

WESTERN KENTUCKY UNIVERSITY
DEPARTMENT OF ATHLETICS
1605 Avenue of Champions
Bowling Green, Ky. 42101
270-745-4298
www.WKUSports.com

CREDITS

EXECUTIVE EDITOR

Melissa Anderson

EDITORIAL ASSISTANCE

Michael Schroeder, Chris Glowacki

LAYOUT

Melissa Anderson

Printed by The Liberty Group, Bowling Green, Ky. (Printed with state funds)

© 2011, Western Kentucky University Department of Athletics

WESTERN KENTUCKY UNIVERSITY STATEMENT OF PURPOSE

As a nationally prominent university, Western Kentucky University engages the globe in acclaimed, technologically enhanced academic programs. An inspiring faculty promotes entrepreneurial success and a unique campus spirit to attract an intellectually exciting and diverse family of the nation's best students.

WKU provides students with rigorous academic programs in education, the liberal arts and sciences, business, and traditional and emerging professional programs, with emphasis at the baccalaureate level, complemented by relevant associate and graduate-level programs.

The University places a premium on teaching and student learning. WKU faculty engage in creative activity and diverse scholarship, including basic and applied research, designed to expand knowledge, improve instruction, increase learning, and provide optimum service to the state and nation. The University directly supports its constituents in its designated service areas of Kentucky with professional and technical expertise, cultural enrichment, and educational assistance. The University encourages applied research and public service in support of economic development, quality of life, and improvement of education at all levels, especially elementary and secondary schools. In particular, WKU faculty contribute to the identification and solution of key social, economic, scientific, health, and environmental problems within its reach, but particularly throughout its primary service area.

Maintaining a campus of distinctive history and character, WKU sustains a student population of increasing quality. It fulfills its responsibility for access through its Bowling Green Community College, regional campus programs in Glasgow, Owensboro and Elizabethtown/Radcliff/Ft. Knox, and distance/on-line learning.

WKU's commitment is to ensure value in a holistic learning experience through high standards for student achievement and conduct, a strong faculty, technological innovation, personalized attention, broad access, and public accountability for actions and outcomes.

WKU recognizes that its mission continues to evolve in response to regional, national, and global changes, and the need for lifelong learning.

WKU ATHLETICS MISSION STATEMENT

The mission of the Western Kentucky University Department of Intercollegiate Athletics is to support the university vision by providing a comprehensive, high quality education for student-athletes and to serve the university community, alumni, and friends through success and distinction within an environment of uncompromising integrity. The WKU Athletic Department seeks to be a source of pride for the citizens of the Commonwealth of Kentucky and to be recognized as a nationally prominent program by consistently winning Sun Belt Conference championships and achieving frequent success in NCAA post-season competitions. It is also imperative that we compete with dignity, honor and respect in upholding and advancing WKU's rich history and tradition.

We must operate in a manner that embraces the guidelines and principles established by the NCAA and Sun Belt Conference, which promote the principles of sportsmanship and ethical conduct. Fair and equitable opportunities will be a priority and will be provided for student-athletes and staff to participate in intercollegiate athletics at the Division I level regardless of gender and ethnicity. Our ultimate purpose is to provide a world class academic and athletic experience for our student-athletes resulting in the vital personal development necessary for long term success.



Table of Contents

Quick Facts..... 2
 Media Information..... 3
 2011 Schedule..... 4
 2011 Roster..... 5
 2011 Opponents..... 6-7

Coaching Staff 8-12

Head Coach Chris Finwood..... 8-9
 Assoc. Head Coach Matt Myers..... 10
 Assistant Coach Blake Allen..... 11
 Other Coaches/Support Staff..... 12

2011 Hilltoppers 13-27

Seniors..... 13-15
 Juniors..... 16-19
 Sophomores..... 20-23
 Redshirt Freshmen..... 24
 Newcomers..... 24-27

2010 Season In Review 28-30

Final Statistics..... 28
 Game-by-Game Results..... 29
 Final SBC Standings..... 30
 2010 SBC Honors..... 30

History and Records..... 31-51

All-Time Coaching History..... 31
 Year-by-Year Results..... 32-43
 All-Time Series History..... 44-55
 All-Time Record by Opponent..... 56
 Single-Season Records..... 57-58
 Career Records..... 58-59
 Team Records..... 60
 Honors..... 61-63

Radio/Television Guide 64

UNIVERSITY INFORMATION

Location:Bowling Green, Ky. 42101
Founded: 1906
Nickname: Hilltoppers
Enrollment:..... 20,885
Colors:..... Red & White
Stadium: Nick Denes Field (1,500)
 Surface Natural Grass (Bermuda)
 Dimensions: 330 (L) 400 (C) 330 (R)
NCAA Affiliation:.....Division I
Conference:.....Sun Belt
President:.....Dr. Gary Ransdell
Director of Athletics:Ross Bjork
Senior Associate AD: Todd Stewart
Associate AD:Craig Biggs
Associate AD:B.J. Burton
Associate AD: Jim Clark
Associate AD: Pam Herriford
Associate AD:Darrell Horn

WKU BASEBALL HISTORY

First Year of Play: 1910
All-Time Record:..... 1573-1275-12 (.552)
Sun Belt Conference Championships: . 1
SBC Tournament Championships: 1
Last Conference Championship: 2009
Last SBC Tournament Championship: .. 2008
Years in NCAA Tournament:..... 4
Last NCAA Tournament Appearance: 2009
Postseason Record:..... 6-8

COACHING/SUPPORT STAFF

Head Coach:.....Chris Finwood (6th Year)
 • **Overall Record:** 209-227 (8 Seasons)
 • **Record at WKU:** 157-130 (5 Seasons)
 • **Alma Mater (Year):**.....VMI (1988)
Assoc. Head Coach:... Matt Myers (4th Year)
 • **Alma Mater (Year):**..Tennessee (1998)
Assistant Coach:Blake Allen (3rd Year)
 • **Alma Mater (Year):** Blackburn (Ill.) College (2001)
Vol. Asst. Coach: . Matt Hightower (1st Year)
 • **Alma Mater (Year):**.....WKU (2009)
Student Intern: Jake Wells
Director of Baseball Operations: ..David Jones
Athletic Trainer: Dustin Wilson
Strength Coach:.....Keith Caton

TEAM INFORMATION

2010 Overall Record:..... 35-23
2010 Conference Record (Finish):.. 16-14 (T-6th)
Letterwinners Returning/Lost: 19/12
Position Player Starters Returning/Lost:.. 7/2
Staring Pitchers Returning/Lost: 5/4
Newcomers: 13

KEY LOSSES:

- **RHP MATT RIDINGS:**
 '10: 9-1, 3.01 ERA, 92.2 IP, 90 SO
 Sun Belt Conference Pitcher of the Year
- **2B MATT PAYTON:**
 '10: .354, 84 H, 12 2B, 55 RBI
 All-SBC Second Team
 Philadelphia Phillies draft pick (27th round)
- **LHP BART CARTER:**
 '10: 20 app., 3-1, 5.61 ERA, 37 SO
 .279 opp BA
 Minnesota Twins draft pick (39th round)
- **RHP SHANE CAMERON:**
 '10: 4-2, 4.84 ERA, 80 SO
- **1B JAKE WELLS:**
 '10: .312, 72 H, 17 2B, 41 RBI

KEY RETURNERS:

- **C MATT RICE:**
 '10: .369, 10 HR, 16 2B, 65 RBI
 All-Sun Belt Conference
- **CF KES CARTER:**
 '10: .341, 7 HR, 53 RBI, 14 SB
 All-Sun Belt Conference
- **SP BRIAN EDELEN:**
 '10: 4-2, 3.78 ERA, 52.1 IP, 31 SO
- **SP TANNER PERKINS:**
 '10: 3-4, 5.27 ERA, 56.1 IP, 43 SO
- **RP RYE DAVIS:**
 '10: 33 app, 3-4, 2.72 ERA, 63 SO, 9 SV
 All-Sun Belt Conference

KEY NEWCOMERS:

- **RHP JUSTIN HAGEMAN:**
 Drafted in the 32nd Rd. by KC
- **RF RYAN HUTCHISON:**
 Won NJCAA National Champ.
- **2B IVAN HARTLE:**
 Won NJCAA National Champ.
- **RHP/3B BRET SUTTON:**
 Missouri All-State, All-Conference

“We are WKU”

Please refer to Hilltopper and Lady Topper athletic programs as:

Western Kentucky University

- or -

WKU

Please do **NOT** use Western Kentucky, Western, Western Ky., W. Kentucky or any other variation.

MESSAGE TO THE MEDIA

The following information is intended to assist members of the media in their coverage of Hilltopper baseball. Should you require additional information, contact Melissa Anderson, Assistant Director of Athletic Media Relations, by phone at (270) 745-3756 or via email at melissa.anderson@wku.edu.

CHRIS FINWOOD INTERVIEWS

Media members wishing to arrange an interview with head coach Chris Finwood must contact Melissa Anderson in the WKU Athletic Media Relations office. Times can be arranged before or after practice, but must be scheduled in advance.

PLAYER INTERVIEWS

Media members wishing to arrange an interview with a WKU player must contact Melissa Anderson in the WKU Athletic Media Relations office. It is asked that at least 48 hours prior notice is given in order to arrange the interview, and it must occur in a fashion that does not interfere with the student-athlete's academic schedule.

POST-GAME INTERVIEWS

The WKU locker room is closed to the media.

During games at Nick Denes Field, a member of the WKU media relations staff will collect player interview requests towards the latter portion of the game. Following the NCAA's recommended 10-minute cooling-off period, head coach Chris Finwood will be available to the media on the field.

On the road, interviews will be conducted in accordance with the host institution's policy.

CREDENTIALS

All requests for working press, radio and television should be made as soon as possible prior to game day by contacting the WKU Athletic Media Relations office.

UNAUTHORIZED USE OF MEDIA CREDENTIALS

Credentials will be issued to working media only. Credentials are non-transferable. Use by anyone other than members of the working media are unauthorized, and those credentials will be revoked immediately. News organizations allowing unauthorized individuals to use credentials will have their credentials revoked for the remainder of the year.

INTERNET ACCESS

Internet is available to media members. Wireless internet is not available in the Nick Denes Field pressbox but Ethernet cords will be made available.

PHONE ACCESS

Phone lines are available to media members.

WKUSPORTS.COM

WKUsports.com is the official online home for all 19 sports on the Hill. Rosters, schedules, stats, game notes, game recaps and media guides are available any time through the site.

Media are strongly encouraged to use WKUsports.com to access box scores following each Hilltopper game. Updated WKU statistics will be available on the site shortly following the conclusion of each game, except when travel plans dictate other arrangements. In those situations, stats may be updated the following day.

WKU ATHLETIC MEDIA RELATIONS

Senior Associate Athletic Director:

Todd Stewart

Associate Director of Media Relations:

Chris Glowacki

Assistant Director of Media Relations:

Michael Schroeder

Assistant Director of Media Relations:

Melissa Anderson

Media Relations Assistant:

Anna Schultz

Media Relations Student Assistant:

Kyle Allen

Sports Information Director (retired):

Paul Just

BASEBALL CONTACT:

Melissa Anderson

Office: (270) 745-3756

Cell: (314) 368-1995

Email: melissa.anderson@wku.edu

MAILING ADDRESS:

Athletic Media Relations
Western Kentucky University
1454 E.A. Diddle Arena
1605 Avenue of Champions
Bowling Green, KY 42101-6412

Website: www.WKUsports.com

Phone: (270) 745-4298



Stewart



Glowacki



Schroeder



Anderson



Schultz



Just

2011 WKU BASEBALL SCHEDULE

DATE	DAY	OPPONENT	LOCATION	TIME (CT)
F18	Friday	Bowling Green State	Bowling Green, Ky.	3:00 PM
F19	Saturday	Bowling Green State	Bowling Green, Ky.	2:00 PM
F20	Sunday	Bowling Green State	Bowling Green, Ky.	1:00 PM
F23	Wednesday	Lipscomb	Nashville, Tenn.	3:00 PM
F25	Friday	Kansas State+	Myrtle Beach, S.C.	12:00 PM
F26	Saturday	Coastal Carolina+	Myrtle Beach, S.C.	3:30 PM
F27	Sunday	Pacific+	Myrtle Beach, S.C.	11:00 AM
M1	Tuesday	Vanderbilt	Nashville, Tenn.	3:00 PM
M4	Friday	College of Charleston!	Charleston, S.C.	5:00 PM
M5	Saturday	New York Tech!	Charleston, S.C.	5:00 PM
M6	Sunday	Auburn!	Charleston, S.C.	11:00 AM
M8	Tuesday	Ole Miss	Oxford, Miss.	6:30 PM
M9	Wednesday	Ole Miss	Oxford, Miss.	6:30 PM
M11	Friday	Illinois	Bowling Green, Ky.	3:00 PM
M12	Saturday	Illinois	Bowling Green, Ky.	2:00 PM
M13	Sunday	Illinois	Bowling Green, Ky.	1:00 PM
M15	Tuesday	Belmont	Nashville, Tenn.	4:00 PM
M18	Friday	Middle Tennessee*	Bowling Green, Ky.	6:00 PM
M19	Saturday	Middle Tennessee*	Bowling Green, Ky.	3:00 PM
M20	Sunday	Middle Tennessee*	Bowling Green, Ky.	1:00 PM
M23	Wednesday	Austin Peay	Bowling Green, Ky.	6:00 PM
M25	Friday	FIU*	Miami, Fla.	6:00 PM
M26	Saturday	FIU*	Miami, Fla.	6:00 PM
M27	Sunday	FIU*	Miami, Fla.	12:00 PM
M29	Tuesday	Louisville	Louisville, Ky.	6:00 PM
M30	Wednesday	Belmont	Bowling Green, Ky.	6:00 PM
A1	Friday	UALR*	Little Rock, Ark.	6:00 PM
A2	Saturday	UALR*	Little Rock, Ark.	4:00 PM
A3	Sunday	UALR*	Little Rock, Ark.	1:00 PM
A5	Tuesday	Louisville^	Bowling Green, Ky.	6:00 PM
A8	Friday	Louisiana-Lafayette*	Bowling Green, Ky.	6:00 PM
A9	Saturday	Louisiana-Lafayette*	Bowling Green, Ky.	3:00 PM
A10	Sunday	Louisiana-Lafayette*	Bowling Green, Ky.	1:00 PM
A12	Tuesday	Austin Peay	Clarksville, Tenn.	6:00 PM
A13	Wednesday	Murray State	Bowling Green, Ky.	6:00 PM
A15	Friday	Arkansas State*	Bowling Green, Ky.	6:00 PM
A16	Saturday	Arkansas State*	Bowling Green, Ky.	3:00 PM
A17	Sunday	Arkansas State*	Bowling Green, Ky.	1:00 PM
A19	Tuesday	Kentucky^	Bowling Green, Ky.	6:00 PM
A22	Friday	Troy*	Troy, Ala.	6:00 PM
A23	Saturday	Troy*	Troy, Ala.	1:00 PM
A24	Sunday	Troy*	Troy, Ala.	1:00 PM
A26	Tuesday	Vanderbilt	Bowling Green, Ky.	6:00 PM
A29	Friday	ULM*	Monroe, La.	6:00 PM
A30	Saturday	ULM*	Monroe, La.	6:00 PM
M1	Sunday	ULM*	Monroe, La.	1:00 PM
M3	Tuesday	Eastern Kentucky	Richmond, Ky.	3:00 PM
M6	Friday	Florida Atlantic*	Bowling Green, Ky.	6:00 PM
M7	Saturday	Florida Atlantic*	Bowling Green, Ky.	3:00 PM
M8	Sunday	Florida Atlantic*	Bowling Green, Ky.	1:00 PM
M13	Friday	South Alabama*	Bowling Green, Ky.	6:00 PM
M14	Saturday	South Alabama*	Bowling Green, Ky.	3:00 PM
M15	Sunday	South Alabama*	Bowling Green, Ky.	1:00 PM
M17	Tuesday	Kentucky	Lexington, Ky.	6:30 PM
M19	Thursday	Middle Tennessee*	Murfreesboro, Tenn.	7:00 PM
M20	Friday	Middle Tennessee*	Murfreesboro, Tenn.	7:00 PM
M21	Saturday	Middle Tennessee*	Murfreesboro, Tenn.	2:00 PM
M25-29	WED-SUN	Sun Belt Conference Tournament	Monroe, La.	TBA
J3-6	FRI-MON	NCAA Regionals	TBA	TBA
J10-13	FRI-MON	NCAA Super Regionals	TBA	TBA
J17-30	FRI-THUR	College World Series	Omaha, Neb.	TBA

All home games in **bold** and played at Nick Denes Field (unless otherwise noted) *- denotes Sun Belt Conference game

+ - Baseball at the Beach

! - College of Charleston Tournament

^ Bowling Green Ballpark

PLAYERS

NO	NAME	POS.	YR.	B/T	HT.	WT.	HOMETOWN (PREVIOUS SCHOOL)
1	DW Warner	INF	Fr.	R/L	5-7	165	Mesa, AZ. (Desert Ridge HS)
2	Ivan Hartle	INF	Jr.	R/R	5-10	180	North Vancouver, B.C. (Iowa Western CC)
3	Logan Robbins	INF	Jr.	R/R	6-0	180	Owensboro, Ky. (Apollo HS)
4	Jared Andreoli	OF	Jr.	L/R	5-11	185	Racine, Wis. (Union Grove HS)
6	Bret Sutton	INF/RHP	Fr.	R/R	6-0	190	Independence, MO (Fort Osage HS)
7	Matt Borgschulte	OF	So.	R/R	6-2	190	Chesterfield, Mo. (Parkway Central HS)
8	J. P. Jackson	INF/C	So.	R/R	5-9	155	Bowling Green, Ky. (Bowling Green HS)
9	Matt Rice	C	Sr.	R/R	6-3	195	Johnson City, Tenn. (Science Hill HS)
10	Kes Carter	OF/LHP	Jr.	L/L	6-1	200	Brentwood, Tenn. (Ravenwood HS)
11	Scott Wilcox	INF	Fr.	R/L	6-0	175	Burlington, Ontario (Notre Dame Secondary School)
13	Austin Clay	LHP	Fr.	L/L	5-10	165	Owensboro, Ky. (Daviss County HS)
14	Blake Crabtree	INF	RSO.	R/R	5-11	192	Austin, Ky. (Barren County HS)
15	Chris Bullard	OF	Sr.	L/R	6-0	235	Cataula, Ga. (Harris County HS)
16	Casey Dykes	C/UTL	Jr.	R/R	5-11	200	Franklin, Tenn. (Franklin HS)
17	Ryan Hutchison	OF	Jr.	R/R	6-4	205	Gillette, Wyo. (Iowa Western CC)
19	Andrew Zimmerman	RHP	So.	R/R	6-0	180	Sarasota, Fla. (Riverview HS)
20	Matt Bracken	OF	Sr.	L/R	6-0	210	Lexington, Ky. (Dunbar HS)
21	Taylor Haydel	RHP	So.	R/R	6-0	170	Mt. Juliet, Tenn. (Mt. Juliet HS)
22	Tanner Perkins	LHP	So.	L/R	6-2	185	Brodhead, Ky. (Rockcastle County HS)
23	Phil Wetherell	RHP	Jr.	R/R	6-5	210	Stewardson, Ill. (Kaskaskia [Ill.] College)
24	Brian Doering	RHP	Fr.	R/R	6-2	195	Louisville, Ky. (DuPont Manual HS)
25	Rye Davis	RHP	RJr.	R/R	6-5	250	Pig, Ky. (Edmonson County HS)
27	Kory Petri	OF	Sr.	L/L	6-0	195	Lexington, Ky. (Northwest Mississippi CC)
29	Ross Hammonds	RHP	RJr.	R/R	5-10	188	Bowling Green, Ky. (Warren East HS)
30	E. J. Murray	INF/OF	RFr.	R/R	6-2	185	Edgewood, Ky. (Scott HS)
31	Justin Hageman	RHP/INF	Fr.	R/R	6-2	195	Hopkinsville, Ky. (Hopkinsville HS)
33	Jordan Cessna	INF	Fr.	R/R	6-1	180	Henderson, Ky. (Henderson County HS)
35	Aaron Mayfield	RHP	Jr.	R/R	5-11	165	Hodgenville, Ky. (Larue County HS)
36	Tate Glasscock	RHP	Fr.	R/R	6-1	195	Hardinsburg, Ky. (Breckenridge County HS)
37	Ryan Messex	C	Fr.	R/R	5-10	170	Louisville, Ky. (Male HS)
38	Brian Edelen	RHP	RSr.	R/R	6-1	194	Fisherville, Ky. (Campbellsville University)
39	GJ Strauss	RHP	Fr.	R/R	6-5	200	St. Louis, Mo. (Christian Brothers College HS)
40	David Simmons	OF	Fr.	R/R	5-10	175	Indianapolis, Ind. (Pike HS)
41	Brandon Brian	OF	So.	R/R	6-2	175	Louisville, Ky. (Trinity HS)
44	Ryan Huck	C/INF	So.	R/R	6-5	230	St. Louis, Mo. (Oakville Senior HS)

COACHING STAFF

NO.	NAME	POS.	YEAR AT WKU	ALMA MATER (Year)
5	Chris Finwood	Head Coach	Sixth Season	VMI (1988)
12	Matt Myers	Associate Head Coach	Fourth Season	Tennessee (1998)
26	Blake Allen	Assistant Coach	Third Season	Blackburn [Ill.] College (2001)
28	Matt Hightower	Volunteer Asst. Coach	Second Season	WKU (2009)
18	Jake Wells	Student Intern	First Season	
	David Jones	Director of Baseball Operations	Third Season	

PRONUNCIATIONS

4 Jared Andreoli	an-dree-OH-lee	27 Kory Petri	PEE-tree
23 Phil Wetherell	WEH-thur-ell	38 Brian Edelen	EE-duh-lin
24 Matt Borgschulte	BORG-shull-tee		

2011 OPPONENTS

BOWLING GREEN STATE FALCONS

February 18-20 (Bowling Green)
 Conference:.....Mid-American
 2010 Record:.....31-23-1
 2010 Conf. Record (Finish):..... 18-9 (1st East)
 Postseason:.....none
 Letterwinners Returning/Lost:..... 16/11
 Starters Returning/Lost:..... 8/5
 Head Coach:.....Danny Schmitz
 Career Record (Seasons): .. 548-486-5 (20)
 Record at School (Seasons): .. same
 Stadium (Capacity):.....Steller Field (1,000)
 Baseball SID:.....Ryan Gasser
 Office Phone:.....(419) 372-7105
 Email:.....rgasser@bgsu.edu

LIPSCOMB BISONS

February 23 (Nashville, Tenn.)
 Conference:.....Atlantic Sun
 2010 Record:.....19-36
 2010 Conf. Record (Finish):..... 9-17 (9th)
 Postseason:.....none
 Letterwinners Returning/Lost:..... 18/5
 Starters Returning/Lost:..... 7/5
 Head Coach:.....Jeff Forehand
 Career Record (Seasons): .. 315-270-1 (10)
 Record at School (Seasons): .. 104-128 (4)
 Stadium (Capacity):..... Marsh Stadium (1,500)
 Baseball SID:.....Mark McGee
 Office Phone:.....(615) 966-5862
 Email:.....mark.mcgee@lipscomb.edu

KANSAS STATE WILDCATS

February 25 (Myrtle Beach, S.C.)
 Conference:.....Big 12
 2010 Record:.....37-22
 2010 Conf. Record (Finish):..... 14-12
 Postseason:.....NCAA Fayetteville Regional
 Letterwinners Returning/Lost:..... 18/9
 Starters Returning/Lost:..... 12/6
 Head Coach:.....Brad Hill
 Career Record (Seasons): .. 648-259-3 (16)
 Record at School (Seasons): .. 230-168-3 (7)
 Stadium (Capacity):..... Tointon Family (2, 331)
 Baseball SID:.....Ryan Lackey
 Office Phone:.....(785) 532-6735
 Email:.....rlackey@kstatesports.com

COASTAL CAROLINA CHANTICLEERS

February 26 (Myrtle Beach, S.C.)
 Conference:.....Big South
 2010 Record:.....55-10
 2010 Conf. Record (Finish):.....25-0 (1st)
 Postseason:.....NCAA Myrtle Beach Super Regional
 Letterwinners Returning/Lost:..... 17/13
 Starters Returning/Lost:..... 5/4
 Head Coach:.....Gary Gilmore
 Career Record (Seasons): .. 862-405 (21)
 Record at School (Seasons): .. 609-303 (15)
 Stadium (Capacity):..... Charles L. Watson Stadium (2,000)
 Baseball SID:.....Mike Cawood
 Office Phone:.....(843) 349-2822
 Email:.....cawood@coastal.edu

PACIFIC TIGERS

February 27 (Myrtle Beach, S.C.)
 Conference:.....Big West
 2010 Record:.....31-23
 2010 Conf. Record (Finish):..... 12-12 (4th)
 Postseason:.....none
 Letterwinners Returning/Lost:..... 16/12
 Starters Returning/Lost:..... 7/5
 Head Coach:.....Ed Srague
 Career Record (Seasons): .. 162-226 (7)
 Record at School (Seasons): .. same
 Stadium (Capacity):..... Klein Family Field (2,500)
 Baseball SID:.....Kevin Wilkinson
 Office Phone:.....(209) 946-2289
 Email:.....kwilkinson1@pacific.edu

VANDERBILT COMMODORES

March 1 (Nashville, Tenn.) // April 26 (Bowling Green)
 Conference:.....Southeastern
 2010 Record:.....46-20
 2010 Conf. Record (Finish):..... 16-12 (3rd East)
 Postseason:.....NCAA Tallahassee Super Regional
 Letterwinners Returning/Lost:..... 21/7
 Starters Returning/Lost:..... 17/6
 Head Coach:.....Tim Corbin
 Career Record (Seasons): .. 428-315 (14)
 Record at School (Seasons): .. 322-177 (8)
 Stadium (Capacity):..... Hawkins Field (3,700)
 Baseball SID:.....Kyle Parkinson
 Office Phone:.....(615) 343-7064
 Email:.....kyle.parkinson@vanderbilt.edu

COLLEGE OF CHARLESTON COUGARS

March 4 (Charleston, S.C.)
 Conference:.....Southern
 2010 Record:.....44-19
 2010 Conf. Record (Finish):..... 22-8 (2nd)
 Postseason:.....NCAA Myrtle Beach Regional
 Letterwinners Returning/Lost:..... 23/11
 Starters Returning/Lost:..... 6/3
 Head Coach:.....Monte Lee
 Career Record (Seasons): .. 79-41 (2)
 Record at School (Seasons): .. same
 Stadium (Capacity):..... Patriots Point Field (2,000)
 Baseball SID:.....Steven Rudnicki
 Office Phone:.....(843) 814-1021
 Email:.....rudnickisj@cofc.edu

NEW YORK TECH BEARS

March 5 (Charleston, S.C.)
 Conference:.....Great West
 2010 Record:.....26-29-2
 2010 Conf. Record (Finish):..... 15-13 (4th)
 Postseason:.....none
 Letterwinners Returning/Lost:..... 17/13
 Starters Returning/Lost:..... 7/5
 Head Coach:.....Bob Hirschfield
 Career Record (Seasons): .. 649-683-16 (29)
 Record at School (Seasons): .. same
 Stadium (Capacity):..... President's Field (500)
 Baseball SID:.....Sabrina Polidoro
 Office Phone:.....(516) 686-7504
 Email:.....spolidor@nyit.edu

AUBURN TIGERS

March 6 (Charleston, S.C.)
 Conference:.....Southeastern
 2010 Record:.....43-21
 2010 Conf. Record (Finish):.....20-10 (1st)
 Postseason:.....NCAA Auburn Regional
 Letterwinners Returning/Lost:..... 19/12
 Starters Returning/Lost:..... 6/4
 Head Coach:.....John Pawlowski
 Career Record (Seasons): .. 74-46 (3)
 Record at School (Seasons): 412-238-1 (10)
 Stadium (Capacity):..... Plainsman Park (4,096)
 Baseball SID:.....Dan Froehlich
 Office Phone:.....(334) 844-9803
 Email:.....froehdp@auburn.edu

OLE MISS REBELS

March 8-9 (Oxford, Miss.)
 Conference:.....Southeastern
 2010 Record:.....39-24
 2010 Conf. Record (Finish):.....16-14 (3rd West)
 Postseason:..... NCAA Charlottesville Regional
 Letterwinners Returning/Lost:..... 14/11
 Starters Returning/Lost:..... 13/8
 Head Coach:.....Mike Bianco
 Career Record (Seasons): .. 504-298-1 (13)
 Record at School (Seasons): 404-227-1 (10)
 Stadium (Capacity):..... Oxford-University Stadium (10, 323)
 Baseball SID:.....Bill Bunting
 Office Phone:.....(662) 915-7522
 Email:.....wbunting@olemiss.edu

ILLINOIS FIGHTING ILLINI

March 11-13 (Bowling Green)
 Conference:.....Big Ten
 2010 Record:.....26-26
 2010 Conf. Record (Finish):..... 10-14 (9th)
 Postseason:.....none
 Letterwinners Returning/Lost:..... 17/6
 Starters Returning/Lost:..... 4/5
 Head Coach:.....Dan Hartleb
 Career Record (Seasons): .. 151-127 (5)
 Record at School (Seasons): .. same
 Stadium (Capacity):..... Illinois Field (3,000)
 Baseball SID:.....Ben Taylor
 Office Phone:.....(217) 244-5054
 Email:.....bktaylor@illinois.edu

BELMONT BRUINS

March 15 (Nashville, Tenn.) // March 30 (Bowling Green)
 Conference:.....Atlantic Sun
 2010 Record:.....27-27
 2010 Conf. Record (Finish):..... 13-13 (7th)
 Postseason:.....none
 Letterwinners Returning/Lost:..... 23/4
 Starters Returning/Lost:..... 6/2
 Head Coach:.....David Jarvis
 Career Record (Seasons): .. 681-493-1 (22)
 Record at School (Seasons): 357-341-1 (13)
 Stadium:..... E. S. Rose Park
 Baseball SID:.....Dan Forcella
 Office Phone:.....(615) 460-8023
 Email:.....dan.forcella@belmont.edu

MIDDLE TENNESSEE BLUE RAIDERS

March 18-20 (H) // May 19-21 (A)
 Conference:.....Sun Belt
 2010 Record:.....35-23
 2010 Conf. Record (Finish):..... 18-12 (3rd)
 Postseason:.....none
 Letterwinners Returning/Lost:..... 18/9
 Starters Returning/Lost:..... 3/6
 Head Coach:.....Steve Peterson
 Career Record (Seasons): .. 895-660-3 (29)
 Record at School (Seasons): 742-572-3 (23)
 Stadium (Capacity):..... Reese Smith Field (2,100)
 Baseball SID:.....Jessica Stauffacher
 Office Phone:.....(615) 904-8115
 Email:.....jstauffacher@goblueraiders.edu

AUSTIN PEAY GOVERNORS

March 23 (Bowling Green) // April 12 (Clarksville, Tenn.)
 Conference:.....Ohio Valley
 2010 Record:.....28-25
 2010 Conf. Record (Finish):..... 8-13 (7th)
 Postseason:.....none
 Letterwinners Returning/Lost:..... 14/16
 Starters Returning/Lost:..... 7/8
 Head Coach:.....Gary McClure
 Career Record (Seasons): .. 678-628-4 (23)
 Record at School (Seasons): .. same
 Stadium (Capacity):..... Raymond C. Hand Park (1,000)
 Baseball SID:.....Cody Bush
 Office Phone:.....(931) 221-7561
 Email:.....bushc@apsu.edu

FIU GOLDEN PANTHERS

March 25-27 (Miami, Fla.)
 Conference:.....Sun Belt
 2010 Record:.....36-25
 2010 Conf. Record (Finish):..... 18-13 (4th)
 Postseason:..... NCAA Coral Gables Regional
 Letterwinners Returning/Lost:..... 16/12
 Starters Returning/Lost:..... 9/3
 Head Coach:.....Henry "Turtle" Thomas
 Career Record (Seasons): .. 90-84 (3)
 Record at School (Seasons): .. Same
 Stadium (Capacity):..... FIU Stadium (2,000)
 Baseball SID:.....Mat Ratner
 Office Phone:.....(305) 348-1496
 Email:.....mratner@fiu.edu

LOUISVILLE CARDINALS

March 29 (Louisville, Ky.) // April 5 (Bowling Green, Ky.)
Conference:..... Big East
2010 Record:..... 50-14
2010 Conf. Record (Finish):..... 21-6 (1st)
Postseason:..... NCAA Louisville Regional
Letterwinners Returning/Lost:..... 16/15
Starters Returning/Lost:..... 3/5
Head Coach:..... Dan McDonnell
Career Record (Seasons):..... 185-77 (4)
Record at School (Seasons):..... same
Stadium (Capacity):..... Jim Patterson (2,500)
Baseball SID:..... Garrett Wall
Office Phone:..... (502) 852-3088
Email:..... g.wall@louisville.edu

UALR TROJANS

April 1-3 (Little Rock, Ark.)
Conference:..... Sun Belt
2010 Record:..... 29-25
2010 Conf. Record (Finish):..... 12-16 (9th)
Postseason:..... none
Letterwinners Returning/Lost:..... 16/14
Starters Returning/Lost:..... 5/3
Head Coach:..... Scott Norwood
Career Record (Seasons):..... 334-199 (10)
Record at School (Seasons):..... 45-59 (2)
Stadium (Capacity):..... Gary Hogan Field (1,000)
Baseball SID:..... Joe Angolia
Office Phone:..... (501) 569-3449
Email:..... jaangolia@ualr.edu

LA-LAFAYETTE RAGIN' CAJUNS

April 8-10 (Bowling Green)
Conference:..... Sun Belt
2010 Record:..... 38-22
2010 Conf. Record (Finish):..... 21-9 (1st)
Postseason:..... NCAA Austin Regional
Letterwinners Returning/Lost:..... 16/8
Starters Returning/Lost:..... 8/4
Head Coach:..... Troy Robichaux
Career Record (Seasons):..... 840-559-1 (25)
Record at School (Seasons):..... 577-382-1 (17)
Stadium (Capacity):..... M.L. "Tigue" Moore Field (3,755)
Baseball SID:..... Matt Hebert
Office Phone:..... (337) 482-6330
Email:..... matth@louisiana.edu

MURRAY STATE THOROUGHBREDS

April 13 (Bowling Green)
Conference:..... Ohio Valley
2010 Record:..... 28-28-1
2010 Conf. Record (Finish):..... 12-8-1 (3rd)
Postseason:..... none
Letterwinners Returning/Lost:..... 8/12
Starters Returning/Lost:..... 7/10
Head Coach:..... Rob McDonald
Career Record (Seasons):..... 161-220 (7)
Record at School (Seasons):..... same
Stadium (Capacity):..... Reagan Field
Baseball SID:..... John Brush
Office Phone:..... (270) 809-7044
Email:..... john.brush@murraystate.edu

ARKANSAS STATE RED WOLVES

April 15-17 (Bowling Green)
Conference:..... Sun Belt
2010 Record:..... 30-28
2010 Conf. Record (Finish):..... 17-12 (7th)
Postseason:..... none
Letterwinners Returning/Lost:..... 12/11
Starters Returning/Lost:..... 4/5
Head Coach:..... Tommy Raffo
Career Record (Seasons):..... 53-58 (2)
Record at School (Seasons):..... same
Stadium (Capacity):..... Tomlinson Stadium (1,200)
Baseball SID:..... Anthony Reynolds
Office Phone:..... (870) 972-3405
Email:..... areynolds@astate.edu

KENTUCKY WILDCATS

April 19 (Bowling Green) // May 17 (Lexington, Ky.)
Conference:..... Southeastern
2010 Record:..... 31-25
2010 Conf. Record (Finish):..... 13-17 (4th East)
Postseason:..... none
Letterwinners Returning/Lost:..... 15/14
Starters Returning/Lost:..... 4/6
Head Coach:..... Gary Henderson
Career Record (Seasons):..... 59-51 (3)
Record at School (Seasons):..... same
Stadium (Capacity):..... Cliff Hagan Stadium (3,000)
Baseball SID:..... Brent Ingram
Office Phone:..... (859) 257-3838
Email:..... brent.ingram@uky.edu

TROY TROJANS

April 22-24 (Troy, Ala.)
Conference:..... Sun Belt
2010 Record:..... 36-25
2010 Conf. Record (Finish):..... 16-14 (6th-t)
Postseason:..... none
Letterwinners Returning/Lost:..... 13/14
Starters Returning/Lost:..... 4/5
Head Coach:..... Bobby Pierce
Career Record (Seasons):..... 317-390 (22)
Record at School (Seasons):..... 282-187 (8)
Stadium (Capacity):..... Riddle-Pace Field (2,000)
Baseball SID:..... Ricky Hazel
Office Phone:..... (334) 670-5654
Email:..... jehazel@troy.edu

LOUISIANA-MONROE WARHAWKS

April 29 - May 1 (Monroe, La.)
Conference:..... Sun Belt
2010 Record:..... 17-38
2010 Conf. Record (Finish):..... 7-23 (10th)
Postseason:..... none
Letterwinners Returning/Lost:..... 13/12
Newcomers:..... 16
Head Coach:..... Jeff Schexnaider
Career Record (Seasons):..... 112-117 (4)
Record at School (Seasons):..... same
Stadium (Capacity):..... Warhawk Field (1,800)
Baseball SID:..... Adam Pendergast
Office Phone:..... (318) 342-5463
Email:..... prendergast@ulm.edu

EASTERN KENTUCKY COLONELS

May 3 (Richmond, Ky.)
Conference:..... Ohio Valley
2010 Record:..... 28-27
2010 Conf. Record (Finish):..... 9-12 (6th)
Postseason:..... none
Letterwinners Returning/Lost:..... 20/7
Starters Returning/Lost:..... 6/3
Head Coach:..... Jason Stein
Career Record (Seasons):..... 55-51 (2)
Record at School (Seasons):..... same
Stadium (Capacity):..... Turkey Hughes Field (1,500)
Baseball SID:..... Steve Fohl
Office Phone:..... (859) 622-1253
Email:..... steve.fohl@eku.edu

FLORIDA ATLANTIC OWLS

May 6-8 (Bowling Green)
Conference:..... Sun Belt
2010 Record:..... 34-24
2010 Conf. Record (Finish):..... 21-9 (1st)
Postseason:..... NCAA Gainesville Regional
Position Starters Returning/Lost:..... 8/1
Starting Pitchers Returning/Lost:..... 2/1
Head Coach:..... John McCormack
Career Record (Seasons):..... 67-50 (2)
Record at School (Seasons):..... same
Stadium (Capacity):..... FAU Baseball Stadium (2,300)
Baseball SID:..... Dale Long
Office Phone:..... (561) 297-3163
Email:..... dlong16@fau.edu

SOUTH ALABAMA JAGUARS

May 13-15 (Bowling Green)
Conference:..... Sun Belt
2010 Record:..... 32-27
2010 Conf. Record (Finish):..... 17-13 (5th)
Postseason:..... none
Letterwinners Returning/Lost:..... 18/14
Starters Returning/Lost:..... 3/6
Head Coach:..... Steve Kittrell
Career Record (Seasons):..... 1055-630-1 (28)
Record at School (Seasons):..... 1022-616-1 (27)
Stadium (Capacity):..... Stanky Field (3, 575)
Baseball SID:..... Charlie Nichols
Office Phone:..... (251) 414-8032
Email:..... charlesnichols@usouthal.edu



Chris Finwood

Head Coach
Sixth Season
209-227 Record

Chris Finwood enters his sixth season as head baseball coach at Western Kentucky University after recently leading the Hilltoppers to one of their most successful seasons in school history and earning Sun Belt Conference Coach of the Year honors in 2009. A 22-year veteran in the college coaching profession, he was named head baseball coach at Western Kentucky University on May 17, 2005.

In just five seasons, the Hilltoppers have witnessed

unprecedented improvement under Finwood. Magical post-season runs two of the last three seasons, both in the Sun Belt and NCAA Tournaments, have been highlights of the Finwood era thus far. In 2009, en route to notching the program's first 40-win season in 21 years and fifth overall, Finwood's club earned a share of WKU's first-ever Sun Belt Conference Regular Season Championship. WKU also achieved new firsts with a return trip to the NCAA Tournament as well as the program's first at-large invitation.

The 2009 team finished with a 42-20 record and a 21-8 mark in the Sun Belt Conference, earning a confer-

ence championship along the way, the first in Finwood's WKU tenure. The Hilltoppers were an impressive 27-3 at home, setting a new WKU record for home winning percentage in a season.

Finwood-coached squads pride themselves on defense and his 2009 team was no exception, finishing third in the nation in fielding percentage (.979). WKU's fielding percentage was nine percentage-points higher than the next-closest conference foe, and the Hilltoppers made 17 fewer errors than second-place Troy.

The nine-game turnaround from 2008 to 2009 is tied for the fifth-best improvement from one year to the next in the 90-year history of Hilltopper baseball. In Finwood's four years at the helm of the Hilltoppers, the team has improved its record 15 games.

The 42-20 season in 2009 came on the heels of a 2008 campaign in which Finwood led the Hilltoppers to a 33-27 record, their first winning season since 2004, and a Sun Belt Conference Tournament championship and trip to the NCAA Regionals.

After winning just five Sun Belt Conference games in 2006, the Hilltoppers finished 15-15 in the league in 2007. The 10-win turnaround marked the biggest one-year improvement in the history of the conference. The Hilltoppers have also qualified for the eight-team Sun Belt Conference Tournament all four seasons under Finwood.

"I am excited and honored to be the head baseball coach here at WKU, and look forward to continuing our climb to the top of the Sun Belt Conference," said Finwood. "I want to thank (WKU President) Dr. (Gary) Ransdell and (Athletic Director) Dr. Wood Selig for the support they continue to show our program and our family, and we are looking forward to being here in Bowling Green and at WKU for a long time."

Throughout his career, Finwood has coached more than 59 players who have gone on to sign professional contracts, which includes three Major Leaguers. A school record six Hilltoppers were drafted in June 2009, with five coming in the first 25 rounds. Wade Gaynor became the highest-drafted Hilltopper in program history, when he was taken in the third round by the Detroit Tigers.

Academics have also been a priority for Finwood's student-athletes at WKU. In the first semester of the 2009-10 academic year, 25 of 35 players on the fall roster recorded a GPA of at least 3.0 - a remarkable 71 percent. Four players earned a perfect 4.0 GPA for the semester.

Finwood came to the Hill from Auburn, where he served as an assistant coach for five seasons and helped lead the Tigers to three NCAA Regionals in his first four seasons. During his time at Auburn, Finwood was responsible for all aspects of the Tiger defense, while also coordinating the program's recruiting efforts. In his five seasons, Auburn posted five winning campaigns and combined for 181 victories. The Tigers made the NCAA Tournament field in each of his first three seasons, earning a top-seed and hosting a regional in 2003 after a 42-21 season and second-place finish with the West Division of the Southeastern Conference. Auburn

Hilltopper Coaching Staff

PERSONAL

Hometown: Plattsburgh, N.Y.
Born: January 20, 1966
Date Hired at WKU: May 17, 2005
Family: Annette (wife), Riley (daughter), Greyson (son)

COACHING EXPERIENCE

1989-1990, 1991: VMI, Asst. Coach
1990: Radford, Assistant Coach
1992-94: VMI, Head Coach
1995-98: VCU, Assistant Coach
1999-2000: VCU, Assoc. Head Coach
2001-05: Auburn, Assistant Coach
2006-present: WKU, Head Coach

HEAD COACHING RECORD

VMI		
1992	11-39	.220
1993	20-29	.408
1994	21-29	.420
WKU		
2006	22-30	.423
2007	25-30	.455
2008	33-27	.550
2009	42-20	.677
2010	35-23	.603
• TOTALS	• 209-227	• .479
• AT WKU	• 157-130	• .547

EDUCATION

High School: Hampton (Va.) HS
College: VMI (BA in English, 1988)

PLAYING EXPERIENCE

High School: Varsity Baseball (3 letters), Varsity Basketball (3 letters)
College: Baseball (4 letters), shortstop

again advanced to the regionals in 2005, falling in the finals to host Florida State.

In his five seasons, the defense posted two of the best fielding percentages in school history, finishing at .970 in 2002 and .968 in 2003. The 2002 fielding percentage also ranked second in the SEC and 12th nationally.

Prior to joining the staff at Auburn, the Hampton, Va., native spent six seasons at Virginia Commonwealth — four seasons as an assistant (1995-98) before serving as the Rams' associate head coach in 1999 and 2000. Finwood helped guide VCU to a 219-139 record in six years in Richmond. In his six seasons, VCU claimed Colonial Athletic Association regular-season titles in 1997 and '98. The Rams also earned trips to the NCAA Tournament in 1998 and '99, winning 40-plus games each season including a school-record 46 victories during the '98 campaign.

Finwood began his coaching career at his alma mater — Virginia Military Institute — serving as an assistant for three seasons before taking over the head coaching duties from 1992-94. After inheriting a VMI team that had won just two games the year before, Finwood led the Keydets to a school-record 21 wins in '93 and '94 and a berth in the 1993 Southern Conference Tournament championship game.

A four-year starter on the field at VMI from 1985-88, Finwood was named to the Southern Conference all-Northern Division team three times. A career .300 hitter, he posted a .399 batting average as a senior — the sixth-best average in school history. He was also named team captain during his senior season and finished his career with the Keydets ranked second in hits and runs scored. Finwood was inducted into the VMI Athletics Hall of Fame in the summer of 2003.

Finwood and his wife Annette have two children — a daughter, Riley, and son, Greyson.

**FINWOOD'S CAREER WKU
RECORD BY OPPONENT
157-130 (2006-present)**

Akron.....	2-0
Albany.....	5-2
UALR.....	9-6
Arkansas State.....	8-7
Auburn.....	0-1
Austin Peay.....	3-5
Baylor.....	1-0
Belmont.....	4-5
Bowling Green State.....	2-1
Butler.....	3-0
Central Michigan.....	0-2
Eastern Kentucky.....	4-3
Evansville.....	3-0
Florida Atlantic.....	6-11
FIU.....	8-9
Kent State.....	2-1
Kentucky.....	4-3
Illinois-Chicago.....	2-1
IPFW.....	2-1
Lipscomb.....	2-0
Louisiana-Lafayette.....	6-9
ULM.....	10-6
Louisville.....	2-7
Middle Tennessee.....	7-7
Mississippi.....	2-3
Mississippi State.....	0-1
Missouri.....	2-0
Morehead State.....	1-1
Murray State.....	2-0
New Orleans.....	10-7
UNC Wilmington.....	1-0
Ohio.....	2-1
Oklahoma.....	1-0
Oklahoma State.....	0-1
Purdue.....	4-3
South Alabama.....	8-4
South Carolina.....	0-1
Tennessee.....	1-1
TCU.....	0-1
Texas A&M.....	1-0
Texas State.....	1-0
Toledo.....	1-0
Troy.....	6-11
Vanderbilt.....	2-7
VCU.....	6-0
Wisconsin-Milwaukee.....	1-0
Xavier.....	3-0
Youngstown State.....	3-0



Matt Myers

**Associate Head Coach
Fourth Season
Tennessee (1998)**

Matt Myers was named associate head baseball coach by WKU head coach Chris Finwood following his second season on the Hilltopper baseball coaching staff in 2009. The 2011 campaign marks Myers' fourth season on the Hilltopper staff after coming to WKU in July of 2007.

"Matt is certainly deserving of the promotion to associate head baseball coach," Finwood said. "He has done a great job with our pitchers and really brings a great deal to our program every day. Matt is an outstanding ambassador for WKU and our baseball program, and we are lucky to have him on our coaching staff."

PERSONAL

Hometown: Sacramento, Calif.
Born: November 15, 1974
Date Hired at WKU: July 1, 2007
Family: Michelle (wife), Carson (son)

COACHING EXPERIENCE

1999: Tennessee, Vol. Asst. Coach
2000: UNC Asheville, Asst. Coach
2001-04: UNC Asheville, Head Coach
2005-07: Auburn, Asst. Coach
2007-09: WKU, Asst. Coach
2009-present: WKU, Assoc. Head Coach

EDUCATION

College: University of Tennessee (BA in Communications, 1998); University of Tennessee (MS in Sports Administration, 1999)

PLAYING EXPERIENCE

College: Baseball at Sacramento State (1994); at Sacramento City College (1995); at Tennessee (1996-97) .765 winning percentage ranks fifth all-time at Tennessee

Myers made quite an impact on the WKU baseball program in his first two seasons. The Hilltopper pitching staff has showed significant improvements under Myers' guidance, finishing second and third respectively in team ERA in an offense-dominated Sun Belt Conference the past two seasons.

His staff has been instrumental in WKU's back-to-back NCAA Tournament appearances, posting earned run averages in the top three of the Sun Belt Conference each year. He made an immediate impact in his first season on the Hill in 2008, as the team ERA improved from ninth in the league to second upon his arrival.

In 2009, the Hilltopper staff posted a 5.47 ERA with 450 strikeouts and was led by SBC Pitcher of the Year Matt Hightower. At the conclusion of the season, three on Myers' staff were chosen in the Major League Baseball First-Year Players Draft. J.B. Paxson, Matt Ridings and Evan Teague all heard their names called in the draft.

"I really feel that Matt is one of the very best pitching coaches in the country, and we are fortunate that he is a Hilltopper," said Finwood. "Matt is a great family man and a great role model for our young men. I am really looking forward to watching the development of our pitching staff under his guidance."

Myers and Finwood have a long-standing relationship, dating back to when both were members of Tom Slater's coaching staff at Auburn University in 2005.

In his first year at Auburn, Myers helped lead the Tiger pitching staff to a 3.89 team ERA, the lowest by an Auburn staff in 10 years. Myers saw four of his pitchers selected in the first 13 rounds of the 2005 MLB First-Year Players Draft.

Prior to his arrival at Auburn, Myers served as the head coach at UNC Asheville for four seasons, earning Big South Conference Coach of the Year honors in 2003.

One of the youngest Division I head coaches, Myers directed Asheville to a school-record 27 wins and a tie for second in the Big South in 2003. The Bulldogs finished in the top half of the league standings each of his final three seasons, including a school-record 13 league wins in 2004. He served as an assistant coach at UNC Asheville for a season before being named the school's sixth head coach in June, 2000.

In all, Myers has coached 15 all-conference pitchers, two conference pitchers of the year, one conference freshman of the year, 25 professional draft picks or free agents, three first-team All-American and six freshman All-Americans and four pitchers selected in the top 10 rounds of the MLB draft.

A native of Carmichael, Calif., Myers is married to the former Michelle Gillum of Celina, Ohio. The couple has a son named Carson.

Hilltopper Coaching Staff



Blake Allen

**Assistant Coach
Third Season**
Blackburn (Ill.) College (2001)

Blake Allen enters his third season as an assistant baseball coach at Western Kentucky University in 2011. Prior to coming to the Hill for the 2009 season, Allen had spent the previous four seasons as a volunteer assistant coach at Vanderbilt University.

In his first season at WKU, Allen helped the Hilltopper hitters to a .330 batting average, highlighted by sophomore catcher Matt Rice's school record 101-hit season and a spot on the CoSIDA/ESPN The Magazine Academic All-American Team. Rice also had a 31-game hitting streak and hit .399 on the season.

Helping guide a potent offense that re-wrote the WKU record books, the Hilltoppers finished in the top six in all nine single-season team categories and set new program marks for at bats (2,190), runs (538) and RBI (490).

The 2009 season also ranks second all-time in school history for total bases (1,152) and walks (290), third in home runs (88) and triples (21), fourth in batting average (.330) and sixth in doubles (124).

Allen saw three of his position players named to All-Sun Belt Conference teams in 2009, and junior third baseman Wade Gaynor was a second-team All-American.

"Blake has

jumped right in and made his presence felt quickly, both on the recruiting front and with his work with our team on the field," WKU head coach Chris Finwood said. "He has a great demeanor and presence that both our current players and potential recruits really respect. I feel that Blake will be a big part of our program continuing to rise."

In four seasons at Vanderbilt, Allen worked mainly with hitters and catchers and also assisted with the team's strength and conditioning program. During his four seasons with the Commodores, Allen was part of three NCAA Regional teams, as well as an SEC championship team in 2007. The 2007 team was ranked No. 1 in the nation for most of the season and received the top overall seed in the NCAA Tournament.

Allen worked with two catchers in his four years at Vanderbilt that were drafted in the top 20 rounds of the Major League Baseball First-Year Players Draft. Brian Hernandez was taken in the 19th round of the 2006 MLB Draft by the San Diego Padres, and Shea Robin was a 20th round selection in 2008 by the Houston Astros.

A native of St. Louis, Mo., Allen began his collegiate playing career at DePauw (Ind.) University and finished at Blackburn (Ill.) College. At Blackburn, Allen was an all-conference and record-setting performer in both baseball and football.

He joined the Vanderbilt coaching staff after one year as baseball recruiting coordinator and linebackers/special teams coach for football at Franklin (Ind.) College. While there, he worked with the catchers and hitters, and also was involved with the strength and conditioning program as the baseball team set a record for home runs in a season and finished with its second-best record.

Prior to that, he was a graduate assistant for both football and baseball for two years at DePauw.

Allen earned his Bachelor of Arts degree from Blackburn College in 2001 and his Masters in Kinesiology from Indiana State in 2003.

A native of St. Louis, Mo., Allen is married to the former Cristin Czubik.

PERSONAL

Hometown: St. Louis, Mo.

Born: May 2, 1977

Date Hired at WKU: July 1, 2009

COACHING EXPERIENCE

2002-03: DePauw University, GA

2004: Franklin College, Asst. Coach

2005-08: Vanderbilt, Vol. Asst. Coach

2008-present: WKU, Asst. Coach

EDUCATION

College: Blackburn College (BA in Physical Education, 2001); Indiana State (MS in Kinesiology, 2003)

PLAYING EXPERIENCE

College: Baseball at DePauw (1997-99); at Blackburn (2000-01) All-Conference; Football at DePauw (1998-99); at Blackburn (2000-01) All-Conference and record-setting performer



**MATT HIGHTOWER
VOLUNTEER ASSISTANT COACH**

After a successful career as a two-way player on the diamond for WKU, Matt Hightower continues the transition from the field to the coaching staff. He will serve as the volunteer assistant coach after being a graduate assistant for the Hilltoppers in 2010.

After transferring from the University of Florida after his freshman season in 2006, Hightower emerged as a valuable outfielder and left-handed pitcher for the Hilltoppers from 2007-09. He made 15 starts on the mound in 2009, compiling a 7-3 record and allowing 92 hits in 85.1 innings pitched. His ERA of 4.01 was second-best on the staff, and he recorded the team's only complete

game of the year when he went the distance against New Orleans on April 10. He earned Sun Belt Conference Pitcher of the Year honors for his efforts in 2009.

Hightower also contributed at the plate for the 2009 Sun Belt Conference champion Hilltoppers. He started 57 games as an outfielder or designated hitter, recording a .300 batting average and scoring 56 runs.

A four-year letterwinner at Cartersville (Ga.) High School, Hightower helped the Purple Hurricanes to three straight state championships from 2001-03. He finished his career with a 43-4 record, including a 13-0 mark as a sophomore and 12-0 as a junior.



**JAKE WELLS
STUDENT INTERN**

After a successful career as a player on the diamond for WKU, Jake Wells makes the transition from the field to the support staff. He will serve as a student intern for the Hilltoppers in 2011.

Wells finished his four-year hilltopper career having played in 208 games with a .310 average, 141 runs, 235 hits, 116 RBIs and a .388 on-base percentage.

He was a constant at first base for WKU from his sophomore year on. That year he started all 59 games the Hilltoppers played and continued that as a junior and senior, playing all 120

games in those two seasons.

Wells finished his senior season with a .312 batting average, 72 hits, 17 doubles and 41 RBIs.

A three-year letterwinner at Owensboro (Ky.) High School, Wells helped lead Apollo to three district championships, two region titles and a state final four appearance during his career. He hit .414 with 10 doubles, five home runs and 31 RBIs as a senior.



**DAVID JONES
DIRECTOR OF BASEBALL OPS.**

David Jones is in his third season as the Director of Baseball Operations with the Western Kentucky University baseball program.

Overall, it is Jones' fifth year with the Hilltoppers after serving as a student manager his first two seasons. A native of Somerset, Ky., Jones is a senior working on his Bachelor of Science degree in Sports Management with a minor in Athletic Coaching.

Among his duties at WKU, Jones oversees the WKU Baseball Camps website as well as the Hilltopper Diamond Club, a fundraising arm of the program.

He is also involved with team travel, field maintenance and WKU baseball camp registration, and he is the head equipment manager. Jones also designed both the 2008 and 2009 WKU baseball championship rings.

Jones also oversees WKU's crop of student-managers, teaching them how to be valuable contributors to the Hilltopper baseball program.

Jones' student-managers for the 2011 season are Seth Hunter, Mack Williams and Matthew Dompren.

He works closely with the WKU marketing and media relations departments as well, serving as the baseball team liaison.



BRIAN EDELEN 38

RS-SR • RHP
6-1 • 194 • R/R
FISHERVILLE, KY.
CAMPBELLSVILLE UNIV.

2010 (Redshirt Junior): Made 11 starts and nine relief appearances for the Hilltoppers in his first season, logging 52-1/3 innings... Was 4-2 on the year with a 3.78 ERA...Held opponents to a .278

batting average...Lefties hit just .206 (13-for-63) against the right-hander...Also held hitters to a .202 average with runners on base... Totaled 31 strikeouts on the year... Worked a season-high 6.0 innings at Vanderbilt on March 16, shutting out the Commodores on three hits with three strikeouts...Pitched five innings of five-hit baseball against Kentucky on April 20, picking up the win...Earned a win in relief in his first career appearance, working two-thirds of

an inning and striking out one against Texas State on Feb. 27

2009 (Junior): Sat out the 2009 season after transferring from Campbellsville University.


Campbellsville University: Posted a 3-3 record in seven starts in 2008 for the Tigers... Had a 4.17 ERA in 41.0 innings of work, striking out 43 batters while walking just nine... Recorded two complete games... Held opponents to a .256 batting average against... As a true freshman in 2007, saw time in 17 games, making eight starts... Had a 7-2 record in 53.2 innings of work.

Male High School: Prepped at Male High School in Louisville... Finished a remarkable career with an overall record of 18-1... An all-district and all-region selection.

Personal: Brian Edelen is the son of Mike and Jeanie Edelen... He is majoring in Exercise Science.

EDELEN'S CAREER STATISTICS AT WKU

YEAR	ERA	W-L	APP	GS	CG	SHO	SV	IP	H	R	ER	BB	SO	BAA
2010	3.78	4-2	20	11	0	0	0	52.1	54	24	22	28	31	.278
TOTAL	3.78	4-2	20	11	0	0	0	52.1	54	24	22	28	31	.278



MATT BRACKEN 20

SR • OF
6-0 • 210 • L/R
LEXINGTON, KY.
DUNBAR HS

2010 (Junior): Made a pinch hit appearance in the season opener vs. Kent State...Missed the remainder of the season with an injury

2009 (Sophomore): Appeared in 16 games for the Hilltoppers in 2009,

starting at designated hitter twice... Used off the bench late in the season, scoring two runs... Was 2-for-2 after coming on as a pinch-hitter in game two of a doubleheader against Albany on February 27... Scored a run and drove in another in the game.

2008 (Freshman): Lexington native started 20 of 44 games played in the outfield... Batted .272 with three doubles, 17 runs

scored and nine RBI, slugging .309... 44 games played was most among freshmen... Had six multi-hit games and two multiple RBI outings... Went 2-for-3 with one run scored and another one driven in on March 2 against Purdue... Had a career-night against Youngstown State on March 29, going 3-for-4 with one run scored and one RBI... In the three game series with the Penguins, Bracken was 6-for-9 with five runs scored and three RBI... Also had two-hit games against Louisville, FIU, and Arkansas State.


Paul Lawrence Dunbar High School: Started three years at Dunbar High School, earning Second-Team All-State honors as a senior... Also an all-city selection his last two seasons... Helped lead Dunbar to a State Championship in 2007... Hit .425 as a senior, swiping 15 bases... Also finished with five saves on the mound.

Personal: Matt Bracken is the son of Pete and Lyn Bracken... He is majoring in Mechanical Engineering.

BRACKEN'S CAREER STATISTICS AT WKU

YEAR	AVG	G-GS	AB	R	H	2B	3B	HR	RBI	SLG%	BB	HBP	OB%	SB-A
2008	.272	44-20	81	17	22	3	0	0	9	.309	11	2	.372	4-6
2009	.222	16-2	9	6	2	0	0	0	2	.222	1	1	.364	0-0
2010	.000	1-0	1	0	0	0	0	0	0	.000	0	0	.000	0-0
TOTAL	.264	61-22	91	23	24	3	0	0	11	.297	12	3	.368	4-6

RETURNING PLAYERS



CHRIS BULLARD 15

SR • OF
6-0 • 235 • L/R
CATAULA, GA.
HARRIS COUNTY HS

2010 (Junior): Played in 19 games for WKU in 2010, making five starts...Swiped one base in one attempt during his junior campaign...Logged two of his starts in left field while making the other three as the designated hitter...Opened the season with a hit and an RBI against Kent State on Feb. 20

season... Recorded 35 tackles as a freshman in 2007, ranking third among first-year players and eighth on the team.

Harris County High School: Three-year varsity baseball letterwinner... Named all-Bi City by the Columbus Ledger... Also lettered three times in football and twice in basketball... Named the football team's most valuable player and was named a team captain... Drafted by the Los Angeles Angels in the 45th round of the 2007 Major League Baseball First-Year Players Draft.

Personal: Chris Bullard is the son of Andrea Bullard.

Football at WKU (2007-present): Has played in 45 games for WKU in three seasons as a linebacker... Finished seventh on the team with 46 tackles in 2009... Added 20 tackles as a sophomore in 2008... Earned the Big Brother Award at the team's annual awards banquet after the 2008

BULLARD'S CAREER STATISTICS AT WKU

YEAR	AVG	G-GS	AB	R	H	2B	3B	HR	RBI	SLG%	BB	HBP	OB%	SB-A
2010	.077	19-5	26	4	2	0	0	0	1	.077	5	1	.250	0-0
TOTAL	.077	19-5	26	4	2	0	0	0	1	.077	5	1	.250	0-0



KORY PETRI 27

SR • OF
6-0 • 195 • L/L
LEXINGTON, KY.
NORTHWEST MISSISSIPPI CC

2010 (Junior): Played in 40 games for the Hilltoppers in 2010, making 35 starts, 29 of which came in left field...Remaining six starts came in right field and as the designated hitter...

Swiped five bases in six attempts in his junior campaign... Finished the season with a .248 batting average, 26 hits and 14 RBIs...Posted a .392 on-base percentage, drawing 21 walks...Tallied six multi-hit games and two multi-RBI games...Recorded two three-game hitting streaks from April 17 to 21 and again in the final three games of the season...Had three two-hit games in the span of seven starts

from March 16 to March 27...Was 1-for-3 with a run and an RBI in his first career start against No. 29 Texas A&M on Feb. 26


Northwest Mississippi Community College: Played two years at Northwest Mississippi Community College, finishing with a career batting average of .390 and eight home runs... Team finished fourth in the Junior College World Series in 2007... Former Hilltopper Chad Cregar attended same junior college.

Oxford High School: Three-year baseball letterwinner at Oxford High School in Mississippi... Hit .430 with two home runs and 15 stolen bases as a senior... Named first-team all-state and all-district as a senior... Team won the 2005 State Championship... Also lettered four years in soccer... Former Hilltopper Chad Cregar attended same high school.

Personal: Kory Petri is the son of Rick and Marsha Petri... He is majoring in Business Administration.

PETRI'S CAREER STATISTICS AT WKU

YEAR	AVG	G-GS	AB	R	H	2B	3B	HR	RBI	SLG%	BB	HBP	OB%	SB-A
2010	.248	40-35	105	32	26	6	0	2	14	.362	21	4	.392	5-6
TOTAL	.248	40-35	105	32	26	6	0	2	14	.362	21	4	.392	5-6

**MATT RICE****9****SR • C****6-3 • 195 • R/R****JOHNSON CITY, TENN.****SCIENCE HILL HS**

2010 (Junior): Named to the All-Sun Belt Conference First Team after leading the Hilltoppers with a .369 batting average, 10 home runs and 65 RBI in 2010...Made just two errors in 2010 and threw

out nearly 30 percent of potential base-stealers...Was a semi-finalist for the Johnny Bench Award...Also led the Hilltoppers with a .446 on-base percentage, posted a .995 fielding percentage and started all 58 games...Tallied 26 multi-hit games and 18 multi-RBI games and ranked third in the conference in total bases (139)...Other totals from the season included a .585 slugging percentage, 51 runs, 89 hits, 16 doubles and three triples...He drew 31 walks and was hit by a pitch five times...Named the Collegiate Baseball Insider Southeast Region Player of the Week...Named the Sun Belt Conference Player of the Week for the week of March 15...Scored four runs and hit three doubles in a win at VCU on March 20...Went 4-for-6 with two doubles, a grand slam and five RBIs in a 17-2 win at No. 18 Vanderbilt on March 16...Also earned All-South Region first team and ABCA third-team All-America honors following the season

2009 (Sophomore): Hit .399 in his sophomore campaign, highlighted by a school-record 31-game hitting streak from March 1 to April 17... Hit .425 during the streak (57-for-134)... Started 60 of WKU's 62 games, including working behind the plate for most of the final two-thirds of the season and each of the team's final 23 contests... Hit safely in 56 of 61 games played... Recorded a school-record 101 hits, which was also eighth-most in the nation... Reached base at a .450 clip and slugged .597 on the year... Drove in 72 runs, second-most on the team... Knocked 10 round-trippers to go along with 18 doubles... When batting with men on base, advanced at least one runner in 94 out of 145 opportunities (.648)... Recorded 29 multi-hit games, including nine of the three-hit variety... Had 22 multi-RBI games, nine of which he knocked in at least three runs... Saved a season-high five-hit performance for the season's biggest stage, going 5-for-5 with a home run, three RBI and two runs scored in WKU's dramatic, come-from-behind 10-9 victory against Mississippi in the NCAA Regionals... Named a second-team All-South Central Region performer by the American Baseball Coaches Association after the

season... Given first-team Academic All-District IV honors by CoSIDA/ESPN The Magazine... Named to the CoSIDA/ESPN The Magazine Academic All-America Third Team.

2008 (Freshman): Made 26 starts, playing in 40 games, both first among freshman for the Toppers... Batted .337 with five doubles, one triple, and five home runs... Scored 19 times and drove in 27 more runs, slugging .554... Drew 14 walks and struck out just 12 times in 101 at bats... Had a huge two-game series at #5 Mississippi as the Toppers earned a split with the Rebels... Went 4-for-7 with four RBI and two home runs... Caught fire in a three-game stretch against Louisiana-Lafayette and Middle Tennessee, going 7-for-11 with three home runs, seven RBI and five runs scored... Saved his best game for the end, going 2-for-5 with a double, two runs scored and four RBI as WKU blasted New Orleans 17-5 on May 25 to win the 2008 Sun Belt Conference Tournament Championship.

Science Hill High School: Lettered three times at Science Hill High School... Hit .489 during his senior year, helping lead the Hilltoppers to a school-record 36 wins and a trip to the state semifinals... Named a 2007 Louisville Slugger Preseason All-American... Earned All-State honors in 2007 and was a two-time all-conference and all-region selection.

Personal: Matt Rice is the son of Jim and Leigh Rice... He is majoring in Mechanical Engineering.

RICE'S CAREER STATISTICS AT WKU

YEAR	AVG	G-GS	AB	R	H	2B	3B	HR	RBI	SLG%	BB	HBP	OB%	SB-A
2008	.337	40-26	101	19	34	5	1	5	27	.554	14	2	.420	0-0
2009	.399	61-60	253	50	101	18	1	10	72	.597	19	6	.450	2-3
2010	.369	58-58	241	51	89	16	3	10	65	.585	31	5	.446	1-2
TOTAL	.376	159-144	595	120	224	39	5	25	164	.585	64	13	.443	3-5

RETURNING PLAYERS



RYE DAVIS 25

R-JR • RHP
6-5 • 250 • R/R
PIG, KY.
EDMONSON COUNTY HS

2010 (Redshirt Sophomore): Emerged as one of the conference's best closers in 2010 with a team-high nine saves, ranking second in the conference, and struck out 63 in 49-2/3 innings pitched...30 of his 63 strikeouts were looking...Five of his nine saves came against conference opponents...Held opposing hitters to a .249 batting average, including limiting left-handed batters to a .190 clip and all batters to .121 average with two outs... Compiled a 2.72 ERA with a 3-4 record...In his team-high 33 appearances, allowed 15 earned runs on 46 hits while issuing 20 walks...He notched three two-inning saves in a span of three games from March 27 to April 2...Recorded two wins and a save in a five-game span from March 9 to 14...Pitched 4-2/3 innings in relief against Florida Atlantic on April 17, allowed one earned run with a season-high six strikeouts...Made his lone start of the season in the Sun Belt Conference Tournament against FAU...Allowed two earned runs in 4-1/3 innings with three strikeouts...Named to the 2010 QTI Baylor Classic

All-Tournament team

2009 (Sophomore): Redshirted the 2009 season after suffering an injury in spring practice.

2008 (Freshman): Emerged as both an important starter as well as closer for the Toppers... Tied for first on the staff in starts with 28, posting a 4.99 ERA with a 3-5 record... His 61.1 innings of work were fifth most on the team while he finished tied for fourth in wins and led the Toppers in saves with four... Fanned 63 batters, an average of 9.25 per 9.0 innings, third on WKU's staff... Held opponents to a .274 batting average against, ranking second among pitchers with at least 35.0 innings of work... His four saves came against South Alabama, Arkansas State, Louisiana-Lafayette, and New Orleans... The three wins were against Youngstown State, Middle Tennessee, and ULM... After a tough start, won three of his last four decisions... Struck out a career-high seven against both ULM on March 8 and versus rival Middle Tennessee on May 16... Fanned six while not allowing a run and just one hit in 4.0 innings of relief as WKU knocked off Louisiana-Lafayette on May 11.

Edmonson County High School: Started six seasons at Edmonson County High School... Named to the East/West All-Star Game both his junior and senior seasons... Earned all-region honors as a senior... Recorded 403 career strikeouts at Edmonson County High School.

Personal: Rye Davis is the son of Timmy and Connie Davis... He is majoring in Agriculture.

DAVIS' CAREER STATISTICS AT WKU

YEAR	ERA	W-L	APP	GS	CG	SHO	SV	IP	H	R	ER	BB	SO	BAA
2008	4.99	3-5	28	6	0	0	4	61.1	65	34	34	15	63	.274
2010	2.72	3-4	33	1	0	0	9	49.2	46	20	15	20	63	.249
TOTAL	3.97	6-9	61	7	0	0	13	111.0	111	54	49	35	126	.263

2011 Hilltoppers



ROSS HAMMONDS 29

R-JR • RHP
5-10 • 188 • R/R
BOWLING GREEN, KY.
WARREN EAST HS

2010 (Redshirt Sophomore): Made 19 relief appearances for the Hilltoppers, logging 25 innings pitched...Struck out 20 while only issuing four walks...Was outstanding against left-handed hitters, holding opponent lefties to a .200 (6-for-30) batting average..Finished the year with a 4-0 record and a 1.44 ERA while limiting opponents to a .297 batting average...Earned his first win of the year with an inning of work against New Orleans on March 13...Picked up back-to-back wins in relief against Belmont and Austin Peay...Worked a season-high three innings in a win over Middle Tennessee, allowed one hit and collected one strikeout

2009 (Redshirt Freshman): Pitched 11.0 innings in 2009, making one start and seven relief appearances... Posted a 4.09 ERA on the year... Held right-handers to a .257 batting average (9-for-35)... Worked 4.0 scoreless innings of two-hit relief against Brescia on March 24... Struck out four of six batters faced at Kentucky on April 8.


2008 (Redshirt): Redshirted his first year with the Hilltoppers.

Warren East High School: Named the 2007 Fourth Region Player of the Year following his senior season at Warren East High School... Threw six complete games as a senior with the Raiders, striking out 73 batters in 51.0 innings, posting a 0.96 ERA... Played in the East/West All-Star Game his last two seasons, earning all-district honors as both a junior and senior... Helped lead Warren East to a pair of 14th District Championships during his career.

Personal: Ross Hammonds is the son of Bill and Alice Hammonds... He is undecided on a major.

HAMMOND'S CAREER STATISTICS AT WKU

YEAR	ERA	W-L	APP	GS	CG	SHO	SV	IP	H	R	ER	BB	SO	BAA
2009	4.09	0-0	7	1	0	0	1	11.0	13	5	5	2	6	.289
2010	1.44	4-0	19	0	0	0	0	25.0	27	5	4	4	20	.297
TOTAL	2.25	4-0	26	1	0	0	1	36.0	40	10	9	6	26	.294



JARED ANDREOLI 4

JR • OF
5-11 • 185 • L/R
RACINE, WIS.
UNION GROVE HS

2010 (Sophomore): Saw action in all 58 of WKU's games in 2010 and made 39 starts in left field and 19 starts in right field...Started off the season strong, recording multi-hit performances in six of his first seven games...Finished the season with a team-high 32 multi-hit games...Added 13 multi-RBI games, good

for fourth on the team...Finished the year with a .341 batting average and reached base at a .415 clip, including 14 stolen bases...Continued his strong play with runners on base, hitting .330 with runners in scoring position, .731 with a runner on third and less than two outs and successfully advanced a runner more than 50 percent of the time...Notched a 15-game hitting streak from March 12 to April 3 with a .444 (28-for-63) average during that span...Had multiple hits and scored at least two runs in each game of the VCU series...Scored a career-high five runs in a 17-2 victory at No. 18 Vanderbilt on March 16

2009 (Freshman): Saw action in 53 of WKU's 62 games in 2009 and made 41 starts, mainly in the outfield... Was counted on to contribute down the stretch, logging starts in the final 10 games of the season and 21 of the last 24... Finished the year with a .300 batting average and reached base at a .418 clip... Was exceptional at trying to bring home runners, hitting .344 (31-for-90) with runners on base, .350 (21-for-60) with runners in scoring position and .556 (5-for-9) with the bases loaded... Started the season on a tear at the plate, recording multiple-hit performance in seven of his first 15 games for a .365 batting average in that span... Recorded 19 multiple-hit games overall, seventh-most on the team... Had eight multi-RBI performances, good for sixth-most by a Hilltopper... Raised his batting average from .328 to .384 with nine hits in five games from March 28 to April 3... Notched five-game hitting streaks on two separate occasions.

Union Grove High School: Earned Conference Player of the Year honors as a senior for Union Grove, hitting .424 on the year... In just a 20-game season, Andreoli registered four doubles, two home runs, 17 RBI and 27 runs scored... Swiped 28 bases for an average of 1.4 per contest... A two-time all-state selection his final two years.

Personal: Jared Andreoli is the son of John and Kari Andreoli...He is majoring in Accounting.

ANDREOLI'S CAREER STATISTICS AT WKU

YEAR	AVG	G-GS	AB	R	H	2B	3B	HR	RBI	SLG%	BB	HBP	OB%	SB-A
2009	.300	53-41	180	44	54	5	1	2	32	.372	32	6	46	4-4
2010	.341	58-58	246	61	84	12	4	5	49	.484	30	4	39	14-20
TOTAL	.324	111-99	426	105	138	17	5	7	81	.437	62	10	85	18-24



KES CARTER 10

JR • OF
6-1 • 200 • L/L
BRENTWOOD, TENN.
RAVENWOOD HS

2010 (Sophomore): Named first-team All-Sun Belt Conference after spending most of the 2010 season as the everyday center fielder for WKU...Started all 58 games and hit .341 with seven home runs and 53 RBIs...Recorded a .318 batting average against conference opponents... Also swiped 14 bases in 17 attempts and

posted a .993 fielding percentage, committing only one error...Was one of the team's top two-out hitters, putting together a .375 batting average with 24 RBIs with two outs in an inning...Finished the year second on the team with 84 hits, 12 doubles and one triple...Tallied 24 multi-hit games, good for fourth on the team, and 15 multi-RBI games, third among Hilltoppers... Notched a 15-game hitting streak from April 6 to 25 with a .409 (25-for-61) average during that span...Went 14-for-17 (.824) with a runner on third and less than two outs and 5-for-7 (.714) with the bases loaded...Drove in a career-high five runs and hit a grand slam in a 17-2 win at No. 18 Van-

derbilt on March 16...He was also named to the 2010 QTI Baylor Classic All-Tournament team

2009 (Freshman): Appeared in 42 games, making 24 starts, before suffering a season-ending injury in a game at Middle Tennessee on May 14... Hit .383 in 94 at bats on the season, driving in 20 runs and scoring 26 more... Started six straight games in the outfield from April 28 to May 9, recording a hit in each contest... Had at least one hit in each of the final eight games leading up to his injury... Had a season-high three hits on three separate occasions... Was 3-for-5 with three runs scored against VCU on March 28... Made three appearances on the mound, including two starts.


Ravenwood High School: Prior to coming to Ravenwood High, helped lead Houston High to the Tennessee State Championship as a freshman... Hit .431 with a school record 23 stolen bases as a junior... Selected to the Junior Sunbelt Series (Okla.) as one of the top 20 junior baseball players in the state... Batted .508 and led the state in doubles (23) to go with eight triples and 53 runs... Broke own school record by stealing 36 bases... Named the District Tournament Most Valuable Player... Named to the 2008 Tennessee Baseball Coaches Association and Tennessee Sportswriter Association All-State First Team... Drafted by the Florida Marlins in the 43rd round of the 2008 Major League Baseball First-Year Players Draft.

Personal: Kes Carter is the son of John and Tina Carter... He is undecided on a major.

CARTER'S CAREER STATISTICS AT WKU

YEAR	AVG	G-GS	AB	R	H	2B	3B	HR	RBI	SLG%	BB	HBP	OB%	SB-A
2009	.383	42-24	94	26	36	6	1	1	20	.500	6	3	22	4-6
2010	.341	58-58	246	40	84	12	1	7	53	.484	28	8	37	14-17
TOTAL	.353	100-82	340	66	120	18	2	8	73	.488	34	11	59	18-23

RETURNING PLAYERS



CASEY DYKES 16

JR • C/UTL
5-11 • 200 • R/L
FRANKLIN, TENN.
FRANKLIN HS

2010 (Sophomore): Saw action in 51 of WKU's 58 games in 2010 and made 51 starts, mainly at third base...Also started six games at first base...Tallied 57 hits on the season, the fourth-best total on the team... Finished the year with a .286 batting average and 29 RBIs...Recorded

20 multi-hit games, good for fifth on WKU, and eight multi-RBI games...Had a 12-game hitting streak from March 9 to 26 with a .380 (19-for-50) average and 10 RBIs during that span...Posted a .393 on-base percentage, drawing 26 walks and 11 hit-by-pitch... Went 12-for-15 (.800) with a runner on third and less than two outs...Went 5-for-13 (.385) with five runs, five RBIs and three walks in a weekend series at New Orleans (3/12-14)

2009 (Freshman): Hit .257 in 19 games played, making 10 starts... Two of his nine hits were home runs... Crossed the plate six times on the season... Had a season-high three RBI in a start at designated hitter at FIU on April 5... Also drew a walk to go along with one home run... Had hits in four straight games played from April 5 to April 14, three of which were in a starting role... Started one game in the NCAA Tournament, getting the nod at designated hitter against Ole Miss on May 30... Went 1-for-3 in that contest.

Franklin High School: A four-year starter for Franklin High... Led the team to three-straight Tennessee State Tournaments, including one appearance in the semi-finals... Part of two District Championships and two Regional Titles... Posted a career batting average of .341 with 141 RBI in 437 plate appearances... Named all-district and all-region as well as taking home District Tournament Most Valuable Player honors... Selected for the Tennessee Junior Class All-Star Team... Holds the Franklin High School record for career stolen bases... Also was an all-state linebacker on the football team.

Personal: Casey Dykes is the son of Jeff and Kim Dykes... He is undecided on a major.

DYKES' CAREER STATISTICS AT WKU

YEAR	AVG	G-GS	AB	R	H	2B	3B	HR	RBI	SLG%	BB	HBP	OB%	SB-A
2009	.257	19-10	35	6	9	0	0	2	6	.429	3	2	8	0-0
2010	.286	51-51	199	46	57	7	2	5	29	.417	26	11	22	2-4
TOTAL	.282	70-61	234	52	66	7	2	7	35	.419	29	13	30	2-4



AARON MAYFIELD 35

JR • RHP
5-11 • 165 • R/R
HODGENVILLE, KY.
LARUE COUNTY HS

2010 (Sophomore): Pitched 3-2/3 innings in 2010, making five relief appearances...Posted a 4.91 ERA with no record...Struck out four batters while issuing one walk...Worked a season-high one

inning three times...Struck out two batters in a scoreless inning of work against Austin Peay on March 2

2009 (Freshman): Came out of the bullpen 16 times, working 16.0 innings on the year... Won two games for the Hilltoppers, one against Brescia on March 24 and another at Lipscomb on April 29... Posted three straight scoreless outings from March 31 to April 8... Against UALR on May 1


allowed just two hits in 1.1 innings pitched, striking out one.

Larue County High School: A four-year letterwinner at Larue High School... Posted an 11-2 record with four saves in 67.0 innings pitched as a senior... Recording 102 strikeouts to just 11 walks, he registered a 1.15 ERA... At the plate, the pitcher-slash-middle infielder batted .380 with four home runs and 35 RBI... He also swiped 31 bases... Earned all-area first-team honors as well as all-state second-team... Named 2007 and 2008 18th District All-Tournament and 2008 Fifth Region All-Tournament... Appeared in Sports Illustrated "Faces in the Crowd" on July 7, 2008 after throwing back-to-back perfect games against Corbin and Heath High Schools.

Personal: Aaron Mayfield is the son of Gregory Mayfield and Melanie Read... He is majoring in Biology.

MAYFIELD'S CAREER STATISTICS AT WKU

YEAR	ERA	W-L	APP	GS	CG	SHO	SV	IP	H	R	ER	BB	SO	BAA
2009	6.19	2-0	16	0	0	0	0	16.0	24	11	11	4	10	.364
2010	4.91	0	0	5	0	0	0	3.2	6	2	2	1	4	.353
TOTAL	5.95	2	0	21	0	0	0	19.2	30	13	13	5	14	.361



LOGAN ROBBINS 3

JR • INF
6-0 • 180 • R/L
OWENSBORO, KY.
APOLLO HS

2010 (Sophomore): Played in 52 games for the Hilltoppers in 2010, making 49 starts...Made 43 starts at shortstop and six at second base... Led the team with 18 stolen bases... Recorded 11 multi-hit games and 12 multi-RBI games, good for fifth on the team...Finished the season with a .261 batting average, which increased to .300 against conference opponents...Hit a career-high eight home runs, finishing second among Hilltoppers...Posted a .402 on-base percentage, drawing 27 walks and a team-high 12 hit-by-pitch...Also led the team with eight sacrifice bunts...Ended the year on a five-game hitting streak, going 9-for-21 (.428) with nine RBIs...In the three-game series against FIU, went 6-for-

11 (.545) with four RBIs and a home run...Led the Hilltoppers against FIU in the Sun Belt Conference Tournament with a 3-for-6 performance at the plate, including a two-run home run and a pair of RBI singles

2009 (Freshman): Played in 24 games for the Hilltoppers in 2009, making 11 starts... Swiped four bases in four attempts in his rookie campaign... Logged most of his innings in the field in the middle infield... Made a start at second base in a midweek contest at Lipscomb on April 29 and went 1-for-3 with a two-run home run in the contest, earning him a start in each game of the UALR series that weekend... Had a season-high three hits the very next game against the Trojans on May 1, driving in two more.

Apollo High School: Batted .325 with nine doubles, two triples, six home runs and 24 RBI in his senior season for the Eagles... Scored 47 runs and posted a .403 on-base percentage after drawing 22 walks and getting hit a team-high 13 times... Stole 42 bases... Named all-district and all-region after the season.

Personal: Logan Robbins is the son of Scott and Kym Robbins... He is majoring in Exercise Science.

ROBBINS' CAREER STATISTICS AT WKU

YEAR	AVG	G-GS	AB	R	H	2B	3B	HR	RBI	SLG%	BB	HBP	OB%	SB-A
2009	.250	24-11	44	12	11	1	0	1	11	.341	5	5	15	4-4
2010	.261	52-49	165	46	43	5	0	8	36	.436	27	12	49	18-20
TOTAL	.258	76-60	209	58	54	6	0	9	47	.416	32	17	64	22-24



PHIL WETHERELL 23

JR • RHP
6-5 • 210 • R/R
STEWARDSON, ILL.
KASKASKIA [ILL.] COLLEGE

2010 (Sophomore): Pitched 29-1/3 innings for WKU in 2010, making 21 relief appearances... Compiled a 4.91 ERA and had a 0-2 record...Held opponents to a .261 batting average...Pitched a season-high 3-1/3 scoreless innings with four strikeouts against Florida Atlantic in the Sun Belt Conference Tournament...Finished the season with 23 strikeouts and only 12 walks

Stewardson-Strasburg High School: Lettered all four years at Stewardson-Strasburg High School... Named all-conference three times.

Personal: Phil Wetherell is the son of Don and Tammy Wetherell... He is majoring in Biology.

Kaskaskia (Ill.) College: Played one season at Kaskaskia College... Was a teammate of fellow Hilltopper Scott Pedersen... Won the conference championship in 2009.

WETHERELL'S CAREER STATISTICS AT WKU

YEAR	ERA	W-L	APP	GS	CG	SHO	SV	IP	H	R	ER	BB	SO	BAA
2010	4.91	0-2	21	0	0	0	0	29.1	30	17	16	12	23	.261
TOTAL	4.91	0-2	21	0	0	0	0	29.1	30	17	16	12	23	.261

RETURNING PLAYERS



BLAKE CRABTREE 14

R-SO • INF
5-11 • 192 • R/L
AUSTIN, KY.
BARREN COUNTY HS

2010 (Redshirt Freshman): Hit .258 in 38 games, making 24 starts at four different positions (12 at second, seven at third, three in right field and two as the designated hitter)...Collected 23

hits with 11 RBIs while scoring 22 runs...Had a season-high five game hitting streak from April 21 to May 7 with a .357 (5-for-14) average during that span...Tallied five multi-hit games with a season-best three against VCU on March 20...Also scored three runs with an RBI and a double in that game...Started both games of the Sun Belt Conference tournament at third base...Recorded a .286 batting average against conference opponents...Went 4-for-8

(.500) with the bases loaded

Barren County High School: Helped the Trojans of Barren County High School claim two district titles and one regional title in four years as a varsity starter... Finished the season with a .480 batting average and five home runs as a senior... Earned three all-district team awards, and was the Kentucky Region IV Player of the Year in 2008... Lettered four years in basketball and football.

Personal: Blake Crabtree is the son of Bryan and Michelle Crabtree... He is undecided on a major.

CRABTREE'S CAREER STATISTICS AT WKU

YEAR	AVG	G-GS	AB	R	H	2B	3B	HR	RBI	SLG%	BB	HBP	OB%	SB-A
2010	.258	38-24	89	22	23	1	0	1	11	.303	9	4	.350	1-2
TOTAL	.258	38-24	89	22	23	1	0	1	11	.303	9	4	.350	1-2



MATT BORGSCHULTE 7

SO • OF
6-2 • 190 • R/L
CHESTERFIELD, MO.
PARKWAY CENTRAL HS

2010 (Freshman): Played in 48 games for the Hilltoppers in 2010, making 15 starts...Five of his starts came against conference opponents...Logged most of his innings in the field as a right

fielder...Collected two multi-hit games...Finished the year with 14 hits, 13 RBIs and a .313 on-base percentage... Went 7-for-9 (.778) with a runner on third and less than two outs...Drove in four runs against Kent State on Feb. 20, his second career game...Drew a based loaded walk with two outs in the bottom of the ninth against Tennessee to force in the tying run, allowing WKU to win the game 5-4 in extra innings

Parkway Central High School: Three-year varsity baseball starter at Parkway Central High School... Was named to the all-conference team each year... Named to the Missouri All-State Second Team as a senior in 2009, hitting .432 with seven home runs, 33 RBI, 12 doubles and 24 runs scored... Made 10 relief appearances on the mound as a senior, earning three saves and posting a 1.20 ERA... Along with fellow Hilltopper Ryan Huck, was a member of the St. Louis Pirates summer team that finished the season as the 8th-ranked 18U team in the country.

Personal: Matt Borgschulte is the son of Don and Sandy Borgschulte... He is undecided on a major.

BORGSCHULTE'S CAREER STATISTICS AT WKU

YEAR	AVG	G-GS	AB	R	H	2B	3B	HR	RBI	SLG%	BB	HBP	OB%	SB-A
2010	.182	48-15	77	11	14	5	1	0	13	.273	12	4	25	0-0
TOTAL	.182	48-15	77	11	14	5	1	0	13	.273	12	4	25	0-0



BRANDON BRIAN 41

SO • OF
6-2 • 175 • R/R
LOUISVILLE, KY.
TRINITY HS

and semi-state title on its way to its first state appearance since 2005.

Personal: Brandon Brian is the son of Tim and Vickie Brian... He is majoring in Exercise Science.

2010 (Freshman): Played in three games for the Hilltoppers in 2010...Went 1-for-2 (.500) at the plate with a hit and a run scored against Vanderbilt on March 17... Appeared in the outfield in all

three games

Trinity High School: Two-year varsity baseball letterwinner at Trinity High School... Named to the All-27th District Team, the All-7th Region Team and was a member of the 7th Region All-Star Team... Nominated to the Earl Cox All-Metro Baseball Team as the top catcher in the metro as a senior... Helped Trinity High School win its first regional

BRIAN'S CAREER STATISTICS AT WKU

YEAR	AVG	G-GS	AB	R	H	2B	3B	HR	RBI	SLG%	BB	HBP	OB%	SB-A
2010	.500	3-0	2	1	1	0	0	0	0	.500	0	0	0	0-0
TOTAL	.500	3-0	2	1	1	0	0	0	0	.500	0	0	0	0-0



TAYLOR HAYDEL 21

SO • RHP
6-0 • 170 • R/R
MT. JULIET, TENN.
MT. JULIET HS

Mt. Juliet High School: Lettered three years for the varsity baseball team at Mt. Juliet High School... Earned Class 9AAA District MVP, All-District and All-District Tournament honors... Led team to the state tournament in 2008 and 2009, with the team finishing as state runner-up in 2009... Member of the district champion team for four years... As a senior in 2009, hit .352 with eight home runs, 40 runs scored and 46 RBI... Went 11-0 on the mound with a 0.90 ERA... Finished high school career with a 14-0 pitching record and a 1.35 ERA... Struck out 129 in 113 career innings pitched, walking just 21 hitters.

Personal: Taylor Haydel is the son of Troy and Traci Haydel... He is undecided on a major.

2010 (Freshman): Pitched 46-2/3 innings in 2010, making 18 relief appearances and three starts... His 21 appearances were good for second-most on the team... Posted a 6.94 ERA with a 3-4 record on the year...Tallied 37 strikeouts and 16 walks... Picked up his first win at Kentucky on March 31 with an inning of work...Threw a season-high 5-1/3 innings in relief against Murray State on April 6, allowing one run on three hits with four strikeouts...Earned a three-inning save in his first career appearance, allowing no hits and no walks against Kent State on Feb. 20

HAYDEL'S CAREER STATISTICS AT WKU

YEAR	ERA	W-L	APP	GS	CG	SHO	SV	IP	H	R	ER	BB	SO	BAA
2010	6.94	3-4	21	3	0	0	1	46.2	64	47	36	16	37	.330
TOTAL	6.94	3-4	21	3	0	0	1	46.2	64	47	36	16	37	.330

RETURNING PLAYERS



RYAN HUCK 44

SO • C/INF
6-5 • 230 • R/L
ST. LOUIS, MO.
OAKVILLE SENIOR HS

2010 (Freshman): Saw action in 45 of WKU's 58 games in 2010 and made 34 starts, mostly as the designated hitter...Also started six times behind the plate...Finished the year with a .287 batting average and reached base at a .384 clip...Hit a stellar .392 (20-for-51) against left-handed pitchers...Recorded 12 multi-hit games and seven multi-RBI games on the season...Went 3-for-6 (.500) as a pinch hitter...Tallied 30 RBIs on the season with 17 of those coming against conference opponents...Finished the year with seven doubles and seven home runs, good for third on the team...Drove in a career-high five runs and hit a home run in the series-open-

er against South Alabama on April 9...Hit his first career home run on March 3 at Belmont and added another three games later...Had two hits and scored two runs in his first career start, Feb. 19 against Kent State

Oakville Senior High School: Won two district championships and made one Final Eight appearance in high school career... In senior year hit .432 with nine home runs, 27 RBI and 11 doubles... Team went 48-8 in Huck's two years as a starter... Named second-team all-state junior and senior year.

Personal: Ryan Huck is the son of Steve Huck and Penny Martin... He is undecided on a major.

HUCK'S CAREER STATISTICS AT WKU

YEAR	AVG	G-GS	AB	R	H	2B	3B	HR	RBI	SLG%	BB	HBP	OB%	SB-A
2010	.287	45-34	129	24	37	7	0	7	30	.504	15	6	38	1-1
TOTAL	.287	45-34	129	24	37	7	0	7	30	.504	15	6	38	1-1



J.P. JACKSON 8

SO • INF/C
5-9 • 155 • R/R
BOWLING GREEN, KY.
BOWLING GREEN HS

2010 (Freshman): Played in four games in 2010 for the Hilltoppers...Appeared at shortstop and third base.

Personal: J.P. Jackson is the son of Mo and Tammy Jackson... He is undecided on a major.

Bowling Green High School:

Four-year starter for the Bowling Green High School Purples... Hit .358 as a senior and led the team in hits (44), doubles (15), RBI (28) and stolen bases (22)... Two-time member of the all-district team... Selected to the KHSBCA Junior All-Star Team... Voted 2009 Get Healthy Kentucky Player of the Year... Four-year letterwinner in football and won two letters as a member of the diving team.

JACKSON'S CAREER STATISTICS AT WKU

YEAR	AVG	G-GS	AB	R	H	2B	3B	HR	RBI	SLG%	BB	HBP	OB%	SB-A
2010	.000	4-0	3	0	0	0	0	0	0	.000	0	0	1	0-0
TOTAL	.000	4-0	3	0	0	0	0	0	0	.000	0	0	1	0-0



TANNER PERKINS 22

SO • LHP
6-2 • 185 • L/R
BRODHEAD, KY.
ROCKCASTLE COUNTY HS

2010 (Freshman): Made 16 appearances and 12 starts in his rookie season, finishing with three wins...Spent the majority of the season as a member of the weekend rotation for the

Hilltoppers...Posted 43 strikeouts in 56-1/3 innings of work, the third most on the team...Finished the year with a 5.27 ERA and issued only 11 walks...Pitched six shutout innings against Kent State on Feb. 20 in his first career start, allowing just four hits, striking out six and walking none... Matched his season-high with six innings of work against ULM on March 27...Other wins came against Illinois-Chicago and ULM

Rockcastle County High School: Four-year baseball letterwinner at Rockcastle County High School... Member of the all-state team as a junior and senior... Played in the Junior and Senior East/West All-Star Games... Won two district titles... Also lettered three years in football and two years in basketball.

Personal: Tanner Perkins is the son of David Perkins and Becky Saylor... He is undecided on a major.

PERKINS' CAREER STATISTICS AT WKU

YEAR	ERA	W-L	APP	GS	CG	SHO	SV	IP	H	R	ER	BB	SO	BAA
2010	5.27	3-4	16	12	0	0	0	56.1	83	39	33	11	43	.342
TOTAL	5.27	3-4	16	12	0	0	0	56.1	83	39	33	11	43	.342



ANDREW ZIMMERMAN 19

SO • RHP
6-0 • 180 • R/R
SARASOTA, FLA.
RIVERVIEW HS

2010 (Freshman): Logged four innings pitched in debut season on the Hill...Made two relief appearances and one start... Worked two scoreless innings with one strikeout in his start

against Austin Peay on April 13...Threw an inning a piece against VCU and Murray State...Finished the season with a 2.25 ERA and limited opponents to a .250 batting average

all-district honors in 2008... Hit .404 as a senior with three home runs and 20 RBI... Also compiled a 9-1 record on the mound with a 1.90 ERA.

Personal: Andrew Zimmerman is the son of Rich and Rene Zimmerman... He is majoring in Sports Management.

Riverview High School: Four-year letterwinner in high school, three of which came at Riverview High School and one at North Oldham High School... Named first-team all-district as a senior in 2009 after receiving second-team

ZIMMERMAN'S CAREER STATISTICS AT WKU

YEAR	ERA	W-L	APP	GS	CG	SHO	SV	IP	H	R	ER	BB	SO	BAA
2010	2.25	0-0	3	1	0	0	0	4.0	4	2	1	2	2	.250
TOTAL	2.25	0-0	3	1	0	0	0	4.0	4	2	1	2	2	.250

RETURNING PLAYERS/NEWCOMERS



E.J. MURRAY 30


R-FR • INF/OF
6-2 • 185 • R/R
EDGEWOOD, KY.
SCOTT HS

2010 (Freshman): Redshirted his first year as a Hilltopper.

Scott High School: Started three years at Scott High School, earning all-district, all-region and

all-state honors... Finished with a .409 batting average and 13 doubles as a senior... Played in the 2008 Junior All-Star Game and the 2009 Senior All-Star Game... Named the 10th Region Player of the Year in 2009... Was all-state honorable mention... Also lettered three years in basketball.

Personal: E.J. Murray is the son of Mike and Donna Murray... He is undecided on a major.



IVAN HARTLE 2

JR • INF
5-10 • 180 • R/R
NORTH VANCOUVER, B.C.
IOWA WESTERN CC

Iowa Western CC: Named the Easton NJCAA Division I Baseball Defensive Player of the Year... As a sophomore, made just three errors and posted a .980 fielding percentage... Was named both

the NJCAA Division I Tournament MVP and Outstanding Defensive Player of the Tournament as he helped the Reivers to the national championship... During the 2010 NJCAA World Series, Hartle hit .400 (10-for-25) and led all players in the tournament with 21 total bases... He also was tied for the tournament lead in runs scored (10) and home runs (3), and all of his home runs were of the leadoff variety

Personal: Ivan Hartle is the son of Andy and Barbara Hartle... He is majoring in exercise science.



RYAN HUTCHISON 17

JR • OF
6-4 • 205 • R/R
GILLETTE, WY.
IOWA WESTERN CC

Iowa Western CC: Two-year letterwinner and starter at Iowa Western Community College... Teammate of Ivan Hartle at Iowa Western... Member of the Iowa Western team that won the 2010 NJCAA World Series... Earned all-

conference and honorable mention All-America honors

Personal: Ryan Hutchinson is the son of Rick and Lori Hutchinson... Also lettered in tennis and basketball at Campbell County High School in Gillette, Wy... He is majoring in sport management.




JORDAN CESSNA 33

FR • INF
6-1 • 180 • R/R
HENDERSON, KY.
HENDERSON COUNTY HS

Henderson County High School: Four-year letterwinner and three-year starter at Henderson County High School in Henderson, Ky.,... Finished his career with the highest on-base percentage and most walks in

school history... Earned All-Region honors as a junior and senior... Named to the East-West All-Star Game in 2009 and 2010... Garnered academic all-state honors four times

Personal: Jordan Cessna is the son of Tony and Kathy Cessna... He is majoring in mechanical engineering.




AUSTIN CLAY 13

FR • LHP
5-10 • 165 • L/L
OWENSBORO, KY.
DAVIESS COUNTY HS

Daviess County High School: Three-year letterwinner and two-year started at Daviess County High School in Owensboro, Ky.,... As a senior, posted a 1.18 ERA with a 7-0 record, including five

shutouts, and 136 strikeouts in 83-1/3 innings...Pitched a no-hitter in the third region championship game, following a 15-strikeout shutout in the first game of the region tournament...Finished his high school career with a 1.34 ERA... Earned honorable mention All-State honors as a senior and was selected to play in the Senior East-West All-Star Game

Personal: Austin Clay is the son of Scott and Ann Clay... His major is undecided.



BRIAN DOERING 24

FR • RHP
6-2 • 195 • R/R
LOUISVILLE, KY.
DUPONT MANUEL HS

DuPont Manuel High School: Four-year letterwinner and starter at DuPont Manuel High School in Louisville, Ky.,...Finished his high school career with a .420 batting average and a 2.00 ERA...

Named an all-district and all-region performer in each of the last two seasons...Threw three straight shutouts as a senior...Played summer baseball with the Evansville Razorbacks...Was coached at Manuel by Josh Wolff

Personal: Brian Doering is the son of Kevin and Mary Doering...He is majoring in sport management.



TATE GLASSCOCK 36

FR • RHP
6-1 • 195 • R/R
HARDINBURG, KY.
BRECKENRIDGE COUNTY HS

Breckenridge County High School: Four-year letterwinner and starter at Breckenridge County High School in Harned, Ky.,...Earned third-team all-region and honorable mention all-state honors...As a junior, batted .440

with six home runs and 42 RBIs while posting a 6-2 record with 98 strikeouts in 54 innings with a 1.09 ERA...Also played football as a freshman and sophomore, earning all-district honors as a sophomore

Personal: Tate Glasscock is the son of Barry and Paulette Glasscock...He is majoring in agriculture



JUSTIN HAGEMAN 31

FR • RHP/IF
6-2 • 195 • R/R
HOPKINSVILLE, KY.
HOPKINSVILLE HS

Hopkinsville High School: Four-year letterwinner and starter at Hopkinsville High School in Hopkinsville, Ky.,...Was named all-district, all-region and was a nominee for Mr. Kentucky Baseball for the 2010 season...As a

junior earned all-district and all region honors while leading the team with a .424 batting average and a 1.32 ERA... Coached by Greg Perry at Hopkinsville High School and played this summer for the Evansville Razorbacks...Drafted in the 32nd round of the Major League Baseball Draft by Kansas City

Personal: Justin Hageman is the son of Darryl and JoEllen Hageman...His major is undecided.




RYAN MESSEX 37

FR • C
5-10 • 170 • R/R
LOUISVILLE, KY.
MALE HS

Male High School: Three-year letterwinner and two-year starter at Male High School in Louisville, Ky...Earned second team all-state honors

Personal: Ryan Messex is the son of Mike and Elisa Messex...He is majoring in sport management.




DAVID SIMMONS 40

FR • OF
5-10 • 175 • R/R
INDIANAPOLIS, IND.
PIKE HS

Pike High School: A three-year letterwinner and starter at Pike High School in Indianapolis, Ind.,...Coach by Michael Ruth at Pike...Earned all-conference and all-county honorable mention

honors...Also played football for three seasons...Earned academic all-state honors.

Personal: David Simmons is the son of Richard Simmons and Mareia Shively...He is majoring in psychology.




GJ STRAUSS 39

FR • RHP
6-5 • 200 • R/R
ST. LOUIS, MO.
CHRISTIAN BROTHERS COLLEGE HS

Christian Brothers College High School: Letterwinner and starter for three seasons at CBC High School in St. Louis, Mo... Coached by Mason Horne at CBC...A two-time team MVP and earned first-team all-district

and first-team all-conference honors...As a senior, went 9-2 with 63 strikeouts in 47 innings pitched...Held a .425 batting average with eight home runs...Was a key member of the St. Louis Pirates BCS National Championship Team in 2009...Ranked by Perfect Game Crosschecker as the fourth-best high school prospect in Missouri and was also nationally ranked by numerous publications

Personal: GJ Strauss is the son of Gary and Sheri Strauss...His major is undecided.



BRET SUTTON 6

FR • INF/RHP
6-0 • 190 • R/R
INDEPENDENCE, MO
FORT OSAGE HS

Fort Osage High School: Letterwinner and starter at Fort Osage High School in Kansas City, Mo... In 2009, was named first-team all-conference, first-team all-area and an all-state performer after hitting a team-leading .453...

Coached at Fort Osage by Chris Walker and played summer ball with Blue Springs Rod's Athletics, coached by Mike Rooney... Also represented Team Missouri in the Junior Sunbelt Tournament in McAllister, Okla.

Personal: Bret Sutton is the son of Shaun and Marcia Sutton...His major is systems management.




DW WARNER 1

FR • INF
5-7 • 165 • R/L
MESA, AZ
DESERT RIDGE HS

Desert Ridge High School:
 Four-year letterwinner and three-year starter at Desert Ridge High School in Mesa, Ariz...Won back-to-back Arizona Class 5A Division II state championships in 2009 and 2010...Earned all-conference

honors in 2010...In the 2010 state title game, his two-out, 2-RBI single broke a 3-3 tie and put Desert Ridge in front for good...Desert Ridge finished the season as the No. 1 ranked high school team in the country by MaxPreps.com

Personal: DW Warner is the son of Dennis and Susi Warner...He is majoring in sport management.



SCOTT WILCOX 11

FR • INF
6-0 • 175 • R/L
BURLINGTON, ONTARIO
NOTRE DAME SECONDARY SCHOOL

Notre Dame Secondary School:
 Four-year letterwinner and three-year starter at Notre Dame Secondary School in Burlington, Ontario...Finished his senior year with a .583 batting average, four

home runs and 29 RBIs...Hit the game-winning home run in the regional final that same year...Named team MVP and was honored as a Provincial all-star

Personal: Scott Wilcox is the son of Dean and Jackie Wilcox...He is majoring in finance.

2010 FINAL STATISTICS

OVERALL RECORD: 35-23
HOME: 19-9 // AWAY: 14-12 // NEUTRAL: 2-2
SUN BELT CONFERENCE RECORD: 16-14

BATTING STATISTICS

PLAYER	AVG	GP-GS	AB	R	H	2B	3B	HR	RBI	TB	SLG%	BB	HBP	SO	GDPOB%	SF	SH	SB-A	PO	A	E	FLD%	
Matt Rice	.369	58-58	241	51	89	16	3	10	65	141	.585	31	5	48	4	.446	3	1	1-2	402	53	2	.996
Matt Payton	.354	55-55	237	63	84	14	10	7	55	139	.586	21	11	43	5	.428	2	6	6-9	101	163	7	.974
Jared Andreoli	.341	58-58	246	61	84	12	4	5	49	119	.484	30	4	39	5	.415	4	7	14-20	109	3	4	.966
Kes Carter	.341	58-58	246	40	84	12	1	7	53	119	.484	28	8	37	2	.418	5	0	14-17	142	3	1	.993
Jake Wells	.312	58-58	231	42	72	17	1	2	41	97	.420	17	11	14	3	.382	3	2	0-0	483	29	6	.988
Ryan Huck	.287	45-34	129	24	37	7	0	7	30	65	.504	15	6	38	2	.384	1	1	1-1	52	6	0	1.000
Casey Dykes	.286	51-51	199	46	57	7	2	5	29	83	.417	26	11	22	3	.393	3	1	2-4	70	77	6	.961
Logan Robbins	.261	52-49	165	46	43	5	0	8	36	72	.436	27	12	49	3	.402	0	8	18-20	60	125	19	.907
Kory Petri	.248	40-35	105	32	26	6	0	2	14	38	.362	21	4	25	0	.392	0	1	5-6	29	1	3	.909

Brandon Brian	.500	3-0	2	1	1	0	0	0	0	1	.500	0	0	0	0	.500	0	0	0	0-2	0	0	1.000
Blake Crabtree	.258	38-24	89	22	23	1	0	1	11	27	.303	9	4	19	2	.350	1	6	1-2	25	56	6	.931
Monte Ketchum	.250	41-22	88	13	22	8	0	4	20	42	.477	12	2	26	1	.346	2	0	0-1	5	1	1	.857
Matt Borgschulte	.182	48-15	77	11	14	5	1	0	13	21	.273	12	4	25	2	.313	3	1	0-0	57	1	2	.967
Chris Bullard	.077	19-5	26	4	2	0	0	0	1	2	.077	5	1	14	1	.250	0	0	1-1	1	0	0	1.000
J.P. Jackson	.000	4-0	3	0	0	0	0	0	0	0	.000	0	0	1	0	.000	0	0	0-0	0	0	1	.000
Matt Bracken	.000	1-0	1	0	0	0	0	0	0	0	.000	0	0	0	0	.000	0	0	0-0	0	0	0	.000
Totals	.306	58-58	2085	456	638	110	22	58	417	966	.463	254	83	400	33	.398	27	34	63-83	1559	593	62	.972
Opponents	.273	58-58	2016	298	551	101	15	34	278	784	.389	167	50	474	28	.340	27	34	45-69	1537	579	88	.960

LOB - Team (490), Opp (437). DPs turned - Team (39), Opp (43). IBB - Team (12), Rice 4, Carter 3, Payton 1, Wells 1, Dykes 1, Andreoli 1, Ketchum 1, Opp (7). Picked off - Rice 2, Carter 2, Huck 1.

PITCHING STATISTICS

PLAYER	ERA	W-L	APP	GS	CG	SHO	SV	IP	H	R	ER	BB	SO	2B	3B	HR	BAA	WP	HP	BK	SFA	SHA
Matt Ridings	3.01	9-1	14	14	1	0	0	92.2	77	38	31	17	90	13	2	7	.218	3	9	0	3	4
Shane Cameron	4.84	4-2	19	15	0	0	0	87.1	86	50	47	26	80	21	3	5	.270	12	7	1	7	10

Caleb Hanes	0.00	0-0	1	0	0	0	0	1.0	1	0	0	0	1	1	0	0	.250	0	0	0	0	0
Ross Hammonds	1.44	4-0	19	0	0	0	0	25.0	27	5	4	4	20	2	0	0	.297	0	2	1	2	3
Scott Pedersen	1.69	0-0	3	0	0	0	0	5.1	2	1	1	1	2	1	0	1	.105	0	0	0	0	0
Andrew Zimmerman	2.25	00	3	1	0	0	0	4.0	4	2	1	2	2	0	1	0	.250	0	0	0	1	0
Rye Davis	2.72	3-4	33	1	0	0	9	49.2	46	20	15	20	63	9	0	0	.249	1	2	0	4	3
Brian Edelen	3.78	4-2	20	11	0	0	0	52.1	54	24	22	28	31	8	2	6	.278	6	7	0	1	4
Craig Stem	4.00	1-2	18	0	0	0	0	9.0	7	4	4	3	15	2	1	0	.212	3	0	1	1	0
Phil Wetherell	4.91	0-2	21	0	0	0	0	29.1	30	17	16	12	23	9	1	2	.261	6	2	0	0	3
Aaron Mayfield	4.91	0-0	5	0	0	0	0	3.2	6	2	2	1	4	1	0	0	.353	1	1	0	0	0
Tanner Perkins	5.27	3-4	16	12	0	0	0	56.1	83	39	33	11	43	9	3	3	.342	3	2	2	3	2
Tyler Gilliland	5.40	0-0	16	0	0	0	0	18.1	18	15	11	10	17	5	0	1	.247	4	4	1	1	0
Bart Carter	5.61	3-1	20	1	0	0	0	25.2	29	19	16	10	32	5	1	6	.279	1	5	0	0	0
Taylor Haydel	6.94	3-4	21	3	0	0	1	46.2	64	47	36	16	37	10	1	3	.330	5	7	1	4	5
Andrew Keltner	8.10	1-0	5	0	0	0	0	6.2	9	6	6	3	3	3	0	0	.321	0	2	0	0	0
Garrie Krueger	8.10	0-1	17	0	0	0	0	6.2	8	9	6	3	11	2	0	0	.276	1	0	1	0	0
Totals	4.33	35-23	58	58	1	2	10	519.2	551	298	250	167	474	101	15	34	.273	46	50	8	27	34
Opponents	6.80	23-35	58	58	4	0	9	512.1	638	456	387	254	400	110	22	58	.306	48	83	6	27	34

PB - Team (6), Rice 4, Huck 2, Opp (9). Pickoffs - Team (7), Edelen 2, Ridings 1, Haydel 1, Perkins 1, Cameron 1, Gilliland 1, Opp (5). SBA/ATT - Rice (40-57), Edelen (8-14), Haydel (7-9), Ridings (6-8), Cameron (3-8), Huck (5-8), Davis (5-7), Gilliland (5-6), Carter, B. (2-5), Hammonds (2-3), Perkins (3-3), Wetherell (1-2), Krueger (1-1), Keltner (0-1), Stem (1-1), Mayfield (1-1).

MULTIPLE HIT GAMES					MULTIPLE RBI GAMES					HITTING STREAKS			
PLAYER	2	3	4	5+	TOTAL	PLAYER	2	3	4	5+	TOTAL	PLAYER	TOTAL
Jared Andreoli	27	5	-	-	32	Matt Rice	9	9	-	1	19	Matt Payton	18
Matt Rice	15	8	2	1	26	Matt Payton	8	4	3	1	16	Jared Andreoli	15
Matt Payton	13	11	-	1	25	Kes Carter	11	3	-	1	15	Kes Carter	15
Kes Carter	12	10	2	-	24	Jared Andreoli	8	3	1	1	13	Matt Rice	14
Casey Dykes	17	3	-	-	20	Logan Robbins	9	2	1	-	12	Jake Wells	14
Jake Wells	9	8	1	-	18	Jake Wells	5	4	2	1	11	Casey Dykes	12
Ryan Huck	12	-	-	-	12	Casey Dykes	6	2	-	-	8	Logan Robbins	5
Logan Robbins	8	3	-	-	11	Ryan Huck	3	2	1	1	7	Blake Crabtree	5
Kory Petri	6	-	-	-	6	Monte Ketchum	2	1	1	-	4	Monte Ketchum	4
Blake Crabtree	4	1	-	-	5	Kory Petri	2	-	-	-	2	Ryan Huck	3
Monte Ketchum	3	1	-	-	4	Matt Borgschulte	-	-	1	-	1	Kory Petri	3
Matt Borgschulte	2	-	-	-	2	Blake Crabtree	1	-	-	-	1	Chris Bullard	2
Team	128	50	5	2	185	Team	64	30	10	5	109	Matt Borgschulte	2
												Brandon Brian	1

2010 Season In Review

2010 GAME-BY-GAME RESULTS

DATE	OPPONENT	W/L	SCORE	INN	WKU R-H-E	OPP. R-H-E	OVERALL	SBC	PITCHER	ATT	TIME
F19	KENT STATE	L	10-13	9	10-11-1	13-16-3	0-1-0	0-0-0	Krueger (L 0-1)	814	3:08
F20	KENT STATE	W	13-0	9	13-14-1	0-4-1	1-1-0	0-0-0	Perkins (W 1-0)	801	2:18
F21	KENT STATE	W	5-3	9	5-11-2	3-8-1	2-1-0	0-0-0	Carter, B. (W 1-0)	816	2:43
F26	vs #29 Texas A&M	W	5-1	9	5-6-1	1-9-5	3-1-0	0-0-0	Ridings (W 1-0)	2952	2:38
F27	vs Texas State	W	4-3	9	4-6-2	3-5-1	4-1-0	0-0-0	Edelen (W 1-0)	3192	2:57
F28	at Baylor	W	6-2	9	6-10-0	2-7-2	5-1-0	0-0-0	Cameron (W 1-0)	2601	2:52
M2	AUSTIN PEAY	W	14-7	9	14-11-0	7-13-3	6-1-0	0-0-0	Keltner (W 1-0)	434	3:06
M3	at Belmont	L	3-5	9	3-7-0	5-9-4	6-2-0	0-0-0	Wetherell (L 0-1)	101	2:33
M5	ILLINOIS-CHICAGO	W	14-4	9	14-18-2	4-8-2	7-2-0	0-0-0	Ridings (W 2-0)	543	2:45
M6	ILLINOIS-CHICAGO	W	11-5	9	11-11-0	5-12-2	8-2-0	0-0-0	Perkins (W 2-0)	803	2:39
M7	ILLINOIS-CHICAGO	L	5-7	9	5-9-1	7-14-1	8-3-0	0-0-0	Cameron (L 1-1)	609	3:02
M9	TENNESSEE	W	5-4	(10)	5-10-2	4-7-1	9-3-0	0-0-0	Davis (W 1-0)	649	3:23
M10	at Mississippi State	L	3-9	9	3-8-0	9-11-1	9-4-0	0-0-0	Stem (L 0-1)	5798	3:25
*M12	at New Orleans	W	17-1	9	17-16-1	1-2-5	10-4-0	1-0-0	Ridings (W 3-0)	246	2:50
*M13	at New Orleans	W	7-6	9	7-9-2	6-13-1	11-4-0	2-0-0	Hammonds (W 1-0)	280	3:15
*M14	at New Orleans	W	13-7	(10)	13-16-1	7-14-1	12-4-0	3-0-0	Davis (W 2-0)	272	3:08
M16	at # 18 Vanderbilt	W	17-2	9	17-16-1	2-9-3	13-4-0	3-0-0	Edelen (W 2-0)	1905	2:56
M17	#18 VANDERBILT	L	6-17	9	6-13-1	17-18-1	13-5-0	3-0-0	Haydel (L 0-1)	996	3:09
M19	at VCU	W	19-4	9	19-18-2	4-6-1	14-5-0	3-0-0	Ridings (W 4-0)	192	3:00
M20	at VCU	W	15-3	9	15-17-1	3-7-2	15-5-0	3-0-0	Cameron (W 2-1)	342	2:38
M21	at VCU	W	9-4	9	9-12-1	4-9-2	16-5-0	3-0-0	Edelen (W 3-0)	307	2:38
M24	at Murray State	W	14-5	9	14-16-0	5-9-3	17-5-0	3-0-0	Stem (W 1-1)	176	3:11
*M26	ULM	W	6-1	9	6-9-0	1-9-1	18-5-0	4-0-0	Ridings (W 5-0)	483	2:06
*M27	ULM-1	W	10-0	9	10-11-0	0-6-1	19-5-0	5-0-0	Cameron (W 3-1)	751	2:32
*M27	ULM-2	W	10-8	9	10-14-1	8-11-1	20-5-0	6-0-0	Perkins (W 3-0)	751	2:34
M31	at #30 Kentucky	W	6-3	9	6-9-2	3-6-2	21-5-0	6-0-0	Haydel (W 1-1)	2618	3:20
*A2	at Arkansas State	W	4-3	9	4-9-1	3-9-0	22-5-0	7-0-0	Ridings (W 6-0)	782	3:00
*A3	at Arkansas State	L	4-6	9	4-7-0	6-10-1	22-6-0	7-1-0	Stem (L 1-2)	942	2:55
*A4	at Arkansas State	L	1-3	9	1-7-0	3-9-0	22-7-0	7-2-0	Perkins (L 3-1)	605	2:42
A6	MURRAY STATE	W	12-2	9	12-10-0	2-4-2	23-7-0	7-2-0	Haydel (W 2-1)	852	2:47
A7	BELMONT	W	3-2	9	3-7-2	2-7-0	24-7-0	7-2-0	Hammonds (W 2-0)	608	2:35
*A9	SOUTH ALABAMA	W	13-3	9	13-14-1	3-6-1	25-7-0	8-2-0	Ridings (W 7-0)	792	2:26
*A10	SOUTH ALABAMA	W	12-4	9	12-14-0	4-5-0	26-7-0	9-2-0	Cameron (W 4-1)	926	2:48
*A11	SOUTH ALABAMA	L	5-7	9	5-13-0	7-13-1	26-8-0	9-3-0	Perkins (L 3-2)	732	2:57
A13	at Austin Peay	W	14-7	9	14-15-1	7-9-5	27-8-0	9-3-0	Hammonds (W 3-0)	407	3:28
A14	#12 LOUISVILLE	L	6-7	9	6-11-0	7-14-1	27-9-0	9-3-0	Davis (L 2-1)	1871	3:31
*A16	at Florida Atlantic	L	3-10	9	3-5-1	10-16-0	27-10-0	9-4-0	Ridings (L 7-1)	175	2:35
*A17	at Florida Atlantic	L	4-5	(10)	4-8-0	5-8-0	27-11-0	9-5-0	Davis (L 2-2)	-	2:52
*A17	at Florida Atlantic	L	8-9	9	8-11-3	9-15-0	27-12-0	9-6-0	Perkins (L 3-3)	298	2:50
A20	KENTUCKY	W	24-8	9	24-21-1	8-11-2	28-12-0	9-6-0	Edelen (W 4-0)	6183	3:26
A21	#11 at Louisville	L	4-7	9	4-9-1	7-16-1	28-13-0	9-6-0	Perkins (L 3-4)	2139	2:54
*A23	FIU	L	6-7	(10)	6-12-3	7-11-2	28-14-0	9-7-0	Davis (L 2-3)	588	3:32
*A25	FIU-1	W	8-4	9	8-11-0	4-14-1	29-14-0	10-7-0	B. Carter (W 2-0)	608	3:33
*A25	FIU-2	W	8-3	8	8-13-1	3-8-1	30-14-0	11-7-0	Davis (W 3-3)	608	2:54
*A30	at Troy	L	7-4	9	7-10-1	4-9-1	31-14-0	12-7-0	Ridings (W 8-1)	1079	2:42
*M1	at Troy	L	4-5	(10)	4-6-0	5-10-0	31-15-0	12-8-0	Haydel (L 2-2)	1131	2:45
*M2	at Troy	W	3-6	9	3-3-2	6-8-1	31-16-0	12-9-0	Edelen (L 4-1)	1115	2:40
*M7	UALR	W	5-4	9	5-12-2	4-5-3	32-16-0	13-9-0	B. Carter (W 3-0)	805	2:29
*M8	UALR	L	6-8	(11)	6-13-2	8-10-3	32-17-0	13-10-0	Davis (L 3-4)	1029	3:49
*M9	UALR	L	2-4	9	2-7-1	4-10-1	32-18-0	13-11-0	Haydel (L 2-3)	609	2:48
*M14	at Louisiana	W	2-1	9	2-6-2	1-2-0	33-18-0	14-11-0	Ridings (W 9-1)	2542	2:42
*M15	at Louisiana	L	5-12	9	5-14-2	12-13-0	33-19-0	14-12-0	Haydel (L 2-4)	1615	3:20
*M16	at Louisiana	L	3-4	(10)	3-7-0	4-10-2	33-20-0	14-13-0	Wetherell (L 0-2)	2252	3:18
*M20	MIDDLE TENNESSEE	W	5-1	9	5-15-2	1-7-1	34-20-0	15-13-0	Haydel (W 3-4)	432	2:47
*M21	MIDDLE TENNESSEE	L	2-7	9	2-6-0	7-9-1	34-21-0	15-14-0	Cameron (L 4-2)	803	2:50
*M22	MIDDLE TENNESSEE	W	15-5	7	15-12-1	5-9-4	35-21-0	16-14-0	Hammonds (W 4-0)	1011	2:40
#M26	vs Florida Atlantic	L	8-9	(13)	8-13-5	9-13-1	35-22-0	16-14-0	B. Carter (L 3-1)	813	4:29
#M27	vs FIU	L	3-7	9	3-9-2	7-9-1	35-23-0	16-14-0	Edelen (L 4-2)	1478	3:12

* - Sun Belt Conference Game # - SBC Tournament Game (Murfreesboro, Tenn.)

2010 BY THE NUMBERS

Overall.....	35-23	When scoring 0-2 runs	1-3	When leading after 6 innings	30-3
Conference	16-14	When scoring 3-5 runs	8-13	When leading after 7 innings	28-1
Non-Conference.....	19-9	When scoring 6-9 runs	8-6	When leading after 8 innings	28-1
Home	19-9	When scoring 10+ runs	18-1	When trailing after 6 innings	4-17
Away	14-12	When opponent scores 0-2 runs	11-0	When trailing after 7 innings	3-16
Neutral	2-2	When opponent scores 3-5 runs	18-6	When trailing after 8 innings	4-19
Day.....	17-17	When opponent scores 6-9 runs	6-13	When tied after 6 innings	1-3
Night.....	18-6	When opponent scores 10+ runs	0-4	When tied after 7 innings	3-6
vs. Left starter	6-8	When scoring in 1st inning	15-7	When tied after 8 innings	1-3
vs. Right starter	29-15	When opponent scored in 1st inning	6-7	When making 0 errors	4-6
1-Run games	7-7	When scoring first.....	20-11	When making 1 error	15-12
2-Run games	2-7	When opponent scores first.....	15-12	When making 2+ errors	16-5
5+ Run games.....	20-5			When out-hitting opponent	27-3
Extra innings	2-6			When out-hit by opponent	5-16
Shutouts.....	2-0			When hits are tied.....	3-4

2010 SBC STANDINGS/2010 SBC HONORS

FINAL 2010 SUN BELT CONFERENCE STANDINGS

SCHOOL	CONFERENCE GAMES				ALL GAMES				LAST GAME
	W	L	PCT	STREAK	W	L	PCT	STREAK	
z#Florida Atlantic	21	9	.700	W2	37	24	.607	L1	L, 15-0 Florida
zLouisiana-Lafayette	21	9	.700	W5	38	22	.633	L2	L, 1-9 Rice
Middle Tennessee	18	12	.600	L1	35	23	.603	L1	L, 5-6 Troy
z&FIU	17	13	.567	L2	36	25	.590	L2	L, 9-15 Dartmouth
South Alabama	17	13	.567	W1	32	27	.542	L2	L, 9-10 FIU
Troy	16	14	.533	L1	36	25	.590	L1	L, 10-14 FIU
Arkansas State	16	14	.533	L1	30	28	.517	L2	L, 5-12 Troy
Western Kentucky	16	14	.533	W2	35	23	.603	L2	L, 2-4 FIU
UALR	12	16	.429	W1	29	25	.537	W1	W, 14-10 Arkstate State
ULM	7	23	.233	L8	17	38	.309	L9	L, 1-13 La-Lafayette
New Orleans	2	26	.071	L13	13	39	.250	W1	W, 11-5 Creighton

- 2010 SBC Champion & - 2010 SBC Tournament Champion z - 2010 NCAA Tournament Participant

2010 SUN BELT CONFERENCE AWARDS AND HONORS

ALL-CONFERENCE FIRST TEAM

Zach Osborne (ULL, Sr., SP)
Matt Ridings (WKU, Sr., SP)
Rye Davis (WKU, R-So., RP)
Matt Rice (WKU, Jr., C)
 Dan Scheffler (FAU, Jr., 1B)
 Justin Miller (MTSU, Jr., 2B)
 Garrett Wittels (FIU, So., 3B)
 Adam Bryant (Troy, Jr., SS)
 Bryce Brentz (MTSU, Jr., OF)
Kes Carter (WKU, So., OF)
 Andy Mee (Florida Atlantic, Jr., OF)
 Justin Guidry (MTSU, So., DH)
 Chase Whitley (Troy, Jr., UTIL)

ALL-CONFERENCE SECOND TEAM

Adam Champion (UALR, Sr., SP)
 Mike Gipson (Florida Atlantic, Jr., SP)
 Chase Whitley (Troy, Jr., RP)
 Chad Keefer (ULL, Sr., C)
 Murray Watts (Ark. State, Jr., 1B)
Matt Payton (WKU, Sr., 2B)
 Tyler Burnett (MTSU, Jr., 3B)
 Nick Delguidice (FAU, Jr., SS)
 Todd Baumgartner (Ark. State, Jr., OF)
 Steven Felix (Troy, Sr., OF)
 Mike Martinez (FIU, So., OF)
 Chase Whitley (Troy, Jr., DH)
 Tyson Parks (UALR, Sr., UTIL)

PLAYER OF THE YEAR

Garrett Wittels (FIU, So., 3B)

PITCHER OF THE YEAR

Matt Ridings (WKU, Sr., SP)

FRESHMAN OF THE YEAR

Jabari Henry (FIU, Fr., OF)

COACH OF THE YEAR

John McCormack, Florida Atlantic

ALL-SBC TOURNAMENT TEAM

Mike Abaladejo, Florida Atlantic
 Pablo Bermudez, FIU
 Adam Bryant, Troy
 Raymond Church, Florida Atlantic
 Ryan Ditthardt, Troy
 Chad Edwards, Middle Tennessee
 Michael Faulkner, Arkansas State
 D.D. Hanks, South Alabama
 Jacob Lee, Arkansas State
 Jeremy Patton, FIU
 Will Skinner, Middle Tennessee
 Chase Whitley, Troy
 Garrett Wittels, FIU

MOST OUTSTANDING PLAYER

Jeremy Patton, FIU

SBC PLAYERS OF THE WEEK

Feb. 22 Pablo Bermudez (FIU)
Mar. 1 Sean Laird (USA)
Mar. 9 Nick Delguidice (FAU)
Mar. 15 Jabari Henry (FIU)
Mar. 22 **Matt Rice (WKU)**
Mar. 29 Jake Overstreet (USA)
Apr. 5 Steven Felix (TROY)
Apr. 12 **Matt Payton (WKU)**
Apr. 19 Kelvin York (ULM)
Apr. 26 Justin Miller (MT)
May 3 Garrett Wittels (FIU)
May 10 Alex Fuselier (ULL)
May 17 Steven Felix (TROY)
May 24 Colby Gratton (FAU)









SBC PITCHERS OF THE WEEK

Feb. 22 Wil Browning (ULM)
Mar. 1 **Matt Ridings (WKU)**
Mar. 9 James Jones (ULM)
Mar. 15 D.D. Hanks (USA)
Mar. 22 Zach Osborne (ULL)
Mar. 29 Lance Baxter (USA)
Apr. 5 Jacob Lee (ASU)
Apr. 12 Zach Osborne (ULL)
Apr. 19 Andrew Dickinson (TROY)
Apr. 26 Kenneth Roberts (MT)
May 3 Mike Gipson (FAU)
May 10 Drew Granier (ULM)
May 17 **Matt Ridings (WKU)**
May 24 Andrew Dickinson (TROY)

2010 PRESEASON SBC POLL

first-place votes in parenthesis

1. Middle Tennessee (8) 114 pts
2. WKU (2) 103 pts
3. FIU 94 pts
4. Troy 90 pts
5. Louisiana-Lafayette (1) 81 pts
6. ULM 57 pts
7. Florida Atlantic 51 pts
8. South Alabama 47 pts
9. New Orleans 40 pts
10. Arkansas State 32 pts
11. UALR 17 pts



WKU YEAR-BY-YEAR COACHING RECORDS

SEASON	COACH	RECORD	SEASON	COACH	RECORD	SEASON	COACH	RECORD	SEASON	COACH	RECORD
1910	M. A. Leiper*	2-1	1939	Diddle	6-10	1963	King	7-10	1987	Murrie	28-28
1911	M. A. Leiper*	2-0	1940	Diddle	7-6	1964	King	8-10	1988	Murrie	43-21
1912	Reams	9-2	1941	Diddle	9-6	1965	Rhodes	8-14-1	1989	Murrie	24-34
1913	Leiper, Manchester	14-2	1942	Diddle	4-5	1966	Pickens	9-13	1990	Murrie	32-28
1914	Arthur	5-4	1943	Diddle	No Team	1967	Pickens	13-16-2	1991	Murrie	35-25-1
1915	Arthur	N/A	1944	Diddle	No Team	1968	Pickens	13-11	1992	Murrie	30-23
1916	Arthur	6-2-1	1945	Diddle	No Team	1969	Pickens	17-11	1993	Murrie	30-22
1917-21	N/A	No Team	1946	Diddle	9-0	1970	Pickens	18-16-1	1994	Murrie	22-27
1922	Floyd	3-0	1947	Diddle	5-6	1971	Pickens	12-17	1995	Murrie	21-35
1923	Diddle	10-2	1948	Diddle	4-10	1972	Pickens	14-11	1996	Murrie	29-26
1924	Diddle	11-2	1949	Diddle	3-5-1	1973	Pickens	21-23	1997	Murrie	26-27
1925	Diddle	9-10	1950	Diddle	6-7	1974	Pickens	30-18-1	1998	Murrie	27-24
1926	Diddle	9-8	1951	Diddle	13-5	1975	Pickens	21-26	1999	Murrie	38-24
1927	Diddle	9-4	1952	Diddle	11-3	1976	Pickens	12-24	2000	Murrie	24-35
1928	Diddle	15-1	1953	Diddle	8-2-1	1977	Schollenberger	20-23-1	2001	Murrie	32-27
1929	Diddle	9-4	1954	Diddle	9-7	1978	Schollenberger	26-19-1	2002	Murrie	38-20
1930	Diddle	3-0	1955	Diddle	4-7	1979	Schollenberger	31-22-1	2003	Murrie	34-22
1931	Diddle	No Team	1956	Diddle	5-7-1	1980	Murrie	47-13-1	2004	Murrie	35-26
1932	Diddle	4-2	1957	Diddle	10-6	1981	Murrie	41-18	2005	Murrie	21-37
1933	Diddle	7-5	1958	Denes	8-4	1982	Murrie	37-10	2006	Finwood	22-30
1934	Diddle	8-3	1959	Denes	13-4	1983	Murrie	26-22	2007	Finwood	25-30
1935	Diddle	9-2	1960	Denes	8-7-1	1984	Murrie	23-29-2	2008	Finwood	33-27
1936	Diddle	4-3	1961	Denes	9-12	1985	Murrie	43-20	2009	Finwood	42-20
1937	Diddle	8-7	1962	Denes	10-13	1986	Murrie	29-31-1	2010	Finwood	35-23
1938	Diddle	4-10									

*Fred Mutchler, W.J. Craig, J.H. Clagett

ALL-TIME COACHING WINNING PERCENTAGE

COACH	YEARS	RECORD	PCT.
E.A. Diddle	1923-57	232-155-3	.599
Joel Murrie	1980-2005	815-656-4	.553
Chris Finwood	2006-pres.	157-130	.547
Barry Schollenberger	1977-79	77-64-3	.545
Nick Denes	1958-62	48-40-1	.545
Jim Pickens	1966-76	180-186-4	.492
Dan King	1963-64	15-20	.429
Gene Rhodes	1965	8-14-1	.370

ALL-TIME COACHING RECORD (BY WINS)

COACH	YEARS	RECORD	PCT.
Joel Murrie	1980-2005	815-656-4	.553
E.A. Diddle	1923-57	232-155-3	.599
Jim Pickens	1966-76	180-186-4	.492
Chris Finwood	2006-pres.	157-130	.533
Barry Schollenberger	1977-79	77-64-3	.545
Nick Denes	1958-62	48-40-1	.545
Dan King	1963-64	15-20	.429
Gene Rhodes	1965	8-14-1	.370

YEAR-BY-YEAR RESULTS

1910

Record: 2-1

H: 1-0 • **A:** 1-1 • **N:** 0-0

Coaches: M.A. Leiper, W.J. Craig,
J.H. Clagett, Fred Mutcher
Eastern Kentucky W 6-0
at Eastern Kentucky L 0-5
at Berea W 6-4

1911

Record: 2-0

H: 0-0 • **A:** 2-0 • **N:** 0-0

Coaches: M.A. Leiper, W.J. Craig,
J.J. Clagett, Fred Mutcher
at Middle Tennessee W 7-2
at Middle Tennessee W 11-0

1912

Record: 9-2

H: 5-1 • **A:** 4-1 • **N:** 0-0

Coach: G.H. Reams

Faculty W 15-2
Elkton W 5-1
at Elkton L 0-3
at Glasgow W 14-0
at Elkton W 13-3
Middle Tennessee W 5-3
Middle Tennessee L 4-5
at Eastern Kentucky W 4-2
at Middle Tennessee W 9-0
Eastern Kentucky W 4-0
DuPont Manual HS W 4-0

1913

Record: 14-2

H: 10-0 • **A:** 4-2 • **N:** 0-0

STATE CHAMPIONS

Coaches: M.A. Leiper, Roy Manchester
at Middle Tennessee W 7-2
at Middle Tennessee W 11-1
Georgetown (Ky.) W 3-0
Georgetown (Ky.) W 8-0
at St. Mary's W 3-1
at Springfield HS W 13-0
DuPont Manual HS W 3-2
Middle Tennessee W 15-2
Middle Tennessee W 3-2
Auburn HS W 4-3
at Eastern Kentucky L 0-4
at Eastern Kentucky L 2-3
Vanderbilt Reserves W 2-0
Eastern Kentucky W 6-5
Eastern Kentucky W 22-0
Auburn HS W 19-13

1914

Record: 5-4

H: 3-2 • **A:** 2-2 • **N:** 0-0

Coach: J.L. Arthur

Bethel (Tenn.) L 1-3
Middle Tennessee W 3-2
Middle Tennessee W 13-9
at Eastern Kentucky L 0-1
at Eastern Kentucky W 11-3
Bethel (Tenn.) W 9-5
St. Mary's L 3-6
at Middle Tennessee L 5-20
at Middle Tennessee W 12-6

1915

Record: N/A

Coach: J.L. Arthur

1916

Record: 6-2-1

H: 0-0 • **A:** 6-2-1 • **N:** 0-0

Coach: J.L. Arthur

at St. Mary's L 4-5
at Eastern Kentucky W 10-0
at Eastern Kentucky W 7-2
at Cumberland T 0-0
at St. Mary's L 3-4
at St. Mary's W 5-1
at Castle Heights W 11-2
at Transylvania W 9-2
at Cumberland W 6-4

1917-1921

No Team -- World War I

1922

Record: 3-0

H: 3-0 • **A:** 0-0 • **N:** 0-0

Coach: J.C. Floyd

Morton-Elliott W 9-0
Eastern Kentucky W 5-4
Eastern Kentucky W 12-5

1923

Record: 10-2

H: 7-0 • **A:** 3-2 • **N:** 0-0

Coach: E.A. Diddle

Hanover W 21-7
Tennessee Tech W 6-4
Cumberland W 5-4
at Cumberland L 2-10
at Tennessee Tech L 3-4
at Middle Tennessee W 8-1
Southern Presbyterian W 12-8
Southern Presbyterian W 22-6
St. Mary's W 11-7
at St. Mary's W 11-4
at St. Mary's W 6-3
Southern Presbyterian W 14-6

1924

Record: 11-2

H: 7-0 • **A:** 4-2 • **N:** 0-0

Coach: E.A. Diddle

Transylvania W 16-5
Transylvania W 6-5
Indiana W 6-0
at Middle Tennessee W 16-8
at Middle Tennessee W 17-8
at Louisville W 11-6
at Bethel (Tenn.) L 5-7
St. Mary's W 21-5
St. Mary's W 24-10
Central Normal (Ind.) W 12-1
Central Normal (Ind.) W 7-3
at St. Mary's L 1-6
at St. Mary's W 12-5

1925

Record: 9-10

H: 4-6 • **A:** 5-4 • **N:** 0-0

Coach: E.A. Diddle

Ohio State L 2-7
at Middle Tennessee W 14-0
at Middle Tennessee W 10-6
Southern Presbyterian L 1-5
Southern Presbyterian L 4-8
Bethel (Tenn.) L 3-5
Bethel (Tenn.) W 9-8
at Louisville W 12-9
at Louisville L 13-14

at Bethel (Tenn.) W 6-5
at Bethel (Tenn.) L 2-4
Louisville W 5-4
Louisville L 3-7
at Bethel (Tenn.) W 1-0
Bethel (Tenn.) W 7-0
Middle Tennessee W 4-3
Middle Tennessee L 3-8
at Southern Presbyterian L 3-6
at Southern Presbyterian L 2-5

1926

Record: 9-8

H: 4-5 • **A:** 5-3 • **N:** 0-0

Coach: E.A. Diddle

Notre Dame L 2-6
Ohio Wesleyan W 12-7
Defiance W 7-2
at Bethel (Tenn.) W 2-1
at Bethel (Tenn.) L 3-6
Evansville L 3-6
Evansville L 7-8
at Louisville L 0-4
at Louisville L 4-7
at Bethel (Ky.) W 12-0
at Evansville W 5-3
at Evansville W 24-4
at Evansville W 5-4
Bethel (Tenn.) L 2-3
Bethel (Ky.) W 6-3
Louisville W 7-3
Vanderbilt L 2-6

1927

Record: 9-4

H: 6-1 • **A:** 3-3 • **N:** 0-0

Coach: E.A. Diddle

Michigan State W 4-3
at Bethel W 2-0
Bethel L 3-4
at Louisville L 7-11
at Louisville L 7-8
Georgetown W 4-2
Georgetown W 13-7
at Middle Tennessee L 3-4
at Middle Tennessee W 4-0
at Bethel W 1-0
Bethel W 1-0
Middle Tennessee W 6-1
Middle Tennessee W 5-3

1928

Record: 15-1

H: 10-1 • **A:** 5-0 • **N:** 0-0

STATE CHAMPIONS

Coach: E.A. Diddle

Transylvania W 14-9
Transylvania W 6-2
Middle Tennessee W 21-2
Middle Tennessee L 1-8
Louisville W 22-8
Louisville W 9-7
Bethel W 9-5
at Centre W 7-5
at Middle Tennessee W 7-6
at Middle Tennessee W 5-2
Kentucky Wesleyan W N/A
Eastern Kentucky W N/A
at Georgetown (Ky.) W N/A
at Kentucky Wesleyan W N/A
at Centre W 4-3
at Centre W 6-0

1929

Record: 9-4

H: 6-2 • **A:** 3-2 • **N:** 0-0

STATE CHAMPIONS

Coach: E.A. Diddle

Eastern Kentucky W 9-8
Eastern Kentucky W 16-2
at Louisville W 11-4
at Louisville W 11-9
at Centre L 4-8
at Centre W 19-5
Kentucky Wesleyan W 6-3
Kentucky Wesleyan W 3-0
at Middle Tennessee L 11-12
Centre W 8-3
Centre L 8-10
Middle Tennessee W 4-3
Middle Tennessee L 3-5

1930

Record: 3-0

H: 3-0 • **A:** 0-0 • **N:** 0-0

Coach: E.A. Diddle

Scottsville W 13-8
Middle Tennessee W 14-0
Middle Tennessee W 1-0

1931

Coach: E.A. Diddle

Intramural team only

1932

Record: 4-2

H: 2-0 • **A:** 2-2 • **N:** 0-0

Coach: E.A. Diddle

at Murray State W N/A
at Murray State W N/A
at Vanderbilt L 4-5
at Vanderbilt L 6-7
Vanderbilt W 7-6
Murray State W 6-2

1933

Record: 7-5

H: 3-3 • **A:** 4-2 • **N:** 0-0

Coach: E.A. Diddle

at Louisville L 1-5
at Lindsey Wilson W 4-1
at Lindsey Wilson W 3-2
at Austin Peay L 7-14
at Tennessee Tech W 9-3
at Tennessee Tech W 6-3
Austin Peay L 3-4
Tennessee Tech L 1-2
Tennessee Tech W 4-0
Lindsey Wilson W 13-3
Lindsey Wilson W 9-3
Louisville L 1-3

1934

Record: 8-3

H: 4-1 • **A:** 4-2 • **N:** 0-0

Coach: E.A. Diddle

Louisville W 7-1
at Lindsey Wilson L 5-9
at Lindsey Wilson W 26-5
David Lipscomb W 7-1
at Austin Peay W 18-4
Tennessee Tech L 8-14
at Louisville W 12-2
at David Lipscomb W N/A
at Tennessee Tech L 8-14
Tennessee Tech W 7-6
Austin Peay W 17-7

1935
Record: 9-2
H: 3-2 • A: 4-2 • N: 0-0
Coach: E.A. Diddle
 at David Lipscomb W 7-0
 Middle Tennessee L 2-5
 at Lindsey Wilson W 4-1
 at Louisville W 20-0
 Tennessee Tech W 8-4
 at Morehead State W 14-7
 at Eastern Kentucky L 1-6
 David Lipscomb W 4-1
 at Tennessee Tech W 2-0
 Lindsey Wilson W 15-6
 Louisville W 8-4

1936
Record: 4-3
H: 3-2 • A: 1-1 • N: 0-0
Coach: E.A. Diddle
 Lindsey Wilson W 7-3
 Lindsey Wilson W 12-7
 Louisville L 3-7
 at Eastern Kentucky L 0-3
 at Louisville W 5-2
 Middle Tennessee W 11-6
 at Middle Tennessee L 8-9

1937
Record: 8-7
H: 2-1, A: 6-6, N: 0-0
Coach: E.A. Diddle
 at Tennessee Tech W 7-6
 at Cincinnati W 10-6
 at Cumberland L 6-7
 Austin Peay W 9-2
 at Vanderbilt W 8-7
 at Vanderbilt L 2-6
 Louisville W 13-10
 at Eastern Kentucky L 9-10
 Louisville L 9-11
 at Tennessee Tech L 2-17
 at Austin Peay W 8-5
 at Vanderbilt W 8-1
 at Vanderbilt L 2-3
 at Eastern Kentucky L 2-7
 at Cumberland W 15-2

1938
Record: 4-10
H: 1-6 • A: 3-4 • N: 0-0
Coach: E.A. Diddle
 Northern Illinois L 0-8
 Louisville L 8-14
 at Vanderbilt L 6-21
 at Vanderbilt W 6-4
 Tennessee Tech W 12-7
 at Hopkinsville L 0-3
 at Eastern Kentucky L 7-9
 at Eastern Kentucky L 4-5
 at Austin Peay W 10-8
 Vanderbilt L 9-13
 at Louisville W 9-8
 Eastern Kentucky L 0-10
 Eastern Kentucky L 5-12
 Austin Peay L 3-9

1939
Record: 6-10
H: 4-4 • A: 2-6 • N: 0-0
Coach: E.A. Diddle
 David Lipscomb W 11-3
 Austin Peay W 3-1
 Vanderbilt L 1-6

at Vanderbilt L 0-10
 at Austin Peay L 9-12
 Louisville L 1-4
 at Vanderbilt L 12-13
 at Vanderbilt W 8-5
 at Middle Tennessee L 5-6
 Eastern Kentucky L 6-12
 Eastern Kentucky W 11-10
 at Louisville L 2-5
 at Eastern Kentucky W 15-14
 at Eastern Kentucky L 4-5
 Tennessee Tech L 4-7
 Middle Tennessee W 6-4

1940
Record: 7-6
H: 4-3 • A: 3-3 • N: 0-0
Coach: E.A. Diddle
 Bradley Tech L 4-6
 Tennessee Tech W 5-4
 at David Lipscomb W 11-2
 at Eastern Kentucky W 5-0
 at Eastern Kentucky L 6-7
 at Tennessee Tech W 13-10
 at Middle Tennessee L 11-12
 Eastern Kentucky W 16-6
 Eastern Kentucky L 2-9
 David Lipscomb W 4-2
 Louisville W 15-14
 Middle Tennessee L 7-14
 at Louisville L 1-8

1941
Record: 9-6
H: 5-3 • A: 4-3 • N: 0-0
Coach: E.A. Diddle
 at Vanderbilt W 16-12
 at David Lipscomb W 18-2
 Louisville W 4-2
 at Louisville L 8-20
 Eastern Kentucky L 8-9
 David Lipscomb W 15-6
 at Murray State L 3-7
 at Murray State W 9-7
 Vanderbilt L 4-7
 at Middle Tennessee L 9-10
 Tennessee Tech L 2-9
 Murray State W 5-3
 Murray State W 9-5
 Middle Tennessee W 8-7
 at Tennessee Tech W 2-0

1942
Record: 4-5
H: 3-0 • A: 1-5 • N: 0-0
Coach: E.A. Diddle
 DePaul W 7-6
 at Vanderbilt L 1-2
 at Fort Knox L 2-5
 at Louisville L 3-4
 Tennessee Tech W 6-4
 Louisville W 10-4
 at Eastern Kentucky L 2-3
 at Eastern Kentucky W 11-1
 at Tennessee Tech L 3-7

1943-45
 No Team -- World War II

1946
Record: 9-0
H: 4-0 • A: 5-0 • N: 0-0
Coach: E.A. Diddle
 at Centre W 18-11

at Eastern Kentucky W 8-7
 at Tennessee Tech W 5-4
 Evansville W 12-6
 Eastern Kentucky W 6-2
 at Evansville W 20-9
 Louisville W 12-6
 Murray State W 2-0
 at Louisville W 9-2

1947
Record: 5-6
H: 4-1 • A: 1-5 • N: 0-0
Coach: E.A. Diddle
 at Vanderbilt L 2-3
 at Centre L 7-8
 at Eastern Kentucky L 0-6
 Western Illinois W 3-2
 Western Illinois L 2-3
 at Evansville L 5-6
 at Evansville L 1-6
 Murray State W 1-0
 Murray State W 4-2
 Vanderbilt W 4-2
 at Louisville W 3-2

1948
Record: 4-10
H: 3-4 • A: 1-6 • N: 0-0
Coach: E.A. Diddle
 Purdue L 7-16
 Evansville L 1-5
 Austin Peay W 17-12
 at Evansville L 0-14
 Eastern Kentucky L 4-10
 Louisville W 14-7
 at Austin Peay W 10-5
 at Centre L 9-10
 at Eastern Kentucky L 5-7
 at Louisville L 3-7
 Murray State W 6-2
 Murray State L 3-6
 at Murray State L 3-12
 at Murray State L 1-2

1949
Record: 3-5-1
H: 1-3-1 • A: 2-2 • N: 0-0
Coach: E.A. Diddle
 Vanderbilt T 6-6
 Austin Peay W 3-1
 Tennessee Tech L 1-15
 at Austin Peay W 14-3
 at Tennessee Tech L 0-7
 Louisville L 0-5
 Murray State L 2-5
 at Evansville L 1-8
 at Murray State W 7-3

1950
Record: 6-7
H: 4-3 • A: 2-4 • N: 0-0
Coach: E.A. Diddle
 Austin Peay W 4-2
 Fort Knox L 9-12
 Western Illinois L 5-8
 Western Illinois L 1-5
 at Austin Peay L 6-11
 Eastern Kentucky W 2-1
 Tennessee Tech W 2-0
 at Evansville L 5-7
 at Fort Knox W 16-5
 Evansville W 12-4
 at Murray State W 8-1
 at Murray State L 4-5

at Tennessee Tech L 0-22

1951
Record: 13-5
H: 9-2 • A: 4-3 • N: 0-0
Coach: E.A. Diddle
 Miami (Ohio) W 10-7
 Evansville W 2-1
 at Austin Peay L 3-7
 at Tennessee Tech L 5-12
 at Eastern Kentucky L 5-6
 Austin Peay L 11-24
 Centre W 3-2
 Eastern Kentucky W 16-11
 at Evansville W 14-4
 Tennessee Tech W 3-2
 at Murray State W 9-7
 at Murray State W 5-3
 Murray State W 11-5
 Murray State W 7-3
 at Centre W 16-2
 (1) Eastern Kentucky W 4-3
 (1) Eastern Kentucky L 2-3
 (1) Eastern Kentucky W 8-6
(1) OVC Tournament (Bowling Green, Ky.)

1952
Record: 11-3
H: 6-0 • A: 4-3 • N: 0-0
OVC CHAMPIONS
Coach: E.A. Diddle
 Albion W 3-2
 Millikin W 2-1
 at Evansville L 8-10
 David Lipscomb W 7-3
 at Murray State W 17-2
 Tennessee Tech W 13-10
 Evansville W 8-5
 at Middle Tennessee W 8-7
 at Tennessee Tech W 13-11
 at Fort Knox L 4-13
 Murray State W 6-1
 (1) at Eastern Kentucky L 3-4
 (1) at Eastern Kentucky W 1-0
 (1) at Eastern Kentucky W 9-4
(1) OVC Tournament (Richmond, Ky.)

1953
Record: 8-2-1
H: 4-2-1, A: 4-0, N: 0-0
OVC CHAMPIONS
Coach: E.A. Diddle
 David Lipscomb L 0-11
 Evansville W 17-2
 Tennessee Tech L 1-5
 at Middle Tennessee W 9-8
 at Evansville W 8-6
 Middle Tennessee T 6-6
 at Tennessee Tech W 3-2
 at Murray State W 6-2
 Murray State W 3-2
 (1) Tennessee Tech W 4-3
 (1) Tennessee Tech W 3-1
(1) OVC Tournament (Bowling Green, Ky.)

1954
Overall: 9-7
H: 4-3 • A: 5-4 • N: 0-0
Coach: E.A. Diddle
 at David Lipscomb W 8-7
 at Middle Tennessee L 2-15

YEAR-BY-YEAR RESULTS

David Lipscomb	L	7-9
Eastern Kentucky	L	5-6
Belmont	W	9-8
at Belmont	W	12-9
Evansville	W	6-1
Tennessee Tech	W	3-2
at Murray State	W	7-2
Murray State	W	8-4
at Eastern Kentucky	L	5-6
at Eastern Kentucky	L	0-8
Middle Tennessee	L	4-5
at Middle Tennessee	L	5-15
at Evansville	W	10-6
at Tennessee Tech	W	5-2

1955

Record: 4-7

H: 2-3 • **A:** 2-4 • **N:** 0-0

Coach: E.A. Diddle

David Lipscomb	L	2-4
at Belmont	W	5-3
at Middle Tennessee	L	3-5
at David Lipscomb	W	9-4
at Tennessee Tech	L	4-14
Middle Tennessee	W	12-11
Belmont	L	11-14
Murray State	L	3-5
Murray State	W	9-0
at Murray State	L	5-9
at Murray State	L	7-9

1956

Record: 5-7-1

H: 1-3-1 • **A:** 4-4 • **N:** 0-0

Coach: E.A. Diddle

at Murray State	W	7-4
at Murray State	L	0-1
at David Lipscomb	W	14-9
at Middle Tennessee	L	2-3
Evansville	T	6-6
Murray State	L	4-7
at Evansville	W	5-4
David Lipscomb	L	6-8
at Kentucky Wesleyan	W	2-0
Middle Tennessee	W	9-3
Tennessee Tech	L	2-7
at Tennessee Tech	L	5-13
at Middle Tennessee	L	5-7

1957

Record: 10-6

H: 6-0 • **A:** 4-6 • **N:** 0-0

Coach: E.A. Diddle

at David Lipscomb	L	3-18
Murray State	W	1-0
David Lipscomb	W	9-6
at Middle Tennessee	W	7-1
at Murray State	L	4-5
at Murray State	W	6-2
Murray State	W	5-4
at Tennessee Tech	L	6-13
Kentucky Wesleyan	W	10-4
Middle Tennessee	W	13-9
Tennessee Tech	W	8-5
at Kentucky Wesleyan	W	10-4
at Austin Peay	L	4-5
(1) at Morehead State	L	2-3
(1) at Morehead State	W	1-0
(1) at Morehead State	L	2-13
(1) OVC Tournament (Morehead, Ky.)		

1958

Record: 8-4

H: 4-2 • **A:** 4-2 • **N:** 0-0

Coach: Nick Denes		
Hillsdale	W	7-5
Kentucky Wesleyan	W	12-10
Murray State	L	4-7
at Belmont	W	8-7
at Murray State	W	7-5
at East Tennessee	W	4-3
at Middle Tennessee	L	5-6
at Tennessee Tech	W	7-4
at Tennessee Tech	L	3-7
Belmont	W	9-2
Middle Tennessee	L	4-14
Eastern Kentucky	W	4-3

1959

Record: 13-4

H: 6-1 • **A:** 7-3 • **N:** 0-0

Coach: Nick Denes

Hillsdale	W	8-5
Bethel	W	24-2
at Middle Tennessee	L	5-7
Kentucky Wesleyan	W	5-0
Belmont	L	7-13
Union	W	4-0
at Kentucky Wesleyan	W	17-6
Murray State	W	5-3
Middle Tennessee	W	4-0
at Murray State	L	0-5
at Austin Peay	W	17-8
at Bethel	W	9-0
at Union	W	6-5
at Eastern Kentucky	L	0-10
at Morehead State	W	6-5
at Austin Peay	W	6-5
at Belmont	W	9-0

1960

Record: 8-7-1

H: 3-4-1 • **A:** 5-3 • **N:** 0-0

Coach: Nick Denes

at Kentucky Wesleyan	L	3-9
Murray State	W	5-2
Wittenberg	L	3-4
Eastern Kentucky	T	2-2
Hillsdale	W	8-6
at Middle Tennessee	W	8-6
Bellarmine	L	2-5
at Bellarmine	W	4-3
at Belmont	L	6-8
at Austin Peay	L	1-9
Kentucky Wesleyan	W	6-3
East Tennessee	L	2-3
Middle Tennessee	L	5-8
at Tennessee Tech	W	12-4
at Morehead State	W	9-0
at Campbellsville	W	11-5

1961

Record: 9-12

H: 4-8 • **A:** 5-4 • **N:** 0-0

Coach: Nick Denes

Hillsdale	L	2-7
Hillsdale	W	5-4
at Belmont	L	0-13
Austin Peay	W	9-0
Tennessee Tech	L	0-9
Tennessee Tech	L	0-9
Kentucky Wesleyan	L	2-4
Kentucky Wesleyan	L	2-4
at Austin Peay	W	9-0
at Murray State	L	1-6
at Murray State	L	2-5
Campbellsville	L	8-9
Campbellsville	W	6-3
Bellarmine	W	4-2

at Kentucky Wesleyan	W	1-0
at Kentucky Wesleyan	W	4-0
at Tennessee Tech	W	7-5
at Tennessee Tech	L	1-8
Murray State	L	6-7
Murray State	L	8-14
at Bellarmine	W	5-4

1962

Record: 10-13 (4-7 OVC)

H: 7-3 • **A:** 3-10 • **N:** 0-0

3RD IN OVC WESTERN DIVISION

Coach: Nick Denes

Campbellsville	W	20-0
Middle Tennessee	L	1-6
Wheaton	W	4-2
at Austin Peay	L	6-7
at Tennessee Tech	L	9-19
at Tennessee Tech	W	5-2
at Campbellsville	W	8-6
at Campbellsville	W	4-3
Bellarmine	W	5-0
at Murray State	L	6-8
at Murray State	L	4-9
Kentucky Wesleyan	L	1-3
Kentucky Wesleyan	W	6-5
Tennessee Tech	W	6-1
Tennessee Tech	W	5-3
at Bellarmine	L	5-9
at Eastern Kentucky	L	3-7
at Middle Tennessee	L	3-6
at Middle Tennessee	L	1-8
Murray State	W	4-1
Murray State	L	0-4
at Kentucky Wesleyan	L	2-6
at Kentucky Wesleyan	L	2-6

1963

Record: 7-10 (3-5 OVC)

H: 5-4 • **A:** 2-6 • **N:** 0-0

3RD IN OVC WESTERN DIVISION

Coach: Dan King

Kentucky Wesleyan	L	7-8
at Tennessee Tech	L	3-4
Campbellsville	W	11-0
Campbellsville	W	8-7
Belmont	L	3-4
Middle Tennessee	W	4-2
Middle Tennessee	W	4-2
Murray State	L	1-6
Murray State	L	5-11
at Belmont	W	7-1
at Murray State	L	0-5
at Murray State	L	2-7
at Kentucky Wesleyan	L	2-3
at Middle Tennessee	W	7-5
at Middle Tennessee	L	2-8
Bellarmine	W	9-0
at Campbellsville	L	5-6

1964

Record: 8-10 (5-5 OVC)

H: 3-7 • **A:** 5-3 • **N:** 0-0

3RD IN OVC WESTERN DIVISION

Coach: Dan King

Tennessee Tech	L	2-7
Kent State	L	2-8
Middle Tennessee	L	1-2
Middle Tennessee	L	1-2
at Tennessee Tech	L	2-3
at Belmont	L	6-7
at Murray State	L	0-3
at Murray State	W	3-2
David Lipscomb	W	10-3
Kentucky Wesleyan	W	5-4

Kentucky Wesleyan	L	5-8
Belmont	W	16-6
Murray State	L	1-4
Murray State	L	2-5
at Austin Peay	W	5-4
at Austin Peay	W	3-1
at Austin Peay	W	8-7
at Austin Peay	W	13-0

1965

Record: 8-14-1 (5-7 OVC)

H: 5-4-1 • **A:** 3-10 • **N:** 0-0

3RD IN OVC WESTERN DIVISION

Coach: Gene Rhodes

at Middle Tennessee	L	2-19
at Middle Tennessee	W	6-0
Belmont	L	0-5
Austin Peay	W	2-0
Austin Peay	W	5-3
at David Lipscomb	L	5-6
at David Lipscomb	W	4-1
at Belmont	L	1-3
Tennessee Tech	W	3-1
at Kentucky Wesleyan	L	2-5
at Kentucky Wesleyan	L	2-6
Port Huron	W	5-3
Port Huron	T	4-4
at Austin Peay	L	2-4
at Austin Peay	L	7-10
at Murray State	L	0-3
at Murray State	L	1-3
Kentucky Wesleyan	L	1-12
Kentucky Wesleyan	L	1-5
at Bellarmine	W	9-7
Middle Tennessee	L	2-4
Middle Tennessee	W	1-0
at Tennessee Tech	L	6-10

1966

Record: 9-13 (4-6 OVC)

H: 7-8 • **A:** 2-5 • **N:** 0-0

4TH IN OVC WESTERN DIVISION

Coach: Jim Pickens

Bellarmine	W	12-1
at Tennessee Tech	L	2-7
St. Louis	L	5-7
Murray State	W	3-0
Murray State	W	11-9
St. Louis	L	4-18
Campbellsville	W	16-10
Middle Tennessee	L	1-2
Middle Tennessee	L	4-5
Tennessee Tech	W	12-4
at Kentucky Wesleyan	L	1-6
at Kentucky Wesleyan	W	2-1
at Murray State	L	0-5
at Murray State	L	1-2
Kentucky Wesleyan	L	4-7
Kentucky Wesleyan	W	6-5
at Austin Peay	W	5-4
at Austin Peay	L	2-11
David Lipscomb	L	7-11
David Lipscomb	L	12-14
Austin Peay	W	7-0
Austin Peay	L	1-3

1967

Record: 13-16-2 (3-7 OVC)

H: 5-7-1 • **A:** 8-9-1 • **N:** 0-0

3RD IN OVC WESTERN DIVISION

Coach: Jim Pickens

Campbellsville	W	10-2
Bellarmine	W	10-2
Tennessee Tech	L	3-12
Tennessee Tech	T	1-1

at Murray State	L	5-9
at Murray State	L	1-4
at Centre	W	14-4
at Centre	W	12-6
at St. Louis	L	2-3
at St. Louis	W	13-12
at Washington (Mo.)	L	4-13
at Middle Tennessee	W	4-1
at Middle Tennessee	L	4-5
Austin Peay	W	14-6
Austin Peay	W	2-1
at Kentucky	W	N/A
at Bellarmine	W	9-2
Middle Tennessee	L	3-4
Middle Tennessee	L	2-5
Murray State	L	5-7
Murray State	L	3-6
at Campbellsville	W	3-0
Southern Illinois	W	1-0
Southern Illinois	L	1-8
Southern Illinois	L	1-2
at Tennessee Tech	L	2-14
at Tennessee Tech	T	5-5
at Austin Peay	W	4-3
at Austin Peay	L	5-6
at David Lipscomb	L	2-7
at David Lipscomb	L	3-6

1968

Record: 13-11 (5-5 OVC)

H: 8-4 • **A:** 5-7 • **N:** 0-0

2ND IN OVC WESTERN DIVISION

Coach: Jim Pickens

Tennessee Tech	L	4-5
Tennessee Tech	L	1-9
Bellarmine	W	4-3
Campbellsville	W	15-2
Middle Tennessee	L	0-11
Middle Tennessee	L	2-4
Austin Peay	W	5-3
Austin Peay	W	4-0
at David Lipscomb	W	6-4
at David Lipscomb	L	1-6
at Murray State	W	12-4
at Murray State	W	9-6
at Southern Illinois	L	0-4
at Southern Illinois	L	2-11
at Middle Tennessee	L	3-5
at Middle Tennessee	L	3-4
David Lipscomb	W	6-5
David Lipscomb	W	5-1
Centre	W	5-4
Centre	W	3-0
at Austin Peay	W	2-0
at Austin Peay	L	6-7
at Tennessee Tech	L	4-11
at Tennessee Tech	W	7-3

1969

Record: 17-11 (10-1)

H: 10-3 • **A:** 6-8 • **N:** 1-0

OVC WESTERN DIVISION CHAMPIONS

Coach: Jim Pickens

at Middle Tennessee	W	9-0
at Centre	W	3-2
at Centre	L	1-2
(1) vs. Air Force	W	7-6
(1) at Southern Illinois	L	2-7
Kentucky Southern	W	11-0
Kentucky Southern	W	8-3
at Murray State	L	0-1
at Murray State	W	5-2
Southern Illinois	L	3-10
Southern Illinois	L	2-6
Southern Illinois	W	1-0

Murray State	W	7-6
Murray State	W	5-3
Tennessee Tech	W	2-1
Tennessee Tech	L	2-3
at Campbellsville	L	1-4
at Campbellsville	W	6-2
Austin Peay	W	9-5
Austin Peay	W	6-2
at Austin Peay	W	9-0
at Austin Peay	W	11-4
at David Lipscomb	L	0-6
at David Lipscomb	L	8-12
Middle Tennessee	W	4-1
Middle Tennessee	W	2-1
(2) at Morehead State	L	6-7
(2) at Morehead State	L	3-6
(1) Governor's Invitational (Carbon-dale, Ill.)		
(2) OVC Tournament (Morehead, Ky.)		

1970

Record: 18-16-1 (7-4 OVC)

H: 10-4 • **A:** 8-12-1 • **N:** 0-0

2ND IN OVC WESTERN DIVISION

Coach: Jim Pickens

Bellarmine	W	3-0
Bellarmine	W	11-2
at Tennessee Tech	L	0-2
at Tennessee Tech	L	4-11
at Murray State	L	2-5
at Murray State	W	7-2
at Louisville	L	2-7
at Louisville	L	7-8
at Centre	W	21-5
at Centre	W	6-5
at Middle Tennessee	W	7-4
at Middle Tennessee	T	7-7
at David Lipscomb	L	3-5
at David Lipscomb	L	9-10
at St. Louis	L	2-7
Campbellsville	L	1-2
Campbellsville	W	7-2
Murray State	W	5-3
Murray State	L	4-6
at Southern Illinois	W	9-8
at Southern Illinois	L	4-11
Middle Tennessee	W	11-8
Middle Tennessee	W	9-3
Austin Peay	W	6-2
Austin Peay	L	1-2
at Austin Peay	W	4-1
at Austin Peay	L	5-11
Belmont	W	5-2
Belmont	W	3-1
David Lipscomb	L	5-10
David Lipscomb	W	10-3
at Evansville	L	4-5
at Evansville	W	17-7
at Vanderbilt	W	2-0
at Vanderbilt	L	0-6

1971

Record: 12-17 (0-1 OVC)

H: 9-10 • **A:** 3-7 • **N:** 0-0

T-3RD IN OVC WESTERN DIVISION

Coach: Jim Pickens

at Vanderbilt	L	3-9
at Vanderbilt	L	5-9
at Louisville	L	3-4
Louisville	W	4-3
Akron	L	0-2
Akron	W	6-1
at Middle Tennessee	W	18-0
at Middle Tennessee	L	1-2
Austin Peay	L	3-5

Austin Peay	W	5-4
Eastern Kentucky	L	5-6
Eastern Kentucky	W	7-4
at Morehead State	L	4-7
at Morehead State	L	2-6
Tennessee Tech	W	5-1
at Bradley	L	0-4
Vanderbilt	L	0-6
Vanderbilt	L	1-6
Morehead State	L	1-5
Morehead State	L	2-3
Morehead State	L	5-6
Morehead State	W	5-4
at Centre	W	8-1
at Centre	W	5-3
Southern Illinois	L	3-4
Southern Illinois	L	1-2
Southern Illinois	W	7-6
Middle Tennessee	W	7-5
Middle Tennessee	W	5-4

1972

Record: 14-11

H: 10-5 • **A:** 4-6 • **N:** 0-0

NO CONFERENCE PLAY IN 1972

Coach: Jim Pickens

Wittenberg	L	4-12
at Austin Peay	W	2-1
at Austin Peay	L	0-12
Tennessee Tech	W	6-2
Tennessee Tech	L	2-8
Capital	W	8-3
Capital	W	6-5
at Vanderbilt	L	0-6
Campbellsville	W	6-4
Campbellsville	W	5-3
at Tennessee Tech	W	5-3
at Tennessee Tech	W	6-1
at Middle Tennessee	W	8-1
Austin Peay	W	4-2
Austin Peay	L	3-6
Vanderbilt	L	4-5
Centre	W	6-1
Centre	W	7-5
David Lipscomb	W	5-4
Middle Tennessee	W	6-2
at Eastern Kentucky	L	4-5
at Eastern Kentucky	L	0-1
Murray State	L	2-3
at Southern Illinois	L	3-8
at Southern Illinois	L	3-6

1972-73

Record: 21-23 (3-9 OVC)

H: 13-9 • **A:** 8-14 • **N:** 0-0

4TH IN OVC WESTERN DIVISION

Coach: Jim Pickens

Fall		
Eastern Kentucky	L	4-5
Eastern Kentucky	W	7-0
at Eastern Kentucky	W	3-2
at Eastern Kentucky	L	0-1
at Tennessee Tech	W	3-1
at Tennessee Tech	W	11-5
Morehead State	W	5-4
Morehead State	L	1-2
Middle Tennessee	W	10-4
Middle Tennessee	W	3-2
Tennessee Tech	W	2-1
Tennessee Tech	W	7-1
Murray State	L	0-2
Murray State	L	3-9
at Austin Peay	L	1-2
at Austin Peay	W	5-2
Spring		

Louisville	L	8-9
Louisville	W	7-2
at David Lipscomb	L	0-13
at David Lipscomb	L	1-4
at Middle Tennessee	L	1-2
at Middle Tennessee	L	0-1
at Tennessee Tech	L	2-3
at Tennessee Tech	W	1-0
Campbellsville	W	6-1
Campbellsville	W	10-2
Bellarmine	L	5-7
Bellarmine	W	8-0
Austin Peay	L	2-3
Austin Peay	L	3-4
at Vanderbilt	L	4-5
at Vanderbilt	L	5-9
Tennessee Tech	W	3-0
Tennessee Tech	W	7-4
at Murray State	L	2-12
at Murray State	L	0-3
at Campbellsville	W	5-1
at Campbellsville	W	7-0
at Bellarmine	L	0-2
at Bellarmine	L	4-5
at Louisville	W	3-0
at Louisville	L	3-7
Kentucky Wesleyan	W	5-4
Kentucky Wesleyan	L	2-6

1973-74

Record: 30-18-1 (6-6 OVC)

H: 17-10 • **A:** 13-8-1 • **N:** 0-0

3RD IN OVC WESTERN DIVISION

Coach: Jim Pickens

Fall		
Kentucky Wesleyan	W	3-0
Kentucky Wesleyan	W	8-2
at Eastern Kentucky	W	8-1
at Eastern Kentucky	T	1-1
at Kentucky Wesleyan	W	6-1
at Kentucky Wesleyan	L	3-4
at Tennessee Tech	W	8-6
at Tennessee Tech	L	3-5
Eastern Kentucky	W	8-1
Eastern Kentucky	W	5-2
Tennessee Tech	W	8-6
Tennessee Tech	L	3-5
at Middle Tennessee	W	2-1
at Middle Tennessee	L	5-10
at Murray State	W	6-1
at Murray State	L	2-8
Morehead State	W	11-10
Morehead State	L	6-8
Austin Peay	L	3-5
Austin Peay	W	4-3
Spring		
Vanderbilt	L	1-7
Vanderbilt	W	9-3
David Lipscomb	W	4-3
David Lipscomb	L	4-6
Louisville	W	4-3
Louisville	W	9-8
at Louisville	W	14-7
at Louisville	W	6-1
Bellarmine	W	1-0
Bellarmine	W	5-4
at David Lipscomb	L	1-9
at David Lipscomb	W	8-3
Union (Tenn.)	W	7-6
Murray State	L	3-9
Murray State	W	5-3
at Centre	L	4-7
at Centre	W	10-2
at Austin Peay	L	8-15
at Austin Peay	W	6-3

YEAR-BY-YEAR RESULTS

Kentucky Wesleyan	W	13-7
Kentucky Wesleyan	L	4-6
Middle Tennessee	W	8-7
Middle Tennessee	L	2-8
at Kentucky Wesleyan	W	11-5
at Kentucky Wesleyan	W	13-6
at Bellarmine	L	7-8
at Bellarmine	W	7-6
Southern Illinois	L	4-8
Southern Illinois	L	1-8

1974-75

Record: 21-26 (4-7 OVC)

H: 15-9 • **A:** 6-17 • **N:** 0-0

3RD IN OVC WESTERN DIVISION

Coach: Jim Pickens

Fall

Kentucky Wesleyan	W	4-2
Kentucky Wesleyan	W	8-2
Campbellsville	W	6-1
Campbellsville	W	3-2
at Kentucky Wesleyan	W	6-5
at Kentucky Wesleyan	L	1-6
Indiana State-Evansville	W	2-1
Indiana State-Evansville	W	6-2
Eastern Kentucky	W	7-3
Eastern Kentucky	L	3-4
Evansville	L	1-2
Evansville	W	1-0
Middle Tennessee	W	6-2
Middle Tennessee	W	2-1
at Campbellsville	W	17-6
at Campbellsville	W	16-7
Murray State	L	2-11
Murray State	L	2-3
at Austin Peay	L	2-9
at Austin Peay	W	4-3

Spring

at Eastern Kentucky	L	4-5
at Eastern Kentucky	L	10-11
at Louisville	L	2-12
at Louisville	L	3-8
Louisville	L	3-4
Louisville	L	5-6
Vanderbilt	L	6-8
Vanderbilt	W	5-4
at Kentucky	L	2-6
at Kentucky	L	1-2
at Murray State	L	9-10
at Murray State	L	3-17
at Union (Tenn.)	W	5-0
at Union (Tenn.)	W	19-7
Austin Peay	L	7-10
Austin Peay	W	6-0
at Vanderbilt	L	1-5
at Vanderbilt	L	4-12
at David Lipscomb	L	10-22
at David Lipscomb	L	1-5
Bellarmine	W	7-1
Bellarmine	L	0-3
at Middle Tennessee	L	1-3
Centre	W	8-0
Centre	W	3-2
at Southern Illinois	L	1-6
at Southern Illinois	L	4-5

1975-76

Record: 12-24 (2-8 OVC)

H: 7-5 • **A:** 5-19 • **N:** 0-0

4TH IN OVC WESTERN DIVISION

Coach: Jim Pickens

Fall

at Kentucky Wesleyan	L	1-6
at Kentucky Wesleyan	L	2-3

at Indiana State-Evansville	L	4-6
at Indiana State-Evansville	W	7-3
Kentucky Wesleyan	W	5-4
Kentucky Wesleyan	W	17-6
Indiana State-Evansville	W	10-2
Indiana State-Evansville	W	5-1
Spring		
at Valdosta State	L	3-8
at Valdosta State	L	1-5
at Virginia	W	5-3
at Mercer	L	3-5
at Jacksonville	L	5-6
at Jacksonville	L	5-6
at Vanderbilt	L	7-8
Vanderbilt	W	8-2
at Louisville	W	12-11
at Louisville	L	4-26
Murray State	L	1-5
at Murray State	L	0-5
David Lipscomb	L	4-7
David Lipscomb	W	6-4
at Middle Tennessee	L	3-5
at Middle Tennessee	L	3-5
at Middle Tennessee	L	0-3
at Middle Tennessee	L	3-4
at Austin Peay	W	7-0
at Austin Peay	W	2-1
at Murray State	L	4-6
at Murray State	L	4-10
Southern Illinois	L	4-6
Southern Illinois	L	3-6
Kentucky Wesleyan	L	0-4
Kentucky Wesleyan	W	7-0
at Kentucky Wesleyan	L	4-5
at Kentucky Wesleyan	L	6-7

1977

Record: 20-23-1 (2-10 OVC)

H: 10-8 • **A:** 10-15-1 • **N:** 0-0

4TH IN OVC WESTERN DIVISION

Coach: Barry Shollenberger

at Campbellsville	W	20-0
at Mercer	L	3-8
at Tennessee Tech	W	7-1
at Mercer	L	6-7
at Tennessee Tech	W	6-0
at Valdosta State	L	2-4
at Mercer	L	4-9
at Gerogia Southwestern	W	2-1
at Jacksonville State	L	1-8
at Louisville	L	3-4
Evansville	L	10-13
at Austin Peay	L	0-5
at Austin Peay	W	7-4
Western Michigan	W	3-2
Louisville	L	3-4
Louisville	L	4-5
at Kentucky Wesleyan	W	11-8
at Kentucky Wesleyan	W	10-0
David Lipscomb	W	8-2
Indiana-Purdue	W	11-3
Murray State	L	1-4
Middle Tennessee	L	1-5
Middle Tennessee	L	2-5
Bellarmine	W	5-3
Bellarmine	W	10-5
at Middle Tennessee	L	0-3
at Middle Tennessee	L	1-5
at Bellarmine	W	8-7
at Bellarmine	W	13-6
Kentucky Wesleyan	W	9-6
Kentucky Wesleyan	L	0-2
Austin Peay	W	5-2
Austin Peay	L	1-3
at David Lipscomb	L	5-7

at Evansville	L	5-6
at Murray State	L	2-10
at Murray State	L	6-12
at Vanderbilt	W	7-5
at Vanderbilt	T	3-3
at Southern Illinois	L	0-7
Trevecca	W	8-1
Eastern Kentucky	W	4-3
Eastern Kentucky	W	9-3
at Murray State	L	12-13

1978

Record: 26-19-1 (8-3-1 OVC)

H: 17-8-1 • **A:** 10-5-1 • **N:** 0-0

OVC WESTERN DIVISION CHAMPIONS

Coach: Barry Shollenberger

at Georgia Southern	W	8-3
at Miami (Fla.)	L	2-3
at Florida State	L	4-13
at Florida State	L	3-16
Ohio	W	13-11
at Columbus (Ga.)	L	2-3
Iowa	W	8-7
Iowa	W	8-5
Grand Valley State	W	11-6
Grand Valley State	L	4-9
Eastern Illinois	W	11-8
Eastern Illinois	L	1-5
Eastern Illinois	L	4-10
at Louisville	L	2-10
at Louisville	W	15-10
Evansville	W	5-0
Murray State	W	3-2
Murray State	W	4-3
Kentucky Wesleyan	W	12-3
Kentucky Wesleyan	W	14-0
at Middle Tennessee	W	12-1
at Middle Tennessee	W	6-5
Indiana-Purdue	W	9-0
Campbellsville	W	15-4
Middle Tennessee	W	2-0
Middle Tennessee	W	7-1
Tennessee State	W	16-4
at Austin Peay	L	7-10
at Austin Peay	W	7-3
at David Lipscomb	L	8-9
at Murray State	L	2-6
at Murray State	W	7-4
Austin Peay	L	0-2
Austin Peay	T	2-2
at Morehead State	L	2-9
at Morehead State	L	10-14
at Kentucky	W	4-2
David Lipscomb	W	12-8
Southern Illinois	L	6-7
Southern Illinois	L	7-10
at Trevecca	L	0-5
at Kentucky Wesleyan	W	17-0
at Kentucky Wesleyan	W	10-0
(1) East Tennessee	W	8-4
(1) East Tennessee	L	2-3
(1) East Tennessee	L	5-7
<i>(1) OVC Tournament (Bowling Green, Ky.)</i>		

1979

Record: 31-22-1 (10-10 OVC)

H: 18-8-1 • **A:** 13-14 • **N:** 0-0

5TH IN OVC STANDINGS

Coach: Barry Shollenberger

M7 at Alabama	L	2-9
M7 at Alabama	W	10-1
M8 at Auburn	L	1-17
M9 at Columbus (Ga.)	W	6-1
M9 at Columbus (Ga.)	W	7-2

M10 at Georgia Southern	L	3-23
M11 at Jacksonville	W	13-5
M12 at Florida	L	2-3
M13 at Florida	L	3-4
M15 at Canisius	W	17-4
M16 at South Florida	L	1-4
M17 at Florida State	L	4-14
M26 Ferris State	W	9-1
M26 Ferris State	W	6-1
M27 Ferris State	W	7-3
M27 Ferris State	W	4-3
M29 Eastern Illinois	W	4-0
M29 Eastern Illinois	W	7-1
M30 Eastern Illinois	W	9-4
M31 at Middle Tennessee	L	4-5
M31 at Middle Tennessee	L	1-7
A3 Louisville	W	6-2
A3 Louisville	L	1-2
A6 David Lipscomb	L	3-10
A6 David Lipscomb	L	6-10
A7 Eastern Kentucky	W	3-0
A7 Eastern Kentucky	L	3-4
A8 at Austin Peay	L	2-3
A11 Murray State	W	1-0
A11 Murray State	T	5-5
A4 Middle Tennessee	W	4-1
A14 Middle Tennessee	W	2-0
A17 at Louisville	W	4-2
A17 at Louisville	W	4-3
A18 at Tennessee Tech	W	11-1
A18 at Tennessee Tech	W	15-0
A19 Northeastern Illinois	W	12-0
A19 Northeastern Illinois	W	10-7
A20 Northeastern Illinois	W	13-3
A21 at Morehead State	L	12-13
A21 at Morehead State	L	7-11
A22 at Eastern Kentucky	W	16-6
A22 at Eastern Kentucky	W	12-1
A24 Kentucky Wesleyan	W	6-3
A24 Kentucky Wesleyan	L	2-7
A25 Austin Peay	W	7-1
A25 Austin Peay	L	3-4
A28 Morehead State	W	6-4
A28 Morehead State	L	4-7
A29 at Murray State	L	4-10
A29 at Murray State	L	2-3
M1 at Ky. Wesleyan	W	13-7
M1 vs. St. Joseph's (Ind.)	W	13-6
M2 Kentucky	L	1-2

1980

Record: 47-13-1 (17-3 OVC)

H: 24-4-1 • **A:** 18-9 • **N:** 5-0

OVC CHAMPIONS

NCAA TOURNAMENT

Coach: Joel Murrie

M9 Evansville	W	4-2
M9 Evansville	T	4-4
M15 (1) vs. Ky. Wesleyan	W	12-1
M15 (1) vs. Ky. Wesleyan	W	17-0
M16 at Valdosta State	L	0-10
M16 at Valdosta State	W	7-3
M17 at Florida	L	7-8
M18 at Florida	L	15-16
M19 at South Florida	W	5-2
M20 at Tampa	L	9-14
M21 vs. Ill. Benedictine	W	10-0
M21 at Valdosta State	W	8-6
M22 at Columbus (Ga.)	W	13-4
M22 at Columbus (Ga.)	L	5-6
M23 at Troy State	W	4-3
M27 Indiana Southeast	W	14-5
M29 at Middle Tennessee	W	3-0
M29 at Middle Tennessee	W	5-1
A1 Louisville	W	8-3

A1	Louisville	W	3-2
A2	at Ky. Wesleyan	W	7-2
A2	at Ky. Wesleyan	W	4-0
A3	McKendree	W	1-0
A4	McKendree	W	18-4
A4	McKendree	W	3-1
A5	Eastern Kentucky	W	4-1
A5	Eastern Kentucky	W	20-0
A6	at Austin Peay	W	5-4
A6	at Austin Peay	W	9-8
A7	Quincy (Ill.)	W	14-4
A7	Quincy (Ill.)	W	6-1
A9	Thomas More	W	20-3
A9	Thomas More	W	7-1
A10	Murray State	L	0-5
A10	Murray State	L	6-8
A12	Middle Tennessee	W	6-1
A12	Middle Tennessee	W	5-2
A17	at Tennessee Tech	W	9-3
A17	at Tennessee Tech	W	7-3
A19	at Morehead State	W	20-4
A19	at Morehead State	W	14-11
A20	at Eastern Kentucky	W	6-5
A20	at Eastern Kentucky	W	12-8
A22	at Kentucky	L	0-3
A22	at Kentucky	L	5-6
A24	Austin Peay	W	5-3
A24	Austin Peay	W	16-1
A26	Morehead State	W	9-2
A26	Morehead State	L	4-9
A30	Kentucky	W	10-6
M1	(2) Middle Tennessee	L	5-8
M2	(2) Morehead State	W	1-0
M2	(2) Middle Tennessee	W	8-2
M3	(2) Murray State	W	10-5
M3	(2) Murray State	W	11-8
M6	Campbellsville	W	12-11
M8	at David Lipscomb	W	10-7
M22	(3) vs. Vanderbilt	W	15-4
M24	(3) at Florida State	L	7-19
M24	(3) vs. New Orleans	W	4-3
M25	(3) at Florida State	L	5-10

(1) Valdosta, Ga.
(2) OVC Tournament (Bowling Green, Ky.)
(3) NCAA South Regional (Tallahassee, Fla.)

1981

Record: 41-18 (9-3 OVC)
H: 22-7 • **A:** 15-10 • **N:** 4-1

OVC NORTHERN DIVISION CHAMPIONS

Coach: Joel Murrie

M6	at UAB	L	1-5
M7	at Albion College	W	17-0
M8	at North Alabama	W	14-1
M8	at North Alabama	W	4-2
M9	(1) vs. Marietta (Ga.)	L	6-9
M10	(2) vs. Olivet	W	2-1
M11	(1) vs. Missouri	W	5-4
M11	(1) vs. Butler	W	7-2
M12	(1) vs. Valparaiso	W	6-0
M13	at Troy State	L	5-10
M14	at Alabama	L	8-13
M15	at Alabama	L	1-2
M18	at Ind. State-Evans.	W	7-4
M18	at Ind. State-Evans.	L	7-8
M19	Wayne State	W	15-8
M19	Wayne State	W	11-3
M20	Wayne State	W	19-2
M20	Wayne State	W	8-3
M21	vs. Iowa	W	9-1
M21	at Murray State	W	13-11
M23	at David Lipscomb	L	0-4
M24	at Kentucky	L	3-8

M26	Aurora	W	8-5
M26	Aurora	W	7-0
M28	Aurora	W	10-0
M28	Aurora	W	12-1
M29	Austin Peay	L	1-9 (f)
M31	Louisville	W	5-2
M31	Louisville	W	5-2
A2	Tennessee State	L	2-10
A5	Akron	W	3-2
A5	Akron	W	13-2
A6	Alabama	W	10-8
A7	Kentucky Wesleyan	W	7-3
A7	Kentucky Wesleyan	W	9-0
A8	at Indiana Southeast	W	14-10
A8	at Indiana Southeast	L	2-6
A11	at Eastern Kentucky	W	3-1
A11	at Eastern Kentucky	W	18-6
A12	at Morehead State	W	20-10
A13	Evansville	W	7-2
A13	Evansville	W	10-0
A14	at Louisville	W	11-3
A14	at Louisville	L	8-11
A16	Eastern Kentucky	L	0-4
A17	Eastern Kentucky	W	11-6
A18	Morehead State	W	5-0
A18	Morehead State	W	7-3
A21	Kentucky	L	4-6
A21	Kentucky	L	1-7
A25	at Akron	L	4-5
A25	at Akron	W	7-6
A26	at Morehead State	L	6-17
A28	at Kentucky Wesleyan	W	15-5
A28	at Kentucky Wesleyan	W	14-2
A30	(3) Austin Peay	L	9-12(f)
A30	(3) Eastern Kentucky	L	8-11
M4	at Campbellsville	W	11-4
M5	at Alabama	L	1-9

(1) Panama City, Fla.
(2) Marianna, Fla.
(3) OVC Tournament, Bowling Green, Ky.
(f) Forfeit

1982

Record: 37-10 (11-3 OVC)
H: 22-7 • **A:** 15-3 • **N:** 0-0

OVC SOUTHERN DIVISION CHAMPIONS

Coach: Joel Murrie

M6	at Georgia Tech	L	5-8
M7	at Georgia Tech	W	6-3
M9	at Alabama	W	9-4
M10	at Alabama	W	5-2
M12	St. Xavier (Ill.)	W	3-0
M12	St. Xavier (Ill.)	W	6-1
M13	St. Xavier (Ill.)	L	6-9
M14	Indiana	W	9-1
M17	Indiana Southeast	W	10-0
M17	Indiana Southeast	W	7-0
M19	Cleveland State	W	2-0
M20	Indiana State	L	4-8
M20	Indiana State	W	7-6
M21	Indiana St.-Evans.	W	11-3
M21	Indiana St.-Evans.	W	12-3
M23	at Evansville	L	5-6
M23	at Evansville	W	9-1
M26	Aurora College	W	12-0
M26	Aurora College	W	16-4
M27	Aurora College	W	6-3
M27	Aurora College	W	16-2
M28	Grand Valley State	L	7-8
M29	at Louisville	W	12-2
M29	at Louisville	W	9-7
A1	Austin Peay	W	6-5
A1	Austin Peay	W	4-3
A3	at Tennessee Tech	W	19-0

A3	at Tennessee Tech	W	9-4
A7	at Middle Tennessee	W	5-2
A7	at Middle Tennessee	L	1-5
A10	Tennessee Tech	W	3-0
A10	Tennessee Tech	L	4-5
A12	at Ky. Wesleyan	W	7-3
A12	at Ky. Wesleyan	W	20-0
A13	Kentucky Wesleyan	W	13-2
A13	Kentucky Wesleyan	W	3-2
A15	at Murray State	W	9-5
A15	at Murray State	W	6-5
A18	Middle Tennessee	L	0-3
A18	Middle Tennessee	W	5-4
A21	at Austin Peay	W	7-0
A21	at Austin Peay	W	2-1
A23	Tennessee State	W	16-3
A30	(1) Morehead State	L	5-6
M1	(1) Eastern Kentucky	W	6-3
M1	(1) Morehead State	W	9-4
M2	(1) Middle Tennessee	L	6-9

(1) OVC Tournament (Bowling Green, Ky.)

1983

Record: 26-22 (6-10 SBC)
H: 13-11 • **A:** 12-10 • **N:** 1-1

3RD IN SBC WEST DIVISION

Coach: Joel Murrie

F26	Ball State	L	5-6
F26	Ball State	W	9-4
M3	Middle Tennessee	W	4-3
M4	at Georgia State	L	5-10
M6	at Central Florida	W	8-2
M7	at Central Florida	L	0-1
M8	at Central Florida	W	5-3
M9	at Central Florida	L	10-11
M10	(1) vs. Temple	L	7-12
M11	(1) vs. Temple	W	6-5
M12	at South Florida*	W	5-2
M12	at South Florida*	L	2-3
M13	at South Florida*	L	7-11
M15	Bellarmine	W	6-5
M15	Bellarmine	L	0-5
M16	at Middle Tennessee	W	11-8
M17	Huntington College	W	13-8
M19	Illinois State	L	6-8
M20	Huntington College	W	17-9
M20	Huntington College	W	15-10
M23	Vanderbilt	L	2-3
M24	Ferris State	L	4-11
M24	Ferris State	L	8-9
M26	South Alabama*	L	1-7
M27	South Alabama*	W	12-10
M27	South Alabama*	L	4-14
M28	Kentucky Wesleyan	W	7-0(f)
M28	Kentucky Wesleyan	W	7-0(f)
M30	at Tennessee State	W	5-4
M31	Austin Peay	L	4-5
A4	at Indiana State	W	9-8
A4	at Indiana State	L	1-4
A9	at UAB*	L	5-11
A9	at UAB*	W	9-2
A10	at UAB*	W	9-7
A12	at Austin Peay	W	21-15
A14	at Vanderbilt	W	8-1
A16	at South Alabama*	L	6-7
A16	at South Alabama*	L	2-8
A17	at South Alabama*	L	5-7
A21	Campbellsville	W	5-4
A24	UAB*	L	7-9
A24	UAB*	W	10-7
A28	Tennessee State	W	14-5
M1	South Florida*	L	3-5
M1	South Florida*	W	5-0
M8	at Louisville	W	10-9

M8	at Louisville	W	5-3
----	---------------	---	-----

* Sun Belt Conference Game
(1) Tampa, Fla.
(f) Forfeit

1984

Record: 23-29-2 (6-10 SBC)
H: 13-12-1 • **A:** 8-16-1 • **N:** 2-1

4TH IN SBC WEST DIVISION

Coach: Joel Murrie

F25	IUPUI	W	5-2
F25	IUPUI	W	8-4
F26	IUPUI	W	7-4
F26	IUPUI	L	3-5
M2	at Troy State	L	8-13
M3	at Troy State	L	4-10
M4	at Washington (Mo.)	W	3-0
M5	(1) vs. Villanova	W	6-4
M6	(1) vs. St. Josephs (Pa)	L	0-4
M6	at Rollins	T	8-8
M7	(1) vs. LaSalle	W	16-4
M8	at Central Florida	L	2-12
M9	at South Florida*	W	8-5
M10	at South Florida*	W	2-1
M11	at South Florida*	L	1-5
M14	Middle Tennessee	L	1-4
M15	at Bellarmine	L	4-7
M16	Illinois State	W	5-4
M16	Xavier	L	3-8
M18	Illinois State	L	4-5
M18	Illinois State	L	1-8
M24	at South Alabama*	L	10-11
M24	at South Alabama*	L	4-10
M25	at South Alabama*	L	2-5
M27	Vanderbilt	W	7-6
M29	at Austin Peay	L	1-2
M31	Eastern Kentucky	W	5-3
M31	Eastern Kentucky	L	4-8
A2	Indiana State	W	3-2
A2	Indiana State	T	2-2
A4	Louisville	L	8-13
A4	Louisville	L	1-2
A7	at UAB*	L	0-1
A8	at UAB*	L	3-5
A9	at Samford	W	11-5
A10	at Louisville	L	2-12
A10	at Louisville	W	14-9
A11	Austin Peay	W	13-9
A12	Tennessee State	W	21-1
A14	South Alabama*	L	4-9
A14	South Alabama*	L	11-12
A15	South Alabama*	L	8-12
A17	at Cumberland (Tenn.)	W	5-2
A17	at Cumberland (Tenn.)	W	1-0
A18	at Tennessee State	W	3-0
A21	UAB*	W	5-2
A21	UAB*	W	6-5
A22	UAB*	W	14-12
A25	at Vanderbilt	L	7-8
A26	at Cumberland (Tenn.)	L	4-5
A28	South Florida*	L	4-5
A28	South Florida*	W	7-3
M6	at Eastern Kentucky	L	1-4
M6	at Eastern Kentucky	L	4-7

* Sun Belt Conference Game
(1) Orlando, Fla.

1985

Record: 43-20 (14-4 SBC)
H: 24-6 • **A:** 17-10 • **N:** 2-4

SBC WEST DIVISION CHAMPIONS

Coach: Joel Murrie

F23	at Georgia	W	4-3
F24	at Georgia	W	9-4
F28	at Cumberland (Tenn.)	W	11-2

YEAR-BY-YEAR RESULTS

F28 at Cumberland (Tenn.)	W	3-2
M1 Middle Tennessee	W	12-1
M2 Middle Tennessee	W	13-9
M7 Evansville	W	3-1
M7 Evansville	L	2-8
M9 (1) at Troy State	L	5-8
M10 (1) at Troy State	W	19-3
M11 at Florida State	L	5-11
M11 at Florida State	W	10-6
M13 (2) vs. Valparaiso	L	5-6
M14 (3) vs. Marietta (Ga.)	L	4-5
M15 at South Alabama*	W	16-1
M17 at South Alabama*	W	2-1
M17 at South Alabama*	L	5-6
M19 Tennessee	W	4-3
M20 Tennessee	W	11-4
M21 Vanderbilt	L	9-16
M22 Huntington (Ind.)	W	10-2
M23 Huntington (Ind.)	W	15-1
M24 Bowling Green State	W	2-1
M26 at Vanderbilt	L	3-8
M29 at South Florida*	W	6-5
M30 at South Florida*	L	6-11
M31 at South Florida*	W	9-0
A2 Indiana State	W	4-0
A2 Indiana State	L	6-16
A3 at Austin Peay	W	5-3
A4 Middle Tennessee	W	7-6
A5 St. Mary's (Minn.)	W	4-1
A6 UAB*	W	7-6
A6 UAB*	W	7-3
A7 UAB*	W	8-0
A8 Cumberland (Tenn.)	L	5-13
A10 Samford	W	5-2
A10 Samford	W	9-1
A11 Bellarmine	W	5-4
A12 South Alabama*	W	10-3
A13 South Alabama*	W	15-9
A14 South Alabama*	L	10-13
A16 at Middle Tennessee	W	8-4
A18 Cumberland (Tenn.)	W	6-1
A20 at UAB*	L	1-12
A20 at UAB*	W	10-7
A21 at UAB*	W	11-8
A22 at Samford	W	8-5
A23 at Louisville	W	19-15
A24 at Indiana State	L	5-7
A24 at Indiana State	W	6-5
A25 Louisville	W	7-6
A27 South Florida*	W	10-4
A28 South Florida*	W	11-5
A29 South Florida	W	13-7
A30 at Morehead State	L	4-8
M3 Kentucky	L	4-7
M4 (4) vs. Kentucky	L	4-5
M5 at Kentucky	L	3-4
M12 (5) vs. Jacksonville	L	10-11
M13 (5) vs. South Florida	W	8-6
M13 (5) vs. Jacksonville	W	7-4
M14 (5) at Old Dominion	L	10-11

* Sun Belt Conference Game

- (1) Dothan, Ala.
- (2) Panama City, Fla.
- (3) Paintsville, Ky.
- (4) Elizabethtown, Ky.
- (5) Sun Belt Tournament (Norfolk, Va.)

1986

Record: 29-31-1 (4-13 SBC)

H: 19-7-1 • **A:** 7-22 • **N:** 3-2

4TH IN SBC WEST DIVISION

Coach: Joel Murrie

F21 at Alabama	L	5-22
F22 at Alabama	W	13-12

F23 at Alabama	L	5-8
M1 at Cumberland (Tenn.)	L	2-3
M1 at Cumberland (Tenn.)	W	4-3
M2 Middle Tennessee	W	2-1
M3 Lincoln (Mo.)	W	12-8
M4 at David Lipscomb	W	12-5
M5 Lincoln (Mo.)	W	14-1
M5 Lincoln (Mo.)	W	14-0
M7 at Georgia Tech	L	8-10
M8 at Jacksonville	L	6-10
M9 at Jacksonville	L	11-12
M10 at Jacksonville	L	3-11
M11 (1) vs. SMS	W	15-0
M12 (1) vs. SMS	L	5-6
M14 at South Florida*	L	4-8
M16 at South Florida*	L	2-4
M16 at South Florida*	L	1-2
M21 at South Alabama*	L	1-3
M22 at South Alabama*	L	5-8
M23 at South Alabama*	L	4-7
M25 David Lipscomb	T	3-3
M26 at Bellarmine	W	6-4
M28 at Middle Tennessee	W	8-7
M29 at UAB*	L	2-5
M29 at UAB*	L	4-7
M30 at UAB*	L	4-8
A1 Vanderbilt	L	3-6
A3 Middle Tennessee	W	3-2
A4 South Florida*	L	3-6
A5 South Florida*	L	1-5
A5 South Florida*	L	10-11
A8 Bellarmine	W	14-5
A9 at Tennessee	L	2-5
A11 South Alabama*	W	8-4
A12 South Alabama*	W	10-6
A13 South Alabama*	W	10-9
A15 at Austin Peay	L	5-6
A16 Cumberland (Tenn.)	W	11-8
A17 at Louisville	L	1-4
A19 UAB*	W	3-2
A19 UAB*	L	3-6
A23 Franklin (Ind.)	W	9-0(f)
A23 Franklin (Ind.)	W	9-0(f)
A28 at Tennessee Tech	W	3-2
A29 Austin Peay	W	7-2
A30 at Vanderbilt	L	8-13
M1 at Evansville	W	8-6
M1 at Evansville	L	1-3
M2 Tennessee Tech	L	5-7
M3 Morehead State	W	8-4
M3 Morehead State	W	11-2
M4 Morehead State	W	7-6
M10 Columbus (Ga.)	W	10-2
M10 Columbus (Ga.)	L	2-4
M11 Columbus (Ga.)	W	7-3
M13 (2) vs. Jacksonville	W	7-5
M14 (2) vs. Old Dominion	W	5-0
M15 (2) at South Florida	L	1-9
M16 (2) vs. Old Dominion	L	3-17

* Sun Belt Conference Game

- (1) Jacksonville, Fla.
- (2) Sun Belt Tournament (Tampa, Fla.)
- (f) Forfeit

1987

Record: 28-28 (9-9 SBC)

H: 17-5 • **A:** 10-19 • **N:** 1-4

T-2ND IN SBC WEST DIVISION

Coach: Joel Murrie

F20 at Alabama	W	10-4
F21 at Alabama	L	5-6
F25 David Lipscomb	W	10-2
M2 at Middle Tennessee	L	4-7
M3 Cumberland (Tenn.)	W	10-5

M4 Middle Tennessee	W	11-5
M5 at Bellarmine	W	6-1
M7 at Houston	W	4-1
M7 at Houston	W	5-3
M8 at Houston	L	5-6
M9 at Houston	W	3-2
M10 at Texas A&M	W	4-1
M11 at Texas	L	6-18
M12 at Baylor	L	5-11
M13 at Baylor	L	6-8
M14 at Arkansas	L	3-8
M15 at Arkansas	L	2-5
M20 Illinois	L	7-10
M21 Illinois	L	4-6
M22 Illinois	W	12-9
M23 Cumberland (Tenn.)	W	7-4
M24 Bellarmine	W	4-1
M28 at UAB*	L	3-4
M28 at UAB*	L	5-6
M29 at UAB*	L	2-3
A1 at Cumberland (Tenn.)	W	17-3
A3 at South Florida*	L	1-3
A4 at South Florida*	L	0-4
A5 at South Florida*	W	12-11
A7 Vanderbilt	L	5-11
A8 at Middle Tennessee	L	4-5
A10 South Alabama*	W	14-8
A11 South Alabama*	W	3-1
A12 South Alabama*	W	14-5
A17 USC Upstate	W	6-3
A18 UAB*	W	4-0
A18 UAB*	W	9-8
A19 UAB*	L	5-10
A21 at Vanderbilt	L	0-6
A22 at Tennessee Tech	L	3-12
A24 at South Alabama*	L	5-14
A25 at South Alabama*	L	6-7
A26 at South Alabama*	L	2-6
A28 Evansville	W	10-9
A28 Evansville	L	5-14
A29 Austin Peay	W	10-8
M1 South Florida*	W	11-10
M2 South Florida*	W	13-6
M3 South Florida*	W	9-6
M9 (1) vs. NC State	L	0-4
M10 at UNC Charlotte	W	9-4
M11 (1) vs. Memphis State	L	3-13
M14 (2) at Old Dominion	W	8-4
M15 (2) vs. South Alabama	W	8-2
M16 (2) vs. South Alabama	L	3-9
M16 (2) vs. South Alabama	L	11-16

* Sun Belt Conference Game

(1) Charlotte, N.C.

(2) Sun Belt Tournament (Norfolk, Va.)

1988

Record: 43-21 (14-4 SBC)

H: 27-9 • **A:** 16-12 • **N:** 0-0

SBC WEST DIVISION CHAMPIONS

Coach: Joel Murrie

F14 at Samford	W	14-7
F20 at Alabama	L	0-7
F21 at Alabama	L	3-9
F23 Louisville	W	9-8
F24 at Middle Tennessee	L	3-4
F27 Morehead State	W	11-10
F27 Morehead State	W	9-2
F28 Morehead State	W	11-0
M1 at Southern Indiana	W	9-6
M2 Southern Indiana	W	4-2
M5 at Houston	L	1-9
M6 at Houston	W	5-3
M7 at Houston	W	8-5
M11 at Rice	L	2-8
M12 at Rice	L	11-14

M15 St. Louis	W	3-0
M15 St. Louis	W	8-1
M15 St. Louis	W	9-0 (f)
M16 at Bellarmine	L	5-6
M17 at Cumberland (Tenn.)	W	17-5
M19 Xavier	W	15-13
M20 Xavier	W	6-5
M20 Xavier	W	3-1
M21 at David Lipscomb	L	2-4
M22 Cumberland (Tenn.)	W	11-6
M23 Eastern Kentucky	L	8-9
M24 at Eastern Kentucky	W	9-2
M26 Eastern Illinois	L	5-7
M27 Eastern Illinois	W	6-3
M27 Eastern Illinois	W	7-6
M28 Samford	W	12-2
M29 Bellarmine	W	11-5
A1 at South Alabama*	W	7-4
A3 at South Alabama*	L	1-11
A3 at South Alabama*	L	3-7
A5 at Austin Peay	W	26-13
A6 at Vanderbilt	L	5-6
A7 Kentucky	L	3-7
A9 UAB*	W	10-1
A9 UAB*	W	7-5
A10 UAB*	W	9-4
A12 Middle Tennessee	L	2-6
A13 Vanderbilt	L	6-10
A15 at South Florida*	W	6-4
A16 at South Florida*	W	8-6
A17 at South Florida*	W	11-8
A19 Austin Peay	W	20-7
A20 at Louisville	W	28-12
A21 at Kentucky	W	18-5
A23 at UAB*	W	9-6
A23 at UAB*	W	10-2
A24 at UAB*	W	8-5
A26 Evansville	W	5-4
A27 at Evansville	L	3-18
A29 South Alabama*	W	17-9
A30 South Alabama*	W	13-7
M1 South Alabama*	L	10-12
M6 South Florida*	W	9-8
M7 South Florida*	W	8-7
M8 South Florida*	L	4-5
M18 (1) UNC Charlotte	W	10-2
M19 (1) South Alabama	W	7-1
M20 (1) VCU	L	3-4
M20 (1) Jacksonville	L	4-6

* Sun Belt Conference Game
(1) SBC Tournament (Bowling Green, Ky.)

1989

Record: 24-34 (5-13 SBC)

H: 18-11 • **A:** 6-20 • **N:** 0-3

4TH IN SBC WEST DIVISION

Coach: Joel Murrie

F11 at Coastal Carolina	L	3-10
F12 at Coastal Carolina	L	7-16
F25 Northeastern Illinois	W	12-2
F25 Northeastern Illinois	W	7-0
F26 Northeastern Illinois	W	9-3
M1 Middle Tennessee	W	3-1
M7 at Houston	L	1-5
M7 at Houston	W	5-4
M8 at Houston	L	5-6
M9 at Rice	L	7-8
M10 at Rice	L	1-3
M11 at Rice	L	4-6
M14 at Cumberland (Tenn.)	W	9-8
M15 Eastern Kentucky	W	6-2
M16 Kentucky	W	7-4
M18 (1) vs. Illinois	L	6-7
M19 (1) vs. Illinois	L	1-4

M19 (1) vs. Illinois	L	1-6
M22 Middle Tennessee	L	5-7
M23 Cumberland (Tenn.)	L	3-10
M25 Eastern Illinois	W	9-0
M25 Eastern Illinois	W	2-1
M26 Eastern Illinois	L	7-8
M28 Xavier	W	7-6
M28 Xavier	W	3-1
A1 South Alabama*	L	3-5
A1 South Alabama*	L	0-2
A2 South Alabama*	L	2-5
A4 at Bellarmine	L	3-5
A5 Tennessee Tech	W	11-3
A8 at UAB*	W	12-4
A9 at UAB*	W	7-2
A9 at UAB*	L	3-9
A10 at Tennessee Tech	W	8-4
A11 at Vanderbilt	L	4-5
A12 Austin Peay	L	4-5
A13 at Kentucky	L	6-8
A15 UAB*	L	3-7
A15 UAB*	W	5-4
A16 UAB*	W	15-5
A18 at Austin Peay	W	13-6
A19 Vanderbilt	L	7-9
A21 at South Alabama*	L	2-4
A22 at South Alabama*	L	7-17
A23 at South Alabama*	L	5-10
A25 Evansville	W	8-7
A26 at Evansville	L	6-7
A28 South Florida*	L	2-7
A29 South Florida*	W	7-4
A30 South Florida*	L	9-23
M5 at South Florida*	L	9-10
M6 at South Florida*	L	5-12
M7 at South Florida*	L	9-12
M11 at Eastern Kentucky	L	4-14
M12 at Xavier	L	2-4
M13 Southern Illinois	W	3-2
M13 Southern Illinois	W	6-2
M15 Southern Illinois	W	8-2

* Sun Belt Conference Game
(1) Miami, Fla.

1990

Record: 32-28 (8-10 SBC)
H: 17-14 • **A:** 15-14 • **N:** 0-0

T-2ND IN SBC WEST DIVISION

Coach: Joel Murrie

F2 at Florida State	L	3-6
F3 at Florida State	L	4-6
F4 at Florida State	L	4-6
F9 at Central Florida	W	9-3
F10 at Central Florida	L	3-13
F10 at Central Florida	W	4-2
F18 at Western Carolina	L	3-4
F18 at Western Carolina	L	4-5
F23 Indiana	W	4-3
F24 Xavier	W	8-7
F28 at Middle Tennessee	L	8-9
M3 at Houston	W	6-3
M4 at Houston	L	0-2
M5 at Houston	L	3-11
M9 at Rice	W	3-0
M10 at Rice	W	2-1
M16 Eastern Illinois	W	13-5
M17 Northern Iowa	W	6-3
M18 Northern Iowa	L	6-8
M20 Butler	L	2-4
M20 Butler	W	12-4
M22 Cincinnati	W	7-6
M24 at South Alabama*	L	1-4
M24 at South Alabama*	L	2-3
M25 at South Alabama*	W	4-0
M27 Eastern Kentucky	L	2-10

M28 Vanderbilt	W	1-0
M29 Louisville	W	5-0
M31 South Alabama*	L	1-4
M31 South Alabama*	W	4-3
A1 South Alabama*	L	9-12
A3 at Vanderbilt	W	9-7
A4 Kentucky	L	1-2
A5 at Tennessee Tech	L	5-6
A7 UAB*	L	0-15
A8 UAB*	L	0-3
A8 UAB*	W	4-2
A10 at Middle Tennessee	W	5-1
A11 Austin Peay	W	10-5
A12 Tennessee Tech	W	6-5
A14 at UAB*	W	2-0
A14 at UAB*	W	6-2
A15 at UAB*	L	8-9
A18 Middle Tennessee	W	8-7
A18 Middle Tennessee	L	4-8
A19 at Kentucky	W	5-1
A23 at Austin Peay	W	12-10
A24 Evansville	W	8-2
A25 at Evansville	L	7-19
A28 at South Florida*	L	2-4
A28 at South Florida*	W	6-2
A29 at South Florida*	W	4-3
M5 South Florida*	L	2-8
M5 South Florida*	W	3-1
M6 South Florida*	L	1-8
M8 Northeastern Illinois	L	0-6
M9 Northeastern Illinois	W	4-1
M10 at Eastern Kentucky	W	14-7
M13 at Southern Illinois	W	7-4
M13 at Southern Illinois	L	4-7

* Sun Belt Conference Game

1991

Record: 35-25-1 (8-10 SBC)

H: 25-9 • **A:** 9-15-1 • **N:** 1-1

3RD IN SBC WEST DIVISION

Coach: Joel Murrie

F15 at Central Florida	W	14-12
F16 at Central Florida	L	2-4
F17 at Central Florida	L	5-6
F23 Eastern Illinois	W	5-2
F23 Eastern Illinois	W	20-2
F24 Eastern Illinois	W	6-1
F28 Austin Peay	L	6-9
M2 Xavier	W	1-0
M2 Xavier	W	4-0
M3 Xavier	W	7-4
M6 Eastern Kentucky	W	8-2
M7 Louisville	L	5-12
M9 Bradley	W	7-6
M9 Bradley	L	4-16
M10 Bradley	W	7-0
M10 Bradley	L	3-7
M15 Butler	W	6-0
M16 Butler	W	6-0
M16 Butler	L	3-4
M20 at SE Louisiana	L	4-5
M21 at SE Louisiana	W	5-3
M23 Illinois State	L	4-5
M24 Illinois State	L	0-1
M24 Illinois State	W	6-5
M26 at Vanderbilt	W	11-7
M27 Northeastern Illinois	W	2-0
M28 Northeastern Illinois	W	11-7
M30 at South Florida*	L	2-5
M30 at South Florida*	W	2-1
M31 at South Florida*	W	11-5
A2 at Tennessee Tech	L	3-4
A3 Vanderbilt	W	6-2
A6 at UAB*	L	5-9
A6 at UAB*	L	6-7

A7 at UAB*	L	8-12
A10 Austin Peay	W	7-3
A11 at Cumberland (Tenn.)	T	6-6
A13 South Alabama*	L	1-2
A13 South Alabama*	W	4-2
A14 South Alabama*	L	4-5
A16 Tennessee Tech	W	8-4
A17 Bellarmine	W	4-0
A18 Kentucky	W	10-9
A20 at South Alabama*	L	1-2
A20 at South Alabama*	L	3-13
A21 (1) at South Alabama*	W	7-2
A23 Evansville	W	5-2
A24 at Evansville	L	2-9
A27 South Florida*	W	9-5
A27 South Florida*	W	4-0
A28 South Florida*	W	6-5
M4 UAB*	W	8-2
M4 UAB*	L	0-7(f)
M5 UAB*	L	6-7
M7 at Austin Peay	W	10-5
M8 at Eastern Kentucky	L	3-4
M9 at Kentucky	W	3-2
M10 Middle Tennessee	W	11-3
M15 (2) at Jacksonville	L	2-5
M16 (2) vs. South Alabama	W	3-2
M17 (2) vs. Old Dominion	L	6-9

* Sun Belt Conference Game

(1) 1,000th WKU Victory

(2) Sun Belt Tournament (Jacksonville, Fla.)

(f) Forfeit

1992

Record: 30-23 (10-11 SBC)

H: 22-8 • **A:** 6-13 • **N:** 2-2

2ND IN SBC EAST DIVISION

Coach: Joel Murrie

F21 at Mercer	L	7-11
F22 (1) vs. Georgia State	W	15-3
F26 at Louisville	L	7-12
F29 Marshall	L	7-10
F29 Marshall	W	8-2
M1 Marshall	W	5-4
M5 at Tennessee Tech	W	16-7
M7 Washington (Mo.)	W	11-6
M8 Washington (Mo.)	W	14-7
M14 at South Alabama*	L	8-12
M14 at South Alabama*	L	0-17
M15 at South Alabama*	L	5-8
M17 Vanderbilt	W	6-3
M20 Jacksonville*	L	5-11
M21 Jacksonville*	W	8-5
M22 Jacksonville*	L	6-20
M24 at Eastern Kentucky	W	20-3
M26 Tennessee Tech	W	4-0
M27 Northeastern Illinois	W	6-5
M28 Northeastern Illinois	W	10-4
M28 Northeastern Illinois	W	2-0
M31 at Vanderbilt	W	13-10
A1 Austin Peay	W	10-2
A3 at Central Florida*	W	7-4
A4 at Central Florida*	W	10-7
A5 at Central Florida*	L	3-4
A7 Louisville	L	10-16
A8 Middle Tennessee	L	7-8
A9 at Kentucky	L	9-10
A11 at UALR*	L	11-12
A11 at UALR*	L	5-8
A12 at UALR*	L	6-7
A14 SE Louisiana	W	7-6
A15 SE Louisiana	L	18-21
A16 Morehead State	W	8-4
A18 UALR	W	6-4
A18 UALR	W	7-2

A19 UALR	W	5-4
A21 at Evansville	W	8-4
A22 Evansville	W	8-4
A23 at Middle Tennessee	L	10-24
A24 Central Florida*	W	12-7
A25 Central Florida*	W	26-12
A26 Central Florida*	L	4-12
A27 at Austin Peay	L	3-4
A28 at Alabama	L	6-7
M2 South Alabama*	W	6-2
M2 South Alabama*	L	5-6
M3 South Alabama*	W	8-1
M11 Austin Peay	W	5-4
M13 (2) vs. SW Louisiana	L	6-8
M14 (2) vs. Louisiana Tech	W	5-4
M15 (2) vs. Lamar	L	5-8

* Sun Belt Conference Game

(1) Macon, Ga.

(2) Sun Belt Tournament (Mobile, Ala.)

1993

Record: 30-22 (11-10 SBC)

H: 17-9 • **A:** 12-12 • **N:** 1-1

T-3RD IN SBC EAST DIVISION

Coach: Joel Murrie

F13 at Georgia State	W	14-2
F14 at Georgia State	W	20-4
F18 (1) vs. St. Francis (NY)	W	13-9
F19 at San Diego State	L	4-6
F20 (1) vs. Nevada	L	1-9
F21 at San Diego State	W	10-5
M6 Northeastern Illinois	W	9-1
M6 Northeastern Illinois	W	6-3
M7 Northeastern Illinois	L	3-5
M10 at Eastern Kentucky	W	15-4
M11 at Louisville	W	12-11
M19 at Jacksonville*	L	2-8
M20 at Jacksonville*	L	10-11
M21 at Jacksonville*	L	0-6
M23 at Vanderbilt	L	3-17
M24 Tennessee Tech	W	12-7
M25 UAB	W	12-2
M27 at UALR*	W	8-5
M27 at UALR*	W	13-9
M28 at UALR*	W	7-4
M30 Louisville	W	12-11
A3 UALR*	L	5-6
A3 UALR*	L	0-5
A4 UALR*	W	11-7
A6 Eastern Kentucky	W	9-6
A7 Tennessee-Martin	W	4-0
A9 Jacksonville*	W	9-8
A10 Jacksonville*	W	3-2
A11 Jacksonville*	W	19-3
A13 at Kentucky	L	9-15
A14 at Marshall	W	8-2
A16 Middle Tennessee	L	7-8
A17 Morehead State	L	6-7
A17 Morehead State	W	8-7
A18 Morehead State	W	7-2
A19 at Middle Tennessee	L	6-10
A20 Evansville	W	11-7
A21 at Evansville	L	5-6
A24 at South Alabama*	L	7-13
A24 at South Alabama*	W	6-5
A25 at South Alabama*	L	6-7
A27 at Austin Peay	L	6-18
A28 Austin Peay	W	10-5
M1 Arkansas State*	L	6-9
M1 Arkansas State*	L	0-9
M2 Arkansas State*	W	3-1
M8 at Arkansas State*	L	0-1
M8 at Arkansas State*	W	5-2
M9 at Arkansas State*	W	3-1
M11 Alabama	L	11-13

YEAR-BY-YEAR RESULTS

M12 Kentucky L 6-7
 M13 Vanderbilt W 11-10
** Sun Belt Conference Game*
 (1) San Diego, Calif.

1994

Record: 22-27 (7-14 SBC)

H: 12-10 • **A:** 10-17 • **N:** 0-0

4TH IN SBC EAST DIVISION

Coach: Joel Murrie

F19 at Mississippi L 7-12
 F20 at Mississippi L 2-6
 F25 at UAB L 8-10
 F26 at Birmingham Sou. W 3-1
 F27 at Samford L 2-6
 M1 at Southeast Missouri W 5-2
 M12 at Jacksonville* W 2-1
 M12 at Jacksonville* L 1-5
 M13 at Jacksonville* W 4-1
 M17 Wisconsin-Milwaukee W 2-0
 M18 Wisconsin-Milwaukee W 17-16
 M19 Marshall L 1-8
 M19 Marshall W 5-4
 M20 Marshall L 6-9
 M22 at Vanderbilt L 0-7
 M26 South Alabama* L 0-1
 M28 at Louisville W 6-5
 M30 Tennessee-Martin W 13-1
 M31 Eastern Kentucky W 7-1
 A2 at Arkansas State* W 1-0
 A2 at Arkansas State* L 3-8
 A3 at Arkansas State* L 3-15
 A9 at UALR* L 9-14
 A9 at UALR* L 1-4
 A10 at UALR* L 0-5
 A12 at Kentucky L 4-8
 A13 Louisville W 14-12
 A16 Jacksonville* L 1-4
 A16 Jacksonville* L 1-2
 A17 Jacksonville* L 4-6
 A19 Kentucky L 5-12
 A20 at Evansville L 6-7
 A21 at Austin Peay W 14-6
 A25 Middle Tennessee W 7-5
 A26 Austin Peay W 4-2
 A27 at Morehead State W 8-7
 A27 at Morehead State W 7-3
 A28 Tennessee Tech W 9-3
 A30 Arkansas State* L 2-5
 A30 Arkansas State* L 4-5
 M1 Arkansas State* W 13-4
 M7 at South Alabama* W 16-8
 M7 at South Alabama* L 3-5
 M8 at South Alabama* L 7-8
 M10 at Middle Tennessee L 5-16
 M11 at Eastern Kentucky L 10-11
 M12 Vanderbilt L 1-9
 M13 UALR* W 10-5
 M13 UALR* W 6-5
** Sun Belt Conference Game*

1995

Record: 21-35 (6-21 SBC)

H: 14-17 • **A:** 6-17 • **N:** 1-1

10TH IN SUN BELT CONFERENCE

Coach: Joel Murrie

F22 at Southeast Missouri L 11-13
 F25 Northern Illinois W 11-6
 F26 Northern Illinois W 2-1
 F26 Northern Illinois W 3-1
 M1 at Tennessee-Martin W 5-0
 M3 (1) at Rice L 6-7
 M4 (1) vs. Wyoming W 3-2
 M5 (1) vs. Oklahoma State L 3-6
 M9 at Louisville W 13-4

M11 Jacksonville* L 4-6
 M11 Jacksonville* L 0-2
 M12 Jacksonville* L 6-9
 M14 at Marshall W 7-4
 M16 Indiana Tech W 17-1
 M16 Wisconsin-Milwaukee L 9-10
 M18 at Arkansas State* L 2-4
 M18 at Arkansas State* L 0-15
 M19 at Arkansas State* L 0-5
 M21 Kentucky L 7-8
 M22 (2) Tennessee-Martin W 10-0
 M25 South Alabama* L 8-14
 M25 South Alabama* L 1-4
 M26 South Alabama* L 3-9
 M27 Southeast Missouri W 10-4
 M28 Morehead State W 9-5
 M29 at Eastern Kentucky L 6-8
 A1 at SW Louisiana* L 2-9
 A1 at SW Louisiana* L 3-11
 A2 at SW Louisiana* W 7-5
 A4 Louisville L 6-9
 A6 Tennessee Tech W 11-4
 A8 New Orleans* L 5-11
 A8 New Orleans* L 4-8
 A9 New Orleans* L 3-9
 A12 Eastern Kentucky W 14-9
 A14 at Texas-Pan Am.* W 13-5
 A15 at Texas-Pan Am.* L 9-12
 A15 at Texas-Pan Am.* L 2-3
 A18 Evansville L 6-10
 A19 at Evansville L 9-10
 A20 Austin Peay W 8-4
 A22 at UALR* W 5-3
 A22 at UALR* L 2-4
 A23 at UALR* L 10-11
 A25 at Austin Peay L 4-5
 A26 Middle Tennessee L 4-14
 A27 at Kentucky L 3-8
 A29 Lamar* L 6-13
 A29 Lamar* L 1-6
 A30 (3) Lamar* W 6-5
 M5 Louisiana Tech* L 2-13
 M6 Louisiana Tech* W 9-8
 M6 Louisiana Tech* W 8-1
 M8 Vanderbilt W 7-6
 M9 at Middle Tennessee L 7-12
 M10 at Vanderbilt L 1-12
** Sun Belt Conference Game*
 (1) Rice Tournament (Houston, Texas)
 (2) Joel Murrie's 500th WKU Victory
 (3) 2,000th WKU Game

1996

Record: 29-26 (9-17 SBC)

H: 17-8 • **A:** 12-18 • **N:** 0-0

9TH IN SUN BELT CONFERENCE

Coach: Joel Murrie

F16 at LSU L 0-9
 F17 at LSU L 0-18
 F18 at LSU L 1-18
 F24 at Wofford W 6-4
 F24 at Wofford L 4-5
 F25 at Wofford W 8-0
 M2 Marshall L 4-12
 M2 Marshall W 9-5
 M3 Marshall W 22-6
 M9 at Louisiana Tech* W 12-6
 M9 at Louisiana Tech* W 5-2
 M10 at Louisiana Tech* W 5-4
 M12 Indiana Tech W 13-12
 M13 Wisconsin-Milwaukee W 8-7
 M14 Indiana Tech W 5-1
 M16 at New Orleans* L 8-19
 M16 at New Orleans* L 5-7

M17 at New Orleans* L 3-5
 M23 SW Louisiana* L 2-7
 M23 SW Louisiana* W 7-1
 M24 SW Louisiana* L 0-2
 M26 at Eastern Kentucky L 5-6
 M27 at Louisville W 17-3
 M30 UALR* W 5-4
 M30 UALR* L 1-10
 A1 Kentucky W 17-16
 A2 Austin Peay L 3-17
 A3 Vanderbilt W 3-2
 A6 at Lamar* L 14-15
 A6 at Lamar* L 7-20
 A7 at Lamar* L 4-5
 A9 Eastern Kentucky W 10-7
 A11 Middle Tennessee W 8-4
 A13 at South Alabama* L 4-15
 A13 at South Alabama* L 3-4
 A14 at South Alabama* L 7-9
 A16 Louisville W 12-9
 A17 at Austin Peay W 8-4
 A18 Tennessee Tech W 14-0
 A20 Arkansas State* L 2-3
 A20 Arkansas State* L 0-4
 A21 Arkansas State* W 11-3
 A23 at Vanderbilt L 12-13
 A24 Murray State W 19-1
 A25 at Middle Tennessee L 5-10
 A27 at Jacksonville* L 6-8
 A27 at Jacksonville* W 12-5
 A28 at Jacksonville* W 11-1
 M3 Texas-Pan American* L 4-5
 M4 Texas-Pan American* W 3-1
 M4 Texas-Pan American* L 3-4
 M8 at Kentucky W 7-5
 M10 at Wofford W 13-5
 M11 at Wofford W 7-3
 M11 at Wofford W 14-0
** Sun Belt Conference Game*

1997

Record: 26-27 (10-17 SBC)

H: 19-11 • **A:** 7-16 • **N:** 0-0

9TH IN SUN BELT CONFERENCE

Coach: Joel Murrie

F15 at Georgia Tech L 0-6
 F15 at Georgia Tech L 2-14
 F16 at Georgia Tech L 10-22
 F22 Butler W 8-3
 F22 Butler W 2-1
 F23 Butler W 8-3
 F28 at Northeastern Illinois L 3-5
 M4 at Louisville W 11-7
 M7 at Texas-Pan Am.* L 6-8
 M7 at Texas-Pan Am.* W 11-5
 M8 at Texas-Pan Am.* W 6-1
 M11 Sue Bennett W 21-3
 M12 Indiana Tech W 12-1
 M15 at Arkansas State* W 2-0
 M15 at Arkansas State* L 3-4
 M16 at Arkansas State* L 2-5
 M18 Murray State W 8-2
 M19 Louisville W 8-7
 M22 South Alabama* W 5-4
 M22 South Alabama* W 3-2
 M23 South Alabama* L 1-5
 M25 at Eastern Kentucky L 5-10
 M26 at Vanderbilt L 5-10(f)
 M29 at UALR* L 7-13
 M29 at UALR* L 4-6
 M30 at UALR* W 10-1
 A1 Middle Tennessee W 11-10
 A2 at Austin Peay L 8-22
 A5 Lamar* L 9-17
 A6 Lamar* L 7-10

A6 Lamar* W 5-3
 A8 at Kentucky L 8-9
 A9 Vanderbilt L 6-16(f)
 A12 at SW Louisiana* L 8-19
 A12 at SW Louisiana* L 5-6
 A13 at SW Louisiana* L 3-9
 A15 Evansville L 3-6
 A16 Austin Peay W 9-3
 A18 Jacksonville* W 5-4
 A18 Jacksonville* L 5-19
 A19 Jacksonville* W 15-14
 A22 at Evansville L 7-10
 A23 Murray State W 13-3
 A26 Louisiana Tech* L 11-16
 A26 (1) Louisiana Tech* L 1-13
 A27 Louisiana Tech* L 8-15
 A29 Kentucky W 10-7
 A30 Eastern Kentucky W 10-6
 M3 New Orleans* W 11-4
 M3 New Orleans* L 7-10
 M4 New Orleans* L 8-20
 M10 Tennessee Tech L 4-6
 M11 at Tennessee Tech W 7-2

** Sun Belt Conference Game*
 (1) Joel Murrie's 1,000th Game
 (f) Forfeit

1998

Record: 27-24 (12-14 SBC)

H: 15-12 • **A:** 12-12 • **N:** 0-0

7TH IN SUN BELT CONFERENCE

Coach: Joel Murrie

F14 Xavier W 3-2
 F14 Xavier W 6-0
 F15 Xavier W 13-8
 F20 at Troy State W 12-8
 F21 at Troy State L 8-11
 F24 at Florida L 2-3
 F25 at Florida L 2-3
 F27 Wisconsin-Milwaukee W 5-0
 F27 Wisconsin-Milwaukee L 4-12
 F28 Wisconsin-Milwaukee L 7-9
 F28 Illinois State W 12-5
 M1 Cincinnati W 6-1
 M8 at New Orleans* L 1-14
 M8 at New Orleans* W 9-3
 M14 at Jacksonville* L 6-7
 M14 at Jacksonville* L 2-10
 M15 at Jacksonville* L 3-10
 M18 Yale L 2-3
 M18 Yale W 6-2
 M20 Texas-Pan American* L 1-4
 M20 Texas-Pan American* W 9-8
 M21 Texas-Pan American* W 15-3
 M24 Louisville W 10-9
 M25 at Tennessee Tech W 10-9
 M28 at Lamar* L 3-7
 M28 at Lamar* L 4-8
 M29 at Lamar* W 7-3
 A1 Tennessee Tech L 10-13
 A4 Arkansas State* L 7-22
 A4 Arkansas State* L 5-6
 A5 Arkansas State* W 8-7
 A7 at Vanderbilt L 7-14
 A8 Austin Peay L 8-9
 A11 UALR* W 6-2
 A11 UALR* W 3-2
 A12 UALR* W 7-6
 A14 at Kentucky W 8-6
 A15 at Austin Peay W 6-4
 A18 at South Alabama* L 3-7
 A18 at South Alabama* W 2-0
 A19 at South Alabama* W 8-3
 A21 Vanderbilt W 13-10
 A23 at Middle Tennessee W 5-4

A25 at Louisiana Tech*	W	18-5
A25 at Louisiana Tech*	W	4-2
A26 at Louisiana Tech*	L	9-12
A28 Kentucky	L	3-13
M2 SW Louisiana*	L	3-9
M2 SW Louisiana*	L	4-15
M3 SW Louisiana*	L	0-6
M5 at Eastern Kentucky	W	17-6

* Sun Belt Conference Game

1999

Record: 38-24 (21-12 SBC)

H: 21-11 • **A:** 13-11 • **N:** 4-2

3RD IN SUN BELT CONFERENCE

Coach: Joel Murrie

F20 Illinois State	L	4-9
F21 Illinois State	W	9-4
F22 Illinois State	W	4-3
F26 Cincinnati	W	10-0
F26 Marshall	W	9-5
F27 Marshall	W	6-2
F28 Cincinnati	W	13-10
M2 at Louisville	L	6-9
M5 at South Alabama*	L	4-7
M6 at South Alabama*	L	5-8
M7 (1) at South Alabama*	W	5-3
M10 Louisville	L	8-9
M13 at New Orleans*	W	11-2
M13 at New Orleans*	W	12-3
M14 at New Orleans*	L	5-10
M16 at Belmont	W	16-3
M18 Western Illinois	W	13-6
M20 Arkansas State*	W	5-0
M20 Arkansas State*	L	3-4
M21 Arkansas State*	W	10-3
M24 at Vanderbilt	L	4-7
M26 at Louisiana-Lafayette*	L	4-5
M27 at Louisiana-Lafayette*	L	3-5
M28 at Louisiana-Lafayette*	L	3-4
M30 at Murray State	W	10-2
A2 South Alabama*	W	10-1
A3 South Alabama*	L	4-5
A4 South Alabama*	L	1-2
A6 at Middle Tennessee	L	7-9
A7 Austin Peay	L	4-12
A8 at Eastern Kentucky	L	11-18
A10 New Orleans*	W	7-5
A10 New Orleans*	W	5-0
A11 New Orleans*	W	6-0
A13 Middle Tennessee	W	6-3
A17 at Arkansas State*	W	13-4
A17 at Arkansas State*	L	0-1
A18 at Arkansas State*	W	9-3
A20 Evansville	L	3-5
A21 Eastern Kentucky	L	6-12
A23 Louisiana-Lafayette*	L	4-8
A24 Louisiana-Lafayette*	W	9-8
A25 Louisiana-Lafayette*	W	8-5
A27 at Kentucky	W	7-5
A28 Tennessee Tech	L	4-8
M1 at UALR*	W	13-1
M1 at UALR*	W	5-4
M2 at UALR*	W	7-5
M6 at Austin Peay	W	13-1
M8 Florida International*	W	4-3
M8 Florida International*	W	8-1
M9 Florida International*	W	10-7
M12 at Evansville	W	11-7
M14 Louisiana Tech*	W	5-3
M15 Louisiana Tech*	L	9-10
M15 Louisiana Tech*	W	4-3
M18 (2) vs. Louisiana Tech	W	4-3
M19 (2) vs. La.-Lafayette	L	2-9
M20 (2) vs. UALR	W	9-2
M21 (2) vs. South Alabama	W	6-5

M21 (2) vs. La.-Lafayette	W	6-0
M22 (2) vs. FIU	L	2-3

* Sun Belt Conference Game
(1) Joel Murrie's 600th Win
(2) SBC Tournament (New Orleans, La.)

2000

Record: 24-35 (11-18 SBC)

H: 12-19 • **A:** 11-14 • **N:** 1-2

7TH IN SUN BELT CONFERENCE

Coach: Joel Murrie

J29 at Florida State	L	1-8
J29 at Florida State	L	1-2
J30 at Florida State	L	1-6
F20 St. Louis	W	12-2
F20 St. Louis	W	7-4
F22 at Belmont	W	8-1
F23 at Louisville	L	4-6
F25 Purdue	L	3-6
F26 Ohio	W	10-1
F27 Ohio	W	7-3
F29 at Murray State	W	17-10
M3 Illinois State	W	10-7
M4 Illinois State	L	6-9
M5 Illinois State	L	5-10
M7 Yale	L	3-5
M11 at UALR*	W	6-0
M11 at UALR*	W	6-4
M12 at UALR*	W	4-0
M15 Yale	L	3-5
M17 at FIU*	L	6-7
M18 at FIU*	L	7-11
M22 Louisville	L	7-8
M24 Louisiana Tech*	W	5-1
M24 Louisiana Tech*	L	2-21
M25 Louisiana Tech*	L	2-3
M28 at Tennessee Tech	W	5-4
M31 South Alabama*	W	4-3
A1 South Alabama*	L	3-4
A2 South Alabama*	L	3-4
A4 Tennessee Tech	L	6-8
A5 Vanderbilt	L	3-9
A7 New Orleans*	W	3-0
A9 New Orleans*	L	6-7
A9 New Orleans*	L	2-9
A12 Eastern Kentucky	W	7-1
A14 at Arkansas State*	W	4-0
A15 at Arkansas State*	W	8-2
A16 at Arkansas State*	W	5-0
A18 at Austin Peay	W	7-5
A19 Kentucky	W	8-4
A21 at La.-Lafayette*	L	4-5
A22 at La.-Lafayette*	L	3-5
A23 at La.-Lafayette*	L	2-5
A25 at Vanderbilt	L	10-16
A26 Middle Tennessee	L	6-11
A28 UALR*	L	4-6
A29 UALR*	L	8-10
A30 UALR*	W	9-5
M5 FIU*	W	3-2
M5 FIU*	L	5-10
M6 FIU*	L	6-8
M9 at Kentucky	L	1-3
M10 at Eastern Kentucky	W	16-6
M12 at Louisiana Tech	L	10-11
M12 at Louisiana Tech	L	3-12
M13 at Louisiana Tech	L	4-9
M17 (1) vs. La.-Lafayette	W	8-3
M18 (1) vs. FIU	L	6-9
M19 (1) vs. La.-Lafayette	L	3-7

2001

Record: 32-27 (14-13 SBC)

* Sun Belt Conference Game
(1) Sun Belt Tournament (Mobile, Ala.)

H: 20-10 • A: 11-15 • N: 1-2
4TH IN SUN BELT CONFERENCE

Coach: Joel Murrie

F3 at Florida State	L	4-5
F4 at Florida State	L	4-8
F9 at Coll. of Charleston	W	10-3
F10 at Coll. of Charleston	W	7-5
F11 at Charleston Sou.	L	3-4
F17 Illinois State	L	3-8
F18 Illinois State	L	2-8
F18 Illinois State	W	6-5
F23 Asbury	W	20-5
F24 Western Illinois	W	7-1
F25 Western Illinois	W	4-3
M2 Toledo	W	7-4
M3 Toledo	W	12-3
M3 Toledo	W	12-8
M10 Oakland	W	6-2
M10 Oakland	W	4-3
M11 Oakland	W	25-6
M13 Kentucky State	W	31-0
M16 Louisiana-Lafayette*	L	3-5
M17 Louisiana-Lafayette*	W	5-0
M18 Louisiana-Lafayette*	L	5-7
M20 at Murray State	W	8-4
M21 at Louisville	L	1-4
M23 Arkansas State*	L	7-12
M24 Arkansas State*	W	15-4
M25 Arkansas State*	W	8-4
M27 Kentucky	W	9-2
M28 at Vanderbilt	L	5-6
M30 at New Orleans*	W	12-2
M31 at New Orleans*	W	6-3
A1 at New Orleans*	L	2-3
A3 Tennessee Tech	L	1-11
A4 at Austin Peay	L	12-14
A6 at South Alabama*	L	2-11
A7 at South Alabama*	W	11-10
A8 at South Alabama*	L	1-12
A10 Austin Peay	W	8-2
A13 at New Mexico State*	W	7-3
A14 at New Mexico State*	W	10-9
A15 at New Mexico State*	W	16-7
A18 at Kentucky	L	5-9
A20 UALR*	W	9-3
A21 UALR*	W	7-4
A22 UALR*	L	3-15
A24 Louisville	L	2-4
A25 Eastern Kentucky	W	17-3
A27 at FIU*	L	2-6
A28 at FIU*	L	2-5
A29 at FIU*	W	3-2
M4 Middle Tennessee*	L	1-5
M5 Middle Tennessee*	L	4-10
M5 Middle Tennessee*	W	1-0
M9 at Eastern Kentucky	L	4-5
M11 at Louisiana Tech*	L	8-11
M11 at Louisiana Tech*	L	12-13
M12 at Louisiana Tech*	W	7-5
M16 (1) vs. New Orleans	W	2-1
M17 (1) vs. Middle Tenn.	L	4-9
M18 (1) vs. New Orleans	L	4-13

* Sun Belt Conference Game
(2) Sun Belt Tournament (Lafayette, La.)

2002

Record: 38-20 (14-9 SBC)

H: 27-7 • **A:** 9-10 • **N:** 2-3

3RD IN SUN BELT CONFERENCE

Coach: Joel Murrie

F8 Western Illinois	W	11-0
F9 Western Illinois	W	14-4
F10 Western Illinois	W	3-2
F15 at San Diego State	L	3-17

F16 (1) vs. Oregon State	L	2-6
F16 at San Diego State	L	2-4
F22 Asbury	W	13-2
F23 Illinois State	W	5-4
F23 Illinois State	W	11-0
F24 Illinois State	W	10-3
M2 Bradley	W	4-3
M2 Bradley	W	12-3
M9 Dayton	W	7-6
M9 Dayton	L	4-6
M10 Dayton	L	2-9
M12 Eastern Kentucky	W	3-2
M13 Valparaiso	W	9-5
M16 Bowling Green State	L	1-3
M16 (2) Bowling Green St.	W	6-2
M17 Bowling Green State	W	8-7
M22 at UALR*	W	8-3
M23 at UALR*	L	6-8
M24 at UALR*	L	3-7
M31 at Arkansas State*	W	7-3
M31 at Arkansas State*	W	7-4
A2 Austin Peay	W	14-2
A3 Vanderbilt	W	13-6
A5 FIU*	W	8-2
A6 FIU*	W	14-5
A7 FIU*	W	8-6
A9 at Louisville	W	10-9
A12 at Middle Tennessee*	W	5-3
A13 at Middle Tennessee*	W	10-4
A14 at Middle Tennessee*	L	4-6
A16 at Austin Peay	L	7-8
A17 at Kentucky	W	5-1
A18 Brescia	W	8-4
A23 at Lipscomb	W	8-3
A26 New Orleans*	W	4-1
A27 New Orleans*	W	3-2
A28 New Orleans*	W	13-12
A30 at Louisville	L	3-11
M3 at Louisiana-Lafayette	W	5-4
M4 at Louisiana-Lafayette	L	1-5
M5 at Louisiana-Lafayette	L	3-4
M7 at Vanderbilt	L	9-10
M11 New Mexico State*	W	15-1
M11 New Mexico State*	L	0-2
M12 New Mexico State*	L	2-4
M14 Kentucky	W	9-6
M15 at Eastern Kentucky	W	11-0
M18 South Alabama	W	13-4
M18 South Alabama	L	2-4
M19 South Alabama	L	7-13
M22 (3) vs. New Mexico St.	L	0-6
M23 (3) vs. La.-Lafayette	W	2-1
M24 (3) vs. Arkansas State	W	9-8
M24 (3) vs. New Mexico St.	L	5-7

* Sun Belt Conference Game
(1) San Diego, Calif.
(2) Joel Murrie's 700th Win
(3) Sun Belt Tournament (Mobile, Ala.)

2003

Record: 34-22 (12-11 SBC)

H: 21-9 • **A:** 10-12 • **N:** 3-1

4TH IN SUN BELT CONFERENCE

Coach: Joel Murrie

F14 at Central Florida	W	4-2
F15 at Central Florida	L	5-6
F16 at Central Florida	W	4-3
F28 Wright State	W	8-4
M1 Wright State	W	11-0
M1 Wright State	W	2-1
M2 Wright State	L	4-10
M4 Dayton	W	3-0
M7 Northern Iowa	L	7-9
M8 Northern Iowa	L	4-5
M9 Northern Iowa	W	10-4

YEAR-BY-YEAR RESULTS

M11 at Louisville	L	1-18
M12 Belmont	L	1-4
M15 Michigan State	W	3-2
M15 Michigan State	W	13-3
M16 Michigan State	W	5-0
M21 Louisiana-Lafayette*	W	4-3
M22 Louisiana-Lafayette*	L	0-1
M23 Louisiana-Lafayette*	W	7-3
M25 Louisville	W	4-3
M26 at Eastern Kentucky	L	8-12
M28 at FIU*	L	9-10
M29 at FIU*	W	11-7
M30 at FIU*	L	9-10
A1 at Vanderbilt	W	11-4
A4 Arkansas State*	W	2-1
A5 Arkansas State*	L	1-6
A8 at Austin Peay	W	9-2
A11 at South Alabama*	L	1-6
A12 at South Alabama*	L	7-11
A13 at South Alabama*	W	10-6
A16 Kentucky	W	3-2
A18 Lipscomb	W	7-6
A19 Lipscomb	L	3-11
A20 at Lipscomb	L	0-3
A22 at Murray State	W	4-0
A25 Middle Tennessee*	W	5-1
A26 Middle Tennessee*	W	15-7
A27 Middle Tennessee*	L	2-6
A30 Murray State	W	13-7
M2 at New Mexico State*	L	4-10
M3 at New Mexico State*	L	6-9
M3 at New Mexico State*	L	7-18
M6 Vanderbilt	L	0-4
M9 UALR*	W	7-6
M10 UALR*	W	9-4
M11 UALR*	W	3-2
M13 at Kentucky	W	10-3
M14 Eastern Kentucky	W	9-8
M16 at New Orleans*	W	8-5
M17 at New Orleans*	L	8-13
M18 at New Orleans*	W	6-5
M21 (1) vs. FIU	W	13-9
M22 (1) vs. South Alabama	W	10-9
M23 (1) vs. FIU	W	8-3
M24 (1) vs. Middle Tenn.	L	5-8

* Sun Belt Conference Game
(1) Sun Belt Tournament (Lafayette, La.)

2004

Record: 35-28 912-12 SBC)
H: 16-11 • **A:** 16-13 • **N:** 3-4

4TH IN SUN BELT CONFERENCE SBC TOURNAMENT CHAMPIONS NCAA TOURNAMENT PARTICIPANTS

Coach: Joel Murrie

F13 at UNLV	L	4-13
F14 at UNLV	L	6-7
F15 at UNLV	L	4-17
F17 at Tennessee-Martin	W	8-2
F20 Ohio	L	9-11
F21 Ohio	W	5-2
F22 Ohio	W	16-4
F27 (1) vs. Illinois	L	0-4
F27 (1) at Mississippi State	L	0-12
F28 (1) vs. Illinois	L	0-10
M3 at Vanderbilt	W	10-9
M6 Dayton	W	4-3
M6 Dayton	W	5-3
M7 Dayton	W	16-6
M9 at Belmont	L	3-9
M10 Kentucky	L	6-18
M12 Lipscomb	W	5-2
M13 at Lipscomb	L	8-10
M14 at Lipscomb	W	4-3

M17 Youngstown State	W	8-3
M18 Youngstown State	W	10-9
M19 Youngstown State	W	11-9
M21 Eastern Kentucky	L	6-16
M23 at Louisville	W	8-1
M24 at Murray State	L	11-13
M26 at La.-Lafayette*	L	3-4
M27 at La.-Lafayette*	L	3-4
M28 at La.-Lafayette*	W	9-7
M31 Tennessee-Martin	W	11-7
A2 FIU*	W	2-1
A3 FIU*	L	8-17
A4 FIU*	L	6-7
A6 Louisville	L	6-9
A9 at Arkansas State*	W	10-4
A10 at Arkansas State*	W	17-10
A11 at Arkansas State*	L	6-10
A14 at Austin Peay	W	13-1
A16 South Alabama*	L	1-6
A17 South Alabama*	L	6-7
A17 South Alabama*	W	9-6
A18 Lipscomb	W	12-1
A19 at Lipscomb	W	6-5
A30 at Middle Tennessee*	W	15-3
M1 at Middle Tennessee*	L	5-8
M2 at Middle Tennessee*	L	7-11
M7 New Mexico State*	L	1-2
M8 New Mexico State*	W	7-4
M8 New Mexico State*	L	1-11
M11 at Kentucky	L	5-10
M12 at Eastern Kentucky	W	20-11
M14 at UALR*	W	12-3
M15 at UALR*	W	6-4
M16 at UALR*	W	10-8
M21 New Orleans*	W	1-0
M22 New Orleans*	L	1-4
M23 New Orleans*	W	12-11
M26 (2) at South Alabama	W	6-3
M27 (2) vs. FIU	W	6-5
M28 (2) vs. FIU	W	13-7
J4 (3) at Mississippi	W	1-0
J5 (3) vs. Tulane	L	0-7
J5 (3) vs. Washington	L	1-4

* Sun Belt Conference Game

(1) Miss. State Challenge

(Starkville, Miss.)

(2) Sun Belt Tournament (Mobile, Ala.)

(3) NCAA Regional (Oxford, Miss.)

2005

Record: 21-37 (8-16 SBC)

H: 13-16 • **A:** 7-17 • **N:** 1-4

8TH IN SUN BELT CONFERENCE

Coach: Joel Murrie

F11 (1) at Winthrop	L	6-7
F12 (1) vs. Wake Forest	L	5-10
F13 (1) vs. Maryland	L	1-2
F18 St. Louis	W	12-8
F19 St. Louis	L	2-5
F25 Central Michigan	W	7-6
F26 Central Michigan	L	1-4
F26 Central Michigan	L	4-8
F27 Central Michigan	L	1-5
M4 Illinois State	W	6-4
M5 Illinois State	L	1-7
M6 Illinois State	L	4-6
M11 at Wofford	W	14-2
M12 at Wofford	W	18-4
M13 at Wofford	L	9-13
M18 Akron	W	6-3
M19 Akron	W	6-4
M20 Akron	L	9-16
M23 at Belmont	L	8-9
M25 at New Orleans*	W	14-5

M26 at New Orleans*	L	5-6
M27 at New Orleans*	L	5-14
M30 Kentucky State	W	21-3
A2 UALR*	L	6-7
A2 UALR*	L	2-5
A3 UALR*	W	8-6
A5 Louisville	L	4-9
A8 at New Mexico State*	L	7-16
A9 at New Mexico State*	L	11-20
A10 at New Mexico State*	L	4-9
A12 at Vanderbilt	L	6-9
A13 Eastern Kentucky	W	9-5
A15 Middle Tennessee*	L	5-7
A16 Middle Tennessee*	W	10-1
A17 Middle Tennessee*	L	8-9
A20 Vanderbilt	L	6-10
A22 at Texas-Pan Am.	L	11-12
A23 at Texas-Pan Am.	L	1-6
A24 at Texas-Pan Am.	W	7-4
A25 at Louisville	L	8-9
A27 at Austin Peay	L	4-5
A29 at South Alabama*	L	4-10
M1 at South Alabama*	W	8-4
M1 at South Alabama*	L	0-2
M7 Arkansas State*	L	6-10
M7 Arkansas State*	W	13-10
M8 Arkansas State*	L	9-16
M11 at Eastern Kentucky	W	11-10
M13 at FIU*	L	5-11
M14 at FIU*	W	9-8
M15 at FIU*	L	3-4
M17 Austin Peay	W	29-13
M21 Louisiana-Lafayette*	W	14-5
M21 Louisiana-Lafayette*	L	1-11
M22 Louisiana-Lafayette*	W	4-3
M25 (2) vs. La.-Lafayette	W	10-7
M26 (2) vs. Middle Tenn.	L	8-11
M27 (2) vs. La.-Lafayette	L	4-6

* Sun Belt Conference Game
(1) Coca-Cola Classic (Rock Hill, S.C.)
(2) Sun Belt Tournament (Miami, Fla.)

2006

Record: 22-30 (5-18 SBC)

H: 15-18 • **A:** 7-12 • **N:** 0-0

8TH IN SUN BELT CONFERENCE

Coach: Chris Finwood

F17 Central Michigan	L	5-15
F17 Central Michigan	L	6-20
F21 at Belmont	L	4-7
F24 Ohio	W	9-1
F25 Ohio	W	11-7
F26 Ohio	L	10-14
M3 Butler	W	9-3
M4 Butler	W	12-10
M5 Butler	W	3-2
M7 at Kentucky	W	7-6
M10 at Morehead State	W	10-5
M17 Akron	W	5-4
M18 Akron	W	12-7
M19 Wisconsin-Milwaukee	W	14-13
M22 Morehead State	L	3-10
M24 New Orleans*	L	5-14
M25 New Orleans*	L	0-16
M26 New Orleans*	W	13-3
M28 Vanderbilt	W	6-4
M31 at UALR*	W	5-4
A1 at UALR*	L	8-12
A2 at UALR*	L	13-14
A4 Austin Peay	L	9-12
A5 Eastern Kentucky	W	9-5
A7 Troy*	L	10-14
A8 Troy*	L	8-15
A9 Troy*	L	5-11
A11 at Vanderbilt	L	1-15

A14 at Middle Tennessee*	L	5-6
A15 at Middle Tennessee*	W	7-5
A16 at Middle Tennessee*	L	4-11
A18 at Austin Peay	L	5-11
A22 IPFW	L	3-4
A23 IPFW	W	9-3
A24 IPFW	W	13-4
A25 at Louisville	W	4-3
A28 South Alabama*	L	2-7
A29 South Alabama*	L	9-13
M2 Louisville	W	10-6
M3 Belmont	L	7-15
M5 at Arkansas State*	L	4-21
M6 at Arkansas State*	W	7-6
M7 at Arkansas State*	L	12-15
M12 FIU*	L	4-5
M13 FIU*	L	0-5
M14 FIU*	W	9-5
M16 at Eastern Kentucky	W	14-4
M18 at La.-Lafayette*	L	3-11
M19 at La.-Lafayette*	L	1-3
M20 at La.-Lafayette*	L	3-13
M24 (1) Troy	L	2-3
M25 (1) FIU	L	6-8

* Sun Belt Conference Game
(1) SBC Tournament (Bowling Green, Ky.)

2007

Record: 25-30 (15-15 SBC)

H: 15-15 • **A:** 9-12 • **N:** 1-3

T-6TH IN SUN BELT CONFERENCE

Coach: Chris Finwood

F9 (1) at UNC Wilmington	W	4-2
F10 (1) vs. South Carolina	L	0-12
F11 (1) vs. Oklahoma	W	11-5
F23 Xavier	W	10-6
F25 Xavier	W	5-0
F25 Xavier	W	13-1
M2 Purdue	L	6-10
M3 Purdue	L	5-12
M4 Purdue	L	1-13
M6 Vanderbilt	L	4-6
M7 at Louisville	L	1-4
M9 Florida Atlantic*	L	3-13
M10 Florida Atlantic*	W	12-11
M11 Florida Atlantic*	L	7-9
M16 at FIU*	L	2-5
M17 at FIU*	W	6-5
M18 at FIU*	W	13-5
M20 at Vanderbilt	L	2-15
M21 at Kentucky	L	5-12
M23 Albany	L	8-12
M24 Albany	W	21-8
M25 Albany	L	0-7
M30 Troy*	W	14-5
M31 Troy*	W	13-1
M1 Troy	L	2-4
A6 at La.-Lafayette*	L	2-8
A7 at La.-Lafayette*	W	6-5
A7 at La.-Lafayette*	L	6-10
A10 Belmont	W	6-5
A11 Eastern Kentucky	W	16-7
A13 Arkansas State*	L	5-8
A14 Arkansas State*	W	10-3
A15 Arkansas State*	L	4-6
A17 Louisville	L	3-14
A20 at ULM*	L	7-13
A21 at ULM*	W	8-5
A22 at ULM*	L	4-7
A24 Austin Peay	L	5-6
A25 at Eastern Kentucky	L	11-16
A27 UALR*	W	3-0
A28 UALR*	W	14-7
A29 UALR*	W	10-4

M1	Evansville	W	10-7
M4	at New Orleans*	W	4-3
M5	at New Orleans*	L	7-9
M6	at New Orleans*	L	11-13
M12	South Alabama*	W	9-5
M12	South Alabama*	L	1-9
M13	South Alabama*	L	9-17
M15	at Purdue	W	4-3
M17	at Middle Tennessee*	L	1-7
M18	at Middle Tennessee*	W	2-0
M19	at Middle Tennessee*	W	4-2
M23	(2) vs. New Orleans	L	6-11
M24	(2) vs. Florida Atlantic	L	6-7

* Sun Belt Conference Game
 (1) Hughes Bros. Chall. (Wilming-
 ton, N.C.)
 (2) Sun Belt Tournament (Mobile, Ala.)

2008

Record: 33-27 (16-14 SBC)

H: 21-10 • **A:** 8-15 • **N:** 4-2

**T-5TH IN SUN BELT CONFERENCE
 SBC TOURNAMENT CHAMPIONS
 NCAA TOURNAMENT PARTICIPANTS**

Coach: Chris Finwood

F22	Bowling Green State	W	11-4
F23	Bowling Green State	L	9-12
F24	Bowling Green State	W	14-9
F29	Purdue	W	4-1
M1	Purdue	W	12-5
M2	Purdue	W	5-0
M5	at Belmont	L	1-6
M8	at ULM*	L	1-9
M8	at ULM*	W	16-5
M9	at ULM*	L	5-9
M11	at Mississippi	L	3-10
M12	at Mississippi	W	8-5
M14	at South Alabama*	L	6-9
M15	at South Alabama*	W	8-5
M16	at South Alabama*	W	8-4
M18	Belmont	W	14-6
M21	Troy*	L	4-5
M22	Troy*	L	3-5
M23	Troy*	L	7-9
M25	at Evansville	W	10-1
M26	Austin Peay	L	3-9
M29	Youngstown State	W	20-10
M29	Youngstown State	W	5-2
M30	Youngstown State	W	9-0
A1	Louisville	W	10-5
A2	at Kentucky	L	3-7
A5	FIU*	W	14-6
A5	FIU*	W	17-1
A6	FIU*	W	10-9
A8	at Vanderbilt	L	1-5
A9	Eastern Kentucky	L	5-9
A11	at New Orleans*	L	10-11
A12	at New Orleans*	L	3-5
A13	at New Orleans*	W	13-12

A15	Evansville	W	11-3
A16	Vanderbilt	L	1-5
A18	Arkansas State*	W	8-1
A19	Arkansas State*	W	7-6
A20	Arkansas State*	W	13-5
A23	Kentucky	L	1-2
A25	at Florida Atlantic*	L	6-12
A26	at Florida Atlantic*	W	11-5
A27	at Florida Atlantic*	L	5-10
A30	at Louisville	L	7-8
M2	at UALR*	W	14-5
M3	at UALR*	L	8-9
M4	at UALR*	L	4-9
M9	Louisiana-Lafayette*	L	8-9
M10	Louisiana-Lafayette*	W	11-4
M11	Louisiana-Lafayette*	W	13-4
M15	Middle Tennessee*	L	5-7
M16	Middle Tennessee*	W	6-5
M17	Middle Tennessee*	W	7-2
M21	(1) vs. Florida Atlantic	W	9-0
M23	(1) vs. ULM	W	10-4
M24	(1) vs. Florida Atlantic	L	5-6
M24	(1) vs. Florida Atlantic	W	5-4
M25	(1) vs. New Orleans	W	17-5
M30	(2) at Oklahoma State	L	3-5
M31	(2) vs. TCU	L	5-10

* Sun Belt Conference Game
 (1) Sun Belt Tournament (Lafay-
 ette, La.)
 (2) NCAA Regional (Stillwater,
 Okla.)

2009

Record: 42-20 (21-8 SBC)

H: 27-3 • **A:** 12-15 • **N:** 3-2

**T-1ST IN SUN BELT CONFERENCE
 NCAA TOURNAMENT PARTICIPANTS**

Coach: Chris Finwood

F20	Toledo	W	3-1
F25	at Vanderbilt	L	7-10
F27	Albany	W	11-0
F27	Albany	W	23-2
M1	Albany	W	17-6
M1	Albany	W	13-3
M3	Belmont	L	8-12
M4	at Belmont	W	7-1
M6	ULM*	W	8-5
M7	ULM*	W	14-2
M8	ULM*	W	12-2
M10	at Tennessee	L	8-14
M11	at Auburn	L	7-11
M13	South Alabama*	W	7-4
M14	South Alabama*	W	10-2
M15	South Alabama*	W	16-14
M17	at Eastern Kentucky	L	7-8
M20	at Troy*	W	7-4
M21	at Troy*	L	7-9
M22	at Troy*	W	6-4
M24	Brescia	W	4-3

M25	at Louisville	L	6-7
M27	VCU	W	11-9
M28	VCU	W	20-7
M29	VCU	W	12-8
M31	Ky. Wesleyan	W	15-0
A1	Lipscomb	W	10-6
A3	at FIU*	L	8-9
A4	at FIU*	W	5-4
A5	at FIU*	L	9-12
A8	at Kentucky	W	10-9
A10	New Orleans*	W	13-1
A11	New Orleans*	W	14-1
A12	New Orleans*	W	14-4
A14	at Austin Peay	L	4-7
A17	at Arkansas State*	W	3-2
A18	at Arkansas State*	L	6-8
A19	at Arkansas State*	W	3-0
A22	Eastern Kentucky	W	11-9
A24	Florida Atlantic*	L	1-3
A25	Florida Atlantic*	W	8-3
A26	Florida Atlantic*	W	4-3
A28	Austin Peay	W	14-4
A29	at Lipscomb	W	9-3
M1	UALR*	W	12-4
M2	UALR*	W	6-5
M3	UALR*	W	12-2
M8	at La.-Lafayette*	W	6-3
M9	at La.-Lafayette*	W	4-2
M10	at La.-Lafayette*	L	5-6
M12	Louisville	L	2-10
M14	at Middle Tennessee*	L	4-10
M15	at Middle Tennessee*	L	5-11
M20	(1) vs. ULM	W	14-4
M21	(1) at Troy	W	14-11
M23	(1) vs. ULM	L	3-11
M23	(1) vs. ULM	L	2-4
M29	(2) vs. Missouri	W	11-5
M30	(2) at Mississippi	L	4-7
M31	(2) vs. Missouri	W	11-6
M31	(2) at Mississippi	W	10-9
J1	(2) at Mississippi	L	1-4

* Sun Belt Conference Game
 (1) Sun Belt Tournament (Troy, Ala.)
 (2) NCAA Regional (Oxford, Miss.)

2010

Record: 35-23 (16-14 SBC)

H: 19-9 • **A:** 14-12 • **N:** 2-2

**T-6TH IN SUN BELT CONFERENCE
 Coach:** Chris Finwood

F19	Kent State	L	10-13
F20	Kent State	W	13-0
F21	Kent State	W	5-3
F26	(1) vs. #29 Texas A&MW	5-1	
F27	(1) vs. Texas State	W	4-3
F28	(1) at Baylor	W	6-2
M2	Austin Peay	W	14-7
M3	at Belmont	L	3-5
M5	Illinois-Chicago	W	14-4

M6	Illinois-Chicago	W	11-5
M7	Illinois-Chicago	L	5-7
M9	Tennessee	W	5-4
M10	at Mississippi State	L	3-9
M12	at New Orleans*	W	17-1
M13	at New Orleans*	W	7-6
M14	at New Orleans*	W	13-7
M16	at #18 Vanderbilt	W	17-2
M17	#18 Vanderbilt	L	6-17
M19	at VCU	W	19-4
M20	at VCU	W	15-3
M21	at VCU	W	9-4
M24	at Murray State	W	14-5
M26	ULM*	W	6-1
M27	ULM - 1*	W	10-0
M27	ULM - 2*	W	10-8
M31	at #30 Kentucky	W	6-3
A2	at Arkansas State*	W	4-3
A3	at Arkansas State*	L	4-6
A4	at Arkansas State*	L	1-3
A6	Murray State	W	12-2
A7	Belmont	W	3-2
A9	South Alabama*	W	13-3
A10	South Alabama*	W	12-4
A11	South Alabama*	L	5-7
A13	at Austin Peay	W	14-7
A14	#12 Louisville	L	6-7
A16	at Florida Atlantic*	L	3-10
A17	at Florida Atlantic - 1*	L	4-5
A17	at Florida Atlantic - 2*	L	8-9
A20	Kentucky	W	24-8
A21	at #11 Louisville	L	4-7
A23	FIU*	L	6-7
A25	FIU - 1*	W	8-4
A25	FIU - 2*	W	8-3
A30	at Troy*	W	7-4
M1	at Troy*	L	4-5
M2	at Troy*	L	3-6
M7	UALR*	W	5-4
M8	UALR*	L	6-8
M9	UALR*	L	2-4
M14	at La.-Lafayette*	W	2-1
M15	at La.-Lafayette*	L	5-12
M16	at La.-Lafayette*	L	3-4
M20	Middle Tennessee*	W	5-1
M21	Middle Tennessee*	L	2-7
M22	Middle Tennessee*	W	15-5
M26	(2) vs. Florida Atlantic ¹	L	8-9
M27	(2) vs. FIU ¹	L	3-7

* Sun Belt Conference Game
 (1) Fifth Annual QTI Baylor Classic
 (2) Sun Belt Tournament (Murfreese-
 boro, Tenn.)

SUN BELT CONFERENCE TEAMS • 33-YEAR RECORDS (1978-2010)

OVERALL RECORD (BY WINS)			SBC RECORD (BY WINS)			SBC TOURNEY RECORD (BY WINS)		
TEAM	RECORD	PCT.	TEAM	RECORD	PCT.	TEAM	RECORD	PCT.
South Alabama	1214-683-1	.639	South Alabama	390-237	.622	South Alabama	75-47	.614
WKU	839-744	.530	Louisiana-Lafayette	294-172	.635	WKU	32-32	.500
Louisiana-Lafayette	682-449	.603	WKU	315-181	.466	Louisiana-Lafayette	31-32	.492
Arkansas State	525-546-1	.490	Arkansas State	210-283-1	.468	Middle Tennessee	25-14	.641
FIU	425-294	.591	FIU	170-156	.521	FIU	21-17	.552
UALR	420-585	.417	UALR	149-330	.311	Arkansas State	13-29	.309
Middle Tennessee	340-242-1	.583	Middle Tennessee	142-120	.541	Troy	11-7	.611
Troy	182-115	.612	Troy	8-54	.619	Florida Atlantic	6-8	.428
Florida Atlantic	135-99-1	.576	ULM	54-64	.457	ULM	5-6	.454
ULM	112-117	.489	Florida Atlantic	63-53-1	.542	UALR	4-10	.285

ALL-TIME SERIES HISTORY

Air Force (1-0)

Neutral: 1-0

1969 Carbondale, Ill. W 7-6
(Governor's Invitational)

Akron (8-3)

Home: 7-2; Away: 1-1

1971 Bowling Green, Ky. L 0-2
1971 Bowling Green, Ky. W 6-1
4/5/81 Bowling Green, Ky. W 3-2
Bowling Green, Ky. W 13-2
4/25/81 Akron, Ohio L 4-5
Akron, Ohio W 7-6
3/18/05 Bowling Green, Ky. W 6-3
3/19/05 Bowling Green, Ky. W 6-4
3/20/05 Bowling Green, Ky. L 9-16
3/17/06 Bowling Green, Ky. W 5-4
3/18/06 Bowling Green, Ky. W 12-7

Alabama (6-11)

Home: 1-1; Away: 5-10

3/7/79 Tuscaloosa, Ala. L 2-9
Tuscaloosa, Ala. W 10-1
3/14/81 Tuscaloosa, Ala. L 8-13
3/15/81 Tuscaloosa, Ala. L 1-2
4/6/81 Bowling Green, Ky. W 10-8
5/5/81 Tuscaloosa, Ala. L 1-9
3/9/82 Tuscaloosa, Ala. W 9-4
3/10/82 Tuscaloosa, Ala. W 5-2
2/21/86 Tuscaloosa, Ala. L 5-22
2/22/86 Tuscaloosa, Ala. W 13-12
2/23/86 Tuscaloosa, Ala. L 5-8
2/20/87 Tuscaloosa, Ala. W 10-4
2/21/87 Tuscaloosa, Ala. L 5-6
2/20/88 Tuscaloosa, Ala. L 0-7
2/21/88 Tuscaloosa, Ala. L 3-9
4/28/92 Tuscaloosa, Ala. L 6-7
5/11/93 Bowling Green, Ky. L 11-13

UAB (29-25)

Home: 18-8; Away: 11-17

3/6/81 Birmingham, Ala. L 1-5
4/9/83 Birmingham, Ala. L 5-11
Birmingham, Ala. W 9-2
4/10/83 Birmingham, Ala. W 9-7
4/24/83 Bowling Green, Ky. L 7-9
Bowling Green, Ky. W 10-7
4/7/84 Birmingham, Ala. L 0-1
4/8/84 Birmingham, Ala. L 3-5
4/21/84 Bowling Green, Ky. W 5-2
Bowling Green, Ky. W 6-5
4/22/84 Bowling Green, Ky. W 14-12
4/6/85 Bowling Green, Ky. W 7-6
Bowling Green, Ky. W 7-3
4/7/85 Bowling Green, Ky. W 8-0
4/20/85 Birmingham, Ala. L 1-12
Birmingham, Ala. W 10-7
4/21/85 Birmingham, Ala. W 11-8
3/29/86 Birmingham, Ala. L 2-5
Birmingham, Ala. L 4-7
3/30/86 Birmingham, Ala. L 4-8
4/19/86 Bowling Green, Ky. W 3-2
Bowling Green, Ky. L 3-6
3/28/87 Birmingham, Ala. L 3-4
Birmingham, Ala. L 5-6
3/29/87 Birmingham, Ala. L 2-3
4/18/87 Bowling Green, Ky. W 4-0
Bowling Green, Ky. W 9-8
4/19/87 Bowling Green, Ky. L 5-10
4/9/88 Bowling Green, Ky. W 10-1
Bowling Green, Ky. W 7-5
4/10/88 Bowling Green, Ky. W 9-4
4/23/88 Birmingham, Ala. W 9-6
4/24/88 Birmingham, Ala. W 10-2
4/25/88 Birmingham, Ala. W 8-5
4/8/89 Birmingham, Ala. W 12-4

4/9/89 Birmingham, Ala. W 7-2
Birmingham, Ala. L 3-9
4/15/89 Bowling Green, Ky. L 3-7
Bowling Green, Ky. W 5-4
4/16/89 Bowling Green, Ky. W 15-5
4/7/90 Bowling Green, Ky. L 0-15
4/8/90 Bowling Green, Ky. L 0-3
Bowling Green, Ky. W 4-2
4/14/90 Birmingham, Ala. W 2-0
Birmingham, Ala. W 6-2
4/15/90 Birmingham, Ala. L 8-9
4/6/91 Birmingham, Ala. L 5-9
Birmingham, Ala. L 6-7
4/7/91 Birmingham, Ala. L 8-12
5/4/91 Bowling Green, Ky. W 8-2
Bowling Green, Ky. L 0-7 (f)
5/5/91 Bowling Green, Ky. L 6-7
3/25/93 Bowling Green, Ky. W 12-2
2/25/94 Birmingham, Ala. L 8-10

Albany (5-2)

Home: 5-2

3/23/07 Bowling Green, Ky. L 8-12
3/24/07 Bowling Green, Ky. W 21-8
3/25/07 Bowling Green, Ky. L 0-7
2/27/09 Bowling Green, Ky. W 11-0
2/27/09 Bowling Green, Ky. W 23-2
3/1/09 Bowling Green, Ky. W 17-6
3/1/09 Bowling Green, Ky. W 13-3

Albion (Mich.) (2-0)

Home: 1-0; Neutral: 1-0

1952 Bowling Green, Ky. W 3-2
3/7/81 Florence, Ala. W 17-0

Arkansas (0-2)

Away: 0-2

3/14/87 Fayetteville, Ark. L 3-8
3/15/87 Fayetteville, Ark. L 2-5

UALR (42-26)

Home: 24-10; Away: 17-16; Neutral: 1-0

4/11/92 Little Rock, Ark. L 11-12
Little Rock, Ark. L 5-8
4/12/92 Little Rock, Ark. L 6-7
4/18/92 Bowling Green, Ky. W 6-4
Bowling Green, Ky. W 7-2
4/19/92 Bowling Green, Ky. W 5-4
3/27/93 Little Rock, Ark. W 8-5
Little Rock, Ark. W 13-9
3/28/93 Little Rock, Ark. W 7-4
4/3/93 Bowling Green, Ky. L 5-6
Bowling Green, Ky. L 0-5
4/4/93 Bowling Green, Ky. W 11-7
4/9/94 Little Rock, Ark. L 9-14
Little Rock, Ark. L 1-4
4/10/94 Little Rock, Ark. L 0-5
5/12/94 Bowling Green, Ky. W 10-5
5/13/94 Bowling Green, Ky. W 6-5
4/22/95 Little Rock, Ark. W 5-3
Little Rock, Ark. L 2-4
4/23/95 Little Rock, Ark. L 10-11
3/30/96 Bowling Green, Ky. W 5-4
Bowling Green, Ky. L 1-10
3/29/97 Little Rock, Ark. L 7-13
Little Rock, Ark. L 4-6
3/30/97 Little Rock, Ark. W 10-1
4/11/98 Bowling Green, Ky. W 6-2
Bowling Green, Ky. W 3-2
4/12/98 Bowling Green, Ky. W 7-6
5/1/99 Little Rock, Ark. W 13-1
Little Rock, Ark. W 5-4
5/2/99 Little Rock, Ark. W 7-5
5/20/99 New Orleans, La. W 9-2
(Sun Belt Tournament)

3/11/00 Little Rock, Ark. W 6-0
Little Rock, Ark. W 6-4
3/12/00 Little Rock, Ark. W 4-0
4/28/00 Bowling Green, Ky. L 4-6
4/29/00 Bowling Green, Ky. L 8-10
4/30/00 Bowling Green, Ky. W 9-5
4/20/01 Bowling Green, Ky. W 9-3
4/21/01 Bowling Green, Ky. W 7-4
4/22/01 Bowling Green, Ky. L 3-15
3/22/02 Little Rock, Ark. W 8-3
3/23/02 Little Rock, Ark. L 6-8
3/24/02 Little Rock, Ark. L 3-7
5/9/03 Bowling Green, Ky. W 7-6
5/10/03 Bowling Green, Ky. W 9-4
5/11/03 Bowling Green, Ky. W 3-2
5/14/04 Little Rock, Ark. W 12-3
5/15/04 Little Rock, Ark. W 6-4
5/16/04 Little Rock, Ark. W 10-8
4/2/05 Bowling Green, Ky. L 6-7
Bowling Green, Ky. L 2-5
4/3/05 Bowling Green, Ky. W 8-6
3/31/06 Little Rock, Ark. W 5-4
4/1/06 Little Rock, Ark. L 8-12
4/2/06 Little Rock, Ark. L 13-14
4/27/07 Bowling Green, Ky. W 3-0
4/28/07 Bowling Green, Ky. W 14-7
4/29/07 Bowling Green, Ky. W 10-4
5/2/08 Little Rock, Ark. W 14-5
5/3/08 Little Rock, Ark. L 8-9
5/4/08 Little Rock, Ark. L 4-9
5/1/09 Bowling Green, Ky. W 12-4
5/2/09 Bowling Green, Ky. W 6-5
5/3/09 Bowling Green, Ky. W 12-2
5/7/10 Bowling Green, Ky. W 5-4
5/8/10 Bowling Green, Ky. L 6-8
5/9/10 Bowling Green, Ky. L 2-4

Arkansas State (32-30)

Home: 14-15; Away: 17-15; Neutral: 1-0

5/1/93 Bowling Green, Ky. L 6-9
Bowling Green, Ky. L 0-9
5/2/93 Bowling Green, Ky. W 3-1
5/8/93 Jonesboro, Ark. L 0-1
Jonesboro, Ark. W 5-2
5/9/93 Jonesboro, Ark. W 3-1
4/2/94 Jonesboro, Ark. W 1-0
Jonesboro, Ark. L 3-8
4/3/94 Jonesboro, Ark. L 3-15
4/30/94 Bowling Green, Ky. L 2-5
Bowling Green, Ky. L 4-5
5/1/94 Bowling Green, Ky. W 13-4
3/18/95 Jonesboro, Ark. L 2-4
Jonesboro, Ark. L 0-15
3/19/95 Jonesboro, Ark. L 0-5
4/20/96 Bowling Green, Ky. L 2-3
Bowling Green, Ky. L 0-4
4/21/96 Bowling Green, Ky. W 11-3
3/15/97 Jonesboro, Ark. W 2-0
Jonesboro, Ark. L 3-4
3/16/97 Jonesboro, Ark. L 2-5
4/4/98 Bowling Green, Ky. L 7-22
Bowling Green, Ky. L 5-6
4/5/98 Bowling Green, Ky. W 8-7
3/20/99 Bowling Green, Ky. W 5-0
Bowling Green, Ky. L 3-4
3/21/99 Bowling Green, Ky. W 10-3
4/17/99 Jonesboro, Ark. W 13-4
Jonesboro, Ark. L 0-1
4/18/99 Jonesboro, Ark. W 9-3
4/14/00 Jonesboro, Ark. W 4-0
4/15/00 Jonesboro, Ark. W 8-2
4/16/00 Jonesboro, Ark. W 5-0
3/23/01 Bowling Green, Ky. L 7-12
3/24/01 Bowling Green, Ky. W 15-4
3/25/01 Bowling Green, Ky. W 8-4

3/31/02 Jonesboro, Ark. W 7-3
Jonesboro, Ark. W 7-4
5/24/02 Mobile, Ala. W 9-8
(Sun Belt Tournament)
4/4/03 Bowling Green, Ky. W 2-1
4/5/03 Bowling Green, Ky. L 1-6
4/9/04 Jonesboro, Ark. W 10-4
4/10/04 Jonesboro, Ark. W 17-10
4/11/04 Jonesboro, Ark. L 6-10
5/7/05 Bowling Green, Ky. L 6-10
Bowling Green, Ky. W 13-10
5/8/05 Bowling Green, Ky. L 9-16
5/5/06 Jonesboro, Ark. L 4-21
5/6/06 Jonesboro, Ark. W 7-6
5/7/06 Jonesboro, Ark. L 12-15
4/13/07 Bowling Green, Ky. L 5-8
4/14/07 Bowling Green, Ky. W 10-3
4/15/07 Bowling Green, Ky. L 4-6
4/18/08 Bowling Green, Ky. W 8-1
4/19/08 Bowling Green, Ky. W 7-6
4/20/08 Bowling Green, Ky. W 13-5
4/17/09 Jonesboro, Ark. W 3-2
4/18/09 Jonesboro, Ark. L 6-8
4/19/09 Jonesboro, Ark. W 3-0
4/2/10 Jonesboro, Ark. W 4-3
4/3/10 Jonesboro, Ark. L 4-6
4/4/10 Jonesboro, Ark. L 1-3

Asbury (Ky.) (2-0)

Home: 2-0

2/23/01 Bowling Green, Ky. W 20-5
2/22/02 Bowling Green, Ky. W 13-2

Auburn (0-2)

Away: 0-2

3/8/79 Auburn, Ala. L 1-17
3/11/09 Auburn, Ala. L 7-11

Auburn HS (2-0)

Home: 2-0

1913 Bowling Green, Ky. W 4-3
1913 Bowling Green, Ky. W 19-13

Aurora (Ill.) (8-0)

Home: 8-0

3/26/81 Bowling Green, Ky. W 8-5
Bowling Green, Ky. W 7-0
3/27/81 Bowling Green, Ky. W 10-0
Bowling Green, Ky. W 12-1
3/26/82 Bowling Green, Ky. W 12-0
Bowling Green, Ky. W 16-4
3/27/82 Bowling Green, Ky. W 6-3
Bowling Green, Ky. W 16-2

Austin Peay (90-54-1)

Home: 47-22-1; Away: 43-32

1933 Clarksville, Tenn. L 7-14
1933 Bowling Green, Ky. L 3-4
1934 Clarksville, Tenn. W 18-4
1934 Bowling Green, Ky. W 17-7
1937 Bowling Green, Ky. W 9-2
1937 Clarksville, Tenn. W 8-5
1938 Clarksville, Tenn. W 10-8
1938 Bowling Green, Ky. L 3-9
1939 Bowling Green, Ky. W 3-1
1939 Clarksville, Tenn. L 9-12
1948 Bowling Green, Ky. W 17-12
1948 Clarksville, Tenn. W 10-5
1949 Bowling Green, Ky. W 3-1
1949 Clarksville, Tenn. W 14-3
1950 Bowling Green, Ky. W 4-2
1950 Clarksville, Tenn. L 6-11
1951 Clarksville, Tenn. L 3-7
1951 Bowling Green, Ky. L 11-24
1957 Clarksville, Tenn. L 4-5
1959 Clarksville, Tenn. W 17-8

1959	Clarksville, Tenn. W	6-5
1960	Clarksville, Tenn. L	1-9
1961	Bowling Green, Ky. W	9-0
1961	Clarksville, Tenn. W	9-0
1962	Clarksville, Tenn. L	6-7
1964	Clarksville, Tenn. W	5-4
1964	Clarksville, Tenn. W	3-1
1964	Clarksville, Tenn. W	8-7
1964	Clarksville, Tenn. W	13-0
1965	Bowling Green, Ky. W	2-0
1965	Bowling Green, Ky. W	5-3
1965	Clarksville, Tenn. L	2-4
1965	Clarksville, Tenn. L	7-10
1966	Clarksville, Tenn. W	5-4
1966	Clarksville, Tenn. L	2-11
1966	Bowling Green, Ky. W	7-0
1966	Bowling Green, Ky. L	1-3
1967	Bowling Green, Ky. W	14-6
1967	Bowling Green, Ky. W	2-1
1967	Clarksville, Tenn. W	4-3
1967	Clarksville, Tenn. L	5-6
1968	Bowling Green, Ky. W	5-3
1968	Bowling Green, Ky. W	4-0
1968	Clarksville, Tenn. W	2-0
1968	Clarksville, Tenn. L	6-7
1969	Bowling Green, Ky. W	9-5
1969	Bowling Green, Ky. W	6-2
1969	Clarksville, Tenn. W	9-0
1969	Clarksville, Tenn. W	11-4
1970	Bowling Green, Ky. W	6-2
1970	Bowling Green, Ky. L	1-2
1970	Clarksville, Tenn. W	4-1
1970	Clarksville, Tenn. L	5-11
1971	Bowling Green, Ky. L	3-5
1971	Bowling Green, Ky. W	5-4
1972	Clarksville, Tenn. W	2-1
1972	Clarksville, Tenn. L	0-12
1972	Bowling Green, Ky. W	4-2
1972	Bowling Green, Ky. L	3-6
1972	Clarksville, Tenn. L	1-2
1972	Clarksville, Tenn. W	5-2
1973	Bowling Green, Ky. L	2-3
1973	Bowling Green, Ky. L	3-4
1973	Bowling Green, Ky. L	3-5
1973	Bowling Green, Ky. W	4-3
1974	Clarksville, Tenn. L	8-15
1974	Clarksville, Tenn. W	6-3
1974	Clarksville, Tenn. L	2-9
1974	Clarksville, Tenn. W	4-3
1975	Bowling Green, Ky. L	7-10
1975	Bowling Green, Ky. W	6-0
1976	Clarksville, Tenn. W	7-0
1976	Clarksville, Tenn. W	2-1
1977	Clarksville, Tenn. L	0-5
1977	Clarksville, Tenn. W	7-4
1978	Bowling Green, Ky. W	5-2
1978	Bowling Green, Ky. L	1-3
1978	Clarksville, Tenn. L	7-10
1978	Clarksville, Tenn. W	7-3
1978	Bowling Green, Ky. L	0-2
1978	Bowling Green, Ky. T	2-2
4/8/79	Clarksville, Tenn. L	2-3
4/25/79	Bowling Green, Ky. W	7-1
	Bowling Green, Ky. L	3-4
4/6/80	Clarksville, Tenn. W	5-4
	Clarksville, Tenn. W	9-8
4/24/80	Bowling Green, Ky. W	5-3
	Bowling Green, Ky. W	16-1
3/29/81	Bowling Green, Ky. W	1-9 (f)
4/30/81	Bowling Green, Ky. W	9-12 (f)
	(OVC Tournament)	
4/1/82	Bowling Green, Ky. W	6-5
	Bowling Green, Ky. W	4-5
4/21/82	Clarksville, Tenn. W	2-1
	Clarksville, Tenn. W	2-1
3/31/83	Bowling Green, Ky. L	4-5

4/12/83	Clarksville, Tenn. W	21-15
3/29/84	Clarksville, Tenn. L	1-2
4/11/84	Bowling Green, Ky. W	13-9
4/3/85	Clarksville, Tenn. W	5-3
4/15/86	Clarksville, Tenn. L	5-6
4/29/86	Bowling Green, Ky. W	7-2
4/29/87	Bowling Green, Ky. W	10-8
4/5/88	Clarksville, Tenn. W	26-13
4/19/88	Bowling Green, Ky. W	20-7
4/12/89	Bowling Green, Ky. L	4-5
4/18/89	Clarksville, Tenn. W	13-6
4/11/90	Bowling Green, Ky. W	10-5
4/23/90	Clarksville, Tenn. W	12-10
2/28/91	Bowling Green, Ky. L	6-9
4/10/91	Bowling Green, Ky. W	7-2
5/7/91	Clarksville, Tenn. W	10-5
4/1/92	Bowling Green, Ky. W	10-2
4/27/92	Clarksville, Tenn. L	3-4
5/11/92	Bowling Green, Ky. W	5-3
4/27/93	Clarksville, Tenn. L	6-18
4/28/93	Bowling Green, Ky. W	10-5
4/21/94	Clarksville, Tenn. W	14-6
4/26/94	Bowling Green, Ky. W	4-2
4/20/95	Bowling Green, Ky. W	8-4
4/25/95	Clarksville, Tenn. L	4-5
4/2/96	Bowling Green, Ky. L	3-17
4/17/96	Clarksville, Tenn. W	8-4
4/2/97	Clarksville, Tenn. L	8-22
4/16/97	Bowling Green, Ky. W	9-3
4/8/98	Bowling Green, Ky. L	8-9
4/15/98	Clarksville, Tenn. W	6-4
4/7/99	Bowling Green, Ky. L	4-12
5/6/99	Clarksville, Tenn. W	13-1
4/18/00	Clarksville, Tenn. W	7-5
4/4/01	Clarksville, Tenn. L	12-14
4/10/01	Bowling Green, Ky. W	8-2
4/2/02	Bowling Green, Ky. W	14-2
4/16/02	Clarksville, Tenn. L	7-8
4/8/03	Clarksville, Tenn. W	9-2
4/14/04	Clarksville, Tenn. W	13-1
4/27/05	Clarksville, Tenn. L	4-5
5/17/05	Bowling Green, Ky. W	29-13
4/4/06	Bowling Green, Ky. L	9-12
4/18/06	Clarksville, Tenn. L	5-11
4/24/07	Bowling Green, Ky. L	5-6
3/26/08	Bowling Green, Ky. L	3-9
4/14/09	Clarksville, Tenn. L	4-7
4/28/09	Bowling Green, Ky. W	14-4
3/2/10	Bowling Green, Ky. W	14-7
4/13/10	Clarksville, Tenn. W	14-7

Ball State (1-1)

Home: 1-1

2/26/83	Bowling Green, Ky. L	5-6
	Bowling Green, Ky. W	9-4

Baylor (1-2)

Away: 1-2

3/12/87	Waco, Texas	5-11
3/13/87	Waco, Texas	6-8
2/28/10	Waco, Texas	6-2

Bellarmino (29-11)

Home: 20-4; Away: 9-7

1960	Bowling Green, Ky. L	2-5
1960	Louisville, Ky. W	4-3
1961	Bowling Green, Ky. W	1-0
1961	Louisville, Ky. W	5-4
1962	Bowling Green, Ky. W	5-0
1962	Louisville, Ky. L	5-9
1963	Bowling Green, Ky. W	9-0
1965	Louisville, Ky. W	9-7
1966	Bowling Green, Ky. W	12-1
1967	Bowling Green, Ky. W	10-2
1967	Louisville, Ky. W	9-2
1968	Bowling Green, Ky. W	4-3

1970	Bowling Green, Ky. W	3-0
1970	Bowling Green, Ky. W	3-0
1973	Bowling Green, Ky. L	5-7
1973	Bowling Green, Ky. W	8-0
1973	Louisville, Ky. L	0-2
1973	Louisville, Ky. L	4-5
1974	Bowling Green, Ky. W	1-0
1974	Bowling Green, Ky. W	5-4
1974	Louisville, Ky. L	7-8
1974	Louisville, Ky. W	7-6
1975	Bowling Green, Ky. W	7-1
1975	Bowling Green, Ky. L	0-3
1977	Bowling Green, Ky. W	5-3
1977	Bowling Green, Ky. W	10-5
1977	Louisville, Ky. W	8-7
1977	Louisville, Ky. W	13-6
3/15/83	Bowling Green, Ky. W	6-5
	Bowling Green, Ky. L	0-5
3/15/84	Louisville, Ky. L	4-7
4/11/85	Bowling Green, Ky. W	5-4
3/26/86	Louisville, Ky. W	6-4
4/8/86	Bowling Green, Ky. W	14-5
3/5/87	Louisville, Ky. W	6-1
3/24/87	Bowling Green, Ky. W	4-1
3/16/88	Louisville, Ky. L	5-6
3/29/88	Bowling Green, Ky. W	11-5
4/4/89	Louisville, Ky. L	3-5
4/17/91	Bowling Green, Ky. W	4-0

Belmont (16-16)

Home: 8-7; Away: 8-9

1954	Bowling Green, Ky. W	9-8
1954	Nashville, Tenn. W	12-9
1955	Nashville, Tenn. W	5-3
1955	Bowling Green, Ky. L	11-14
1958	Nashville, Tenn. W	8-7
1958	Bowling Green, Ky. W	9-2
1959	Bowling Green, Ky. L	7-13
1959	Nashville, Tenn. W	9-0
1960	Nashville, Tenn. L	6-8
1961	Nashville, Tenn. L	0-13
1963	Bowling Green, Ky. L	3-4
1963	Nashville, Tenn. W	7-1
1964	Nashville, Tenn. L	6-7
1964	Bowling Green, Ky. W	16-6
1965	Bowling Green, Ky. L	0-5
1965	Nashville, Tenn. L	1-3
1970	Bowling Green, Ky. W	5-2
1970	Bowling Green, Ky. W	3-1
3/16/99	Nashville, Tenn. W	16-3
2/22/00	Nashville, Tenn. W	8-1
3/12/03	Bowling Green, Ky. L	1-4
3/9/04	Nashville, Tenn. L	3-9
3/23/05	Nashville, Tenn. L	8-9
2/21/06	Nashville, Tenn. L	4-7
5/3/06	Bowling Green, Ky. L	7-15
4/10/07	Bowling Green, Ky. W	6-5
3/5/08	Nashville, Tenn. L	1-6
3/18/08	Bowling Green, Ky. W	14-6
3/3/09	Bowling Green, Ky. L	8-12
3/4/09	Nashville, Tenn. W	7-1
3/2/10	Nashville, Tenn. L	3-5
4/7/10	Bowling Green, Ky. W	3-2

Berea (1-0)

Away: 1-0

1910	Berea, Ky. W	6-4
------	-------------------	-----

Bethel (Ky.) (7-0)

Home: 3-0; Away: 4-0

1926	Bethel, Ky. W	12-0
1926	Bowling Green, Ky. W	6-3
1927	Bethel, Ky. W	1-0
1927	Bethel, Ky. W	1-0
1928	Bowling Green, Ky. W	9-5
1959	Bowling Green, Ky. W	24-2

1959	Bethel, Ky. W	9-0
------	--------------------	-----

Bethel (Tenn.) (7-7)
Home: 2-4; Away: 5-3

1914	Bowling Green, Ky. L	1-3
1914	Bowling Green, Ky. W	9-5
1924	McKenzie, Tenn. L	5-7
1925	McKenzie, Tenn. L	3-5
1925	Bowling Green, Ky. W	9-8
1925	McKenzie, Tenn. W	6-5
1925	McKenzie, Tenn. L	2-4
1925	McKenzie, Tenn. W	1-0
1925	McKenzie, Tenn. W	7-0
1926	McKenzie, Tenn. W	2-1
1926	McKenzie, Tenn. L	3-6
1926	Bowling Green, Ky. L	2-3
1927	McKenzie, Tenn. W	2-0
1927	Bowling Green, Ky. L	3-4

Birmingham-Southern (1-0)

Away: 1-0

2/26/94	Birmingham, Ala. W	3-1
---------	-------------------------	-----

Bowling Green State (5-2)

Home: 5-2

3/24/85	Bowling Green, Ky. W	2-1
3/16/02	Bowling Green, Ky. L	1-3
	Bowling Green, Ky. W	6-2
3/17/02	Bowling Green, Ky. W	8-7
2/22/08	Bowling Green, Ky. W	11-4
2/23/08	Bowling Green, Ky. L	9-12
2/24/08	Bowling Green, Ky. W	14-9

Bradley (4-3)

Home: 4-2; Away: 0-1

1971	Peoria, Ill. L	0-4
3/9/91	Bowling Green, Ky. W	7-6
	Bowling Green, Ky. L	4-16
3/10/91	Bowling Green, Ky. W	7-0
	Bowling Green, Ky. L	3-7
3/2/02	Bowling Green, Ky. W	4-3
	Bowling Green, Ky. W	12-3

Bradley Tech (0-1)

Home: 0-1

1940	Bowling Green, Ky. L	4-6
------	---------------------------	-----

Brescia (2-0)

Home: 2-0

4/18/02	Bowling Green, Ky. W	8-4
3/24/09	Bowling Green, Ky. W	4-3

Butler (10-2)

Home: 9-2; Neutral: 1-0

3/11/81	Panama City, Fla. W	7-2
3/20/90	Bowling Green, Ky. L	2-4
	Bowling Green, Ky. W	12-4
3/15/91	Bowling Green, Ky. W	6-0
3/16/91	Bowling Green, Ky. W	6-0
	Bowling Green, Ky. L	3-4
2/22/97	Bowling Green, Ky. W	8-3
	Bowling Green, Ky. W	2-1
2/23/97	Bowling Green, Ky. W	8-3
3/3/06	Bowling Green, Ky. W	9-3
3/4/06	Bowling Green, Ky. W	12-10
3/5/06	Bowling Green, Ky. W	3-2

Campbellsville (28-4)

Home: 17-2; Away: 11-2

1960	Campbellsville, Ky. W	11-5
1961	Bowling Green, Ky. L	8-9
1961	Bowling Green, Ky. W	6-3
1962	Bowling Green, Ky. W	20-0
1962	Campbellsville, Ky. W	8-6
1962	Campbellsville, Ky. W	4-3
1963	Bowling Green, Ky. W	11-0

ALL-TIME SERIES HISTORY

1963	Bowling Green, Ky. W	8-7
1963	Campbellsville, Ky. L	5-6
1966	Bowling Green, Ky. W	16-10
1967	Bowling Green, Ky. W	10-2
1967	Campbellsville, Ky. W	3-0
1968	Bowling Green, Ky. W	15-2
1969	Campbellsville, Ky. L	1-4
1969	Campbellsville, Ky. W	6-2
1970	Bowling Green, Ky. L	1-2
1970	Bowling Green, Ky. W	7-2
1972	Bowling Green, Ky. W	6-4
1972	Bowling Green, Ky. W	5-3
1973	Bowling Green, Ky. W	6-1
1973	Bowling Green, Ky. W	10-2
1973	Campbellsville, Ky. W	5-1
1973	Campbellsville, Ky. W	7-0
1974	Bowling Green, Ky. W	6-1
1974	Bowling Green, Ky. W	3-2
1974	Campbellsville, Ky. W	17-6
1974	Campbellsville, Ky. W	16-7
1977	Campbellsville, Ky. W	20-0
1978	Bowling Green, Ky. W	15-4
5/6/80	Bowling Green, Ky. W	12-11
5/4/81	Campbellsville, Ky. W	11-4
4/21/83	Bowling Green, Ky. W	5-4

Canisius (1-0)

Neutral: 1-0

3/15/79	n/a..... W	17-4
---------	------------	------

Capital (2-0)

Home: 2-0

1972	Bowling Green, Ky. W	8-3
1972	Bowling Green, Ky. W	6-5

Castle Heights HS (1-0)

Away: 0-1

1916	n/a..... W	11-2
------	------------	------

Central Florida (11-9)

Home: 2-1; Away: 9-8

3/6/83	Orlando, Fla..... W	8-2
3/7/83	Orlando, Fla..... L	0-1
3/8/83	Orlando, Fla..... W	5-3
3/9/83	Orlando, Fla..... L	10-11
3/8/84	Orlando, Fla..... L	2-12
2/9/90	Orlando, Fla..... W	9-3
2/10/90	Orlando, Fla..... L	3-13
	Orlando, Fla..... W	4-2
2/15/91	Orlando, Fla..... W	14-12
2/16/91	Orlando, Fla..... L	2-4
2/17/91	Orlando, Fla..... L	5-6
4/3/92	Orlando, Fla..... W	7-4
4/4/92	Orlando, Fla..... W	10-7
4/5/92	Orlando, Fla..... L	3-4
4/24/92	Bowling Green, Ky. W	12-7
4/25/92	Bowling Green, Ky. W	26-12
4/26/92	Bowling Green, Ky. L	4-12
2/14/03	Orlando, Fla..... W	4-2
2/15/03	Orlando, Fla..... L	5-6
2/16/03	Orlando, Fla..... W	4-3

Central Michigan (1-5)

Home: 1-5

2/25/05	Bowling Green, Ky. W	7-6
2/26/05	Bowling Green, Ky. L	1-4
	Bowling Green, Ky. L	4-8
2/27/05	Bowling Green, Ky. L	1-5
2/17/06	Bowling Green, Ky. L	5-15
	Bowling Green, Ky. L	6-20

Central Normal (Ind.) (2-0)

Home: 2-0

1924	Bowling Green, Ky. W	12-1
1924	Bowling Green, Ky. W	7-3

Centre (22-6)

Home: 8-1; Away: 14-5

1928	Danville, Ky..... W	7-5
1928	Danville, Ky..... W	4-3
1928	Danville, Ky..... W	6-0
1929	Danville, Ky..... L	4-8
1929	Danville, Ky..... W	19-5
1929	Bowling Green, Ky. W	8-3
1929	Bowling Green, Ky. L	8-10
1946	Danville, Ky..... W	18-11
1947	Danville, Ky..... L	7-8
1948	Danville, Ky..... L	9-10
1951	Bowling Green, Ky. W	3-2
1951	Danville, Ky..... W	16-2
1967	Danville, Ky..... W	14-4
1967	Danville, Ky..... W	12-6
1968	Bowling Green, Ky. W	5-4
1968	Bowling Green, Ky. W	3-0
1969	Danville, Ky..... W	3-2
1969	Danville, Ky..... L	1-2
1970	Danville, Ky..... W	21-5
1970	Danville, Ky..... W	6-5
1971	Danville, Ky..... W	8-1
1971	Danville, Ky..... W	5-3
1972	Bowling Green, Ky. W	6-1
1972	Bowling Green, Ky. W	7-5
1974	Danville, Ky..... L	4-7
1974	Danville, Ky..... W	10-2
1975	Bowling Green, Ky. W	8-0
1975	Bowling Green, Ky. W	3-2

Charleston Southern (0-1)

Away: 0-1

2/11/01	Charleston, S.C..... L	3-4
---------	------------------------	-----

Charlotte (2-0)

Home: 1-0; Away: 1-0

5/10/87	Charlotte, N.C..... W	9-4
5/18/88	Bowling Green, Ky. W	10-2
	(Sun Belt Tournament)	

Cincinnati (5-0)

Home: 4-0; Away: 1-0

1937	Cincinnati, Ohio..... W	10-6
3/22/90	Bowling Green, Ky. W	7-6
3/1/98	Bowling Green, Ky. W	6-1
2/26/99	Bowling Green, Ky. W	10-0
2/28/99	Bowling Green, Ky. W	13-10

Cleveland State (1-0)

Home: 1-0

3/19/82	Bowling Green, Ky. W	2-0
---------	---------------------------	-----

Coastal Carolina (0-2)

Away: 0-2

2/11/89	Conway, S.C..... L	3-10
2/12/89	Conway, S.C..... L	7-16

College of Charleston (2-0)

Away: 2-0

2/9/01	Charleston, S.C..... W	10-3
2/10/01	Charleston, S.C..... W	7-5

Columbus (Ga.) (5-3)

Home: 2-1; Away: 3-2

1978	Columbus, Ga..... L	2-3
3/9/79	Columbus, Ga..... W	6-1
	Columbus, Ga..... W	7-2
3/22/80	Columbus, Ga..... W	13-4
	Columbus, Ga..... L	5-6
5/10/86	Bowling Green, Ky. W	10-2
	Bowling Green, Ky. L	2-4
5/11/86	Bowling Green, Ky. W	7-3

Cumberland (Ky.) (3-2-1)

Home: 1-0; Away: 2-2-1

1916	Williamsburg, Ky. T	0-0
1916	Williamsburg, Ky. W	6-4
1923	Bowling Green, Ky. W	5-4
1923	Williamsburg, Ky. L	2-10
1937	Williamsburg, Ky. L	6-7
1937	Williamsburg, Ky. W	15-2

Cumberland (Tenn.) (12-4-1)

Home: 5-2; Away: 7-2-1

4/17/84	Lebanon, Tenn..... W	5-2
	Lebanon, Tenn..... W	1-0
4/26/84	Lebanon, Tenn..... L	4-5
2/28/85	Lebanon, Tenn..... W	11-2
	Lebanon, Tenn..... W	3-2
4/8/85	Bowling Green, Ky. L	5-13
4/18/85	Bowling Green, Ky. W	6-1
3/1/86	Lebanon, Tenn..... L	2-3
	Lebanon, Tenn..... W	4-3
4/16/86	Bowling Green, Ky. W	11-8
3/3/87	Bowling Green, Ky. W	10-5
3/23/87	Bowling Green, Ky. W	7-4
4/1/87	Lebanon, Tenn..... W	17-3
3/22/88	Bowling Green, Ky. W	11-6
3/14/89	Lebanon, Tenn..... W	9-8
3/23/89	Bowling Green, Ky. L	3-10
4/11/91	Lebanon, Tenn..... T	6-6

Dayton (5-2)

Home: 5-2

3/9/02	Bowling Green, Ky. W	7-6
	Bowling Green, Ky. L	4-6
3/10/02	Bowling Green, Ky. L	2-9
3/4/03	Bowling Green, Ky. W	3-0
3/6/04	Bowling Green, Ky. W	4-3
	Bowling Green, Ky. W	5-3
3/7/04	Bowling Green, Ky. W	16-6

Defiance (Ohio) (1-0)

Home: 1-0

1926	Bowling Green, Ky. W	7-2
------	---------------------------	-----

DePaul (1-0)

Home: 1-0

1942	Bowling Green, Ky. W	7-6
------	---------------------------	-----

duPont Manual HS (2-0)

Home: 2-0

1912	Bowling Green, Ky. W	4-0
1913	Bowling Green, Ky. W	3-2

East Tennessee State (2-3)

Home: 1-3; Away: 1-0

1958	Johnson City, Tenn. ... W	4-3
1960	Bowling Green, Ky. L	2-3
1978	Bowling Green, Ky. W	8-4
	(OVC Tournament)	
1978	Bowling Green, Ky. L	2-3
	(OVC Tournament)	
1978	Bowling Green, Ky. L	5-7
	(OVC Tournament)	

Eastern Illinois (12-4)

Home: 12-4

1978	Bowling Green, Ky. W	11-8
1978	Bowling Green, Ky. L	1-5
1978	Bowling Green, Ky. L	4-10
3/29/79	Bowling Green, Ky. W	4-0
	Bowling Green, Ky. W	7-1
3/30/79	Bowling Green, Ky. W	9-4
3/26/88	Bowling Green, Ky. L	5-7
3/27/88	Bowling Green, Ky. W	6-3
	Bowling Green, Ky. W	7-6
3/25/89	Bowling Green, Ky. W	9-0
	Bowling Green, Ky. W	2-1
3/26/89	Bowling Green, Ky. L	2-1
3/16/90	Bowling Green, Ky. W	13-5

2/23/91	Bowling Green, Ky. W	5-2
	Bowling Green, Ky. W	20-2
2/24/91	Bowling Green, Ky. W	6-1

Eastern Kentucky (72-59-2)

Home: 45-20-1; Away: 27-39-1

1910	Bowling Green, Ky. W	6-0
	(First Game in WKU history)	
1910	Richmond, Ky. L	0-5
1912	Richmond, Ky. W	4-2
1912	Bowling Green, Ky. W	4-0
1913	Richmond, Ky. L	0-4
1913	Richmond, Ky. L	2-3
1913	Bowling Green, Ky. W	6-5
1913	Bowling Green, Ky. W	22-0
1914	Richmond, Ky. L	0-1
1914	Richmond, Ky. W	11-3
1916	Richmond, Ky. W	10-0
1916	Richmond, Ky. W	7-2
1922	Bowling Green, Ky. W	5-4
1922	Bowling Green, Ky. W	12-5
1928	Bowling Green, Ky. W	n/a
1929	Bowling Green, Ky. W	9-8
1929	Bowling Green, Ky. W	16-2
1935	Richmond, Ky. L	1-6
1936	Richmond, Ky. L	0-3
1937	Richmond, Ky. L	9-10
1937	Richmond, Ky. L	2-7
1938	Richmond, Ky. L	7-9
1938	Richmond, Ky. L	4-5
1938	Bowling Green, Ky. L	0-10
1938	Bowling Green, Ky. L	5-12
1939	Bowling Green, Ky. L	6-12
1939	Bowling Green, Ky. W	11-10
1939	Richmond, Ky. W	15-14
1939	Richmond, Ky. L	4-5
1940	Richmond, Ky. W	5-0
1940	Richmond, Ky. L	6-7
1940	Bowling Green, Ky. W	16-6
1940	Bowling Green, Ky. L	2-9
1941	Bowling Green, Ky. L	8-9
1942	Richmond, Ky. L	2-3
1942	Richmond, Ky. W	11-1
1946	Richmond, Ky. W	8-7
1946	Bowling Green, Ky. W	6-2
1947	Richmond, Ky. L	0-6
1948	Bowling Green, Ky. L	4-10
1948	Richmond, Ky. L	5-7
1950	Bowling Green, Ky. W	2-1
1951	Richmond, Ky. L	5-6
1951	Bowling Green, Ky. W	16-11
1951	Bowling Green, Ky. W	4-3
	(OVC Tournament)	
1951	Bowling Green, Ky. L	2-3
	(OVC Tournament)	
1951	Bowling Green, Ky. W	8-6
	(OVC Tournament)	
1952	Richmond, Ky. L	3-4
	(OVC Tournament)	
1952	Richmond, Ky. W	1-0
	(OVC Tournament)	
1952	Richmond, Ky. W	9-4
	(OVC Tournament)	
1954	Bowling Green, Ky. L	5-6
1954	Richmond, Ky. L	5-6
1954	Richmond, Ky. L	0-8
1958	Bowling Green, Ky. W	4-3
1959	Richmond, Ky. L	0-10
1960	Bowling Green, Ky. T	2-2
1962	Richmond, Ky. L	3-7
1971	Bowling Green, Ky. L	5-6
1971	Bowling Green, Ky. W	7-4
1972	Richmond, Ky. L	4-5
1972	Richmond, Ky. L	0-1
1972	Bowling Green, Ky. L	4-5
1972	Bowling Green, Ky. W	7-0

1972	Richmond, Ky.	W	3-2
1972	Richmond, Ky.	L	0-1
1973	Richmond, Ky.	W	8-1
1973	Richmond, Ky.	T	1-1
1973	Bowling Green, Ky.	W	8-1
1973	Bowling Green, Ky.	W	5-2
1974	Bowling Green, Ky.	W	7-3
1974	Bowling Green, Ky.	L	3-4
1975	Richmond, Ky.	L	4-5
1975	Richmond, Ky.	L	10-11
1977	Bowling Green, Ky.	W	4-3
1977	Bowling Green, Ky.	W	9-3
4/7/79	Bowling Green, Ky.	W	3-0
	Bowling Green, Ky.	L	3-4
4/22/79	Richmond, Ky.	W	16-6
	Richmond, Ky.	W	12-1
4/5/80	Bowling Green, Ky.	W	4-1
	Bowling Green, Ky.	W	20-0
4/20/80	Richmond, Ky.	W	6-5
	Richmond, Ky.	W	12-8
4/11/81	Richmond, Ky.	W	3-1
	Richmond, Ky.	W	18-6
4/16/81	Bowling Green, Ky.	L	0-4
4/17/81	Bowling Green, Ky.	W	11-6
4/30/81	Bowling Green, Ky.	L	8-11
	(OVC Tournament)		
5/1/82	Bowling Green, Ky.	W	6-3
	(OVC Tournament)		
3/31/84	Bowling Green, Ky.	W	5-3
	Bowling Green, Ky.	L	4-8
5/6/84	Richmond, Ky.	L	1-4
	Richmond, Ky.	L	4-7
3/23/88	Bowling Green, Ky.	L	8-9
3/24/88	Bowling Green, Ky.	W	9-2
3/15/89	Bowling Green, Ky.	W	6-2
5/11/89	Richmond, Ky.	L	4-14
3/27/90	Bowling Green, Ky.	L	2-10
5/10/90	Richmond, Ky.	W	14-7
3/6/91	Bowling Green, Ky.	W	8-2
5/8/91	Richmond, Ky.	L	3-4
3/24/92	Richmond, Ky.	W	20-3
3/10/93	Richmond, Ky.	W	15-4
4/6/93	Bowling Green, Ky.	W	9-6
3/31/94	Bowling Green, Ky.	W	7-1
5/11/94	Richmond, Ky.	L	10-11
3/29/95	Richmond, Ky.	L	6-8
4/12/95	Bowling Green, Ky.	W	14-9
3/26/96	Richmond, Ky.	L	5-6
4/9/96	Bowling Green, Ky.	W	10-7
3/25/97	Richmond, Ky.	L	5-10
4/30/97	Bowling Green, Ky.	W	10-6
5/5/98	Richmond, Ky.	W	17-6
4/8/99	Richmond, Ky.	L	11-18
4/21/99	Bowling Green, Ky.	L	6-12
4/12/00	Bowling Green, Ky.	W	7-1
5/10/00	Richmond, Ky.	W	16-6
4/25/01	Bowling Green, Ky.	W	17-3
5/9/01	Richmond, Ky.	L	4-5
3/12/02	Bowling Green, Ky.	W	3-2
5/15/02	Richmond, Ky.	W	11-0
3/26/03	Richmond, Ky.	L	8-12
5/14/03	Bowling Green, Ky.	W	9-8
3/21/04	Bowling Green, Ky.	L	6-16
5/12/04	Richmond, Ky.	W	20-11
4/13/05	Bowling Green, Ky.	W	9-5
5/11/05	Richmond, Ky.	W	11-10
4/5/06	Bowling Green, Ky.	W	9-5
5/16/06	Richmond, Ky.	W	14-4
4/11/07	Bowling Green, Ky.	W	16-7
4/25/07	Richmond, Ky.	L	11-16
4/9/08	Bowling Green, Ky.	L	5-9
3/17/09	Richmond, Ky.	L	7-8
4/22/09	Bowling Green, Ky.	W	11-9

Elkton HS (2-1)
Home: 1-0; Away: 1-1

1912	Bowling Green, Ky.	W	5-1
1912	Elkton, Ky.	L	0-3
1912	Elkton, Ky.	W	13-3
Evansville (35-28-2) Home: 22-11-2; Away: 13-17			
1926	Bowling Green, Ky.	L	3-6
1926	Bowling Green, Ky.	L	3-6
1926	Bowling Green, Ky.	W	5-3
1926	Bowling Green, Ky.	W	24-4
1926	Evansville, Ind.	W	5-4
1946	Bowling Green, Ky.	W	12-6
1946	Evansville, Ind.	W	20-9
1947	Evansville, Ind.	L	5-6
1947	Evansville, Ind.	L	1-6
1948	Bowling Green, Ky.	L	1-5
1948	Evansville, Ind.	L	0-14
1949	Evansville, Ind.	L	1-8
1950	Evansville, Ind.	W	12-4
1950	Bowling Green, Ky.	W	12-4
1951	Bowling Green, Ky.	W	2-1
1951	Evansville, Ind.	W	14-4
1952	Evansville, Ind.	L	8-10
1952	Bowling Green, Ky.	W	8-5
1953	Bowling Green, Ky.	W	17-2
1953	Evansville, Ind.	W	8-6
1954	Bowling Green, Ky.	W	6-1
1954	Evansville, Ind.	W	10-6
1956	Bowling Green, Ky.	T	6-6
1956	Evansville, Ind.	W	5-4
1970	Evansville, Ind.	L	4-5
1970	Evansville, Ind.	W	17-7
1974	Bowling Green, Ky.	L	1-2
1974	Bowling Green, Ky.	W	1-0
1977	Bowling Green, Ky.	L	10-13
1977	Evansville, Ind.	L	5-6
1978	Bowling Green, Ky.	W	5-0
3/9/80	Bowling Green, Ky.	W	4-2
	Bowling Green, Ky.	T	4-4
4/13/81	Bowling Green, Ky.	W	7-2
	Bowling Green, Ky.	W	10-0
3/23/82	Evansville, Ind.	L	5-6
	Evansville, Ind.	W	9-1
3/7/85	Bowling Green, Ky.	L	2-8
	Bowling Green, Ky.	L	2-8
5/1/86	Evansville, Ind.	W	8-6
	Evansville, Ind.	L	1-3
4/28/87	Bowling Green, Ky.	W	10-9
	Bowling Green, Ky.	L	5-14
4/26/88	Bowling Green, Ky.	W	5-4
4/27/88	Evansville, Ind.	L	3-18
4/25/89	Bowling Green, Ky.	W	8-7
4/26/89	Evansville, Ind.	L	6-7
4/24/90	Bowling Green, Ky.	W	8-2
4/25/90	Evansville, Ind.	L	7-19
4/23/91	Bowling Green, Ky.	W	5-2
4/24/91	Evansville, Ind.	L	2-9
4/21/92	Evansville, Ind.	W	8-4
4/22/92	Bowling Green, Ky.	W	8-4
4/20/93	Bowling Green, Ky.	W	11-7
4/21/93	Evansville, Ind.	L	5-6
4/20/94	Evansville, Ind.	L	6-7
4/18/95	Bowling Green, Ky.	L	6-10
4/19/95	Evansville, Ind.	L	9-10
4/15/97	Bowling Green, Ky.	L	3-6
4/22/97	Evansville, Ind.	L	7-10
4/20/99	Bowling Green, Ky.	L	3-5
5/12/99	Evansville, Ind.	W	11-7
5/1/07	Bowling Green, Ky.	W	10-7
3/25/08	Evansville, Ind.	W	10-1
4/15/08	Bowling Green, Ky.	W	11-3
Faculty (1-0) Home: 1-0			
1912	Bowling Green, Ky.	W	15-2

Ferris State (4-2)			
Home: 4-2			
3/26/79	Bowling Green, Ky.	W	9-1
	Bowling Green, Ky.	W	6-1
3/27/79	Bowling Green, Ky.	W	7-3
	Bowling Green, Ky.	W	4-3
3/24/83	Bowling Green, Ky.	L	4-11
	Bowling Green, Ky.	L	8-9
Florida (0-6)			
Away: 0-6			
3/12/79	Gainesville, Fla.	L	2-3
3/13/79	Gainesville, Fla.	L	3-4
3/17/80	Gainesville, Fla.	L	7-8
3/18/80	Gainesville, Fla.	L	15-16
2/24/98	Gainesville, Fla.	L	2-3
2/25/98	Gainesville, Fla.	L	2-3
Florida Atlantic (6-11)			
Home: 3-3; Away: 1-5; Neutral: 2-3			
3/9/07	Bowling Green, Ky.	L	3-13
3/10/07	Bowling Green, Ky.	W	12-11
3/11/07	Bowling Green, Ky.	L	7-9
5/24/07	Mobile, Ala.	L	6-7
	(Sun Belt Tournament)		
4/25/08	Boca Raton, Fla.	L	6-12
4/26/08	Boca Raton, Fla.	W	11-5
4/27/08	Boca Raton, Fla.	L	5-10
5/21/08	Lafayette, La.	W	9-0
	(Sun Belt Tournament)		
5/24/08	Lafayette, La.	L	5-6
	(Sun Belt Tournament)		
	Lafayette, La.	W	5-4
	(Sun Belt Tournament)		
4/24/09	Bowling Green, Ky.	L	1-3
4/25/09	Bowling Green, Ky.	W	8-3
4/26/09	Bowling Green, Ky.	W	4-3
4/16/10	Boca Raton, Fla.	L	3-10
4/17/10	Boca Raton, Fla.	L	4-5
4/18/10	Boca Raton, Fla.	L	8-9
5/26/10	Murfreesboro, Tenn. ...	L	8-9
	(Sun Belt Tournament)		
Florida International (24-22)			
Home: 14-8; Away: 6-11; Neutral: 4-3			
5/8/99	Bowling Green, Ky.	W	4-3
	Bowling Green, Ky.	W	8-1
5/9/99	Bowling Green, Ky.	W	10-7
5/22/99	New Orleans, La.	L	2-3
	(Sun Belt Tournament)		
3/17/00	Miami, Fla.	L	6-7
3/18/00	Miami, Fla.	L	7-11
5/5/00	Bowling Green, Ky.	W	3-2
	Bowling Green, Ky.	L	5-10
5/6/00	Bowling Green, Ky.	L	6-8
5/18/00	Mobile, Ala.	L	6-9
	(Sun Belt Tournament)		
4/27/01	Miami, Fla.	L	2-6
4/28/01	Miami, Fla.	L	2-5
4/29/01	Miami, Fla.	W	3-2
4/5/02	Bowling Green, Ky.	W	8-2
4/6/02	Bowling Green, Ky.	W	14-5
4/7/02	Bowling Green, Ky.	W	8-6
3/28/03	Miami, Fla.	L	9-10
3/29/03	Miami, Fla.	W	11-7
3/30/03	Miami, Fla.	L	9-10
5/21/03	Lafayette, La.	W	13-9
	(Sun Belt Tournament)		
5/23/03	Lafayette, La.	W	8-3
	(Sun Belt Tournament)		
4/2/04	Bowling Green, Ky.	W	2-1
4/3/04	Bowling Green, Ky.	L	8-17
4/4/04	Bowling Green, Ky.	L	6-7
5/27/04	Mobile, Ala.	W	6-5
	(Sun Belt Tournament)		
5/28/04	Mobile, Ala.	W	13-7

(Sun Belt Tournament)			
5/13/05	Miami, Fla.	L	5-11
5/14/05	Miami, Fla.	W	9-8
5/15/05	Miami, Fla.	L	3-4
5/12/06	Bowling Green, Ky.	L	4-5
5/13/06	Bowling Green, Ky.	L	0-5
5/14/06	Bowling Green, Ky.	W	9-5
5/25/06	Bowling Green, Ky.	L	6-8
	(Sun Belt Tournament)		
3/16/07	Miami, Fla.	L	2-5
3/17/07	Miami, Fla.	W	6-5
3/18/07	Miami, Fla.	W	13-5
4/5/08	Bowling Green, Ky.	W	14-6
	Bowling Green, Ky.	W	17-1
4/6/08	Bowling Green, Ky.	W	10-9
4/3/09	Miami, Fla.	L	8-9
4/4/09	Miami, Fla.	W	5-4
4/5/09	Miami, Fla.	L	9-12
4/23/10	Bowling Green, Ky.	L	6-7
4/25/10	Bowling Green, Ky.	W	8-4
4/25/10	Bowling Green, Ky.	W	8-3
5/27/10	Murfreesboro, Tenn. ...	L	3-7
	(Sun Belt Tournament)		
Florida State (1-14)			
Away: 1-14			
1978	Tallahassee, Fla.	L	4-13
1978	Tallahassee, Fla.	L	3-16
3/17/79	Tallahassee, Fla.	L	4-14
5/24/80	Tallahassee, Fla.	L	7-19
	(NCAA Regional)		
5/25/80	Tallahassee, Fla.	L	5-10
	(NCAA Regional)		
3/11/85	Tallahassee, Fla.	L	5-11
	Tallahassee, Fla.	W	10-6
2/2/90	Tallahassee, Fla.	L	3-6
2/3/90	Tallahassee, Fla.	L	4-6
2/4/90	Tallahassee, Fla.	L	4-6
1/29/00	Tallahassee, Fla.	L	1-8
	Tallahassee, Fla.	L	1-2
1/30/00	Tallahassee, Fla.	L	1-6
2/3/01	Tallahassee, Fla.	L	4-5
3/4/01	Tallahassee, Fla.	L	4-8
Fort Knox (1-3)			
Home: 0-1; Away: 1-2			
1942	Fort Knox, Ky.	L	2-5
1950	Bowling Green, Ky.	L	9-12
1950	Fort Knox, Ky.	W	16-5
1952	Fort Knox, Ky.	L	4-13
Franklin (Ind.) (2-0)			
Home: 2-0			
4/23/86	Bowling Green, Ky.	W	9-0 (f)
	Bowling Green, Ky.	W	9-0 (f)
Georgetown (Ky.) (5-0)			
Home: 4-0; Away: 1-0			
1913	Bowling Green, Ky.	W	3-0
1913	Bowling Green, Ky.	W	8-0
1927	Bowling Green, Ky.	W	4-2
1927	Bowling Green, Ky.	W	13-7
1928	Georgetown, Ky.	W	n/a
Georgia (2-0)			
Away: 2-0			
2/23/85	Athens, Ga.	W	4-3
2/24/85	Athens, Ga.	W	9-4
Georgia Southern (1-1)			
Away: 1-1			
1978	Statesboro, Ga.	W	8-3
3/10/79	Statesboro, Ga.	L	3-23
Georgia Southwestern (1-0)			
Away: 1-0			

ALL-TIME SERIES HISTORY

1977 Americus, Ga..... W 2-1

Georgia State (3-1)
Away: 1-1; Neutral: 1-0

3/4/83 Atlanta, Ga..... L 5-10
 2/22/92 Macon, Ga..... W 15-3
 2/13/93 Atlanta, Ga..... W 14-2
 2/14/93 Atlanta, Ga..... W 20-4

Georgia Tech (1-5)
Away: 1-5

3/6/82 Atlanta, Ga..... L 5-8
 3/7/82 Atlanta, Ga..... W 6-3
 3/7/86 Atlanta, Ga..... L 8-10
 2/15/97 Atlanta, Ga..... L 0-6
 Atlanta, Ga..... L 2-14
 2/16/97 Atlanta, Ga..... L 10-22

Glasgow HS (1-0)
Away: 1-0

1912 Glasgow, Ky..... W 14-0

Grand Valley State (1-2)
Home: 1-2

1978 Bowling Green, Ky..... W 11-6
 1978 Bowling Green, Ky..... L 4-9
 3/28/82 Bowling Green, Ky..... L 7-8

Hanover (1-0)
Home: 1-0

1923 Bowling Green, Ky..... W 21-7

Hillsdale HS (4-1)
Home: 4-1

1958 Bowling Green, Ky..... W 7-5
 1959 Bowling Green, Ky..... W 8-5
 1960 Bowling Green, Ky..... W 8-6
 1961 Bowling Green, Ky..... L 2-7
 1961 Bowling Green, Ky..... W 5-4

Hopkinsville HS (0-1)
Home: 0-1

1938 Hopkinsville, Ky..... L 0-3

Houston (7-6)
Away: 7-6

3/7/87 Houston, Texas..... W 4-1
 Houston, Texas..... W 5-3
 3/8/87 Houston, Texas..... L 5-6
 3/9/87 Houston, Texas..... W 3-2
 3/5/88 Houston, Texas..... L 1-9
 3/6/88 Houston, Texas..... W 5-3
 3/7/88 Houston, Texas..... W 8-5
 3/7/89 Houston, Texas..... L 1-5
 Houston, Texas..... W 5-4
 3/8/89 Houston, Texas..... L 5-6
 3/3/90 Houston, Texas..... W 6-3
 3/4/90 Houston, Texas..... L 0-2
 3/5/90 Houston, Texas..... L 3-11

Huntington (Ind.) (5-0)
Home: 5-0

3/17/83 Bowling Green, Ky..... W 13-8
 3/19/83 Bowling Green, Ky..... W 17-9
 Bowling Green, Ky..... W 15-10
 3/22/85 Bowling Green, Ky..... W 10-2
 3/23/85 Bowling Green, Ky..... W 15-1

Illinois (1-7)
Home: 1-2; Neutral: 0-5

3/20/87 Bowling Green, Ky..... L 7-10
 3/21/87 Bowling Green, Ky..... L 4-6
 3/22/87 Bowling Green, Ky..... W 12-9
 3/18/89 Miami, Fla..... L 6-7
 3/19/89 Miami, Fla..... L 1-4
 Miami, Fla..... L 1-6

2/27/04 Starkville, Miss..... L 0-4
 (Mississippi State Challenge)
 2/28/04 Starkville, Miss..... L 0-10
 (Mississippi State Challenge)

Illinois Benedictine (1-0)
Neutral: 1-0

3/21/80 Valdosta, Ga..... W 10-0

Illinois-Chicago (2-1)
Home: 2-1

3/5/10 Bowling Green, Ky..... W 14-4
 3/6/10 Bowling Green, Ky..... W 11-5
 3/7/10 Bowling Green, Ky..... L 5-7

Illinois State (11-12)
Home: 11-12

3/19/83 Bowling Green, Ky..... L 6-8
 3/16/84 Bowling Green, Ky..... W 5-4
 3/18/84 Bowling Green, Ky..... L 4-5
 Bowling Green, Ky..... L 1-8
 3/23/91 Bowling Green, Ky..... L 4-5
 3/24/91 Bowling Green, Ky..... L 0-1
 Bowling Green, Ky..... W 6-5
 2/28/98 Bowling Green, Ky..... W 12-5
 2/20/99 Bowling Green, Ky..... L 4-9
 2/21/99 Bowling Green, Ky..... W 9-4
 2/22/99 Bowling Green, Ky..... W 4-3
 3/3/00 Bowling Green, Ky..... W 10-7
 3/4/00 Bowling Green, Ky..... L 6-9
 3/5/00 Bowling Green, Ky..... L 5-10
 2/17/01 Bowling Green, Ky..... L 3-8
 2/18/01 Bowling Green, Ky..... L 2-8
 Bowling Green, Ky..... W 6-5
 2/23/02 Bowling Green, Ky..... W 5-4
 Bowling Green, Ky..... W 11-0
 2/24/02 Bowling Green, Ky..... W 10-3
 3/4/05 Bowling Green, Ky..... W 6-5
 3/5/05 Bowling Green, Ky..... L 1-7
 3/6/05 Bowling Green, Ky..... L 4-6

Indiana (3-0)
Home: 3-0

1924 Bowling Green, Ky..... W 6-0
 3/14/82 Bowling Green, Ky..... W 9-1
 2/23/90 Bowling Green, Ky..... W 4-3

IPFW (2-1)
Home: 2-1

4/22/06 Bowling Green, Ky..... L 3-4
 Bowling Green, Ky..... W 9-3
 4/23/06 Bowling Green, Ky..... W 13-4

IUPUI (5-1)
Home: 5-1

1977 Bowling Green, Ky..... W 11-3
 1978 Bowling Green, Ky..... W 9-0
 2/25/84 Bowling Green, Ky..... W 5-2
 Bowling Green, Ky..... W 8-4
 2/26/84 Bowling Green, Ky..... W 7-4
 Bowling Green, Ky..... L 3-5

Indiana Southeast (4-1)
Home: 3-0; Away: 1-1

3/27/80 Bowling Green, Ky..... W 14-5
 4/8/81 New Albany, Ind..... W 14-10
 New Albany, Ind..... L 2-6
 3/17/82 Bowling Green, Ky..... W 10-0
 Bowling Green, Ky..... W 7-0

Indiana State (5-4-1)
Home: 3-2-1; Away: 2-2

3/20/82 Bowling Green, Ky..... L 4-8
 Bowling Green, Ky..... W 7-6
 4/4/83 Terre Haute, Ind..... W 9-8
 Terre Haute, Ind..... L 1-4

4/2/84 Bowling Green, Ky..... W 3-2
 Bowling Green, Ky..... T 2-2
 4/2/85 Bowling Green, Ky..... W 4-0
 Bowling Green, Ky..... L 6-16
 4/24/85 Terre Haute, Ind..... L 5-7
 Terre Haute, Ind..... W 6-5

Indiana Tech (4-0)
Home: 4-0

3/16/95 Bowling Green, Ky..... W 17-1
 3/12/96 Bowling Green, Ky..... W 13-12
 3/14/96 Bowling Green, Ky..... W 5-1
 3/12/97 Bowling Green, Ky..... W 12-1

Iowa (3-0)
Home: 2-0; Neutral: 1-0

1978 Bowling Green, Ky..... W 8-7
 1978 Bowling Green, Ky..... W 8-5
 3/21/81 Murray, Ky..... W 9-1

Jacksonville (13-25)
Home: 6-10; Away: 5-14; Neutral: 2-1

1976 Jacksonville, Fla..... L 5-6
 1976 Jacksonville, Fla..... L 5-6
 3/11/79 Jacksonville, Fla..... W 13-5
 5/12/85 Norfolk, Va..... L 10-11
 (Sun Belt Tournament)
 5/13/85 Norfolk, Va..... W 7-4
 3/8/86 Jacksonville, Fla..... L 6-10
 3/9/86 Jacksonville, Fla..... L 11-12
 3/10/86 Jacksonville, Fla..... L 3-11
 5/13/86 Tampa, Fla..... W 7-5
 (Sun Belt Tournament)
 5/20/88 Bowling Green, Ky..... L 4-6
 (Sun Belt Tournament)
 5/15/91 Jacksonville, Fla..... L 2-5
 (Sun Belt Tournament)
 3/20/92 Bowling Green, Ky..... L 5-11
 3/21/92 Bowling Green, Ky..... W 8-5
 3/22/92 Bowling Green, Ky..... L 6-20
 3/19/93 Jacksonville, Fla..... L 2-8
 3/20/93 Jacksonville, Fla..... L 10-11
 3/21/93 Jacksonville, Fla..... L 0-6
 4/9/93 Bowling Green, Ky..... W 9-8
 4/10/93 Bowling Green, Ky..... W 3-2
 4/11/93 Bowling Green, Ky..... W 19-3
 3/12/94 Jacksonville, Fla..... W 2-1
 Jacksonville, Fla..... L 1-5
 3/13/94 Jacksonville, Fla..... W 4-1
 4/16/94 Bowling Green, Ky..... L 1-4
 Bowling Green, Ky..... L 1-2
 4/17/94 Bowling Green, Ky..... L 4-6
 3/11/95 Bowling Green, Ky..... L 4-6
 Bowling Green, Ky..... L 0-2
 3/12/95 Bowling Green, Ky..... L 6-9
 4/27/96 Jacksonville, Fla..... L 6-8
 Jacksonville, Fla..... W 12-5
 4/28/96 Jacksonville, Fla..... W 11-1
 4/18/97 Bowling Green, Ky..... W 5-4
 Bowling Green, Ky..... W 5-19
 4/19/97 Bowling Green, Ky..... W 15-14
 3/14/98 Jacksonville, Fla..... L 6-7
 Jacksonville, Fla..... L 2-10
 3/15/98 Jacksonville, Fla..... L 3-10

Jacksonville State (0-1)
Away: 0-1

1977 Jacksonville, Ala..... L 1-8

Kent State (2-2)
Home: 2-2

1964 Bowling Green, Ky..... L 2-8
 2/19/10 Bowling Green, Ky..... L 10-13
 2/20/10 Bowling Green, Ky..... W 13-0
 2/21/10 Bowling Green, Ky..... W 5-3

Kentucky (22-30)
Home: 10-11; Away: 13-18; Neutral: 0-1

1967 Lexington, Ky..... W 9-7
 1975 Lexington, Ky..... L 2-6
 1975 Lexington, Ky..... L 1-2
 1978 Lexington, Ky..... W 4-2
 5/2/79 Bowling Green, Ky..... L 1-2
 Lexington, Ky..... L 0-3
 Lexington, Ky..... L 5-6
 4/30/80 Bowling Green, Ky..... W 10-6
 3/24/81 Lexington, Ky..... L 3-8
 4/21/81 Bowling Green, Ky..... L 4-6
 Bowling Green, Ky..... L 1-7
 5/3/85 Lexington, Ky..... L 4-7
 5/4/85 Elizabethtown, Ky..... L 4-5
 5/5/85 Lexington, Ky..... L 3-4
 4/7/88 Bowling Green, Ky..... L 3-7
 3/16/89 Bowling Green, Ky..... W 7-4
 4/13/89 Lexington, Ky..... L 6-8
 4/4/90 Bowling Green, Ky..... L 1-2
 4/19/90 Lexington, Ky..... W 5-1
 4/18/91 Bowling Green, Ky..... W 10-9
 5/9/91 Lexington, Ky..... W 3-2
 4/9/92 Lexington, Ky..... L 9-10
 4/13/93 Lexington, Ky..... L 9-15
 5/12/93 Bowling Green, Ky..... L 6-7
 4/12/94 Lexington, Ky..... L 4-8
 4/19/94 Bowling Green, Ky..... L 5-12
 3/21/95 Bowling Green, Ky..... L 7-8
 4/27/95 Lexington, Ky..... L 3-8
 4/1/96 Bowling Green, Ky..... W 17-16
 5/8/96 Lexington, Ky..... W 7-5
 4/8/97 Lexington, Ky..... L 8-9
 4/29/97 Bowling Green, Ky..... W 10-7
 4/14/98 Lexington, Ky..... W 8-6
 4/28/98 Bowling Green, Ky..... L 3-13
 4/27/99 Lexington, Ky..... W 7-5
 4/19/00 Bowling Green, Ky..... W 8-4
 5/9/00 Lexington, Ky..... L 1-3
 3/27/01 Bowling Green, Ky..... W 9-2
 4/18/01 Lexington, Ky..... L 5-9
 4/17/02 Lexington, Ky..... W 5-1
 5/14/02 Bowling Green, Ky..... W 9-6
 4/16/03 Bowling Green, Ky..... W 3-2
 5/13/03 Lexington, Ky..... W 10-3
 3/10/04 Bowling Green, Ky..... L 6-18
 5/11/04 Lexington, Ky..... L 5-10
 3/7/06 Lexington, Ky..... W 7-6
 3/21/07 Lexington, Ky..... L 5-12
 4/2/08 Lexington, Ky..... L 3-7
 4/23/08 Bowling Green, Ky..... L 1-2
 4/8/09 Lexington, Ky..... W 10-9
 3/31/10 Lexington, Ky..... W 6-3
 4/20/10 Bowling Green, Ky..... W 24-8

Kentucky Southern (2-0)
Home: 2-0

1969 Bowling Green, Ky..... W 11-0
 1969 Bowling Green, Ky..... W 8-3

Kentucky State (2-0)
Home: 2-0

3/13/01 Bowling Green, Ky..... W 31-0
 3/30/05 Bowling Green, Ky..... W 21-3

Kentucky Wesleyan (54-26)
Home: 30-13; Away: 22-13; Neutral: 2-0

1928 Bowling Green, Ky..... W n/a
 1928 Owensboro, Ky..... W n/a
 1929 Bowling Green, Ky..... W 6-3
 1929 Bowling Green, Ky..... W 3-0
 1956 Owensboro, Ky..... W 2-0
 1957 Bowling Green, Ky..... W 10-4
 1957 Owensboro, Ky..... W 10-4

1958	Bowling Green, Ky. W	12-0
1959	Bowling Green, Ky. W	5-0
1959	Owensboro, Ky. W	17-6
1960	Owensboro, Ky. L	3-9
1960	Bowling Green, Ky. W	6-3
1961	Bowling Green, Ky. L	2-4
1961	Bowling Green, Ky. L	2-4
1961	Owensboro, Ky. W	1-0
1961	Owensboro, Ky. W	4-0
1962	Bowling Green, Ky. L	1-3
1962	Bowling Green, Ky. W	6-5
1962	Owensboro, Ky. L	2-6
1962	Owensboro, Ky. L	2-6
1963	Bowling Green, Ky. L	7-8
1963	Owensboro, Ky. L	2-3
1964	Bowling Green, Ky. W	5-4
1964	Bowling Green, Ky. L	5-8
1965	Owensboro, Ky. L	2-5
1965	Owensboro, Ky. L	2-6
1965	Bowling Green, Ky. L	1-12
1965	Bowling Green, Ky. L	1-5
1966	Owensboro, Ky. L	1-6
1966	Owensboro, Ky. W	2-1
1966	Bowling Green, Ky. L	4-7
1966	Bowling Green, Ky. W	6-5
1973	Bowling Green, Ky. W	5-4
1973	Bowling Green, Ky. L	2-6
1973	Bowling Green, Ky. W	3-0
1973	Bowling Green, Ky. W	8-2
1973	Owensboro, Ky. W	6-1
1973	Owensboro, Ky. L	3-4
1974	Bowling Green, Ky. W	13-7
1974	Bowling Green, Ky. L	4-6
1974	Owensboro, Ky. W	11-5
1974	Owensboro, Ky. W	13-6
1974	Bowling Green, Ky. W	4-2
1974	Bowling Green, Ky. W	8-2
1974	Owensboro, Ky. W	6-5
1974	Owensboro, Ky. L	1-6
1975	Owensboro, Ky. L	1-6
1975	Owensboro, Ky. L	2-3
1975	Bowling Green, Ky. W	5-4
1975	Bowling Green, Ky. W	17-6
1976	Bowling Green, Ky. L	0-4
1976	Bowling Green, Ky. W	7-0
1976	Owensboro, Ky. L	4-5
1976	Owensboro, Ky. L	6-7
1977	Owensboro, Ky. W	11-8
1977	Owensboro, Ky. W	10-0
1977	Bowling Green, Ky. W	9-6
1977	Bowling Green, Ky. L	0-2
1978	Bowling Green, Ky. W	12-3
1978	Bowling Green, Ky. W	14-0
1978	Owensboro, Ky. W	17-0
1978	Owensboro, Ky. W	10-0
4/24/79	Bowling Green, Ky. W	6-3
	Bowling Green, Ky. L	2-7
5/1/79	Owensboro, Ky. W	13-7
3/15/80	Valdosta, Ga. W	12-1
	Valdosta, Ga. W	17-0
4/2/80	Owensboro, Ky. W	7-2
	Owensboro, Ky. W	4-0
4/7/81	Bowling Green, Ky. W	7-3
	Bowling Green, Ky. W	9-0
4/28/81	Owensboro, Ky. W	15-5
	Owensboro, Ky. W	14-2
4/12/82	Owensboro, Ky. W	7-3
	Owensboro, Ky. W	20-0
4/13/82	Bowling Green, Ky. W	13-2
	Bowling Green, Ky. W	3-2
3/28/83	Bowling Green, Ky. W	7-0 (f)
	Bowling Green, Ky. W	7-0 (f)
3/31/09	Bowling Green, Ky. W	15-0

Lamar (3-10)

Home: 2-4; Away: 1-5; Neutral: 0-1

5/15/92	Mobile, Ala. L	5-8
	(Sun Belt Tournament)	
4/29/95	Bowling Green, Ky. L	6-13
	Bowling Green, Ky. L	1-6
4/30/95	Bowling Green, Ky. W	6-5
	(2,000th WKU Game)	
4/6/96	Beaumont, Texas L	14-15
	Beaumont, Texas L	7-20
4/7/96	Beaumont, Texas L	4-5
4/5/97	Bowling Green, Ky. L	9-17
4/6/97	Bowling Green, Ky. L	7-10
	Bowling Green, Ky. W	5-3
3/28/98	Beaumont, Texas L	3-7
	Beaumont, Texas L	4-8
3/29/98	Beaumont, Texas W	7-3
LaSalle (1-0)		
Neutral: 1-0		
3/7/84	Orlando, Fla. W	16-4
Lincoln (Mo.) (2-0)		
Home: 2-0		
3/5/86	Bowling Green, Ky. W	14-1
	Bowling Green, Ky. W	14-0
Lindsey Wilson (9-1)		
Home: 5-0; Away: 4-1		
1933	Columbia, Ky. W	4-1
1933	Columbia, Ky. W	3-2
1933	Bowling Green, Ky. W	13-3
1933	Bowling Green, Ky. W	9-3
1934	Columbia, Ky. L	5-9
1934	Columbia, Ky. W	26-5
1935	Columbia, Ky. W	4-1
1935	Bowling Green, Ky. W	15-6
1936	Bowling Green, Ky. W	7-3
1936	Bowling Green, Ky. W	12-7
Lipscomb (36-32-1)		
Home: 20-12-1; Away: 16-20		
1934	Bowling Green, Ky. W	7-1
1934	Nashville, Tenn. W	n/a
1935	Nashville, Tenn. W	7-0
1935	Bowling Green, Ky. W	4-1
1939	Bowling Green, Ky. W	11-3
1940	Nashville, Tenn. W	11-2
1940	Bowling Green, Ky. W	4-2
1941	Nashville, Tenn. W	18-2
1941	Bowling Green, Ky. W	15-6
1952	Bowling Green, Ky. W	7-3
1953	Bowling Green, Ky. L	0-11
1954	Nashville, Tenn. W	8-7
1954	Bowling Green, Ky. L	7-9
1955	Bowling Green, Ky. L	2-4
1955	Nashville, Tenn. W	9-4
1956	Nashville, Tenn. W	14-9
1956	Bowling Green, Ky. L	6-8
1957	Nashville, Tenn. L	3-18
1957	Bowling Green, Ky. W	9-6
1964	Bowling Green, Ky. W	10-3
1965	Nashville, Tenn. L	1-3
1965	Nashville, Tenn. W	4-1
1966	Bowling Green, Ky. L	7-11
1966	Bowling Green, Ky. L	12-14
1967	Nashville, Tenn. L	2-7
1967	Nashville, Tenn. L	3-6
1968	Nashville, Tenn. W	6-4
1968	Nashville, Tenn. L	1-6
1968	Bowling Green, Ky. W	6-5
1968	Bowling Green, Ky. W	5-1
1969	Nashville, Tenn. L	0-6
1969	Nashville, Tenn. L	8-12
1970	Nashville, Tenn. L	3-5
1970	Nashville, Tenn. L	9-10
1970	Nashville, Tenn. L	5-10
1970	Bowling Green, Ky. W	10-3

1972	Bowling Green, Ky. W	5-4
1973	Nashville, Tenn. L	0-13
1973	Nashville, Tenn. L	1-4
1974	Bowling Green, Ky. W	4-3
1974	Bowling Green, Ky. L	4-6
1974	Nashville, Tenn. L	1-9
1974	Nashville, Tenn. W	8-3
1975	Nashville, Tenn. L	10-22
1975	Nashville, Tenn. L	1-5
1976	Bowling Green, Ky. L	4-7
1976	Nashville, Tenn. W	6-4
1977	Bowling Green, Ky. W	8-2
1977	Nashville, Tenn. L	5-7
1978	Nashville, Tenn. L	8-9
1978	Bowling Green, Ky. W	12-8
4/6/79	Bowling Green, Ky. L	3-10
	Bowling Green, Ky. L	6-10
5/8/80	Nashville, Tenn. W	10-7
3/23/81	Nashville, Tenn. L	0-4
3/25/86	Bowling Green, Ky. T	3-3
2/25/87	Bowling Green, Ky. W	10-2
3/21/88	Nashville, Tenn. L	2-4
4/23/02	Nashville, Tenn. W	8-3
4/18/03	Bowling Green, Ky. W	7-6
4/19/03	Bowling Green, Ky. L	3-11
4/20/03	Nashville, Tenn. L	0-3
3/12/04	Bowling Green, Ky. W	5-2
3/13/04	Nashville, Tenn. L	8-10
3/14/04	Nashville, Tenn. W	4-3
4/24/04	Bowling Green, Ky. W	12-1
4/25/04	Nashville, Tenn. W	6-5
4/1/09	Bowling Green, Ky. W	10-6
4/29/09	Nashville, Tenn. W	9-3
Louisiana-Lafayette (21-38)		
Home: 10-11; Away: 7-23; Neutral: 4-4		
5/13/92	Mobile, Ala. L	6-8
	(Sun Belt Tournament)	
4/1/95	Lafayette, La. L	2-9
	Lafayette, La. L	3-11
4/2/95	Lafayette, La. W	7-5
3/23/96	Bowling Green, Ky. L	2-7
	Bowling Green, Ky. W	7-1
3/24/96	Bowling Green, Ky. L	0-2
4/12/97	Lafayette, La. L	8-19
	Lafayette, La. L	5-6
4/13/97	Lafayette, La. L	3-9
5/2/98	Bowling Green, Ky. L	3-9
	Bowling Green, Ky. L	4-15
5/3/98	Bowling Green, Ky. L	0-6
3/26/99	Lafayette, La. L	4-5
3/27/99	Lafayette, La. L	3-5
3/28/99	Lafayette, La. L	3-4
4/23/99	Bowling Green, Ky. L	4-8
4/24/99	Bowling Green, Ky. W	9-8
4/25/99	Bowling Green, Ky. W	8-5
5/19/99	New Orleans, La. L	2-9
	(Sun Belt Tournament)	
5/21/99	New Orleans, La. W	6-0
	(Sun Belt Tournament)	
4/21/00	Lafayette, La. L	4-5
4/22/00	Lafayette, La. L	3-5
4/23/00	Lafayette, La. L	2-5
5/17/00	Mobile, Ala. W	8-3
	(Sun Belt Tournament)	
5/19/00	Mobile, Ala. L	3-7
	(Sun Belt Tournament)	
3/16/01	Bowling Green, Ky. L	3-5
3/17/01	Bowling Green, Ky. W	5-0
3/18/01	Bowling Green, Ky. L	5-7
5/3/02	Lafayette, La. W	5-4
5/4/02	Lafayette, La. L	1-5
5/5/02	Lafayette, La. L	3-4
5/23/02	Mobile, Ala. W	2-1
	(Sun Belt Tournament)	
3/21/03	Bowling Green, Ky. W	4-3

3/22/03	Bowling Green, Ky. L	0-1
3/23/03	Bowling Green, Ky. W	7-3
3/26/04	Lafayette, La. L	3-4
3/27/04	Lafayette, La. L	3-4
3/28/04	Lafayette, La. W	9-7
5/21/05	Bowling Green, Ky. W	14-5
	Bowling Green, Ky. L	1-11
5/22/05	Bowling Green, Ky. W	4-3
5/25/05	Miami, Fla. W	4-3
	(Sun Belt Tournament)	
5/27/05	Miami, Fla. L	4-6
	(Sun Belt Tournament)	
5/18/06	Lafayette, La. L	3-11
5/19/06	Lafayette, La. L	1-3
5/20/06	Lafayette, La. L	3-13
4/6/07	Lafayette, La. L	2-8
4/7/07	Lafayette, La. W	6-5
	Lafayette, La. L	6-10
5/9/08	Bowling Green, Ky. L	5-7
5/10/08	Bowling Green, Ky. W	11-4
5/11/08	Bowling Green, Ky. W	13-4
5/9/09	Lafayette, La. W	6-3
5/10/09	Lafayette, La. W	4-2
5/11/09	Lafayette, La. L	5-6
5/14/10	Lafayette, La. W	2-1
5/15/10	Lafayette, La. L	5-12
5/16/10	Lafayette, La. L	3-4

Louisiana-Monroe (10-6)

Home: 6-0 Away: 2-4; Neutral: 2-2

4/20/07	Monroe, La. L	7-13
4/21/07	Monroe, La. W	8-5
4/22/07	Monroe, La. L	4-7
3/8/08	Monroe, La. L	1-9
	Monroe, La. W	16-5
3/9/08	Monroe, La. L	5-9
5/23/08	Lafayette, La. W	10-4
	(Sun Belt Tournament)	
3/6/09	Bowling Green, Ky. W	8-5
3/7/09	Bowling Green, Ky. W	14-2
3/8/09	Bowling Green, Ky. W	12-2
5/20/09	Troy, Ala. W	14-4
	(Sun Belt Tournament)	
5/23/09	Troy, Ala. L	3-11
	(Sun Belt Tournament)	
5/23/09	Troy, Ala. L	2-4
	(Sun Belt Tournament)	
3/26/10	Bowling Green, Ky. W	6-1
3/27/10	Bowling Green, Ky. W	10-0
3/27/10	Bowling Green, Ky. W	10-8

Louisiana State (0-3)

Away: 0-3

2/16/96	Baton Rouge, La. L	0-9
2/17/96	Baton Rouge, La. L	0-18
2/18/96	Baton Rouge, La. L	1-18

Louisiana Tech (13-13)

Home: 5-7; Away: 6-6; Neutral: 2-0

5/14/92	Mobile, Ala. W	5-4
	(Sun Belt Tournament)	
5/5/95	Bowling Green, Ky. L	2-13
5/6/95	Bowling Green, Ky. W	9-8
	Bowling Green, Ky. W	8-1
3/9/96	Ruston, La. W	12-6
	Ruston, La. W	5-2
3/10/96	Ruston, La. W	5-4
4/26/97	Bowling Green, Ky. L	11-16
	Bowling Green, Ky. L	1-13
4/27/97	Bowling Green, Ky. L	8-15
4/25/98	Ruston, La. W	18-5
	Ruston, La. W	4-2
4/26/98	Ruston, La. L	9-12
5/14/99	Bowling Green, Ky. W	5-3
5/15/99	Bowling Green, Ky. L	9-10
	Bowling Green, Ky. W	4-3

ALL-TIME SERIES HISTORY

5/18/99	New Orleans, La..... W	4-3
	(Sun Belt Tournament)	
3/24/00	Bowling Green, Ky..... W	5-1
	Bowling Green, Ky..... L	2-21
3/25/00	Bowling Green, Ky..... L	2-3
5/12/00	Ruston, La..... L	10-11
	Ruston, La..... L	3-12
5/13/00	Ruston, La..... L	4-9
5/11/01	Ruston, La..... L	8-11
	Ruston, La..... L	12-13
5/12/01	Ruston, La..... W	7-5

Louisville (65-59)

Home: 31-25; Away: 34-34

1924	Louisville, Ky..... W	11-6
1925	Louisville, Ky..... W	12-9
1925	Louisville, Ky..... L	13-14
1925	Bowling Green, Ky..... W	5-4
1925	Bowling Green, Ky..... L	3-7
1926	Louisville, Ky..... L	0-4
1926	Louisville, Ky..... L	4-7
1926	Bowling Green, Ky..... W	7-3
1927	Louisville, Ky..... L	7-11
1927	Louisville, Ky..... L	7-8
1928	Bowling Green, Ky..... W	22-8
1928	Bowling Green, Ky..... W	9-7
1929	Louisville, Ky..... W	11-4
1929	Louisville, Ky..... W	11-9
1933	Louisville, Ky..... L	1-5
1933	Bowling Green, Ky..... L	1-3
1934	Bowling Green, Ky..... W	7-1
1934	Louisville, Ky..... W	12-2
1935	Louisville, Ky..... W	20-0
1935	Bowling Green, Ky..... W	8-4
1936	Bowling Green, Ky..... L	3-7
1936	Louisville, Ky..... W	5-2
1937	Bowling Green, Ky..... W	13-10
1937	Louisville, Ky..... L	9-11
1938	Bowling Green, Ky..... L	8-14
1938	Louisville, Ky..... W	9-8
1939	Bowling Green, Ky..... L	1-4
1939	Louisville, Ky..... L	2-5
1940	Bowling Green, Ky..... W	15-14
1940	Louisville, Ky..... L	1-8
1941	Bowling Green, Ky..... W	4-2
1941	Louisville, Ky..... L	8-20
1942	Louisville, Ky..... L	3-4
1942	Bowling Green, Ky..... W	10-4
1946	Bowling Green, Ky..... W	12-6
1946	Louisville, Ky..... W	9-2
1947	Louisville, Ky..... W	3-2
1948	Bowling Green, Ky..... W	14-7
1948	Louisville, Ky..... L	3-7
1949	Bowling Green, Ky..... L	0-5
1970	Louisville, Ky..... L	2-7
1970	Louisville, Ky..... L	7-8
1971	Louisville, Ky..... W	4-3
1973	Bowling Green, Ky..... L	8-9
1973	Bowling Green, Ky..... W	7-2
1973	Louisville, Ky..... L	3-0
1973	Louisville, Ky..... L	3-7
1974	Bowling Green, Ky..... W	4-3
1974	Bowling Green, Ky..... W	9-8
1974	Louisville, Ky..... W	14-7
1974	Louisville, Ky..... W	6-1
1975	Louisville, Ky..... L	2-12
1975	Louisville, Ky..... L	3-8
1975	Bowling Green, Ky..... L	3-4
1975	Bowling Green, Ky..... L	5-6
1976	Louisville, Ky..... W	12-11
1976	Louisville, Ky..... L	4-26
1977	Louisville, Ky..... L	3-4
1977	Bowling Green, Ky..... L	3-4
1977	Bowling Green, Ky..... L	4-5
1978	Louisville, Ky..... L	2-10
1978	Louisville, Ky..... W	15-10

4/3/79	Bowling Green, Ky..... W	6-2
	Bowling Green, Ky..... L	1-2
4/17/79	Louisville, Ky..... W	4-2
	Louisville, Ky..... W	4-3
4/1/80	Bowling Green, Ky..... W	8-3
	Bowling Green, Ky..... W	3-2
3/31/81	Bowling Green, Ky..... W	5-2
	Bowling Green, Ky..... W	5-2
4/14/81	Louisville, Ky..... W	11-3
	Louisville, Ky..... L	8-11
3/29/82	Louisville, Ky..... W	12-2
	Louisville, Ky..... W	9-7
5/8/83	Louisville, Ky..... W	10-9
	Louisville, Ky..... W	5-3
4/4/84	Bowling Green, Ky..... L	8-13
	Bowling Green, Ky..... L	1-2
4/10/84	Louisville, Ky..... L	2-12
	Louisville, Ky..... W	14-9
4/23/85	Louisville, Ky..... W	19-15
4/25/85	Bowling Green, Ky..... W	7-6
4/17/86	Louisville, Ky..... L	1-4
2/23/88	Bowling Green, Ky..... W	9-8
4/20/88	Louisville, Ky..... W	18-5
3/29/90	Bowling Green, Ky..... W	5-0
3/7/91	Bowling Green, Ky..... L	5-12
2/26/92	Louisville, Ky..... L	7-12
4/7/92	Bowling Green, Ky..... L	10-16
3/11/93	Louisville, Ky..... W	12-11
3/30/93	Bowling Green, Ky..... W	12-11
3/28/94	Louisville, Ky..... W	6-5
4/13/94	Bowling Green, Ky..... W	14-12
3/9/95	Louisville, Ky..... W	13-4
4/4/95	Bowling Green, Ky..... L	6-9
3/27/96	Louisville, Ky..... W	17-3
4/16/96	Bowling Green, Ky..... W	12-9
3/4/97	Louisville, Ky..... W	11-7
3/19/97	Bowling Green, Ky..... W	8-7
3/24/98	Bowling Green Ky..... W	10-9
3/2/99	Louisville, Ky..... L	6-9
3/10/99	Bowling Green, Ky..... L	8-9
2/23/00	Louisville, Ky..... L	4-6
3/22/00	Bowling Green, Ky..... L	7-8
3/21/01	Louisville, Ky..... L	1-4
4/24/01	Bowling Green, Ky..... L	2-4
4/9/02	Louisville, Ky..... W	10-9
4/30/02	Louisville, Ky..... L	3-11
3/11/03	Louisville, Ky..... L	1-18
3/25/03	Bowling Green Ky..... W	4-3
3/23/04	Louisville, Ky..... W	8-1
4/6/04	Bowling Green, Ky..... L	6-9
4/5/05	Bowling Green, Ky..... L	4-9
4/25/05	Louisville, Ky..... L	8-9
4/25/06	Louisville, Ky..... W	4-3
5/2/06	Bowling Green, Ky..... W	10-6
3/7/07	Louisville, Ky..... L	1-4
4/17/07	Bowling Green, Ky..... L	3-14
4/1/08	Bowling Green, Ky..... W	10-5
4/30/08	Louisville, Ky..... L	7-8
3/25/09	Louisville, Ky..... L	6-7
5/12/09	Bowling Green, Ky..... L	2-10
4/14/10	Bowling Green, Ky..... L	6-7
4/21/10	Louisville, Ky..... L	4-7

Marietta (Ga.) (0-2)

Neutral: 0-2

3/9/81	Panama City, Fla..... L	6-9
3/14/85	Paintsville, Ky..... L	4-5

Marshall (8-4)

Home: 7-4; Away: 1-0

2/29/92	Bowling Green, Ky..... L	7-10
	Bowling Green, Ky..... W	8-2
3/1/92	Bowling Green, Ky..... W	5-4
4/14/93	Huntington, W. Va..... W	8-2
3/19/94	Bowling Green, Ky..... L	1-8
	Bowling Green, Ky..... W	5-4

3/20/94	Bowling Green, Ky..... L	6-9
3/2/96	Bowling Green, Ky..... L	4-12
	Bowling Green, Ky..... W	9-5
3/3/96	Bowling Green, Ky..... W	22-6
2/26/99	Bowling Green, Ky..... W	9-5
2/27/99	Bowling Green, Ky..... W	6-2

Maryland (0-1)

Neutral: 0-1

2/13/05	Rock Hill, S.C..... L	1-2
	(Coca-Cola Classic)	

McKendree (Ill.) (3-0)

Home: 3-0

4/3/80	Bowling Green, Ky..... W	1-0
4/4/80	Bowling Green, Ky..... W	18-4
	Bowling Green, Ky..... W	3-1

Memphis (0-1)

Neutral: 0-1

5/11/87	Charlotte, N.C..... L	3-13
---------	-----------------------	------

Mercer (0-5)

Away: 0-5

1976	Macon, Ga..... L	3-5
1977	Macon, Ga..... L	3-8
1977	Macon, Ga..... L	6-7
1977	Macon, Ga..... L	4-9
2/21/92	Macon, Ga..... L	7-11

Miami (Fla.) (0-1)

Away: 0-1

1978	Miami, Fla..... L	2-3
------	-------------------	-----

Miami (Ohio) (1-0)

Home: 1-0

1951	Bowling Green, Ky..... W	10-7
------	--------------------------	------

Michigan State (4-0)

Home: 4-0

1927	Bowling Green, Ky..... W	4-3
3/15/03	Bowling Green, Ky..... W	3-2
	Bowling Green, Ky..... W	13-3
3/16/03	Bowling Green, Ky..... W	5-0

Middle Tennessee (106-95-2)

Home: 63-39-1; Away: 42-53-1; Neutral: 1-3

1911	Murfreesboro, Tenn. .. W	7-2
1911	Murfreesboro, Tenn. .. W	11-0
1912	Bowling Green, Ky..... W	5-3
1912	Bowling Green, Ky..... L	4-5
1912	Murfreesboro, Tenn. .. W	9-0
1913	Murfreesboro, Tenn. .. W	7-2
1913	Murfreesboro, Tenn. .. W	11-1
1913	Bowling Green, Ky..... W	15-2
1913	Bowling Green, Ky..... W	3-2
1914	Bowling Green, Ky..... W	3-2
1914	Bowling Green, Ky..... W	13-9
1914	Murfreesboro, Tenn. ... L	5-20
1914	Murfreesboro, Tenn. .. W	12-6
1923	Murfreesboro, Tenn. .. W	8-1
1924	Murfreesboro, Tenn. .. W	16-8
1924	Murfreesboro, Tenn. .. W	17-8
1925	Murfreesboro, Tenn. .. W	14-0
1925	Murfreesboro, Tenn. .. W	10-6
1925	Bowling Green, Ky..... W	4-3
1925	Bowling Green, Ky..... L	3-8
1927	Murfreesboro, Tenn. ... L	3-4
1927	Murfreesboro, Tenn. .. W	4-0
1927	Bowling Green, Ky..... W	6-1
1927	Bowling Green, Ky..... W	5-3
1928	Bowling Green, Ky..... W	21-2
1928	Bowling Green, Ky..... L	1-8
1928	Murfreesboro, Tenn. .. W	7-6
1928	Murfreesboro, Tenn. .. W	5-2
1929	Murfreesboro, Tenn. ... L	11-12

1929	Bowling Green, Ky..... W	4-3
1929	Bowling Green, Ky..... L	3-5
1930	Bowling Green, Ky..... W	14-0
1930	Bowling Green, Ky..... W	1-0
1935	Bowling Green, Ky..... L	2-5
1936	Bowling Green, Ky..... W	11-6
1936	Murfreesboro, Tenn. ... L	8-9
1939	Murfreesboro, Tenn. ... L	5-6
1939	Bowling Green, Ky..... W	6-4
1940	Murfreesboro, Tenn. ... L	11-12
1940	Bowling Green, Ky..... L	7-14
1941	Murfreesboro, Tenn. ... L	9-10
1941	Bowling Green, Ky..... W	8-7
1952	Murfreesboro, Tenn. .. W	8-7
1953	Murfreesboro, Tenn. .. W	9-8
1953	Bowling Green, Ky..... T	6-6
1954	Murfreesboro, Tenn. ... L	2-15
1954	Bowling Green, Ky..... L	4-5
1954	Murfreesboro, Tenn. ... L	5-15
1955	Murfreesboro, Tenn. ... L	3-5
1955	Bowling Green, Ky..... W	12-11
1956	Murfreesboro, Tenn. ... L	2-3
1956	Bowling Green, Ky..... W	9-3
1956	Murfreesboro, Tenn. ... L	5-7
1957	Murfreesboro, Tenn. .. W	7-1
1957	Bowling Green, Ky..... W	13-9
1958	Murfreesboro, Tenn. ... L	5-6
1958	Bowling Green, Ky..... L	4-14
1959	Murfreesboro, Tenn. ... L	5-7
1959	Bowling Green, Ky..... W	4-0
1960	Murfreesboro, Tenn. .. W	8-6
1960	Bowling Green, Ky..... L	5-8
1962	Bowling Green, Ky..... L	1-6
1962	Murfreesboro, Tenn. ... L	3-6
1962	Murfreesboro, Tenn. ... L	1-8
1963	Bowling Green, Ky..... W	4-2
1963	Bowling Green, Ky..... W	4-2
1963	Murfreesboro, Tenn. .. W	7-5
1963	Murfreesboro, Tenn. ... L	2-8
1964	Bowling Green, Ky..... L	1-2
1964	Bowling Green, Ky..... L	1-2
1965	Murfreesboro, Tenn. ... L	2-19
1965	Murfreesboro, Tenn. .. W	6-0
1965	Bowling Green, Ky..... L	2-4
1965	Bowling Green, Ky..... W	1-0
1966	Bowling Green, Ky..... L	1-2
1966	Bowling Green, Ky..... L	4-5
1967	Murfreesboro, Tenn. .. W	4-1
1967	Murfreesboro, Tenn. ... L	4-5
1967	Bowling Green, Ky..... L	3-4
1967	Bowling Green, Ky..... L	2-5
1968	Murfreesboro, Tenn. ... L	0-11
1968	Murfreesboro, Tenn. ... L	2-4
1968	Bowling Green, Ky..... L	3-5
1968	Bowling Green, Ky..... L	3-4
1969	Murfreesboro, Tenn. .. W	9-0
1969	Bowling Green, Ky..... W	4-1
1969	Bowling Green, Ky..... W	2-1
1970	Murfreesboro, Tenn. .. W	7-4
1970	Murfreesboro, Tenn. ... T	7-7
1970	Bowling Green, Ky..... W	11-8
1970	Bowling Green, Ky..... W	9-3
1971	Murfreesboro, Tenn. .. W	18-0
1971	Murfreesboro, Tenn. ... L	1-2
1971	Bowling Green, Ky..... W	7-5
1971	Bowling Green, Ky..... W	5-4
1972	Murfreesboro, Tenn. .. W	8-1
1972	Bowling Green, Ky..... W	6-2
1972	Bowling Green, Ky..... W	10-4
1972	Bowling Green, Ky..... W	3-2
1973	Murfreesboro, Tenn. ... L	1-2
1973	Murfreesboro, Tenn. ... L	0-1
1973	Murfreesboro, Tenn. .. W	2-1
1973	Murfreesboro, Tenn. ... L	5-10
1974	Bowling Green, Ky..... W	8-7

ALL-TIME SERIES HISTORY

1974	Bowling Green, Ky.L	2-3
1975	Murray, Ky.L	9-10
1975	Murray, Ky.L	3-17
1976	Bowling Green, Ky.L	1-5
1976	Murray, Ky.L	0-5
1976	Murray, Ky.L	4-6
1976	Murray, Ky.L	4-10
1977	Bowling Green, Ky.L	1-4
1977	Murray, Ky.L	2-10
1977	Murray, Ky.L	6-12
1977	Murray, Ky.L	12-13
1978	Bowling Green, Ky.W	5-0
1978	Bowling Green, Ky.W	4-3
1978	Murray, Ky.L	2-6
1978	Murray, Ky.W	7-4
4/11/79	Bowling Green, Ky.W	1-0
	Bowling Green, Ky.T	5-5
4/29/79	Murray, Ky.L	4-10
	Murray, Ky.L	2-3
4/10/80	Bowling Green, Ky.L	0-5
	Bowling Green, Ky.L	6-8
5/3/80	Bowling Green, Ky.W	10-5
	(OVC Tournament)	
	Bowling Green, Ky.W	11-8
	(OVC Tournament)	
3/21/81	Murray, Ky.W	13-11
4/15/82	Murray, Ky.W	9-5
	Murray, Ky.W	6-5
4/24/96	Bowling Green, Ky.W	19-1
3/18/97	Bowling Green, Ky.W	8-2
4/23/97	Bowling Green, Ky.W	13-3
3/30/99	Murray, Ky.W	10-2
2/29/00	Murray, Ky.W	17-10
3/20/01	Murray, Ky.W	8-4
4/22/03	Murray, Ky.W	4-0
4/30/03	Bowling Green, Ky.W	13-7
3/24/04	Murray, Ky.L	11-13
3/24/10	Murray, Ky.W	14-5
4/6/10	Bowling Green, Ky.W	12-2

Nevada (0-1)

Neutral: 0-1

2/20/93	San Diego, Calif.L	1-9
---------	-------------------------	-----

UNLV (0-3)

Away: 0-3

2/13/04	Las Vegas, Nev.L	4-13
2/14/04	Las Vegas, Nev.L	6-7
2/15/04	Las Vegas, Nev.L	4-17

New Mexico State (5-12)

Home: 2-4; Away: 3-6; Neutral: 0-2

4/13/01	Las Cruces, N.M.W	7-3
4/14/01	Las Cruces, N.M.W	10-9
4/15/01	Las Cruces, N.M.W	16-7
5/11/02	Bowling Green, Ky.W	15-1
	Bowling Green, Ky.L	0-2
5/12/02	Bowling Green, Ky.L	2-4
5/22/02	Mobile, Ala.L	0-6
	(Sun Belt Tournament)	
5/24/02	Mobile, Ala.L	5-7
	(Sun Belt Tournament)	
5/2/03	Las Cruces, N.M.L	4-10
5/3/03	Las Cruces, N.M.L	6-9
	Las Cruces, N.M.L	7-18
5/7/04	Bowling Green, Ky.L	1-2
5/8/04	Bowling Green, Ky.W	7-4
	Bowling Green, Ky.L	1-11
4/8/05	Las Cruces, N.M.L	7-16
4/9/05	Las Cruces, N.M.L	11-20
4/10/05	Las Cruces, N.M.L	4-9

New Orleans (30-25)

Home: 14-10; Away: 13-12; Neutral: 3-2

5/24/80	Tallahassee, Fla.W	4-3
---------	-------------------------	-----

	(NCAA Regional)	
4/8/95	Bowling Green, Ky.L	5-11
	Bowling Green, Ky.L	4-8
4/9/95	Bowling Green, Ky.L	3-9
3/16/96	New Orleans, La.L	8-19
	New Orleans, La.L	5-7
3/17/96	New Orleans, La.L	3-5
5/3/97	Bowling Green, Ky.W	11-4
	Bowling Green, Ky.L	7-10
5/4/97	Bowling Green, Ky.L	8-20
3/8/98	New Orleans, La.L	1-14
	New Orleans, La.W	9-3
3/13/99	New Orleans, La.W	11-2
	New Orleans, La.W	12-3
3/14/99	New Orleans, La.L	5-10
4/10/99	Bowling Green, Ky.W	7-5
	Bowling Green, Ky.W	5-0
4/11/99	Bowling Green, Ky.W	6-0
4/7/00	Bowling Green, Ky.W	3-0
4/9/00	Bowling Green, Ky.L	6-7
	Bowling Green, Ky.L	2-9
3/30/01	New Orleans, La.W	12-2
3/31/01	New Orleans, La.W	6-3
4/1/01	New Orleans, La.L	2-3
5/16/01	Lafayette, La.W	2-1
	(Sun Belt Tournament)	
5/18/01	Lafayette, La.L	4-13
	(Sun Belt Tournament)	
4/26/02	Bowling Green, Ky.W	4-1
4/27/02	Bowling Green, Ky.W	3-2
4/28/02	Bowling Green, Ky.W	13-12
5/16/03	New Orleans, La.W	8-5
5/17/03	New Orleans, La.L	8-13
5/18/03	New Orleans, La.W	6-5
5/21/04	Bowling Green, Ky.W	1-0
5/22/04	Bowling Green, Ky.L	1-4
5/23/04	Bowling Green, Ky.W	12-11
3/25/05	New Orleans, La.W	14-5
3/26/05	New Orleans, La.L	5-6
3/27/05	New Orleans, La.L	5-14
3/24/06	Bowling Green, Ky.L	5-14
3/25/06	Bowling Green, Ky.L	0-16
3/26/06	Bowling Green, Ky.W	13-3
5/4/07	New Orleans, La.W	4-3
5/5/07	New Orleans, La.L	7-9
5/6/07	New Orleans, La.L	11-13
5/23/07	Mobile, Ala.L	6-11
	(Sun Belt Tournament)	
4/11/08	New Orleans, La.L	10-11
4/12/08	New Orleans, La.L	3-5
4/13/08	New Orleans, La.W	13-12
5/25/08	Lafayette, La.W	17-5
	(Sun Belt Tournament)	
4/10/09	Bowling Green, Ky.W	13-1
4/11/09	Bowling Green, Ky.W	14-1
4/12/09	Bowling Green, Ky.W	14-4
3/12/10	New Orleans, La.W	17-1
3/13/10	New Orleans, La.W	7-6
3/14/10	New Orleans, La.W	13-7

North Alabama (2-0)

Away: 2-0

3/8/81	Florence, Ala.W	14-1
	Florence, Ala.W	4-2

North Carolina State (0-1)

Neutral: 0-1

5/9/87	Charlotte, N.C.L	0-4
--------	-----------------------	-----

UNC Wilmington (1-0)

Away: 1-0

2/9/07	Wilmington, N.C.W	4-2
	(Hughes Bros. Challenge)	

Northeastern Illinois (14-3)

Home: 14-2; Away: 0-1

4/19/79	Bowling Green, Ky.W	12-0
	Bowling Green, Ky.W	10-7
4/20/79	Bowling Green, Ky.W	13-3
2/25/89	Bowling Green, Ky.W	12-2
	Bowling Green, Ky.W	7-0
2/26/89	Bowling Green, Ky.W	9-3
5/8/90	Bowling Green, Ky.L	0-6
5/9/90	Bowling Green, Ky.W	4-1
3/27/91	Bowling Green, Ky.W	2-0
3/28/91	Bowling Green, Ky.W	11-7
3/27/92	Bowling Green, Ky.W	6-5
3/28/92	Bowling Green, Ky.W	10-4
	Bowling Green, Ky.W	2-0
3/6/93	Bowling Green, Ky.W	9-1
	Bowling Green, Ky.W	6-3
3/7/93	Bowling Green, Ky.L	3-5
2/28/97	Chicago, Ill.L	3-5

Northern Illinois (3-1)

Home: 3-1

1938	Bowling Green, Ky.L	0-8
2/25/95	Bowling Green, Ky.W	11-6
2/26/95	Bowling Green, Ky.W	2-1
	Bowling Green, Ky.W	3-1

Northern Iowa (2-3)

Home: 2-3

3/17/90	Bowling Green, Ky.W	6-3
3/18/90	Bowling Green, Ky.L	6-8
3/7/03	Bowling Green, Ky.L	7-9
3/8/03	Bowling Green, Ky.L	4-5
3/9/03	Bowling Green, Ky.W	10-4

Notre Dame (0-1)

Home: 0-1

1926	Bowling Green, Ky.L	2-6
------	--------------------------	-----

Oakland (3-0)

Home: 3-0

3/10/01	Bowling Green, Ky.W	6-2
	Bowling Green, Ky.W	4-3
3/11/01	Bowling Green, Ky.W	25-6

Ohio (7-2)

Home: 7-2

1978	Bowling Green, Ky.W	13-11
2/26/00	Bowling Green, Ky.W	10-1
2/27/00	Bowling Green, Ky.W	7-3
2/20/04	Bowling Green, Ky.L	9-11
2/21/04	Bowling Green, Ky.W	5-2
2/22/04	Bowling Green, Ky.W	16-4
2/24/06	Bowling Green, Ky.W	9-1
2/25/06	Bowling Green, Ky.W	11-7
2/26/06	Bowling Green, Ky.L	10-14

Ohio State (0-1)

Home: 0-1

1925	Bowling Green, Ky.L	2-7
------	--------------------------	-----

Ohio Wesleyan (1-0)

Home: 1-0

1925	Bowling Green, Ky.W	12-7
------	--------------------------	------

Oklahoma (1-0)

Neutral: 1-0

2/10/07	Wilmington, N.C.W	11-5
	(Hughes Bros. Challenge)	

Oklahoma State (0-2)

Away: 0-1; Neutral: 0-1

3/5/95	Houston, TexasL	3-6
	(Rice Tournament)	
5/30/08	Stillwater, Okla.L	3-5
	(NCAA Regional)	

Old Dominion (2-3)

	Away: 1-1; Neutral: 1-2	
5/14/85	Norfolk, Va.L	10-11
	(Sun Belt Tournament)	
5/14/86	Tampa, Fla.W	7-5
	(Sun Belt Tournament)	
5/16/86	Tampa, Fla.L	3-17
	(Sun Belt Tournament)	
5/14/87	Norfolk, Va.W	8-4
	(Sun Belt Tournament)	
5/17/91	Jacksonville, Fla.L	6-9
	(Sun Belt Tournament)	

Olivet (Mich.) (1-0)

Neutral: 1-0

3/10/81	Marianna, Fla.W	2-1
---------	----------------------	-----

Oregon State (0-1)

Away: 0-1

2/16/02	San Diego, Calif.L	2-6
---------	-------------------------	-----

Port Huron (1-0-1)

Home: 1-0-1

1965	Bowling Green, Ky.W	5-3
1965	Bowling Green, Ky.T	4-4

Presbyterian (3-4)

Home: 3-2; Away: 0-2

1923	Bowling Green, Ky.W	8-1
1923	Bowling Green, Ky.W	12-8
1923	Bowling Green, Ky.W	14-6
1925	Bowling Green, Ky.L	1-5
1925	Bowling Green, Ky.L	4-8
1925	Clinton, S.C.L	3-6
1925	Clinton, S.C.L	2-5

Purdue (4-5)

Home: 3-5; Away: 1-0

1948	Bowling Green, Ky.L	7-16
2/25/00	Bowling Green, Ky.L	3-6
3/2/07	Bowling Green, Ky.L	6-10
3/3/07	Bowling Green, Ky.L	5-12
3/4/07	Bowling Green, Ky.L	1-13
5/15/07	West Lafayette, Ind.W	4-3
2/29/08	Bowling Green, Ky.W	4-1
3/1/08	Bowling Green, Ky.W	12-5
3/2/08	Bowling Green, Ky.W	5-0

Quincy (Ill.) (2-0)

Home: 2-0

4/7/80	Bowling Green, Ky.W	14-4
	Bowling Green, Ky.W	6-1

Rice (2-6)

Away: 2-6

3/11/88	Houston, TexasL	2-8
3/12/88	Houston, TexasL	11-14
3/9/89	Houston, TexasL	7-8
3/10/89	Houston, TexasL	1-3
3/11/89	Houston, TexasL	4-6
3/9/90	Houston, TexasW	3-0
3/10/90	Houston, TexasW	2-1
3/3/95	Houston, TexasL	6-7
	(Rice Tournament)	

Rollins (0-0-1)

Away: 0-0-1

3/6/84	Orlando, Fla.T	8-8
--------	---------------------	-----

St. Francis (N.Y.) (1-0)

Neutral: 1-0

2/18/93	San Diego, Calif.W	13-9
---------	-------------------------	------

St. Joseph's (Ind.) (1-0)

Neutral: 1-0

5/1/79	Owensboro, Ky.W	13-6
--------	----------------------	------

St. Joseph's (Pa.) (0-1)
Neutral: 0-1

3/6/83	Orlando, Fla.....L	0-4
--------	--------------------	-----

St. Louis (7-5)
Home: 6-3; Away: 1-2

1966	Bowling Green, Ky.....L	5-7
1966	Bowling Green, Ky.....L	4-18
1967	St. Louis, Mo.....L	2-3
1967	St. Louis, Mo.....W	13-12
1970	St. Louis, Mo.....L	2-7
3/15/88	Bowling Green, Ky.....W	3-0
	Bowling Green, Ky.....W	8-1
	Bowling Green, Ky.....W	9-0 (f)
2/20/00	Bowling Green, Ky.....W	12-2
	Bowling Green, Ky.....W	7-4
2/18/05	Bowling Green, Ky.....W	12-8
2/19/05	Bowling Green, Ky.....L	2-5

St. Mary's (Mich.) (8-4)
Home: 1-1; Away: 7-3

1913	Orchard Lake, Mich...W	3-1
1914	Bowling Green, Ky.....L	3-6
1916	Orchard Lake, Mich...L	4-5
1916	Orchard Lake, Mich...L	3-4
1916	Orchard Lake, Mich...W	5-1
1923	Bowling Green, Ky.....W	11-7
1923	Orchard Lake, Mich...W	11-4
1923	Orchard Lake, Mich...W	6-3
1924	Orchard Lake, Mich...W	21-5
1924	Orchard Lake, Mich...W	24-10
1924	Orchard Lake, Mich...L	1-6
1924	Orchard Lake, Mich...W	12-5

St. Mary's (Minn.) (1-0)
Home: 1-0

4/5/85	Bowling Green, Ky.....W	4-1
--------	-------------------------	-----

St. Xavier (Ill.) (2-1)
Home: 2-1

3/12/82	Bowling Green, Ky.....W	3-0
	Bowling Green, Ky.....W	6-1
3/13/82	Bowling Green, Ky.....L	6-9

Samford (6-1)
Home: 3-0; Away: 3-1

4/9/84	Birmingham, Ala.....W	11-5
4/10/85	Bowling Green, Ky.....W	5-2
	Bowling Green, Ky.....W	9-1
4/22/85	Birmingham, Ala.....W	8-5
2/14/88	Birmingham, Ala.....W	14-7
3/28/88	Bowling Green, Ky.....W	12-2
2/27/94	Birmingham, Ala.....L	2-6

San Diego State (1-3)
Away: 1-3

2/19/93	San Diego, Calif.....L	4-6
2/21/93	San Diego, Calif.....W	10-5
2/15/02	San Diego, Calif.....L	3-17
2/16/02	San Diego, Calif.....L	2-4

Scottsville HS (1-0)
Home: 1-0

1930	Bowling Green, Ky.....W	13-8
------	-------------------------	------

South Alabama (47-77)
Home: 27-33; Away: 16-42; Neutral: 4-2

3/26/83	Bowling Green, Ky.....L	1-7
3/27/83	Bowling Green, Ky.....W	12-10
	Bowling Green, Ky.....L	4-14
4/16/83	Mobile, Ala.....L	6-7
	Mobile, Ala.....L	2-8
4/17/83	Mobile, Ala.....L	5-7
3/24/84	Mobile, Ala.....L	10-11
	Mobile, Ala.....L	4-10

3/25/84	Mobile, Ala.....L	2-5
4/14/84	Bowling Green, Ky.....L	4-9
	Bowling Green, Ky.....L	11-12
4/15/84	Bowling Green, Ky.....L	8-12
3/15/85	Mobile, Ala.....W	16-1
3/17/85	Mobile, Ala.....W	2-1
	Mobile, Ala.....L	5-6
4/12/85	Bowling Green, Ky.....W	10-3
4/13/85	Bowling Green, Ky.....W	15-9
4/14/85	Bowling Green, Ky.....L	10-13
3/21/86	Mobile, Ala.....L	1-3
3/22/86	Mobile, Ala.....L	5-8
3/23/86	Mobile, Ala.....L	4-7
4/11/86	Bowling Green, Ky.....W	8-4
4/12/86	Bowling Green, Ky.....W	10-6
4/13/86	Bowling Green, Ky.....W	10-9
4/10/87	Bowling Green, Ky.....W	14-8
4/11/87	Bowling Green, Ky.....W	3-1
4/12/87	Bowling Green, Ky.....W	14-5
4/24/87	Mobile, Ala.....L	5-14
4/25/87	Mobile, Ala.....L	6-7
4/26/87	Mobile, Ala.....L	2-6
5/15/87	Norfolk, Va.....W	8-2
	(Sun Belt Tournament)	
5/16/87	Norfolk, Va.....L	3-9
	(Sun Belt Tournament)	
5/16/87	Norfolk, Va.....L	11-16
	(Sun Belt Tournament)	
4/1/88	Mobile, Ala.....W	7-4
4/3/88	Mobile, Ala.....L	1-11
	Mobile, Ala.....L	3-7
4/29/88	Bowling Green, Ky.....W	17-9
4/30/88	Bowling Green, Ky.....W	13-7
5/1/88	Bowling Green, Ky.....L	10-12
5/19/88	Bowling Green, Ky.....W	7-1
	(Sun Belt Tournament)	
4/1/89	Bowling Green, Ky.....L	3-5
	Bowling Green, Ky.....L	0-2
4/2/89	Bowling Green, Ky.....L	2-5
4/21/89	Mobile, Ala.....L	2-4
4/22/89	Mobile, Ala.....L	7-17
4/23/89	Mobile, Ala.....L	5-10
3/24/90	Mobile, Ala.....L	1-4
	Mobile, Ala.....L	2-3
3/25/90	Mobile, Ala.....W	4-0
3/31/90	Bowling Green, Ky.....L	1-4
	Bowling Green, Ky.....W	4-3
4/1/90	Bowling Green, Ky.....L	9-12
4/13/91	Bowling Green, Ky.....L	1-2
	Bowling Green, Ky.....W	4-2
4/14/91	Bowling Green, Ky.....L	4-5
4/20/91	Mobile, Ala.....L	1-2
	Mobile, Ala.....L	3-13
4/21/91	Mobile, Ala.....W	7-2
	(1,000th WKU Victory)	
5/16/91	Jacksonville, Fla.....W	3-2
	(Sun Belt Tournament)	
3/14/92	Mobile, Ala.....L	8-12
	Mobile, Ala.....L	0-17
3/15/92	Mobile, Ala.....L	5-8
5/2/92	Bowling Green, Ky.....W	6-2
	Bowling Green, Ky.....L	5-6
5/3/92	Bowling Green, Ky.....W	8-1
4/24/93	Mobile, Ala.....L	7-13
	Mobile, Ala.....W	6-5
4/25/93	Mobile, Ala.....L	6-7
3/26/94	Bowling Green, Ky.....L	0-1
5/7/94	Mobile, Ala.....W	16-8
	Mobile, Ala.....L	3-5
5/8/94	Mobile, Ala.....L	7-8
3/25/95	Bowling Green, Ky.....L	8-14
	Bowling Green, Ky.....L	1-4
3/26/95	Bowling Green, Ky.....L	3-9
4/13/96	Mobile, Ala.....L	4-15
	Mobile, Ala.....L	3-4
4/14/96	Mobile, Ala.....L	7-9

3/22/97	Bowling Green, Ky.....W	5-4
	Bowling Green, Ky.....W	3-2
3/23/97	Bowling Green, Ky.....L	1-5
4/18/98	Mobile, Ala.....L	3-7
	Mobile, Ala.....W	2-0
4/19/98	Mobile, Ala.....W	8-3
3/5/99	Mobile, Ala.....L	4-7
3/6/99	Mobile, Ala.....L	5-8
3/7/99	Mobile, Ala.....W	5-3
4/2/99	Bowling Green, Ky.....W	10-1
4/3/99	Bowling Green, Ky.....L	4-5
4/4/99	Bowling Green, Ky.....L	1-2
5/21/99	New Orleans, La.....W	6-5
	(Sun Belt Tournament)	
3/31/00	Bowling Green, Ky.....W	4-3
4/1/00	Bowling Green, Ky.....L	3-4
4/2/00	Bowling Green, Ky.....L	3-4
4/6/01	Mobile, Ala.....L	2-11
4/7/01	Mobile, Ala.....W	11-10
4/8/01	Mobile, Ala.....L	1-12
5/18/02	Bowling Green, Ky.....W	13-4
	Bowling Green, Ky.....L	2-4
5/19/02	Bowling Green, Ky.....L	7-13
4/11/03	Mobile, Ala.....L	1-6
4/12/03	Mobile, Ala.....L	7-11
4/13/03	Mobile, Ala.....W	10-6
5/22/03	Lafayette, La.....W	10-9
	(Sun Belt Tournament)	
4/16/04	Bowling Green, Ky.....L	1-6
4/17/04	Bowling Green, Ky.....L	6-7
4/18/04	Bowling Green, Ky.....W	9-6
5/26/04	Mobile, Ala.....W	6-3
	(Sun Belt Tournament)	
4/29/05	Mobile, Ala.....L	4-10
5/1/05	Mobile, Ala.....W	8-4
	Mobile, Ala.....L	0-2
4/28/06	Bowling Green, Ky.....L	2-7
2/29/06	Bowling Green, Ky.....L	9-13
5/12/07	Bowling Green, Ky.....W	9-5
	Bowling Green, Ky.....L	1-9
5/13/07	Bowling Green, Ky.....L	9-17
3/14/08	Mobile, Ala.....L	6-9
3/15/08	Mobile, Ala.....W	8-5
3/16/08	Mobile, Ala.....W	8-4
3/13/09	Bowling Green, Ky.....W	7-4
3/14/09	Bowling Green, Ky.....W	10-2
3/15/09	Bowling Green, Ky.....W	16-14
4/9/10	Bowling Green, Ky.....W	6-3
4/10/10	Bowling Green, Ky.....W	12-4
4/11/10	Bowling Green, Ky.....L	5-7

South Carolina (0-1)
Neutral: 0-1

2/10/07	Wilmington, N.C.....L	0-12
	(Hughes Bros. Challenge)	

USC-Spartanburg (1-0)
Home: 1-0

4/17/87	Bowling Green, Ky.....W	6-3
---------	-------------------------	-----

South Florida (30-26)
Home: 15-10; Away: 14-16; Neutral: 1-0

3/16/79	Tampa, Fla.....L	1-4
3/19/80	Tampa, Fla.....W	5-2
3/12/83	Tampa, Fla.....W	5-2
	Tampa, Fla.....L	2-3
3/13/82	Tampa, Fla.....L	7-11
5/1/83	Bowling Green, Ky.....L	3-5
	Bowling Green, Ky.....W	5-0
3/9/84	Tampa, Fla.....W	8-5
3/10/84	Tampa, Fla.....W	2-1
3/11/84	Tampa, Fla.....L	1-5
4/28/84	Bowling Green, Ky.....L	4-5
	Bowling Green, Ky.....W	7-3
3/29/85	Tampa, Fla.....W	6-5

3/30/85	Tampa, Fla.....L	6-11
3/31/85	Tampa, Fla.....W	9-0
4/27/85	Bowling Green, Ky.....W	10-4
4/28/85	Bowling Green, Ky.....W	11-5
4/29/85	Bowling Green, Ky.....W	13-7
5/13/85	Norfolk, Va.....W	8-6
	(Sun Belt Tournament)	
3/14/86	Tampa, Fla.....L	4-8
3/16/86	Tampa, Fla.....L	2-4
	Tampa, Fla.....L	1-2
4/4/86	Bowling Green, Ky.....L	3-6
4/5/86	Bowling Green, Ky.....L	1-5
	Bowling Green, Ky.....L	10-11
5/15/86	Tampa, Fla.....L	1-9
	(Sun Belt Tournament)	
4/3/87	Tampa, Fla.....L	1-3
4/4/87	Tampa, Fla.....L	0-4
4/5/87	Tampa, Fla.....W	12-11
5/1/87	Bowling Green, Ky.....W	11-10
5/2/87	Bowling Green, Ky.....W	13-6
5/3/87	Bowling Green, Ky.....W	9-6
4/15/88	Tampa, Fla.....W	6-4
4/16/88	Tampa, Fla.....W	8-6
4/17/88	Tampa, Fla.....W	11-8
5/6/88	Bowling Green, Ky.....W	9-8
5/7/88	Bowling Green, Ky.....W	8-7
5/8/88	Bowling Green, Ky.....L	4-5
4/28/89	Bowling Green, Ky.....L	2-7
4/29/89	Bowling Green, Ky.....W	7-4
4/30/89	Bowling Green, Ky.....L	9-23
5/5/89	Tampa, Fla.....L	9-10
5/6/89	Tampa, Fla.....L	5-12
5/7/89	Tampa, Fla.....L	9-12
4/28/90	Tampa, Fla.....L	2-4
	Tampa, Fla.....W	6-2
4/29/90	Tampa, Fla.....W	4-3
5/5/90	Bowling Green, Ky.....L	2-8
	Bowling Green, Ky.....W	3-1
5/6/90	Bowling Green, Ky.....L	1-8
3/30/91	Tampa, Fla.....L	2-5
	Tampa, Fla.....W	2-1
3/31/91	Tampa, Fla.....W	11-5
4/27/91	Bowling Green, Ky.....W	9-5
	Bowling Green, Ky.....W	4-0
4/28/91	Bowling Green, Ky.....W	6-5

Southeast Missouri (2-1)
Home: 1-0; Away: 1-1

3/1/94	Cape Girardeau, Mo...W	5-2
2/22/95	Cape Girardeau, Mo...L	11-13
3/27/95	Bowling Green, Ky.....W	10-4

Southeastern Louisiana (2-2)
Home: 1-1; Away: 1-1

3/20/91	Hammond, La.....L	4-5
3/21/91	Hammond, La.....W	5-3
4/14/92	Bowling Green, Ky.....W	7-6
4/15/92	Bowling Green, Ky.....L	18-21

Southern Illinois (8-22)
Home: 6-12; Away: 2-10

1967	Bowling Green, Ky.....W	1-0
1967	Bowling Green, Ky.....L	1-8
1967	Bowling Green, Ky.....L	1-2
1968	Carbondale, Ill.....L	0-4
1968	Carbondale, Ill.....L	2-11
1969	Carbondale, Ill.....L	2-7
	(Governor's Invitational)	
1969	Bowling Green, Ky.....L	3-10
1969	Bowling Green, Ky.....L	2-6
1969	Bowling Green, Ky.....W	1-0
1970	Carbondale, Ill.....W	9-8
1970	Carbondale, Ill.....L	4-11
1971	Bowling Green, Ky.....L	3-4
1971	Bowling Green, Ky.....L	1-2
1971	Bowling Green, Ky.....W	7-6

ALL-TIME SERIES HISTORY

1972	Carbondale, Ill.L	3-8
1972	Carbondale, Ill.L	3-6
1974	Bowling Green, Ky.L	4-8
1974	Bowling Green, Ky.L	1-8
1975	Carbondale, Ill.L	1-6
1975	Carbondale, Ill.L	4-5
1976	Bowling Green, Ky.L	4-6
1976	Bowling Green, Ky.L	3-6
1977	Carbondale, Ill.L	0-7
1978	Bowling Green, Ky.L	6-7
1978	Bowling Green, Ky.L	7-10
5/13/89	Bowling Green, Ky.W	3-2
	Bowling Green, Ky.W	6-2
5/15/89	Bowling Green, Ky.W	8-2
5/13/90	Carbondale, Ill.W	7-4
	Carbondale, Ill.L	4-7

Southern Indiana (9-3)

Home: 6-1; Away: 3-2

1974	Bowling Green, Ky.W	2-1
1974	Bowling Green, Ky.L	1-6
1975	Evansville, Ind.L	4-6
1975	Evansville, Ind.W	7-3
1975	Bowling Green, Ky.W	10-2
1975	Bowling Green, Ky.W	5-1
3/18/81	Evansville, Ind.W	7-4
	Evansville, Ind.L	7-8
3/21/82	Bowling Green, Ky.W	11-3
	Bowling Green, Ky.W	12-3
3/1/88	Evansville, Ind.W	9-6
3/2/88	Bowling Green, Ky.W	4-2

Springfield HS (1-0)

Home: 1-0

1913	Springfield, Ky.W	13-0
------	------------------------	------

Sue Bennett (1-0)

Home: 1-0

3/11/97	Bowling Green, Ky.W	21-3
---------	--------------------------	------

Tampa (0-1)

Away: 0-1

3/20/80	Tampa, Fla.L	9-14
---------	-------------------	------

Temple (1-1)

Neutral: 1-1

3/10/83	Tampa, Fla.L	7-12
3/11/83	Tampa, Fla.W	6-5

Tennessee (3-2)

Home: 3-0; Away: 0-2

3/19/85	Bowling Green, Ky.W	4-3
3/20/85	Bowling Green, Ky.W	11-4
4/9/86	Knoxville, Tenn.L	2-5
3/10/09	Knoxville, Tenn.L	8-14
3/9/10	Bowling Green, Ky.W	5-4

Tennessee-Martin (6-0)

Home: 4-0; Away: 2-0

4/7/93	Bowling Green, Ky.W	4-0
3/30/94	Bowling Green, Ky.W	13-1
3/1/95	Martin, Tenn.W	5-0
3/22/95	Bowling Green, Ky.W	10-0
2/17/04	Martin, Tenn.W	8-2
3/31/04	Bowling Green, Ky.W	11-7

Tennessee State (6-1)

Home: 4-1; Away: 2-0

1978	Bowling Green, Ky.W	16-4
4/2/81	Bowling Green, Ky.L	2-10
4/23/82	Bowling Green, Ky.W	16-3
3/30/83	Nashville, Tenn.W	5-4
4/28/83	Bowling Green, Ky.W	14-5
4/12/84	Bowling Green, Ky.W	21-1
4/18/84	Nashville, Tenn.W	3-0

Tennessee Tech (70-49-2)

Home: 32-22-1; Away: 38-27-1

1923	Bowling Green, Ky.W	6-4
1923	Cookeville, Tenn.L	3-4
1933	Cookeville, Tenn.W	9-3
1933	Cookeville, Tenn.W	6-3
1933	Bowling Green, Ky.L	1-2
1933	Bowling Green, Ky.W	4-0
1934	Bowling Green, Ky.L	8-14
1934	Cookeville, Tenn.L	8-14
1934	Bowling Green, Ky.W	7-6
1935	Cookeville, Tenn.W	8-4
1935	Cookeville, Tenn.W	2-0
1937	Cookeville, Tenn.W	7-6
1937	Cookeville, Tenn.L	2-17
1938	Bowling Green, Ky.W	12-7
1939	Bowling Green, Ky.L	4-7
1940	Bowling Green, Ky.W	5-4
1940	Cookeville, Tenn.W	13-10
1941	Bowling Green, Ky.L	2-9
1941	Cookeville, Tenn.W	2-0
1942	Cookeville, Tenn.W	6-4
1942	Cookeville, Tenn.L	3-7
1946	Cookeville, Tenn.W	5-4
1949	Bowling Green, Ky.L	1-15
1949	Cookeville, Tenn.L	0-7
1950	Bowling Green, Ky.W	2-0
1950	Cookeville, Tenn.L	0-2
1951	Cookeville, Tenn.L	5-12
1951	Bowling Green, Ky.W	3-2
1952	Bowling Green, Ky.W	13-10
1952	Cookeville, Tenn.W	13-11
1953	Bowling Green, Ky.L	1-5
1953	Cookeville, Tenn.W	3-2
1953	Bowling Green, Ky.W	4-3
1953	Bowling Green, Ky.W	5-2
1954	Bowling Green, Ky.W	3-2
1954	Cookeville, Tenn.W	5-2
1955	Cookeville, Tenn.L	4-14
1956	Bowling Green, Ky.L	2-7
1956	Cookeville, Tenn.L	5-13
1957	Cookeville, Tenn.L	6-13
1957	Bowling Green, Ky.W	8-5
1958	Cookeville, Tenn.W	7-4
1958	Cookeville, Tenn.L	3-7
1960	Cookeville, Tenn.W	12-4
1961	Bowling Green, Ky.L	0-9
1961	Bowling Green, Ky.L	0-9
1961	Cookeville, Tenn.W	7-5
1961	Cookeville, Tenn.L	1-8
1962	Cookeville, Tenn.L	9-19
1962	Cookeville, Tenn.W	5-2
1962	Bowling Green, Ky.W	6-1
1962	Bowling Green, Ky.W	5-3
1963	Cookeville, Tenn.L	3-4
1964	Bowling Green, Ky.L	2-7
1964	Cookeville, Tenn.L	2-3
1965	Bowling Green, Ky.W	3-1
1965	Cookeville, Tenn.L	6-10
1966	Cookeville, Tenn.L	2-7
1966	Bowling Green, Ky.W	12-4
1967	Bowling Green, Ky.L	3-12
1967	Bowling Green, Ky.T	1-1
1967	Cookeville, Tenn.L	2-14
1967	Cookeville, Tenn.T	5-5
1968	Bowling Green, Ky.L	4-5
1968	Bowling Green, Ky.L	1-9
1968	Cookeville, Tenn.L	4-11
1968	Cookeville, Tenn.W	7-3
1969	Cookeville, Tenn.W	2-1
1969	Cookeville, Tenn.L	2-3
1970	Cookeville, Tenn.L	0-2
1970	Cookeville, Tenn.L	4-11
1971	Bowling Green, Ky.W	5-1

1972	Bowling Green, Ky.W	6-2
1972	Bowling Green, Ky.L	2-8
1972	Cookeville, Tenn.W	5-3
1972	Cookeville, Tenn.W	6-1
1972	Cookeville, Tenn.W	3-1
1972	Cookeville, Tenn.W	11-5
1972	Bowling Green, Ky.W	2-1
1972	Bowling Green, Ky.W	7-1
1973	Cookeville, Tenn.L	2-3
1973	Cookeville, Tenn.W	1-0
1973	Bowling Green, Ky.W	3-0
1973	Bowling Green, Ky.W	7-4
1973	Cookeville, Tenn.W	8-6
1973	Cookeville, Tenn.L	3-5
1973	Bowling Green, Ky.W	8-6
1973	Bowling Green, Ky.L	3-5
1977	Cookeville, Tenn.W	7-1
1977	Cookeville, Tenn.W	6-0
4/18/79	Cookeville, Tenn.W	11-1
	Cookeville, Tenn.W	15-0
4/17/80	Cookeville, Tenn.W	9-3
	Cookeville, Tenn.W	7-3
4/3/82	Cookeville, Tenn.W	19-0
	Cookeville, Tenn.W	9-4
4/10/82	Bowling Green, Ky.W	3-0
	Bowling Green, Ky.L	4-5
4/28/86	Cookeville, Tenn.W	3-2
5/2/86	Bowling Green, Ky.L	5-7
4/22/87	Cookeville, Tenn.L	3-12
4/5/89	Bowling Green, Ky.W	11-3
4/10/89	Cookeville, Tenn.W	8-4
4/5/90	Cookeville, Tenn.L	5-6
4/12/90	Bowling Green, Ky.W	6-5
4/2/91	Cookeville, Tenn.L	3-4
4/16/91	Bowling Green, Ky.W	8-4
3/5/92	Cookeville, Tenn.W	16-7
3/26/92	Bowling Green, Ky.W	4-0
3/24/93	Bowling Green, Ky.W	12-7
4/28/94	Bowling Green, Ky.W	9-3
4/6/95	Bowling Green, Ky.W	11-4
4/18/96	Bowling Green, Ky.W	14-0
5/10/97	Bowling Green, Ky.L	4-6
5/11/97	Cookeville, Tenn.W	7-2
3/25/98	Cookeville, Tenn.W	10-9
4/1/98	Bowling Green, Ky.L	10-13
4/28/99	Bowling Green, Ky.L	4-8
3/28/00	Cookeville, Tenn.W	5-4
4/4/00	Bowling Green, Ky.L	6-8
4/3/01	Bowling Green, Ky.L	1-11

Texas (0-1)

Away: 0-1

3/11/87	Austin, TexasL	6-18
---------	---------------------	------

Texas A&M (2-0)

Away: 1-0; Neutral 1-0

3/10/87	Coll. Station, TexasW	4-1
3/26/10	Waco, TexasW	5-1
	(Fifth Annual QTI Baylor Classic)	

Texas State (1-0)

Neutral: 1-0

2/27/10	Waco, TexasW	4-3
	(Fifth Annual QTI Baylor Classic)	

TCU (0-1)

Neutral: 1-0

5/31/08	Stillwater, Okla.L	5-10
	(NCAA Regional)	

Texas-Pan American (7-8)

Home: 3-3; Away: 4-5

4/14/95	Edinburg, TexasW	13-5
4/15/95	Edinburg, TexasL	9-12
	Edinburg, TexasL	2-3
5/3/96	Bowling Green, Ky.L	4-5

5/4/96	Bowling Green, Ky.W	3-1
	Bowling Green, Ky.L	3-4
3/7/97	Edinburg, TexasL	6-8
	Edinburg, TexasW	11-5
3/8/97	Edinburg, TexasW	6-1
3/20/98	Bowling Green, Ky.L	1-4
	Bowling Green, Ky.W	9-8
3/21/98	Bowling Green, Ky.W	15-3
4/22/05	Edinburg, TexasL	11-12
4/23/05	Edinburg, TexasL	1-6
4/24/05	Edinburg, TexasW	7-4

Thomas More (2-0)

Home: 2-0

4/9/80	Bowling Green, Ky.W	20-3
	Bowling Green, Ky.W	7-1

Toledo (4-0)

Home: 4-0

3/2/01	Bowling Green, Ky.W	7-4
3/3/01	Bowling Green, Ky.W	12-3
	Bowling Green, Ky.W	12-8
2/20/09	Bowling Green, Ky.W	3-1

Transylvania (5-0)

Home: 4-0; Away: 1-0

1916	Lexington, Ky.W	9-2
1924	Bowling Green, Ky.W	16-5
1924	Bowling Green, Ky.W	6-5
1928	Bowling Green, Ky.W	14-9
1928	Bowling Green, Ky.W	6-2

Trevecca (1-1)

Home: 1-0; Away: 0-1

1977	Bowling Green, Ky.W	8-1
1978	Nashville, Tenn.L	0-5

Troy (9-16)

Home: 2-8; Away: 7-7; Neutral: 1-0

3/23/80	Troy, Ala.W	4-3
3/13/81	Troy, Ala.L	5-10
3/2/84	Troy, Ala.L	8-13
3/3/84	Troy, Ala.L	4-10
3/9/85	Troy, Ala.L	5-8
3/10/85	Dothan, Ala.W	19-3
2/20/98	Troy, Ala.W	12-8
3/21/98	Troy, Ala.L	8-11
4/7/06	Bowling Green, Ky.L	10-14
4/8/06	Bowling Green, Ky.L	8-15
4/9/06	Bowling Green, Ky.L	5-11
5/25/06	Bowling Green, Ky.L	2-3
	(Sun Belt Tournament)	
3/30/07	Bowling Green, Ky.W	14-5
3/31/07	Bowling Green, Ky.W	13-1
4/1/07	Bowling Green, Ky.L	2-4
3/21/08	Bowling Green, Ky.L	4-5
3/22/08	Bowling Green, Ky.L	3-5
3/23/08	Bowling Green, Ky.L	7-9
3/20/09	Troy, Ala.W	7-4
3/21/09	Troy, Ala.L	7-9
3/22/09	Troy, Ala.W	6-4
5/21/09	Troy, Ala.W	14-11
	(Sun Belt Tournament)	
4/30/10	Troy, Ala.W	7-4
5/1/10	Troy, Ala.L	4-5
5/2/10	Troy, Ala.L	3-6

Tulane (0-1)

Away: 0-2

6/5/04	Oxford, Miss.L	0-7
	(NCAA Regional)	

Union (Ky.) (2-0)

Home: 1-0; Away: 1-0

1959	Bowling Green, Ky.W	4-0
1959	Barbourville, Ky.W	6-5

Union (Tenn.) (3-0)

Home: 1-0 ; Away: 2-0

1974	Bowling Green, Ky. W	7-6
1975	Jackson, Tenn. W	5-0
1975	Jackson, Tenn. W	19-7

Valdosta State (2-4)

Away: 2-4

1976	Valdosta, Ga. L	3-8
1976	Valdosta, Ga. L	1-5
1977	Valdosta, Ga. L	2-4
3/16/80	Valdosta, Ga. L	0-10
	Valdosta, Ga. W	7-3
3/21/80	Valdosta, Ga. W	8-6

Valparaiso (2-1)

Home: 1-0; Neutral: 1-1

3/12/81	Panama City, Fla. W	6-0
3/13/85	Panama City, Fla. L	5-6
3/13/02	Bowling Green, Ky. W	9-5

Vanderbilt (32-58-2)

Home: 17-21-1; Away: 15-37-2

1913	Bowling Green, Ky. W	2-0
1926	Bowling Green, Ky. L	2-6
1932	Nashville, Tenn. L	4-5
1932	Nashville, Tenn. L	6-7
1932	Bowling Green, Ky. W	7-6
1937	Nashville, Tenn. W	8-7
1937	Nashville, Tenn. L	2-6
1937	Nashville, Tenn. W	8-1
1937	Nashville, Tenn. L	2-3
1938	Nashville, Tenn. L	6-21
1938	Nashville, Tenn. W	6-4
1938	Bowling Green, Ky. L	9-13
1939	Bowling Green, Ky. L	1-6
1939	Nashville, Tenn. L	0-10
1939	Nashville, Tenn. L	12-13
1939	Nashville, Tenn. W	8-5
1941	Nashville, Tenn. W	16-12
1941	Bowling Green, Ky. L	4-7
1942	Nashville, Tenn. L	1-2
1947	Nashville, Tenn. L	2-3
1947	Bowling Green, Ky. W	4-2
1949	Bowling Green, Ky. T	6-6
1970	Nashville, Tenn. W	2-0
1970	Nashville, Tenn. L	0-6
1971	Nashville, Tenn. L	3-9
1971	Nashville, Tenn. L	5-9
1971	Bowling Green, Ky. L	0-6
1971	Bowling Green, Ky. L	1-6
1972	Nashville, Tenn. L	0-6
1972	Bowling Green, Ky. L	4-5
1973	Nashville, Tenn. L	4-5
1973	Nashville, Tenn. L	5-9
1974	Bowling Green, Ky. L	1-7
1974	Bowling Green, Ky. W	9-3
1975	Bowling Green, Ky. L	6-8
1975	Bowling Green, Ky. W	5-4
1075	Nashville, Tenn. L	1-5
1975	Nashville, Tenn. L	4-12
1976	Nashville, Tenn. L	7-8
1976	Bowling Green, Ky. W	8-2
1977	Nashville, Tenn. W	7-5
1977	Nashville, Tenn. T	3-3
3/23/83	Bowling Green, Ky. L	2-3
4/14/83	Nashville, Tenn. W	8-1
3/27/84	Bowling Green, Ky. W	7-6
3/21/85	Bowling Green, Ky. L	9-16
3/26/85	Nashville, Tenn. L	3-8
4/1/86	Bowling Green, Ky. L	3-6
4/30/86	Nashville, Tenn. L	8-13
4/7/87	Bowling Green, Ky. L	5-11
4/21/87	Nashville, Tenn. L	0-6
4/6/88	Nashville, Tenn. L	5-6

4/13/88	Bowling Green, Ky. L	6-10
4/11/89	Nashville, Tenn. L	4-5
4/19/89	Bowling Green, Ky. L	7-9
3/28/90	Bowling Green, Ky. W	1-0
4/3/90	Nashville, Tenn. W	9-7
3/26/91	Nashville, Tenn. W	11-7
4/3/91	Bowling Green, Ky. W	6-2
3/17/92	Bowling Green, Ky. W	6-3
3/31/92	Nashville, Tenn. W	13-10
3/23/93	Nashville, Tenn. L	3-17
5/13/93	Bowling Green, Ky. W	11-10
3/22/94	Nashville, Tenn. L	0-7
5/12/94	Bowling Green, Ky. L	1-9
5/8/95	Bowling Green, Ky. W	7-6
5/10/95	Nashville, Tenn. L	1-12
4/3/96	Bowling Green, Ky. W	3-2
4/23/96	Nashville, Tenn. L	12-13
3/26/97	Nashville, Tenn. W	5-10 (f)
4/9/97	Bowling Green, Ky. W	6-16 (f)
4/7/98	Nashville, Tenn. L	7-14
4/21/98	Bowling Green, Ky. W	13-10
3/24/99	Nashville, Tenn. L	4-7
4/5/00	Bowling Green, Ky. L	3-9
4/25/00	Nashville, Tenn. L	10-16
3/28/01	Nashville, Tenn. L	5-6
4/3/02	Bowling Green, Ky. W	13-6
5/7/02	Nashville, Tenn. L	9-10
4/1/03	Nashville, Tenn. W	11-4
5/6/03	Bowling Green, Ky. L	0-4
3/3/04	Nashville, Tenn. W	10-9
4/12/05	Nashville, Tenn. L	6-9
4/20/05	Bowling Green, Ky. L	6-10
3/28/06	Bowling Green, Ky. W	6-4
4/11/06	Nashville, Tenn. L	1-15
3/6/07	Bowling Green, Ky. L	4-6
3/20/07	Nashville, Tenn. L	2-15
4/8/08	Nashville, Tenn. L	1-5
4/16/08	Bowling Green, Ky. L	1-5
2/25/09	Nashville, Tenn. L	7-10
3/16/10	Nashville, Tenn. W	17-2
3/17/10	Bowling Green, Ky. L	6-17

Virginia Commonwealth (6-1)

Home: 3-1; Away 3-0

5/20/88	Bowling Green, Ky. L	3-4
	(Sun Belt Tournament)	
3/27/09	Bowling Green, Ky. W	11-9
3/28/09	Bowling Green, Ky. W	20-7
3/29/09	Bowling Green, Ky. W	12-8
3/19/10	Richmond, Va. W	19-4
3/20/10	Richmond, Va. W	15-3
3/21/10	Richmond, Va. W	9-4

Villanova (1-0)

Neutral: 1-0

3/5/84	Orlando, Fla. W	6-4
--------	----------------------	-----

Virginia (1-0)

Away: 1-0

1976	Charlottesville, Va. W	5-3
------	-----------------------------	-----

Wake Forest (0-1)

Neutral: 0-1

2/12/05	Rock Hill, S.C. L	5-10
	(Coca-Cola Classic)	

Washington (0-1)

Neutral: 0-1

6/5/04	Oxford, Miss. L	1-4
	(NCAA Regional)	

Washington (Mo.) (3-1)

Home: 2-0; Away: 0-1; Neutral: 1-0

1967	St. Louis, Mo. L	4-13
3/4/84	Orlando, Fla. W	3-0
3/7/92	Bowling Green, Ky. W	11-6

3/8/92	Bowling Green, Ky. W	14-7
--------	---------------------------	------

Wayne State (Mich.) (4-0)

Home: 4-0

3/19/81	Bowling Green, Ky. W	15-8
	Bowling Green, Ky. W	11-3
3/20/81	Bowling Green, Ky. W	19-2
	Bowling Green, Ky. W	8-3

Western Carolina (0-2)

Away: 0-2

2/18/90	Cullowhee, N.C. L	3-4
	Cullowhee, N.C. L	4-5

Western Illinois (7-3)

Home: 7-3

1947	Bowling Green, Ky. W	3-2
1947	Bowling Green, Ky. L	2-3
1950	Bowling Green, Ky. L	5-8
1950	Bowling Green, Ky. L	1-5
3/18/99	Bowling Green, Ky. W	13-6
2/24/01	Bowling Green, Ky. W	7-1
2/25/01	Bowling Green, Ky. W	4-3
2/8/02	Bowling Green, Ky. W	11-0
2/9/02	Bowling Green, Ky. W	14-4
2/10/02	Bowling Green, Ky. W	3-2

Western Michigan (1-0)

Home: 1-0

1977	Bowling Green, Ky. W	3-2
------	---------------------------	-----

Winthrop (0-1)

Away: 0-1

2/11/05	Rock Hill, S.C. L	6-7
	(Coca-Cola Classic)	

Wisconsin-Milwaukee (5-3)

Home: 5-3

3/17/94	Bowling Green, Ky. W	2-0
3/18/94	Bowling Green, Ky. W	17-16
3/16/95	Bowling Green, Ky. L	9-10
3/13/96	Bowling Green, Ky. W	8-7
2/27/98	Bowling Green, Ky. W	5-0
	Bowling Green, Ky. L	4-12
2/28/98	Bowling Green, Ky. L	7-9
3/19/06	Bowling Green, Ky. W	14-13

Wittenberg (Ohio) (0-2)

Home: 0-2

1960	Bowling Green, Ky. L	3-4
1972	Bowling Green, Ky. L	4-12

Wheaton (Ill.) (1-0)

Home: 1-0

1962	Bowling Green, Ky. W	4-2
------	---------------------------	-----

Wofford (7-2)

Away: 7-2

2/24/96	Spartanburg, S.C. W	6-4
	Spartanburg, S.C. L	4-5
2/25/96	Spartanburg, S.C. W	8-0
5/10/96	Spartanburg, S.C. W	13-5
5/11/96	Spartanburg, S.C. W	7-3
	Spartanburg, S.C. W	14-0
3/11/05	Spartanburg, S.C. W	14-2
3/12/05	Spartanburg, S.C. W	18-4
3/13/05	Spartanburg, S.C. L	9-13

Wright State (3-1)

Home: 3-1

2/28/03	Bowling Green, Ky. W	8-4
3/1/03	Bowling Green, Ky. W	11-0
	Bowling Green, Ky. W	2-1
3/2/03	Bowling Green, Ky. L	4-10

Wyoming (1-0)

Neutral: 1-0

3/4/95	Houston, Texas. W	3-2
	(Rice Tournament)	

Xavier (Ohio) (15-2)

Home: 15-1; Away: 0-1

3/16/84	Bowling Green, Ky. L	3-8
3/19/88	Bowling Green, Ky. W	15-13
3/20/88	Bowling Green, Ky. W	6-5
	Bowling Green, Ky. W	3-1
3/28/89	Bowling Green, Ky. W	7-6
	Bowling Green, Ky. W	3-1
5/12/89	Cincinnati, Ohio. L	2-4
2/24/90	Bowling Green, Ky. W	8-7
3/2/91	Bowling Green, Ky. W	1-0
	Bowling Green, Ky. W	4-0
3/3/91	Bowling Green, Ky. W	7-4
2/14/98	Bowling Green, Ky. W	3-2
	Bowling Green, Ky. W	6-0
2/15/98	Bowling Green, Ky. W	13-8
2/23/07	Bowling Green, Ky. W	11-5
2/25/07	Bowling Green, Ky. W	5-0
	Bowling Green, Ky. W	13-1

Yale (1-3)

Home: 1-3

3/18/98	Bowling Green, Ky. L	2-3
	Bowling Green, Ky. W	6-2
3/7/00	Bowling Green, Ky. L	3-5
3/15/00	Bowling Green, Ky. L	3-5

Youngstown State (6-0)

Home: 6-0

3/17/04	Bowling Green, Ky. W	8-3
3/18/04	Bowling Green, Ky. W	10-9
3/19/04	Bowling Green, Ky. W	11-9
3/29/08	Bowling Green, Ky. W	20-10
	Bowling Green, Ky. W	5-2
3/20/08	Bowling Green, Ky. W	9-0

ALL-TIME RECORD BY OPPONENT

OPPONENT	W	L	T	LAST	STK	OPPONENT	W	L	T	LAST	STK	OPPONENT	W	L	T	LAST	STK
Air Force	1	0	0	1969	W2	Hopkinsville HS	0	1	0	1938	L1	Oregon State	0	1	0	2002	L1
Akron	8	3	0	2006	W2	Houston	7	6	0	1990	L2	Pacific	First Meeting in 2011				
Alabama	6	11	0	1993	L5	Huntington (Ind.)	5	0	0	1985	W5	Port Huron	1	0	1	1965	T1
UAB	29	25	0	1994	L1	Illinois	1	7	0	2004	L5	Purdue	4	5	0	2008	W4
Albany	5	2	0	2009	W4	Illinois Benedictine	1	0	0	1980	W1	Quincy (Ill.)	2	0	0	1980	W2
Albion (Mich.)	2	0	0	1981	W2	Illinois-Chicago	2	1	0	2010	L1	Rice	2	6	0	1995	L1
Arkansas	0	2	0	1987	L2	Illinois State	11	12	0	2005	L2	Rollins	0	0	1	1984	T1
UALR	42	26	0	2010	L2	Indiana	3	0	0	1990	W3	St. Francis (N.Y.)	1	0	0	1993	W1
Arkansas State	32	30	0	2010	L2	IPFW	2	1	0	2006	W2	St. Joseph's (Ind.)	1	0	0	1979	W1
Asbury (Ky.)	2	0	0	2002	W2	IUPUI	5	1	0	1984	L1	St. Joseph's (Pa.)	0	1	0	1983	L1
Auburn	0	2	0	2009	L2	Indiana Southeast	4	1	0	1982	W2	St. Louis	7	5	0	2005	L1
Auburn HS (Ky.)	2	0	0	1913	W2	Indiana State	5	4	1	1985	W1	St. Mary's (Mich.)	8	4	0	1924	W1
Aurora (Ill.)	8	0	0	1982	W8	Indiana Tech	4	0	0	1997	W4	St. Mary's (Minn.)	1	0	0	1985	W1
Austin Peay	90	54	1	2010	W3	Iowa	3	0	0	1981	W3	St. Xavier (Ill.)	2	1	0	1982	L1
Ball State	1	1	0	1983	W1	Jacksonville	13	25	0	1998	L3	Samford	6	1	0	1994	L1
Baylor	1	2	0	2010	W1	Jacksonville State	0	1	0	1977	L1	San Diego State	1	3	0	2002	L2
Bellarmino	29	11	0	1991	W1	Kansas State	First Meeting in 2011					Scottsville HS	1	0	0	1930	W1
Belmont	16	16	0	2010	W1	Kent State	2	2	0	2010	W2	South Alabama	48	77	0	2010	L1
Berea	1	0	0	1910	W1	Kentucky	22	30	0	2010	W3	South Carolina	0	1	0	2007	L1
Bethel (Ky.)	7	0	0	1959	W7	Kentucky Southern	2	0	0	1969	W2	USC Upstate	1	0	0	1987	W1
Bethel (Tenn.)	7	7	0	1927	L1	Kentucky State	2	0	0	2005	W2	South Florida	30	26	0	1991	W5
Birmingham Southern	1	0	0	1994	W1	Kentucky Wesleyan	54	26	0	2009	W16	SE Missouri State	2	1	0	1995	W1
Bowling Green State	5	2	0	2008	W1	Lamar	3	10	0	1998	W1	SE Louisiana	2	2	0	1992	L1
Bradley	4	3	0	2002	W2	LaSalle	1	0	0	1984	W1	Southern Illinois	8	22	0	1990	L1
Bradley Tech	0	1	0	1940	L1	Lincoln (Mo.)	2	0	0	1986	W2	Southern Indiana	9	3	0	1988	W4
Brescia	2	0	0	2009	W2	Lindsey Wilson	9	1	0	1936	W5	Springfield HS	1	0	0	1913	W1
Butler	10	2	0	2006	W6	Lipscomb	36	32	1	2009	W5	Sue Bennett	1	0	0	1997	W1
Campbellsville	28	4	0	1983	W16	Louisiana-Lafayette	21	38	0	2010	L3	Tampa	0	1	0	1980	L1
Canisius	1	0	0	1979	W1	ULM	10	6	0	2010	W3	Temple	1	1	0	1983	W1
Capital	2	0	0	1972	W2	LSU	0	3	0	1996	L3	Tennessee	3	2	0	2010	W1
Central Florida	11	9	0	2003	W1	Louisiana Tech	13	13	0	2001	W1	UT-Martin	6	0	0	2004	W6
Central Michigan	1	5	0	2006	L5	Louisville	65	59	0	2010	L5	Tennessee State	6	1	0	1984	W5
Central Normal (Ind.)	2	0	0	1924	W2	Marietta (Ga.)	0	2	0	1985	L2	Tennessee Tech	70	49	2	2001	L2
Centre	22	6	0	1975	W3	Marshall	8	4	0	1999	W4	Texas	0	1	0	1987	L1
Charleston Southern	0	1	0	2001	L1	Maryland	0	1	0	2005	L1	Texas A&M	2	0	0	2010	W2
Charlotte	2	0	0	1988	W2	McKendree (Ill.)	3	0	0	1980	W3	Texas State	1	0	0	2010	W1
Cincinnati	5	0	0	1999	W5	Memphis	0	1	0	1987	L1	TCU	0	1	0	2008	L1
Cleveland State	1	0	0	1982	W1	Mercer	0	5	0	1992	L5	Texas-Pan American	7	8	0	2005	W1
Coastal Carolina	0	2	0	1989	L2	Miami (Fla.)	0	1	0	1978	L1	Thomas More	2	0	0	1980	W2
College of Charleston	0	0	0	2001	W2	Miami (Ohio)	1	0	0	1951	W1	Toledo	4	0	0	2009	W4
Columbus State (Ga.)	5	3	0	1986	W1	Michigan State	4	0	0	2003	W4	Transylvania	5	0	0	1928	W5
Cumberland (Ky.)	3	2	1	1937	W1	Middle Tennessee	106	95	2	2010	W1	Trevecca Nazarene	1	1	0	1978	L1
Cumberland (Tenn.)	12	4	1	1991	T1	Millikin (Ill.)	1	0	0	1952	W1	Troy	9	16	0	2010	L2
Dayton	5	2	0	2004	W4	Mississippi	3	5	0	2009	L1	Tulane	0	1	0	2004	L1
Defiance (Ohio)	1	0	0	1926	W1	Mississippi State	0	2	0	2010	L2	Union (Ky.)	2	0	0	1959	W2
DePaul	1	0	0	1942	W1	Missouri	3	0	0	2009	W3	Union (Tenn.)	3	0	0	1975	W3
DuPont Manual HS	2	0	0	1913	W2	Missouri State	1	1	0	1986	L1	Valdosta State	2	4	0	1980	W2
East Tennessee State	2	3	0	1978	L2	Morehead State	29	22	0	2006	L1	Valparaiso	2	1	0	2002	W1
Eastern Illinois	12	4	0	1991	W4	Murray State	62	64	1	2010	W2	Vanderbilt	32	58	2	2010	L1
Eastern Kentucky	72	59	2	2009	W1	Nevada	0	1	0	1993	L1	VCU	6	1	0	2010	W6
Elkton HS	2	1	0	1912	W1	UNLV	0	3	0	2004	L3	Villanova	1	0	0	1984	W1
Evansville	35	28	2	2008	W4	New Mexico State	5	12	0	2005	L4	Virginia	1	0	0	1976	W1
Faculty	1	0	0	1912	W1	New Orleans	30	25	0	2010	W8	Wake Forest	0	1	0	2005	L1
Ferris State	4	2	0	1983	L2	New York Tech	First Meeting in 2011					Washington	0	1	0	2004	L1
Florida	0	6	0	1998	L6	North Alabama	2	0	0	1981	W2	Washington (Mo.)	3	1	0	1992	W3
Florida Atlantic	6	11	0	2010	L4	NC State	0	1	0	1987	L1	Wayne State (Mich.)	4	0	0	1981	W4
FIU	24	22	0	2010	L1	UNC Wilmington	1	0	0	2007	W1	Western Carolina	0	2	0	1990	L2
Florida State	1	14	0	2001	L8	Northeastern Illinois	14	3	0	1997	L2	Western Illinois	7	3	0	2002	W6
Fort Knox	1	3	0	1952	L1	Northern Illinois	3	1	0	1995	W3	Western Michigan	1	0	0	1977	W1
Franklin (Ind.)	2	0	0	1986	W2	Northern Iowa	2	3	0	2003	W1	Winthrop	0	1	0	2005	L1
Georgetown (Ky.)	5	0	0	1928	W5	Notre Dame	0	1	0	1926	L1	Wisconsin-Miwaukee	5	3	0	2006	W1
Georgia	2	0	0	1985	W2	Oakland	3	0	0	2001	W3	Wittenberg (Ohio)	0	2	0	1972	L2
Georgia Southern	1	1	0	1979	L1	Ohio	7	2	0	2006	L1	Wheaton (Ill.)	1	0	0	1962	W1
Georgia Southwestern	1	0	0	1977	W1	Ohio State	0	1	0	1925	L1	Wofford	7	2	0	2005	L1
Georgia State	3	1	0	1993	W3	Ohio Wesleyan	1	0	0	1925	W1	Wright State	3	1	0	2003	L1
Georgia Tech	1	5	0	1997	L4	Oklahoma	1	0	0	2007	W1	Wyoming	1	0	0	1995	W1
Glasgow HS	1	0	0	1912	W1	Oklahoma State	0	2	0	2008	L2	Xavier	15	2	0	2007	W10
Grand Valley State	1	2	0	1982	L2	Old Dominion	2	3	0	1991	L1	Yale	1	3	0	2000	L2
Hanover	1	0	0	1923	W1	Olivet (Mich.)	1	0	0	1981	W1	Youngstown State	6	0	0	2008	W6
Hillsdale HS	4	1	0	1961	W1												

*2011 Opponents

GAMES PLAYED

1. John Clem (1985).....	63
Juan Galan (1985).....	63
Mike Roy (1985).....	63
Randy Strijek (1985).....	63
Rob Tomberlin (1985).....	63
Mike Cash (1988).....	63
Juan Galan (1988).....	63
Gary Mueller (1988).....	63
Chris Turner (1988).....	63
Tim Grogan (2004).....	63
Matt Gunning (2004).....	63
Dominic Rio (2004).....	63
Matt Ransdell (2004).....	63

AT BATS

1. Randy Strijek (1985).....	265
2. Matt Gunning (2004).....	264
3. Wade Gaynor (2008).....	259
4. Matt Rice (2009).....	253
5. Rob Tomberlin (1985).....	251
Wade Gaynor (2009).....	251
7. Chad Cregar (2008).....	250
8. Matt Fox (2001).....	249
Matt Ransdell (2005).....	249
10. Gary Mueller (1988).....	247

BATTING AVERAGE (MIN. 75 AB)

1. Ralph Antone (1983).....	.437
2. Mike Williams (1981).....	.423
3. Bill Weyers (1993).....	.422
4. Mike Williams (1980).....	.420
5. Josh Patton (1997).....	.419
6. Don Durham (1970).....	.418
7. Ralph Antone (1982).....	.411
8. Jim Atkinson (1978).....	.408
9. Donnie Thomas (1981).....	.403
10. John Clem (1985).....	.400

RUNS

1. Rob Tomberlin (1985).....	83
Wade Gaynor (2009).....	83
3. Randy Strijek (1985).....	72
Chris Turner (1988).....	72
5. Mike Murray (1980).....	71
6. John Clem (1985).....	70
7. Scott Kaskie (2008).....	68
8. Chad Cregar (2009).....	67
9. Carlos Akins (1995).....	64
Chris Yeo (1999).....	64

HITS

1. Matt Rice (2009).....	101
2. Rob Tomberlin (1985).....	100
3. Matt Gunning (2004).....	99
4. Wade Gaynor (2009).....	93
5. Mike Murray (1980).....	92
Matt Fox (2001).....	92
7. John Clem (1985).....	90
Chad Cregar (2008).....	90
Wade Gaynor (2008).....	90
10. Matt Rice (2010).....	89

DOUBLES

1. Chris Turner (1991).....	24
Wade Gaynor (2008).....	24
3. Jonathan Camilo (1990).....	23
Matt Fox (2001).....	23
Matt Gunning (2004).....	23
6. Andy McDonald (1992).....	22
Carlos Akins (1995).....	22
8. Chris Turner (1989).....	21
Brian Houdek (2000).....	21
Antone Towns (2005).....	21

TRIPLES

1. Matt Payton (2010).....	10
2. Randy Strijek (1985).....	7
Scott Kaskie (2008).....	7
4. Don Durham (1970).....	6
Jim Zwiesler (1971).....	6
Robert Pickett (1980).....	6
Pete Davids (1988).....	6
8. Kenny Fox (1979).....	5
Matt Idlett (1996).....	5
Lorenzo Ferguson (1997).....	5
Chris Yeo (1999).....	5
Jordan Newton (2006).....	5
Scott Kaskie (2007).....	5
Matt Hightower (2008).....	5
Matt Payton (2009).....	5

HOME RUNS

1. Rob Tomberlin (1985).....	27
2. John Clem (1985).....	25
Wade Gaynor (2009).....	25
4. Mike Williams (1980).....	23
5. Mike Williams (1981).....	21
Mike Roy (1985).....	21
Chad Cregar (2008).....	21
8. Paul Knuth (1981).....	19
Chad Cregar (2009).....	19
10. T.J. Freeman (1999).....	18

RUNS BATTED IN

1. Chad Cregar (2008).....	82
2. Mike Williams (1980).....	79
3. Wade Gaynor (2009).....	78
4. Mike Williams (1981).....	77
5. John Clem (1985).....	76
6. Matt Gunning (2004).....	73
7. Matt Rice (2009).....	72
8. Rob Tomberlin (1985).....	70
9. Matt Rice (2010).....	65
10. Tim Grogan (2004).....	63
Paul Knuth (1981).....	63
Mike Latham (1988).....	63
Chad Cregar (2009).....	63

WALKS

1. Shannon McKenzie (1996).....	62
2. Tim Grogan (2004).....	61
3. Chris Yeo (1999).....	59
4. Mike Latham (1988).....	58
5. Chris Turner (1988).....	53
6. Chris Turner (1990).....	49

7. John Clem (1985).....	45
Jordan Newton (2006).....	45
Chad Cregar (2009).....	45
10. Chris Turner (1989).....	44

STOLEN BASES (ATTEMPTS)

1. Carlos Akins (1995).....	41 (51)
2. Ryan Hepworth (1992).....	35 (40)
3. Mike Murray (1980).....	34 (42)
4. Buddy Turner (1986).....	28 (37)
5. Mike Murray (1979).....	27 (30)

CONSECUTIVE GAME HITTING STREAK

1. Matt Rice (2009).....	31
2. Bill Weyers (1992-93).....	24
3. Paul Jackson (1992).....	23
4. Andy McDonald (1992).....	21
T.J. Freeman (1998).....	21
6. Mike Williams (1980-81).....	20
Matt Ransdell (2006).....	20
8. Donnie Thomas (1981).....	19
Josh Patton (1997).....	19
10. C.J. Martin (1996).....	18

APPEARANCES

1. Matt Wilhite (2003).....	37
2. Evan Teague (2009).....	35
3. Matt Wilhite (2002).....	33
Evan Teague (2008).....	33
Rye Davis (2010).....	33
6. Lance Ellingson (1992).....	30
Brian Smith (1996).....	30
8. Crad Jagers (1997).....	29
Chad Adcock (2009).....	29
10. Ken Edenfield (1989).....	28
Miles Orman (2005).....	28
Adam Balcom (2006).....	28
Garrett Stemberge (2006).....	28
Rye Davis (2008).....	28
Garrie Krueger (2008).....	28
Ben Paxton (2009).....	28

GAMES STARTED

1. Daren Kizziah (1988).....	20
2. Daren Kizziah (1989).....	18
3. Steve Bercier (1988).....	17
Steve Marr (1990).....	17
Heath Haynes (1991).....	17
Ryan Hutchison (2001).....	17
Daniel Faulkner (2005).....	17
Liam Shanahan (2006).....	17
9. Jeff Ledogar (1991).....	16
Steve Marr (1992).....	16
Stephen Stemle (1996).....	16
Ryan Bicondoa (2002).....	16
Ryan Bicondoa (2001).....	16
Daniel Faulkner (2004).....	16
Grady Hinchman (2004).....	16
Matt Ridings (2009).....	16

INNINGS PITCHED

1. Ryan Bicondoa (2002).....	123.2
2. Ryan Hutchison (2001).....	122.1

SINGLE-SEASON RECORDS/CAREER RECORDS

3. Heath Haynes (1991).....	122.1
4. Ken Edenfield (1990).....	118.1
5. Daniel Faulkner (2004).....	112.1
6. Ryan Hutchison (2000).....	112.0
7. Larry Shikles (1985).....	106.0
Daniel Faulkner (2005).....	106.0
9. Darren Kizziah (1988).....	105.0
Grady Hinchman (2004).....	105.0

EARNED RUN AVERAGE (MIN. 30.0 IP)

1. Phil Rine (1981)*.....	0.85
2. Leonard Mullins (1970).....	0.87
3. Bill Scheckles (1973).....	1.14
4. Stan Markham (1966).....	1.36
5. Bruce Alexander (1968).....	1.58
6. Elliott Miles (1969).....	1.74
7. Matt Wilhite (2003).....	1.77
8. Steve Carter (1975).....	1.86
9. Mark Biven (1979).....	1.95
10. Eddie Jent (1983).....	1.98

*second-best ERA in NCAA Division I

VICTORIES

1. Daren Kizziah (1988).....	11
Ryan Bicondoa (2002).....	11
3. Heath Haynes (1991).....	10
Jeff Ledogar (1991).....	10
Matt Ridings (2008).....	10
6. Larry Shikles (1985).....	9
Daren Kizziah (1989).....	9
Ryan Hutchison (2000).....	9
Ryan Hutchison (2001).....	9
Matt Ridings (2010).....	9

STRIKEOUTS

1. Ryan Bicondoa (2002).....	150
2. Grady Hinchman (2004).....	114
3. Heath Haynes (1991).....	111
4. Brian Houdek (2001).....	101
5. Ryan Hutchison (2001).....	100
6. Matt Ridings (2008).....	98
7. Ryan Bicondoa (2001).....	96
8. Ken Edenfield (1990).....	94
9. Matt Ridings (2009).....	93
10. Matt Ridings (2010).....	90

COMPLETE GAMES

1. Don Durham (1970).....	8
Phil Van Meter (1971).....	8
Marty Mason (1980).....	8
Mark Williams (1980).....	8
Heath Haynes (1991).....	8
6. Mark Biven (1979).....	7
Josh Novotney (1999).....	7
Ryan Hutchison (2000).....	7
9. Stan Markham (1969).....	6
Kevin Benzing (1981).....	6
Phil Rine (1981).....	6
Doug Piatt (1987).....	6
Steve Stemle (1997).....	6
Ryan Hutchison (2001).....	6

SAVES

1. Matt Wilhite (2003).....	11
2. Eddie Jent (1985).....	9
Rye Davis (2010).....	9
4. Jeff Meier (1987).....	7
Nathan Isenberg (1999).....	7
Matt Wilhite (2002).....	7
7. Matt Wilhite (2000).....	5
Rick Gittens (1978).....	5
9. Neil Corley (1990).....	4
Ken Edenfield (1990).....	4
Keith Hargis (1990).....	4
Matt Cook (1994).....	4
Brian Smith (1996).....	4
Mike Belch (2001).....	4
Michael Shope (2004).....	4
Steve Hupper (2007).....	4
Rye Davis (2008).....	4
Bart Carter (2009).....	4

DECISIONS (RECORD)

1. Daren Kizziah (1988).....	17 (11-6)
Daren Kizziah (1989).....	16 (9-7)
Ken Edenfield (1990).....	16 (8-8)
Ryan Hutchison (2001).....	16 (9-7)
5. Heath Haynes (1991).....	15 (10-5)

CAREER RECORDS

GAMES PLAYED

1. Juan Galan (1985-88).....	241
2. Chris Turner (1988-91).....	237
3. Brad Worley (1989-92).....	231
5. Matt Payton (2007-10).....	222
6. Paul Jackson (1990-93).....	217
7. Antone Towns (2002-05).....	216

AT BATS

1. Brad Worley (1989-92).....	888
2. Chris Turner (1988-91).....	842
3. Juan Galan (1985-88).....	832
4. Mike Murray (1977-80).....	804
5. Matt Idlett (1996-99).....	803
6. Matt Payton (2007-10).....	798
7. Josh Patton (1994-97).....	786
8. Jake Wells (2007-10).....	759
9. Paul Jackson (1990-93).....	743
10. Matt Ransdell (2003-06).....	740

RUNS

1. Chris Turner (1988-91).....	215
2. Matt Idlett (1996-99).....	200
3. Mike Murray (1977-80).....	180
Matt Payton (2007-10).....	180
4. Wade Gaynor (2007-09).....	178
5. Jordan Newton (2004-06).....	172
6. Matt Ransdell (2003-06).....	167
7. Ralph Antone (1980-83).....	152
Juan Galan (1985-88).....	152
9. Brad Worley (1989-92).....	151
10. Mike Williams (1978-81).....	150
Paul Jackson (1990-93).....	150
Matt Hightower (2007-09).....	150

HITS

1. Josh Patton (1994-97).....	281
2. Brad Worley (1989-92).....	278
3. Chris Turner (1988-91).....	271
4. Matt Fox (1998-2001).....	269
5. Wade Gaynor (2007-09).....	247
6. Mike Murray (1977-80).....	236
7. Matt Ransdell (2003-06).....	232
8. Mike Williams (1978-81).....	228
9. Juan Galan (1985-88).....	227
10. Ralph Antone (1980-83).....	224
Matt Rice (2008-present).....	224

DOUBLES

1. Chris Turner (1988-91).....	68
2. Josh Patton (1994-97).....	67
3. Terrence Dayleg (2007-09).....	51
Wade Gaynor (2007-09).....	51
Jake Wells (2007-10).....	51
5. Tim Grogan (2003-05).....	49
James Davis (1992-95).....	49
Casey Hamilton (2005-07).....	49
8. Brad Worley (1989-92).....	46
Mike Murray (1977-80).....	46
Matt Fox (1998-2001).....	46
Brian Houdek (1998-2001).....	46
Antone Towns (2002-05).....	46
Jordan Newton (2004-06).....	46

TRIPLES

1. Matt Payton (2007-10).....	17
2. Matt Idlett (1996-99).....	12
Scott Kaskie (2007-08).....	12
4. Matt Hightower (2007-09).....	11
5. Randy Strijek (1984-86).....	11
Jordan Newton (2004-06).....	11
7. Jim Zweisler (1969-71).....	10
8. Kenny Fox (1979-80).....	9
9. Brad Worley (1989-92).....	8
Josh Patton (1994-97).....	8

HOME RUNS

1. Mike Williams (1978-81).....	53
Ralph Antone (1980-83).....	53
3. Wade Gaynor (2007-09).....	43
4. Chad Cregar (2008-09).....	40
5. John Clem (1984-85).....	37
6. Mike Roy (1984-85).....	35
Chris Turner (1988-91).....	35
8. T.J. Freeman (1996-99).....	32
Jordan Newton (2004-06).....	32
10. Paul Knuth (1981-82).....	30

RUNS BATTED IN

1. Mike Williams (1978-81).....	208
2. Ralph Antone (1980-83).....	189
3. Josh Patton (1994-97).....	177
4. Chris Turner (1988-91).....	164
Matt Rice (2008-present).....	164
5. Wade Gaynor (2007-09).....	156
6. Chad Cregar (2008-09).....	145
7. Jordan Newton (2004-06).....	144
8. Antone Towns (2002-05).....	142

9. James Davis (1992-95)	140
Matt Payton (2007-10).....	140
10. Brad Worley (1989-92).....	139
Tim Grogan (2003-05).....	139

WALKS

1. Chris Turner (1988-91).....	186
2. Tim Grogan (2003-05).....	140
3. Juan Galan (1985-88).....	137
4. Paul Jackson (1990-93).....	124
5. Ralph Antone (1980-83).....	100
Jordan Newton (2004-06).....	100
7. Tanner Townsend (1999-2002).....	95
8. Mike Latham (1987-88).....	93
Josh Patton (1994-97).....	93

STOLEN BASES (ATTEMPTS)

1. Mike Murray (1977-80).....	89 (N/A)
2. Chris Turner (1988-91).....	64 (78)
3. Gerald Ingram (1985-88).....	51 (69)
4. Matt Hightower (2007-09).....	45 (54)
5. Carlos Akins (1995).....	41 (51)
Buddy Turner (1986-87).....	41 (57)
7. Wade Gaynor (2007-09).....	38 (46)
8. Scott Kaskie (2007-08).....	35 (46)
9. Donnie Thomas (1979-82).....	33 (41)

APPEARANCES

1. Matt Wilhite (2000-03).....	110
2. Evan Teague (2006-09).....	97
3. Ben Paxton (2006-09).....	93
4. Brian Smith (1995-98).....	84
5. Bart Carter (2007-10).....	78
6. Heath Haynes (1988-91).....	74
Andy Alepra (1992-95).....	74
J.C. Faircloth (2002-06).....	74
9. Jeff Ledogar (1988-90).....	71
Ben Paxton (2007-09).....	71
10. Eddie Jent (1983-85).....	65

GAMES STARTED

1. Matt Ridings (2007-10).....	60
2. Ryan Hutchison (1998-2001).....	53
3. Heath Haynes (1988-91).....	49
Steve Marr (1989-92).....	49
5. Grady Hinchman (2002-05).....	47
6. J.C. Faircloth (2002-06).....	46
7. Jeff Ledogar (1988-91).....	45
8. Greg Bartek (1983-86).....	39
Steve Stemle (1996-98).....	39
10. Daren Kizziah (1988-89).....	38

INNINGS PITCHED

1. Matt Ridings (2007-10).....	383.2
2. Ryan Hutchison (1998-2001).....	374.0
3. Heath Haynes (1988-91).....	325.0
4. Grady Hinchman (2002-05).....	286.2
5. J.C. Faircloth (2002-06).....	278.0
6. Steve Marr (1989-92).....	267.1
7. Jeff Ledogar (1988-91).....	265.2
8. Steve Stemle (1996-98).....	252.1
9. Bart Carter (2007-10).....	239.0
10. Ryan Bicondoa (2001-02).....	229.3

VICTORIES

1. Matt Ridings (2007-10).....	34
2. Ryan Hutchison (1998-2001).....	28
3. Heath Haynes (1988-91).....	24
4. Steve Marr (1989-92).....	21
Bart Carter (2007-10).....	21
6. Daren Kizziah (1988-89).....	20
Jeff Ledogar (1988-91).....	20
8. Ryan Bicondoa (2001-02).....	19
9. Bart Carter (2007-present).....	18
Stephen Stemle (1996-98).....	18

STRIKEOUTS

1. Matt Ridings (2007-10).....	354
2. Ryan Hutchison (1998-2001).....	264
3. Heath Haynes (1988-91).....	253
4. Grady Hinchman (2002-05).....	250
5. Ryan Bicondoa (2001-02).....	246
6. Stephen Stemle (1996-98).....	240
7. Bart Carter (2007-10).....	214
8. Steve Marr (1989-92).....	180
9. Bart Carter (2007-present).....	179
10. J.C. Faircloth (2002-06).....	178

COMPLETE GAMES

1. Ryan Hutchison (1998-2001).....	16
2. Marty Mason (1979-80).....	14
3. Heath Haynes (1988-91).....	12
4. Mark Biven (1977-79).....	11
5. Steve Stemle (1996-98).....	10
6. Mark Williams (1979-80).....	8
Mike Spearnock (1983-85).....	8
Daren Kizziah (1988-89).....	8

SAVES

1. Matt Wilhite (2000-03).....	23
2. Rye Davis (2008-present).....	13
3. Jeff Meier (1987-88).....	12
4. Eddie Jent (1983-85).....	11

DECISIONS (RECORD)

1. Ryan Hutchison (1998-2001).....	44 (28-16)
2. Heath Haynes (1988-91).....	43 (24-19)
Matt Ridings (2007-10).....	43 (34-9)
4. J.C. Faircloth (2002-06).....	35 (15-20)
5. Jeff Ledogar (1988-91).....	34 (20-14)
Grady Hinchman (2002-05).....	34 (16-18)
7. Daren Kizziah (1988-89).....	33 (20-13)

TEAM RECORDS

AT BATS

1. 2009	2,190
2. 2004	2,183
3. 2008	2,172
4. 1988	2,164
5. 1985	2,099

RUNS

1. 2009	538
2. 1988	518
3. 1980	492
4. 2008	472
5. 1985	471

DOUBLES

1. 1988	144
2. 2001	130
2005	130
4. 2004	128
5. 2008	125
6. 2009	124

TRIPLES

1. 2008	23
2. 1980	22
2010	22
4. 1989	21
2009	21

HOME RUNS

1. 1985	114
2. 1980	89
3. 2009	88
4. 1981	86
5. 1988	76

TOTAL BASES

1. 1985	1,163
2. 2009	1,152
3. 2008	1,088
4. 1988	1,081
5. 1980	1,076

WALKS

1. 1985	345
2. 2009	290
3. 1981	285
4. 1993	282
5. 2002	278
6. 1995	276

RUNS BATTED IN

1. 2009	490
2. 1988	444
3. 2008	439
4. 1985	438
5. 1981	429
6. 1980	421

BATTING AVERAGE

1. 1980	.343
---------	------

1982	.343
3. 1981	.332
4. 2009	.330
5. 1992	.329
6. 1985	.321

INNINGS PITCHED

1. 2004	556.2
2. 1999	545.0
3. 2009	536.2
4. 1988	534.2
5. 2008	527.2

STRIKEOUTS

1. 2008	479
2. 2010	474
3. 2002	470
4. 2001	462
5. 2009	450

EARNED RUN AVERAGE

1. 1968	2.70
2. 1969	2.77

COMPLETE GAMES

1. 1980	36
2. 1981	29
3. 1970	20
1971	20

SHUTOUTS

1. 1982	9
2. 1991	8
3. 1980	7
1981	7

GAMES PLAYED

1. 1988	64
2. 2004	63
1985	63
4. 1999	62
2009	62

WINNING STREAK

1. 1980	19
2. 1978	13
3. 1928	12
4. 2001	11
5. 1913	10
1951	10
1988	10
2002	10

VICTORIES

1. 1980	47
2. 1985	43
1988	43
4. 2009	42
5. 1981	41

LOSSES

1. 2005	37
---------	----

2. 1995	35
2000	35
4. 1989	34
5. 1986	31

NCAA ALL-AMERICANS

• ABCA

Ralph Antone, C	1983
Rob Tomberlin, 3B	1985
Bill Weyers, 1B	1993
Ryan Bicondoa, P	2002
Matt Gunning, OF	2004
Wade Gaynor, 3B	2009
Matt Rice, C (Third Team)	2010
Matt Ridings, P (Third Team)	2010

• BASEBALL AMERICA

Chris Turner, 3B (Freshman)	1988
Lorenzo Ferguson, OF	1997
Wade Gaynor, 3B	2009

• COLLEGIATE BASEBALL

J.C. Faircloth, P (Freshman)	2002
Antone Towns, OF (Freshman)	2002
Matt Gunning, OF	2004

• COLLEGIATEBASEBALLINSIDER.COM

Matt Wilhite, P	2003
Matt Gunning, OF	2004

• LOUISVILLE SLUGGER

Lorenzo Ferguson, OF	1997
Bart Carter, P (Freshman)	2007
Chad Cregar, OF/DH (Pre-2nd Team)	2009
Matt Ridings, P (Pre-2nd Team)	2009
Matt Ridings, P (Third Team)	2010

• MIZUNO

Matt Idlett, OF (Freshman)	1996
Steve Stemle, P (Freshman)	1996

• NCBWA

Matt Wilhite, P	2003
Chad Cregar, OF/DH (2nd Team)	2008
Chad Cregar, OF/DH (Pre-1st Team)	2009

• PING! BASEBALL

Bart Carter, P	2007
Matt Ridings, P	2007

CoSIDA ACADEMIC ALL-AMERICANS

Jack Glasser, C	1973
Erick Rosa, C	1997
Matt Rice, C (Third Team)	2009
Matt Payton, 2B (First Team)	2010
Matt Ridings, P (First Team)	2010
Matt Rice, C (Second Team)	2010

CoSIDA ACADEMIC ALL-DISTRICT

Rene Zarate, C	1981
Matt Ransdell, 2B/SS (Second Team)	2005
Matt Ransdell, 2B/SS (First Team)	2006
Matt Payton, 2B (Second Team)	2008
Chad Cregar, OF/DH (Second Team)	2009
Matt Payton, 2B (First Team)	2009
Matt Rice, C (First Team)	2009

ALL-SOUTH CENTRAL REGION

Ralph Antone, DH	1981
Mike Williams, 1B	1981
Ralph Antone, C	1982
Ralph Antone, C	1983
Chris Turner, OF	1991
Bill Weyers, 1B	1993
James Davis, C	1994
C.J. Martin, OF	1996
Josh Patton, 3B	1997
Ryan Hutchison, P	2000
Ryan Bicondoa, P	2002
Matt Wilhite, P	2002
Matt Wilhite, P	2003
Matt Gunning, OF	2004
Jordan Newton, C	2005
Matt Ridings, P	2008
Chad Cregar, OF/DH	2009
Wade Gaynor, 3B	2009
Matt Hightower, OF/P	2009
Matt Rice, C	2009
Matt Rice, C	2010
Matt Ridings, P	2010
Rye Davis, P	2010

ALL-NCAA TOURNAMENT

Ralph Antone, DH	1980
Larry Glasscock, P	1980
Donnie Thomas, OF	1980
Mike Williams, 1B	1980
Grady Hinchman, P	2004
Chad Cregar, OF/DH	2008
Chad Cregar, OF/DH	2009
Wade Gaynor, 3B	2009
Matt Rice, C	2009

ALL-OHIO VALLEY CONFERENCE

Lee Murray, OF	1962
Tom Eddleman, C	1963
Bobby Moore, OF	1963
James Bunnell, OF	1965
James Bunnell, OF	1966
John Vance, C	1967
George Lynch, C	1968
Harry Jones, OF	1968
Stan Markham, P	1969
John Vance, C	1969
Harry Jones, OF	1969
Don Durham, P	1970
Jay Hickman, 2B	1970
Jim Zweisler, OF	1970
Harry Jones, OF	1970
Jack Glasser, C	1973
Steve Tate, IF	1973
Neil Mills, 2B	1974

Mike Grubb, OF	1974
Terry Tedder, IF	1976
Harold Craft, IF	1976
G. Larimore, OF	1976
Terry Tedder, IF	1977
Frank Hughes, IF	1977
Paul Oberson, DH	1977
Paul Oberson, P	1978
Terry Tedder, IF	1978
Ron Rocco, IF	1978
Mike Murray, IF	1978
Jim Atkinson, OF	1978
Frank Hughes, OF	1978
Mark Biven, P	1979
Mark Williams, P	1980
Marty Mason, P	1980
Mike Murray, IF	1980
Mike Williams, IF	1980
Kenny Fox, IF	1980
Walt McTenny, OF	1980
Phil Rine, P	1981
Rene Zarate, C	1981
Paul Knuth, IF	1981
Ralph Antone, DH	1981
Donnie Thomas, OF	1981
Craig Martin, P	1982
Ralph Antone, C	1982
Kevin Birkofer, IF	1982
Donnie Thomas, OF	1982

OVC COACH OF THE YEAR

Barry Schollenberger	1978
Joel Murrie	1980
Joel Murrie	1981

OVC PLAYER OF THE YEAR

Jim Atkinson, OF	1978
Mike Murray, IF	1980
Mike Williams, IF	1981

ALL-SUN BELT CONFERENCE

Ralph Antone, C	1983
Mike Spearnock, P	1983
John Clem, OF	1984
Mike Spearnock, P	1984
Mike Roy, 1B	1984
John Clem, OF	1985
Mike Roy, DH	1985
Larry Shikles, P	1985
Randy Stijek, SS	1985
Randy Tomberlin, 3B	1985

ALL-SBC FIRST TEAM

Stan Cook, OF	1988
Mike Latham, C	1988

HONORS

Gary Mueller, 1B/DH.....	1988
Chris Turner, 3B.....	1989
Brad Worley, SS.....	1990
Heath Haynes, P.....	1991
Jonathan Camilo, 1B.....	1990
Chris Turner, OF.....	1991
Paul Jackson, OF.....	1992
Andy McDonald, 3B.....	1992
Chris Phillips, 2B.....	1992
Bill Weyers, 1B.....	1993
James Davis, C.....	1994
Josh Patton, DH.....	1994
Carlos Akins, OF.....	1995
James Davis, C.....	1995
C.J. Martin, OF.....	1996
Josh Patton, 3B.....	1997
Erick Rosa, C.....	1997
T.J. Freeman, 1B.....	1998
Matt Idlett, 2B.....	1998
T.J. Freeman, 1B.....	1999
Chris Yeo, OF.....	1999
Josh Novotney, P.....	1999
Jeff Vance, P.....	1999
Ryan Hutchison, P.....	2000
Jeff Vance, UT.....	2000
Matt Fox, OF.....	2001
Ryan Cattell, C.....	2001
Brian Houdek, UT.....	2001
Ryan Bicondoa, P.....	2002
Ryan Cattell, C.....	2002
Tanner Townsend, 3B.....	2002
Matt Wilhite, P.....	2002
Matt Wilhite, P.....	2003
Matt Gunning, OF.....	2004
Tim Grogan, 3B.....	2004
Chad Cregar, OF/DH.....	2008
Chad Cregar, OF/DH.....	2009
Wade Gaynor, 3B.....	2009
Matt Hightower, OF/P.....	2009
Matt Ridings, P.....	2010
Rye Davis, P.....	2010
Matt Rice, C.....	2010
Kes Carter, OF.....	2010

ALL-SBC SECOND TEAM

Scott Hibbert, C.....	1986
Stan Cook, OF.....	1987
Mike Latham, C.....	1987
Pete Davids, OF.....	1988
Daren Kizziah, P.....	1988
Chris Turner, 3B.....	1988
Daren Kizziah, P.....	1989
Jeff Ledogar, P.....	1991
Andy McDonald, 3B.....	1991
Matt Idlett, OF.....	1996

Josh Patton, 3B.....	1996
Dan Grice, SS.....	1997
Cary Page, UT.....	2004
Matt Ransdell, UT.....	2005
Jordan Newton, C.....	2006
Bart Carter, P.....	2007
Matt Ridings, P.....	2008
Wade Gaynor, 3B.....	2008
Terrence Dayleg, SS.....	2009
Matt Ridings, P.....	2009
Matt Payton, 2B.....	2010

SBC COACH OF THE YEAR

Joel Murrie.....	1985
Joel Murrie.....	2002
Chris Finwood.....	2009

SBC PLAYER OF THE YEAR

Chris Turner, OF.....	1991
Bill Weyers, 1B.....	1993
T.J. Freeman, 1B.....	1999
Matt Gunning, OF.....	2004

SBC PITCHER OF THE YEAR

Ryan Bicondoa.....	2002
Matt Wilhite.....	2003
Matt Hightower.....	2009
Matt Ridings.....	2010

SBC FRESHMAN OF THE YEAR

Matt Idlett, OF.....	1996
Bart Carter, P.....	2007

SBC NEWCOMER OF THE YEAR

Chad Cregar, OF/DH.....	2008
-------------------------	------

ALL-SBC TOURNAMENT

**only SBC Tournament MVP named prior to 2004*

Grady Hinchman, P.....	2004
Tim Grogan, 3B.....	2004
Jordan Newton, C.....	2004
Chad Cregar, OF/DH.....	2008
Matt Ridings, P.....	2008
Wade Gaynor, 3B.....	2008
Jake Wells, 1B.....	2008
Bart Carter, P.....	2009
Chad Cregar, OF/DH.....	2009
Matt Hightower, OF/P.....	2009

SBC TOURNAMENT MVP

Rob Tomberlin, 3B.....	1985
Grady Hinchman, P.....	2004
Jake Wells, 1B.....	2008

SBC PLAYERS OF THE WEEK

John Clem, OF.....	Mar. 24, 1985
Matt Logic, C.....	Apr. 7, 1985
David Lunsford, P.....	May 4, 1986
Scott Hibbert, DH.....	May 3, 1987
Gary Mueller, IF.....	Apr. 17, 1988
Chris Turner, IF.....	Apr. 17, 1989
Doug Darnall, C.....	Mar. 19, 1990
Chris Turner, 2B.....	Mar. 11, 1991
Heath Haynes, P.....	May 13, 1991
Paul Jackson, OF.....	Apr. 27, 1992
Barry Nesbitt, OF.....	Apr. 12, 1993
James Davis, C/1B.....	May 2, 1994
Chad Chabala, OF.....	Apr. 17, 1995
Shannon McKenzie, 1B.....	Apr. 24, 1995
C.J. Martin, OF/DH.....	Mar. 11, 1996
Matt Idlett, OF.....	May 12, 1996
Josh Patton, 1B/3B.....	Mar. 10, 1997
Chris Yeo, OF.....	Apr. 26, 1999
T.J. Freeman, 1B.....	May 3, 1999
Ryan Cattell, C.....	Apr. 2, 2001
Tanner Townsend, 3B.....	Apr. 15, 2002
Antone Towns, OF.....	Mar. 14, 2005
Jordan Newton, C.....	Mar. 21, 2006
Chad Cregar, OF/DH.....	Apr. 7, 2008
Wade Gaynor, 3B.....	Mar. 2, 2009
Chad Cregar, OF/DH.....	Mar. 9, 2009
Matt Rice, C.....	Mar. 22, 2010
Matt Payton, 2B.....	April 12, 2010

SBC PITCHERS OF THE WEEK

Josh Novotney.....	Apr. 29, 1996
Josh Novotney.....	Apr. 13, 1998
Steve Stemle.....	Apr. 20, 1998
Ryan Hutchison.....	Apr. 17, 2000
Ryan Bicondoa.....	Mar. 19, 2001
Ryan Bicondoa.....	Apr. 8, 2002
Ryan Bicondoa.....	Apr. 15, 2002
Matt Wilhite.....	Feb. 18, 2003
Andy Baldwin.....	Mar. 4, 2003
Matt Wilhite.....	May 12, 2003
Matt Ridings.....	Feb. 13, 2007
Bart Carter.....	Feb. 27, 2007
Matt Ridings.....	May 21, 2007
Matt Ridings.....	Apr. 7, 2008
Matt Ridings.....	Mar. 1, 2010
Matt Ridings.....	May 17, 2010

HILLTOPPERS IN THE PROS

Jim Weaver.....	Washington (1927)
Jack Littrell.....	Philadelphia (1927)
Hugh Poland.....	New York Giants (1943)
Jim Pickens.....	Detroit (1950)
Dan King.....	Pittsburgh (1954)
Bob Daniels.....	Pittsburgh (1957)

Stan Markham	Cincinnati (1969)	Erick Rosa	Cleveland (1997)
Don Durham	St. Louis (1970)	Dan Grice	Chicago Cubs (1997)
Johnny Vance	Pittsburgh (1970)	Scott Flynn.....	Independent (1997)
Jim Atkinson	Montreal (1978)	Steve Stemle	St. Louis / KC (1998)
Rick Despaux	N.Y. Yankees (1980)	Josh Patton.....	Independent (1998)
Larry Glasscock.....	Montreal (1980)	T.J. Freeman.....	Arizona (1999)
Marty Mason.....	St. Louis (1980)	Jeff Lincoln	Minnesota (2000)
Mike Murray.....	Cincinnati (1980)	Ryan Hutchison	Philadelphia (2001)
Leonard Phillips	Montreal (1980)	John Bartsch.....	Baltimore (2001)
Mark Williams	Montreal (1980)	Brian Houdek.....	Independent (2001)
Cris Joslin	Texas (1981)	Ryan Bicondoa	N.Y. Yankees (2002)
Mike Williams.....	Detroit (1981)	Tanner Townsend	San Diego (2002)
Kevin Benzing.....	Cleveland (1982)	Andy Baldwin.....	Detroit (2003)
Kevin Birkofer	Montreal (1982)	Travis Brown.....	Baltimore (2003)
Jim Hess.....	Montreal (1982)	Matt Wilhite.....	Anaheim Angels (2003)
Greg Raymer	San Diego (1982)	Matt Gunning	Independent (2004)
Cam Walker	San Diego (1982)	Tim Grogan.....	N.Y. Mets (2005)
Ralph Antone	Montreal (1983)	Grady Hinchman.....	N.Y. Mets (2005)
Jeff Peterek	Milwaukee (1983)	Jordan Newton	Detroit (2006)
Mike McClear.....	N.Y. Yankees (1984)	Cortez Armstrong.....	Cleveland (2006)
John Clem	Seattle (1985)	Liam Shanahan	Philadelphia (2007)
Darryl Hughes.....	N.Y. Yankees (1985)	Colby Beach	Kansas City (2008)
Mike Roy.....	Minnesota (1985)	Chad Cregar	Florida (2009)
Mike Spearnock.....	California (1985)	Terrence Dayleg	Florida (2009)
Rob Tomberlin	Atlanta (1985)	Wade Gaynor	Detroit (2009)
Larry Shikles.....	Boston (1986)	J.B. Paxson	L.A. Dodgers (2009)
Randy Strijek	Baltimore (1986)	Ben Paxton.....	Houston (2009)
Mike Trapp.....	Kansas City (1986)	Evan Teague.....	Toronto (2009)
Rafael Compos.....	Texas (1987)	Matt Payton	Philadelphia (2010)
Stan Cook.....	Independent (1988)	Bart Carter	Minnesota (2010)
Gerald Ingram.....	Kansas City (1988)	Matt Ridings.....	Kansas City (2010)
Jeff Meier.....	Atlanta (1988)		
Doug Piatt.....	Kansas City (1988)		
C.L. Thomas	Cincinnati (1988)		
Daren Kizziah	Toronto (1989)		
Paul Jackson	Cincinnati (1989)		
Efrain Barriero	Houston (1990)		
Ken Edenfield	Calif. / N.Y. Yanks (1990)		
Heath Haynes.....	Montreal / Florida (1991)		
Chris Turner.....	California (1991)		
Jeff Ledogar.....	Independent (1991)		
Steve Marr	California (1992)		
Andy McDonald	Chi. White Sox (1992)		
Chris Petrocella	Milwaukee (1992)		
Chris Phillips.....	Minnesota (1993)		
Matt Cook	Independent (1994)		
Mark Pfannenstiel.....	Independent (1994)		
Greg Slone	Independent (1994)		
Doug Smyly	Independent (1994)		
Bill Weyers.....	Independent (1994)		
Carlos Akins.....	Baltimore (1995)		
Matt Bowles	Milwaukee (1995)		
James Davis	Cincinnati (1995)		
Christian Blackburn	Independent (1996)		
C.J. Martin	Independent (1996)		

RADIO/TELEVISION GUIDE



1

DW Warner
Fr • IF • R/L • 5-7 165



2

Ivan Hartle
Jr • IF • R/R • 5-10 180



3

Logan Robbins
Jr • IF • R/R • 6-0 180



4

Jared Andreoli
Jr • OF • L/R • 5-11 185




6

Bret Sutton
Fr • IF/P • R/R • 6-0 190



7

Matt Borgschulte
So • OF • R/R • 6-2 190




8

J.P. Jackson
So • IF/C • R/R • 5-9 155



9

Matt Rice
Sr • C • R/R • 6-3 195



10

Kes Carter
Jr • OF/P • L/L • 6-1 200




11

Scott Wilcox
Fr • IF • R/L • 6-0 175




13

Austin Clay
Fr • P • L/L • 5-10 165




14

Blake Crabtree
R-So • IF • R/R • 5-11 192




15

Chris Bullard
Sr • OF • L/R • 5-11 195




16

Casey Dykes
Jr • UTL • R/R • 5-11 200




17

Ryan Hutchison
Jr • OF • R/R • 6-0 180



19

Andrew Zimmerman
So • P/IF • R/R • 6-0 180




20

Matt Bracken
Sr • OF • L/R • 6-0 210



22

Taylor Haydel
So • OF/P • R/R • 6-0 170




22

Tanner Perkins
So • P • L/L • 6-2 185



23

Phil Wetherell
Jr • P • R/R • 6-5 210



24

Brian Doering
Fr • P • R/R • 6-2 195



25

Rye Davis
R-Jr • P • R/R • 6-5 250



27

Kory Petri
Sr • OF • L/L • 6-0 195




29

Ross Hammonds
R-Jr • P • R/R • 5-10 188



30

E.J. Murray
So • UTL • R/R • 6-2 185




31

Justin Hageman
Fr • P/IF • R/R • 6-2 195



33

Jordan Cessna
Fr • IF • R/R • 6-1 180



35

Aaron Mayfield
Jr • P • R/R • 5-11 165



36

Tate Glasscock
Fr • P • R/R • 6-1 195




37

Ryan Messex
Fr • C • R/R • 5-10 170




38

Brian Edelen
R-Sr • P • R/R • 6-1 194




39

GJ Strauss
Fr • P • R/R • 6-5 200



40

David Simmons
Fr • OF • R/R • 5-10 175



41

Brandon Brian
So • OF • R/R • 6-2 175



44

Ryan Huck
So • UTL • R/R • 6-5 230