



***2012 Baseball
Media Information
Guide***



WESTERN KENTUCKY UNIVERSITY DEPARTMENT OF ATHLETICS

1605 Avenue of Champions
Bowling Green, Ky. 42101
270-745-4298
www.WKUSports.com

CREDITS

EXECUTIVE EDITOR

Melissa Anderson

EDITORIAL ASSISTANCE

Michael Schroeder, Chris Glowacki

LAYOUT

Melissa Anderson

Printed by The Liberty Group, Bowling Green, Ky. (Printed with state funds)

© 2012, Western Kentucky University Department of Athletics

WESTERN KENTUCKY UNIVERSITY STATEMENT OF PURPOSE

As a nationally prominent university, Western Kentucky University engages the globe in acclaimed, technologically enhanced academic programs. An inspiring faculty promotes entrepreneurial success and a unique campus spirit to attract an intellectually exciting and diverse family of the nation's best students.

WKU provides students with rigorous academic programs in education, the liberal arts and sciences, business, and traditional and emerging professional programs, with emphasis at the baccalaureate level, complemented by relevant associate and graduate-level programs.

The University places a premium on teaching and student learning. WKU faculty engage in creative activity and diverse scholarship, including basic and applied research, designed to expand knowledge, improve instruction, increase learning, and provide optimum service to the state and nation. The University directly supports its constituents in its designated service areas of Kentucky with professional and technical expertise, cultural enrichment, and educational assistance. The University encourages applied research and public service in support of economic development, quality of life, and improvement of education at all levels, especially elementary and secondary schools. In particular, WKU faculty contribute to the identification and solution of key social, economic, scientific, health, and environmental problems within its reach, but particularly throughout its primary service area.

Maintaining a campus of distinctive history and character, WKU sustains a student population of increasing quality. It fulfills its responsibility for access through its Bowling Green Community College, regional campus programs in Glasgow, Owensboro and Elizabethtown/Radcliff/Ft. Knox, and distance/on-line learning.

WKU's commitment is to ensure value in a holistic learning experience through high standards for student achievement and conduct, a strong faculty, technological innovation, personalized attention, broad access, and public accountability for actions and outcomes.

WKU recognizes that its mission continues to evolve in response to regional, national, and global changes, and the need for lifelong learning.

WKU ATHLETICS MISSION STATEMENT

The mission of the Western Kentucky University Department of Intercollegiate Athletics is to support the university vision by providing a comprehensive, high quality education for student-athletes and to serve the university community, alumni, and friends through success and distinction within an environment of uncompromising integrity. The WKU Athletic Department seeks to be a source of pride for the citizens of the Commonwealth of Kentucky and to be recognized as a nationally prominent program by consistently winning Sun Belt Conference championships and achieving frequent success in NCAA post-season competitions. It is also imperative that we compete with dignity, honor and respect in upholding and advancing WKU's rich history and tradition.

We must operate in a manner that embraces the guidelines and principles established by the NCAA and Sun Belt Conference, which promote the principles of sportsmanship and ethical conduct. Fair and equitable opportunities will be a priority and will be provided for student-athletes and staff to participate in intercollegiate athletics at the Division I level regardless of gender and ethnicity. Our ultimate purpose is to provide a world class academic and athletic experience for our student-athletes resulting in the vital personal development necessary for long term success.

Table of Contents

Quick Facts..... 2
 Media Information..... 3
 2012 Schedule..... 4
 2012 Roster..... 5
 2012 Opponents..... 6-7

Coaching Staff 8-12
 Head Coach Matt Myers 8-9
 Assistant Coach Blake Allen 10
 Assistant Coach Brendan Dougherty 11
 Other Coaches/Support Staff..... 12

2012 Hilltoppers 13-27
 Seniors..... 13-16
 Juniors..... 17-19
 Sophomores..... 19-22
 Redshirt Freshmen..... 22-23
 Newcomers 23-27

2011 Season In Review..... 28-30
 Final Statistics..... 28
 Game-by-Game Results 29
 Final SBC Standings..... 30
 2011 SBC Honors 30

History and Records..... 31-51
 All-Time Coaching History..... 31
 Year-by-Year Results 32-43
 All-Time Series History 44-55
 All-Time Record by Opponent..... 56
 Single-Season Records 57-58
 Career Records..... 58-59
 Team Records..... 60
 Honors 61-63

Radio/Television Guide 64

TOC/Quick Facts

UNIVERSITY INFORMATION

Location:Bowling Green, Ky. 42101
Founded: 1906
Nickname: Hilltoppers
Enrollment:..... 21,048
Colors: Red & White
Stadium: Nick Denes Field (1,500)
 Surface Natural Grass (Bermuda)
 Dimensions: 330 (L) 400 (C) 330 (R)
NCAA Affiliation:.....Division I
Conference:.....Sun Belt
President:.....Dr. Gary Ransdell
Director of Athletics: Ross Bjork
Senior Associate AD: Todd Stewart
Associate AD: Craig Biggs
Associate AD:B.J. Burton
Associate AD: Jim Clark
Associate AD: Pam Herriford
Associate AD: Darrell Horn

WKU BASEBALL HISTORY

First Year of Play: 1910
All-Time Record:..... 1606-1299-12 (.522)
Sun Belt Conference Championships: . 1
SBC Tournament Championships: 1
Last Conference Championship: 2009
Last SBC Tournament Championship: .. 2008
Years in NCAA Tournament:..... 4
Last NCAA Tournament Appearance:.... 2009
Postseason Record:..... 6-8

COACHING/SUPPORT STAFF

Head Coach:..... Matt Myers (1st Year)
 • **Overall Record:** ..89-128 (4 Seasons)
 • **Record at WKU:** First Season
 • **Alma Mater (Year):**..Tennessee (1998)
Assistant Coach: Blake Allen (4th Year)
 • **Alma Mater (Year):** Blackburn (Ill.) College (2001)
Assistant Coach: .Brendan Dougherty (1st Year)
 • **Alma Mater (Year):**...Coastal Carolina (1998)
Vol. Asst. Coach: Jeff Mercer (1st Year)
 • **Alma Mater (Year):**..Wright State (2009)
Student Intern: Jake Wells
Athletic Trainer: Dustin Wilson
Strength Coach:.....Keith Caton

TEAM INFORMATION

2011 Overall Record: 33-24
2011 Conference Record (Finish):.... 17-13 (4th)
Letterwinners Returning/Lost: 16/9
Position Player Starters Returning/Lost:.. 9/5
Starting Pitchers Returning/Lost:..... 2/1
Newcomers: 13

KEY RETURNERS:

- **OF JARED ANDREOLI:**
 '11: .352, 87 H, 17 SB, All-SBC
- **3B CASEY DYKES:**
 '11: .281, 59 H, 27 RBI, 27 BB, 6 SB
- **C/INF RYAN HUCK:**
 '11: .274, 51 H, 26 RBI, 7 HR
- **SP TANNER PERKINS:**
 '11: 7-4, 2.36 ERA, 75 SO, All-SBC
- **SP JUSTIN HAGEMAN:**
 '11: 8-5, 3.22 ERA, 2 CG, 85 SO
 SBC Freshman of the Year

KEY LOSSES:

- **C MATT RICE:**
 '11: .360, 85 H, 14 2B, 9 HR, 59 RBI
 All-SBC First Team
 Tampa Bay Rays draft pick (9th round)
- **CF KES CARTER:**
 '11: .344, 74 H, 17 2B, 7 HR, 40 RBI
 All-SBC First Team;
 Tampa Bay Rays draft pick (Supp 1st round)
- **SS LOGAN ROBINS:**
 '11: .286, 57 H, 12 2B, 20 SB
 .371 OBP
 Atlanta Braves draft pick (10th round)
- **RP PHIL WETHERELL:**
 '11: 4.25 ERA, 30 app, 44 SO
 59.1 IP
 NY Yankees draft pick (8th round)
- **SP BRIAN EDELEN:**
 '11: 7-2, 4.74 ERA, 74.0 IP, 60 SO

KEY NEWCOMERS:

- **C DEVIN KELLY:**
 Transfer from Skyline CC
- **SS STEVE HODGINS:**
 2-year starter at Wabash CC
- **INF ADAM LAVELLE:**
 Placed third at NJCAA World Series
- **LHP TIM BADO:**
 All-Region, 18 wins last two years

“We are WKU”

Please refer to Hilltopper and Lady Topper athletic programs as:

Western Kentucky University

- or -

WKU

Please do **NOT** use Western Kentucky, Western, Western Ky., W. Kentucky or any other variation.

MESSAGE TO THE MEDIA

The following information is intended to assist members of the media in their coverage of Hilltopper baseball. Should you require additional information, contact Melissa Anderson, Assistant Director of Athletic Media Relations, by phone at (270) 745-3756 or via email at melissa.anderson@wku.edu.

MATT MYERS INTERVIEWS

Media members wishing to arrange an interview with head coach Matt Myers must contact Melissa Anderson in the WKU Athletic Media Relations office. Times can be arranged before or after practice, but must be scheduled in advance.

PLAYER INTERVIEWS

Media members wishing to arrange an interview with a WKU player must contact Melissa Anderson in the WKU Athletic Media Relations office. It is asked that at least 48 hours prior notice is given in order to arrange the interview, and it must occur in a fashion that does not interfere with the student-athlete's academic schedule.

POST-GAME INTERVIEWS

The WKU locker room is closed to the media.

During games at Nick Denes Field, a member of the WKU media relations staff will collect player interview requests towards the latter portion of the game. Following the NCAA's recommended 10-minute cooling-off period, head coach Matt Myers will be available to the media on the field.

On the road, interviews will be conducted in accordance with the host institution's policy.

CREDENTIALS

All requests for working press, radio and television should be made as soon as possible prior to game day by contacting the WKU Athletic Media Relations office.

UNAUTHORIZED USE OF MEDIA CREDENTIALS

Credentials will be issued to working media only. Credentials are non-transferable. Use by anyone other than members of the working media are unauthorized, and those credentials will be revoked immediately. News organizations allowing unauthorized individuals to use credentials will have their credentials revoked for the remainder of the year.

INTERNET ACCESS

Internet is available to media members. Wireless internet is not available in the Nick Denes Field pressbox but Ethernet cords will be made available.

PHONE ACCESS

Phone lines are available to media members.

WKUSPORTS.COM

WKUsports.com is the official online home for all 19 sports on the Hill. Rosters, schedules, stats, game notes, game recaps and media guides are available any time through the site.

Media are strongly encouraged to use WKUsports.com to access box scores following each Hilltopper game. Updated WKU statistics will be available on the site shortly following the conclusion of each game, except when travel plans dictate other arrangements. In those situations, stats may be updated the following day.

WKU ATHLETIC MEDIA RELATIONS

Senior Associate Athletic Director:

Todd Stewart

Director of Media Relations:

Chris Glowacki

Assistant Director of Media Relations:

Michael Schroeder

Assistant Director of Media Relations:

Melissa Anderson

Media Relations Assistant:

Mike Haase

Media Relations Assistant:

Kyle Allen

Sports Information Director (retired):

Paul Just

BASEBALL CONTACT:

Melissa Anderson

Office: (270) 745-3756

Cell: (314) 368-1995

Email: melissa.anderson@wku.edu

MAILING ADDRESS:

Athletic Media Relations
Western Kentucky University
1454 E.A. Diddle Arena
1605 Avenue of Champions
Bowling Green, KY 42101-6412

Website: www.WKUsports.com

Phone: (270) 745-4298



Stewart



Glowacki



Schroeder



Anderson



Haase



Just

2012 WKU BASEBALL SCHEDULE

2012 Schedule

DATE	DAY	OPPONENT	LOCATION	TIME (CT)
F17	Friday	Toledo	Bowling Green, Ky.	3:00 PM
F18	Saturday	Toledo	Bowling Green, Ky.	2:00 PM
F19	Sunday	Toledo	Bowling Green, Ky.	1:00 PM
F21	Tuesday	Tennessee	Knoxville, Tenn.	2:00 PM
F24	Friday	Southern Illinois	Bowling Green, Ky.	3:00 PM
F25	Saturday	Southern Illinois	Bowling Green, Ky.	2:00 PM
F26	Sunday	Southern Illinois	Bowling Green, Ky.	1:00 PM
F28	Tuesday	Murray State	Murray, Ky.	2:00 PM
M2	Friday	Kent State	Bowling Green, Ky.	3:00 PM
M3	Saturday	Kent State	Bowling Green, Ky.	2:00 PM
M4	Sunday	Kent State	Bowling Green, Ky.	1:00 PM
M7	Wednesday	Evansville	Bowling Green, Ky.	6:00 PM
M9	Friday	Western Illinois	Bowling Green, Ky.	6:00 PM
M10	Saturday	Western Illinois	Bowling Green, Ky.	3:00 PM
M11	Sunday	Western Illinois	Bowling Green, Ky.	1:00 PM
M13	Tuesday	Butler	Bowling Green, Ky.	3:00 PM
M16	Friday	Middle Tennessee*	Murfreesboro, Tenn.	6:00 PM
M17	Saturday	Middle Tennessee*	Murfreesboro, Tenn.	4:00 PM
M18	Sunday	Middle Tennessee*	Murfreesboro, Tenn.	1:00 PM
M20	Tuesday	Belmont	Bowling Green, Ky.	6:00 PM
M21	Wednesday	Austin Peay	Clarksville, Tenn.	6:00 PM
M23	Friday	FIU*	Bowling Green, Ky.	6:00 PM
M24	Saturday	FIU*	Bowling Green, Ky.	3:00 PM
M25	Sunday	FIU*	Bowling Green, Ky.	1:00 PM
M27	Tuesday	Kentucky	Lexington, Ky.	5:30 PM
M30	Friday	UALR*	Bowling Green, Ky.	6:00 PM
M31	Saturday	UALR*	Bowling Green, Ky.	3:00 PM
A1	Sunday	UALR*	Bowling Green, Ky.	1:00 PM
A3	Tuesday	Louisville	Louisville, Ky.	5:00 PM
A6	Friday	Louisiana-Lafayette*	Lafayette, La.	6:00 PM
A7	Saturday	Louisiana-Lafayette*	Lafayette, La.	6:00 PM
A8	Sunday	Louisiana-Lafayette*	Lafayette, La.	1:00 PM
A13	Friday	Arkansas State*	Jonesboro, Ark.	6:00 PM
A14	Saturday	Arkansas State*	Jonesboro, Ark.	4:00 PM
A15	Sunday	Arkansas State*	Jonesboro, Ark.	1:00 PM
A17	Tuesday	Belmont	Nashville, Tenn.	5:30 PM
A18	Wednesday	Lipscomb	Nashville, Tenn.	6:00 PM
A20	Friday	Troy*	Bowling Green, Ky.	6:00 PM
A21	Saturday	Troy*	Bowling Green, Ky.	4:00 PM
A22	Sunday	Troy*	Bowling Green, Ky.	1:00 PM
A24	Tuesday	Lipscomb	Bowling Green, Ky.	6:00 PM
A25	Wednesday	Austin Peay	Bowling Green, Ky.	6:00 PM
A27	Friday	ULM*	Bowling Green, Ky.	6:00 PM
A28	Saturday	ULM*	Bowling Green, Ky.	3:00 PM
A29	Sunday	ULM*	Bowling Green, Ky.	1:00 PM
M1	Tuesday	Louisville^	Bowling Green, Ky.	6:00 PM
M4	Friday	Florida Atlantic*	Boca Raton, Fla.	5:00 PM
M5	Saturday	Florida Atlantic*	Boca Raton, Fla.	3:00 PM
M6	Sunday	Florida Atlantic*	Boca Raton, Fla.	Noon
M11	Friday	South Alabama*	Mobile, Ala.	6:30 PM
M12	Saturday	South Alabama*	Mobile, Ala.	6:30 PM
M13	Sunday	South Alabama*	Mobile, Ala.	1:00 PM
M15	Tuesday	Eastern Kentucky	Bowling Green, Ky.	6:00 PM
M17	Thursday	Middle Tennessee*	Bowling Green, Ky.	6:00 PM
M18	Friday	Middle Tennessee*	Bowling Green, Ky.	6:00 PM
M19	Saturday	Middle Tennessee*	Bowling Green, Ky.	1:00 PM
M23-27	WED-SUN	Sun Belt Conference Tournament^	Bowling Green, Ky.	TBA
J1-4	FRI-MON	NCAA Regionals	TBA	TBA
J8-11	FRI-MON	NCAA Super Regionals	TBA	TBA
J15-26	FRI-TUES	College World Series	Omaha, Neb.	TBA

All home games in **bold** and played at Nick Denes Field (unless otherwise noted)

*- denotes SBC game

^at Bowling Green Ballpark

PLAYERS

NO	NAME	POS.	YR.	B/T	HT.	WT.	HOMETOWN (PREVIOUS SCHOOL)
1	Matthew Paculan	OF	Fr.	L/R	5-9	165	Mississauga, Canada (St. Francis Xavier SS)
2	Ivan Hartle	INF	Sr.	R/R	5-10	180	North Vancouver, B.C. (Iowa Western CC)
3	Blake Crabtree	INF	RJr.	R/R	5-11	192	Austin, Ky. (Barren County HS)
4	Jared Andreoli	OF	Sr.	L/R	5-11	200	Racine, Wis. (Union Grove HS)
8	Steve Hodgins	INF	Jr.	L/R	5-10	175	Keego Harbor, Mich. (Wabash Valley CC)
9	Adam Lavelle	INF	Jr.	L/R	6-1	200	Lincoln, Neb. (Iowa Western CC)
10	Ian Tompkins	LHP	Fr.	L/L	6-0	185	Louisville, Ky. (Saint Xavier HS)
11	Scott Wilcox	INF	So.	R/L	6-0	175	Burlington, Ontario (Notre Dame Secondary School)
13	Austin Clay	LHP	So.	L/L	5-10	165	Owensboro, Ky. (Daviness County HS)
15	Devin Kelly	C/1B	Jr.	R/R	6-3	215	South San Francisco, Calif. (Skyline CC)
16	Casey Dykes	INF	Sr.	R/R	5-11	210	Franklin, Tenn. (Franklin HS)
17	Ryan Hutchison	OF	Sr.	R/R	6-4	210	Gillette, Wyo. (Iowa Western CC)
18	Tim Bado	LHP	Jr.	L/L	6-2	195	Eden Prairie, Minn. (Crowder JC)
19	Andrew Zimmerman	RHP	Jr.	R/R	6-0	180	Sarasota, Fla. (Riverview HS)
20	Colton Satterlee	RHP	Jr.	R/R	5-11	190	Lakeview, Mich. (Muskegon CC)
21	Taylor Haydel	RHP	Jr.	R/R	6-0	180	Mt. Juliet, Tenn. (Mt. Juliet HS)
22	Tanner Perkins	LHP	Jr.	L/R	6-3	190	Brodhead, Ky. (Rockcastle County HS)
24	Ryan Fucci	OF	Fr.	R/R	6-2	190	Lexington, Ky. (Tates Creek HS)
29	Ross Hammonds	RHP	RSr.	R/R	5-10	190	Bowling Green, Ky. (Warren East HS)
30	Ryan Messex	C	RFr.	R/R	5-10	170	Louisville, Ky. (Male HS)
31	Justin Hageman	RHP/INF	So.	R/R	6-2	205	Hopkinsville, Ky. (Hopkinsville HS)
32	GJ Strauss	RHP	So.	R/R	6-5	210	St. Louis, Mo. (Christian Brothers College HS)
33	Jordan Cessna	INF/OF	So.	R/R	6-1	180	Henderson, Ky. (Henderson County HS)
34	Tate Glasscock	RHP	RFr.	R/R	6-3	220	Hardinsburg, Ky. (Breckenridge County HS)
35	Brennan Pearson	UT	Fr.	R/R	6-1	190	Murfreesboro, Tenn. (Siegel HS)
36	Alexander Hunt	C	Fr.	R/R	5-10	190	Nashville, Tenn. (Montgomery Bell Academy)
40	David Simmons	OF	So.	R/R	5-10	175	Indianapolis, IN (Pike HS)
41	Kelby Chowning	INF	Fr.	R/R	5-11	225	White House, Tenn. (East Robertson HS)
44	Ryan Huck	C/INF	Jr.	R/R	6-5	230	St. Louis, Mo. (Oakville Senior HS)

COACHING STAFF

NO.	NAME	POS.	YEAR AT WKU	ALMA MATER (Year)
12	Matt Myers	Head Coach	First Season	Tennessee (1998)
26	Blake Allen	Assistant Coach	Fourth Season	Blackburn [III.] College (2001)
6	Brendan Dougherty	Assistant Coach	First Season	Coastal Carolina (1998)
25	Jeff Mercer	Volunteer Assistant Coach	First Season	Wright State (2009)
18	Jake Wells	Student Intern	Second Season	WKU (2010)

PRONUNCIATIONS

1	Matthew Paculan	puh-cool-yawn
4	Jared Andreoli	an-dree-OH-lee
9	Adam Lavelle	luh-vel
18	Tim Bado	bay-dough
24	Ryan Fucci	few-see
31	Justin Hageman	hag-uh-men

2012 OPPONENTS

2012 Opponents

TOLDEO ROCKETS

February 17-19 (Bowling Green)
Conference:.....Mid-American
2011 Record:.....26-29
2011 Conf. Record (Finish):... 15-12 (4th West)
Postseason:.....none
Letterwinners Returning/Lost:.....24/6
Position Starters Returning/Lost:.....6/2
Head Coach:.....Cory Mee
Career Record (Seasons):..... 189-240 (9)
Record at School (Seasons):..... same
Stadium (Capacity):..... Scott Park
Baseball SID:..... Brian DeBenedictis
Office Phone:..... (419) 530-4919
Email:..... brian.debenedictis@utoledo.edu

TENNESSEE VOLUNTEERS

February 21 (Knoxville, Tenn.)
Conference:.....Southeastern
2011 Record:.....25-29
2011 Conf. Record (Finish):..... 7-23 (6th East)
Postseason:.....none
Letterwinners Returning/Lost:..... 16/15
Position Starters Returning/Lost:..... 4/4
Head Coach:.....Dave Serrano
Career Record (Seasons):..... 289-139-1 (7)
Record at School (Seasons):... First season
Stadium (Capacity):..... Lindsay Nelson Stadium
Baseball SID:..... Cameron Harris
Office Phone:..... (865) 974-8876
Email:..... charri48@utk.edu

SOUTHERN ILLINOIS SALUKIS

February 24-26 (Bowling Green)
Conference:.....Missouri Valley
2011 Record:.....23-34
2011 Conf. Record (Finish):..... 11-10 (5th)
Postseason:.....none
Letterwinners Returning/Lost:.....22/4
Position Starters Returning/Lost:..... 8/1
Head Coach:.....Ken Henderson
Career Record (Seasons): 35-42 (as interim)
Record at School (Seasons):..... same
Stadium (Capacity):.....Abe Martin Field
Baseball SID:..... Scott Gierman
Office Phone:..... (618) 453-5470
Email:..... sgierman@siu.edu

MURRAY STATE THOROUGHBREDS

February 28 (Bowling Green)
Conference:.....Ohio Valley
2011 Record:.....19-32
2011 Conf. Record (Finish):..... 7-12 (7th)
Postseason:.....none
Letterwinners Returning/Lost:.....20/4
Position Starters Returning/Lost:..... 6/2
Head Coach:.....Rob McDonald
Career Record (Seasons):..... 180-252-2 (8)
Record at School (Seasons):..... same
Stadium (Capacity):.....Reagan Field
Baseball SID:..... John Brush
Office Phone:..... (270) 809-7044
Email:..... john.brush@murraystate.edu

KENT STATE GOLDEN FLASHES

March 2-4 (Bowling Green)
Conference:.....Mid-American
2011 Record:.....45-17
2011 Conf. Record (Finish):.....21-5 (1st)
Postseason:..... NCAA Austin Regional
Letterwinners Returning/Lost:.....17/7
Starters Returning/Lost:..... 7/2
Head Coach:.....Scott Stricklin
Career Record (Seasons):..... 267-145 (7)
Record at School (Seasons):..... same
Stadium (Capacity):... Schoonover Stadium (1,148)
Baseball SID:..... Mike Ashcraft
Office Phone:..... (330) 672-2110
Email:..... mashsraf@kent.edu

EVANSVILLE PURPLE ACES

March 7 (Bowling Green)
Conference:.....Missouri Valley
2011 Record:.....28-25
2011 Conf. Record (Finish):..... 7-13 (7th)
Postseason:.....none
Letterwinners Returning/Lost:..... n/a
Starters Returning/Lost:..... n/a
Head Coach:.....Wes Carroll
Career Record (Seasons):..... 85-82 (4)
Record at School (Seasons):..... same
Stadium (Capacity):.....Braun Stadium (1,200)
Baseball SID:..... Lizzie Barlow
Office Phone:..... (812) 488-1152
Email:..... eb153@evansville.edu

WESTERN ILLINOIS LEATHERNECKS

March 9-11 (Bowling Green)
Conference:.....Summit League
2011 Record:.....21-38
2011 Conf. Record (Finish):..... 13-15 (4th)
Postseason:.....none
Letterwinners Returning/Lost:..... 15/12
Starters Returning/Lost:..... 7/2
Head Coach:.....Mike Villano
Career Record (Seasons):..... 35-77 (3)
Record at School (Seasons):..... Same
Stadium (Capacity):..... Alfred D. Boyer Stadium (502)
Baseball SID:..... Cameron Weidenthaler
Office Phone:..... (641) 431-0483
Email:..... ch-weidenthaler@wiu.edu

BUTLER BULLDOGS

March 13 (Bowling Green)
Conference:.....Horizon League
2011 Record:.....23-28-1
2011 Conf. Record (Finish):..... 11-14-1 (5th)
Postseason:.....none
Letterwinners Returning/Lost:.....20/7
Starters Returning/Lost:..... 5/4
Head Coach:.....Steve Farley
Career Record (Seasons):..... 537-635-2 (23)
Record at School (Seasons): 484-593-2 (20)
Stadium (Capacity):..... Bulldog Park (300)
Baseball SID:..... Josh Rattray
Office Phone:..... (317) 940-9994
Email:..... jrattray@butler.edu

MIDDLE TENNESSEE BLUE RAIDERS

March 16-18 (A) // May 17-19 (H)
Conference:.....Sun Belt
2011 Record:.....18-37
2011 Conf. Record (Finish):..... 9-21 (9th)
Postseason:.....none
Letterwinners Returning/Lost:.....20/8
Starters Returning/Lost:..... 6/2
Head Coach:.....Steve Peterson
Career Record (Seasons):..... 913-697-3 (30)
Record at School (Seasons): 760-609-3 (24)
Stadium (Capacity):.. Reese Smith Field (2,100)
Baseball SID:..... Leslie Wilhite
Office Phone:..... (615) 904-8115
Email:..... wilhite@goblueraiders.com

BELMONT BRUINS

March 20 (Bowling Green) // April 17 (Nashville, Tenn.)
Conference:.....Atlantic Sun
2011 Record:.....38-26
2011 Conf. Record (Finish):..... 17-13 (6th)
Postseason:..... NCAA Nashville Regional
Letterwinners Returning/Lost:.....19/10
Starters Returning/Lost:..... 5/4
Head Coach:.....David Jarvis
Career Record (Seasons):..... 719-519-1 (23)
Record at School (Seasons):..... same
Stadium:..... E.S. Rose Park
Baseball SID:..... Dan Forcella
Office Phone:..... (207) 650-6790
Email:..... dan.forcella@belmont.edu

AUSTIN PEAY GOVERNORS

March 21 (Clarksville, Tenn.) // April 25 (Bowling Green)
Conference:.....Ohio Valley
2011 Record:.....34-24
2011 Conf. Record (Finish):..... 17-6 (1st)
Postseason:..... NCAA Atlanta Regional
Letterwinners Returning/Lost:..... 18/11
Position Starters Returning/Lost:..... 8/1
Head Coach:.....Gary McClure
Career Record (Seasons):..... 712-652-4 (24)
Record at School (Seasons):..... same
Stadium (Capacity):..... Raymond C. Hand Park (1,000)
Baseball SID:..... Cody Bush
Office Phone:..... (931) 221-7561
Email:..... bushc@apsu.edu

FIU GOLDEN PANTHERS

March 23-25 (Bowling Green)
Conference:.....Sun Belt
2011 Record:.....40-20-1
2011 Conf. Record (Finish):..... 20-9-1 (2nd)
Postseason:.....NCAA Chapel Hill Regional
Letterwinners Returning/Lost:..... 18/11
Starters Returning/Lost:..... 5/4
Head Coach:.....Henry "Turtle" Thomas
Career Record (Seasons):..... 130-103-1 (4)
Record at School (Seasons):..... Same
Stadium (Capacity):.....FIU Stadium (2,000)
Baseball SID:..... Mat Ratner
Office Phone:..... (305) 348-1496
Email:..... mratner@fiu.edu

KENTUCKY WILDCATS

March 27 (Lexington, Ky.)
Conference:.....Southeastern
2011 Record:.....25-30
2011 Conf. Record (Finish):..... 8-22 (4th)
Postseason:.....none
Letterwinners Returning/Lost:..... 14/13
Position Starters Returning/Lost:..... 6/3
Head Coach:.....Gary Henderson
Career Record (Seasons):..... 54-81 (4)
Record at School (Seasons):..... same
Stadium (Capacity):... Cliff Hagan Stadium (3,000)
Baseball SID:..... Brent Ingram
Office Phone:..... (859) 257-3838
Email:..... brent.ingram@uky.edu

UALR TROJANS

March 30 - April 1 (Bowling Green)
Conference:.....Sun Belt
2011 Record:.....24-34
2011 Conf. Record (Finish):..... 10-20 (8th)
Postseason:..... NCAA Corvallis Regional
Letterwinners Returning/Lost:..... 11/17
Position Starters Returning/Lost:..... 5/3
Head Coach:.....Scott Norwood
Career Record (Seasons):..... 258-233 (11)
Record at School (Seasons):..... 69-93 (3)
Stadium (Capacity):.. Gary Hogan Field (1,000)
Baseball SID:..... Joe Angolia
Office Phone:..... (501) 569-3449
Email:..... jaangolia@ualr.edu

LOUISVILLE CARDINALS

April 3 (Louisville, Ky.) // May 1 (Bowling Green, Ky.)
Conference:.....Big East
2011 Record:.....32-29
2011 Conf. Record (Finish):..... 14-13 (t-4th)
Postseason:.....none
Letterwinners Returning/Lost:..... 19/9
Position Starters Returning/Lost:..... 3/5
Head Coach:.....Dan McDonnell
Career Record (Seasons):..... 217-106 (5)
Record at School (Seasons):..... same
Stadium (Capacity):.....Jim Patterson (2,500)
Baseball SID:..... Garrett Wall
Office Phone:..... (502) 852-3088
Email:..... g.wall@louisville.edu

LA-LAFAYETTE RAGIN' CAJUNS

April 6-8 (Lafayette, La.)

Conference:..... Sun Belt
 2011 Record:31-27
 2011 Conf. Record (Finish): 18-12 (3rd)
 Postseason:none
 Letterwinners Returning/Lost: 14/14
 Starters Returning/Lost: 3/6
 Head Coach:..... Troy Robichaux
 Career Record (Seasons): 871-586-1 (26)
 Record at School (Seasons): 608-409-1 (18)
 Stadium (Capacity):.. M.L. "Tigue" Moore Field (3,755)
 Baseball SID:..... Matt Hebert
 Office Phone: (337) 482-6330
 Email:..... matth@louisiana.edu

ARKANSAS STATE RED WOLVES

April 13-15 (Jonesboro, Ark.)

Conference:..... Sun Belt
 2011 Record:27-31
 2011 Conf. Record (Finish): 13-16 (7th)
 Postseason:none
 Letterwinners Returning/Lost: n/a
 Starters Returning/Lost: n/a
 Head Coach:..... Tommy Raffo
 Career Record (Seasons): 80-89 (3)
 Record at School (Seasons): same
 Stadium (Capacity): Tomlinson Stadium (1,200)
 Baseball SID:..... Anthony Reynolds
 Office Phone: (870) 972-3405
 Email:..... areynolds@astate.edu

LIPSCOMB BISONS

April 18 (Nashville, Tenn.) // April 24 (Bowling Green)

Conference:..... Atlantic Sun
 2011 Record:19-36
 2011 Conf. Record (Finish): 10-20 (10th)
 Postseason:none
 Letterwinners Returning/Lost: 21/8
 Starters Returning/Lost: 4/4
 Head Coach:..... Jeff Forehand
 Career Record (Seasons): 344-306-1 (11)
 Record at School (Seasons): 123-164 (5)
 Stadium (Capacity):..... Marsh Stadium (1,500)
 Baseball SID:..... Jamie Gilliam
 Office Phone: (615) 966-5166
 Email:..... jamie.gilliam@lipscomb.edu

TROY TROJANS

April 20-22 (Bowling Green)

Conference:..... Sun Belt
 2011 Record:43-19
 2011 Conf. Record (Finish):21-9 (1st)
 Postseason: NCAA Nashville Regional
 Letterwinners Returning/Lost: 13/14
 Starters Returning/Lost: 7/3
 Head Coach:..... Bobby Pierce
 Career Record (Seasons): 860-409 (23)
 Record at School (Seasons): 325-206 (9)
 Stadium (Capacity):.. Riddle-Pace Field (2,000)
 Baseball SID:..... Adam Pendergast
 Office Phone: (334) 670-3832
 Email:..... apendergast@troj.edu

LOUISIANA-MONROE WARHAWKS

April 27-29 (Bowling Green)

Conference:..... Sun Belt
 2011 Record:24-30
 2011 Conf. Record (Finish): 9-21 (t-9th)
 Postseason:none
 Letterwinners Returning/Lost: 16/10
 Newcomers: 16
 Head Coach:..... Jeff Schexnaider
 Career Record (Seasons): 136-147 (5)
 Record at School (Seasons): same
 Stadium (Capacity):..... Warhawk Field (1,800)
 Baseball SID:..... Tony Jones
 Office Phone: (318) 342-5461
 Email:..... ajones@ulm.edu

FLORIDA ATLANTIC OWLS

May 4-6 (Boca Raton, Fla.)

Conference:..... Sun Belt
 2011 Record:32-25
 2011 Conf. Record (Finish): 17-13 (t-4th)
 Postseason:none
 Position Starters Returning/Lost: 2/7
 Starting Pitchers Returning/Lost: 3/1
 Head Coach:..... John McCormack
 Career Record (Seasons): 99-75 (4)
 Record at School (Seasons): same
 Stadium (Capacity):..... FAU Stadium (2,000)
 Baseball SID:..... Dale Long
 Office Phone: (561) 297-3163
 Email:..... dlong16@fau.edu

SOUTH ALABAMA JAGUARS

May 11-13 (Mobile, Ala.)

Conference:..... Sun Belt
 2011 Record:30-28
 2011 Conf. Record (Finish): 15-15 (6th)
 Postseason:none
 Letterwinners Returning/Lost: 10/21
 Starters Returning/Lost: 4/5
 Head Coach:..... Mark Calvi
 Career Record (Seasons): First season
 Record at School (Seasons): ... First season
 Stadium (Capacity):..... Stanky Field (3, 775)
 Baseball SID:..... Charlie Nichols
 Office Phone: (251) 414-8017
 Email:..... charlesnichols@usouthal.edu

EASTERN KENTUCKY COLONELS

May 15 (Bowling Green)

Conference:..... Ohio Valley
 2011 Record:21-36
 2011 Conf. Record (Finish):11-13 (5th)
 Postseason:none
 Letterwinners Returning/Lost: 20/9
 Position Starters Returning/Lost: 9/0
 Head Coach:..... Jason Stein
 Career Record (Seasons): 79-84 (3)
 Record at School (Seasons): same
 Stadium (Capacity):.. Turkey Hughes Field (1,500)
 Baseball SID:..... Steve Fohl
 Office Phone: (859) 622-1253
 Email:..... steve.fohl@eku.edu



Matt Myers

Head Coach
First Season at WKU
89-128 Record (4 seasons)

Matt Myers - who has 18 years Division I experience as a head coach, assistant coach and student-athlete, and worked the previous four years as an assistant on the WKU staff - was named the head coach of the Hilltoppers on July 11, 2011.

Myers has coached 28 professional draft picks or free agents signees, 16 all-conference pitchers, six freshman All-Americans, three first-team All-Americans, two conference pitchers of the year, and two conference freshmen of

the year. Myers, who served the last two seasons as WKU's associate head coach, has also coached five pitchers selected in the top 10 rounds of the MLB draft.

"I am so excited and grateful to have the opportunity to be the next head baseball coach at WKU," Myers said. "I want to thank President Ransdell and Ross Bjork for their trust and support in me to take this program to the next level. Having put so much into this program and being a proud resident of Bowling Green, it means more than I can express to have this opportunity. This is much more than a job, because this community is so special to us and the support our family has received has been

incredible.

"I am looking forward to getting our recruits in and our players back. We will have the enthusiasm, energy and passion necessary to get back to trying to win a Sun Belt Conference Championship and get back into the NCAA Regionals. That is the goal every year and that is the goal this year. The guys have been working hard and playing great over the summer, and I am really proud of those guys in how they supported this entire process. They did a heck of a job and showed a heck of an amount of maturity and I am real appreciative to our players.

"I couldn't be happier to be the next head coach in a place that I want to be for a long time. WKU is a special place and a special university and our program has so much potential. It is a great time to be a part of what is going on here."

Myers joined the WKU staff in July of 2007 and was promoted to associate head baseball coach following his second season on the staff in 2009.

He has made quite an impact on the WKU baseball program in his first four seasons. The Hilltopper pitching staff has showed significant improvements under Myers' guidance, finishing in the top three in team ERA in an offensive-dominated Sun Belt Conference in three of the last four seasons.

In 2011, the WKU pitching staff finished first in the league in fewest walks allowed (178), second in saves (13) and third in strikeouts (414). The Hilltoppers were led by sophomore Tanner Perkins who earned second-team All-Sun Belt Conference honors and finished the regular season with a league-best 2.32 ERA. Right-hander Justin Hageman was named a Louisville Slugger Freshman All-American and the SBC Freshman of the Year. Phil Wetherell was selected in the eighth round of the Major League Baseball First-Year Player Draft by the New York Yankees.

The 2010 season also saw the Hilltoppers finish first in



Hilltopper Coaching Staff

PERSONAL

Hometown: Sacramento, Calif.
Born: November 15, 1974
Date Hired at WKU: July 11, 2011
Family: Michelle (wife), Carson (son)

COACHING EXPERIENCE

1999: Tennessee, Vol. Asst. Coach
2000: UNC Asheville, Asst. Coach
2001-04: UNC Asheville, Head Coach
2005-07: Auburn, Asst. Coach
2007-09: WKU, Asst. Coach
2009-2011: WKU, Assoc. Head Coach
2011-present: WKU Head Coach

HEAD COACHING RECORD

UNC-Asheville

200115-39278
200221-30412
200327-28491
200426-31456
• TOTALS.....	89-128410
• AT WKU.....	First Season	

EDUCATION

College: University of Tennessee (BA in Communications, 1998); University of Tennessee (MS in Sports Administration, 1999)

PLAYING EXPERIENCE

College: Baseball at Sacramento State (1994); at Sacramento City College (1995); at Tennessee (1996-97) .765 winning percentage ranks fifth all-time at Tennessee

the league in strikeouts (474) and second in fewest walks allowed (167). The staff averaged 8.2 strikeouts per nine innings and 2.89 walks allowed per nine innings which ranked 28th and 17th in the nation, respectively.

The team posted a 4.33 ERA, ranking 29th in the nation, and was led by SBC Pitcher of the Year Matt Ridings, marking the second consecutive year the SBC Pitcher of the Year had been coached by Myers.

Ridings finished his career as one of the most distinguished pitchers to ever play at WKU. He posted a 34-9 career record and totaled 354 strikeouts. The 34 wins and 354 strikeouts are the most ever by a WKU pitcher and are tied for first and rank third all-time in Sun Belt Conference history, respectively. In his four year tenure (2007-10), he led the nation in wins and strikeouts.

At the conclusion of the 2010 season, three pitchers on Myers' staff were chosen in the Major League Baseball First-Year Player Draft. Sophomore closer Rye Davis was taken in the 36th round by the Cleveland Indians, reliever Bart Carter was a 39th-round selection by the Minnesota Twins and Matt Ridings went in the 41st round to the Kansas City Royals.

His staff has been instrumental in WKU's NCAA Tournament appearances two of the last four years, posting earned run averages in the top three of the Sun Belt Conference each year. Myers made an immediate impact in his first season on the Hill in 2008, as the team ERA improved from ninth in the league to second upon his arrival.

In 2009, the Hilltopper staff posted a 5.47 ERA with 450 strikeouts and was led by SBC Pitcher of the Year Matt Hightower. At the conclusion of the season, three on Myers' staff were chosen in the MLB draft. Reliever J.B. Paxson was taken in the 13th round by the Los Angeles Dodgers, junior ace Matt Ridings was a 25th-round selec-

tion by the Washington Nationals and Evan Teague went in the 35th round to the Toronto Blue Jays.

In Myers' first season in 2008, WKU had a 5.41 ERA with a school-record 479 strikeouts. Ridings became just the school's second 10-game winner in the previous 17 years, and Myers' guidance helped the staff jump seven spots in team ERA in the conference.

Before joining the WKU baseball staff, Myers spent three seasons as an assistant at Auburn University. In his first year at Auburn, Myers helped lead the Tiger pitching staff to a 3.89 team ERA, the lowest by a Tigers staff in 10 years. The team also posted 21 saves and surrendered just 169 walks during the 2005 season - the fewest walks issued by any staff in the Southeastern Conference. Myers saw four of his pitchers selected in the first 13 rounds of the 2005 MLB First-Year Player Draft.

Prior to his arrival at Auburn, Myers served as the head coach at UNC Asheville for four seasons, earning Big South Conference Coach of the Year honors in 2003.

One of the youngest Division I head coaches when named to the post at age 26, Myers directed Asheville to a school-record 27 wins and a tie for second in the Big South in 2003. The Bulldogs finished in the top half of the league standings each of his final three seasons, including a school-record 13 league wins in 2004. As a head coach, Myers had seven pitchers sign professionally and saw four others earn Freshman All-America honors. During his time with the Bulldogs, his pitching staffs set five different school records and finished in the top half of the league statistics each season. He served as an assistant coach at UNC Asheville for a season before being named the school's sixth head coach in June, 2000.

As a player, Myers pitched two seasons at Tennessee (1996-97), posting a 13-4 career mark and helping the Volunteers to a pair of NCAA Regional appearances.

The 1996 Tennessee team was one win shy of making the College World Series, the equivalent of being a Super Regional finalist. His .765 winning percentage ranks fifth all-time at Tennessee. He also pitched a season at Cal State-Sacramento (1994) and Sacramento City College (1995).

A native of Carmichael, Calif., Myers is married to the former Michelle Gillum of Celina, Ohio. The couple has a son, Carson.





Blake Allen

**Assistant Coach
Fourth Season**

Blackburn (Ill.) College (2001)

Blake Allen enters his fourth season as an assistant baseball coach at Western Kentucky University in 2011. Prior to coming to the Hill for the 2009 season, Allen had spent the previous four seasons as a volunteer assistant coach at Vanderbilt University.

In his first season at WKU, Allen helped the Hilltopper hitters to a .330 batting average, highlighted by sophomore catcher Matt Rice's school record 101-hit season and a spot on the CoSIDA/ESPN The Magazine Academic All-American Team. Rice also had a 31-game hitting streak and hit .399 on the season.

<p>PERSONAL</p> <p>Hometown: St. Louis, Mo. Born: May 2, 1977 Date Hired at WKU: July 1, 2009 Family: Cristin (wife)</p> <p>COACHING EXPERIENCE</p> <p>2002-03: DePauw University, GA 2004: Franklin College, Asst. Coach 2005-08: Vanderbilt, Vol. Asst. Coach 2009-present: WKU, Asst. Coach</p> <p>EDUCATION</p> <p>College: Blackburn College (BA in Physical Education, 2001); Indiana State (MS in Kinesiology, 2003)</p> <p>PLAYING EXPERIENCE</p> <p>College: Baseball at DePauw (1997-99); at Blackburn (2000-01) All-Conference; Football at DePauw (1998-99); at Blackburn (2000-01) All-Conference and record-setting performer</p>

Helping guide a potent offense that re-wrote the WKU record books, the Hilltoppers finished in the top six in all nine single-season team categories and set new program marks for at bats (2,190), runs (538) and RBI (490).

The 2009 season also ranks second all-time in school history for total bases (1,152) and walks (290), third in home runs (88) and triples (21), fourth in batting average (.330) and sixth in doubles (124).

Allen saw three of his position players named to All-Sun Belt Conference teams in 2009, and junior third baseman Wade Gaynor was a second-team All-American.

"Blake has jumped right in and made his presence felt quickly, both on the recruiting front and with his work with our team on the field," former WKU coach Chris Finwood said. "He has a great demeanor and presence that both our current players and potential recruits really respect. I feel that Blake will be a big part of our program continuing to rise."

In four seasons at Vanderbilt, Allen worked mainly with hitters and catchers and also assisted with the team's strength and conditioning program. During his four seasons with the Commodores, Allen was part of three NCAA Regional teams, as well as an SEC championship team in 2007. The 2007 team was ranked No. 1 in the nation for most of the season and received the top overall seed in the NCAA Tournament.

Allen worked with two catchers in his four years at Vanderbilt that were drafted in the top 20 rounds of the Major League Baseball First-Year Players Draft. Brian Hernandez was taken in the 19th round of the 2006 MLB Draft by the San Diego Padres, and Shea Robin was a 20th round selection in 2008 by the Houston Astros.

A native of St. Louis, Mo., Allen began his collegiate playing career at DePauw (Ind.) University and finished at Blackburn (Ill.) College. At Blackburn, Allen was an all-conference and record-setting performer in both baseball and football.

He joined the Vanderbilt coaching staff after one year as baseball recruiting coordinator and linebackers/special teams coach for football at Franklin (Ind.) College. While there, he worked with the catchers and hitters, and also was involved with the strength and conditioning program as the baseball team set a record for home runs in a season and finished with its second-best record.

Prior to that, he was a graduate assistant for both football and baseball for two years at DePauw.

Allen earned his Bachelor of Arts degree from Blackburn College in 2001 and his Masters in Kinesiology from Indiana State in 2003.

A native of St. Louis, Mo., Allen is married to the former Cristin Czubik.

Hilltopper Coaching Staff



Brendan Dougherty

Assistant Coach
First Season
Coastal Carolina (1998)

Brendan Dougherty enters his first season as an assistant baseball coach at Western Kentucky University in 2011. Before joining the WKU staff in August 2011, Dougherty had spent the previous six seasons at Coastal Carolina.

"I am very excited about joining the staff at WKU," Dougherty said. "I think it is a great opportunity for myself and for my family. The program is going in the right direction and the university is going in the right direction. There is great support from the administration for all the athletic programs. The Hilltoppers are headed in the direction you

want to be going and everyone's ultimate goal is to get to Omaha. When I walked on campus and saw everything, it was clear this was just a great opportunity for myself and my family."

Dougherty brings plenty of championships experience with him to the Hill as he was a part of five straight trips to the NCAA Tournament with Coastal Carolina, including Super Regional berths in 2008 and 2010. The Chanticleers' trip to the Super Regionals in 2008 was the first in school history. Coastal Carolina has also swept the regular season and conference tournament championships each year since 2007.

"Brendan will bring an instant burst of energy and there is no question his professional past will contrib-

ute right away at our program, coming from such a strong program at Coastal Carolina. It is a great addition to our program. He and Blake will do a great job together with our offense and our recruiting efforts. He is just a great person to have as part of our program."

In 2010, Coastal Carolina ranked second in the Big South, turning 50 double plays, and saw shortstop Taylor Motter, third baseman Scott Woodward and second baseman Tommy La Stella each earn first team All-Big South honors. La Stella led the team in hitting (.378) and only made five errors in 213 chances for .977 fielding percentage. He also solidified the middle of the CCU defense that included Motter and All-American centerfielder Rico Noel.

Coastal Carolina's infielders had a great 2009 season. First baseman David Anderson was named the Big South Player of the Year and Big South Tournament MVP. Anderson also had a .989 fielding percentage in 63 games and hit 21 home runs, which led the conference. Third baseman Tyler Bortnick was named second team All-Big South as he hit .363 with 11 home runs and 44 RBI. He also was drafted by the Tampa Bay Rays in the 16th round of the 2009 Major League Baseball First-Year Player Draft while Motter was named Freshman All-American.

Prior to Coastal Carolina, Dougherty spent two years as an assistant at Army, where he coached the infielders and worked on hitting. The Black Knights won the Patriot League Championship and advanced to the NCAA Regionals in both of Dougherty's years. In 2005, Army went to the NCAA Tallahassee Regional and went 1-2 with a win over South Alabama. In his first year at West Point, Dougherty helped second baseman Nate Stone to an All-America honor from the American Baseball Coaches' Association, the first Army player in 40 years to accomplish that feat. In that first season, the Black Knights set school records for base hits, doubles, home runs and total bases.

Dougherty spent the 2003 season at Auburn, working with the Tigers' infielders, outfielders and catchers, while assisting with bunting and baserunning. Auburn hosted a regional in that year and went 42-21 with an 18-12 record in the Southeastern Conference.

He began his coaching career at Elon University, spending four years as the Phoenix's hitting instructor and recruiting coordinator. During that time, he coached six all-conference performers and helped the Phoenix to their first NCAA Regional appearance in 2002.

Dougherty played two seasons at Coastal Carolina (1996-97), posting a .287 batting average with 40 RBI in 104 games, most of them at shortstop. He was an excellent defensive shortstop, setting Coastal Carolina's single-season and career records for assists. Dougherty received his degree in interdisciplinary studies from Coastal Carolina in 1998.

He started his playing career at Potomac State Junior College, where he posted a .370 career batting average. A third team All-American in 1994, he was named a National Junior College Athletic Association All-American the following year in leading the school to a national championship. He also was named to the Junior College World Series All-Tournament team that season. Dougherty was inducted into the Potomac State Athletic Hall of Fame in the spring of 2008.

Dougherty married the former Jonna Bunn in December of 2008. The couple are the parents of a son, Cruz Watson, born Nov. 1, 2010.

PERSONAL

Hometown: Trenton, N.J.

Born: Oct. 13, 1974

Date Hired at WKU: Aug. 1, 2011

Family: Jonna (wife), Cruz (son)

COACHING EXPERIENCE

1999-2002: Elon University, Asst. Coach

2003: Auburn, Asst. Coach

2004-05: Army, Asst. Coach

2006-2011: Coastal Carolina, Asst. Coach

2011-present: WKU, Asst. Coach

EDUCATION

College: Coastal Carolina (BA in interdisciplinary studies, 1998)

PLAYING EXPERIENCE

College: Baseball at Potomac State Junior College (1994-95) NJCAA All-American; at Coastal Carolina (1996-97) record-setting performer



JEFF MERCER
VOLUNTEER ASSISTANT COACH

Jeff Mercer enters his first season as a volunteer assistant coach at Western Kentucky University in 2012. Prior to coming to the Hill, Mercer spent the 2011 season as a volunteer assistant coach at Michigan.

Mercer will assist with the pitchers and outfielders as well as assisting with camps at WKU.

While serving as the volunteer assistant in 2011, Mercer worked with the catchers and outfielders. Mercer spent the 2010 season as the graduate assistant coach at Ohio Northern University where he was in charge of the infielders and hitters and was the recruiting coordinator.

As native of Bargersville, Ind., Mercer

played two seasons at Dayton before transferring to Wright State where was a two-time First-Team All Horizon honoree as a first baseman. He was named to the Collegiate Baseball Newspaper All-American Third Team in 2009 after hitting .357 with 26 doubles and 74 RBIs. He was also named the Horizon League Player of the Year in 2009. He was also named to the Horizon League All-Tournament team and tied the Wright State single-season records for RBIs, doubles, games played and games started.

Mercer earned a degree in organizational leadership from Wright State in 2009.



JAKE WELLS
STUDENT INTERN

After a successful career as a player on the diamond for WKU, Jake Wells made the transition from the field to the support staff last season. He will serve his second season as a student intern for the Hilltoppers in 2012.

Wells finished his four-year hilltopper career having played in 208 games with a .310 average, 141 runs, 235 hits, 116 RBIs and a .388 on-base percentage.

He was a constant at first base for WKU from his sophomore year on. That year he started all 59 games the Hilltoppers played and continued that as a junior and senior, playing all 120

games in those two seasons.

Wells finished his senior season with a .312 batting average, 72 hits, 17 doubles and 41 RBIs.

A three-year letterwinner at Owensboro (Ky.) High School, Wells helped lead Apollo to three district championships, two region titles and a state final four appearance during his career. He hit .414 with 10 doubles, five home runs and 31 RBIs as a senior.

**ROSS HAMMONDS 29**

R-SR • RHP
5-10 • 188 • R/R
BOWLING GREEN, KY.
WARREN EAST HS

2011 (Redshirt Junior): Pitched 49 innings for WKU in 2011, making 26 relief appearances, the second-most appearances on the team...Compiled a 3.12 ERA and had a 2-2 record...Held op-

ponents to a .265 average...Recorded 49 strikeouts against only nine walks...Finished second on the team with four saves, three of which came against league opponents... Allowed only one earned run over his first six appearances of the season...Worked three scoreless innings to pick up his first save of the season on February 25 against Kansas State... Earned a save in back-to-back appearances on March 18 against MTSU and March 23 vs. FIU...Won his first game of the season on April 9 vs. Louisiana-Lafayette...Matched a career high with four strikeouts against Austin Peay...Picked up his fourth save of the season with a scoreless frame against MTSU on May 21.

2010 (Redshirt sophomore): Made 19 relief appearances for the Hilltoppers, logging 25 innings pitched...Struck out 20 while only issuing four walks...Was outstanding against left-handed hitters, holding opponent lefties to a .200 (6-for-30) batting average..Finished the year with a 4-0 record and a 1.44 ERA while limiting opponents to a .297 batting average...Earned his first win of the year with an inning of work against New Orleans on March 13...Picked up back-to-back wins in relief against Belmont and Austin Peay... Worked a season-high three innings in a win over Middle Tennessee, allowed one hit and collected one strikeout

2009 (Redshirt-Freshman): Pitched 11.0 innings in 2009, making one start and seven relief appearances... Posted a 4.09 ERA on the year... Held right-handers to a .257 batting average (9-for-35)... Worked 4.0 scoreless innings of two-hit relief against Brescia on March 24... At Kentucky on April 8 struck out four of six batters faced.

2008 (Redshirt): Redshirted his first year with the Hilltoppers.

Warren East High School: Named the 2007 Fourth Region Player of the Year following his senior season at Warren East High School... Threw six complete games as

a senior with the Raiders, striking out 73 batters in 51.0 innings, posting a 0.96 ERA... Played in the East/West All-Star Game his last two seasons, earning all-district honors as both a junior and senior... Helped lead Warren East to a pair of 14th District Championships during his career.

Personal: Ross Hammonds is the son of Bill and Alice Hammonds... He is majoring in physical education.

HAMMOND'S CAREER STATISTICS AT WKU

YEAR	ERA	W-L	APP	GS	CG	SHO	SV	IP	H	R	ER	BB	SO	BAA
2009	4.09	0-0	7	1	0	0	1	11.0	13	5	5	2	6	.289
2010	1.44	4-0	19	0	0	0	0	25.0	27	5	4	4	20	.297
2011	3.12	2-2	26	0	0	0	4	49.0	52	20	17	9	49	.265
TOTAL	2.75	6-2	52	1	0	0	5	85.0	92	30	26	15	75	.277

RETURNING PLAYERS



JARED ANDREOLI 4

SR • OF
5-11 • 185 • L/R
RACINE, WIS.
UNION GROVE HS

2011 (Junior): Named second-team All-Sun Belt Conference after spending all of the 2011 season as the everyday left fielder for WKU... Started all 57 games and hit .352 with three home runs and 38 RBIs... Recorded a .352 average against conference opponents... Also swiped 17 bases in 22 attempts and posted a perfect 1.000 fielding percentage... Was one of the team's top two-out hitters, putting together a .366 batting average and 19 RBIs with two outs in an inning... Finished the year first on the team and fourth in the conference with 87 hits while leading WKU with 49 runs... Also finished second in slugging percentage (.470) and third in on-base percentage (.429)... Tallied 25 multi-hit games, good for second on the team, and nine multi-RBI games, tied for third among Hilltoppers... Notched a career-best 15-game hitting streak from February 27 to March 26 with a .373 (31-for-83) average during that span... Went 4-for-9 (.444) with the bases loaded and 10-for-17 (.588) with a runner at third and less than two outs... Named the SBC Player of the Week on March 8 after finishing the College of Charleston Classic with a .571 average, six RBIs and a .920 slugging percentage... Tallied his first multi-home run game March 19, going 3-for-5 with a pair of home runs... Set a career-high with five hits against FAU on May 25 in the SBC Tournament... His two-run double in the bottom of the 12th inning lifted WKU to an 11-10 victory over the Owls... Named to the 2011 Capital One Academic All-District second team for the first time in his career

2010 (Sophomore): Saw action in all 58 of WKU's games in 2010 and made 39 starts in left field and 19 starts in right field... Started off the season strong, recording multi-hit performances in six of his first seven games... Finished the season with a team-high 32 multi-hit games... Added 13 multi-RBI games, good for fourth on the team... Finished the year with a .341 batting average and reached base at a .415 clip, including 14 stolen bases... Continued his strong play with runners on base, hitting .330 with runners in scoring position, .731 with a runner on third and less than two outs and successfully advanced a runner more than 50 percent of the time... Notched a 15-game hitting streak from March 12 to April 3 with a .444 (28-for-63) average during

that span... Had multiple hits and scored at least two runs in each game of the VCU series... Scored a career-high five runs in a 17-2 victory at No. 18 Vanderbilt on March 16

2009 (Freshman): Saw action in 53 of WKU's 62 games in 2009 and made 41 starts, mainly in the outfield... Was counted on to contribute down the stretch, logging starts in the final 10 games of the season and 21 of the last 24... Finished the year with a .300 batting average and reached base at a .418 clip... Was exceptional at trying to bring home runners, hitting .344 (31-for-90) with runners on base, .350 (21-for-60) with runners in scoring position and .556 (5-for-9) with the bases loaded... Started the season on a tear at the plate, recording multiple-hit performance in seven of his first 15 games for a .365 batting average in that span... Recorded 19 multiple-hit games overall, seventh-most on the team... Had eight multi-RBI performances, good for sixth-most by a Hilltopper... Raised his batting average from .328 to .384 with nine hits in five games from March 28 to April 3... Notched five-game hitting streaks on two separate occasions.

Union Grove High School: Earned Conference Player of the Year honors as a senior for Union Grove, hitting .424 on the year... In just a 20-game season, Andreoli registered four doubles, two home runs, 17 RBI and 27 runs scored... Swiped 28 bases for an average of 1.4 per contest... A two-time all-state selection his final two years.

Personal: Jared Andreoli is the son of John and Kari Andreoli... He is majoring in Accounting.

ANDREOLI'S CAREER STATISTICS AT WKU

YEAR	AVG	G-GS	AB	R	H	2B	3B	HR	RBI	SLG%	BB	HBP	OB%	SB-A
2009	.300	53-41	180	44	54	5	1	2	32	.372	32	6	.418	4-4
2010	.341	58-58	246	61	84	12	4	5	49	.484	30	4	.415	14-20
2011	.352	57-57	247	49	87	8	6	3	38	.470	32	4	.429	17-22
TOTAL	.334	168-156	673	154	225	25	11	10	119	.449	94	14	.421	35-46



CASEY DYKES 16

SR • INF
5-11 • 200 • R/L
FRANKLIN, TENN.
FRANKLIN HS

2011 (Junior): Saw action in all 57 of WKU's games in 2011 and made 52 starts at third base and five starts at first base...Led the team with five walks in the opening series...Finished the season

with 17 multi-hit games, tied for fifth-best on the team... Added seven multi-RBI games...Ended the year with a .281 batting average and reached base at a .373 clip, including six stolen bases...Also drove in 27 runs with a home run and six doubles...Hit .408 (20-for-49) when he led off an inning and .692 (9-for-13) with a runner on third and less than two outs...One of the toughest hitters on the team to strike-out, finishing the year with 29 strikeouts in 210 at-bats... Went 3-for-4 with three RBIs in loss to Belmont on March 30...Also tallied three hits, including a game-tying single in the eighth, in the series finale against Troy on April 24.

2010 (Sophomore): Saw action in 51 of WKU's 58 games in 2010 and made 51 starts, mainly at third base...Also started six games at first base...Tallied 57 hits on the season, the fourth-best total on the team...Finished the year with a .286 batting average and 29 RBIs...Recorded 20 multi-hit games, good for fifth on WKU, and eight multi-RBI games...Had a 12-game hitting streak from March 9 to 26 with a .380 (19-for-50) average and 10 RBIs during that span...Posted a .393 on-base percentage, drawing 26 walks and 11 hit-by-pitch...Went 12-for-15 (.800) with a runner on third and less than two outs...Went 5-for-13 (.385) with five runs, five RBIs and three walks in a weekend series at New Orleans (3/12-14)

2009 (Freshman): Hit .257 in 19 games played, making 10 starts... Two of his nine hits were home runs... Crossed the plate six times on the season... Had a season-high three RBI in a start at designated hitter at FIU on April 5... Also drew a walk to go along with one home run... Had hits in four straight games played from April 5 to April 14, three of which were in a starting role... Started one game in the NCAA Tournament, getting the nod at designated hitter against Ole Miss on May 30... Went 1-for-3 in that contest.

Franklin High School: A four-year starter for Franklin High... Led the team to three-straight Tennessee State

Tournaments, including one appearance in the semi-finals... Part of two District Championships and two Regional Titles... Posted a career batting average of .341 with 141 RBI in 437 plate appearances... Named all-district and all-region as well as taking home District Tournament Most Valuable Player honors... Selected for the Tennessee Junior Class All-Star Team... Holds the Franklin High School record for career stolen bases... Also was an all-state linebacker on the football team.

Personal: Casey Dykes is the son of Jeff and Kim Dykes... He is a sports management major.

2012 Hilltoppers

DYKES' CAREER STATISTICS AT WKU

YEAR	AVG	G-GS	AB	R	H	2B	3B	HR	RBI	SLG%	BB	HBP	OB%	SB-A
2009	.257	19-10	35	6	9	0	0	2	6	.429	3	2	.341	0-0
2010	.286	51-51	199	46	57	7	2	5	29	.417	26	11	.393	2-4
2011	.281	57-57	210	29	59	6	0	1	27	.324	27	5	.373	6-9
TOTAL	.282	127-118	444	81	125	13	2	8	62	.374	56	18	.380	8-13

RETURNING PLAYERS



IVAN HARTLE 2

SR • INF
5-10 • 180 • R/R
NORTH VANCOUVER, B.C.
IOWA WESTERN CC

2011 (Junior): Saw action in all 57 of WKU's games in 2011 and made all 57 starts at second base...Started off the season strong, recording a hit and an RBI in each of his first six games with the Hilltoppers...Finished the season with 17 multi-hit games,

...Tied for fifth best on the team...Added nine multi-RBIs games...Hit .272 on the year with nine doubles, three triples and three home runs...His average improved to .281 in league games...Drove in 33 runs...Was hit by a pitch a league-high 19 times and drew 27 walks to combine for a .396 on-base percentage...Reached base in the final 48 games of the season...Led the team with 13 sacrifice bunts...Was 4-of-6 in stolen base attempts...Went 3-for-4 with four runs, two RBIs and a home run in 11-3 win over Kansas State on February 25...Set a season and career high with three RBIs

against Ole Miss (March 9)...In series finale vs. MTSU at home, went 3-for-4 with three RBIs and two doubles...His one-out, bases loaded single in the bottom of the 13th against Arkansas State lifted WKU to a 3-2 win on April 15...Went 2-for-3 with two runs and two RBIs in WKU's 8-5 win over ULM on May 1, scoring the go-ahead run...His two-out, two-run single in the bottom of the sixth broke a 3-3 tie and led the Hilltoppers to a 5-4 win over FAU on May 8...His RBI single in the 12th set the stage for WKU's come-from behind win over FAU in the Sun Belt Conference baseball tournament.

Iowa Western CC: Named the Easton NJCAA Division I Baseball Defensive Player of the Year...As a sophomore, made just three errors and posted a .980 fielding percentage...Was named both the NJCAA Division I Tournament MVP and Outstanding Defensive Player of the Tournament as he helped the Reivers to the national championship...During the 2010 NJCAA World Series, Hartle hit .400 (10-for-25) and led all players in the tournament with 21 total bases...He also was tied for the tournament lead in runs scored (10) and home runs (3), and all of his home runs were of the leadoff variety

Personal: Ivan Hartle is the son of Andy and Barbara Hartle...He is majoring in exercise science.

HARTLE'S CAREER STATISTICS AT WKU

YEAR	AVG	G-GS	AB	R	H	2B	3B	HR	RBI	SLG%	BB	HBP	OB%	SB-A
2011	.272	57-57	217	46	59	9	3	3	33	.382	27	19	.396	4-6
TOTAL	.272	57-57	217	46	59	9	3	3	33	.382	27	19	.396	4-6



RYAN HUTCHISON 17

SR • OF
6-4 • 205 • R/R
GILLETTE, WY.
IOWA WESTERN CC

2011 (Junior): Saw action in all 57 of WKU's games in 2011 and made all 57 starts in right field...Started off the season strong, finishing his opening weekend 5-for-12 (.417)...Went 2-for-4

with three RBIs and a triple in his Hilltopper debut against Bowling Green State on February 18...Finished the season with 21 multi-hit games, tied for third on the team...Added 10 multi-RBIs games, second among Hilltoppers...Finished the year with a .279 batting average, a team-high 18 doubles and five home runs...Drove in 41 runs and had a .433 slugging percentage...Made only three errors in the

field for a .976 fielding percentage...Had a .682 (15-for-22) average with a runner on third and less than two outs...In WKU's win over Kansas State on February 25, he went 2-for-4 with three RBIs and his first Hilltopper home run...Tallied three hits and two RBIs with a home run in finale vs. FIU...In series against UALR, led the team by going 6-for-15 with two doubles and a home run and a squad-best six RBIs...Hit a three-run home run in Game Two against ULM.

Iowa Western CC: Two-year letterwinner and starter at Iowa Western Community College...Teammate of Ivan Hartle at Iowa Western...Member of the Iowa Western team that won the 2010 NJCAA World Series...Earned all-conference and honorable mention All-America honors

Personal: Ryan Hutchinson is the son of Rick and Lori Hutchinson...Also lettered in tennis and basketball at Campbell County High School in Gillette, Wy...He is majoring in sport management.

HUTCHISON'S CAREER STATISTICS AT WKU

YEAR	AVG	G-GS	AB	R	H	2B	3B	HR	RBI	SLG%	BB	HBP	OB%	SB-A
2011	.279	57-57	240	39	67	18	2	5	41	.433	17	5	.335	3-4
TOTAL	.279	57-57	240	39	67	18	2	5	41	.433	17	5	.335	3-4



BLAKE CRABTREE 3

R-JR • INF
5-11 • 192 • R/L
AUSTIN, KY.
BARREN COUNTY HS

2011 (Junior): Played in 10 games for the Hilltoppers in 2011, including seeing action in six SBC contests...Crossed the plate three times on the season... Mostly used as a pinch runner

and pinch hitter but also saw action at second base.

2010 (Redshirt Freshman): Hit .258 in 38 games, making 24 starts at four different positions (12 at second, seven at third, three in right field and two as the designated hitter)... Collected 23 hits with 11 RBIs while scoring 22 runs...Had a season-high five game hitting streak from April 21 to May 7 with a .357 (5-for-14) average during that span... Tallied

five multi-hit games with a season-best three against VCU on March 20...Also scored three runs with an RBI and a double in that game...Started both games of the Sun Belt Conference tournament at third base...Recorded a .286 batting average against conference opponents...Went 4-for-8 (.500) with the bases loaded

Barren County High School: Helped the Trojans of Barren County High School claim two district titles and one regional title in four years as a varsity starter... Finished the season with a .480 batting average and five home runs as a senior... Earned three all-district team awards, and was the Kentucky Region IV Player of the Year in 2008... Lettered four years in basketball and football.

Personal: Blake Crabtree is the son of Bryan and Michelle Crabtree... He is a physical education major.

CRABTREE'S CAREER STATISTICS AT WKU

YEAR	AVG	G-GS	AB	R	H	2B	3B	HR	RBI	SLG%	BB	HBP	OB%	SB-A
2010	.258	38-24	89	22	23	1	0	1	11	.303	9	4	.350	1-2
2011	.000	10-0	4	3	0	0	0	0	0	.000	1	0	.200	0-0
TOTAL	.247	48-24	93	25	23	1	0	1	11	.290	10	4	.343	1-2



TAYLOR HAYDEL 21

JR • RHP
6-0 • 170 • R/R
MT. JULIET, TENN.
MT. JULIET HS

2011 (Sophomore): Pitched 53-2/3 innings for WKU in 2011, making 15 relief appearances and 10 starts...Compiled a 7.21 ERA with a 5-3 record...Opponents hit .351 against the Mt. Juliet, Tenn., native...Third on the team in appearances...Mostly a midweek starter

for the Hilltoppers...Totaled 38 strikeouts on the season...Picked up his first win of the season with two scoreless innings on February 23 against Lipscomb...Earned a win against No. 25 Louisville (April 5) after allowing two runs on one hit...Won back-to-back games against Austin Peay (April 12) in a start and vs. Arkansas State (April 15) in relief...Made his career-high 10th start of the season on May 21 against MTSU, allowing two runs on five hits in 2-1/3 innings...Appeared against UALR at the Sun Belt Conference baseball tournament.

2010 (Freshman): Pitched 46-2/3 innings in 2010, making 18 relief appearances and three starts...His 21 appearances were good for second-most on the team...Posted a 6.94 ERA with a 3-4 record on the year...Tallied 37 strikeouts and 16 walks...Picked up his first win at Kentucky on March 31 with an inning of work...Threw a season-high 5-1/3 innings in relief against Murray State on April 6, allowing one run on three hits with four strikeouts...Earned a three-inning save in his first career appearance, allowing no hits and no walks against Kent State on Feb. 20

Mt. Juliet High School: Lettered three years for the varsity baseball team at Mt. Juliet High School... Earned Class 9AAA District MVP, All-District and All-District Tournament honors... Led team to the state tournament in 2008 and 2009, with the team finishing as state runner-up in 2009... Member of the district champion team for four years... As a senior in 2009, hit .352 with eight home runs, 40 runs scored and 46 RBI... Went 11-0 on the mound with a 0.90 ERA... Finished high school career with a 14-0 pitching record and a 1.35 ERA... Struck out 129 in 113 career innings pitched, walking just 21 hitters.

Personal: Taylor Haydel is the son of Troy and Traci Haydel... He is a visual arts major.

HAYDEL'S CAREER STATISTICS AT WKU

YEAR	ERA	W-L	APP	GS	CG	SHO	SV	IP	H	R	ER	BB	SO	BAA
2010	6.94	3-4	21	3	0	0	1	46.2	64	47	36	16	37	.330
2011	7.21	5-3	25	10	0	0	0	53.2	78	47	43	23	38	.351
TOTAL	7.09	8-7	46	13	0	0	1	100.1	142	94	79	39	75	.341

RETURNING PLAYERS



RYAN HUCK 44

JR • C/INF
6-5 • 230 • R/L
ST. LOUIS, MO.
OAKVILLE SENIOR HS

2011 (Sophomore): Played in 50 games for the Hilltoppers in 2011, making 47 starts...Made 43 starts at first base and four at catcher...Recorded 14 multi-hit games and four multi-RBI games... Finished the season with a .274 batting average, which increased to .300 against conference opponents...Collected 30 of

his 51 hits and 13 of his 26 RBIs during SBC play...Matched a career-high with seven home runs...Hit six doubles and one triple while driving in 26 runs...Posted a .430 slugging percentage along with a .314 on-base percentage...Finished the College of Charleston Classic with a .556 batting average, a double and three RBIs...Drove in the go-ahead run with a sacrifice fly and later added an RBI single to lead WKU to a 5-2 win over Austin Peay...Went 2-for-5 with an RBI in the finale against FIU after belting his second home run of the season in three at-bats on Saturday...Led

WKU with a .538 average against Arkansas State, including a career-high three hits in the finale...Went 6-for-12 (.500) with a pair of home runs and five RBIs in series against Troy.

2010 (Freshman): Saw action in 45 of WKU's 58 games in 2010 and made 34 starts, mostly as the designated hitter...Also started six times behind the plate...Finished the year with a .287 batting average and reached base at a .384 clip...Hit a stellar .392 (20-for-51) against left-handed pitchers...Recorded 12 multi-hit games and seven multi-RBI games on the season...Went 3-for-6 (.500) as a pinch hitter...Tallied 30 RBIs on the season with 17 of those coming against conference opponents...Finished the year with seven doubles and seven home runs, good for third on the team...Drove in a career-high five runs and hit a home run in the series-opener against South Alabama on April 9...Hit his first career home run on March 3 at Belmont and added another three games later...Had two hits and scored two runs in his first career start, Feb. 19 against Kent State

Oakville Senior High School: Won two district championships and made one Final Eight appearance in high school career... In senior year hit .432 with nine home runs, 27 RBI and 11 doubles... Team went 48-8 in Huck's two years as a starter... Named second-team all-state junior and senior year.

Personal: Ryan Huck is the son of Steve Huck and Penny Martin... He is majoring in sports management.

HUCK'S CAREER STATISTICS AT WKU

YEAR	AVG	G-GS	AB	R	H	2B	3B	HR	RBI	SLG%	BB	HBP	OB%	SB-A
2010	.287	45-34	129	24	37	7	0	7	30	.504	15	6	.384	1-1
2011	.274	50-47	186	24	51	6	1	7	26	.430	10	3	.314	1-1
TOTAL	.279	95-81	315	48	88	13	1	14	56	.460	25	9	.344	2-2



TANNER PERKINS 22

JR • LHP
6-2 • 185 • L/R
BRODHEAD, KY.
ROCKCASTLE COUNTY HS

2011 (Sophomore): Named second-team All-Sun Belt Conference after finishing his second season on the Hill with a 7-4 record and a league-best 2.32 ERA...

Ranked among the top 10 in the league in innings pitched (99.0), strikeouts (75), wins (7) and opponent batting average

(.243)...Lefties hit just .218 against the left-hander while he limited right-handers to a .245 average...Walked only 22 batters on the season...ERA dropped to 2.13 in 10 SBC league starts...Worked at least six innings and allowed three earned runs or less in 13 of his 15 starts...Went 6-1 with seven walks and 43 strikeouts in his first seven starts of the season...Allowed just one run on three hits in his first career complete game in a 3-1 win over Illinois on March 11...He shutout the Fighting Illini on just one hit through the first eight innings, including a stretch where he retired 21 straight batters...Improved to 4-1 on the season with eight innings against MTSU on March 18, allowing one run on five hits with a career-high 10

strikeouts...Did not factor in the decision in three of his four starts in April despite allowing a total of six earned runs...Shutout the Blue Raiders on seven hits with a walk and two strikeouts in seven innings on May 19.

2010 (Freshman): Made 16 appearances and 12 starts in his rookie season, finishing with three wins...Spent the majority of the season as a member of the weekend rotation for the Hilltoppers...Posted 43 strikeouts in 56-1/3 innings of work, the third most on the team...Finished the year with a 5.27 ERA and issued only 11 walks...Pitched six shutout innings against Kent State on Feb. 20 in his first career start, allowing just four hits, striking out six and walking none...Matched his season-high with six innings of work against ULM on March 27...Other wins came against Illinois-Chicago and ULM

Rockcastle County High School: Four-year baseball letterwinner at Rockcastle County High School... Member of the all-state team as a junior and senior... Played in the Junior and Senior East/West All-Star Games... Won two district titles... Also lettered three years in football and two years in basketball.

Personal: Tanner Perkins is the son of David Perkins and Becky Saylor... He is a interdisciplinary studies major.

PERKINS' CAREER STATISTICS AT WKU

YEAR	ERA	W-L	APP	GS	CG	SHO	SV	IP	H	R	ER	BB	SO	BAA
2010	5.27	3-4	16	12	0	0	0	56.1	83	39	33	11	43	.342
2011	2.36	7-4	15	15	1	0	0	99.0	89	38	26	22	75	.243
TOTAL	3.42	10-8	31	27	1	0	0	155.1	172	77	59	33	118	.282



ANDREW ZIMMERMAN 19

JR • RHP
6-0 • 180 • R/R
SARASOTA, FLA.
RIVERVIEW HS

start...Worked two scoreless innings with one strikeout in his start against Austin Peay on April 13...Threw an inning a piece against VCU and Murray State...Finished the season with a 2.25 ERA and limited opponents to a .250 batting average

Riverview High School: Four-year letterwinner in high school, three of which came at Riverview High School and one at North Oldham High School... Named first-team all-district as a senior in 2009 after receiving second-team all-district honors in 2008... Hit .404 as a senior with three home runs and 20 RBI... Also compiled a 9-1 record on the mound with a 1.90 ERA.

Personal: Andrew Zimmerman is the son of Rich and Rene Zimmerman... He is majoring in Sports Management.

2011 (Sophomore): Pitched six innings in 2011, making five relief appearances...Posted a 3.00 ERA with no record...Struck out four batters while issuing four walks...Limited opponents to a .238 batting average, including limiting righties to a .167 (2-for-12) batting clip...Worked a season high two innings against Belmont on March 30, did not allow a run...Appeared against Arkansas State on April 16.

2010 (Freshman): Logged four innings pitched in debut season on the Hill...Made two relief appearances and one

ZIMMERMAN'S CAREER STATISTICS AT WKU

YEAR	ERA	W-L	APP	GS	CG	SHO	SV	IP	H	R	ER	BB	SO	BAA
2010	2.25	0-0	3	1	0	0	0	4.0	4	2	1	2	2	.250
2011	3.00	0-0	5	0	0	0	0	6.0	5	2	2	4	4	.238
TOTAL	2.70	0-0	8	1	0	0	0	10.0	9	4	3	6	6	.243



JORDAN CESSNA 33

SO • INF/OF
6-1 • 180 • R/R
HENDERSON, KY.
HENDERSON COUNTY HS

and three-year starter at Henderson County High School in Henderson, Ky.,...Finished his career with the highest on-base percentage and most walks in school history... Earned All-Region honors as a junior and senior...Named to the East-West All-Star Game in 2009 and 2010...Garnered academic all-state honors four times

Personal: Jordan Cessna is the son of Tony and Kathy Cessna...He is majoring in mechanical engineering.

2011 (Freshman): The Henderson, Ky., native started five of 18 games, making three appearances at first base and two in center field...Batted .182 with four hits and two RBIs...Crossed the plate 10 times on the season...

Started all three games of the Florida Atlantic series (May 6-8) at first base...Went 2-for-3 with a pair of runs in series finale...Drew nine walks on the season to finish year with a .438 on-base percentage...Often used as a pinch runner... Drove in runs against Auburn and Belmont.

Henderson County High School: Four-year letterwinner

CESSNA'S CAREER STATISTICS AT WKU

YEAR	AVG	G-GS	AB	R	H	2B	3B	HR	RBI	SLG%	BB	HBP	OB%	SB-A
2011	.182	18-5	22	10	4	0	0	0	2	.182	9	1	.438	1-1
TOTAL	.182	18-5	22	10	4	0	0	0	2	.182	9	1	.438	1-1

RETURNING PLAYERS



AUSTIN CLAY 13

SO • LHP
5-10 • 165 • L/L
OWENSBORO, KY.
DAVIESS COUNTY HS

2011 (Freshman): Logged one-third of an inning in debut season for the Hilltoppers...Made two relief appearances...Worked one-third of a scoreless frame against Bowling Green State on February 20...Also came in against Belmont...Finished the season without allowing an earned run.

Daviess County High School: Three-year letterwinner and two-year starter at Daviess County High School in Owensboro, Ky,...As a senior, posted a 1.18 ERA with a 7-0 record, including five shutouts, and 136 strikeouts in 83-1/3 innings...Pitched a no-hitter in the third region champion-

ship game, following a 15-strikeout shutout in the first game of the region tournament...Finished his high school career with a 1.34 ERA...Earned honorable mention All-State honors as a senior and was selected to play in the Senior East-West All-Star Game

Personal: Austin Clay is the son of Scott and Ann Clay... He is majoring in physical education.

CLAY'S CAREER STATISTICS AT WKU

YEAR	ERA	W-L	APP	GS	CG	SHO	SV	IP	H	R	ER	BB	SO	BAA
2011	0.00	0-0	2	0	0	0	0	0.1	1	1	0	2	0	.333
TOTAL	0.00	0-0	2	0	0	0	0	0.1	1	1	0	2	0	.333



JUSTIN HAGEMAN 31

SO • RHP/INF
6-2 • 195 • R/R
HOPKINSVILLE, KY.
HOPKINSVILLE HS

2011 (Freshman): Named the Sun Belt Conference Freshman of the Year after finishing the season with an 8-5 record...Ranked among the top 10 in the league in ERA (3.22), wins (8), innings pitched (100.2), strikeouts (85) and opponent batting average (.256)...

Went 6-2 in league games with 60 strikeouts and only 18 walks...Led the SBC with 30 batters struck out looking...Threw complete games against Louisiana-Lafayette (April 8) and Florida Atlantic (May 7)... Lefties hit just .241 (38-for-158) against the right hander...Held opposing hitters to a .253 average with runners on base...Picked up a win in his collegiate debut on February 20 against Bowling Green State... Won his first two SBC starts against Middle Tennessee and FIU... Went 2-for-4 with an RBI single in WKU's 15-5 win over #25 Louisville on April 5...Allowed one run on eight hits in his first career complete

game to lift WKU to a 5-1 win over the Ragin' Cajuns...Struck out a career-high 10 batters and was named the SBC Pitcher of the Week for his performance...Pitched his second complete game of the season against FAU, his eighth win of the year, on his way to becoming WKU's winningest freshman pitcher...The Hopkinsville native scattered nine hits, struck out four and issued only one walk to pass Matt Ridings for WKU's freshman wins record...Did not allow a hit until the sixth inning in his final regular-season start against MTSU...Worked in relief against FAU and started against UALR in the Sun Belt Conference baseball tournament.

Hopkinsville High School: Four-year letterwinner and starter at Hopkinsville High School in Hopkinsville, Ky,...Was named all-district, all-region and was a nominee for Mr. Kentucky Baseball for the 2010 season...As a junior earned all-district and all region honors while leading the team with a .424 batting average and a 1.32 ERA... Coached by Greg Perry at Hopkinsville High School and played this summer for the Evansville Razorbacks...Drafted in the 32nd round of the Major League Baseball Draft by Kansas City

Personal: Justin Hageman is the son of Darryl and JoEllen Hageman...His major is undecided.

HAGEMAN'S CAREER STATISTICS AT WKU

YEAR	AVG	G-GS	AB	R	H	2B	3B	HR	RBI	SLG%	BB	HBP	OB%	SB-A
2011	.250	10-10	28	2	7	1	0	0	4	.286	3	0	.323	0-0
TOTAL	.250	10-10	28	2	7	1	0	0	4	.286	3	0	.323	0-0

YEAR	ERA	W-L	APP	GS	CG	SHO	SV	IP	H	R	ER	BB	SO	BAA
2011	3.22	8-5	18	15	2	0	0	100.2	99	46	36	30	85	.256
TOTAL	3.22	8-5	18	15	2	0	0	100.2	99	46	36	30	85	.256



DAVID SIMMONS 40

SO • OF
5-10 • 175 • R/R
INDIANAPOLIS, IND.
PIKE HS


Personal: David Simmons is the son of Richard Simmons and Mareia Shively...He is majoring in psychology.

2011 (Freshman): Played in 14 games for the Hilltoppers in his first season on the Hill...Made one start in center field against Illinois on March 13...Spent the majority of the season as a pinch runner option for WKU...Crossed home plate five times.

Pike High School: A three-year letterwinner and starter at Pike High School in Indianapolis, Ind.,...Coach by Michael Ruth at Pike...Earned all-conference and all-county honorable mention honors...Also played football for three seasons...Earned academic all-state honors.

SIMMONS' CAREER STATISTICS AT WKU

YEAR	AVG	G-GS	AB	R	H	2B	3B	HR	RBI	SLG%	BB	HBP	OB%	SB-A
2011	.182	18-5	22	10	4	0	0	0	2	.182	9	1	.438	1-1
TOTAL	.182	18-5	22	10	4	0	0	0	2	.182	9	1	.438	1-1



GJ STRAUSS 32

SO • RHP
6-5 • 210 • R/R
ST. LOUIS, MO.
CHRISTIAN BROTHERS COLLEGE HS

Christian Brothers College High School: Letterwinner and starter for three seasons at CBC High School in St. Louis, Mo...Coached by Mason Horne at CBC...A two-time team MVP and earned first-team all-district and first-team all-conference honors...As a senior, went 9-2 with 63 strikeouts in 47 innings pitched...Held a .425 batting average with eight home runs...Was a key member of the St. Louis Pirates BCS National Championship Team in 2009...Ranked by Perfect Game Crosschecker as the fourth-best high school prospect in Missouri and was also nationally ranked by numerous publications

2011 (Freshman): Pitched 11-1/3 innings in 2011, making seven relief appearances and one start...Posted a 3.18 ERA with a 2-1 record...Limited opposing hitters to a .318 batting average, including limiting hitters to a .240 average with runners on base...Recorded nine strikeouts on the year...Earned his first career win after allowing two runs on two hits in two innings of work in his lone start at Belmont on March 15...Did not give up an earned run in two innings against Florida Atlantic in the Sun Belt Conference tournament...Struck out two and walked one...Also picked up a win against Murray State on April 13.

Personal: GJ Strauss is the son of Gary and Sheri Strauss...His major is marketing.

STRAUSS' CAREER STATISTICS AT WKU

YEAR	ERA	W-L	APP	GS	CG	SHO	SV	IP	H	R	ER	BB	SO	BAA
2011	3.18	2-1	8	1	0	0	0	11.1	14	6	4	10	9	.318
TOTAL	3.18	2-1	8	1	0	0	0	11.1	14	6	4	10	9	.318

RETURNING PLAYERS



SCOTT WILCOX 11

SO • INF
6-0 • 175 • R/L
BURLINGTON, ONTARIO
NOTRE DAME SECONDARY SCHOOL

2011 (Freshman): Played in 44 games for the Hilltoppers in 2011, making 27 starts, 16 of which came at the designated hitter position...Remaining 11 starts came at third base and at short-

stop...Saw action in 25 Sun Belt Conference games...Finished the season with a .274 batting average, 31 hits and nine RBIs...Posted a .393 on-base percentage, drawing 18 walks...Tallied seven multi-hit games and one multi-RBI game...Collected five doubles on the year...Went 2-for-3 with a run, a double and three RBIs with two walks against Austin Peay on April 12...Scored a season-high three runs in a start against Louisville at Bowling Green Ballpark.

Notre Dame Secondary School: Four-year letterwinner and three-year starter at Notre Dame Secondary School in Burlington, Ontario...Finished his senior year with a .583 batting average, four home runs and 29 RBIs...Hit the game-winning home run in the regional final that same year...Named team MVP and was honored as a Provincial all-star

Personal: Scott Wilcox is the son of Dean and Jackie Wilcox...He is majoring in finance.

WILCOX'S CAREER STATISTICS AT WKU

YEAR	AVG	G-GS	AB	R	H	2B	3B	HR	RBI	SLG%	BB	HBP	OB%	SB-A
2011	.274	44-27	113	11	31	5	0	0	9	.319	18	4	.393	0-2
TOTAL	.274	44-27	113	11	31	5	0	0	9	.319	18	4	.393	0-2



TATE GLASSCOCK 34

R-FR • RHP
6-1 • 195 • R/R
HARDINBURG, KY.
BRECKENRIDGE COUNTY HS

2011 (Redshirt): Glasscock redshirted his first year with the Hilltoppers.

Breckenridge County High School: Four-year letterwinner

and starter at Breckenridge County High School in Harned, Ky,...Earned third-team all-region and honorable mention all-state honors...As a junior, batted .440 with six home runs and 42 RBIs while posting a 6-2 record with 98 strikeouts in 54 innings with a 1.09 ERA...Also played football as a freshman and sophomore, earning all-district honors as a sophomore

Personal: Tate Glasscock is the son of Barry and Paulette Glasscock...He is majoring in agriculture.

GLASSCOCK'S CAREER STATISTICS AT WKU

YEAR	ERA	W-L	APP	GS	CG	SHO	SV	IP	H	R	ER	BB	SO	BAA
2011								REDSHIRT						
TOTAL														

2012 Hilltoppers



RYAN MESSEX 30

R-FR • C
5-10 • 170 • R/R
LOUISVILLE, KY.
MALE HS

2011 (Redshirt): Messex red-shirted his first year with the Hilltoppers.

Male High School: Three-year letterwinner and two-year starter

at Male High School in Louisville, Ky...Earned second team all-state honors

Personal: Ryan Messex is the son of Mike and Elisa Messex...He is majoring in sport management.

MESSEX'S CAREER STATISTICS AT WKU

YEAR	AVG	G-GS	AB	R	H	2B	3B	HR	RBI	SLG%	BB	HBP	OB%	SB-A
2011														
TOTAL														

REDSHIRT



TIM BADO 18

JR • LHP
6-2 • 195 • L/L
EDEN PRAIRIE, MINN.
CROWDER JC

Crowder JC: Two-year letterwinner and starter at Crowder Junior College in Neosho, Mo...As a freshman at Crowder he was an All Region selection and named to the Academic All Region

Team...Collegiate Baseball listed him as a top returning player...Also earned All-Region honors as a sophomore...Tallied 18 wins over the two seasons with 170 career strikeouts...At one time held the school record for career wins.

Eden Prairie HS: Three-year letterwinner and starter at Eden Prairie High School in Eden Prairie, Minn...Earned all-conference, all-district and all-state honors while being named his team's pitcher of the year...Also played football...Led his American Legion team to a national runner-up finish and a state championship in 2007...Earned All-State honors in 2009 after he went 12-1 with a 1.00 ERA and 120 strikeouts in 90 innings pitched.

Personal: Tim Bado is the son of Peter and Patti Bado... He is majoring in sports management.



STEVE HODGINS **8**

JR • SS
5'11 • 170 • L/R
KEEGO HARBOR, MICH.
WABASH VALLEY CC

Wabash Valley CC: Two-year letterwinner and starter at Wabash Valley Community College... Team won 50 games in 2010 and finished the year ranked fifth in all of junior college...Both accomplishments were Wabash team records...2010 team made a run to the Super-Regional final before losing to eventual national-champions Iowa Western...Played for the Ozark Generals of the MINK league and hit .270 with 19 stolen bases in the summer of 2010.

Both accomplishments were Wabash team records...2010 team made a run to the Super-Regional final before losing to eventual national-champions Iowa Western...Played for the Ozark Generals of the MINK league and hit .270 with 19 stolen bases in the summer of 2010.

Birmingham Brother Rice High School: Four-year letterwinner and starter at Birmingham Brother Rice High School in Bloomfield Hills, Mich.,...Earned All-Catholic honors in 2008 and helped his team to a Michigan state championship in 2009.

Personal: Steven Hodgins is the son of John Hodgins and Diane Hodgins...He is majoring in marketing.



DEVIN KELLY **15**

JR • 1B/C
6'3 • 215 • R/R
SOUTH SAN FRANCISCO, CALIF.
SKYLINE CC

Skyline CC: Two-year letterwinner and starter at Skyline Community College in San Bruno, Calif...Named first-team all-conference as a freshman and a sophomore.

El Camino High School: Four-year letter winner and starter at El Camino High School in South San Francisco, Calif...Named MVP of his team as a junior and a senior while earning all-league honors three times and being a two-time all-county honoree...Also lettered in basketball and football.

Personal: Devin Kelly is the son of Michelle Kelly...He is majoring in sports management.



ADAM LAVELLE

9

JR • INF
6-1 • 200 • L/R
LICOLN, NEB.
IOWA WESTERN CC

Iowa Western CC: Two-year starter at Iowa Western Community College in Council Bluffs, Iowa...Part of the 2010 Iowa Western team that won the NJCAA College World Series and the season 51-12...Teammate of current Hilltoppers Ivan Hartle and Ryan Hutchison...Team finished third in the NJCAA College World Series team last season.

Lincoln Southwest High School: Three-year letterwinner and starter at Lincoln Southwest High School in Lincoln, Neb.,...Earned All-State honors and was named a Sun Belt and Cornhusker League All-Star...Also played three years of football.

Personal: Adam Lavelle is the son of Brian and Cindy Lavelle...He is majoring in finance.



COLTON SATTERLEE

20

JR • RHP
5-11 • 190 • R/R
LAKEVIEW, MICH.
MUSKEGON CC

Muskegon CC: Two-year letterwinner and starter at Muskegon Community College in Muskegon, Mich...Finished 2011 season with a 1.52 ERA and 20 saves in 29.2 innings pitched...The 20 saves

is a Division II national junior college record for saves in a season...He was also earned All-MCAA second team honoree and was named Muskegon CC Pitcher of the Year.

Lakeview High School: Three-year letterwinner and starter at Lakeview High School in Lakeview, Mich...Earned all-conference and all-region honors...Was named team captain and team MVP.

Personal: Colton Satterlee is the son of Mike and Kim Satterlee...He is a marketing major.

2012 Hilltoppers



KELBY CHOWNING 41

FR • INF
5-11 • 225 • R/R
WHITE HOUSE, TENN.
EAST ROBERTSON HS

East Robertson High School: Four-year letterwinner and starter at East Robertson High School in Cross Plains, Tenn...Earned all-district honors and participated in the all-district tournament...Finished high school career with a .630 batting average, .780 on-base percentage, 1.352 slugging percentage, 10 home runs and 40 RBIs.

Personal: Kelby Chowning is the son of Len and Kristy Chowning...He is majoring in accounting...His high school coach Derek Wix also attended WKU.



RYAN FUCCI 24

FR • OF
6'2 • 185 • R/R
LEXINGTON, KY.
TATES CREEK HS

Tates Creek HS: Four-year letterwinner and starter at Tates Creek High School in Lexington, Ky... Earned first team all-state, all-region and all-conference honors while being named Region Player of the Year and District MVP...Also a four-year letterwinner on the basketball team...Named first-team All-State as a junior and finished career as Tate's third all-time scorer.

Personal: Ryan Fucci is the son of Dominic and Kimberly Fucci...He is majoring in sports management.



ALEXANDER HUNT 36

FR • C
5-10 • 190 • R/R
NASHVILLE, TENN.
MONTGOMERY BELL ACADEMY

Montgomery Bell Academy: Four-year letterwinner and starter at Montgomery Bell Academy in Nashville, Tenn....Earned all-mid state and all-region honors...Finished career with nine home runs and 48 RBI.

Personal: Alex Hunt is the son of Davis and Mary Kay Hunt...He is majoring in business.



MATTHEW PACULAN 1

FR • OF
5-9 • 165 • L/R
MISSISSANGA, ONTARIO, CANADA
ST. FRANCIS XAVIER SS

St. Francis Xavier HS: Four-year starter at St. Francis Xavier SS in Ontario, Canada...He helped the team win the ROPSSAA Tier 2 championship in 2008...Named the MVP after he hit .600 in the 2010 season.

Personal: Matthew Paculan is the son of Benjamin and Teresita Paculan...He is majoring in psychology... Says his greatest sports thrill is when in the summer of 2011 he hit a walk-off home run in the bottom of the 10th to give his team a 6-4 win against the St. Louis Redbirds.



BRENNAN PEARSON 35

**FR • UT
6-1 • 190 • R/R
MURFREESBORO, TENN.
SIEGEL HS**

Siegel HS: Three-year letterwinner and starter at Siegel High School in Murfreesboro, Tenn... Earned first team all-district and all-region honors...Named first team All-Area by the Daily News Journal...Finished his career

with a .390 average, seven home runs, 32 RBIs and seven stolen bases...Posted a 4-1 record on the mound with a 1.96 ERA...Also a strong in the field, finishing the year with a .941 fielding percentage at third base.

Personal: Brenna Pearson is the son of William and Susan Pearson...He is undecided on a major but would like to attend law school after graduation from WKU.



IAN TOMPKINS 10

**FR • LHP
6'1 • 175 • L/L
LOUISVILLE, KY.
ST. XAVIER HS**

St. Xavier HS: Two-year letterwinner and starter at St. Xavier High School in Louisville, Ky.... Named all-district, all-region and first-team all-state his junior year after finishing the year 6-2 with a

1.60 ERA...Posted an 8-2 record as a senior with 2.50 ERA and 107 strikeouts...Also selected to play in the Kentucky Junior East/West All Star game.

Personal: Ian Tompkins is the son of Michael and Mary Ann Tompkins...He is majoring in instrumental percussion performance.

2011 FINAL STATISTICS

OVERALL RECORD: 33-24
HOME: 19-7 // AWAY: 11-13 // NEUTRAL: 3-4
SUN BELT CONFERENCE RECORD: 17-13

BATTING STATISTICS

PLAYER	AVG	GP-GS	AB	R	H	2B	3B	HR	RBI	TB	SLG%	BB	HBP	SO	GDPOB%	SF	SH	SB-A	PO	A	E	FLD%	
Matt Rice	.360	57-57	236	45	85	14	2	9	59	130	.551	35	3	38	8	.444	3	0	1-1	391	34	3	.993
Jared Andreoli	.352	57-57	247	49	87	8	6	3	38	116	.470	32	4	36	1	.429	4	2	17-22	107	2	0	1.000
Kes Carter	.344	53-53	215	46	74	17	3	7	40	118	.549	31	2	33	4	.430	1	0	8-9	132	3	5	.964
Logan Robbins	.286	51-51	199	34	57	12	2	4	33	85	.427	21	7	46	2	.371	2	0	20-24	62	149	11	.950
Casey Dykes	.281	57-57	210	29	59	6	0	1	27	68	.324	27	5	29	8	.373	2	2	6-9	94	114	6	.972
Ryan Hutchison	.279	57-57	240	39	67	18	2	5	41	104	.433	17	5	40	3	.335	4	0	3-4	121	3	3	.976
Scott Wilcox	.274	44-27	113	11	31	5	0	0	9	36	.319	18	4	13	2	.393	0	2	0-2	11	24	4	.897
Ryan Huck	.274	50-47	186	24	51	6	1	7	26	80	.430	10	3	35	4	.314	5	0	1-1	402	26	6	.986
Ivan Hartle	.272	57-57	217	46	59	9	3	3	33	83	.382	27	19	39	4	.396	2	13	4-6	81	156	3	.988

Justin Hageman	.250	10-10	28	2	7	1	0	0	4	8	.286	3	0	8	1	.323	0	0	0-0	47	13	1	.984
Chris Bullard	.229	28-20	70	9	16	5	1	4	18	35	.500	5	3	32	0	.308	0	0	0-0	0	0	0	.000
Matt Borgschulte	.222	21-9	27	5	6	2	0	0	2	8	.296	6	2	8	1	.400	0	2	0-0	4	0	0	1.000
Matt Bracken	.208	16-4	24	5	5	0	0	0	1	5	.208	3	1	8	0	.321	0	0	2-2	0	0	0	.000
Jordan Cessna	.182	18-5	22	10	4	0	0	0	2	4	.182	9	1	4	1	.438	0	0	1-1	51	2	0	1.000
Blake Crabtree	.000	10-0	4	3	0	0	0	0	0	0	.000	1	0	2	0	.200	0	0	0-0	1	0	0	1.000
Brandon Brian	.000	6-1	4	2	0	0	0	0	0	0	.000	1	0	2	0	.200	0	0	0-0	6	1	0	1.000
David Simmons	.000	14-1	3	5	0	0	0	0	0	0	.000	1	0	3	0	.250	0	0	3-3	1	0	0	1.000
J.P. Jackson	.000	3-0	1	0	0	0	0	0	0	0	.000	0	0	0	0	.000	0	0	0-0	3	1	0	1.000
Totals	.297	57-57	2046	364	608	103	20	43	333	880	.430	247	59	376	39	.385	23	21	66-84	1538	602	52	.976
Opponents	.275	57-57	1985	283	546	80	4	37	263	745	.375	178	47	414	24	.345	23	44	35-50	1520	565	60	.972

LOB - Team (512), Opp (457). DPs turned - Team (37), Opp (53). CI - Team (1), Rice 1. IBB - Team (7), Rice 2, Hutchison 2, Carter 2, Dykes 1, Opp (2). Picked off - Hutchison 2, Bullard 1, Hartle 1, Carter 1.

PITCHING STATISTICS

PLAYER	ERA	W-L	APP	GS	CG	SHO	SV	IP	H	R	ER	BB	SO	2B	3B	HR	BAA	WP	HP	BK	SFA	SHA
Tanner Perkins	2.36	7-4	15	15	1	0/1	0	99.0	89	38	26	22	75	12	1	3	.243	2	6	0	6	9
Justin Hageman	3.22	8-5	18	15	2	0/0	0	100.2	99	46	36	30	85	11	0	9	.256	3	8	2	2	7
Phil Wetherell	4.25	1-3	30	4	0	0/1	5	59.1	67	35	28	19	44	7	0	2	.290	9	4	0	4	8
Brian Edelen	4.74	7-2	23	9	0	0/0	1	74.0	71	42	39	28	60	13	1	7	.256	6	8	0	2	9

Austin Clay	0.00	0-0	2	0	0	0/0	0	0.1	1	1	0	2	0	0	0	0	.333	0	0	0	0	0
Andrew Zimmerman	3.00	0-0	5	0	0	0/0	0	6.0	5	2	2	4	4	1	0	0	.238	2	2	0	1	1
Ross Hammonds	3.12	2-2	26	0	0	0/1	4	49.0	52	20	17	9	49	4	1	5	.265	1	4	1	0	1
GJ Strauss	3.18	2-1	8	1	0	0/0	0	11.1	14	6	4	10	9	2	0	0	.318	3	1	2	1	0
Bret Sutton	4.50	0-0	4	0	0	0/0	0	4.0	1	2	2	3	3	1	0	0	.083	2	0	0	1	1
Rye Davis	6.58	1-4	21	3	0	0/0	3	39.2	49	32	29	24	34	11	0	4	.302	3	6	0	2	3
Brian Doering	6.89	0-0	12	0	0	0/0	0	15.2	20	12	12	4	13	4	0	2	.313	1	3	2	1	0
Taylor Haydel	7.21	5-3	25	10	0	0/0	0	53.2	78	47	43	23	38	14	1	5	.351	5	5	1	3	5
Totals	4.18	33-24	57	57	3	1/1	13	512.2	546	283	238	178	414	80	4	37	.275	37	47	8	23	44
Opponents	5.74	24-33	57	57	6	1/0	7	506.2	608	364	323	247	376	103	20	43	.297	50	59	6	23	21

PB - Team (3), Rice 3, Opp (7). Pickoffs - Team (9), Edelen 3, Haydel 3, Perkins 2, Davis 1, Opp (5). SBA/ATT - Rice (28-39), Hageman (6-9), Davis (8-9), Huck (7-8), Edelen (6-8), Wetherell (4-6), Haydel (3-6), Perkins (3-6), Strauss (1-2), Doering (2-2), Hammonds (1-1), Clay (1-1).

2011 Season In Review

MULTIPLE HIT GAMES					MULTIPLE RBI GAMES					HITTING STREAKS			
PLAYER	2	3	4	5+	TOTAL	PLAYER	2	3	4	5+	TOTAL	PLAYER	TOTAL
Matt Rice	22	5	2	-	29	Matt Rice	7	6	3	-	16	Jared Andreoli	15
Jared Andreoli	13	8	3	1	25	Ryan Hutchison	6	4	-	-	10	Kes Carter	14
Ryan Hutchison	16	5	-	-	21	Ivan Hartle	8	1	-	-	9	Matt Rice	10
Kes Carter	13	6	2	-	21	Jared Andreoli	4	4	-	1	9	Logan Robbins	9
Ivan Hartle	14	3	-	-	17	Kes Carter	4	2	1	1	8	Ivan Hartle	8
Casey Dykes	10	7	-	-	17	Casey Dykes	5	2	-	-	7	Ryan Hutchison	8
Logan Robbins	6	9	-	-	15	Logan Robbins	3	2	2	-	7	Ryan Huck	7
Ryan Huck	12	2	-	-	14	Chris Bullard	2	2	-	1	5	Casey Dykes	5
Scott Wilcox	7	-	-	-	7	Ryan Huck	2	2	-	-	4	Scott Wilcox	5
Chris Bullard	4	-	-	-	4	Scott Wilcox	1	1	-	-	1	Chris Bullard	3
Justin Hageman	3	-	-	-	3	Justin Hageman	1	-	-	-	1	Justin Hageman	2
Jordan Cessna	1	-	-	-	1	TEAM	42	26	6	3	77	Matt Bracken	2
Matt Borgschulte	-	-	1	-	1							Jordan Cessna	1
Matt Bracken	1	-	-	-	1							Matt Borgschulte	1
TEAM	122	45	8	1	176								

2011 GAME-BY-GAME RESULTS

DATE	OPPONENT	W/L	SCORE	INN	WKU R-H-E	/	OPP. R-H-E	OVERALL	SBC	PITCHER	ATT	TIME
F18	BGSU	W	12-1	9	12-12-0		1-5-1	1-0-0	0-0-0	Perkins (W 1-0)	667	2:52
F19	BGSU	W	8-7	9	8-11-0		7-11-0	2-0-0	0-0-0	Davis (W 1-0)	725	2:39
F20	BGSU	W	12-3	9	12-18-0		3-9-2	3-0-0	0-0-0	Hageman (W 1-0)	731	2:56
F23	at Lipscomb	W	6-3	9	6-11-1		3-6-0	4-0-0	0-0-0	Haydel (W 1-0)	255	2:36
F25	vsKansas State	W	11-3	9	11-13-0		3-7-1	5-0-0	0-0-0	Perkins (W 2-0)	127	2:33
F26	at Coastal Carolina	L	1-6	9	1-8-3		6-7-1	5-1-0	0-0-0	Hageman (L 1-1)	758	2:30
F27	vsPacific	L	1-4	9	1-8-1		4-7-1	5-2-0	0-0-0	Haydel (L 1-1)	85	2:00
M1	at Vanderbilt	L	5-6	9	5-11-0		6-14-1	5-3-0	0-0-0	Davis (L 1-1)	1859	3:16
M4	at Coll. of Charleston	L	5-7	9	5-12-3		7-9-1	5-4-0	0-0-0	Perkins (L 2-1)	318	2:41
M5	vsNew York Tech	W	17-1	9	17-17-1		1-9-2	6-4-0	0-0-0	Hageman (W 2-1)	1019	3:10
M5	vsAuburn	L	8-13	9	8-14-0		13-17-1	6-5-0	0-0-0	Wetherell (L 0-1)	1019	3:08
M9	at Ole Miss	W	7-3	9	7-11-0		3-8-1	7-5-0	0-0-0	Edelen (W 1-0)	7470	3:07
M11	ILLINOIS	W	3-1	9	3-6-0		1-3-0	8-5-0	0-0-0	Perkins (W 3-1)	641	1:39
M12	ILLINOIS	L	5-9	9	5-7-1		9-12-1	8-6-0	0-0-0	Hageman (L 2-2)	708	2:25
M13	ILLINOIS	W	13-5	9	13-15-0		5-11-2	9-6-0	0-0-0	Edelen (W 2-0)	695	2:57
M15	at Belmont	W	11-6	9	11-20-0		6-10-3	10-6-0	0-0-0	Strauss (W 1-0)	124	2:50
*M18	MIDDLE TENNESSEE	W	5-2	9	5-12-1		2-5-2	11-6-0	1-0-0	Perkins (W 4-1)	1144	2:12
*M19	MIDDLE TENNESSEE	W	10-4	9	10-11-0		4-8-0	12-6-0	2-0-0	Hageman (W 3-2)	937	2:40
*M20	MIDDLE TENNESSEE	W	5-4	9	5-8-2		4-11-0	13-6-0	3-0-0	Edelen (W 3-0)	882	2:38
M22	AUSTIN PEAY	W	5-2	9	5-9-0		2-6-2	14-6-0	3-0-0	Haydel (W 2-1)	592	2:55
*M25	at FIU	W	3-2	9	3-9-0		2-7-4	15-6-0	4-0-0	Perkins (W 5-1)	717	2:31
*M26	at FIU	W	6-4	9	6-10-1		4-9-1	16-6-0	5-0-0	Hageman (W 4-2)	558	2:54
*M27	at FIU	L	8-9	(10)	8-16-1		9-12-1	16-7-0	5-1-0	Davis (L 1-2)	575	3:42
M29	at Louisville	L	1-3	9	1-4-2		3-5-0	16-8-0	5-1-0	Haydel (L 2-2)	844	2:27
M30	BELMONT	L	8-9	(10)	8-8-2		9-10-1	16-9-0	5-1-0	Hageman (L 4-3)	625	3:37
*A1	at UALR	W	14-3	9	14-16-1		3-9-1	17-9-0	6-1-0	Perkins (W 6-1)	142	2:48
*A2	at UALR	L	2-8	9	2-9-1		8-14-0	17-10-0	6-2-0	Hammonds (L 0-1)	186	2:48
*A3	at UALR	L	6-11	9	6-7-3		11-14-1	17-11-0	6-3-0	Edelen (L 3-1)	259	2:46
A5	LOUISVILLE	W	15-5	9	15-16-0		5-8-1	18-11-0	6-3-0	Haydel (W 3-2)	2523	3:08
*A8	LOUISIANA	W	5-1	9	5-9-1		1-8-1	19-11-0	7-3-0	Hageman (W 5-3)	1041	1:46
*A9	LOUISIANA	W	2-1	9	2-7-1		1-8-0	20-11-0	8-3-0	Hammonds (W 1-1)	957	2:06
*A10	LOUISIANA	L	6-8	9	6-10-0		8-11-0	20-12-0	8-4-0	Davis (L 1-3)	685	3:16
A12	at Austin Peay	W	17-6	9	17-14-1		6-13-3	21-12-0	8-4-0	Haydel (W 4-2)	187	3:13
A13	MURRAY STATE	W	3-2	9	3-9-0		2-11-0	22-12-0	8-4-0	Strauss (W 2-0)	691	2:30
*A15	ARKANSAS STATE	W	3-2	(13)	3-7-1		2-8-1	23-12-0	9-4-0	Haydel (W 5-2)	691	3:36
*A16	ARKANSAS STATE	W	13-2	9	13-18-0		2-4-1	24-12-0	10-4-0	Hageman (W 6-3)	751	2:33
*A17	ARKANSAS STATE	L	3-4	(10)	3-15-3		4-7-0	24-13-0	10-5-0	Haydel (L 5-3)	844	3:32
A19	KENTUCKY	W	11-8	9	11-16-0		8-16-1	25-13-0	10-5-0	Hammonds (W 2-1)	5142	3:24
*A22	at Troy	L	3-6	9	3-9-1		6-5-0	25-14-0	10-6-0	Perkins (L 6-2)	1219	1:58
*A23	at Troy	L	3-11	9	3-9-1		11-13-3	25-15-0	10-7-0	Hageman (L 6-4)	1168	2:26
*A24	at Troy	L	9-12	9	9-10-3		12-16-2	25-16-0	10-8-0	Wetherell (L 0-2)	975	3:23
*A29	at Louisiana-Monroe	L	4-5	9	4-12-0		5-11-3	25-17-0	10-9-0	Hammonds (L 2-2)	1006	2:30
*A30	at Louisiana-Monroe	W	8-5	9	8-11-0		5-9-1	26-17-0	11-9-0	Hageman (W 7-4)	1052	2:37
*M1	at Louisiana-Monroe	W	7-5	9	7-10-1		5-7-3	27-17-0	12-9-0	Edelen (W 4-1)	998	2:51
M4	at Eastern Kentucky	L	4-5	(11)	4-9-3		5-12-1	27-18-0	12-9-0	Wetherell (L 0-3)	138	3:12
*M6	FLORIDA ATLANTIC	L	2-4	9	2-9-1		4-10-1	27-19-0	12-10-0	Perkins (L 6-3)	896	2:37
*M7	FLORIDA ATLANTIC	W	6-2	9	6-11-1		2-9-2	28-19-0	13-10-0	Hageman (W 8-4)	755	2:37
*M8	FLORIDA ATLANTIC	W	5-4	9	5-7-0		4-10-0	29-19-0	14-10-0	Edelen (W 5-1)	900	2:42
*M13	SOUTH ALABAMA	L	3-6	9	3-9-2		6-9-2	29-20-0	14-11-0	Perkins (L 6-4)	821	2:15
*M4	SOUTH ALABAMA	L	0-4	9	0-6-0		4-6-0	29-21-0	14-12-0	Hageman (L 8-5)	774	2:15
*M5	SOUTH ALABAMA	W	3-2	(10)	3-8-0		2-9-0	30-21-0	15-12-0	Edelen (W 6-1)	784	2:35
*M9	at Middle Tennessee	W	4-0	9	4-6-0		0-11-0	31-21-0	16-12-0	Perkins (W 7-4)	429	2:24
*M20	at Middle Tennessee	L	1-5	9	1-4-0		5-4-0	31-22-0	16-13-0	Edelen (L 6-2)	412	1:52
*M21	at Middle Tennessee	W	8-6	9	8-14-0		6-14-1	32-22-0	17-13-0	Edelen (W 7-2)	801	3:01
#M25	vsFlorida Atlantic	W	11-10	(12)	11-14-2		10-18-1	33-22-0	17-13-0	Wetherell (W 1-3)	0	4:00
#M26	vsUALR	L	5-9	9	5-9-4		9-13-1	33-23-0	17-13-0	Davis (L 1-4)	0	3:21
#M27	vsTroy	L	2-4	9	2-7-2		4-11-0	33-24-0	17-13-0	Strauss (L 2-1)	1353	2:45

* - Sun Belt Conference Game # - SBC Tournament Game (Monroe, La.)

2011 BY THE NUMBERS

Overall.....	33-23	When scoring 0-2 runs	1-8	When leading after 6 innings	23-6
Conference	17-13	When scoring 3-5 runs	11-10	When leading after 7 innings	27-4
Non-Conference.....	16-11	When scoring 6-9 runs	8-6	When leading after 8 innings	30-3
Home	19-7	When scoring 10+ runs	13-0	When trailing after 6 innings	4-11
Away	11-13	When opponent scores 0-2 runs	14-0	When trailing after 7 innings	1-17
Neutral	3-4	When opponent scores 3-5 runs	13-9	When trailing after 8 innings	1-18
Day.....	18-13	When opponent scores 6-9 runs	5-11	When tied after 6 innings	6-7
Night.....	15-11	When opponent scores 10+ runs	1-4	When tied after 7 innings	5-3
vs. Left starter	9-8	When scoring in 1st inning	12-5	When tied after 8 innings	2-3
vs. Right starter.....	24-16	When opponent scored in 1st inning.....	8-4	When making 0 errors	20-6
1-Run games	9-6	When scoring first.....	20-12	When making 1 error.....	13-12
2-Run games	4-5	When opponent scores first.....	13-12	When making 2+ errors	2-11
5+ Run games.....	11-5			When out-hitting opponent	22-7
Extra innings	3-4			When out-hit by opponent	8-14
Shutouts.....	1-1			When hits are tied.....	3-3

2011 SBC STANDINGS/2011 SBC HONORS

FINAL 2011 SUN BELT CONFERENCE STANDINGS

SCHOOL	CONFERENCE GAMES				ALL GAMES				LAST GAME
	W	L	PCT	STREAK	W	L	PCT	STREAK	
z#Troy	21	9	.700	W2	43	19	.694	W2	L, 2-5 Belmont
zFIU	20	9	.683	W1	40	20	.664	L3	L, 1-4 Maine
Louisiana-Lafayette	18	12	.600	L1	31	27	.534	L4	L, 8-11 FIU
Florida Atlantic	17	13	.567	L1	32	25	.561	L4	L, 3-5 UALR
Western Kentucky	17	13	.567	W1	33	24	.579	L2	L, 2-4 Troy
South Alabama	15	15	.500	L2	30	18	.517	L2	L, 9-12 ASU
Arkansas State	13	16	.450	W3	27	31	.466	W2	W, 12-9 USA
z&UALR	10	20	.333	L3	18	37	.327	L2	L, 3-7 Georgia
Middle Tennessee	9	21	.300	L1	18	37	.327	L1	L, 6-8 WKU
ULM	9	21	.300	W1	24	30	.444	W1	W, 4-3, UL-Lafayette

- 2011 SBC Champion & - 2011 SBC Tournament Champion z - 2011 NCAA Tournament Participant

2011 SUN BELT CONFERENCE AWARDS AND HONORS

ALL-CONFERENCE FIRST TEAM

SP - Paul Davis, Florida Atlantic
 SP - Tyler Ray, Troy
 RP - Hugh Adams, Florida Atlantic
C - Matt Rice, WKU
 1B - Joey Rapp, Louisiana-Monroe
 2B - Raymond Church, Florida Atlantic
 SS - Adam Bryant, Troy
 3B - Tyler Hannah, Troy
 3B - Jeremy Patton, FIU
 OF - Todd Baumgartner, ASU
 OF - Pablo Bermudez, FIU
OF - Kes Carter, WKU
 DH - Nick Rountree, UALR
 UTIL - Tyson Workman, Troy

ALL-CONFERENCE SECOND TEAM

SP - Phil Haig, FIU
SP - Tanner Perkins, WKU
 RP - Nate Hill, Troy
 C - Brent Tanner, South Alabama
 1B - Mike Martinez, FIU
 2B - T.J. Rivera, Troy
 SS - Nick DelGuidice, Florida Atlantic
 3B - Hank LaRue, Middle Tennessee
OF - Jared Andreoli, WKU
 OF - Alex Hudak, Florida Atlantic
 OF - Will Skinner, Middle Tennessee
 DH - Lance Marvel, La.-Lafayette
 UTIL - Brad Hook - South Alabama

CO-PLAYERS OF THE YEAR

Pablo Bermudez, FIU
 Adam Bryant, Troy

PITCHER OF THE YEAR

Tyler Ray, Troy

FRESHMAN OF THE YEAR

Justin Hageman, WKU

COACH OF THE YEAR

Bobby Pierce, Troy

ALL-SBC TOURNAMENT TEAM

Greg Garcia, UALR
 Garrett Graziano, UALR
 Travis Henke, UALR
 Casey McCollum, UALR
 Jordan Castaldo, Arkansas State
 Andy Ferguson, Arkansas State
 Nick DelGuidice, Florida Atlantic
 Rudy Flores, FIU
 R.J. Fondon, FIU
 Jeremy Patton, FIU
 Adam Bryant, Troy
 Tyler Hannah, Troy
Matt Rice, WKU

MOST OUTSTANDING PLAYER

Garrett Graziano, UALR

SBC PLAYERS OF THE WEEK

Feb. 21 Nick Delguidice (FAU)
 March 1 Corben Green (ULM)
March 8 Jared Andreoli (WKU)
 March 14 Joey Rapp (ULM)
March 21 Logan Robbins (WKU)
 March 28 Michael Faulkner (ASU)
 April 4 Jose Behar (FIU)
 April 11 Logan Pierce (Troy)
 April 18 Bret Tanner (USA)
 April 25 Will Skinner (MTSU)
 May 2 Nick Delguidice (FAU)
 May 9 Pablo Bermudez (FIU)
 May 15 Tyler Hannah (Troy)
 May 23 Mike Pettello (ULL)





SBC PITCHERS OF THE WEEK

Feb. 21 Nick Grimmett (UALR)
 March 1 Taylor Hubbell (ULL)
 March 8 Kyle Fitzpatrick (FIU)
 March 14 Calvin Drinnen (UALR)
 March 21 Drew Grainer (ULM)
 March 28 Paul Davis (FAU)
 April 4 Danny DeSimone (FIU)
April 11 Justin Hageman (WKU)
 April 18 Hunter Adkins (MTSU)
 April 25 Garrett Harris (USA)
 May 2 Andy Ferguson (ASU)
 May 9 Jordan Nicholson (ULL)
 May 15 Dustin Crenshaw (USA)
 May 23 Paul Davis (FAU)

2011 PRESEASON SBC POLL

first-place votes in parenthesis

1. Florida Atlantic (6) 95 pts
2. FIU (1) 85 pts
3. Louisiana-Lafayette (2) 82 pts
4. WKU 64 pts
5. Troy 52 pts
6. Arkansas State 48 pts
7. Middle Tennessee 41 pts
7. South Alabama 41 pts
9. Louisiana-Monroe 26 pts
10. UALR 16 pts



WKU YEAR-BY-YEAR COACHING RECORDS

SEASON	COACH	RECORD	SEASON	COACH	RECORD	SEASON	COACH	RECORD	SEASON	COACH	RECORD
1910	M. A. Leiper*	2-1	1939	Diddle	6-10	1963	King	7-10	1987	Murrie	28-28
1911	M. A. Leiper*	2-0	1940	Diddle	7-6	1964	King	8-10	1988	Murrie	43-21
1912	Reams	9-2	1941	Diddle	9-6	1965	Rhodes	8-14-1	1989	Murrie	24-34
1913	Leiper, Manchester	14-2	1942	Diddle	4-5	1966	Pickens	9-13	1990	Murrie	32-28
1914	Arthur	5-4	1943	Diddle	No Team	1967	Pickens	13-16-2	1991	Murrie	35-25-1
1915	Arthur	N/A	1944	Diddle	No Team	1968	Pickens	13-11	1992	Murrie	30-23
1916	Arthur	6-2-1	1945	Diddle	No Team	1969	Pickens	17-11	1993	Murrie	30-22
1917-21	N/A	No Team	1946	Diddle	9-0	1970	Pickens	18-16-1	1994	Murrie	22-27
1922	Floyd	3-0	1947	Diddle	5-6	1971	Pickens	12-17	1995	Murrie	21-35
1923	Diddle	10-2	1948	Diddle	4-10	1972	Pickens	14-11	1996	Murrie	29-26
1924	Diddle	11-2	1949	Diddle	3-5-1	1973	Pickens	21-23	1997	Murrie	26-27
1925	Diddle	9-10	1950	Diddle	6-7	1974	Pickens	30-18-1	1998	Murrie	27-24
1926	Diddle	9-8	1951	Diddle	13-5	1975	Pickens	21-26	1999	Murrie	38-24
1927	Diddle	9-4	1952	Diddle	11-3	1976	Pickens	12-24	2000	Murrie	24-35
1928	Diddle	15-1	1953	Diddle	8-2-1	1977	Schollenberger	20-23-1	2001	Murrie	32-27
1929	Diddle	9-4	1954	Diddle	9-7	1978	Schollenberger	26-19-1	2002	Murrie	38-20
1930	Diddle	3-0	1955	Diddle	4-7	1979	Schollenberger	31-22-1	2003	Murrie	34-22
1931	Diddle	No Team	1956	Diddle	5-7-1	1980	Murrie	47-13-1	2004	Murrie	35-26
1932	Diddle	4-2	1957	Diddle	10-6	1981	Murrie	41-18	2005	Murrie	21-37
1933	Diddle	7-5	1958	Denes	8-4	1982	Murrie	37-10	2006	Finwood	22-30
1934	Diddle	8-3	1959	Denes	13-4	1983	Murrie	26-22	2007	Finwood	25-30
1935	Diddle	9-2	1960	Denes	8-7-1	1984	Murrie	23-29-2	2008	Finwood	33-27
1936	Diddle	4-3	1961	Denes	9-12	1985	Murrie	43-20	2009	Finwood	42-20
1937	Diddle	8-7	1962	Denes	10-13	1986	Murrie	29-31-1	2010	Finwood	35-23
1938	Diddle	4-10							2011	Finwood	33-24

*Fred Mutchler, W.J. Craig, J.H. Clagett

ALL-TIME COACHING WINNING PERCENTAGE

COACH	YEARS	RECORD	PCT.
E.A. Diddle	1923-57	232-155-3	.599
Joel Murrie	1980-2005	815-656-4	.553
Chris Finwood	2006-2011	190-154	.552
Barry Schollenberger	1977-79	77-64-3	.545
Nick Denes	1958-62	48-40-1	.545
Jim Pickens	1966-76	180-186-4	.492
Dan King	1963-64	15-20	.429
Gene Rhodes	1965	8-14-1	.370

ALL-TIME COACHING RECORD (BY WINS)

COACH	YEARS	RECORD	PCT.
Joel Murrie	1980-2005	815-656-4	.553
E.A. Diddle	1923-57	232-155-3	.599
Chris Finwood	2006-2011	190-154	.552
Jim Pickens	1966-76	180-186-4	.492
Barry Schollenberger	1977-79	77-64-3	.545
Nick Denes	1958-62	48-40-1	.545
Dan King	1963-64	15-20	.429
Gene Rhodes	1965	8-14-1	.370

YEAR-BY-YEAR RESULTS

1910
Record: 2-1
H: 1-0 • **A:** 1-1 • **N:** 0-0
Coaches: M.A. Leiper, W.J. Craig, J.H. Clagett, Fred Mutcher
Eastern Kentucky W 6-0
at Eastern Kentucky L 0-5
at Berea W 6-4

1911
Record: 2-0
H: 0-0 • **A:** 2-0 • **N:** 0-0
Coaches: M.A. Leiper, W.J. Craig, J.J. Clagett, Fred Mutcher
at Middle Tennessee W 7-2
at Middle Tennessee W 11-0

1912
Record: 9-2
H: 5-1 • **A:** 4-1 • **N:** 0-0
Coach: G.H. Reams
Faculty W 15-2
Elkton W 5-1
at Elkton L 0-3
at Glasgow W 14-0
at Elkton W 13-3
Middle Tennessee W 5-3
Middle Tennessee L 4-5
at Eastern Kentucky W 4-2
at Middle Tennessee W 9-0
Eastern Kentucky W 4-0
DuPont Manual HS W 4-0

1913
Record: 14-2
H: 10-0 • **A:** 4-2 • **N:** 0-0
STATE CHAMPIONS
Coaches: M.A. Leiper, Roy Manchester
at Middle Tennessee W 7-2
at Middle Tennessee W 11-1
Georgetown (Ky.) W 3-0
Georgetown (Ky.) W 8-0
at St. Mary's W 3-1
at Springfield HS W 13-0
DuPont Manual HS W 3-2
Middle Tennessee W 15-2
Middle Tennessee W 3-2
Auburn HS W 4-3
at Eastern Kentucky L 0-4
at Eastern Kentucky L 2-3
Vanderbilt Reserves W 2-0
Eastern Kentucky W 6-5
Eastern Kentucky W 22-0
Auburn HS W 19-13

1914
Record: 5-4
H: 3-2 • **A:** 2-2 • **N:** 0-0
Coach: J.L. Arthur
Bethel (Tenn.) L 1-3
Middle Tennessee W 3-2
Middle Tennessee W 13-9
at Eastern Kentucky L 0-1
at Eastern Kentucky W 11-3
Bethel (Tenn.) W 9-5
St. Mary's L 3-6
at Middle Tennessee L 5-20
at Middle Tennessee W 12-6

1915
Record: N/A
Coach: J.L. Arthur

1916
Record: 6-2-1
H: 0-0 • **A:** 6-2-1 • **N:** 0-0
Coach: J.L. Arthur

at St. Mary's L 4-5
at Eastern Kentucky W 10-0
at Eastern Kentucky W 7-2
at Cumberland T 0-0
at St. Mary's L 3-4
at St. Mary's W 5-1
at Castle Heights W 11-2
at Transylvania W 9-2
at Cumberland W 6-4

1917-1921
No Team -- World War I

1922
Record: 3-0
H: 3-0 • **A:** 0-0 • **N:** 0-0
Coach: J.C. Floyd
Morton-Elliott W 9-0
Eastern Kentucky W 5-4
Eastern Kentucky W 12-5

1923
Record: 10-2
H: 7-0 • **A:** 3-2 • **N:** 0-0
Coach: E.A. Diddle
Hanover W 21-7
Tennessee Tech W 6-4
Cumberland W 5-4
at Cumberland L 2-10
at Tennessee Tech L 3-4
at Middle Tennessee W 8-1
Southern Presbyterian W 12-8
Southern Presbyterian W 22-6
St. Mary's W 11-7
at St. Mary's W 11-4
at St. Mary's W 6-3
Southern Presbyterian W 14-6

1924
Record: 11-2
H: 7-0 • **A:** 4-2 • **N:** 0-0
Coach: E.A. Diddle
Transylvania W 16-5
Transylvania W 6-5
Indiana W 6-0
at Middle Tennessee W 16-8
at Middle Tennessee W 17-8
at Louisville W 11-6
at Bethel (Tenn.) L 5-7
St. Mary's W 21-5
St. Mary's W 24-10
Central Normal (Ind.) W 12-1
Central Normal (Ind.) W 7-3
at St. Mary's L 1-6
at St. Mary's W 12-5

1925
Record: 9-10
H: 4-6 • **A:** 5-4 • **N:** 0-0
Coach: E.A. Diddle
Ohio State L 2-7
at Middle Tennessee W 14-0
at Middle Tennessee W 10-6
Southern Presbyterian L 1-5
Southern Presbyterian L 4-8
Bethel (Tenn.) L 3-5
Bethel (Tenn.) W 9-8
at Louisville W 12-9
at Louisville L 13-14
at Bethel (Tenn.) W 6-5
at Bethel (Tenn.) L 2-4
Louisville W 5-4
Louisville L 3-7
at Bethel (Tenn.) W 1-0
Bethel (Tenn.) W 7-0
Middle Tennessee W 4-3
Middle Tennessee L 3-8

at Southern Presbyterian L 3-6
at Southern Presbyterian L 2-5

1926
Record: 9-8
H: 4-5 • **A:** 5-3 • **N:** 0-0
Coach: E.A. Diddle
Notre Dame L 2-6
Ohio Wesleyan W 12-7
Defiance W 7-2
at Bethel (Tenn.) W 2-1
at Bethel (Tenn.) L 3-6
Evansville L 3-6
Evansville L 7-8
at Louisville L 0-4
at Louisville L 4-7
at Bethel (Ky.) W 12-0
at Evansville W 5-3
at Evansville W 24-4
at Evansville W 5-4
Bethel (Tenn.) L 2-3
Bethel (Ky.) W 6-3
Louisville W 7-3
Vanderbilt L 2-6

1927
Record: 9-4
H: 6-1 • **A:** 3-3 • **N:** 0-0
Coach: E.A. Diddle
Michigan State W 4-3
at Bethel W 2-0
Bethel L 3-4
at Louisville L 7-11
at Louisville L 7-8
Georgetown W 4-2
Georgetown W 13-7
at Middle Tennessee L 3-4
at Middle Tennessee W 4-0
at Bethel W 1-0
Bethel W 1-0
Middle Tennessee W 6-1
Middle Tennessee W 5-3

1928
Record: 15-1
H: 10-1 • **A:** 5-0 • **N:** 0-0
STATE CHAMPIONS
Coach: E.A. Diddle
Transylvania W 14-9
Transylvania W 6-2
Middle Tennessee W 21-2
Middle Tennessee L 1-8
Louisville W 22-8
Louisville W 9-7
Bethel W 9-5
at Centre W 7-5
at Middle Tennessee W 7-6
at Middle Tennessee W 5-2
Kentucky Wesleyan W N/A
Eastern Kentucky W N/A
at Georgetown (Ky.) W N/A
at Kentucky Wesleyan W N/A
at Centre W 4-3
at Centre W 6-0

1929
Record: 9-4
H: 6-2 • **A:** 3-2 • **N:** 0-0
STATE CHAMPIONS
Coach: E.A. Diddle
Eastern Kentucky W 9-8
Eastern Kentucky W 16-2
at Louisville W 11-4
at Louisville W 11-9
at Centre L 4-8
at Centre W 19-5
Kentucky Wesleyan W 6-3

Kentucky Wesleyan W 3-0
at Middle Tennessee L 11-12
Centre W 8-3
Centre L 8-10
Middle Tennessee W 4-3
Middle Tennessee L 3-5

1930
Record: 3-0
H: 3-0 • **A:** 0-0 • **N:** 0-0
Coach: E.A. Diddle
Scottsville W 13-8
Middle Tennessee W 14-0
Middle Tennessee W 1-0

1931
Coach: E.A. Diddle
Intramural team only

1932
Record: 4-2
H: 2-0 • **A:** 2-2 • **N:** 0-0
Coach: E.A. Diddle
at Murray State W N/A
at Murray State W N/A
at Vanderbilt L 4-5
at Vanderbilt L 6-7
Vanderbilt W 7-6
Murray State W 6-2

1933
Record: 7-5
H: 3-3 • **A:** 4-2 • **N:** 0-0
Coach: E.A. Diddle
at Louisville L 1-5
at Lindsey Wilson W 4-1
at Lindsey Wilson W 3-2
at Austin Peay L 7-14
at Tennessee Tech W 9-3
at Tennessee Tech W 6-3
Austin Peay L 3-4
Tennessee Tech L 1-2
Tennessee Tech W 4-0
Lindsey Wilson W 13-3
Lindsey Wilson W 9-3
Louisville L 1-3

1934
Record: 8-3
H: 4-1 • **A:** 4-2 • **N:** 0-0
Coach: E.A. Diddle
Louisville W 7-1
at Lindsey Wilson L 5-9
at Lindsey Wilson W 26-5
David Lipscomb W 7-1
at Austin Peay W 18-4
Tennessee Tech L 8-14
at Louisville W 12-2
at David Lipscomb W N/A
at Tennessee Tech L 8-14
Tennessee Tech W 7-6
Austin Peay W 17-7

1935
Record: 9-2
H: 5-0 • **A:** 4-2 • **N:** 0-0
Coach: E.A. Diddle
at David Lipscomb W 7-0
Middle Tennessee L 2-5
at Lindsey Wilson W 4-1
at Louisville W 20-0
Tennessee Tech W 8-4
at Morehead State W 14-7
at Eastern Kentucky L 1-6
David Lipscomb W 4-1
at Tennessee Tech W 2-0
Lindsey Wilson W 15-6

Louisville W 8-4

1936

Record: 4-3

H: 3-2 • **A:** 1-1 • **N:** 0-0

Coach: E.A. Diddle

Lindsey Wilson W 7-3
Lindsey Wilson W 12-7
Louisville L 3-7
at Eastern Kentucky L 0-3
at Louisville W 5-2
Middle Tennessee W 11-6
at Middle Tennessee L 8-9

1937

Record: 8-7

H: 2-1, **A:** 6-6, **N:** 0-0

Coach: E.A. Diddle

at Tennessee Tech W 7-6
at Cincinnati W 10-6
at Cumberland L 6-7
Austin Peay W 9-2
at Vanderbilt W 8-7
at Vanderbilt L 2-6
Louisville W 13-10
at Eastern Kentucky L 9-10
Louisville L 9-11
at Tennessee Tech L 2-17
at Austin Peay W 8-5
at Vanderbilt W 8-1
at Vanderbilt L 2-3
at Eastern Kentucky L 2-7
at Cumberland W 15-2

1938

Record: 4-10

H: 1-6 • **A:** 3-4 • **N:** 0-0

Coach: E.A. Diddle

Northern Illinois L 0-8
Louisville L 8-14
at Vanderbilt L 6-21
at Vanderbilt W 6-4
Tennessee Tech W 12-7
at Hopkinsville L 0-3
at Eastern Kentucky L 7-9
at Eastern Kentucky L 4-5
at Austin Peay W 10-8
Vanderbilt L 9-13
at Louisville W 9-8
Eastern Kentucky L 0-10
Eastern Kentucky L 5-12
Austin Peay L 3-9

1939

Record: 6-10

H: 4-4 • **A:** 2-6 • **N:** 0-0

Coach: E.A. Diddle

David Lipscomb W 11-3
Austin Peay W 3-1
Vanderbilt L 1-6
at Vanderbilt L 0-10
at Austin Peay L 9-12
Louisville L 1-4
at Vanderbilt L 12-13
at Vanderbilt W 8-5
at Middle Tennessee L 5-6
Eastern Kentucky L 6-12
Eastern Kentucky W 11-10
at Louisville L 2-5
at Eastern Kentucky W 15-14
at Eastern Kentucky L 4-5
Tennessee Tech L 4-7
Middle Tennessee W 6-4

1940

Record: 7-6

H: 4-3 • **A:** 3-3 • **N:** 0-0

Coach: E.A. Diddle

Bradley Tech L 4-6
Tennessee Tech W 5-4
at David Lipscomb W 11-2
at Eastern Kentucky W 5-0
at Eastern Kentucky L 6-7
at Tennessee Tech W 13-10
at Middle Tennessee L 11-12
Eastern Kentucky W 16-6
Eastern Kentucky L 2-9
David Lipscomb W 4-2
Louisville W 15-14
Middle Tennessee L 7-14
at Louisville L 1-8

1941

Record: 9-6

H: 5-3 • **A:** 4-3 • **N:** 0-0

Coach: E.A. Diddle

at Vanderbilt W 16-12
at David Lipscomb W 18-2
Louisville W 4-2
at Louisville L 8-20
Eastern Kentucky L 8-9
David Lipscomb W 15-6
at Murray State L 3-7
at Murray State W 9-7
Vanderbilt L 4-7
at Middle Tennessee L 9-10
Tennessee Tech L 2-9
Murray State W 5-3
Murray State W 9-5
Middle Tennessee W 8-7
at Tennessee Tech W 2-0

1942

Record: 4-5

H: 3-0 • **A:** 1-5 • **N:** 0-0

Coach: E.A. Diddle

DePaul W 7-6
at Vanderbilt L 1-2
at Fort Knox L 2-5
at Louisville L 3-4
Tennessee Tech W 6-4
Louisville W 10-4
at Eastern Kentucky L 2-3
at Eastern Kentucky W 11-1
at Tennessee Tech L 3-7

1943-45

No Team -- World War II

1946

Record: 9-0

H: 4-0 • **A:** 5-0 • **N:** 0-0

Coach: E.A. Diddle

at Centre W 18-11
at Eastern Kentucky W 8-7
at Tennessee Tech W 5-4
Evansville W 12-6
Eastern Kentucky W 6-2
at Evansville W 20-9
Louisville W 12-6
Murray State W 2-0
at Louisville W 9-2

1947

Record: 5-6

H: 4-1 • **A:** 1-5 • **N:** 0-0

Coach: E.A. Diddle

at Vanderbilt L 2-3
at Centre L 7-8
at Eastern Kentucky L 0-6
Western Illinois W 3-2
Western Illinois L 2-3
at Evansville L 5-6
at Evansville L 1-6

Murray State W 1-0

Murray State W 4-2

Vanderbilt W 4-2

at Louisville W 3-2

1948

Record: 4-10

H: 3-4 • **A:** 1-6 • **N:** 0-0

Coach: E.A. Diddle

Purdue L 7-16
Evansville L 1-5
Austin Peay W 17-12
at Evansville L 0-14
Eastern Kentucky L 4-10
Louisville W 14-7
at Austin Peay W 10-5
at Centre L 9-10
at Eastern Kentucky L 5-7
at Louisville L 3-7
Murray State W 6-2
Murray State L 3-6
at Murray State L 3-12
at Murray State L 1-2

1949

Record: 3-5-1

H: 1-3-1 • **A:** 2-2 • **N:** 0-0

Coach: E.A. Diddle

Vanderbilt T 6-6
Austin Peay W 3-1
Tennessee Tech L 1-15
at Austin Peay W 14-3
at Tennessee Tech L 0-7
Louisville L 0-5
Murray State L 2-5
at Evansville L 1-8
at Murray State W 7-3

1950

Record: 6-7

H: 4-3 • **A:** 2-4 • **N:** 0-0

Coach: E.A. Diddle

Austin Peay W 4-2
Fort Knox L 9-12
Western Illinois L 5-8
Western Illinois L 1-5
at Austin Peay L 6-11
Eastern Kentucky W 2-1
Tennessee Tech W 2-0
at Evansville L 5-7
at Fort Knox W 16-5
Evansville W 12-4
at Murray State W 8-1
at Murray State L 4-5
at Tennessee Tech L 0-22

1951

Record: 13-5

H: 9-2 • **A:** 4-3 • **N:** 0-0

Coach: E.A. Diddle

Miami (Ohio) W 10-7
Evansville W 2-1
at Austin Peay L 3-7
at Tennessee Tech L 5-12
at Eastern Kentucky L 5-6
Austin Peay L 11-24
Centre W 3-2
Eastern Kentucky W 16-11
at Evansville W 14-4
Tennessee Tech W 3-2
at Murray State W 9-7
at Murray State W 5-3
Murray State W 11-5
Murray State W 7-3
at Centre W 16-2
(1) Eastern Kentucky W 4-3
(1) Eastern Kentucky L 2-3

(1) Eastern Kentucky W 8-6

(1) OVC Tournament (Bowling Green, Ky.)

1952

Record: 11-3

H: 6-0 • **A:** 4-3 • **N:** 0-0

OVC CHAMPIONS

Coach: E.A. Diddle

Albion W 3-2
Millikin W 2-1
at Evansville L 8-10
David Lipscomb W 7-3
at Murray State W 17-2
Tennessee Tech W 13-10
Evansville W 8-5
at Middle Tennessee W 8-7
at Tennessee Tech W 13-11
at Fort Knox L 4-13
Murray State W 6-1
(1) at Eastern Kentucky L 3-4
(1) at Eastern Kentucky W 1-0
(1) at Eastern Kentucky W 9-4
(1) OVC Tournament (Richmond, Ky.)

1953

Record: 8-2-1

H: 4-2-1, **A:** 4-0, **N:** 0-0

OVC CHAMPIONS

Coach: E.A. Diddle

David Lipscomb L 0-11
Evansville W 17-2
Tennessee Tech L 1-5
at Middle Tennessee W 9-8
at Evansville W 8-6
Middle Tennessee T 6-6
at Tennessee Tech W 3-2
at Murray State W 6-2
Murray State W 3-2
(1) Tennessee Tech W 4-3
(1) Tennessee Tech W 3-1
(1) OVC Tournament (Bowling Green, Ky.)

1954

Overall: 9-7

H: 4-3 • **A:** 5-4 • **N:** 0-0

Coach: E.A. Diddle

at David Lipscomb W 8-7
at Middle Tennessee L 2-15
David Lipscomb L 7-9
Eastern Kentucky L 5-6
Belmont W 9-8
at Belmont W 12-9
Evansville W 6-1
Tennessee Tech W 3-2
at Murray State W 7-2
Murray State W 8-4
at Eastern Kentucky L 5-6
at Eastern Kentucky L 0-8
Middle Tennessee L 4-5
at Middle Tennessee L 5-15
at Evansville W 10-6
at Tennessee Tech W 5-2

1955

Record: 4-7

H: 2-3 • **A:** 2-4 • **N:** 0-0

Coach: E.A. Diddle

David Lipscomb L 2-4
at Belmont W 5-3
at Middle Tennessee L 3-5
at David Lipscomb W 9-4
at Tennessee Tech L 4-14
Middle Tennessee W 12-11
Belmont L 11-14

YEAR-BY-YEAR RESULTS

Murray State	L	3-5
Murray State	W	9-0
at Murray State	L	5-9
at Murray State	L	7-9

1956

Record: 5-7-1

H: 1-3-1 • **A:** 4-4 • **N:** 0-0

Coach: E.A. Diddle

at Murray State	W	7-4
at Murray State	L	0-1
at David Lipscomb	W	14-9
at Middle Tennessee	L	2-3
Evansville	T	6-6
Murray State	L	4-7
at Evansville	W	5-4
David Lipscomb	L	6-8
at Kentucky Wesleyan	W	2-0
Middle Tennessee	W	9-3
Tennessee Tech	L	2-7
at Tennessee Tech	L	5-13
at Middle Tennessee	L	5-7

1957

Record: 10-6

H: 6-0 • **A:** 4-6 • **N:** 0-0

Coach: E.A. Diddle

at David Lipscomb	L	3-18
Murray State	W	1-0
David Lipscomb	W	9-6
at Middle Tennessee	W	7-1
at Murray State	L	4-5
at Murray State	W	6-2
Murray State	W	5-4
at Tennessee Tech	L	6-13
Kentucky Wesleyan	W	10-4
Middle Tennessee	W	13-9
Tennessee Tech	W	8-5
at Kentucky Wesleyan	W	10-4
at Austin Peay	L	4-5
(1) at Morehead State	L	2-3
(1) at Morehead State	W	1-0
(1) at Morehead State	L	2-13
(1) OVC Tournament (Morehead, Ky.)		

1958

Record: 8-4

H: 4-2 • **A:** 4-2 • **N:** 0-0

Coach: Nick Denes

Hillsdale	W	7-5
Kentucky Wesleyan	W	12-10
Murray State	L	4-7
at Belmont	W	8-7
at Murray State	W	7-5
at East Tennessee	W	4-3
at Middle Tennessee	L	5-6
at Tennessee Tech	W	7-4
at Tennessee Tech	L	3-7
Belmont	W	9-2
Middle Tennessee	L	4-14
Eastern Kentucky	W	4-3

1959

Record: 13-4

H: 6-1 • **A:** 7-3 • **N:** 0-0

Coach: Nick Denes

Hillsdale	W	8-5
Bethel	W	24-2
at Middle Tennessee	L	5-7
Kentucky Wesleyan	W	5-0
Belmont	L	7-13
Union	W	4-0
at Kentucky Wesleyan	W	17-6
Murray State	W	5-3
Middle Tennessee	W	4-0
at Murray State	L	0-5
at Austin Peay	W	17-8

at Bethel	W	9-0
at Union	W	6-5
at Eastern Kentucky	L	0-10
at Morehead State	W	6-5
at Austin Peay	W	6-5
at Belmont	W	9-0

1960

Record: 8-7-1

H: 3-4-1 • **A:** 5-3 • **N:** 0-0

Coach: Nick Denes

at Kentucky Wesleyan	L	3-9
Murray State	W	5-2
Wittenberg	L	3-4
Eastern Kentucky	T	2-2
Hillsdale	W	8-6
at Middle Tennessee	W	8-6
Bellarmine	L	2-5
at Bellarmine	W	4-3
at Belmont	L	6-8
at Austin Peay	L	1-9
Kentucky Wesleyan	W	6-3
East Tennessee	L	2-3
Middle Tennessee	L	5-8
at Tennessee Tech	W	12-4
at Morehead State	W	9-0
at Campbellsville	W	11-5

1961

Record: 9-12

H: 4-8 • **A:** 5-4 • **N:** 0-0

Coach: Nick Denes

Hillsdale	L	2-7
Hillsdale	W	5-4
at Belmont	L	0-13
Austin Peay	W	9-0
Tennessee Tech	L	0-9
Tennessee Tech	L	0-9
Kentucky Wesleyan	L	2-4
Kentucky Wesleyan	L	2-4
at Austin Peay	W	9-0
at Murray State	L	1-6
at Murray State	L	2-5
Campbellsville	L	8-9
Campbellsville	W	6-3
Bellarmine	W	4-2
at Kentucky Wesleyan	W	1-0
at Kentucky Wesleyan	W	4-0
at Tennessee Tech	W	7-5
at Tennessee Tech	L	1-8
Murray State	L	6-7
Murray State	L	8-14
at Bellarmine	W	5-4

1962

Record: 10-13 (4-7 OVC)

H: 7-3 • **A:** 3-10 • **N:** 0-0

3RD IN OVC WESTERN DIVISION

Coach: Nick Denes

Campbellsville	W	20-0
Middle Tennessee	L	1-6
Wheaton	W	4-2
at Austin Peay	L	6-7
at Tennessee Tech	L	9-19
at Tennessee Tech	W	5-2
at Campbellsville	W	8-6
at Campbellsville	W	4-3
Bellarmine	W	5-0
at Murray State	L	6-8
at Murray State	L	4-9
Kentucky Wesleyan	L	1-3
Kentucky Wesleyan	W	6-5
Tennessee Tech	W	6-1
Tennessee Tech	W	5-3
at Bellarmine	L	5-9
at Eastern Kentucky	L	3-7
at Middle Tennessee	L	3-6

at Middle Tennessee	L	1-8
Murray State	W	4-1
Murray State	L	0-4
at Kentucky Wesleyan	L	2-6
at Kentucky Wesleyan	L	2-6

1963

Record: 7-10 (3-5 OVC)

H: 5-4 • **A:** 2-6 • **N:** 0-0

3RD IN OVC WESTERN DIVISION

Coach: Dan King

Kentucky Wesleyan	L	7-8
at Tennessee Tech	L	3-4
Campbellsville	W	11-0
Campbellsville	W	8-7
Belmont	L	3-4
Middle Tennessee	W	4-2
Middle Tennessee	W	4-2
Murray State	L	1-6
Murray State	L	5-11
at Belmont	W	7-1
at Murray State	L	0-5
at Murray State	L	2-7
at Kentucky Wesleyan	L	2-3
at Middle Tennessee	W	7-5
at Middle Tennessee	L	2-8
Bellarmine	W	9-0
at Campbellsville	L	5-6

1964

Record: 8-10 (5-5 OVC)

H: 3-7 • **A:** 5-3 • **N:** 0-0

3RD IN OVC WESTERN DIVISION

Coach: Dan King

Tennessee Tech	L	2-7
Kent State	L	2-8
Middle Tennessee	L	1-2
Middle Tennessee	L	1-2
at Tennessee Tech	L	2-3
at Belmont	L	6-7
at Murray State	L	0-3
at Murray State	W	3-2
David Lipscomb	W	10-3
Kentucky Wesleyan	W	5-4
Kentucky Wesleyan	L	5-8
Belmont	W	16-6
Murray State	L	1-4
Murray State	L	2-5
at Austin Peay	W	5-4
at Austin Peay	W	3-1
at Austin Peay	W	8-7
at Austin Peay	W	13-0

1965

Record: 8-14-1 (5-7 OVC)

H: 5-4-1 • **A:** 3-10 • **N:** 0-0

3RD IN OVC WESTERN DIVISION

Coach: Gene Rhodes

at Middle Tennessee	L	2-19
at Middle Tennessee	W	6-0
Belmont	L	0-5
Austin Peay	W	2-0
Austin Peay	W	5-3
at David Lipscomb	L	5-6
at David Lipscomb	W	4-1
at Belmont	L	1-3
Tennessee Tech	W	3-1
at Kentucky Wesleyan	L	2-5
at Kentucky Wesleyan	L	2-6
Port Huron	W	5-3
Port Huron	T	4-4
at Austin Peay	L	2-4
at Austin Peay	L	7-10
at Murray State	L	0-3
at Murray State	L	1-3
Kentucky Wesleyan	L	1-12
Kentucky Wesleyan	L	1-5

at Bellarmine	W	9-7
Middle Tennessee	L	2-4
Middle Tennessee	W	1-0
at Tennessee Tech	L	6-10

1966

Record: 9-13 (4-6 OVC)

H: 7-8 • **A:** 2-5 • **N:** 0-0

4TH IN OVC WESTERN DIVISION

Coach: Jim Pickens

Bellarmine	W	12-1
at Tennessee Tech	L	2-7
St. Louis	L	5-7
Murray State	W	3-0
Murray State	W	11-9
St. Louis	L	4-18
Campbellsville	W	16-10
Middle Tennessee	L	1-2
Middle Tennessee	L	4-5
Tennessee Tech	W	12-4
at Kentucky Wesleyan	L	1-6
at Kentucky Wesleyan	W	2-1
at Murray State	L	0-5
at Murray State	L	1-2
Kentucky Wesleyan	L	4-7
Kentucky Wesleyan	W	6-5
at Austin Peay	W	5-4
at Austin Peay	L	2-11
David Lipscomb	L	7-11
David Lipscomb	L	12-14
Austin Peay	W	7-0
Austin Peay	L	1-3

1967

Record: 13-16-2 (3-7 OVC)

H: 5-7-1 • **A:** 8-9-1 • **N:** 0-0

3RD IN OVC WESTERN DIVISION

Coach: Jim Pickens

Campbellsville	W	10-2
Bellarmine	W	10-2
Tennessee Tech	L	3-12
Tennessee Tech	T	1-1
at Murray State	L	5-9
at Murray State	L	1-4
at Centre	W	14-4
at Centre	W	12-6
at St. Louis	L	2-3
at St. Louis	W	13-12
at Washington (Mo.)	L	4-13
at Middle Tennessee	W	4-1
at Middle Tennessee	L	4-5
Austin Peay	W	14-6
Austin Peay	W	2-1
at Kentucky	W	N/A
at Bellarmine	W	9-2
Middle Tennessee	L	3-4
Middle Tennessee	L	2-5
Murray State	L	5-7
Murray State	L	3-6
at Campbellsville	W	3-0
Southern Illinois	W	1-0
Southern Illinois	L	1-8
Southern Illinois	L	1-2
at Tennessee Tech	L	2-14
at Tennessee Tech	T	5-5
at Austin Peay	W	4-3
at Austin Peay	L	5-6
at David Lipscomb	L	2-7
at David Lipscomb	L	3-6

1968

Record: 13-11 (5-5 OVC)

H: 8-4 • **A:** 5-7 • **N:** 0-0

2ND IN OVC WESTERN DIVISION

Coach: Jim Pickens

Tennessee Tech	L	4-5
Tennessee Tech	L	1-9

Bellarmine	W	4-3
Campbellsville	W	15-2
Middle Tennessee	L	0-11
Middle Tennessee	L	2-4
Austin Peay	W	5-3
Austin Peay	W	4-0
at David Lipscomb	W	6-4
at David Lipscomb	L	1-6
at Murray State	W	12-4
at Murray State	W	9-6
at Southern Illinois	L	0-4
at Southern Illinois	L	2-11
at Middle Tennessee	L	3-5
at Middle Tennessee	L	3-4
David Lipscomb	W	6-5
David Lipscomb	W	5-1
Centre	W	5-4
Centre	W	3-0
at Austin Peay	W	2-0
at Austin Peay	L	6-7
at Tennessee Tech	L	4-11
at Tennessee Tech	W	7-3

1969

Record: 17-11 (10-1)

H: 10-3 • **A:** 6-8 • **N:** 1-0

OVC WESTERN DIVISION CHAMPIONS

Coach: Jim Pickens

at Middle Tennessee	W	9-0
at Centre	W	3-2
at Centre	L	1-2
(1) vs. Air Force	W	7-6
(1) at Southern Illinois	L	2-7
Kentucky Southern	W	11-0
Kentucky Southern	W	8-3
at Murray State	L	0-1
at Murray State	W	5-2
Southern Illinois	L	3-10
Southern Illinois	L	2-6
Southern Illinois	W	1-0
Murray State	W	7-6
Murray State	W	5-3
Tennessee Tech	W	2-1
Tennessee Tech	L	2-3
at Campbellsville	L	1-4
at Campbellsville	W	6-2
Austin Peay	W	9-5
Austin Peay	W	6-2
at Austin Peay	W	9-0
at Austin Peay	W	11-4
at David Lipscomb	L	0-6
at David Lipscomb	L	8-12
Middle Tennessee	W	4-1
Middle Tennessee	W	2-1
(2) at Morehead State	L	6-7
(2) at Morehead State	L	3-6
(1) Governor's Invitational (Carbon-dale, Ill.)		
(2) OVC Tournament (Morehead, Ky.)		

1970

Record: 18-16-1 (7-4 OVC)

H: 10-4 • **A:** 8-12-1 • **N:** 0-0

2ND IN OVC WESTERN DIVISION

Coach: Jim Pickens

Bellarmine	W	3-0
Bellarmine	W	11-2
at Tennessee Tech	L	0-2
at Tennessee Tech	L	4-11
at Murray State	L	2-5
at Murray State	W	7-2
at Louisville	L	2-7
at Louisville	L	7-8
at Centre	W	21-5
at Centre	W	6-5
at Middle Tennessee	W	7-4
at Middle Tennessee	T	7-7

at David Lipscomb	L	3-5
at David Lipscomb	L	9-10
at St. Louis	L	2-7
Campbellsville	L	1-2
Campbellsville	W	7-2
Murray State	W	5-3
Murray State	L	4-6
at Southern Illinois	W	9-8
at Southern Illinois	L	4-11
Middle Tennessee	W	11-8
Middle Tennessee	W	9-3
Austin Peay	W	6-2
Austin Peay	L	1-2
at Austin Peay	W	4-1
at Austin Peay	L	5-11
Belmont	W	5-2
Belmont	W	3-1
David Lipscomb	L	5-10
David Lipscomb	W	10-3
at Evansville	L	4-5
at Evansville	W	17-7
at Vanderbilt	W	2-0
at Vanderbilt	L	0-6

1971

Record: 12-17 (0-1 OVC)

H: 9-10 • **A:** 3-7 • **N:** 0-0

T-3RD IN OVC WESTERN DIVISION

Coach: Jim Pickens

at Vanderbilt	L	3-9
at Vanderbilt	L	5-9
at Louisville	L	3-4
Louisville	W	4-3
Akron	L	0-2
Akron	W	6-1
at Middle Tennessee	W	18-0
at Middle Tennessee	L	1-2
Austin Peay	L	3-5
Austin Peay	W	5-4
Eastern Kentucky	L	5-6
Eastern Kentucky	W	7-4
at Morehead State	L	4-7
at Morehead State	L	2-6
Tennessee Tech	W	5-1
at Bradley	L	0-4
Vanderbilt	L	0-6
Vanderbilt	L	1-6
Morehead State	L	1-5
Morehead State	L	2-3
Morehead State	L	5-6
Morehead State	W	5-4
at Centre	W	8-1
at Centre	W	5-3
Southern Illinois	L	3-4
Southern Illinois	L	1-2
Southern Illinois	W	7-6
Middle Tennessee	W	7-5
Middle Tennessee	W	5-4

1972

Record: 14-11

H: 10-5 • **A:** 4-6 • **N:** 0-0

NO CONFERENCE PLAY IN 1972

Coach: Jim Pickens

Wittenberg	L	4-12
at Austin Peay	W	2-1
at Austin Peay	L	0-12
Tennessee Tech	W	6-2
Tennessee Tech	L	2-8
Capital	W	8-3
Capital	W	6-5
at Vanderbilt	L	0-6
Campbellsville	W	6-4
Campbellsville	W	5-3
at Tennessee Tech	W	5-3
at Tennessee Tech	W	6-1
at Middle Tennessee	W	8-1

Austin Peay	W	4-2
Austin Peay	L	3-6
Vanderbilt	L	4-5
Centre	W	6-1
Centre	W	7-5
David Lipscomb	W	5-4
Middle Tennessee	W	6-2
at Eastern Kentucky	L	4-5
at Eastern Kentucky	L	0-1
Murray State	L	2-3
at Southern Illinois	L	3-8
at Southern Illinois	L	3-6

1972-73

Record: 21-23 (3-9 OVC)

H: 13-9 • **A:** 8-14 • **N:** 0-0

4TH IN OVC WESTERN DIVISION

Coach: Jim Pickens

Fall

Eastern Kentucky	L	4-5
Eastern Kentucky	W	7-0
at Eastern Kentucky	W	3-2
at Eastern Kentucky	L	0-1
at Tennessee Tech	W	3-1
at Tennessee Tech	W	11-5
Morehead State	W	5-4
Morehead State	L	1-2
Middle Tennessee	W	10-4
Middle Tennessee	W	3-2
Tennessee Tech	W	2-1
Tennessee Tech	W	7-1
Murray State	L	0-2
Murray State	L	3-9
at Austin Peay	L	1-2
at Austin Peay	W	5-2

Spring

Louisville	L	8-9
Louisville	W	7-2
at David Lipscomb	L	0-13
at David Lipscomb	L	1-4
at Middle Tennessee	L	1-2
at Middle Tennessee	L	0-1
at Tennessee Tech	L	2-3
at Tennessee Tech	W	1-0
Campbellsville	W	6-1
Campbellsville	W	10-2
Bellarmine	L	5-7
Bellarmine	W	8-0
Austin Peay	L	2-3
Austin Peay	L	3-4
at Vanderbilt	L	4-5
at Vanderbilt	L	5-9
Tennessee Tech	W	3-0
Tennessee Tech	W	7-4
at Murray State	L	2-12
at Murray State	L	0-3
at Campbellsville	W	5-1
at Campbellsville	W	7-0
at Bellarmine	L	0-2
at Bellarmine	L	4-5
at Louisville	W	3-0
at Louisville	L	3-7
Kentucky Wesleyan	W	5-4
Kentucky Wesleyan	L	2-6

1973-74

Record: 30-18-1 (6-6 OVC)

H: 17-10 • **A:** 13-8-1 • **N:** 0-0

3RD IN OVC WESTERN DIVISION

Coach: Jim Pickens

Fall

Kentucky Wesleyan	W	3-0
Kentucky Wesleyan	W	8-2
at Eastern Kentucky	W	8-1
at Eastern Kentucky	T	1-1
at Kentucky Wesleyan	W	6-1
at Kentucky Wesleyan	L	3-4

at Tennessee Tech	W	8-6
at Tennessee Tech	L	3-5
Eastern Kentucky	W	8-1
Eastern Kentucky	W	5-2
Tennessee Tech	W	8-6
Tennessee Tech	L	3-5
at Middle Tennessee	W	2-1
at Middle Tennessee	L	5-10
at Murray State	W	6-1
at Murray State	L	2-8
Morehead State	W	11-10
Morehead State	L	6-8
Austin Peay	L	3-5
Austin Peay	W	4-3

Spring

Vanderbilt	L	1-7
Vanderbilt	W	9-3
David Lipscomb	W	4-3
David Lipscomb	L	4-6
Louisville	W	4-3
Louisville	W	9-8
at Louisville	W	14-7
at Louisville	W	6-1
Bellarmine	W	1-0
Bellarmine	W	5-4
at David Lipscomb	L	1-9
at David Lipscomb	W	8-3
Union (Tenn.)	W	7-6
Murray State	L	3-9
Murray State	W	5-3
at Centre	L	4-7
at Centre	W	10-2
at Austin Peay	L	8-15
at Austin Peay	W	6-3
Kentucky Wesleyan	W	13-7
Kentucky Wesleyan	L	4-6
Middle Tennessee	W	8-7
Middle Tennessee	L	2-8
at Kentucky Wesleyan	W	11-5
at Kentucky Wesleyan	W	13-6
at Bellarmine	L	7-8
at Bellarmine	W	7-6
Southern Illinois	L	4-8
Southern Illinois	L	1-8

1974-75

Record: 21-26 (4-7 OVC)

H: 15-9 • **A:** 6-17 • **N:** 0-0

3RD IN OVC WESTERN DIVISION

Coach: Jim Pickens

Fall

Kentucky Wesleyan	W	4-2
Kentucky Wesleyan	W	8-2
Campbellsville	W	6-1
Campbellsville	W	3-2
at Kentucky Wesleyan	W	6-5
at Kentucky Wesleyan	L	1-6
Indiana State-Evansville	W	2-1
Indiana State-Evansville	W	6-2
Eastern Kentucky	W	7-3
Eastern Kentucky	L	3-4
Evansville	L	1-2
Evansville	W	1-0
Middle Tennessee	W	6-2
Middle Tennessee	W	2-1
at Campbellsville	W	17-6
at Campbellsville	W	16-7
Murray State	L	2-11
Murray State	L	2-3
at Austin Peay	L	2-9
at Austin Peay	W	4-3

Spring

at Eastern Kentucky	L	4-5
at Eastern Kentucky	L	10-11
at Louisville	L	2-12
at Louisville	L	3-8

YEAR-BY-YEAR RESULTS

Louisville	L	3-4
Louisville	L	5-6
Vanderbilt	L	6-8
Vanderbilt	W	5-4
at Kentucky	L	2-6
at Kentucky	L	1-2
at Murray State	L	9-10
at Murray State	L	3-17
at Union (Tenn.)	W	5-0
at Union (Tenn.)	W	19-7
Austin Peay	L	7-10
Austin Peay	W	6-0
at Vanderbilt	L	1-5
at Vanderbilt	L	4-12
at David Lipscomb	L	10-22
at David Lipscomb	L	1-5
Bellarmine	W	7-1
Bellarmine	L	0-3
at Middle Tennessee	L	1-3
Centre	W	8-0
Centre	W	3-2
at Southern Illinois	L	1-6
at Southern Illinois	L	4-5

1975-76

Record: 12-24 (2-8 OVC)

H: 7-5 • **A:** 5-19 • **N:** 0-0

4TH IN OVC WESTERN DIVISION

Coach: Jim Pickens

Fall

at Kentucky Wesleyan	L	1-6
at Kentucky Wesleyan	L	2-3
at Indiana State-Evansville	L	4-6
at Indiana State-Evansville	W	7-3
Kentucky Wesleyan	W	5-4
Kentucky Wesleyan	W	17-6
Indiana State-Evansville	W	10-2
Indiana State-Evansville	W	5-1

Spring

at Valdosta State	L	3-8
at Valdosta State	L	1-5
at Virginia	W	5-3
at Mercer	L	3-5
at Jacksonville	L	5-6
at Jacksonville	L	5-6
at Vanderbilt	L	7-8
Vanderbilt	W	8-2
at Louisville	W	12-11
at Louisville	L	4-26
Murray State	L	1-5
at Murray State	L	0-5
David Lipscomb	L	4-7
David Lipscomb	W	6-4
at Middle Tennessee	L	3-5
at Middle Tennessee	L	3-5
at Middle Tennessee	L	0-3
at Middle Tennessee	L	3-4
at Austin Peay	W	7-0
at Austin Peay	W	2-1
at Murray State	L	4-6
at Murray State	L	4-10
Southern Illinois	L	4-6
Southern Illinois	L	3-6
Kentucky Wesleyan	L	0-4
Kentucky Wesleyan	W	7-0
at Kentucky Wesleyan	L	4-5
at Kentucky Wesleyan	L	6-7

1977

Record: 20-23-1 (2-10 OVC)

H: 10-8 • **A:** 10-15-1 • **N:** 0-0

4TH IN OVC WESTERN DIVISION

Coach: Barry Shollenberger

at Campbellsville	W	20-0
at Mercer	L	3-8
at Tennessee Tech	W	7-1
at Mercer	L	6-7

at Tennessee Tech	W	6-0
at Valdosta State	L	2-4
at Mercer	L	4-9
at Gerogia Southwestern	W	2-1
at Jacksonville State	L	1-8
at Louisville	L	3-4
Evansville	L	10-13
at Austin Peay	L	0-5
at Austin Peay	W	7-4
Western Michigan	W	3-2
Louisville	L	3-4
Louisville	L	4-5
at Kentucky Wesleyan	W	11-8
at Kentucky Wesleyan	W	10-0
David Lipscomb	W	8-2
Indiana-Purdue	W	11-3
Murray State	L	1-4
Middle Tennessee	L	1-5
Middle Tennessee	L	2-5
Bellarmine	W	5-3
Bellarmine	W	10-5
at Middle Tennessee	L	0-3
at Middle Tennessee	L	1-5
at Bellarmine	W	8-7
at Bellarmine	W	13-6
Kentucky Wesleyan	W	9-6
Kentucky Wesleyan	L	0-2
Austin Peay	W	5-2
Austin Peay	L	1-3
at David Lipscomb	L	5-7
at Evansville	L	5-6
at Murray State	L	2-10
at Murray State	L	6-12
at Vanderbilt	W	7-5
at Vanderbilt	T	3-3
at Southern Illinois	L	0-7
Trevecca	W	8-1
Eastern Kentucky	W	4-3
Eastern Kentucky	W	9-3
at Murray State	L	12-13

1978

Record: 26-19-1 (8-3-1 OVC)

H: 17-8-1 • **A:** 10-5-1 • **N:** 0-0

OVC WESTERN DIVISION CHAMPIONS

Coach: Barry Shollenberger

at Georgia Southern	W	8-3
at Miami (Fla.)	L	2-3
at Florida State	L	4-13
at Florida State	L	3-16
Ohio	W	13-11
at Columbus (Ga.)	L	2-3
Iowa	W	8-7
Iowa	W	8-5
Grand Valley State	W	11-6
Grand Valley State	L	4-9
Eastern Illinois	W	11-8
Eastern Illinois	L	1-5
Eastern Illinois	L	4-10
at Louisville	L	2-10
at Louisville	W	15-10
Evansville	W	5-0
Murray State	W	3-2
Murray State	W	4-3
Kentucky Wesleyan	W	12-3
Kentucky Wesleyan	W	14-0
at Middle Tennessee	W	12-1
at Middle Tennessee	W	6-5
Indiana-Purdue	W	9-0
Campbellsville	W	15-4
Middle Tennessee	W	2-0
Middle Tennessee	W	7-1
Tennessee State	W	16-4
at Austin Peay	L	7-10
at Austin Peay	W	7-3
at David Lipscomb	L	8-9
at Murray State	L	2-6

at Murray State	W	7-4
Austin Peay	L	0-2
Austin Peay	T	2-2
at Morehead State	L	2-9
at Morehead State	L	10-14
at Kentucky	W	4-2
David Lipscomb	W	12-8
Southern Illinois	L	6-7
Southern Illinois	L	7-10
at Trevecca	L	0-5
at Kentucky Wesleyan	W	17-0
at Kentucky Wesleyan	W	10-0
(1) East Tennessee	W	8-4
(1) East Tennessee	L	2-3
(1) East Tennessee	L	5-7

(1) OVC Tournament (Bowling Green, Ky.)

1979

Record: 31-22-1 (10-10 OVC)

H: 18-8-1 • **A:** 13-14 • **N:** 0-0

5TH IN OVC STANDINGS

Coach: Barry Shollenberger

M7 at Alabama	L	2-9
M7 at Alabama	W	10-1
M8 at Auburn	L	1-17
M9 at Columbus (Ga.)	W	6-1
M9 at Columbus (Ga.)	W	7-2
M10 at Georgia Southern	L	3-23
M11 at Jacksonville	W	13-5
M12 at Florida	L	2-3
M13 at Florida	L	3-4
M15 at Canisius	W	17-4
M16 at South Florida	L	1-4
M17 at Florida State	L	4-14
M26 Ferris State	W	9-1
M26 Ferris State	W	6-1
M27 Ferris State	W	7-3
M27 Ferris State	W	4-3
M29 Eastern Illinois	W	4-0
M29 Eastern Illinois	W	7-1
M30 Eastern Illinois	W	9-4
M31 at Middle Tennessee	L	4-5
M31 at Middle Tennessee	L	1-7
A3 Louisville	W	6-2
A3 Louisville	L	1-2
A6 David Lipscomb	L	3-10
A6 David Lipscomb	L	6-10
A7 Eastern Kentucky	W	3-0
A7 Eastern Kentucky	L	3-4
A8 at Austin Peay	L	2-3
A11 Murray State	W	1-0
A11 Murray State	T	5-5
A4 Middle Tennessee	W	4-1
A14 Middle Tennessee	W	2-0
A17 at Louisville	W	4-2
A17 at Louisville	W	4-3
A18 at Tennessee Tech	W	11-1
A18 at Tennessee Tech	W	15-0
A19 Northeastern Illinois	W	12-0
A19 Northeastern Illinois	W	10-7
A20 Northeastern Illinois	W	13-3
A21 at Morehead State	L	12-13
A21 at Morehead State	L	7-11
A22 at Eastern Kentucky	W	16-6
A22 at Eastern Kentucky	W	12-1
A24 Kentucky Wesleyan	W	6-3
A24 Kentucky Wesleyan	L	2-7
A25 Austin Peay	W	7-1
A25 Austin Peay	L	3-4
A28 Morehead State	W	6-4
A28 Morehead State	L	4-7
A29 at Murray State	L	4-10
A29 at Murray State	L	2-3
M1 at Ky. Wesleyan	W	13-7
M1 vs. St. Joseph's (Ind.)	W	13-6
M2 Kentucky	L	1-2

1980

Record: 47-13-1 (17-3 OVC)

H: 24-4-1 • **A:** 18-9 • **N:** 5-0

OVC CHAMPIONS

NCAA TOURNAMENT

Coach: Joel Murrie

M9 Evansville	W	4-2
M9 Evansville	T	4-4
M15 (1) vs. Ky. Wesleyan	W	12-1
M15 (1) vs. Ky. Wesleyan	W	17-0
M16 at Valdosta State	L	0-10
M16 at Valdosta State	W	7-3
M17 at Florida	L	7-8
M18 at Florida	L	15-16
M19 at South Florida	W	5-2
M20 at Tampa	L	9-14
M21 vs. Ill. Benedictine	W	10-0
M21 at Valdosta State	W	8-6
M22 at Columbus (Ga.)	W	13-4
M22 at Columbus (Ga.)	L	5-6
M23 at Troy State	W	4-3
M27 Indiana Southeast	W	14-5
M29 at Middle Tennessee	W	3-0
M29 at Middle Tennessee	W	5-1
A1 Louisville	W	8-3
A1 Louisville	W	3-2
A2 at Ky. Wesleyan	W	7-2
A2 at Ky. Wesleyan	W	4-0
A3 McKendree	W	1-0
A4 McKendree	W	18-4
A4 McKendree	W	3-1
A5 Eastern Kentucky	W	4-1
A5 Eastern Kentucky	W	20-0
A6 at Austin Peay	W	5-4
A6 at Austin Peay	W	9-8
A7 Quincy (Ill.)	W	14-4
A7 Quincy (Ill.)	W	6-1
A9 Thomas More	W	20-3
A9 Thomas More	W	7-1
A10 Murray State	L	0-5
A10 Murray State	L	6-8
A12 Middle Tennessee	W	6-1
A12 Middle Tennessee	W	5-2
A17 at Tennessee Tech	W	9-3
A17 at Tennessee Tech	W	7-3
A19 at Morehead State	W	20-4
A19 at Morehead State	W	14-11
A20 at Eastern Kentucky	W	6-5
A20 at Eastern Kentucky	W	12-8
A22 at Kentucky	L	0-3
A22 at Kentucky	L	5-6
A24 Austin Peay	W	5-3
A24 Austin Peay	W	16-1
A26 Morehead State	W	9-2
A26 Morehead State	L	4-9
A30 Kentucky	W	10-6
M1 (2) Middle Tennessee	L	5-8
M2 (2) Morehead State	W	1-0
M2 (2) Middle Tennessee	W	8-2
M3 (2) Murray State	W	10-5
M3 (2) Murray State	W	11-8
M6 Campbellsville	W	12-11
M8 at David Lipscomb	W	10-7
M22 (3) vs. Vanderbilt	W	15-4
M24 (3) at Florida State	L	7-19
M24 (3) vs. New Orleans	W	4-3
M25 (3) at Florida State	L	5-10

(1) Valdosta, Ga.

(2) OVC Tournament (Bowling Green, Ky.)

(3) NCAA South Regional (Tallahassee, Fla.)

1981

Record: 41-18 (9-3 OVC)

H: 22-7 • **A:** 15-10 • **N:** 4-1

OVC NORTHERN DIVISION CHAMPIONS

Coach: Joel Murrie

M6 at UAB	L	1-5
M7 at Albion College	W	17-0
M8 at North Alabama	W	14-1
M8 at North Alabama	W	4-2
M9 (1) vs. Marietta (Ga.)	L	6-9
M10 (2) vs. Olivet	W	2-1
M11 (1) vs. Missouri	W	5-4
M11 (1) vs. Butler	W	7-2
M12 (1) vs. Valparaiso	W	6-0
M13 at Troy State	L	5-10
M14 at Alabama	L	8-13
M15 at Alabama	L	1-2
M18 at Ind. State-Evans.	W	7-4
M18 at Ind. State-Evans.	L	7-8
M19 Wayne State	W	15-8
M19 Wayne State	W	11-3
M20 Wayne State	W	19-2
M20 Wayne State	W	8-3
M21 vs. Iowa	W	9-1
M21 at Murray State	W	13-11
M23 at David Lipscomb	L	0-4
M24 at Kentucky	L	3-8
M26 Aurora	W	8-5
M26 Aurora	W	7-0
M28 Aurora	W	10-0
M28 Aurora	W	12-1
M29 Austin Peay	L	1-9 (f)
M31 Louisville	W	5-2
M31 Louisville	W	5-2
A2 Tennessee State	L	2-10
A5 Akron	W	3-2
A5 Akron	W	13-2
A6 Alabama	W	10-8
A7 Kentucky Wesleyan	W	7-3
A7 Kentucky Wesleyan	W	9-0
A8 at Indiana Southeast	W	14-10
A8 at Indiana Southeast	L	2-6
A11 at Eastern Kentucky	W	3-1
A11 at Eastern Kentucky	W	18-6
A12 at Morehead State	W	20-10
A13 Evansville	W	7-2
A13 Evansville	W	10-0
A14 at Louisville	W	11-3
A14 at Louisville	L	8-11
A16 Eastern Kentucky	L	0-4
A17 Eastern Kentucky	W	11-6
A18 Morehead State	W	5-0
A18 Morehead State	W	7-3
A21 Kentucky	L	4-6
A21 Kentucky	L	1-7
A25 at Akron	L	4-5
A25 at Akron	W	7-6
A26 at Morehead State	L	6-17
A28 at Kentucky Wesleyan	W	15-5
A28 at Kentucky Wesleyan	W	14-2
A30 (3) Austin Peay	L	9-12(f)
A30 (3) Eastern Kentucky	L	8-11
M4 at Campbellsville	W	11-4
M5 at Alabama	L	1-9

1982

Record: 37-10 (11-3 OVC)
H: 22-7 • **A:** 15-3 • **N:** 0-0

OVC SOUTHERN DIVISION CHAMPIONS

Coach: Joel Murrie

M6 at Georgia Tech	L	5-8
M7 at Georgia Tech	W	6-3
M9 at Alabama	W	9-4
M10 at Alabama	W	5-2
M12 St. Xavier (Ill.)	W	3-0

M12 St. Xavier (Ill.)	W	6-1
M13 St. Xavier (Ill.)	L	6-9
M14 Indiana	W	9-1
M17 Indiana Southeast	W	10-0
M17 Indiana Southeast	W	7-0
M19 Cleveland State	W	2-0
M20 Indiana State	L	4-8
M20 Indiana State	W	7-6
M21 Indiana St.-Evans.	W	11-3
M21 Indiana St.-Evans.	W	12-3
M23 at Evansville	L	5-6
M23 at Evansville	W	9-1
M26 Aurora College	W	12-0
M26 Aurora College	W	16-4
M27 Aurora College	W	6-3
M27 Aurora College	W	16-2
M28 Grand Valley State	L	7-8
M29 at Louisville	W	12-2
M29 at Louisville	W	9-7
A1 Austin Peay	W	6-5
A1 Austin Peay	W	4-3
A3 at Tennessee Tech	W	19-0
A3 at Tennessee Tech	W	9-4
A7 at Middle Tennessee	W	5-2
A7 at Middle Tennessee	L	1-5
A10 Tennessee Tech	W	3-0
A10 Tennessee Tech	L	4-5
A12 at Ky. Wesleyan	W	7-3
A12 at Ky. Wesleyan	W	20-0
A13 Kentucky Wesleyan	W	13-2
A13 Kentucky Wesleyan	W	3-2
A15 at Murray State	W	9-5
A15 at Murray State	W	6-5
A18 Middle Tennessee	L	0-3
A18 Middle Tennessee	W	5-4
A21 at Austin Peay	W	7-0
A21 at Austin Peay	W	2-1
A23 Tennessee State	W	16-3
A30 (1) Morehead State	L	5-6
M1 (1) Eastern Kentucky	W	6-3
M1 (1) Morehead State	W	9-4
M2 (1) Middle Tennessee	L	6-9

1983

Record: 26-22 (6-10 SBC)
H: 13-11 • **A:** 12-10 • **N:** 1-1

3RD IN SBC WEST DIVISION

Coach: Joel Murrie

F26 Ball State	L	5-6
F26 Ball State	W	9-4
M3 Middle Tennessee	W	4-3
M4 at Georgia State	L	5-10
M6 at Central Florida	W	8-2
M7 at Central Florida	L	0-1
M8 at Central Florida	W	5-3
M9 at Central Florida	L	10-11
M10 (1) vs. Temple	L	7-12
M11 (1) vs. Temple	W	6-5
M12 at South Florida*	W	5-2
M12 at South Florida*	L	2-3
M13 at South Florida*	L	7-11
M15 Bellarmine	W	6-5
M15 Bellarmine	L	0-5
M16 at Middle Tennessee	W	11-8
M17 Huntington College	W	13-8
M19 Illinois State	L	6-8
M20 Huntington College	W	17-9
M20 Huntington College	W	15-10
M23 Vanderbilt	L	2-3
M24 Ferris State	L	4-11
M24 Ferris State	L	8-9
M26 South Alabama*	L	1-7
M27 South Alabama*	W	12-10
M27 South Alabama*	L	4-14
M28 Kentucky Wesleyan	W	7-0(f)

M28 Kentucky Wesleyan	W	7-0(f)
M30 at Tennessee State	W	5-4
M31 Austin Peay	L	4-5
A4 at Indiana State	W	9-8
A4 at Indiana State	L	1-4
A9 at UAB*	L	5-11
A9 at UAB*	W	9-2
A10 at UAB*	W	9-7
A12 at Austin Peay	W	21-15
A14 at Vanderbilt	W	8-1
A16 at South Alabama*	L	6-7
A16 at South Alabama*	L	2-8
A17 at South Alabama*	L	5-7
A21 Campbellsville	W	5-4
A24 UAB*	L	7-9
A24 UAB*	W	10-7
A28 Tennessee State	W	14-5
M1 South Florida*	L	3-5
M1 South Florida*	W	5-0
M8 at Louisville	W	10-9
M8 at Louisville	W	5-3

* Sun Belt Conference Game
(1) Tampa, Fla.
(f) Forfeit

1984

Record: 23-29-2 (6-10 SBC)
H: 13-12-1 • **A:** 8-16-1 • **N:** 2-1

4TH IN SBC WEST DIVISION

Coach: Joel Murrie

F25 IUPUI	W	5-2
F25 IUPUI	W	8-4
F26 IUPUI	W	7-4
F26 IUPUI	L	3-5
M2 at Troy State	L	8-13
M3 at Troy State	L	4-10
M4 at Washington (Mo.)	W	3-0
M5 (1) vs. Villanova	W	6-4
M6 (1) vs. St. Josephs (Pa)	L	0-4
M6 at Rollins	T	8-8
M7 (1) vs. LaSalle	W	16-4
M8 at Central Florida	L	2-12
M9 at South Florida*	W	8-5
M10 at South Florida*	W	2-1
M11 at South Florida*	L	1-5
M14 Middle Tennessee	L	1-4
M15 at Bellarmine	L	4-7
M16 Illinois State	W	5-4
M16 Xavier	L	3-8
M18 Illinois State	L	4-5
M18 Illinois State	L	1-8
M24 at South Alabama*	L	10-11
M24 at South Alabama*	L	4-10
M25 at South Alabama*	L	2-5
M27 Vanderbilt	W	7-6
M29 at Austin Peay	L	1-2
M31 Eastern Kentucky	W	5-3
M31 Eastern Kentucky	L	4-8
A2 Indiana State	W	3-2
A2 Indiana State	T	2-2
A4 Louisville	L	8-13
A4 Louisville	L	1-2
A7 at UAB*	L	0-1
A8 at UAB*	L	3-5
A9 at Samford	W	11-5
A10 at Louisville	L	2-12
A10 at Louisville	W	14-9
A11 Austin Peay	W	13-9
A12 Tennessee State	W	21-1
A14 South Alabama*	L	4-9
A14 South Alabama*	L	11-12
A15 South Alabama*	L	8-12
A17 at Cumberland (Tenn.)	W	5-2
A17 at Cumberland (Tenn.)	W	1-0
A18 at Tennessee State	W	3-0
A21 UAB*	W	5-2
A21 UAB*	W	6-5

A22 UAB*	W	14-12
A25 at Vanderbilt	L	7-8
A26 at Cumberland (Tenn.)	L	4-5
A28 South Florida*	L	4-5
A28 South Florida*	W	7-3
M6 at Eastern Kentucky	L	1-4
M6 at Eastern Kentucky	L	4-7

* Sun Belt Conference Game
(1) Orlando, Fla.

1985

Record: 43-20 (14-4 SBC)
H: 24-6 • **A:** 17-10 • **N:** 2-4

SBC WEST DIVISION CHAMPIONS

Coach: Joel Murrie

F23 at Georgia	W	4-3
F24 at Georgia	W	9-4
F28 at Cumberland (Tenn.)	W	11-2
F28 at Cumberland (Tenn.)	W	3-2
M1 Middle Tennessee	W	12-1
M2 Middle Tennessee	W	13-9
M7 Evansville	W	3-1
M7 Evansville	L	2-8
M9 (1) at Troy State	L	5-8
M10 (1) at Troy State	W	19-3
M11 at Florida State	L	5-11
M11 at Florida State	W	10-6
M13 (2) vs. Valparaiso	L	5-6
M14 (3) vs. Marietta (Ga.)	L	4-5
M15 at South Alabama*	W	16-1
M17 at South Alabama*	W	2-1
M17 at South Alabama*	L	5-6
M19 Tennessee	W	4-3
M20 Tennessee	W	11-4
M21 Vanderbilt	L	9-16
M22 Huntington (Ind.)	W	10-2
M23 Huntington (Ind.)	W	15-1
M24 Bowling Green State	W	2-1
M26 at Vanderbilt	L	3-8
M29 at South Florida*	W	6-5
M30 at South Florida*	L	6-11
M31 at South Florida*	W	9-0
A2 Indiana State	W	4-0
A2 Indiana State	L	6-16
A3 at Austin Peay	W	5-3
A4 Middle Tennessee	W	7-6
A5 St. Mary's (Minn.)	W	4-1
A6 UAB*	W	7-6
A6 UAB*	W	7-3
A7 UAB*	W	8-0
A8 Cumberland (Tenn.)	L	5-13
A10 Samford	W	5-2
A10 Samford	W	9-1
A11 Bellarmine	W	5-4
A12 South Alabama*	W	10-3
A13 South Alabama*	W	15-9
A14 South Alabama*	L	10-13
A16 at Middle Tennessee	W	8-4
A18 Cumberland (Tenn.)	W	6-1
A20 at UAB*	L	1-12
A20 at UAB*	W	10-7
A21 at UAB*	W	11-8
A22 at Samford	W	8-5
A23 at Louisville	W	19-15
A24 at Indiana State	L	5-7
A24 at Indiana State	W	6-5
A25 Louisville	W	7-6
A27 South Florida*	W	10-4
A28 South Florida*	W	11-5
A29 South Florida	W	13-7
A30 at Morehead State	L	4-8
M3 Kentucky	L	4-7
M4 (4) vs. Kentucky	L	4-5
M5 at Kentucky	L	3-4
M12 (5) vs. Jacksonville	L	10-11
M13 (5) vs. South Florida	W	8-6
M13 (5) vs. Jacksonville	W	7-4

YEAR-BY-YEAR RESULTS

M14 (5) at Old Dominion L 10-11
 * Sun Belt Conference Game
 (1) Dothan, Ala.
 (2) Panama City, Fla.
 (3) Paintsville, Ky.
 (4) Elizabethtown, Ky.
 (5) Sun Belt Tournament (Norfolk, Va.)

1986

Record: 29-31-1 (4-13 SBC)
H: 19-7-1 • **A:** 7-22 • **N:** 3-2
4TH IN SBC WEST DIVISION

Coach: Joel Murrie

F21 at Alabama L 5-22
 F22 at Alabama W 13-12
 F23 at Alabama L 5-8
 M1 at Cumberland (Tenn.) L 2-3
 M1 at Cumberland (Tenn.) W 4-3
 M2 Middle Tennessee W 2-1
 M3 Lincoln (Mo.) W 12-8
 M4 at David Lipscomb W 12-5
 M5 Lincoln (Mo.) W 14-1
 M5 Lincoln (Mo.) W 14-0
 M7 at Georgia Tech L 8-10
 M8 at Jacksonville L 6-10
 M9 at Jacksonville L 11-12
 M10 at Jacksonville L 3-11
 M11 (1) vs. SMS W 15-0
 M12 (1) vs. SMS L 5-6
 M14 at South Florida* L 4-8
 M16 at South Florida* L 2-4
 M16 at South Florida* L 1-2
 M21 at South Alabama* L 1-3
 M22 at South Alabama* L 5-8
 M23 at South Alabama* L 4-7
 M25 David Lipscomb T 3-3
 M26 at Bellarmine W 6-4
 M28 at Middle Tennessee W 8-7
 M29 at UAB* L 2-5
 M29 at UAB* L 4-7
 M30 at UAB* L 4-8
 A1 Vanderbilt L 3-6
 A3 Middle Tennessee W 3-2
 A4 South Florida* L 3-6
 A5 South Florida* L 1-5
 A5 South Florida* L 10-11
 A8 Bellarmine W 14-5
 A9 at Tennessee L 2-5
 A11 South Alabama* W 8-4
 A12 South Alabama* W 10-6
 A13 South Alabama* W 10-9
 A15 at Austin Peay L 5-6
 A16 Cumberland (Tenn.) W 11-8
 A17 at Louisville L 1-4
 A19 UAB* W 3-2
 A19 UAB* L 3-6
 A23 Franklin (Ind.) W 9-0(f)
 A23 Franklin (Ind.) W 9-0(f)
 A28 at Tennessee Tech W 3-2
 A29 Austin Peay W 7-2
 A30 at Vanderbilt L 8-13
 M1 at Evansville W 8-6
 M1 at Evansville L 1-3
 M2 Tennessee Tech L 5-7
 M3 Morehead State W 8-4
 M3 Morehead State W 11-2
 M4 Morehead State W 7-6
 M10 Columbus (Ga.) W 10-2
 M10 Columbus (Ga.) L 2-4
 M11 Columbus (Ga.) W 7-3
 M13 (2) vs. Jacksonville W 7-5
 M14 (2) vs. Old Dominion W 5-0
 M15 (2) at South Florida L 1-9
 M16 (2) vs. Old Dominion L 3-17
 * Sun Belt Conference Game
 (1) Jacksonville, Fla.

(2) Sun Belt Tournament (Tampa, Fla.)
 (f) Forfeit

1987

Record: 28-28 (9-9 SBC)
H: 17-5 • **A:** 10-19 • **N:** 1-4
T-2ND IN SBC WEST DIVISION

Coach: Joel Murrie

F20 at Alabama W 10-4
 F21 at Alabama L 5-6
 F25 David Lipscomb W 10-2
 M2 at Middle Tennessee L 4-7
 M3 Cumberland (Tenn.) W 10-5
 M4 Middle Tennessee W 11-5
 M5 at Bellarmine W 6-1
 M7 at Houston W 4-1
 M7 at Houston W 5-3
 M8 at Houston L 5-6
 M9 at Houston W 3-2
 M10 at Texas A&M W 4-1
 M11 at Texas L 6-18
 M12 at Baylor L 5-11
 M13 at Baylor L 6-8
 M14 at Arkansas L 3-8
 M15 at Arkansas L 2-5
 M20 Illinois L 7-10
 M21 Illinois L 4-6
 M22 Illinois W 12-9
 M23 Cumberland (Tenn.) W 7-4
 M24 Bellarmine W 4-1
 M28 at UAB* L 3-4
 M28 at UAB* L 5-6
 M29 at UAB* L 2-3
 A1 at Cumberland (Tenn.) W 17-3
 A3 at South Florida* L 1-3
 A4 at South Florida* L 0-4
 A5 at South Florida* W 12-11
 A7 Vanderbilt L 5-11
 A8 at Middle Tennessee L 4-5
 A10 South Alabama* W 14-8
 A11 South Alabama* W 3-1
 A12 South Alabama* W 14-5
 A17 USC Upstate W 6-3
 A18 UAB* W 4-0
 A18 UAB* W 9-8
 A19 UAB* L 5-10
 A21 at Vanderbilt L 0-6
 A22 at Tennessee Tech L 3-12
 A24 at South Alabama* L 5-14
 A25 at South Alabama* L 6-7
 A26 at South Alabama* L 2-6
 A28 Evansville W 10-9
 A28 Evansville L 5-14
 A29 Austin Peay W 10-8
 M1 South Florida* W 11-10
 M2 South Florida* W 13-6
 M3 South Florida* W 9-6
 M9 (1) vs. NC State L 0-4
 M10 at UNC Charlotte W 9-4
 M11 (1) vs. Memphis State L 3-13
 M14 (2) at Old Dominion W 8-4
 M15 (2) vs. South Alabama W 8-2
 M16 (2) vs. South Alabama L 3-9
 M16 (2) vs. South Alabama L 11-16
 * Sun Belt Conference Game
 (1) Charlotte, N.C.
 (2) Sun Belt Tournament (Norfolk, Va.)

1988

Record: 43-21 (14-4 SBC)
H: 27-9 • **A:** 16-12 • **N:** 0-0

SBC WEST DIVISION CHAMPIONS

Coach: Joel Murrie

F14 at Samford W 14-7
 F20 at Alabama L 0-7
 F21 at Alabama L 3-9

F23 Louisville W 9-8
 F24 at Middle Tennessee L 3-4
 F27 Morehead State W 11-10
 F27 Morehead State W 9-2
 F28 Morehead State W 11-0
 M1 at Southern Indiana W 9-6
 M2 Southern Indiana W 4-2
 M5 at Houston L 1-9
 M6 at Houston W 5-3
 M7 at Houston W 8-5
 M11 at Rice L 2-8
 M12 at Rice L 11-14
 M15 St. Louis W 3-0
 M15 St. Louis W 8-1
 M15 St. Louis W 9-0 (f)
 M16 at Bellarmine L 5-6
 M17 at Cumberland (Tenn.) W 17-5
 M19 Xavier W 15-13
 M20 Xavier W 6-5
 M20 Xavier W 3-1
 M21 at David Lipscomb L 2-4
 M22 Cumberland (Tenn.) W 11-6
 M23 Eastern Kentucky L 8-9
 M24 at Eastern Kentucky W 9-2
 M26 Eastern Illinois L 5-7
 M27 Eastern Illinois W 6-3
 M27 Eastern Illinois W 7-6
 M28 Samford W 12-2
 M29 Bellarmine W 11-5
 A1 at South Alabama* W 7-4
 A3 at South Alabama* L 1-11
 A3 at South Alabama* L 3-7
 A5 at Austin Peay W 26-13
 A6 at Vanderbilt L 5-6
 A7 Kentucky L 3-7
 A9 UAB* W 10-1
 A9 UAB* W 7-5
 A10 UAB* W 9-4
 A12 Middle Tennessee L 2-6
 A13 Vanderbilt L 6-10
 A15 at South Florida* W 6-4
 A16 at South Florida* W 8-6
 A17 at South Florida* W 11-8
 A19 Austin Peay W 20-7
 A20 at Louisville W 28-12
 A21 at Kentucky W 18-5
 A23 at UAB* W 9-6
 A23 at UAB* W 10-2
 A24 at UAB* W 8-5
 A26 Evansville W 5-4
 A27 at Evansville L 3-18
 A29 South Alabama* W 17-9
 A30 South Alabama* W 13-7
 M1 South Alabama* L 10-12
 M6 South Florida* W 9-8
 M7 South Florida* W 8-7
 M8 South Florida* L 4-5
 M18 (1) UNC Charlotte W 10-2
 M19 (1) South Alabama W 7-1
 M20 (1) VCU L 3-4
 M20 (1) Jacksonville L 4-6
 * Sun Belt Conference Game
 (1) SBC Tournament (Bowling Green, Ky.)

1989

Record: 24-34 (5-13 SBC)
H: 18-11 • **A:** 6-20 • **N:** 0-3

4TH IN SBC WEST DIVISION

Coach: Joel Murrie

F11 at Coastal Carolina L 3-10
 F12 at Coastal Carolina L 7-16
 F25 Northeastern Illinois W 12-2
 F25 Northeastern Illinois W 7-0
 F26 Northeastern Illinois W 9-3
 M1 Middle Tennessee W 3-1
 M7 at Houston L 1-5

M7 at Houston W 5-4
 M8 at Houston L 5-6
 M9 at Rice L 7-8
 M10 at Rice L 1-3
 M11 at Rice L 4-6
 M14 at Cumberland (Tenn.) W 9-8
 M15 Eastern Kentucky W 6-2
 M16 Kentucky W 7-4
 M18 (1) vs. Illinois L 6-7
 M19 (1) vs. Illinois L 1-4
 M19 (1) vs. Illinois L 1-6
 M22 Middle Tennessee L 5-7
 M23 Cumberland (Tenn.) L 3-10
 M25 Eastern Illinois W 9-0
 M25 Eastern Illinois W 2-1
 M26 Eastern Illinois L 7-8
 M28 Xavier W 7-6
 M28 Xavier W 3-1
 A1 South Alabama* L 3-5
 A1 South Alabama* L 0-2
 A2 South Alabama* L 2-5
 A4 at Bellarmine L 3-5
 A5 Tennessee Tech W 11-3
 A8 at UAB* W 12-4
 A9 at UAB* W 7-2
 A9 at UAB* L 3-9
 A10 at Tennessee Tech W 8-4
 A11 at Vanderbilt L 4-5
 A12 Austin Peay L 4-5
 A13 at Kentucky L 6-8
 A15 UAB* L 3-7
 A15 UAB* W 5-4
 A16 UAB* W 15-5
 A18 at Austin Peay W 13-6
 A19 Vanderbilt L 7-9
 A21 at South Alabama* L 2-4
 A22 at South Alabama* L 7-17
 A23 at South Alabama* L 5-10
 A25 Evansville W 8-7
 A26 at Evansville L 6-7
 A28 South Florida* L 2-7
 A29 South Florida* W 7-4
 A30 South Florida* L 9-23
 M5 at South Florida* L 9-10
 M6 at South Florida* L 5-12
 M7 at South Florida* L 9-12
 M11 at Eastern Kentucky L 4-14
 M12 at Xavier L 2-4
 M13 Southern Illinois W 3-2
 M13 Southern Illinois W 6-2
 M15 Southern Illinois W 8-2

* Sun Belt Conference Game
 (1) Miami, Fla.

1990

Record: 32-28 (8-10 SBC)
H: 17-14 • **A:** 15-14 • **N:** 0-0

T-2ND IN SBC WEST DIVISION

Coach: Joel Murrie

F2 at Florida State L 3-6
 F3 at Florida State L 4-6
 F4 at Florida State L 4-6
 F9 at Central Florida W 9-3
 F10 at Central Florida L 3-13
 F10 at Central Florida W 4-2
 F18 at Western Carolina L 3-4
 F18 at Western Carolina L 4-5
 F23 Indiana W 4-3
 F24 Xavier W 8-7
 F28 at Middle Tennessee L 8-9
 M3 at Houston W 6-3
 M4 at Houston L 0-2
 M5 at Houston L 3-11
 M9 at Rice W 3-0
 M10 at Rice W 2-1
 M16 Eastern Illinois W 13-5
 M17 Northern Iowa W 6-3

M18 Northern Iowa	L	6-8
M20 Butler	L	2-4
M20 Butler	W	12-4
M22 Cincinnati	W	7-6
M24 at South Alabama*	L	1-4
M24 at South Alabama*	L	2-3
M25 at South Alabama*	W	4-0
M27 Eastern Kentucky	L	2-10
M28 Vanderbilt	W	1-0
M29 Louisville	W	5-0
M31 South Alabama*	L	1-4
M31 South Alabama*	W	4-3
A1 South Alabama*	L	9-12
A3 at Vanderbilt	W	9-7
A4 Kentucky	L	1-2
A5 at Tennessee Tech	L	5-6
A7 UAB*	L	0-15
A8 UAB*	L	0-3
A8 UAB*	W	4-2
A10 at Middle Tennessee	W	5-1
A11 Austin Peay	W	10-5
A12 Tennessee Tech	W	6-5
A14 at UAB*	W	2-0
A14 at UAB*	W	6-2
A15 at UAB*	L	8-9
A18 Middle Tennessee	W	8-7
A18 Middle Tennessee	L	4-8
A19 at Kentucky	W	5-1
A23 at Austin Peay	W	12-10
A24 Evansville	W	8-2
A25 at Evansville	L	7-19
A28 at South Florida*	L	2-4
A28 at South Florida*	W	6-2
A29 at South Florida*	W	4-3
M5 South Florida*	L	2-8
M5 South Florida*	W	3-1
M6 South Florida*	L	1-8
M8 Northeastern Illinois	L	0-6
M9 Northeastern Illinois	W	4-1
M10 at Eastern Kentucky	W	14-7
M13 at Southern Illinois	W	7-4
M13 at Southern Illinois	L	4-7

* Sun Belt Conference Game

1991
Record: 35-25-1 (8-10 SBC)
H: 25-9 • **A:** 9-15-1 • **N:** 1-1
3RD IN SBC WEST DIVISION
Coach: Joel Murrie

F15 at Central Florida	W	14-12
F16 at Central Florida	L	2-4
F17 at Central Florida	L	5-6
F23 Eastern Illinois	W	5-2
F23 Eastern Illinois	W	20-2
F24 Eastern Illinois	W	6-1
F28 Austin Peay	L	6-9
M2 Xavier	W	1-0
M2 Xavier	W	4-0
M3 Xavier	W	7-4
M6 Eastern Kentucky	W	8-2
M7 Louisville	L	5-12
M9 Bradley	W	7-6
M9 Bradley	L	4-16
M10 Bradley	W	7-0
M10 Bradley	L	3-7
M15 Butler	W	6-0
M16 Butler	W	6-0
M16 Butler	L	3-4
M20 at SE Louisiana	L	4-5
M21 at SE Louisiana	W	5-3
M23 Illinois State	L	4-5
M24 Illinois State	L	0-1
M24 Illinois State	W	6-5
M26 at Vanderbilt	W	11-7
M27 Northeastern Illinois	W	2-0
M28 Northeastern Illinois	W	11-7
M30 at South Florida*	L	2-5

M30 at South Florida*	W	2-1
M31 at South Florida*	W	11-5
A2 at Tennessee Tech	L	3-4
A3 Vanderbilt	W	6-2
A6 at UAB*	L	5-9
A6 at UAB*	L	6-7
A7 at UAB*	L	8-12
A10 Austin Peay	W	7-3
A11 at Cumberland (Tenn.)	T	6-6
A13 South Alabama*	L	1-2
A13 South Alabama*	W	4-2
A14 South Alabama*	L	4-5
A16 Tennessee Tech	W	8-4
A17 Bellarmine	W	4-0
A18 Kentucky	W	10-9
A20 at South Alabama*	L	1-2
A20 at South Alabama*	L	3-13
A21 (1) at South Alabama*	W	7-2
A23 Evansville	W	5-2
A24 at Evansville	L	2-9
A27 South Florida*	W	9-5
A27 South Florida*	W	4-0
A28 South Florida*	W	6-5
M4 UAB*	W	8-2
M4 UAB*	L	0-7(f)
M5 UAB*	L	6-7
M7 at Austin Peay	W	10-5
M8 at Eastern Kentucky	L	3-4
M9 at Kentucky	W	3-2
M10 Middle Tennessee	W	11-3
M15 (2) at Jacksonville	L	2-5
M16 (2) vs. South Alabama	W	3-2
M17 (2) vs. Old Dominion	L	6-9

* Sun Belt Conference Game
 (1) 1,000th WKU Victory
 (2) Sun Belt Tournament (Jacksonville, Fla.)
 (f) Forfeit

1992
Record: 30-23 (10-11 SBC)
H: 22-8 • **A:** 6-13 • **N:** 2-2
2ND IN SBC EAST DIVISION
Coach: Joel Murrie

F21 at Mercer	L	7-11
F22 (1) vs. Georgia State	W	15-3
F26 at Louisville	L	7-12
F29 Marshall	L	7-10
F29 Marshall	W	8-2
M1 Marshall	W	5-4
M5 at Tennessee Tech	W	16-7
M7 Washington (Mo.)	W	11-6
M8 Washington (Mo.)	W	14-7
M14 at South Alabama*	L	8-12
M14 at South Alabama*	L	0-17
M15 at South Alabama*	L	5-8
M17 Vanderbilt	W	6-3
M20 Jacksonville*	L	5-11
M21 Jacksonville*	W	8-5
M22 Jacksonville*	L	6-20
M24 at Eastern Kentucky	W	20-3
M26 Tennessee Tech	W	4-0
M27 Northeastern Illinois	W	6-5
M28 Northeastern Illinois	W	10-4
M28 Northeastern Illinois	W	2-0
M31 at Vanderbilt	W	13-10
A1 Austin Peay	W	10-2
A3 at Central Florida*	W	7-4
A4 at Central Florida*	W	10-7
A5 at Central Florida*	L	3-4
A7 Louisville	L	10-16
A8 Middle Tennessee	L	7-8
A9 at Kentucky	L	9-10
A11 at UALR*	L	11-12
A11 at UALR*	L	5-8
A12 at UALR*	L	6-7
A14 SE Louisiana	W	7-6

A15 SE Louisiana	L	18-21
A16 Morehead State	W	8-4
A18 UALR	W	6-4
A18 UALR	W	7-2
A19 UALR	W	5-4
A21 at Evansville	W	8-4
A22 Evansville	W	8-4
A23 at Middle Tennessee	L	10-24
A24 Central Florida*	W	12-7
A25 Central Florida*	W	26-12
A26 Central Florida*	L	4-12
A27 at Austin Peay	L	3-4
A28 at Alabama	L	6-7
M2 South Alabama*	W	6-2
M2 South Alabama*	L	5-6
M3 South Alabama*	W	8-1
M11 Austin Peay	W	5-4
M13 (2) vs. SW Louisiana	L	6-8
M14 (2) vs. Louisiana Tech	W	5-4
M15 (2) vs. Lamar	L	5-8

* Sun Belt Conference Game
 (1) Macon, Ga.
 (2) Sun Belt Tournament (Mobile, Ala.)

1993
Record: 30-22 (11-10 SBC)
H: 17-9 • **A:** 12-12 • **N:** 1-1
T-3RD IN SBC EAST DIVISION
Coach: Joel Murrie

F13 at Georgia State	W	14-2
F14 at Georgia State	W	20-4
F18 (1) vs. St. Francis (NY)	W	13-9
F19 at San Diego State	L	4-6
F20 (1) vs. Nevada	L	1-9
F21 at San Diego State	W	10-5
M6 Northeastern Illinois	W	9-1
M6 Northeastern Illinois	W	6-3
M7 Northeastern Illinois	L	3-5
M10 at Eastern Kentucky	W	15-4
M11 at Louisville	W	12-11
M19 at Jacksonville*	L	2-8
M20 at Jacksonville*	L	10-11
M21 at Jacksonville*	L	0-6
M23 at Vanderbilt	L	3-17
M24 Tennessee Tech	W	12-7
M25 UAB	W	12-2
M27 at UALR*	W	8-5
M27 at UALR*	W	13-9
M28 at UALR*	W	7-4
M30 Louisville	W	12-11
A3 UALR*	L	5-6
A3 UALR*	L	0-5
A4 UALR*	W	11-7
A6 Eastern Kentucky	W	9-6
A7 Tennessee-Martin	W	4-0
A9 Jacksonville*	W	9-8
A10 Jacksonville*	W	3-2
A11 Jacksonville*	W	19-3
A13 at Kentucky	L	9-15
A14 at Marshall	W	8-2
A16 Middle Tennessee	L	7-8
A17 Morehead State	L	6-7
A17 Morehead State	W	8-7
A18 Morehead State	W	7-2
A19 at Middle Tennessee	L	6-10
A20 Evansville	W	11-7
A21 at Evansville	L	5-6
A24 at South Alabama*	L	7-13
A24 at South Alabama*	W	6-5
A25 at South Alabama*	L	6-7
A27 at Austin Peay	L	6-18
A28 Austin Peay	W	10-5
M1 Arkansas State*	L	6-9
M1 Arkansas State*	L	0-9
M2 Arkansas State*	W	3-1
M8 at Arkansas State*	L	0-1
M8 at Arkansas State*	W	5-2

M9 at Arkansas State*	W	3-1
M11 Alabama	L	11-13
M12 Kentucky	L	6-7
M13 Vanderbilt	W	11-10

* Sun Belt Conference Game
 (1) San Diego, Calif.

1994
Record: 22-27 (7-14 SBC)
H: 12-10 • **A:** 10-17 • **N:** 0-0
4TH IN SBC EAST DIVISION
Coach: Joel Murrie

F19 at Mississippi	L	7-12
F20 at Mississippi	L	2-6
F25 at UAB	L	8-10
F26 at Birmingham Sou.	W	3-1
F27 at Samford	L	2-6
M1 at Southeast Missouri	W	5-2
M12 at Jacksonville*	W	2-1
M12 at Jacksonville*	L	1-5
M13 at Jacksonville*	W	4-1
M17 Wisconsin-Milwaukee	W	2-0
M18 Wisconsin-Milwaukee	W	17-16
M19 Marshall	L	1-8
M19 Marshall	W	5-4
M20 Marshall	L	6-9
M22 at Vanderbilt	L	0-7
M26 South Alabama*	L	0-1
M28 at Louisville	W	6-5
M30 Tennessee-Martin	W	13-1
M31 Eastern Kentucky	W	7-1
A2 at Arkansas State*	W	1-0
A2 at Arkansas State*	L	3-8
A3 at Arkansas State*	L	3-15
A9 at UALR*	L	9-14
A9 at UALR*	L	1-4
A10 at UALR*	L	0-5
A12 at Kentucky	L	4-8
A13 Louisville	W	14-12
A16 Jacksonville*	L	1-4
A16 Jacksonville*	L	1-2
A17 Jacksonville*	L	4-6
A19 Kentucky	L	5-12
A20 at Evansville	L	6-7
A21 at Austin Peay	W	14-6
A25 Middle Tennessee	W	7-5
A26 Austin Peay	W	4-2
A27 at Morehead State	W	8-7
A27 at Morehead State	W	7-3
A28 Tennessee Tech	W	9-3
A30 Arkansas State*	L	2-5
A30 Arkansas State*	L	4-5
M1 Arkansas State*	W	13-4
M7 at South Alabama*	W	16-8
M7 at South Alabama*	L	3-5
M8 at South Alabama*	L	7-8
M10 at Middle Tennessee	L	5-16
M11 at Eastern Kentucky	L	10-11
M12 Vanderbilt	L	1-9
M13 UALR*	W	10-5
M13 UALR*	W	6-5

* Sun Belt Conference Game

1995
Record: 21-35 (6-21 SBC)
H: 14-17 • **A:** 6-17 • **N:** 1-1
10TH IN SUN BELT CONFERENCE
Coach: Joel Murrie

F22 at Southeast Missouri	L	11-13
F25 Northern Illinois	W	11-6
F26 Northern Illinois	W	2-1
F26 Northern Illinois	W	3-1
M1 at Tennessee-Martin	W	5-0
M3 (1) at Rice	L	6-7
M4 (1) vs. Wyoming	W	3-2
M5 (1) vs. Oklahoma State	L	3-6
M9 at Louisville	W	13-4

YEAR-BY-YEAR RESULTS

M11 Jacksonville*	L	4-6
M11 Jacksonville*	L	0-2
M12 Jacksonville*	L	6-9
M14 at Marshall	W	7-4
M16 Indiana Tech	W	17-1
M16 Wisconsin-Milwaukee	L	9-10
M18 at Arkansas State*	L	2-4
M18 at Arkansas State*	L	0-15
M19 at Arkansas State*	L	0-5
M21 Kentucky	L	7-8
M22 (2) Tennessee-Martin	W	10-0
M25 South Alabama*	L	8-14
M25 South Alabama*	L	1-4
M26 South Alabama*	L	3-9
M27 Southeast Missouri	W	10-4
M28 Morehead State	W	9-5
M29 at Eastern Kentucky	L	6-8
A1 at SW Louisiana*	L	2-9
A1 at SW Louisiana*	L	3-11
A2 at SW Louisiana*	W	7-5
A4 Louisville	L	6-9
A6 Tennessee Tech	W	11-4
A8 New Orleans*	L	5-11
A8 New Orleans*	L	4-8
A9 New Orleans*	L	3-9
A12 Eastern Kentucky	W	14-9
A14 at Texas-Pan Am.*	W	13-5
A15 at Texas-Pan Am.*	L	9-12
A15 at Texas-Pan Am.*	L	2-3
A18 Evansville	L	6-10
A19 at Evansville	L	9-10
A20 Austin Peay	W	8-4
A22 at UALR*	W	5-3
A22 at UALR*	L	2-4
A23 at UALR*	L	10-11
A25 at Austin Peay	L	4-5
A26 Middle Tennessee	L	4-14
A27 at Kentucky	L	3-8
A29 Lamar*	L	6-13
A29 Lamar*	L	1-6
A30 (3) Lamar*	W	6-5
M5 Louisiana Tech*	L	2-13
M6 Louisiana Tech*	W	9-8
M6 Louisiana Tech*	W	8-1
M8 Vanderbilt	W	7-6
M9 at Middle Tennessee	L	7-12
M10 at Vanderbilt	L	1-12

* Sun Belt Conference Game
(1) Rice Tournament (Houston, Texas)
(2) Joel Murrie's 500th WKU Victory
(3) 2,000th WKU Game

1996		
Record: 29-26 (9-17 SBC)		
H: 17-8 • A: 12-18 • N: 0-0		
9TH IN SUN BELT CONFERENCE		
Coach: Joel Murrie		
F16 at LSU	L	0-9
F17 at LSU	L	0-18
F18 at LSU	L	1-18
F24 at Wofford	W	6-4
F24 at Wofford	L	4-5
F25 at Wofford	W	8-0
M2 Marshall	L	4-12
M2 Marshall	W	9-5
M3 Marshall	W	22-6
M9 at Louisiana Tech*	W	12-6
M9 at Louisiana Tech*	W	5-2
M10 at Louisiana Tech*	W	5-4
M12 Indiana Tech	W	13-12
M13 Wisconsin-Milwaukee	W	8-7
M14 Indiana Tech	W	5-1
M16 at New Orleans*	L	8-19
M16 at New Orleans*	L	5-7
M17 at New Orleans*	L	3-5
M23 SW Louisiana*	L	2-7

M23 SW Louisiana*	W	7-1
M24 SW Louisiana*	L	0-2
M26 at Eastern Kentucky	L	5-6
M27 at Louisville	W	17-3
M30 UALR*	W	5-4
M30 UALR*	L	1-10
A1 Kentucky	W	17-16
A2 Austin Peay	L	3-17
A3 Vanderbilt	W	3-2
A6 at Lamar*	L	14-15
A6 at Lamar*	L	7-20
A7 at Lamar*	L	4-5
A9 Eastern Kentucky	W	10-7
A11 Middle Tennessee	W	8-4
A13 at South Alabama*	L	4-15
A13 at South Alabama*	L	3-4
A14 at South Alabama*	L	7-9
A16 Louisville	W	12-9
A17 at Austin Peay	W	8-4
A18 Tennessee Tech	W	14-0
A20 Arkansas State*	L	2-3
A20 Arkansas State*	L	0-4
A21 Arkansas State*	W	11-3
A23 at Vanderbilt	L	12-13
A24 Murray State	W	19-1
A25 at Middle Tennessee	L	5-10
A27 at Jacksonville*	L	6-8
A27 at Jacksonville*	W	12-5
A28 at Jacksonville*	W	11-1
M3 Texas-Pan American*	L	4-5
M4 Texas-Pan American*	W	3-1
M4 Texas-Pan American*	L	3-4
M8 at Kentucky	W	7-5
M10 at Wofford	W	13-5
M11 at Wofford	W	7-3
M11 at Wofford	W	14-0

1997		
Record: 26-27 (10-17 SBC)		
H: 19-11 • A: 7-16 • N: 0-0		
9TH IN SUN BELT CONFERENCE		
Coach: Joel Murrie		
F15 at Georgia Tech	L	0-6
F15 at Georgia Tech	L	2-14
F16 at Georgia Tech	L	10-22
F22 Butler	W	8-3
F22 Butler	W	2-1
F23 Butler	W	8-3
F28 at Northeastern Illinois	L	3-5
M4 at Louisville	W	11-7
M7 at Texas-Pan Am.*	L	6-8
M7 at Texas-Pan Am.*	W	11-5
M8 at Texas-Pan Am.*	W	6-1
M11 Sue Bennett	W	21-3
M12 Indiana Tech	W	12-1
M15 at Arkansas State*	W	2-0
M15 at Arkansas State*	L	3-4
M16 at Arkansas State*	L	2-5
M18 Murray State	W	8-2
M19 Louisville	W	8-7
M22 South Alabama*	W	5-4
M22 South Alabama*	W	3-2
M23 South Alabama*	L	1-5
M25 at Eastern Kentucky	L	5-10
M26 at Vanderbilt	L	5-10(f)
M29 at UALR*	L	7-13
M29 at UALR*	L	4-6
M30 at UALR*	W	10-1
A1 Middle Tennessee	W	11-10
A2 at Austin Peay	L	8-22
A5 Lamar*	L	9-17
A6 Lamar*	L	7-10
A6 Lamar*	W	5-3
A8 at Kentucky	L	8-9
A9 Vanderbilt	L	6-16(f)
A12 at SW Louisiana*	L	8-19

A12 at SW Louisiana*	L	5-6
A13 at SW Louisiana*	L	3-9
A15 Evansville	L	3-6
A16 Austin Peay	W	9-3
A18 Jacksonville*	W	5-4
A18 Jacksonville*	L	5-19
A19 Jacksonville*	W	15-14
A22 at Evansville	L	7-10
A23 Murray State	W	13-3
A26 Louisiana Tech*	L	11-16
A26 (1) Louisiana Tech*	L	1-13
A27 Louisiana Tech*	L	8-15
A29 Kentucky	W	10-7
A30 Eastern Kentucky	W	10-6
M3 New Orleans*	W	11-4
M3 New Orleans*	L	7-10
M4 New Orleans*	L	8-20
M10 Tennessee Tech	L	4-6
M11 at Tennessee Tech	W	7-2

1998		
Record: 27-24 (12-14 SBC)		
H: 15-12 • A: 12-12 • N: 0-0		
7TH IN SUN BELT CONFERENCE		
Coach: Joel Murrie		
F14 Xavier	W	3-2
F14 Xavier	W	6-0
F15 Xavier	W	13-8
F20 at Troy State	W	12-8
F21 at Troy State	L	8-11
F24 at Florida	L	2-3
F25 at Florida	L	2-3
F27 Wisconsin-Milwaukee	W	5-0
F27 Wisconsin-Milwaukee	L	4-12
F28 Wisconsin-Milwaukee	L	7-9
F28 Illinois State	W	12-5
M1 Cincinnati	W	6-1
M8 at New Orleans*	L	1-14
M8 at New Orleans*	W	9-3
M14 at Jacksonville*	L	6-7
M14 at Jacksonville*	L	2-10
M15 at Jacksonville*	L	3-10
M18 Yale	L	2-3
M18 Yale	W	6-2
M20 Texas-Pan American*	L	1-4
M20 Texas-Pan American*	W	9-8
M21 Texas-Pan American*	W	15-3
M24 Louisville	W	10-9
M25 at Tennessee Tech	W	10-9
M28 at Lamar*	L	3-7
M28 at Lamar*	L	4-8
M29 at Lamar*	W	7-3

A1 Tennessee Tech	L	10-13
A4 Arkansas State*	L	7-22
A4 Arkansas State*	L	5-6
A5 Arkansas State*	W	8-7
A7 at Vanderbilt	L	7-14
A8 Austin Peay	L	8-9
A11 UALR*	W	6-2
A11 UALR*	W	3-2
A12 UALR*	W	7-6
A14 at Kentucky	W	8-6
A15 at Austin Peay	W	6-4
A18 at South Alabama*	L	3-7
A18 at South Alabama*	W	2-0
A19 at South Alabama*	W	8-3
A21 Vanderbilt	W	13-10
A23 at Middle Tennessee	W	5-4
A25 at Louisiana Tech*	W	18-5
A25 at Louisiana Tech*	W	4-2
A26 at Louisiana Tech*	L	9-12
A28 Kentucky	L	3-13
M2 SW Louisiana*	L	3-9
M2 SW Louisiana*	L	4-15

M3 SW Louisiana*	L	0-6
M5 at Eastern Kentucky	W	17-6
<i>* Sun Belt Conference Game</i>		
1999		
Record: 38-24 (21-12 SBC)		
H: 21-11 • A: 13-11 • N: 4-2		
3RD IN SUN BELT CONFERENCE		
Coach: Joel Murrie		
F20 Illinois State	L	4-9
F21 Illinois State	W	9-4
F22 Illinois State	W	4-3
F26 Cincinnati	W	10-0
F26 Marshall	W	9-5
F27 Marshall	W	6-2
F28 Cincinnati	W	13-10
M2 at Louisville	L	6-9
M5 at South Alabama*	L	4-7
M6 at South Alabama*	L	5-8
M7 (1) at South Alabama*	W	5-3
M10 Louisville	L	8-9
M13 at New Orleans*	W	11-2
M13 at New Orleans*	W	12-3
M14 at New Orleans*	L	5-10
M16 at Belmont	W	16-3
M18 Western Illinois	W	13-6
M20 Arkansas State*	W	5-0
M20 Arkansas State*	L	3-4
M21 Arkansas State*	W	10-3
M24 at Vanderbilt	L	4-7
M26 at Louisiana-Lafayette*	L	4-5
M27 at Louisiana-Lafayette*	L	3-5
M28 at Louisiana-Lafayette*	L	3-4
M30 at Murray State	W	10-2
A2 South Alabama*	W	10-1
A3 South Alabama*	L	4-5
A4 South Alabama*	L	1-2
A6 at Middle Tennessee	L	7-9
A7 Austin Peay	L	4-12
A8 at Eastern Kentucky	L	11-18
A10 New Orleans*	W	7-5
A10 New Orleans*	W	5-0
A11 New Orleans*	W	6-0
A13 Middle Tennessee	W	6-3
A17 at Arkansas State*	W	13-4
A17 at Arkansas State*	L	0-1
A18 at Arkansas State*	W	9-3
A20 Evansville	L	3-5
A21 Eastern Kentucky	L	6-12
A23 Louisiana-Lafayette*	L	4-8
A24 Louisiana-Lafayette*	W	9-8
A25 Louisiana-Lafayette*	W	8-5
A27 at Kentucky	W	7-5
A28 Tennessee Tech	L	4-8
M1 at UALR*	W	13-1
M1 at UALR*	W	5-4
M2 at UALR*	W	7-5
M6 at Austin Peay	W	13-1
M8 Florida International*	W	4-3
M8 Florida International*	W	8-1
M9 Florida International*	W	10-7
M12 at Evansville	W	11-7
M14 Louisiana Tech*	W	5-3
M15 Louisiana Tech*	L	9-10
M15 Louisiana Tech*	W	4-3
M18 (2) vs. Louisiana Tech	W	4-3
M19 (2) vs. La.-Lafayette	L	2-9
M20 (2) vs. UALR	W	9-2
M21 (2) vs. South Alabama	W	6-5
M21 (2) vs. La.-Lafayette	W	6-0
M22 (2) vs. FIU	L	2-3

* Sun Belt Conference Game
(1) Joel Murrie's 600th Win
(2) SBC Tournament (New Orleans, La.)

2000		
Record: 24-35 (11-18 SBC)		

H: 12-19 • A: 11-14 • N: 1-2
7TH IN SUN BELT CONFERENCE

Coach: Joel Murrie

J29 at Florida State	L	1-8
J29 at Florida State	L	1-2
J30 at Florida State	L	1-6
F20 St. Louis	W	12-2
F20 St. Louis	W	7-4
F22 at Belmont	W	8-1
F23 at Louisville	L	4-6
F25 Purdue	L	3-6
F26 Ohio	W	10-1
F27 Ohio	W	7-3
F29 at Murray State	W	17-10
M3 Illinois State	W	10-7
M4 Illinois State	L	6-9
M5 Illinois State	L	5-10
M7 Yale	L	3-5
M11 at UALR*	W	6-0
M11 at UALR*	W	6-4
M12 at UALR*	W	4-0
M15 Yale	L	3-5
M17 at FIU*	L	6-7
M18 at FIU*	L	7-11
M22 Louisville	L	7-8
M24 Louisiana Tech*	W	5-1
M24 Louisiana Tech*	L	2-21
M25 Louisiana Tech*	L	2-3
M28 at Tennessee Tech	W	5-4
M31 South Alabama*	W	4-3
A1 South Alabama*	L	3-4
A2 South Alabama*	L	3-4
A4 Tennessee Tech	L	6-8
A5 Vanderbilt	L	3-9
A7 New Orleans*	W	3-0
A9 New Orleans*	L	6-7
A9 New Orleans*	L	2-9
A12 Eastern Kentucky	W	7-1
A14 at Arkansas State*	W	4-0
A15 at Arkansas State*	W	8-2
A16 at Arkansas State*	W	5-0
A18 at Austin Peay	W	7-5
A19 Kentucky	W	8-4
A21 at La.-Lafayette*	L	4-5
A22 at La.-Lafayette*	L	3-5
A23 at La.-Lafayette*	L	2-5
A25 at Vanderbilt	L	10-16
A26 Middle Tennessee	L	6-11
A28 UALR*	L	4-6
A29 UALR*	L	8-10
A30 UALR*	W	9-5
M5 FIU*	W	3-2
M5 FIU*	L	5-10
M6 FIU*	L	6-8
M9 at Kentucky	L	1-3
M10 at Eastern Kentucky	W	16-6
M12 at Louisiana Tech	L	10-11
M12 at Louisiana Tech	L	3-12
M13 at Louisiana Tech	L	4-9
M17 (1) vs. La.-Lafayette	W	8-3
M18 (1) vs. FIU	L	6-9
M19 (1) vs. La.-Lafayette	L	3-7

* Sun Belt Conference Game
 (1) Sun Belt Tournament (Mobile, Ala.)

2001
Record: 32-27 (14-13 SBC)
H: 20-10 • A: 11-15 • N: 1-2

4TH IN SUN BELT CONFERENCE
Coach: Joel Murrie

F3 at Florida State	L	4-5
F4 at Florida State	L	4-8
F9 at Coll. of Charleston	W	10-3
F10 at Coll. of Charleston	W	7-5
F11 at Charleston Sou.	L	3-4
F17 Illinois State	L	3-8
F18 Illinois State	L	2-8

F18 Illinois State	W	6-5
F23 Asbury	W	20-5
F24 Western Illinois	W	7-1
F25 Western Illinois	W	4-3
M2 Toledo	W	7-4
M3 Toledo	W	12-3
M3 Toledo	W	12-8
M10 Oakland	W	6-2
M10 Oakland	W	4-3
M11 Oakland	W	25-6
M13 Kentucky State	W	31-0
M16 Louisiana-Lafayette*	L	3-5
M17 Louisiana-Lafayette*	W	5-0
M18 Louisiana-Lafayette*	L	5-7
M20 at Murray State	W	8-4
M21 at Louisville	L	1-4
M23 Arkansas State*	L	7-12
M24 Arkansas State*	W	15-4
M25 Arkansas State*	W	8-4
M27 Kentucky	W	9-2
M28 at Vanderbilt	L	5-6
M30 at New Orleans*	W	12-2
M31 at New Orleans*	W	6-3
A1 at New Orleans*	L	2-3
A3 Tennessee Tech	L	1-11
A4 at Austin Peay	L	12-14
A6 at South Alabama*	L	2-11
A7 at South Alabama*	W	11-10
A8 at South Alabama*	L	1-12
A10 Austin Peay	W	8-2
A13 at New Mexico State*W	7-3	
A14 at New Mexico State*W	10-9	
A15 at New Mexico State*W	16-7	
A18 at Kentucky	L	5-9
A20 UALR*	W	9-3
A21 UALR*	W	7-4
A22 UALR*	L	3-15
A24 Louisville	L	2-4
A25 Eastern Kentucky	W	17-3
A27 at FIU*	L	2-6
A28 at FIU*	L	2-5
A29 at FIU*	W	3-2
M4 Middle Tennessee*	L	1-5
M5 Middle Tennessee*	L	4-10
M5 Middle Tennessee*	W	1-0
M9 at Eastern Kentucky	L	4-5
M11 at Louisiana Tech*	L	8-11
M11 at Louisiana Tech*	L	12-13
M12 at Louisiana Tech*	W	7-5
M16 (1) vs. New Orleans	W	2-1
M17 (1) vs. Middle Tenn.	L	4-9
M18 (1) vs. New Orleans	L	4-13

* Sun Belt Conference Game
 (2) Sun Belt Tournament (Lafayette, La.)

2002
Record: 38-20 (14-9 SBC)
H: 27-7 • A: 9-10 • N: 2-3

3RD IN SUN BELT CONFERENCE
Coach: Joel Murrie

F8 Western Illinois	W	11-0
F9 Western Illinois	W	14-4
F10 Western Illinois	W	3-2
F15 at San Diego State	L	3-17
F16 (1) vs. Oregon State	L	2-6
F16 at San Diego State	L	2-4
F22 Asbury	W	13-2
F23 Illinois State	W	5-4
F23 Illinois State	W	11-0
F24 Illinois State	W	10-3
M2 Bradley	W	4-3
M2 Bradley	W	12-3
M9 Dayton	W	7-6
M9 Dayton	L	4-6
M10 Dayton	L	2-9
M12 Eastern Kentucky	W	3-2

M13 Valparaiso	W	9-5
M16 Bowling Green State	L	1-3
M16 (2) Bowling Green St.	W	6-2
M17 Bowling Green State	W	8-7
M22 at UALR*	W	8-3
M23 at UALR*	L	6-8
M24 at UALR*	L	3-7
M31 at Arkansas State*	W	7-3
M31 at Arkansas State*	W	7-4
A2 Austin Peay	W	14-2
A3 Vanderbilt	W	13-6
A5 FIU*	W	8-2
A6 FIU*	W	14-5
A7 FIU*	W	8-6
A9 at Louisville	W	10-9
A12 at Middle Tennessee*W	5-3	
A13 at Middle Tennessee*W	10-4	
A14 at Middle Tennessee*L	4-6	
A16 at Austin Peay	L	7-8
A17 at Kentucky	W	5-1
A18 Brescia	W	8-4
A23 at Lipscomb	W	8-3
A26 New Orleans*	W	4-1
A27 New Orleans*	W	3-2
A28 New Orleans*	W	13-12
A30 at Louisville	L	3-11
M3 at Louisiana-LafayetteW	5-4	
M4 at Louisiana-LafayetteL	1-5	
M5 at Louisiana-LafayetteL	3-4	
M7 at Vanderbilt	L	9-10
M11 New Mexico State*	W	15-1
M11 New Mexico State*	L	0-2
M12 New Mexico State*	L	2-4
M14 Kentucky	W	9-6
M15 at Eastern Kentucky	W	11-0
M18 South Alabama	W	13-4
M18 South Alabama	L	2-4
M19 South Alabama	L	7-13
M22 (3) vs. New Mexico St.	L	0-6
M23 (3) vs. La.-Lafayette	W	2-1
M24 (3) vs. Arkansas StateW	9-8	
M24 (3) vs. New Mexico St.L	5-7	

* Sun Belt Conference Game
 (1) San Diego, Calif.
 (2) Joel Murrie's 700th Win
 (3) Sun Belt Tournament (Mobile, Ala.)

2003
Record: 34-22 (12-11 SBC)
H: 21-9 • A: 10-12 • N: 3-1

4TH IN SUN BELT CONFERENCE
Coach: Joel Murrie

F14 at Central Florida	W	4-2
F15 at Central Florida	L	5-6
F16 at Central Florida	W	4-3
F28 Wright State	W	8-4
M1 Wright State	W	11-0
M1 Wright State	W	2-1
M2 Wright State	L	4-10
M4 Dayton	W	3-0
M7 Northern Iowa	L	7-9
M8 Northern Iowa	L	4-5
M9 Northern Iowa	W	10-4
M11 at Louisville	L	1-18
M12 Belmont	L	1-4
M15 Michigan State	W	3-2
M15 Michigan State	W	13-3
M16 Michigan State	W	5-0
M21 Louisiana-Lafayette*	W	4-3
M22 Louisiana-Lafayette*	L	0-1
M23 Louisiana-Lafayette*	W	7-3
M25 Louisville	W	4-3
M26 at Eastern Kentucky	L	8-12
M28 at FIU*	L	9-10
M29 at FIU*	W	11-7
M30 at FIU*	L	9-10
A1 at Vanderbilt	W	11-4

A4 Arkansas State*	W	2-1
A5 Arkansas State*	L	1-6
A8 at Austin Peay	W	9-2
A11 at South Alabama*	L	1-6
A12 at South Alabama*	L	7-11
A13 at South Alabama*	W	10-6
A16 Kentucky	W	3-2
A18 Lipscomb	W	7-6
A19 Lipscomb	L	3-11
A20 at Lipscomb	L	0-3
A22 at Murray State	W	4-0
A25 Middle Tennessee*	W	5-1
A26 Middle Tennessee*	W	15-7
A27 Middle Tennessee*	L	2-6
A30 Murray State	W	13-7
M2 at New Mexico State*L	4-10	
M3 at New Mexico State*L	6-9	
M3 at New Mexico State*L	7-18	
M6 Vanderbilt	L	0-4
M9 UALR*	W	7-6
M10 UALR*	W	9-4
M11 UALR*	W	3-2
M13 at Kentucky	W	10-3
M14 Eastern Kentucky	W	9-8
M16 at New Orleans*	W	8-5
M17 at New Orleans*	L	8-13
M18 at New Orleans*	W	6-5
M21 (1) vs. FIU	W	13-9
M22 (1) vs. South AlabamaW	10-9	
M23 (1) vs. FIU	W	8-3
M24 (1) vs. Middle Tenn.	L	5-8

* Sun Belt Conference Game
 (1) Sun Belt Tournament (Lafayette, La.)

2004
Record: 35-28 912-12 SBC)
H: 16-11 • A: 16-13 • N: 3-4

4TH IN SUN BELT CONFERENCE
SBC TOURNAMENT CHAMPIONS
NCAA TOURNAMENT PARTICIPANTS
Coach: Joel Murrie

F13 at UNLV	L	4-13
F14 at UNLV	L	6-7
F15 at UNLV	L	4-17
F17 at Tennessee-Martin	W	8-2
F20 Ohio	L	9-11
F21 Ohio	W	5-2
F22 Ohio	W	16-4
F27 (1) vs. Illinois	L	0-4
F27 (1) at Mississippi State	L	0-12
F28 (1) vs. Illinois	L	0-10
M3 at Vanderbilt	W	10-9
M6 Dayton	W	4-3
M6 Dayton	W	5-3
M7 Dayton	W	16-6
M9 at Belmont	L	3-9
M10 Kentucky	L	6-18
M12 Lipscomb	W	5-2
M13 at Lipscomb	L	8-10
M14 at Lipscomb	W	4-3
M17 Youngstown State	W	8-3
M18 Youngstown State	W	10-9
M19 Youngstown State	W	11-9
M21 Eastern Kentucky	L	6-16
M23 at Louisville	W	8-1
M24 at Murray State	L	11-13
M26 at La.-Lafayette*	L	3-4
M27 at La.-Lafayette*	L	3-4
M28 at La.-Lafayette*	W	9-7
M31 Tennessee-Martin	W	11-7
A2 FIU*	W	2-1
A3 FIU*	L	8-17
A4 FIU*	L	6-7
A6 Louisville	L	6-9
A9 at Arkansas State*	W	10-4
A10 at Arkansas State*	W	17-10

YEAR-BY-YEAR RESULTS

A11 at Arkansas State*	L	6-10
A14 at Austin Peay	W	13-1
A16 South Alabama*	L	1-6
A17 South Alabama*	L	6-7
A17 South Alabama*	W	9-6
A18 Lipscomb	W	12-1
A19 at Lipscomb	W	6-5
A30 at Middle Tennessee*	W	15-3
M1 at Middle Tennessee*	L	5-8
M2 at Middle Tennessee*	L	7-11
M7 New Mexico State*	L	1-2
M8 New Mexico State*	W	7-4
M8 New Mexico State*	L	1-11
M11 at Kentucky	L	5-10
M12 at Eastern Kentucky	W	20-11
M14 at UALR*	W	12-3
M15 at UALR*	W	6-4
M16 at UALR*	W	10-8
M21 New Orleans*	W	1-0
M22 New Orleans*	L	1-4
M23 New Orleans*	W	12-11
M26 (2) at South Alabama	W	6-3
M27 (2) vs. FIU	W	6-5
M28 (2) vs. FIU	W	13-7
M29 (2) vs. Middle Tenn.	W	14-4
J4 (3) at Mississippi	W	1-0
J5 (3) vs. Tulane	L	0-7
J5 (3) vs. Washington	L	1-4

* Sun Belt Conference Game
 (1) Miss. State Challenge (Starkville, Miss.)
 (2) Sun Belt Tournament (Mobile, Ala.)
 (3) NCAA Regional (Oxford, Miss.)

2005

Record: 21-37 (8-16 SBC)
H: 13-16 • **A:** 7-17 • **N:** 1-4

8TH IN SUN BELT CONFERENCE

Coach: Joel Murrie

F11 (1) at Winthrop	L	6-7
F12 (1) vs. Wake Forest	L	5-10
F13 (1) vs. Maryland	L	1-2
F18 St. Louis	W	12-8
F19 St. Louis	L	2-5
F25 Central Michigan	W	7-6
F26 Central Michigan	L	1-4
F26 Central Michigan	L	4-8
F27 Central Michigan	L	1-5
M4 Illinois State	W	6-4
M5 Illinois State	L	1-7
M6 Illinois State	L	4-6
M11 at Wofford	W	14-2
M12 at Wofford	W	18-4
M13 at Wofford	L	9-13
M18 Akron	W	6-3
M19 Akron	W	6-4
M20 Akron	L	9-16
M23 at Belmont	L	8-9
M25 at New Orleans*	W	14-5
M26 at New Orleans*	L	5-6
M27 at New Orleans*	L	5-14
M30 Kentucky State	W	21-3
A2 UALR*	L	6-7
A2 UALR*	L	2-5
A3 UALR*	W	8-6
A5 Louisville	L	4-9
A8 at New Mexico State*	L	7-16
A9 at New Mexico State*	L	11-20
A10 at New Mexico State*	L	4-9
A12 at Vanderbilt	L	6-9
A13 Eastern Kentucky	W	9-5
A15 Middle Tennessee*	L	5-7
A16 Middle Tennessee*	W	10-1
A17 Middle Tennessee*	L	8-9
A20 Vanderbilt	L	6-10
A22 at Texas-Pan Am.	L	11-12
A23 at Texas-Pan Am.	L	1-6

A24 at Texas-Pan Am.	W	7-4
A25 at Louisville	L	8-9
A27 at Austin Peay	L	4-5
A29 at South Alabama*	L	4-10
M1 at South Alabama*	W	8-4
M1 at South Alabama*	L	0-2
M7 Arkansas State*	L	6-10
M7 Arkansas State*	W	13-10
M8 Arkansas State*	L	9-16
M11 at Eastern Kentucky	W	11-10
M13 at FIU*	L	5-11
M14 at FIU*	W	9-8
M15 at FIU*	L	3-4
M17 Austin Peay	W	29-13
M21 Louisiana-Lafayette*	W	14-5
M21 Louisiana-Lafayette*	L	1-11
M22 Louisiana-Lafayette*	W	4-3
M25 (2) vs. La.-Lafayette	W	10-7
M26 (2) vs. Middle Tenn.	L	8-11
M27 (2) vs. La.-Lafayette	L	4-6

2006

Record: 22-30 (5-18 SBC)
H: 15-18 • **A:** 7-12 • **N:** 0-0

8TH IN SUN BELT CONFERENCE

Coach: Chris Finwood

F17 Central Michigan	L	5-15
F17 Central Michigan	L	6-20
F21 at Belmont	L	4-7
F24 Ohio	W	9-1
F25 Ohio	W	11-7
F26 Ohio	L	10-14
M3 Butler	W	9-3
M4 Butler	W	12-10
M5 Butler	W	3-2
M7 at Kentucky	W	7-6
M10 at Morehead State	W	10-5
M17 Akron	W	5-4
M18 Akron	W	12-7
M19 Wisconsin-Milwaukee	W	14-13
M22 Morehead State	L	3-10
M24 New Orleans*	L	5-14
M25 New Orleans*	L	0-16
M26 New Orleans*	W	13-3
M28 Vanderbilt	W	6-4
M31 at UALR*	W	5-4
A1 at UALR*	L	8-12
A2 at UALR*	L	13-14
A4 Austin Peay	L	9-12
A5 Eastern Kentucky	W	9-5
A7 Troy*	L	10-14
A8 Troy*	L	8-15
A9 Troy*	L	5-11
A11 at Vanderbilt	L	1-15
A14 at Middle Tennessee*	L	5-6
A15 at Middle Tennessee*	W	7-5
A16 at Middle Tennessee*	L	4-11
A18 at Austin Peay	L	5-11
A22 IPFW	L	3-4
A23 IPFW	W	9-3
A24 IPFW	W	13-4
A25 at Louisville	W	4-3
A28 South Alabama*	L	2-7
A29 South Alabama*	L	9-13
M2 Louisville	W	10-6
M3 Belmont	L	7-15
M5 at Arkansas State*	L	4-21
M6 at Arkansas State*	W	7-6
M7 at Arkansas State*	L	12-15
M12 FIU*	L	4-5
M13 FIU*	L	0-5
M14 FIU*	W	9-5
M16 at Eastern Kentucky	W	14-4
M18 at La.-Lafayette*	L	3-11

M19 at La.-Lafayette*	L	1-3
M20 at La.-Lafayette*	L	3-13
M24 (1) Troy	L	2-3
M25 (1) FIU	L	6-8

2007

Record: 25-30 (15-15 SBC)
H: 15-15 • **A:** 9-12 • **N:** 1-3

T-6TH IN SUN BELT CONFERENCE

Coach: Chris Finwood

F9 (1) at UNC Wilmington	W	4-2
F10 (1) vs. South Carolina	L	0-12
F11 (1) vs. Oklahoma	W	11-5
F23 Xavier	W	10-6
F25 Xavier	W	5-0
F25 Xavier	W	13-1
M2 Purdue	L	6-10
M3 Purdue	L	5-12
M4 Purdue	L	1-13
M6 Vanderbilt	L	4-6
M7 at Louisville	L	1-4
M9 Florida Atlantic*	L	3-13
M10 Florida Atlantic*	W	12-11
M11 Florida Atlantic*	L	7-9
M16 at FIU*	L	2-5
M17 at FIU*	W	6-5
M18 at FIU*	W	13-5
M20 at Vanderbilt	L	2-15
M21 at Kentucky	L	5-12
M23 Albany	L	8-12
M24 Albany	W	21-8
M25 Albany	L	0-7
M30 Troy*	W	14-5
M31 Troy*	W	13-1
M1 Troy	L	2-4
A6 at La.-Lafayette*	L	2-8
A7 at La.-Lafayette*	W	6-5
A7 at La.-Lafayette*	L	6-10
A10 Belmont	W	6-5
A11 Eastern Kentucky	W	16-7
A13 Arkansas State*	L	5-8
A14 Arkansas State*	W	10-3
A15 Arkansas State*	L	4-6
A17 Louisville	L	3-14
A20 at ULM*	L	7-13
A21 at ULM*	W	8-5
A22 at ULM*	L	4-7
A24 Austin Peay	L	5-6
A25 at Eastern Kentucky	L	11-16
A27 UALR*	W	3-0
A28 UALR*	W	14-7
A29 UALR*	W	10-4
M1 Evansville	W	10-7
M4 at New Orleans*	W	4-3
M5 at New Orleans*	L	7-9
M6 at New Orleans*	L	11-13
M12 South Alabama*	W	9-5
M12 South Alabama*	L	1-9
M13 South Alabama*	L	9-17
M15 at Purdue	W	4-3
M17 at Middle Tennessee*	L	1-7
M18 at Middle Tennessee*	W	2-0
M19 at Middle Tennessee*	W	4-2
M23 (2) vs. New Orleans	L	6-11
M24 (2) vs. Florida Atlantic	L	6-7

* Sun Belt Conference Game
 (1) Hughes Bros. Chall. (Wilmington, N.C.)
 (2) Sun Belt Tournament (Mobile, Ala.)

2008

Record: 33-27 (16-14 SBC)
H: 21-10 • **A:** 8-15 • **N:** 4-2

T-5TH IN SUN BELT CONFERENCE

SBC TOURNAMENT CHAMPIONS NCAA TOURNAMENT PARTICIPANTS

Coach: Chris Finwood

F22 Bowling Green State	W	11-4
F23 Bowling Green State	L	9-12
F24 Bowling Green State	W	14-9
F29 Purdue	W	4-1
M1 Purdue	W	12-5
M2 Purdue	W	5-0
M5 at Belmont	L	1-6
M8 at ULM*	L	1-9
M8 at ULM*	W	16-5
M9 at ULM*	L	5-9
M11 at Mississippi	L	3-10
M12 at Mississippi	W	8-5
M14 at South Alabama*	L	6-9
M15 at South Alabama*	W	8-5
M16 at South Alabama*	W	8-4
M18 Belmont	W	14-6
M21 Troy*	L	4-5
M22 Troy*	L	3-5
M23 Troy*	L	7-9
M25 at Evansville	W	10-1
M26 Austin Peay	L	3-9
M29 Youngstown State	W	20-10
M29 Youngstown State	W	5-2
M30 Youngstown State	W	9-0
A1 Louisville	W	10-5
A2 at Kentucky	L	3-7
A5 FIU*	W	14-6
A5 FIU*	W	17-1
A6 FIU*	W	10-9
A8 at Vanderbilt	L	1-5
A9 Eastern Kentucky	L	5-9
A11 at New Orleans*	L	10-11
A12 at New Orleans*	L	3-5
A13 at New Orleans*	W	13-12
A15 Evansville	W	11-3
A16 Vanderbilt	L	1-5
A18 Arkansas State*	W	8-1
A19 Arkansas State*	W	7-6
A20 Arkansas State*	W	13-5
A23 Kentucky	L	1-2
A25 at Florida Atlantic*	L	6-12
A26 at Florida Atlantic*	W	11-5
A27 at Florida Atlantic*	L	5-10
A30 at Louisville	L	7-8
M2 at UALR*	W	14-5
M3 at UALR*	L	8-9
M4 at UALR*	L	4-9
M9 Louisiana-Lafayette*	L	8-9
M10 Louisiana-Lafayette*	W	11-4
M11 Louisiana-Lafayette*	W	13-4
M15 Middle Tennessee*	L	5-7
M16 Middle Tennessee*	W	6-5
M17 Middle Tennessee*	W	7-2
M21 (1) vs. Florida Atlantic	W	9-0
M23 (1) vs. ULM	W	10-4
M24 (1) vs. Florida Atlantic	L	5-6
M24 (1) vs. Florida Atlantic	W	5-4
M25 (1) vs. New Orleans	W	17-5
M30 (2) at Oklahoma State	L	3-5
M31 (2) vs. TCU	L	5-10

2009

Record: 42-20 (21-8 SBC)
H: 27-3 • **A:** 12-15 • **N:** 3-2

T-1ST IN SUN BELT CONFERENCE

NCAA TOURNAMENT PARTICIPANTS

Coach: Chris Finwood

F20 Toledo	W	3-1
F25 at Vanderbilt	L	7-10

F27 Albany	W	11-0
F27 Albany	W	23-2
M1 Albany	W	17-6
M1 Albany	W	13-3
M3 Belmont	L	8-12
M4 at Belmont	W	7-1
M6 ULM*	W	8-5
M7 ULM*	W	14-2
M8 ULM*	W	12-2
M10 at Tennessee	L	8-14
M11 at Auburn	L	7-11
M13 South Alabama*	W	7-4
M14 South Alabama*	W	10-2
M15 South Alabama*	W	16-14
M17 at Eastern Kentucky	L	7-8
M20 at Troy*	W	7-4
M21 at Troy*	L	7-9
M22 at Troy*	W	6-4
M24 Brescia	W	4-3
M25 at Louisville	L	6-7
M27 VCU	W	11-9
M28 VCU	W	20-7
M29 VCU	W	12-8
M31 Ky. Wesleyan	W	15-0
A1 Lipscomb	W	10-6
A3 at FIU*	L	8-9
A4 at FIU*	W	5-4
A5 at FIU*	L	9-12
A8 at Kentucky	W	10-9
A10 New Orleans*	W	13-1
A11 New Orleans*	W	14-1
A12 New Orleans*	W	14-4
A14 at Austin Peay	L	4-7
A17 at Arkansas State*	W	3-2
A18 at Arkansas State*	L	6-8
A19 at Arkansas State*	W	3-0
A22 Eastern Kentucky	W	11-9
A24 Florida Atlantic*	L	1-3
A25 Florida Atlantic*	W	8-3
A26 Florida Atlantic*	W	4-3
A28 Austin Peay	W	14-4
A29 at Lipscomb	W	9-3
M1 UALR*	W	12-4
M2 UALR*	W	6-5
M3 UALR*	W	12-2
M8 at La.-Lafayette*	W	6-3
M9 at La.-Lafayette*	W	4-2
M10 at La.-Lafayette*	L	5-6
M12 Louisville	L	2-10
M14 at Middle Tennessee*	L	4-10
M15 at Middle Tennessee*	L	5-11
M20 (1) vs. ULM	W	14-4
M21 (1) at Troy	W	14-11
M23 (1) vs. ULM	L	3-11
M23 (1) vs. ULM	L	2-4
M29 (2) vs. Missouri	W	11-5
M30 (2) at Mississippi	L	4-7
M31 (2) vs. Missouri	W	11-6
M31 (2) at Mississippi	W	10-9
J1 (2) at Mississippi	L	1-4

* Sun Belt Conference Game

(1) Sun Belt Tournament (Troy, Ala.)
(2) NCAA Regional (Oxford, Miss.)

2010

Record: 35-23 (16-14 SBC)

H: 19-9 • **A:** 14-12 • **N:** 2-2

T-6TH IN SUN BELT CONFERENCE

Coach: Chris Finwood

F19 Kent State	L	10-13
F20 Kent State	W	13-0
F21 Kent State	W	5-3
F26 (1) vs. #29 Texas A&MW	5-1	
F27 (1) vs. Texas State	W	4-3
F28 (1) at Baylor	W	6-2
M2 Austin Peay	W	14-7
M3 at Belmont	L	3-5
M5 Illinois-Chicago	W	14-4
M6 Illinois-Chicago	W	11-5
M7 Illinois-Chicago	L	5-7
M9 Tennessee	W	5-4
M10 at Mississippi State	L	3-9
M12 at New Orleans*	W	17-1
M13 at New Orleans*	W	7-6
M14 at New Orleans*	W	13-7
M16 at #18 Vanderbilt	W	17-2
M17 #18 Vanderbilt	L	6-17
M19 at VCU	W	19-4
M20 at VCU	W	15-3
M21 at VCU	W	9-4
M24 at Murray State	W	14-5
M26 ULM*	W	6-1
M27 ULM - 1*	W	10-0
M27 ULM - 2*	W	10-8
M31 at #30 Kentucky	W	6-3
A2 at Arkansas State*	W	4-3
A3 at Arkansas State*	L	4-6
A4 at Arkansas State*	L	1-3
A6 Murray State	W	12-2
A7 Belmont	W	3-2
A9 South Alabama*	W	13-3
A10 South Alabama*	W	12-4
A11 South Alabama*	L	5-7
A13 at Austin Peay	W	14-7
A14 #12 Louisville	L	6-7
A16 at Florida Atlantic*	L	3-10
A17 at Florida Atlantic - 1*	L	4-5
A17 at Florida Atlantic - 2*	L	8-9
A20 Kentucky	W	24-8
A21 at #11 Louisville	L	4-7
A23 FIU*	L	6-7
A25 FIU - 1*	W	8-4
A25 FIU - 2*	W	8-3
A30 at Troy*	W	7-4
M1 at Troy*	L	4-5
M2 at Troy*	L	3-6
M7 UALR*	W	5-4
M8 UALR*	L	6-8
M9 UALR*	L	2-4
M14 at La.-Lafayette*	W	2-1
M15 at La.-Lafayette*	L	5-12
M16 at La.-Lafayette*	L	3-4

M20 Middle Tennessee*	W	5-1
M21 Middle Tennessee*	L	2-7
M22 Middle Tennessee*	W	15-5
M26 (2) vs. Florida Atlantic ¹	L	8-9
M27 (2) vs. FIU ¹	L	3-7

* Sun Belt Conference Game
(1) Fifth Annual QTI Baylor Classic
(2) Sun Belt Tournament (Murfreesboro, Tenn.)

2011

Record: 33-24 (17-13 SBC)

H: 19-7 • **A:** 11-13 • **N:** 3-4

4TH IN SUN BELT CONFERENCE

Coach: Chris Finwood

F18 BGSU	W	12-1
F19 BGSU	W	8-7
F20 BGSU	W	12-3
F23 at Lipscomb	W	6-3
F25 (1) vs. K-State	W	11-3
F26 (1) at #17 CCU	L	1-6
F27 (1) vs. Pacific	L	1-4
M1 at #2 Vanderbilt	L	5-6
M4 (2) at #19 CofC	L	5-7
M5 (2) New York Tech!	W	17-1
M6 (2) #25 Auburn!	L	8-13
M9 at Ole Miss	W	7-3
M11 Illinois	W	3-1
M12 Illinois	L	5-9
M13 Illinois	W	13-5
M15 at Belmont	W	11-6
M18 Middle Tennessee*	W	5-2
M19 Middle Tennessee*	W	10-4
M20 Middle Tennessee*	W	5-4
M22 Austin Peay	W	5-2
M25 at FIU*	W	3-2
M26 at FIU*	W	6-4
M27 at FIU*	L	8-9
M29 at #23 Louisville	L	1-3
M30 Belmont	L	8-9
A1 at UALR*	W	14-3
A2 at UALR*	L	2-8
A3 at UALR*	L	6-11
A5 Louisville%	W	15-5
A8 Louisiana-Lafayette*	W	5-1
A9 Louisiana-Lafayette*	W	2-1
A10 Louisiana-Lafayette*	L	6-8
A12 at Austin Peay	W	17-6
A13 Murray State	W	3-2
A15 Arkansas State*	W	3-2
A16 Arkansas State*	W	13-2
A17 Arkansas State*	L	3-4
A19 Kentucky%	W	11-8
A22 at Troy*	L	3-6
A23 at Troy*	L	3-11
A24 at Troy*	L	9-12
A29 at ULM*	L	4-5
A30 at ULM*	W	8-5
M1 at ULM*	W	7-5
M4 at Eastern Kentucky	L	4-5
M6 Florida Atlantic*	L	2-4

M7 Florida Atlantic*	W	6-2
M8 Florida Atlantic*	W	5-4
M13 South Alabama*	L	3-6
M14 South Alabama*	L	0-4
M15 South Alabama*	W	3-2
M19 at Middle Tennessee*	W	4-0
M20 at Middle Tennessee*	L	1-5
M21 at Middle Tennessee*	W	8-6
M25 (3) FAU ¹	W	11-10
M26 (3) UALR ¹	L	5-9
M27 (3) Troy ¹	L	2-4

(1) Baseball at the Beach (Myrtle Beach, S.C.)
(2) College of Charleston Tournament (Charleston, S.C.)
(3) Sun Belt Tournament (Monroe, La.)

SUN BELT CONFERENCE TEAMS • 34-YEAR RECORDS (1978-2011)

OVERALL RECORD (BY WINS)			SBC RECORD (BY WINS)			SBC TOURNEY RECORD (BY WINS)		
TEAM	RECORD	PCT.	TEAM	RECORD	PCT.	TEAM	RECORD	PCT.
South Alabama	1244-711-1	.636	South Alabama	405-252	.616	South Alabama	76-49	.608
WKU	872-768	.531	WKU	332-194	.631	WKU	33-34	.492
Louisiana-Lafayette	713-476	.599	Louisiana-Lafayette	312-184	.629	Louisiana-Lafayette	31-35	.469
Arkansas State	552-577-1	.489	Arkansas State	223-299-1	.427	Middle Tennessee	25-14	.641
FIU	465-314	.596	FIU	190-165	.535	FIU	24-17	.585
UALR	444-619	.417	UALR	159-350	.312	Arkansas State	15-30	.333
Middle Tennessee	358-279-1	.561	Middle Tennessee	151-141	.517	Troy	13-8	.619
Troy	222-134	.623	Florida Atlantic	80-66-1	.548	UALR	7-10	.411
Florida Atlantic	167-124-1	.573	ULM	63-85	.425	Florida Atlantic	6-11	.400
ULM	136-147	.480	Troy	29-63	.315	ULM	5-6	.454

ALL-TIME SERIES HISTORY

Air Force (1-0)

Neutral: 1-0

1969 Carbondale, Ill. W 7-6
(Governor's Invitational)

Akron (8-3)

Home: 7-2; Away: 1-1

1971 Bowling Green, Ky. L 0-2
1971 Bowling Green, Ky. W 6-1
4/5/81 Bowling Green, Ky. W 3-2
Bowling Green, Ky. W 13-2
4/25/81 Akron, Ohio L 4-5
Akron, Ohio W 7-6
3/18/05 Bowling Green, Ky. W 6-3
3/19/05 Bowling Green, Ky. W 6-4
3/20/05 Bowling Green, Ky. L 9-16
3/17/06 Bowling Green, Ky. W 5-4
3/18/06 Bowling Green, Ky. W 12-7

Alabama (6-11)

Home: 1-1; Away: 5-10

3/7/79 Tuscaloosa, Ala. L 2-9
Tuscaloosa, Ala. W 10-1
3/14/81 Tuscaloosa, Ala. L 8-13
3/15/81 Tuscaloosa, Ala. L 1-2
4/6/81 Bowling Green, Ky. W 10-8
5/5/81 Tuscaloosa, Ala. L 1-9
3/9/82 Tuscaloosa, Ala. W 9-4
3/10/82 Tuscaloosa, Ala. W 5-2
2/21/86 Tuscaloosa, Ala. L 5-22
2/22/86 Tuscaloosa, Ala. W 13-12
2/23/86 Tuscaloosa, Ala. L 5-8
2/20/87 Tuscaloosa, Ala. W 10-4
2/21/87 Tuscaloosa, Ala. L 5-6
2/20/88 Tuscaloosa, Ala. L 0-7
2/21/88 Tuscaloosa, Ala. L 3-9
4/28/92 Tuscaloosa, Ala. L 6-7
5/11/93 Bowling Green, Ky. L 11-13

UAB (29-25)

Home: 18-8; Away: 11-17

3/6/81 Birmingham, Ala. L 1-5
4/9/83 Birmingham, Ala. L 5-11
Birmingham, Ala. W 9-2
4/10/83 Birmingham, Ala. W 9-7
4/24/83 Bowling Green, Ky. L 7-9
Bowling Green, Ky. W 10-7
4/7/84 Birmingham, Ala. L 0-1
4/8/84 Birmingham, Ala. L 3-5
4/21/84 Bowling Green, Ky. W 5-2
Bowling Green, Ky. W 6-5
4/22/84 Bowling Green, Ky. W 14-12
4/6/85 Bowling Green, Ky. W 7-6
Bowling Green, Ky. W 7-3
4/7/85 Bowling Green, Ky. W 8-0
4/20/85 Birmingham, Ala. L 1-12
Birmingham, Ala. W 10-7
4/21/85 Birmingham, Ala. W 11-8
3/29/86 Birmingham, Ala. L 2-5
Birmingham, Ala. L 4-7
3/30/86 Birmingham, Ala. L 4-8
4/19/86 Bowling Green, Ky. W 3-2
Bowling Green, Ky. L 3-6
3/28/87 Birmingham, Ala. L 3-4
Birmingham, Ala. L 5-6
3/29/87 Birmingham, Ala. L 2-3
4/18/87 Bowling Green, Ky. W 4-0
Bowling Green, Ky. W 9-8
4/19/87 Bowling Green, Ky. L 5-10
4/9/88 Bowling Green, Ky. W 10-1
Bowling Green, Ky. W 7-5
4/10/88 Bowling Green, Ky. W 9-4
4/23/88 Birmingham, Ala. W 9-6
4/24/88 Birmingham, Ala. W 10-2
4/25/88 Birmingham, Ala. W 8-5
4/8/89 Birmingham, Ala. W 12-4
4/9/89 Birmingham, Ala. W 7-2

Birmingham, Ala. L 3-9
4/15/89 Bowling Green, Ky. L 3-7
Bowling Green, Ky. W 5-4
4/16/89 Bowling Green, Ky. W 15-5
4/7/90 Bowling Green, Ky. L 0-15
4/8/90 Bowling Green, Ky. L 0-3
Bowling Green, Ky. W 4-2
4/14/90 Birmingham, Ala. W 2-0
Birmingham, Ala. W 6-2
4/15/90 Birmingham, Ala. L 8-9
4/6/91 Birmingham, Ala. L 5-9
Birmingham, Ala. L 6-7
4/7/91 Birmingham, Ala. L 8-12
5/4/91 Bowling Green, Ky. W 8-2
Bowling Green, Ky. L 0-7 (f)
5/5/91 Bowling Green, Ky. L 6-7
3/25/93 Bowling Green, Ky. W 12-2
2/25/94 Birmingham, Ala. L 8-10

Albany (5-2)

Home: 5-2

3/23/07 Bowling Green, Ky. L 8-12
3/24/07 Bowling Green, Ky. W 21-8
3/25/07 Bowling Green, Ky. L 0-7
2/27/09 Bowling Green, Ky. W 11-0
2/27/09 Bowling Green, Ky. W 23-2
3/1/09 Bowling Green, Ky. W 17-6
3/1/09 Bowling Green, Ky. W 13-3

Albion (Mich.) (2-0)

Home: 1-0; Neutral: 1-0

1952 Bowling Green, Ky. W 3-2
3/7/81 Florence, Ala. W 17-0

Arkansas (0-2)

Away: 0-2

3/14/87 Fayetteville, Ark. L 3-8
3/15/87 Fayetteville, Ark. L 2-5

UALR (43-29)

Home: 24-10; Away: 18-16;

Neutral: 1-1

4/11/92 Little Rock, Ark. L 11-12
Little Rock, Ark. L 5-8
4/12/92 Little Rock, Ark. L 6-7
4/18/92 Bowling Green, Ky. W 6-4
Bowling Green, Ky. W 7-2
4/19/92 Bowling Green, Ky. W 5-4
3/27/93 Little Rock, Ark. W 8-5
Little Rock, Ark. W 13-9
3/28/93 Little Rock, Ark. W 7-4
4/3/93 Bowling Green, Ky. L 5-6
Bowling Green, Ky. L 0-5
4/4/93 Bowling Green, Ky. W 11-7
4/9/94 Little Rock, Ark. L 9-14
Little Rock, Ark. L 1-4
4/10/94 Little Rock, Ark. L 0-5
5/12/94 Bowling Green, Ky. W 10-5
5/13/94 Bowling Green, Ky. W 6-5
4/22/95 Little Rock, Ark. W 5-3
Little Rock, Ark. L 2-4
4/23/95 Little Rock, Ark. L 10-11
3/30/96 Bowling Green, Ky. W 5-4
Bowling Green, Ky. L 1-10
3/29/97 Little Rock, Ark. L 7-13
Little Rock, Ark. L 4-6
3/30/97 Little Rock, Ark. W 10-1
4/11/98 Bowling Green, Ky. W 6-2
Bowling Green, Ky. W 3-2
4/12/98 Bowling Green, Ky. W 7-6
5/1/99 Little Rock, Ark. W 13-1
Little Rock, Ark. W 5-4
5/2/99 Little Rock, Ark. W 7-5
5/20/99 New Orleans, La. W 9-2
(Sun Belt Tournament)
3/11/00 Little Rock, Ark. W 6-0
Little Rock, Ark. W 6-4

3/12/00 Little Rock, Ark. W 4-0
4/28/00 Bowling Green, Ky. L 4-6
4/29/00 Bowling Green, Ky. L 8-10
4/30/00 Bowling Green, Ky. W 9-5
4/20/01 Bowling Green, Ky. W 9-3
4/21/01 Bowling Green, Ky. W 7-4
4/22/01 Bowling Green, Ky. L 3-15
3/22/02 Little Rock, Ark. W 8-3
3/23/02 Little Rock, Ark. L 6-8
3/24/02 Little Rock, Ark. L 3-7
5/9/03 Bowling Green, Ky. W 7-6
5/10/03 Bowling Green, Ky. W 9-4
5/11/03 Bowling Green, Ky. W 3-2
5/14/04 Little Rock, Ark. W 12-3
5/15/04 Little Rock, Ark. W 6-4
5/16/04 Little Rock, Ark. W 10-8
4/2/05 Bowling Green, Ky. L 6-7
Bowling Green, Ky. L 2-5
4/3/05 Bowling Green, Ky. W 8-6
3/31/06 Little Rock, Ark. W 5-4
4/1/06 Little Rock, Ark. L 8-12
4/2/06 Little Rock, Ark. L 13-14
4/27/07 Bowling Green, Ky. W 3-0
4/28/07 Bowling Green, Ky. W 14-7
4/29/07 Bowling Green, Ky. W 10-4
5/2/08 Little Rock, Ark. W 14-5
5/3/08 Little Rock, Ark. L 8-9
5/4/08 Little Rock, Ark. L 4-9
5/1/09 Bowling Green, Ky. W 12-4
5/2/09 Bowling Green, Ky. W 6-5
5/3/09 Bowling Green, Ky. W 12-2
5/7/10 Bowling Green, Ky. W 5-4
5/8/10 Bowling Green, Ky. L 6-8
5/9/10 Bowling Green, Ky. L 2-4
4/1/11 Little Rock, Ark. W 14-3
4/2/11 Little Rock, Ark. L 2-8
4/3/11 Little Rock, Ark. L 6-11
5/26/11 Monroe, La. L 5-9
(Sun Belt Tournament)

Arkansas State (34-31)

Home: 16-16; Away: 17-15; Neutral: 1-0

5/1/93 Bowling Green, Ky. L 6-9
Bowling Green, Ky. L 0-9
5/2/93 Bowling Green, Ky. W 3-1
5/8/93 Jonesboro, Ark. L 0-1
Jonesboro, Ark. W 5-2
5/9/93 Jonesboro, Ark. W 3-1
4/2/94 Jonesboro, Ark. W 1-0
Jonesboro, Ark. L 3-8
4/3/94 Jonesboro, Ark. L 3-15
4/30/94 Bowling Green, Ky. L 2-5
Bowling Green, Ky. L 4-5
5/1/94 Bowling Green, Ky. W 13-4
3/18/95 Jonesboro, Ark. L 2-4
Jonesboro, Ark. L 0-15
3/19/95 Jonesboro, Ark. L 0-5
4/20/96 Bowling Green, Ky. L 2-3
Bowling Green, Ky. L 0-4
4/21/96 Bowling Green, Ky. W 11-3
3/15/97 Jonesboro, Ark. W 2-0
Jonesboro, Ark. L 3-4
3/16/97 Jonesboro, Ark. L 2-5
4/4/98 Bowling Green, Ky. L 7-22
Bowling Green, Ky. L 5-6
4/5/98 Bowling Green, Ky. W 8-7
3/20/99 Bowling Green, Ky. W 5-0
Bowling Green, Ky. L 3-4
3/21/99 Bowling Green, Ky. W 10-3
4/17/99 Jonesboro, Ark. W 13-4
Jonesboro, Ark. L 0-1
4/18/99 Jonesboro, Ark. W 9-3
4/14/00 Jonesboro, Ark. W 4-0
4/15/00 Jonesboro, Ark. W 8-2
4/16/00 Jonesboro, Ark. W 5-0
3/23/01 Bowling Green, Ky. L 7-12

3/24/01 Bowling Green, Ky. W 15-4
3/25/01 Bowling Green, Ky. W 8-4
3/31/02 Jonesboro, Ark. W 7-3
Jonesboro, Ark. W 7-4
5/24/02 Mobile, Ala. W 9-8
(Sun Belt Tournament)
4/4/03 Bowling Green, Ky. W 2-1
4/5/03 Bowling Green, Ky. L 1-6
4/9/04 Jonesboro, Ark. W 10-4
4/10/04 Jonesboro, Ark. W 17-10
4/11/04 Jonesboro, Ark. L 6-10
5/7/05 Bowling Green, Ky. L 6-10
Bowling Green, Ky. W 13-10
5/8/05 Bowling Green, Ky. L 9-16
5/5/06 Jonesboro, Ark. L 4-21
5/6/06 Jonesboro, Ark. W 7-6
5/7/06 Jonesboro, Ark. L 12-15
4/13/07 Bowling Green, Ky. L 5-8
4/14/07 Bowling Green, Ky. W 10-3
4/15/07 Bowling Green, Ky. L 4-6
4/18/08 Jonesboro, Ark. W 8-1
4/19/08 Bowling Green, Ky. W 7-6
4/20/08 Bowling Green, Ky. W 13-5
4/17/09 Jonesboro, Ark. W 3-2
4/18/09 Jonesboro, Ark. L 6-8
4/19/09 Jonesboro, Ark. W 3-0
4/2/10 Jonesboro, Ark. W 4-3
4/3/10 Jonesboro, Ark. L 4-6
4/4/10 Jonesboro, Ark. L 1-3
4/15/11 Bowling Green, Ky. W 3-2
4/16/11 Bowling Green, Ky. W 13-2
4/17/11 Bowling Green, Ky. L 3-4

Asbury (Ky.) (2-0)

Home: 2-0

2/23/01 Bowling Green, Ky. W 20-5
2/22/02 Bowling Green, Ky. W 13-2

Auburn (0-3)

Away: 0-2

3/8/79 Auburn, Ala. L 1-17
3/11/09 Auburn, Ala. L 7-11
3/5/11 Charleston, S.C. L 8-13
(College of Charleston Tourn.)

Auburn HS (2-0)

Home: 2-0

1913 Bowling Green, Ky. W 4-3
1913 Bowling Green, Ky. W 19-13

Aurora (Ill.) (8-0)

Home: 8-0

3/26/81 Bowling Green, Ky. W 8-5
Bowling Green, Ky. W 7-0
3/27/81 Bowling Green, Ky. W 10-0
Bowling Green, Ky. W 12-1
3/26/82 Bowling Green, Ky. W 12-0
Bowling Green, Ky. W 16-4
3/27/82 Bowling Green, Ky. W 6-3
Bowling Green, Ky. W 16-2

Austin Peay (92-54-1)

Home: 48-22-1; Away: 44-32

1933 Clarksville, Tenn. L 7-14
1933 Bowling Green, Ky. L 3-4
1934 Clarksville, Tenn. W 18-4
1934 Bowling Green, Ky. W 17-7
1937 Bowling Green, Ky. W 9-2
1937 Clarksville, Tenn. W 8-5
1938 Clarksville, Tenn. W 10-8
1938 Bowling Green, Ky. L 3-9
1939 Bowling Green, Ky. W 3-1
1939 Clarksville, Tenn. L 9-12
1948 Bowling Green, Ky. W 17-12
1948 Clarksville, Tenn. W 10-5
1949 Bowling Green, Ky. W 3-1
1949 Clarksville, Tenn. W 14-3

1950	Bowling Green, Ky. W	4-2
1950	Clarksville, Tenn. L	6-11
1951	Clarksville, Tenn. L	3-7
1951	Bowling Green, Ky. L	11-24
1957	Clarksville, Tenn. L	4-5
1959	Clarksville, Tenn. W	17-8
1959	Clarksville, Tenn. W	6-5
1960	Clarksville, Tenn. L	1-9
1961	Bowling Green, Ky. W	9-0
1961	Clarksville, Tenn. W	9-0
1962	Clarksville, Tenn. L	6-7
1964	Clarksville, Tenn. W	5-4
1964	Clarksville, Tenn. W	3-1
1964	Clarksville, Tenn. W	8-7
1964	Clarksville, Tenn. W	13-0
1965	Bowling Green, Ky. W	2-0
1965	Bowling Green, Ky. W	5-3
1965	Clarksville, Tenn. L	2-4
1965	Clarksville, Tenn. L	7-10
1966	Clarksville, Tenn. W	5-4
1966	Clarksville, Tenn. L	2-11
1966	Bowling Green, Ky. W	7-0
1966	Bowling Green, Ky. L	1-3
1967	Bowling Green, Ky. W	14-6
1967	Bowling Green, Ky. W	2-1
1967	Clarksville, Tenn. W	4-3
1967	Clarksville, Tenn. L	5-6
1968	Bowling Green, Ky. W	5-3
1968	Bowling Green, Ky. W	4-0
1968	Clarksville, Tenn. W	2-0
1968	Clarksville, Tenn. L	6-7
1969	Bowling Green, Ky. W	9-5
1969	Bowling Green, Ky. W	6-2
1969	Clarksville, Tenn. W	9-0
1969	Clarksville, Tenn. W	11-4
1970	Bowling Green, Ky. W	6-2
1970	Bowling Green, Ky. L	1-2
1970	Clarksville, Tenn. W	4-1
1970	Clarksville, Tenn. L	5-11
1971	Bowling Green, Ky. L	3-5
1971	Bowling Green, Ky. W	5-4
1972	Clarksville, Tenn. W	2-1
1972	Clarksville, Tenn. L	0-12
1972	Bowling Green, Ky. W	4-2
1972	Bowling Green, Ky. L	3-6
1972	Clarksville, Tenn. L	1-2
1972	Clarksville, Tenn. W	5-2
1973	Bowling Green, Ky. L	2-3
1973	Bowling Green, Ky. L	3-4
1973	Bowling Green, Ky. L	3-5
1973	Bowling Green, Ky. W	4-3
1974	Clarksville, Tenn. L	8-15
1974	Clarksville, Tenn. W	6-3
1974	Clarksville, Tenn. L	2-9
1974	Clarksville, Tenn. W	4-3
1975	Bowling Green, Ky. L	7-10
1975	Bowling Green, Ky. W	6-0
1976	Clarksville, Tenn. W	7-0
1976	Clarksville, Tenn. W	2-1
1977	Clarksville, Tenn. L	0-5
1977	Clarksville, Tenn. W	7-4
1978	Bowling Green, Ky. W	5-2
1978	Bowling Green, Ky. L	1-3
1978	Clarksville, Tenn. L	7-10
1978	Clarksville, Tenn. W	7-3
1978	Bowling Green, Ky. L	0-2
1978	Bowling Green, Ky. T	2-2
4/8/79	Clarksville, Tenn. L	2-3
4/25/79	Bowling Green, Ky. W	7-1
	Bowling Green, Ky. L	3-4
4/6/80	Clarksville, Tenn. W	5-4
	Clarksville, Tenn. W	9-8
4/24/80	Bowling Green, Ky. W	5-3
	Bowling Green, Ky. W	16-1
3/29/81	Bowling Green, Ky. W	1-9 (f)
4/30/81	Bowling Green, Ky. W	9-12 (f)
	(OVC Tournament)	

4/1/82	Bowling Green, Ky. W	6-5
	Bowling Green, Ky. W	4-5
4/21/82	Clarksville, Tenn. W	2-1
	Clarksville, Tenn. W	2-1
3/31/83	Bowling Green, Ky. L	4-5
4/12/83	Clarksville, Tenn. W	21-15
3/29/84	Clarksville, Tenn. L	1-2
4/11/84	Bowling Green, Ky. W	13-9
4/3/85	Clarksville, Tenn. W	5-3
4/15/86	Clarksville, Tenn. L	5-6
4/29/86	Bowling Green, Ky. W	7-2
4/29/87	Bowling Green, Ky. W	10-8
4/5/88	Clarksville, Tenn. W	26-13
4/19/88	Bowling Green, Ky. W	20-7
4/12/89	Bowling Green, Ky. L	4-5
4/18/89	Clarksville, Tenn. W	13-6
4/11/90	Bowling Green, Ky. W	10-5
4/23/90	Clarksville, Tenn. W	12-10
2/28/91	Bowling Green, Ky. L	6-9
4/10/91	Bowling Green, Ky. W	7-2
5/7/91	Clarksville, Tenn. W	10-5
4/1/92	Bowling Green, Ky. W	10-2
4/27/92	Clarksville, Tenn. L	3-4
5/11/92	Bowling Green, Ky. W	5-3
4/27/93	Clarksville, Tenn. L	6-18
4/28/93	Bowling Green, Ky. W	10-5
4/21/94	Clarksville, Tenn. W	14-6
4/26/94	Bowling Green, Ky. W	4-2
4/20/95	Bowling Green, Ky. W	8-4
4/25/95	Clarksville, Tenn. L	4-5
4/2/96	Bowling Green, Ky. L	3-17
4/17/96	Clarksville, Tenn. W	8-4
4/2/97	Clarksville, Tenn. L	8-22
4/16/97	Bowling Green, Ky. W	9-3
4/8/98	Bowling Green, Ky. L	8-9
4/15/98	Clarksville, Tenn. W	6-4
4/7/99	Bowling Green, Ky. L	4-12
5/6/99	Clarksville, Tenn. W	13-1
4/18/00	Clarksville, Tenn. W	7-5
4/4/01	Clarksville, Tenn. L	12-14
4/10/01	Bowling Green Ky. W	8-2
4/2/02	Bowling Green, Ky. W	14-2
4/16/02	Clarksville, Tenn. L	7-8
4/8/03	Clarksville, Tenn. W	9-2
4/14/04	Clarksville, Tenn. W	13-1
4/27/05	Clarksville, Tenn. L	4-5
5/17/05	Bowling Green, Ky. W	29-13
4/4/06	Bowling Green, Ky. L	9-12
4/18/06	Clarksville, Tenn. L	5-11
4/24/07	Bowling Green, Ky. L	5-6
3/26/08	Bowling Green, Ky. L	3-9
4/14/09	Clarksville, Tenn. L	4-7
4/28/09	Bowling Green, Ky. W	14-4
3/2/10	Bowling Green, Ky. W	14-7
4/13/10	Clarksville, Tenn. W	14-7
3/22/11	Bowling Green, Ky. W	5-2
4/12/11	Clarksville, Tenn. W	17-6
Ball State (1-1)		
Home: 1-1		
2/26/83	Bowling Green, Ky. L	5-6
	Bowling Green, Ky. W	9-4
Baylor (1-2)		
Away: 1-2		
3/12/87	Waco, Texas L	5-11
3/13/87	Waco, Texas L	6-8
2/28/10	Waco, Texas W	6-2
Bellarmino (29-11)		
Home: 20-4; Away: 9-7		
1960	Bowling Green, Ky. L	2-5
1960	Louisville, Ky. W	4-3
1961	Bowling Green, Ky. W	1-0
1961	Louisville, Ky. W	5-4
1962	Bowling Green, Ky. W	5-0
1962	Louisville, Ky. L	5-9

1963	Bowling Green, Ky. W	9-0
1965	Louisville, Ky. W	9-7
1966	Bowling Green, Ky. W	12-1
1967	Bowling Green, Ky. W	10-2
1967	Louisville, Ky. W	9-2
1968	Bowling Green, Ky. W	4-3
1970	Bowling Green, Ky. W	3-0
1970	Bowling Green, Ky. W	3-0
1973	Bowling Green, Ky. L	5-7
1973	Bowling Green, Ky. W	8-0
1973	Louisville, Ky. L	0-2
1973	Louisville, Ky. L	4-5
1974	Bowling Green, Ky. W	1-0
1974	Bowling Green, Ky. W	5-4
1974	Louisville, Ky. L	7-8
1974	Louisville, Ky. W	7-6
1975	Bowling Green, Ky. W	7-1
1975	Bowling Green, Ky. L	0-3
1977	Bowling Green, Ky. W	5-3
1977	Bowling Green, Ky. W	10-5
1977	Louisville, Ky. W	8-7
1977	Louisville, Ky. W	13-6
3/15/83	Bowling Green, Ky. W	6-5
	Bowling Green, Ky. L	0-5
3/15/84	Louisville, Ky. L	4-7
4/11/85	Bowling Green, Ky. W	5-4
3/26/86	Louisville, Ky. W	6-4
4/8/86	Bowling Green, Ky. W	14-5
3/5/87	Louisville, Ky. W	6-1
3/24/87	Bowling Green, Ky. W	4-1
3/16/88	Louisville, Ky. L	5-6
3/29/88	Bowling Green, Ky. W	11-5
4/4/89	Louisville, Ky. L	3-5
4/17/91	Bowling Green, Ky. W	4-0
Belmont (17-17)		
Home: 8-8; Away: 9-9		
1954	Bowling Green, Ky. W	9-8
1954	Nashville, Tenn. W	12-9
1955	Nashville, Tenn. W	5-3
1955	Bowling Green, Ky. L	11-14
1958	Nashville, Tenn. W	8-7
1958	Bowling Green, Ky. W	9-2
1959	Bowling Green, Ky. L	7-13
1959	Nashville, Tenn. W	9-0
1960	Nashville, Tenn. L	6-8
1961	Nashville, Tenn. L	0-13
1963	Bowling Green, Ky. L	3-4
1963	Nashville, Tenn. W	7-1
1964	Nashville, Tenn. L	6-7
1964	Bowling Green, Ky. W	16-6
1965	Bowling Green, Ky. L	0-5
1965	Nashville, Tenn. L	1-3
1970	Bowling Green, Ky. W	5-2
1970	Bowling Green, Ky. W	3-1
3/16/99	Nashville, Tenn. W	16-3
2/22/00	Nashville, Tenn. W	8-1
3/12/03	Bowling Green, Ky. L	1-4
3/9/04	Nashville, Tenn. L	3-9
3/23/05	Nashville, Tenn. L	8-9
2/21/06	Nashville, Tenn. L	4-7
5/3/06	Bowling Green, Ky. L	7-15
4/10/07	Bowling Green, Ky. W	6-5
3/5/08	Nashville, Tenn. L	1-6
3/18/08	Bowling Green, Ky. W	14-6
3/3/09	Bowling Green, Ky. L	8-12
3/4/09	Nashville, Tenn. W	7-1
3/2/10	Nashville, Tenn. L	3-5
4/7/10	Bowling Green, Ky. W	3-2
3/15/11	Nashville, Tenn. W	11-6
3/30/11	Bowling Green, Ky. L	8-9
Berea (1-0)		
Away: 1-0		
1910	Berea, Ky. W	6-4

Bethel (Ky.) (7-0)		
Home: 3-0; Away: 4-0		
1926	Bethel, Ky. W	12-0
1926	Bowling Green, Ky. W	6-3
1927	Bethel, Ky. W	1-0
1927	Bethel, Ky. W	1-0
1928	Bowling Green, Ky. W	9-5
1959	Bowling Green, Ky. W	24-2
1959	Bethel, Ky. W	9-0
Bethel (Tenn.) (7-7)		
Home: 2-4; Away: 5-3		
1914	Bowling Green, Ky. L	1-3
1914	Bowling Green, Ky. W	9-5
1924	McKenzie, Tenn. L	5-7
1925	Bowling Green, Ky. L	3-5
1925	Bowling Green, Ky. W	9-8
1925	McKenzie, Tenn. W	6-5
1925	McKenzie, Tenn. L	2-4
1925	McKenzie, Tenn. W	1-0
1925	McKenzie, Tenn. W	7-0
1926	McKenzie, Tenn. W	2-1
1926	McKenzie, Tenn. L	3-6
1926	Bowling Green, Ky. L	2-3
1927	McKenzie, Tenn. W	2-0
1927	Bowling Green, Ky. L	3-4
Birmingham-Southern (1-0)		
Away: 1-0		
2/26/94	Birmingham, Ala. W	3-1
Bowling Green State (8-2)		
Home: 8-2		
3/24/85	Bowling Green, Ky. W	2-1
3/16/02	Bowling Green, Ky. L	1-3
	Bowling Green, Ky. W	6-2
3/17/02	Bowling Green, Ky. W	8-7
2/22/08	Bowling Green, Ky. W	11-4
2/23/08	Bowling Green, Ky. L	9-12
2/24/08	Bowling Green, Ky. W	14-9
2/18/11	Bowling Green, Ky. W	12-1
2/19/11	Bowling Green, Ky. W	8-7
2/20/11	Bowling Green, Ky. W	12-3
Bradley (4-3)		
Home: 4-2; Away: 0-1		
1971	Peoria, Ill. W	0-4
3/9/91	Bowling Green, Ky. L	7-6
	Bowling Green, Ky. L	4-16
3/10/91	Bowling Green, Ky. W	7-0
	Bowling Green, Ky. L	3-7
3/2/02	Bowling Green, Ky. W	4-3
	Bowling Green, Ky. W	12-3
Bradley Tech (0-1)		
Home: 0-1		
1940	Bowling Green, Ky. L	4-6
Brescia (2-0)		
Home: 2-0		
4/18/02	Bowling Green, Ky. W	8-4
3/24/09	Bowling Green, Ky. W	4-3
Butler (10-2)		
Home: 9-2; Neutral: 1-0		
3/11/81	Panama City, Fla. W	7-2
3/20/90	Bowling Green, Ky. L	2-4
	Bowling Green, Ky. W	12-4
3/15/91	Bowling Green, Ky. W	6-0
3/16/91	Bowling Green, Ky. W	6-0
	Bowling Green, Ky. L	3-4
2/22/97	Bowling Green, Ky. W	8-3
	Bowling Green, Ky. W	2-1
2/23/97	Bowling Green, Ky. W	8-3
3/3/06	Bowling Green, Ky. W	9-3
3/4/06	Bowling Green, Ky. W	12-10
3/5/06	Bowling Green, Ky. W	3-2

1960 Bowling Green, Ky.T	2-2	4/25/07 Richmond, Ky.L	11-16	3/25/08 Evansville, Ind.W	10-1	3/30/03 Miami, Fla.L	9-10
1962 Richmond, Ky.L	3-7	4/9/08 Bowling Green, Ky.L	5-9	4/15/08 Bowling Green, Ky.W	11-3	5/21/03 Lafayette, La.W	13-9
1971 Bowling Green, Ky.L	5-6	3/17/09 Richmond, Ky.L	7-8	Faculty (1-0)			
1971 Bowling Green, Ky.W	7-4	4/22/09 Bowling Green, Ky.W	11-9	Home: 1-0			
1972 Richmond, Ky.L	4-5	5/4/11 Richmond, Ky.L	2-4	1912 Bowling Green, Ky.W	15-2	5/23/03 Lafayette, La.W	8-3
1972 Richmond, Ky.L	0-1	Elkton HS (2-1)					
1972 Bowling Green, Ky.L	4-5	Home: 1-0; Away: 1-1					
1972 Bowling Green, Ky.W	7-0	1912 Bowling Green, Ky.W	5-1	Ferris State (4-2)			
1972 Richmond, Ky.W	3-2	1912 Elkton, Ky.L	0-3	Home: 4-2			
1972 Richmond, Ky.L	0-1	1912 Elkton, Ky.W	13-3	3/26/79 Bowling Green, Ky.W	9-1	4/2/04 Bowling Green, Ky.W	2-1
1973 Richmond, Ky.W	8-1	Evansville (35-28-2)					
1973 Richmond, Ky.T	1-1	Home: 22-11-2; Away: 13-17					
1973 Bowling Green, Ky.W	8-1	1926 Bowling Green, Ky.L	3-6	3/27/79 Bowling Green, Ky.W	7-3	4/3/04 Bowling Green, Ky.L	8-17
1973 Bowling Green, Ky.W	5-2	1926 Bowling Green, Ky.W	5-3	Bowling Green, Ky.W	4-3	4/4/04 Bowling Green, Ky.L	6-7
1974 Bowling Green, Ky.W	7-3	1926 Bowling Green, Ky.W	24-4	3/24/83 Bowling Green, Ky.L	4-11	5/27/04 Mobile, Ala.W	6-5
1974 Bowling Green, Ky.L	3-4	1926 Bowling Green, Ky.W	4-1	Bowling Green, Ky.L	8-9	(Sun Belt Tournament)	
1975 Richmond, Ky.L	4-5	1926 Evansville, Ind.W	5-4	Florida (0-6)			
1975 Richmond, Ky.L	10-11	1946 Bowling Green, Ky.W	12-6	Away: 0-6			
1977 Bowling Green, Ky.W	4-3	1946 Evansville, Ind.W	20-9	3/12/79 Gainesville, Fla.L	2-3	5/12/06 Bowling Green, Ky.L	4-5
1977 Bowling Green, Ky.W	9-3	1947 Evansville, Ind.L	5-6	3/13/79 Gainesville, Fla.L	3-4	5/13/06 Bowling Green, Ky.L	0-5
4/7/79 Bowling Green, Ky.W	3-0	1947 Evansville, Ind.L	1-6	3/17/80 Gainesville, Fla.L	7-8	5/14/06 Bowling Green, Ky.W	9-5
Bowling Green, Ky.L	3-4	1948 Bowling Green, Ky.L	1-5	3/18/80 Gainesville, Fla.L	15-16	5/25/06 Bowling Green, Ky.L	6-8
4/22/79 Richmond, Ky.W	16-6	1948 Evansville, Ind.L	0-14	2/24/98 Gainesville, Fla.L	2-3	(Sun Belt Tournament)	
Richmond, Ky.W	12-1	1949 Evansville, Ind.L	1-8	2/25/98 Gainesville, Fla.L	2-3	5/13/05 Miami, Fla.L	5-11
4/5/80 Bowling Green, Ky.W	4-1	1950 Evansville, Ind.W	12-4	Florida Atlantic (9-12)			
Bowling Green, Ky.W	20-0	1950 Bowling Green, Ky.W	12-4	Home: 5-4; Away: 1-5; Neutral: 2-3			
4/20/80 Richmond, Ky.W	6-5	1951 Bowling Green, Ky.W	2-1	3/9/07 Bowling Green, Ky.L	3-13	5/14/05 Miami, Fla.W	9-8
Richmond, Ky.W	12-8	1951 Evansville, Ind.W	14-4	3/10/07 Bowling Green, Ky.W	12-11	5/15/05 Miami, Fla.L	3-4
4/11/81 Richmond, Ky.W	3-1	1952 Evansville, Ind.L	8-10	3/11/07 Bowling Green, Ky.L	7-9	5/12/06 Bowling Green, Ky.L	4-5
Richmond, Ky.W	18-6	1952 Bowling Green, Ky.W	8-5	3/11/07 Bowling Green, Ky.L	6-7	5/13/06 Bowling Green, Ky.L	0-5
4/16/81 Bowling Green, Ky.L	0-4	1953 Bowling Green, Ky.W	17-2	(Sun Belt Tournament)		5/14/06 Bowling Green, Ky.W	9-5
4/17/81 Bowling Green, Ky.W	11-6	1953 Evansville, Ind.W	8-6	4/25/08 Boca Raton, Fla.L	6-12	5/25/06 Bowling Green, Ky.L	6-8
4/30/81 Bowling Green, Ky.L	8-11	1954 Bowling Green, Ky.W	6-1	4/26/08 Boca Raton, Fla.W	11-5	(Sun Belt Tournament)	
(OVC Tournament)		1954 Evansville, Ind.W	10-6	4/27/08 Boca Raton, Fla.L	5-10	3/16/07 Miami, Fla.L	2-5
5/1/82 Bowling Green, Ky.W	6-3	1956 Bowling Green, Ky.T	6-6	5/21/08 Lafayette, La.W	9-0	3/17/07 Miami, Fla.W	6-5
(OVC Tournament)		1956 Evansville, Ind.W	5-4	(Sun Belt Tournament)		3/18/07 Miami, Fla.W	13-5
3/31/84 Bowling Green, Ky.W	5-3	1970 Evansville, Ind.L	4-5	5/24/08 Lafayette, La.L	5-6	4/5/08 Bowling Green, Ky.W	14-6
Bowling Green, Ky.L	4-8	1970 Evansville, Ind.W	17-7	(Sun Belt Tournament)		Bowling Green, Ky.W	17-1
5/6/84 Richmond, Ky.L	1-4	1974 Bowling Green, Ky.L	1-2	Lafayette, La.W	5-4	4/6/08 Bowling Green, Ky.W	10-9
Richmond, Ky.L	4-7	1974 Bowling Green, Ky.W	1-0	(Sun Belt Tournament)		4/3/09 Miami, Fla.L	8-9
3/23/88 Bowling Green, Ky.L	8-9	1977 Bowling Green, Ky.L	10-13	4/24/09 Bowling Green, Ky.L	1-3	4/4/09 Miami, Fla.W	5-4
3/24/88 Bowling Green, Ky.W	9-2	1977 Evansville, Ind.L	5-6	4/25/09 Bowling Green, Ky.W	8-3	4/5/09 Miami, Fla.L	9-12
3/15/89 Bowling Green, Ky.W	6-2	1978 Bowling Green, Ky.W	5-0	4/26/09 Bowling Green, Ky.W	4-3	4/23/10 Bowling Green, Ky.L	6-7
5/11/89 Richmond, Ky.L	4-14	3/9/80 Bowling Green, Ky.W	4-2	4/16/10 Boca Raton, Fla.L	3-10	4/25/10 Bowling Green, Ky.W	8-4
3/27/90 Bowling Green, Ky.L	2-10	Bowling Green, Ky.T	4-4	4/17/10 Boca Raton, Fla.L	4-5	4/25/10 Bowling Green, Ky.W	8-3
5/10/90 Richmond, Ky.W	14-7	4/13/81 Bowling Green, Ky.W	7-2	4/18/10 Boca Raton, Fla.L	8-9	5/27/10 Murfreesboro, Tenn.L	3-7
3/6/91 Bowling Green, Ky.W	8-2	Bowling Green, Ky.W	10-0	5/26/10 Murfreesboro, Tenn.L	8-9	(Sun Belt Tournament)	
5/8/91 Richmond, Ky.L	3-4	3/23/82 Evansville, Ind.L	5-6	5/6/11 Bowling Green, Ky.L	2-4	3/25/11 Miami, Fla.W	3-2
3/24/92 Richmond, Ky.W	20-3	Evansville, Ind.W	9-1	5/7/11 Bowling Green, Ky.W	6-2	3/26/11 Miami, Fla.W	6-4
3/10/93 Richmond, Ky.W	15-4	3/7/85 Bowling Green, Ky.L	2-8	5/8/11 Bowling Green, Ky.W	5-4	3/27/11 Miami, Fla.L	8-9
4/6/93 Bowling Green, Ky.W	9-6	Bowling Green, Ky.L	2-8	5/25/11 Monroe, La.W	11-10	Florida State (1-14)	
3/31/94 Bowling Green, Ky.W	7-1	5/1/86 Evansville, Ind.W	8-6	(Sun Belt Tournament)		Away: 1-14	
5/11/94 Richmond, Ky.L	10-11	Evansville, Ind.L	1-3	4/24/09 Bowling Green, Ky.L	1-3	1978 Tallahassee, Fla.L	4-13
3/29/95 Richmond, Ky.L	6-8	4/28/87 Bowling Green, Ky.W	10-9	4/25/09 Bowling Green, Ky.W	8-3	1978 Tallahassee, Fla.L	3-16
4/12/95 Bowling Green, Ky.W	14-9	Bowling Green, Ky.L	5-14	4/26/09 Bowling Green, Ky.W	4-3	3/17/79 Tallahassee, Fla.L	4-14
3/26/96 Richmond, Ky.L	5-6	4/26/88 Bowling Green, Ky.W	5-4	4/16/10 Boca Raton, Fla.L	3-10	5/24/80 Tallahassee, Fla.L	7-19
4/9/96 Bowling Green, Ky.W	10-7	4/27/88 Evansville, Ind.L	3-18	4/17/10 Boca Raton, Fla.L	4-5	(NCAA Regional)	
3/25/97 Richmond, Ky.L	5-10	4/25/89 Bowling Green, Ky.L	8-7	4/18/10 Boca Raton, Fla.L	8-9	5/25/80 Tallahassee, Fla.L	5-10
4/30/97 Bowling Green, Ky.W	10-6	4/26/89 Evansville, Ind.L	6-7	5/8/11 Bowling Green, Ky.W	5-4	(NCAA Regional)	
5/5/98 Richmond, Ky.W	17-6	4/24/90 Bowling Green, Ky.W	8-2	5/25/11 Monroe, La.W	11-10	3/11/85 Tallahassee, Fla.L	5-11
4/8/99 Richmond, Ky.L	11-18	4/25/90 Evansville, Ind.L	7-19	(Sun Belt Tournament)		Tallahassee, Fla.W	10-6
4/21/99 Bowling Green, Ky.L	6-12	4/23/91 Bowling Green, Ky.W	5-2	5/6/11 Bowling Green, Ky.L	2-4	2/2/90 Tallahassee, Fla.L	3-6
4/12/00 Bowling Green, Ky.W	7-1	4/24/91 Evansville, Ind.L	2-9	5/7/11 Bowling Green, Ky.W	6-2	2/3/90 Tallahassee, Fla.L	4-6
5/10/00 Richmond, Ky.W	16-6	4/21/92 Evansville, Ind.W	8-4	5/8/11 Bowling Green, Ky.W	5-4	2/4/90 Tallahassee, Fla.L	4-6
4/25/01 Bowling Green, Ky.W	17-3	4/22/92 Bowling Green, Ky.W	8-4	5/25/11 Monroe, La.W	11-10	1/29/00 Tallahassee, Fla.L	1-8
5/9/01 Richmond, Ky.L	4-5	4/20/93 Bowling Green, Ky.W	11-7	(Sun Belt Tournament)		Tallahassee, Fla.L	1-2
3/12/02 Bowling Green, Ky.W	3-2	4/21/93 Evansville, Ind.L	5-6	5/12/00 Tallahassee, Fla.L	1-6	1/30/00 Tallahassee, Fla.L	1-6
5/15/02 Richmond, Ky.W	11-0	4/20/94 Evansville, Ind.L	6-7	2/3/01 Tallahassee, Fla.L	4-5	2/3/01 Tallahassee, Fla.L	4-5
3/26/03 Richmond, Ky.L	8-12	4/18/95 Bowling Green, Ky.L	6-10	3/4/01 Tallahassee, Fla.L	4-8	Fort Knox (1-3)	
5/14/03 Bowling Green, Ky.W	9-8	4/19/95 Evansville, Ind.L	9-10	Home: 0-1; Away: 1-2			
3/21/04 Bowling Green, Ky.L	6-16	4/15/97 Bowling Green, Ky.L	3-6	1942 Fort Knox, Ky.L	2-5	Franklin (Ind.) (2-0)	
5/12/04 Richmond, Ky.W	20-11	4/22/97 Evansville, Ind.L	7-10	1950 Bowling Green, Ky.L	9-12	Home: 2-0	
4/13/05 Bowling Green, Ky.W	9-5	4/20/99 Bowling Green, Ky.L	3-5	1950 Fort Knox, Ky.W	16-5	4/23/86 Bowling Green, Ky.W	9-0 (f)
5/11/05 Richmond, Ky.W	11-10	5/12/99 Evansville, Ind.W	11-7	1952 Fort Knox, Ky.L	4-13	Bowling Green, Ky.W	9-0 (f)
4/5/06 Bowling Green, Ky.W	9-5	5/1/07 Bowling Green, Ky.W	10-7	Georgetown (Ky.) (5-0)			
5/16/06 Richmond, Ky.W	14-4	Home: 4-0; Away: 1-0					
4/11/07 Bowling Green, Ky.W	16-7	1913 Bowling Green, Ky.W	3-0	1913 Bowling Green, Ky.W	8-0	1927 Bowling Green, Ky.W	4-2
		1913 Bowling Green, Ky.W	13-7	1927 Bowling Green, Ky.W	13-7	1927 Bowling Green, Ky.W	13-7
		1928 Georgetown, Ky.W	n/a	1928 Georgetown, Ky.W	n/a		

ALL-TIME SERIES HISTORY

Louisiana State (0-3)

Away: 0-3

2/16/96	Baton Rouge, La.....L	0-9
2/17/96	Baton Rouge, La.....L	0-18
2/18/96	Baton Rouge, La.....L	1-18

Louisiana Tech (13-13)

Home: 5-7; Away: 6-6; Neutral: 2-0

5/14/92	Mobile, Ala.....W	5-4	(Sun Belt Tournament)
5/5/95	Bowling Green, Ky.....L	2-13	
5/6/95	Bowling Green, Ky.....W	9-8	
	Bowling Green, Ky.....W	8-1	
3/9/96	Ruston, La.....W	12-6	
	Ruston, La.....W	5-2	
3/10/96	Ruston, La.....W	5-4	
4/26/97	Bowling Green, Ky.....L	11-16	
	Bowling Green, Ky.....L	1-13	
4/27/97	Bowling Green, Ky.....L	8-15	
4/25/98	Ruston, La.....W	18-5	
	Ruston, La.....W	4-2	
4/26/98	Ruston, La.....L	9-12	
5/14/99	Bowling Green, Ky.....W	5-3	
5/15/99	Bowling Green, Ky.....L	9-10	
	Bowling Green, Ky.....W	4-3	
5/18/99	New Orleans, La.....W	4-3	(Sun Belt Tournament)
3/24/00	Bowling Green, Ky.....W	5-1	
	Bowling Green, Ky.....L	2-21	
3/25/00	Bowling Green, Ky.....L	2-3	
5/12/00	Ruston, La.....L	10-11	
	Ruston, La.....L	3-12	
5/13/00	Ruston, La.....L	4-9	
5/11/01	Ruston, La.....L	8-11	
	Ruston, La.....L	12-13	
5/12/01	Ruston, La.....W	7-5	

Louisville (66-60)

Home: 32-25; Away: 34-35

1924	Louisville, Ky.....W	11-6
1925	Louisville, Ky.....W	12-9
1925	Louisville, Ky.....L	13-14
1925	Bowling Green, Ky.....W	5-4
1925	Bowling Green, Ky.....L	3-7
1926	Louisville, Ky.....L	0-4
1926	Louisville, Ky.....L	4-7
1926	Bowling Green, Ky.....W	7-3
1927	Louisville, Ky.....L	7-11
1927	Louisville, Ky.....L	7-8
1928	Bowling Green, Ky.....W	22-8
1928	Bowling Green, Ky.....W	9-7
1929	Louisville, Ky.....W	11-4
1929	Louisville, Ky.....W	11-9
1933	Louisville, Ky.....L	1-5
1933	Bowling Green, Ky.....L	1-3
1934	Bowling Green, Ky.....W	7-1
1934	Louisville, Ky.....W	12-2
1935	Louisville, Ky.....W	20-0
1935	Bowling Green, Ky.....W	8-4
1936	Bowling Green, Ky.....L	3-7
1936	Louisville, Ky.....W	5-2
1937	Bowling Green, Ky.....W	13-10
1937	Louisville, Ky.....L	9-11
1938	Bowling Green, Ky.....L	8-14
1938	Louisville, Ky.....W	9-8
1939	Bowling Green, Ky.....L	1-4
1939	Louisville, Ky.....L	2-5
1940	Bowling Green, Ky.....W	15-14
1940	Louisville, Ky.....L	1-8
1941	Bowling Green, Ky.....W	4-2
1941	Louisville, Ky.....L	8-20
1942	Louisville, Ky.....L	3-4
1942	Bowling Green, Ky.....W	10-4
1946	Bowling Green, Ky.....W	12-6
1946	Louisville, Ky.....W	9-2
1947	Louisville, Ky.....W	3-2
1948	Bowling Green, Ky.....W	14-7

1948	Louisville, Ky.....L	3-7
1949	Bowling Green, Ky.....L	0-5
1970	Louisville, Ky.....L	2-7
1970	Louisville, Ky.....L	7-8
1971	Louisville, Ky.....W	4-3
1973	Bowling Green, Ky.....L	8-9
1973	Bowling Green, Ky.....W	7-2
1973	Louisville, Ky.....W	3-0
1973	Louisville, Ky.....L	3-7
1974	Bowling Green, Ky.....W	4-3
1974	Bowling Green, Ky.....W	9-8
1974	Louisville, Ky.....W	14-7
1974	Louisville, Ky.....W	6-1
1975	Louisville, Ky.....L	2-12
1975	Louisville, Ky.....L	3-8
1975	Bowling Green, Ky.....L	3-4
1975	Bowling Green, Ky.....L	5-6
1976	Louisville, Ky.....W	12-11
1976	Louisville, Ky.....L	4-26
1977	Louisville, Ky.....L	3-4
1977	Bowling Green, Ky.....L	3-4
1977	Bowling Green, Ky.....L	4-5
1978	Louisville, Ky.....L	2-10
1978	Louisville, Ky.....W	15-10
4/3/79	Bowling Green, Ky.....W	6-2
	Bowling Green, Ky.....L	1-2
4/17/79	Louisville, Ky.....W	4-2
	Louisville, Ky.....W	4-3
4/1/80	Bowling Green, Ky.....W	8-3
	Bowling Green, Ky.....W	3-2
3/31/81	Bowling Green, Ky.....W	5-2
	Bowling Green, Ky.....W	5-2
4/14/81	Louisville, Ky.....W	11-3
	Louisville, Ky.....L	8-11
3/29/82	Louisville, Ky.....W	12-2
	Louisville, Ky.....W	9-7
5/8/83	Louisville, Ky.....W	10-9
	Louisville, Ky.....W	5-3
4/4/84	Bowling Green, Ky.....L	8-13
	Bowling Green, Ky.....L	1-2
4/10/84	Louisville, Ky.....L	2-12
	Louisville, Ky.....L	14-9
4/23/85	Louisville, Ky.....W	19-15
4/25/85	Bowling Green, Ky.....W	7-6
4/17/86	Louisville, Ky.....L	1-4
2/23/88	Bowling Green, Ky.....W	9-8
4/20/88	Louisville, Ky.....W	18-5
3/29/90	Bowling Green, Ky.....W	5-0
3/7/91	Bowling Green, Ky.....L	5-12
2/26/92	Louisville, Ky.....L	7-12
4/7/92	Bowling Green, Ky.....L	10-16
3/11/93	Louisville, Ky.....W	12-11
3/30/93	Bowling Green, Ky.....W	12-11
3/28/94	Louisville, Ky.....W	6-5
4/13/94	Bowling Green, Ky.....W	14-12
3/9/95	Louisville, Ky.....W	13-4
4/4/95	Bowling Green, Ky.....L	6-9
3/27/96	Louisville, Ky.....W	17-3
4/16/96	Bowling Green, Ky.....W	12-9
3/4/97	Louisville, Ky.....W	11-7
3/19/97	Bowling Green, Ky.....W	8-7
3/24/98	Bowling Green Ky.....W	10-9
3/2/99	Louisville, Ky.....L	6-9
3/10/99	Bowling Green, Ky.....L	8-9
2/23/00	Louisville, Ky.....L	4-6
3/22/00	Bowling Green, Ky.....L	7-8
3/21/01	Louisville, Ky.....L	1-4
4/24/01	Bowling Green, Ky.....L	2-4
4/9/02	Louisville, Ky.....W	10-9
4/30/02	Louisville, Ky.....L	3-11
3/11/03	Louisville, Ky.....L	1-18
3/25/03	Bowling Green Ky.....W	4-3
3/23/04	Louisville, Ky.....W	8-1
4/6/04	Bowling Green, Ky.....L	6-9
4/5/05	Bowling Green, Ky.....L	4-9
4/25/05	Louisville, Ky.....L	8-9
4/25/06	Louisville, Ky.....W	4-3

5/2/06	Bowling Green, Ky.....W	10-6
3/7/07	Louisville, Ky.....L	1-4
4/17/07	Bowling Green, Ky.....L	3-14
4/1/08	Bowling Green, Ky.....W	10-5
4/30/08	Louisville, Ky.....L	7-8
3/25/09	Louisville, Ky.....L	6-7
5/12/09	Bowling Green, Ky.....L	2-10
4/14/10	Bowling Green, Ky.....L	6-7
4/21/10	Louisville, Ky.....L	4-7
3/29/11	Louisville, Ky.....L	1-3
4/5/11	Bowling Green, Ky.....W	15-5

Marietta (Ga.) (0-2)

Neutral: 0-2

3/9/81	Panama City, Fla.....L	6-9
3/14/85	Paintsville, Ky.....L	4-5

Marshall (8-4)

Home: 7-4; Away: 1-0

2/29/92	Bowling Green, Ky.....L	7-10
	Bowling Green, Ky.....W	8-2
3/1/92	Bowling Green, Ky.....W	5-4
4/14/93	Huntington, W. Va.....W	8-2
3/19/94	Bowling Green, Ky.....L	1-8
	Bowling Green, Ky.....W	5-4
3/20/94	Bowling Green, Ky.....L	6-9
3/2/96	Bowling Green, Ky.....L	4-12
	Bowling Green, Ky.....W	9-5
3/3/96	Bowling Green, Ky.....W	22-6
2/26/99	Bowling Green, Ky.....W	9-5
2/27/99	Bowling Green, Ky.....W	6-2

Maryland (0-1)

Neutral: 0-1

2/13/05	Rock Hill, S.C.....L	1-2	(Coca-Cola Classic)
---------	----------------------	-----	---------------------

McKendree (Ill.) (3-0)

Home: 3-0

4/3/80	Bowling Green, Ky.....W	1-0
4/4/80	Bowling Green, Ky.....W	18-4
	Bowling Green, Ky.....W	3-1

Memphis (0-1)

Neutral: 0-1

5/11/87	Charlotte, N.C.....L	3-13
---------	----------------------	------

Mercer (0-5)

Away: 0-5

1976	Macon, Ga.....L	3-5
1977	Macon, Ga.....L	3-8
1977	Macon, Ga.....L	6-7
1977	Macon, Ga.....L	4-9
2/21/92	Macon, Ga.....L	7-11

Miami (Fla.) (0-1)

Away: 0-1

1978	Miami, Fla.....L	2-3
------	------------------	-----

Miami (Ohio) (1-0)

Home: 1-0

1951	Bowling Green, Ky.....W	10-7
------	-------------------------	------

Michigan State (4-0)

Home: 4-0

1927	Bowling Green, Ky.....W	4-3
3/15/03	Bowling Green, Ky.....W	3-2
	Bowling Green, Ky.....W	13-3
3/16/03	Bowling Green, Ky.....W	5-0

Middle Tennessee (111-96-2)

Home: 66-39-1; Away: 44-54-1; Neutral: 1-3

1911	Murfreesboro, Tenn. ...W	7-2
1911	Murfreesboro, Tenn. ...W	11-0
1912	Bowling Green, Ky.....W	5-3
1912	Bowling Green, Ky.....L	4-5
1912	Murfreesboro, Tenn. ...W	9-0

1913	Murfreesboro, Tenn. ...W	7-2
1913	Murfreesboro, Tenn. ...W	11-1
1913	Bowling Green, Ky.....W	15-2
1913	Bowling Green, Ky.....W	3-2
1914	Bowling Green, Ky.....W	3-2
1914	Bowling Green, Ky.....W	13-9
1914	Murfreesboro, Tenn. ...L	5-20
1914	Murfreesboro, Tenn. ...W	12-6
1923	Murfreesboro, Tenn. ...W	8-1
1924	Murfreesboro, Tenn. ...W	16-8
1924	Murfreesboro, Tenn. ...W	17-8
1925	Murfreesboro, Tenn. ...W	14-0
1925	Murfreesboro, Tenn. ...W	10-6
1925	Bowling Green, Ky.....W	4-3
1925	Bowling Green, Ky.....L	3-8
1927	Murfreesboro, Tenn. ...L	3-4
1927	Murfreesboro, Tenn. ...W	4-0
1927	Bowling Green, Ky.....W	6-1
1927	Bowling Green, Ky.....W	5-3
1928	Bowling Green, Ky.....W	21-2
1928	Bowling Green, Ky.....L	1-8
1928	Murfreesboro, Tenn. ...W	7-6
1928	Murfreesboro, Tenn. ...W	5-2
1929	Murfreesboro, Tenn. ...L	11-12
1929	Bowling Green, Ky.....W	4-3
1929	Bowling Green, Ky.....L	3-5
1930	Bowling Green, Ky.....W	14-0
1930	Bowling Green, Ky.....W	1-0
1935	Bowling Green, Ky.....L	2-5
1936	Bowling Green, Ky.....W	11-6
1936	Murfreesboro, Tenn. ...L	8-9
1939	Murfreesboro, Tenn. ...L	5-6
1939	Bowling Green, Ky.....W	6-4
1940	Murfreesboro, Tenn. ...L	11-12
1940	Bowling Green, Ky.....L	7-14
1941	Murfreesboro, Tenn. ...L	9-10
1941	Bowling Green, Ky.....W	8-7
1952	Murfreesboro, Tenn. ...W	8-7
1953	Murfreesboro, Tenn. ...W	9-8
1953	Bowling Green, Ky.....T	6-6
1954	Murfreesboro, Tenn. ...L	2-15
1954	Bowling Green, Ky.....L	4-5
1954	Murfreesboro, Tenn. ...L	5-15
1955	Murfreesboro, Tenn. ...L	3-5
1955	Bowling Green, Ky.....W	12-11
1956	Murfreesboro, Tenn. ...L	2-3
1956	Bowling Green, Ky.....W	9-3
1956	Murfreesboro, Tenn. ...L	5-7
1957	Murfreesboro, Tenn. ...W	7-1
1957	Bowling Green, Ky.....W	13-9
1958	Murfreesboro, Tenn. ...L	5-6
1958	Bowling Green, Ky.....L	4-14
1959	Murfreesboro, Tenn. ...L	5-7
1959	Bowling Green, Ky.....W	4-0
1960	Murfreesboro, Tenn. ...W	8-6
1960	Bowling Green, Ky.....L	5-8
1962	Bowling Green, Ky.....L	1-6
1962	Murfreesboro, Tenn. ...L	3-6
1962	Murfreesboro, Tenn. ...L	1-8
1963	Bowling Green, Ky.....W	4-2
1963	Bowling Green, Ky.....W	4-2
1963	Murfreesboro, Tenn. ...W	7-5
1963	Murfreesboro, Tenn. ...L	2-8
1964	Bowling Green, Ky.....L	1-2
1964	Bowling Green, Ky.....L	1-2
1965	Murfreesboro, Tenn. ...L	2-19
1965	Murfreesboro, Tenn. ...W	6-0
1965	Bowling Green, Ky.....L	2-4
1965	Bowling Green, Ky.....W	1-0
1966	Bowling Green, Ky.....L	1-2
1966	Bowling Green, Ky.....L	4-5
1967	Murfreesboro, Tenn. ...W	4-1
1967	Murfreesboro, Tenn. ...L	4-5
1967	Bowling Green, Ky.....L	3-4
1967	Bowling Green, Ky.....L	2-5
1968	Murfreesboro, Tenn. ...L	0-11
1968	Murfreesboro, Tenn. ...L	2-4

1968	Bowling Green, Ky. L	3-5
1968	Bowling Green, Ky. L	3-4
1969	Murfreesboro, Tenn. ... W	9-0
1969	Bowling Green, Ky. W	4-1
1969	Bowling Green, Ky. W	2-1
1970	Murfreesboro, Tenn. ... W	7-4
1970	Murfreesboro, Tenn. ... T	7-7
1970	Bowling Green, Ky. W	11-8
1970	Bowling Green, Ky. W	9-3
1971	Murfreesboro, Tenn. ... W	18-0
1971	Murfreesboro, Tenn. ... L	1-2
1971	Bowling Green, Ky. W	7-5
1971	Bowling Green, Ky. W	5-4
1972	Murfreesboro, Tenn. ... W	8-1
1972	Bowling Green, Ky. W	6-2
1972	Bowling Green, Ky. W	10-4
1972	Bowling Green, Ky. W	3-2
1973	Murfreesboro, Tenn. ... L	1-2
1973	Murfreesboro, Tenn. ... L	0-1
1973	Murfreesboro, Tenn. ... W	2-1
1973	Murfreesboro, Tenn. ... L	5-10
1974	Bowling Green, Ky. W	8-7
1974	Bowling Green, Ky. L	2-8
1974	Bowling Green, Ky. W	6-2
1974	Bowling Green, Ky. W	2-1
1975	Murfreesboro, Tenn. ... L	1-3
1976	Murfreesboro, Tenn. ... L	3-5
1976	Murfreesboro, Tenn. ... L	3-5
1976	Murfreesboro, Tenn. ... L	0-3
1976	Murfreesboro, Tenn. ... L	3-4
1977	Bowling Green, Ky. L	1-5
1977	Bowling Green, Ky. L	2-5
1977	Murfreesboro, Tenn. ... L	0-3
1977	Murfreesboro, Tenn. ... L	1-5
1978	Murfreesboro, Tenn. ... W	12-1
1978	Murfreesboro, Tenn. ... W	6-5
1978	Bowling Green, Ky. W	2-0
1978	Bowling Green, Ky. W	7-1
3/31/79	Murfreesboro, Tenn. ... L	4-5
	Murfreesboro, Tenn. ... L	1-7
4/14/79	Bowling Green, Ky. W	4-1
	Bowling Green, Ky. W	2-0
3/29/80	Murfreesboro, Tenn. ... W	3-0
	Murfreesboro, Tenn. ... W	5-1
4/12/80	Bowling Green, Ky. W	6-1
	Bowling Green, Ky. W	5-2
5/1/80	Bowling Green, Ky. L	5-8
	(OVC Tournament)	
5/2/80	Bowling Green, Ky. W	8-2
	(OVC Tournament)	
4/7/82	Murfreesboro, Tenn. ... W	5-2
	Murfreesboro, Tenn. ... L	1-5
4/18/82	Bowling Green, Ky. L	0-3
	Bowling Green, Ky. W	5-4
5/2/82	Bowling Green, Ky. L	6-9
	(OVC Tournament)	
3/3/83	Bowling Green, Ky. W	4-3
3/16/83	Murfreesboro, Tenn. ... W	11-8
3/14/84	Bowling Green, Ky. L	1-4
3/1/85	Bowling Green, Ky. W	12-1
3/2/85	Bowling Green, Ky. W	13-9
4/4/85	Bowling Green, Ky. W	7-6
4/16/85	Murfreesboro, Tenn. ... W	8-4
3/2/86	Bowling Green, Ky. W	2-1
3/28/86	Murfreesboro, Tenn. ... W	8-7
4/3/86	Bowling Green, Ky. W	3-2
3/2/87	Murfreesboro, Tenn. ... L	4-7
3/4/87	Bowling Green, Ky. W	11-5
4/8/87	Murfreesboro, Tenn. ... L	4-5
2/24/88	Murfreesboro, Tenn. ... L	3-4
4/12/88	Bowling Green, Ky. L	2-6
3/1/89	Bowling Green, Ky. W	3-1
3/22/89	Bowling Green, Ky. L	5-7
2/28/90	Murfreesboro, Tenn. ... L	8-9
4/10/90	Murfreesboro, Tenn. ... W	5-1
4/18/90	Bowling Green, Ky. W	8-7
	Bowling Green, Ky. L	4-8

5/10/91	Bowling Green, Ky. W	11-3
4/8/92	Bowling Green, Ky. L	7-8
4/23/92	Murfreesboro, Tenn. ... L	10-24
4/16/93	Bowling Green, Ky. L	7-8
4/19/93	Murfreesboro, Tenn. ... L	6-10
4/25/94	Bowling Green, Ky. W	7-5
5/10/94	Murfreesboro, Tenn. ... L	5-16
4/26/95	Bowling Green, Ky. L	4-14
5/9/95	Murfreesboro, Tenn. ... L	7-12
4/11/96	Bowling Green, Ky. W	8-4
4/25/96	Murfreesboro, Tenn. ... L	5-10
4/1/97	Bowling Green, Ky. W	11-10
4/23/98	Murfreesboro, Tenn. ... W	5-4
4/6/99	Murfreesboro, Tenn. ... L	7-9
4/13/99	Bowling Green, Ky. W	6-3
4/26/00	Bowling Green, Ky. L	6-11
5/4/01	Bowling Green, Ky. L	1-5
5/5/01	Bowling Green, Ky. L	4-10
	Bowling Green, Ky. W	1-0
5/17/01	Lafayette, La. L	4-9
	(Sun Belt Tournament)	
4/12/02	Murfreesboro, Tenn. ... W	5-3
4/13/02	Murfreesboro, Tenn. ... W	10-4
4/14/02	Murfreesboro, Tenn. ... L	4-6
4/25/03	Bowling Green, Ky. W	5-1
4/26/03	Bowling Green, Ky. W	15-7
4/27/03	Bowling Green, Ky. L	2-6
5/24/04	Lafayette, La. L	5-8
	(Sun Belt Tournament)	
4/30/04	Murfreesboro, Tenn. ... W	15-3
5/1/04	Murfreesboro, Tenn. ... L	5-8
5/2/04	Murfreesboro, Tenn. ... L	7-11
5/29/04	Mobile, Ala. W	14-4
	(Sun Belt Tournament)	
4/15/05	Bowling Green, Ky. L	5-7
4/16/05	Bowling Green, Ky. W	10-1
4/17/05	Bowling Green, Ky. L	8-9
5/26/05	Miami, Fla. L	8-11
	(Sun Belt Tournament)	
4/14/06	Murfreesboro, Tenn. ... L	5-6
4/15/06	Murfreesboro, Tenn. ... W	4-7
4/16/06	Murfreesboro, Tenn. ... L	4-11
5/17/07	Murfreesboro, Tenn. ... L	1-7
5/18/07	Murfreesboro, Tenn. ... W	2-0
5/19/07	Murfreesboro, Tenn. ... W	4-2
5/15/08	Bowling Green, Ky. L	5-7
5/16/08	Bowling Green, Ky. W	6-5
5/17/08	Bowling Green, Ky. W	7-2
5/14/09	Murfreesboro, Tenn. ... L	4-10
5/15/09	Murfreesboro, Tenn. ... L	5-11
5/20/10	Bowling Green, Ky. W	5-1
5/21/10	Bowling Green, Ky. L	2-7
5/22/10	Bowling Green, Ky. W	15-5
3/18/11	Bowling Green, Ky. W	5-2
3/19/11	Bowling Green, Ky. W	10-4
3/20/11	Bowling Green, Ky. W	5-4
5/19/11	Murfreesboro, Tenn. ... W	4-0
5/20/11	Murfreesboro, Tenn. ... L	1-5
5/21/11	Murfreesboro, Tenn. ... W	8-6

Milliken (III.) (1-0)
Home: 1-0

1952	Bowling Green, Ky. W	2-1
------	---------------------------	-----

Mississippi (4-5)
Away: 4-5

2/19/94	Oxford, Miss. L	7-12
2/20/94	Oxford, Miss. L	2-6
6/4/04	Oxford, Miss. W	1-0
	(NCAA Regional)	
3/11/08	Oxford, Miss. L	3-10
3/12/08	Oxford, Miss. W	8-5
5/30/09	Oxford, Miss. L	4-7
	(NCAA Regional)	
5/31/09	Oxford, Miss. W	10-9
	(NCAA Regional)	
6/1/09	Oxford, Miss. L	1-4

(NCAA Regional)		
3/9/11	Oxford, Miss. W	7-3
Mississippi State (0-2)		
Away: 0-2		
2/27/04	Starkville, Miss. L	0-12
	(Mississippi State Challenge)	
3/10/09	Starkville, Miss. L	3-9
Missouri (3-0)		
Neutral: 3-0		
3/11/81	Panama City, Fla. W	5-4
5/29/09	Oxford, Miss. W	11-5
	(NCAA Regional)	
5/31/09	Oxford, Miss. W	11-6
	(NCAA Regional)	

Missouri State (1-1)		
Neutral: 1-1		
3/11/86	Jacksonville, Fla. W	15-0
3/12/86	Jacksonville, Fla. L	5-6

Morehead State (29-22)		
Home: 20-10; Away: 10-12		
1935	Morehead, Ky. W	14-7
1957	Morehead, Ky. L	2-3
	(OVC Tournament)	
1957	Morehead, Ky. W	1-0
	(OVC Tournament)	
1957	Morehead, Ky. L	2-13
	(OVC Tournament)	
1959	Morehead, Ky. W	6-5
1960	Morehead, Ky. W	9-0
1969	Morehead, Ky. L	6-7
	(OVC Tournament)	
1969	Morehead, Ky. L	3-6
	(OVC Tournament)	
1971	Morehead, Ky. L	4-7
1971	Morehad, Ky. L	2-6
1971	Bowling Green, Ky. L	1-5
1971	Bowling Green, Ky. L	2-3
1971	Bowling Green, Ky. L	5-6
1971	Bowling Green, Ky. W	5-4
1972	Bowling Green, Ky. W	5-4
1972	Bowling Green, Ky. L	1-2
1973	Bowling Green, Ky. W	11-10
1973	Bowling Green, Ky. L	6-8
1978	Morehead, Ky. L	2-9
1978	Morehead, Ky. L	10-14
4/21/79	Morehead, Ky. L	12-13
	Morehead, Ky. L	7-11
4/28/79	Bowling Green, Ky. W	6-4
	Bowling Green, Ky. L	4-7
4/19/80	Morehead, Ky. W	20-4
	Morehead, Ky. W	14-11
4/26/80	Bowling Green, Ky. W	9-2
	Bowling Green, Ky. L	4-9
5/2/80	Bowling Green, Ky. W	1-0
	(OVC Tournament)	
4/12/81	Morehead, Ky. W	20-10
4/18/81	Bowling Green, Ky. W	5-0
	Bowling Green, Ky. W	7-3
4/26/81	Morehead, Ky. L	6-17
4/30/82	Bowling Green, Ky. L	5-6
	(OVC Tournament)	
5/1/82	Bowling Green, Ky. W	9-4
	(OVC Tournament)	
4/30/85	Morehead, Ky. L	4-8
5/3/86	Bowling Green, Ky. W	8-4
	Bowling Green, Ky. W	11-2
5/4/86	Bowling Green, Ky. W	7-6
2/27/88	Bowling Green, Ky. W	11-10
	Bowling Green, Ky. W	9-2
2/28/88	Bowling Green, Ky. W	11-0
4/16/92	Bowling Green, Ky. W	8-4
4/17/93	Bowling Green, Ky. L	6-7
	Bowling Green, Ky. W	8-7

4/18/93	Bowling Green, Ky. W	7-2
4/27/94	Morehead, Ky. W	8-7
	Morehead, Ky. W	7-3
3/28/95	Bowling Green, Ky. W	9-5
3/17/06	Morehead, Ky. W	10-5
3/22/06	Bowling Green, Ky. L	3-10
Morton-Elliott (1-0)		
Home: 1-0		
1922	Bowling Green, Ky. W	9-0
Murray State (63-64-1)		
Home: 36-25-1; Away: 27-39		
1932	Murray, Ky. W	n/a
1932	Murray, Ky. W	n/a
1932	Bowling Green, Ky. W	6-2
1941	Murray, Ky. L	3-7
1941	Murray, Ky. W	9-7
1941	Bowling Green, Ky. W	5-3
1941	Bowling Green, Ky. W	9-5
1946	Bowling Green, Ky. W	2-0
1947	Bowling Green, Ky. W	1-0
1947	Bowling Green, Ky. W	4-2
1948	Bowling Green, Ky. W	6-2
1948	Bowling Green, Ky. L	3-6
1948	Murray, Ky. L	3-12
1948	Murray, Ky. L	1-2
1949	Bowling Green, Ky. L	2-5
1949	Murray, Ky. W	7-3
1950	Murray, Ky. W	8-1
1950	Murray, Ky. L	4-5
1951	Murray, Ky. W	9-7
1951	Murray, Ky. W	5-3
1951	Bowling Green, Ky. W	11-5
1951	Bowling Green, Ky. W	7-3
1952	Murray, Ky. W	17-2
1952	Bowling Green, Ky. W	6-1
1953	Murray, Ky. W	6-2
1953	Bowling Green, Ky. W	3-2
1954	Murray, Ky. W	7-2
1954	Bowling Green, Ky. W	8-4
1955	Bowling Green, Ky. L	3-5
1955	Bowling Green, Ky. W	9-0
1955	Murray, Ky. L	5-9
1955	Murray, Ky. L	7-9
1956	Murray, Ky. W	7-4
1956	Murray, Ky. L	0-1
1956	Bowling Green, Ky. L	4-7
1957	Bowling Green, Ky. W	1-0
1957	Murray, Ky. L	4-5
1957	Murray, Ky. W	6-2
1957	Bowling Green, Ky. W	5-4
1958	Bowling Green, Ky. L	4-7
1958	Murray, Ky. W	7-5
1959	Bowling Green, Ky. W	5-3
1959	Murray, Ky. L	0-5
1960	Bowling Green, Ky. W	5-2
1961	Murray, Ky. L	1-6
1961	Murray, Ky. L	2-5
1961	Bowling Green, Ky. L	6-7
1961	Bowling Green, Ky. L	8-14
1962	Murray, Ky. L	6-8
1962	Murray, Ky. L	4-9
1962	Bowling Green, Ky. W	4-1
1962	Bowling Green, Ky. L	0-4
1963	Bowling Green, Ky. L	1-6
1963	Bowling Green, Ky. L	5-11
1963	Murray, Ky. L	0-5
1963	Murray, Ky. L	2-7
1964	Murray, Ky. L	0-4
1964	Murray, Ky. W	3-2
1964	Bowling Green, Ky. L	1-4
1964	Bowling Green, Ky. L	2-5
1965	Murray, Ky. L	0-3
1965	Murray, Ky. L	1-3
1966	Bowling Green, Ky. W	3-0
1966	Bowling Green, Ky. W	11-9

ALL-TIME SERIES HISTORY

1966	Murray, Ky.....L	0-5
1966	Murray, Ky.....L	1-2
1967	Murray, Ky.....L	5-9
1967	Murray, Ky.....L	1-4
1967	Bowling Green, Ky.....L	5-7
1967	Bowling Green, Ky.....L	3-6
1968	Murray, Ky.....W	12-4
1968	Murray, Ky.....W	9-6
1969	Murray, Ky.....L	0-1
1969	Murray, Ky.....W	5-2
1969	Bowling Green, Ky.....W	7-6
1969	Bowling Green, Ky.....W	5-3
1970	Murray, Ky.....L	2-5
1970	Murray, Ky.....W	7-2
1970	Bowling Green, Ky.....W	5-3
1970	Bowling Green, Ky.....L	4-6
1972	Bowling Green, Ky.....L	2-3
1972	Bowling Green, Ky.....L	0-2
1972	Bowling Green, Ky.....L	3-9
1973	Murray, Ky.....L	2-12
1973	Murray, Ky.....L	0-3
1973	Murray, Ky.....W	6-1
1973	Murray, Ky.....L	2-8
1974	Bowling Green, Ky.....L	3-9
1974	Bowling Green, Ky.....W	5-3
1974	Bowling Green, Ky.....L	2-11
1974	Bowling Green, Ky.....L	2-3
1975	Murray, Ky.....L	9-10
1975	Murray, Ky.....L	3-17
1976	Bowling Green, Ky.....L	1-5
1976	Murray, Ky.....L	0-5
1976	Murray, Ky.....L	4-6
1976	Murray, Ky.....L	4-10
1977	Bowling Green, Ky.....L	1-4
1977	Murray, Ky.....L	2-10
1977	Murray, Ky.....L	6-12
1977	Murray, Ky.....L	12-13
1978	Bowling Green, Ky.....W	5-0
1978	Bowling Green, Ky.....W	4-3
1978	Murray, Ky.....L	2-6
1978	Murray, Ky.....W	7-4
1978	Murray, Ky.....W	1-0
4/11/79	Bowling Green, Ky.....W	5-5
	Bowling Green, Ky.....T	5-5
4/29/79	Murray, Ky.....L	4-10
	Murray, Ky.....L	2-3
4/10/80	Bowling Green, Ky.....L	0-5
	Bowling Green, Ky.....L	6-8
5/3/80	Bowling Green, Ky.....W	10-5
	(OVC Tournament)	
	Bowling Green, Ky.....W	11-8
	(OVC Tournament)	
3/21/81	Murray, Ky.....W	13-11
4/15/82	Murray, Ky.....W	9-5
	Murray, Ky.....W	6-5
4/24/96	Bowling Green, Ky.....W	19-1
3/18/97	Bowling Green, Ky.....W	8-2
4/23/97	Bowling Green, Ky.....W	13-3
3/30/99	Murray, Ky.....W	10-2
2/29/00	Murray, Ky.....W	17-10
3/20/01	Murray, Ky.....W	8-4
4/22/03	Murray, Ky.....W	4-0
4/30/03	Bowling Green, Ky.....W	13-7
3/24/04	Murray, Ky.....L	11-13
3/24/10	Murray, Ky.....W	14-5
4/6/10	Bowling Green, Ky.....W	12-2
4/13/11	Bowling Green, Ky.....W	3-2
Nevada (0-1)		
Neutral: 0-1		
2/20/93	San Diego, Calif.....L	1-9
UNLV (0-3)		
Away: 0-3		
2/13/04	Las Vegas, Nev.....L	4-13
2/14/04	Las Vegas, Nev.....L	6-7
2/15/04	Las Vegas, Nev.....L	4-17

New Mexico State (5-12)		
Home: 2-4; Away: 3-6; Neutral: 0-2		
4/13/01	Las Cruces, N.M.....W	7-3
4/14/01	Las Cruces, N.M.....W	10-9
4/15/01	Las Cruces, N.M.....W	16-7
5/11/02	Bowling Green, Ky.....W	15-1
	Bowling Green, Ky.....L	0-2
5/12/02	Bowling Green, Ky.....L	2-4
5/22/02	Mobile, Ala.....L	0-6
	(Sun Belt Tournament)	
5/24/02	Mobile, Ala.....L	5-7
	(Sun Belt Tournament)	
5/2/03	Las Cruces, N.M.....L	4-10
5/3/03	Las Cruces, N.M.....L	6-9
	Las Cruces, N.M.....L	7-18
5/7/04	Bowling Green, Ky.....L	1-2
5/8/04	Bowling Green, Ky.....W	7-4
	Bowling Green, Ky.....L	1-11
4/8/05	Las Cruces, N.M.....L	7-16
4/9/05	Las Cruces, N.M.....L	11-20
4/10/05	Las Cruces, N.M.....L	4-9
New Orleans (30-25)		
Home: 14-10; Away: 13-12; Neutral: 3-2		
5/24/80	Tallahassee, Fla.....W	4-3
	(NCAA Regional)	
4/8/95	Bowling Green, Ky.....L	5-11
	Bowling Green, Ky.....L	4-8
4/9/95	Bowling Green, Ky.....L	3-9
3/16/96	New Orleans, La.....L	8-19
	New Orleans, La.....L	5-7
3/17/96	New Orleans, La.....L	3-5
5/3/97	Bowling Green, Ky.....W	11-4
	Bowling Green, Ky.....L	7-10
5/4/97	Bowling Green, Ky.....L	8-20
3/8/98	New Orleans, La.....L	1-14
	New Orleans, La.....W	9-3
	New Orleans, La.....W	11-2
	New Orleans, La.....W	12-3
3/14/99	New Orleans, La.....L	5-10
4/10/99	Bowling Green, Ky.....W	7-5
	Bowling Green, Ky.....W	5-0
	Bowling Green, Ky.....W	6-0
4/7/00	Bowling Green, Ky.....W	3-0
4/9/00	Bowling Green, Ky.....L	6-7
	Bowling Green, Ky.....L	2-9
3/30/01	New Orleans, La.....W	12-2
3/31/01	New Orleans, La.....W	6-3
4/1/01	New Orleans, La.....L	2-3
5/16/01	Lafayette, La.....W	2-1
	(Sun Belt Tournament)	
5/18/01	Lafayette, La.....L	4-13
	(Sun Belt Tournament)	
4/26/02	Bowling Green, Ky.....W	4-1
4/27/02	Bowling Green, Ky.....W	3-2
4/28/02	Bowling Green, Ky.....W	13-12
5/16/03	New Orleans, La.....W	8-5
5/17/03	New Orleans, La.....L	8-13
5/18/03	New Orleans, La.....W	6-5
5/21/04	Bowling Green, Ky.....W	1-0
5/22/04	Bowling Green, Ky.....L	1-4
5/23/04	Bowling Green, Ky.....W	12-11
3/25/05	New Orleans, La.....W	14-5
3/26/05	New Orleans, La.....L	5-6
3/27/05	New Orleans, La.....L	5-14
3/24/06	Bowling Green, Ky.....L	5-14
3/25/06	Bowling Green, Ky.....L	0-16
3/26/06	Bowling Green, Ky.....W	13-3
5/4/07	New Orleans, La.....W	4-3
5/5/07	New Orleans, La.....L	7-9
5/6/07	New Orleans, La.....L	11-13
5/23/07	Mobile, Ala.....L	6-11
	(Sun Belt Tournament)	
4/11/08	New Orleans, La.....L	10-11
4/12/08	New Orleans, La.....L	3-5
4/13/08	New Orleans, La.....W	13-12

5/25/08	Lafayette, La.....W	17-5
	(Sun Belt Tournament)	
4/10/09	Bowling Green, Ky.....W	13-1
4/11/09	Bowling Green, Ky.....W	14-1
4/12/09	Bowling Green, Ky.....W	14-4
3/12/10	New Orleans, La.....W	17-1
3/13/10	New Orleans, La.....W	7-6
3/14/10	New Orleans, La.....W	13-7
New York Tech (1-0)		
Neutral: 1-0		
3/5/11	Charleston, S.C.....W	17-1
	(College of Charleston Tourn.)	
North Alabama (2-0)		
Away: 2-0		
3/8/81	Florence, Ala.....W	14-1
	Florence, Ala.....W	4-2
North Carolina State (0-1)		
Neutral: 0-1		
5/9/87	Charlotte, N.C.....L	0-4
UNC Wilmington (1-0)		
Away: 1-0		
2/9/07	Wilmington, N.C.....W	4-2
	(Hughes Bros. Challenge)	
Northeastern Illinois (14-3)		
Home: 14-2; Away: 0-1		
4/19/79	Bowling Green, Ky.....W	12-0
	Bowling Green, Ky.....W	10-7
4/20/79	Bowling Green, Ky.....W	13-3
2/25/89	Bowling Green, Ky.....W	12-2
	Bowling Green, Ky.....W	7-0
2/26/89	Bowling Green, Ky.....W	9-3
5/8/90	Bowling Green, Ky.....L	0-6
5/9/90	Bowling Green, Ky.....W	4-1
3/27/91	Bowling Green, Ky.....W	2-0
3/28/91	Bowling Green, Ky.....W	11-7
3/27/92	Bowling Green, Ky.....W	6-5
3/28/92	Bowling Green, Ky.....W	10-4
	Bowling Green, Ky.....W	2-0
3/6/93	Bowling Green, Ky.....W	9-1
	Bowling Green, Ky.....W	6-3
3/7/93	Bowling Green, Ky.....L	3-5
2/28/97	Chicago, Ill.....L	3-5
Northern Illinois (3-1)		
Home: 3-1		
1938	Bowling Green, Ky.....L	0-8
2/25/95	Bowling Green, Ky.....W	11-6
2/26/95	Bowling Green, Ky.....W	2-1
	Bowling Green, Ky.....W	3-1
Northern Iowa (2-3)		
Home: 2-3		
3/17/90	Bowling Green, Ky.....W	6-3
3/18/90	Bowling Green, Ky.....L	6-8
3/7/03	Bowling Green, Ky.....L	7-9
3/8/03	Bowling Green, Ky.....L	4-5
3/9/03	Bowling Green, Ky.....W	10-4
Notre Dame (0-1)		
Home: 0-1		
1926	Bowling Green, Ky.....L	2-6
Oakland (3-0)		
Home: 3-0		
3/10/01	Bowling Green, Ky.....W	6-2
	Bowling Green, Ky.....W	4-3
3/11/01	Bowling Green, Ky.....W	25-6
Ohio (7-2)		
Home: 7-2		
1978	Bowling Green, Ky.....W	13-11
2/26/00	Bowling Green, Ky.....W	10-1

2/27/00	Bowling Green, Ky.....W	7-3
2/20/04	Bowling Green, Ky.....L	9-11
2/21/04	Bowling Green, Ky.....W	5-2
2/22/04	Bowling Green, Ky.....W	16-4
2/24/06	Bowling Green, Ky.....W	9-1
2/25/06	Bowling Green, Ky.....W	11-7
2/26/06	Bowling Green, Ky.....L	10-14
Ohio State (0-1)		
Home: 0-1		
1925	Bowling Green, Ky.....L	2-7
Ohio Wesleyan (1-0)		
Home: 1-0		
1925	Bowling Green, Ky.....W	12-7
Oklahoma (1-0)		
Neutral: 1-0		
2/10/07	Wilmington, N.C.....W	11-5
	(Hughes Bros. Challenge)	
Oklahoma State (0-2)		
Away: 0-1; Neutral: 0-1		
3/5/95	Houston, Texas.....L	3-6
	(Rice Tournament)	
5/30/08	Stillwater, Okla.....L	3-5
	(NCAA Regional)	
Old Dominion (2-3)		
Away: 1-1; Neutral: 1-2		
5/14/85	Norfolk, Va.....L	10-11
	(Sun Belt Tournament)	
5/14/86	Tampa, Fla.....W	7-5
	(Sun Belt Tournament)	
5/16/86	Tampa, Fla.....L	3-17
	(Sun Belt Tournament)	
5/14/87	Norfolk, Va.....W	8-4
5/17/91	Jacksonville, Fla.....L	6-9
	(Sun Belt Tournament)	
Olivet (Mich.) (1-0)		
Neutral: 1-0		
3/10/81	Marianna, Fla.....W	2-1
Oregon State (0-1)		
Away: 0-1		
2/16/02	San Diego, Calif.....L	2-6
Pacific (0-1)		
Neutral: 0-1		
2/27/11	Conway, S.C.....L	1-4
	(Baseball at the Beach)	
Port Huron (1-0-1)		
Home: 1-0-1		
1965	Bowling Green, Ky.....W	5-3
1965	Bowling Green, Ky.....T	4-4
Presbyterian (3-4)		
Home: 3-2; Away: 0-2		
1923	Bowling Green, Ky.....W	8-1
1923	Bowling Green, Ky.....W	12-8
1923	Bowling Green, Ky.....W	14-6
1925	Bowling Green, Ky.....L	1-5
1925	Bowling Green, Ky.....L	4-8
1925	Clinton, S.C.....L	3-6
1925	Clinton, S.C.....L	2-5
Purdue (4-5)		
Home: 3-5; Away: 1-0		
1948	Bowling Green, Ky.....L	7-16
2/25/00	Bowling Green, Ky.....L	3-6
3/2/07	Bowling Green, Ky.....L	6-10
3/3/07	Bowling Green, Ky.....L	5-12
3/4/07	Bowling Green, Ky.....L	1-13
5/15/07	West Lafayette, Ind....W	4-3

2/29/08	Bowling Green, Ky. W	4-1
3/1/08	Bowling Green, Ky. W	12-5
3/2/08	Bowling Green, Ky. W	5-0

Quincy (Ill.) (2-0)

Home: 2-0

4/7/80	Bowling Green, Ky. W	14-4
	Bowling Green, Ky. W	6-1

Rice (2-6)

Away: 2-6

3/11/88	Houston, Texas..... L	2-8
3/12/88	Houston, Texas..... L	11-14
3/9/89	Houston, Texas..... L	7-8
3/10/89	Houston, Texas..... L	1-3
3/11/89	Houston, Texas..... L	4-6
3/9/90	Houston, Texas..... W	3-0
3/10/90	Houston, Texas..... W	2-1
3/3/95	Houston, Texas..... L	6-7
	(Rice Tournament)	

Rollins (0-0-1)

Away: 0-0-1

3/6/84	Orlando, Fla..... T	8-8
--------	---------------------	-----

St. Francis (N.Y.) (1-0)

Neutral: 1-0

2/18/93	San Diego, Calif..... W	13-9
---------	-------------------------	------

St. Joseph's (Ind.) (1-0)

Neutral: 1-0

5/1/79	Owensboro, Ky. W	13-6
--------	-----------------------	------

St. Joseph's (Pa.) (0-1)

Neutral: 0-1

3/6/83	Orlando, Fla..... L	0-4
--------	---------------------	-----

St. Louis (7-5)

Home: 6-3; Away: 1-2

1966	Bowling Green, Ky. L	5-7
1966	Bowling Green, Ky. L	4-18
1967	St. Louis, Mo..... L	2-3
1967	St. Louis, Mo..... W	13-12
1970	St. Louis, Mo..... L	2-7
3/15/88	Bowling Green, Ky. W	3-0
	Bowling Green, Ky. W	8-1
	Bowling Green, Ky. W	9-0 (f)
2/20/00	Bowling Green, Ky. W	12-2
	Bowling Green, Ky. W	7-4
2/18/05	Bowling Green, Ky. W	12-8
2/19/05	Bowling Green, Ky. L	2-5

St. Mary's (Mich.) (8-4)

Home: 1-1; Away: 7-3

1913	Orchard Lake, Mich. ... W	3-1
1914	Bowling Green, Ky. L	3-6
1916	Orchard Lake, Mich. ... L	4-5
1916	Orchard Lake, Mich. ... L	3-4
1916	Orchard Lake, Mich. ... W	5-1
1923	Bowling Green, Ky. W	11-7
1923	Orchard Lake, Mich. ... W	11-4
1923	Orchard Lake, Mich. ... W	6-3
1924	Orchard Lake, Mich. ... W	21-5
1924	Orchard Lake, Mich. ... W	24-10
1924	Orchard Lake, Mich. ... L	1-6
1924	Orchard Lake, Mich. ... W	12-5

St. Mary's (Minn.) (1-0)

Home: 1-0

4/5/85	Bowling Green, Ky. W	4-1
--------	---------------------------	-----

St. Xavier (Ill.) (2-1)

Home: 2-1

3/12/82	Bowling Green, Ky. W	3-0
	Bowling Green, Ky. W	6-1
3/13/82	Bowling Green, Ky. L	6-9

Samford (6-1)

Home: 3-0; Away: 3-1

4/9/84	Birmingham, Ala. W	11-5
4/10/85	Bowling Green, Ky. W	5-2
	Bowling Green, Ky. W	9-1
4/22/85	Birmingham, Ala. W	8-5
2/14/88	Birmingham, Ala. W	14-7
3/28/88	Bowling Green, Ky. W	12-2
2/27/94	Birmingham, Ala. L	2-6

San Diego State (1-3)

Away: 1-3

2/19/93	San Diego, Calif..... L	4-6
2/21/93	San Diego, Calif..... W	10-5
2/15/02	San Diego, Calif..... L	3-17
2/16/02	San Diego, Calif..... L	2-4

Scottsville HS (1-0)

Home: 1-0

1930	Bowling Green, Ky. W	13-8
------	---------------------------	------

South Alabama (48-79)

Home: 28-35; Away: 16-42; Neutral: 4-2

3/26/83	Bowling Green, Ky. L	1-7
3/27/83	Bowling Green, Ky. W	12-10
	Bowling Green, Ky. L	4-14
4/16/83	Mobile, Ala. L	6-7
	Mobile, Ala. L	2-8
4/17/83	Mobile, Ala. L	5-7
3/24/84	Mobile, Ala. L	10-11
	Mobile, Ala. L	4-10
3/25/84	Mobile, Ala. L	2-5
4/14/84	Bowling Green, Ky. L	4-9
	Bowling Green, Ky. L	11-12
4/15/84	Bowling Green, Ky. L	8-12
3/15/85	Mobile, Ala. W	16-1
3/17/85	Mobile, Ala. W	2-1
	Mobile, Ala. L	5-6
4/12/85	Bowling Green, Ky. W	10-3
4/13/85	Bowling Green, Ky. W	15-9
4/14/85	Bowling Green, Ky. L	10-13
3/21/86	Mobile, Ala. L	1-3
3/22/86	Mobile, Ala. L	5-8
3/23/86	Mobile, Ala. L	4-7
4/11/86	Bowling Green, Ky. W	8-4
4/12/86	Bowling Green, Ky. W	10-6
4/13/86	Bowling Green, Ky. W	10-9
4/10/87	Bowling Green, Ky. W	14-8
4/11/87	Bowling Green, Ky. W	3-1
4/12/87	Bowling Green, Ky. W	14-5
4/24/87	Mobile, Ala. L	5-14
4/25/87	Mobile, Ala. L	6-7
4/26/87	Mobile, Ala. L	2-6
5/15/87	Norfolk, Va. W	8-2
	(Sun Belt Tournament)	
5/16/87	Norfolk, Va. L	3-9
	(Sun Belt Tournament)	
5/16/87	Norfolk, Va. L	11-16
	(Sun Belt Tournament)	
4/1/88	Mobile, Ala. W	7-4
4/3/88	Mobile, Ala. L	1-11
	Mobile, Ala. L	3-7
4/29/88	Bowling Green, Ky. W	17-9
4/30/88	Bowling Green, Ky. W	13-7
5/1/88	Bowling Green, Ky. L	10-12
5/19/88	Bowling Green, Ky. W	7-1
	(Sun Belt Tournament)	
4/1/89	Bowling Green, Ky. L	3-5
	Bowling Green, Ky. L	0-2
4/2/89	Bowling Green, Ky. L	2-5
4/21/89	Mobile, Ala. L	2-4
4/22/89	Mobile, Ala. L	7-17
4/23/89	Mobile, Ala. L	5-10
3/24/90	Mobile, Ala. L	1-4
	Mobile, Ala. L	2-3
3/25/90	Mobile, Ala. W	4-0

3/31/90	Bowling Green, Ky. L	1-4
	Bowling Green, Ky. W	4-3
4/1/90	Bowling Green, Ky. L	9-12
4/13/91	Bowling Green, Ky. L	1-2
	Bowling Green, Ky. W	4-2
4/14/91	Bowling Green, Ky. L	4-5
4/20/91	Mobile, Ala. L	1-2
	Mobile, Ala. L	3-13
4/21/91	Mobile, Ala. W	7-2
	(1,000th WKU Victory)	
5/16/91	Jacksonville, Fla. W	3-2
	(Sun Belt Tournament)	
3/14/92	Mobile, Ala. L	8-12
	Mobile, Ala. L	0-17
3/15/92	Mobile, Ala. L	5-8
5/2/92	Bowling Green, Ky. W	6-2
	Bowling Green, Ky. L	5-6
5/3/92	Bowling Green, Ky. W	8-1
4/24/93	Mobile, Ala. L	7-13
	Mobile, Ala. W	6-5
4/25/93	Mobile, Ala. L	6-7
3/26/94	Bowling Green, Ky. L	0-1
5/7/94	Mobile, Ala. W	16-8
	Mobile, Ala. L	3-5
5/8/94	Mobile, Ala. L	7-8
3/25/95	Bowling Green, Ky. L	8-14
	Bowling Green, Ky. L	1-4
3/26/95	Bowling Green, Ky. L	3-9
4/13/96	Mobile, Ala. L	4-15
	Mobile, Ala. L	3-4
4/14/96	Mobile, Ala. L	7-9
3/22/97	Bowling Green, Ky. W	5-4
	Bowling Green, Ky. W	3-2
3/23/97	Bowling Green, Ky. L	1-5
4/18/98	Mobile, Ala. L	3-7
	Mobile, Ala. W	2-0
4/19/98	Mobile, Ala. W	8-3
3/5/99	Mobile, Ala. L	4-7
3/6/99	Mobile, Ala. L	5-8
3/7/99	Mobile, Ala. W	5-3
4/2/99	Bowling Green, Ky. W	10-1
4/3/99	Bowling Green, Ky. L	4-5
4/4/99	Bowling Green, Ky. L	1-2
5/21/99	New Orleans, La. W	6-5
	(Sun Belt Tournament)	
3/31/00	Bowling Green, Ky. W	4-3
4/1/00	Bowling Green, Ky. L	3-4
4/2/00	Bowling Green, Ky. L	3-4
4/6/01	Mobile, Ala. L	2-11
4/7/01	Mobile, Ala. W	11-10
4/8/01	Mobile, Ala. L	1-12
5/18/02	Bowling Green, Ky. W	13-4
	Bowling Green, Ky. L	2-4
5/19/02	Bowling Green, Ky. L	7-13
4/11/03	Mobile, Ala. L	1-6
4/12/03	Mobile, Ala. L	7-11
4/13/03	Mobile, Ala. W	10-6
5/22/03	Lafayette, La. W	10-9
	(Sun Belt Tournament)	
4/16/04	Bowling Green, Ky. L	1-6
4/17/04	Bowling Green, Ky. L	6-7
4/18/04	Bowling Green, Ky. W	9-6
5/26/04	Mobile, Ala. W	6-3
	(Sun Belt Tournament)	
4/29/05	Mobile, Ala. L	4-10
5/1/05	Mobile, Ala. W	8-4
	Mobile, Ala. L	0-2
4/28/06	Bowling Green, Ky. L	2-7
2/29/06	Bowling Green, Ky. L	9-13
5/12/07	Bowling Green, Ky. W	9-5
	Bowling Green, Ky. L	1-9
5/13/07	Bowling Green, Ky. L	9-17
3/14/08	Mobile, Ala. L	6-9
3/15/08	Mobile, Ala. W	8-5
3/16/08	Mobile, Ala. W	8-4
3/13/09	Bowling Green, Ky. W	7-4
3/14/09	Bowling Green, Ky. W	10-2

3/15/09	Bowling Green, Ky. W	16-14
4/9/10	Bowling Green, Ky. W	6-3
4/10/10	Bowling Green, Ky. W	12-4
4/11/10	Bowling Green, Ky. L	5-7
5/13/11	Bowling Green, Ky. L	3-6
5/14/11	Bowling Green, Ky. L	0-4
5/15/11	Bowling Green, Ky. W	3-2

South Carolina (0-1)

Neutral: 0-1

2/10/07	Wilmington, N.C..... L	0-12
	(Hughes Bros. Challenge)	

USC-Spartanburg (1-0)

Home: 1-0

4/17/87	Bowling Green, Ky. W	6-3
---------	---------------------------	-----

South Florida (30-26)

Home: 15-10; Away: 14-16; Neutral: 1-0

3/16/79	Tampa, Fla. L	1-4
3/19/80	Tampa, Fla. W	5-2
3/12/83	Tampa, Fla. W	5-2
	Tampa, Fla. L	2-3
3/13/82	Tampa, Fla. L	7-11
5/1/83	Bowling Green, Ky. L	3-5
	Bowling Green, Ky. W	5-0
3/9/84	Tampa, Fla. W	8-5
3/10/84	Tampa, Fla. W	2-1
3/11/84	Tampa, Fla. L	1-5
4/28/84	Bowling Green, Ky. L	4-5
	Bowling Green, Ky. W	7-3
3/29/85	Tampa, Fla. W	6-5
3/30/85	Tampa, Fla. L	6-11
3/31/85	Tampa, Fla. W	9-0
4/27/85	Bowling Green, Ky. W	10-4
4/28/85	Bowling Green, Ky. W	11-5
4/29/85	Bowling Green, Ky. W	13-7
5/13/85	Norfolk, Va. W	8-6
	(Sun Belt Tournament)	
3/14/86	Tampa, Fla. L	4-8
3/16/86	Tampa, Fla. L	2-4
	Tampa, Fla. L	1-2
4/4/86	Bowling Green, Ky. L	3-6
4/5/86	Bowling Green, Ky. L	1-5
	Bowling Green, Ky. L	10-11
5/15/86	Tampa, Fla. L	1-9
	(Sun Belt Tournament)	
4/3/87	Tampa, Fla. L	1-3
4/4/87	Tampa, Fla. L	0-4
4/5/87	Tampa, Fla. W	12-11
5/1/87	Bowling Green, Ky. W	11-10
5/2/87	Bowling Green, Ky. W	13-6
5/3/87	Bowling Green, Ky. W	9-6
4/15/88	Tampa, Fla. W	6-4
4/16/88	Tampa, Fla. W	8-6
4/17/88	Tampa, Fla. W	11-8
5/6/88	Bowling Green, Ky. W	9-8
5/7/88	Bowling Green, Ky. W	8-7
5/8/88	Bowling Green, Ky. L	4-5
4/28/89	Bowling Green, Ky. L	2-7
4/29/89	Bowling Green, Ky. W	7-4
4/30/89	Bowling Green, Ky. L	9-23
5/5/89	Tampa, Fla. L	9-10
5/6/89	Tampa, Fla. L	5-12
5/7/89	Tampa, Fla. L	9-12
4/28/90	Tampa, Fla. L	2-4
	Tampa, Fla. W	6-2
4/29/90	Tampa, Fla. W	4-3
5/5/90	Bowling Green, Ky. L	2-8
	Bowling Green, Ky. W	3-1
5/6/90	Bowling Green, Ky. L	1-8
3/30/91	Tampa, Fla. L	2-5
	Tampa, Fla. W	2-1
3/31/91	Tampa, Fla. W	11-5
4/27/91	Bowling Green, Ky. W	9-5
	Bowling Green, Ky. W	4-0

ALL-TIME SERIES HISTORY

4/28/91 Bowling Green, Ky. W 6-5

Southeast Missouri (2-1)

Home: 1-0; Away: 1-1

3/1/94 Cape Girardeau, Mo. W 5-2
 2/22/95 Cape Girardeau, Mo. L 11-13
 3/27/95 Bowling Green, Ky. W 10-4

Southeastern Louisiana (2-2)

Home: 1-1; Away: 1-1

3/20/91 Hammond, La. L 4-5
 3/21/91 Hammond, La. W 5-3
 4/14/92 Bowling Green, Ky. W 7-6
 4/15/92 Bowling Green, Ky. L 18-21

Southern Illinois (8-22)

Home: 6-12; Away: 2-10

1967 Bowling Green, Ky. W 1-0
 1967 Bowling Green, Ky. L 1-8
 1967 Bowling Green, Ky. L 1-2
 1968 Carbondale, Ill. L 0-4
 1968 Carbondale, Ill. L 2-11
 1969 Carbondale, Ill. L 2-7
 (Governor's Invitational)
 1969 Bowling Green, Ky. L 3-10
 1969 Bowling Green, Ky. L 2-6
 1969 Bowling Green, Ky. W 1-0
 1970 Carbondale, Ill. W 9-8
 1970 Carbondale, Ill. L 4-11
 1971 Bowling Green, Ky. L 3-4
 1971 Bowling Green, Ky. L 1-2
 1971 Bowling Green, Ky. W 7-6
 1972 Carbondale, Ill. L 3-8
 1972 Carbondale, Ill. L 3-6
 1974 Bowling Green, Ky. L 4-8
 1974 Bowling Green, Ky. L 1-8
 1975 Carbondale, Ill. L 1-6
 1975 Carbondale, Ill. L 4-5
 1976 Bowling Green, Ky. L 4-6
 1976 Bowling Green, Ky. L 3-6
 1977 Carbondale, Ill. L 0-7
 1978 Bowling Green, Ky. L 6-7
 1978 Bowling Green, Ky. L 7-10
 5/13/89 Bowling Green, Ky. W 3-2
 Bowling Green, Ky. W 6-2
 5/15/89 Bowling Green, Ky. W 8-2
 5/13/90 Carbondale, Ill. W 7-4
 Carbondale, Ill. L 4-7

Southern Indiana (9-3)

Home: 6-1; Away: 3-2

1974 Bowling Green, Ky. W 2-1
 1974 Bowling Green, Ky. L 1-6
 1975 Evansville, Ind. L 4-6
 1975 Evansville, Ind. W 7-3
 1975 Bowling Green, Ky. W 10-2
 1975 Bowling Green, Ky. W 5-1
 3/18/81 Evansville, Ind. W 7-4
 Evansville, Ind. L 7-8
 3/21/82 Bowling Green, Ky. W 11-3
 Bowling Green, Ky. W 12-3
 3/1/88 Evansville, Ind. W 9-6
 3/2/88 Bowling Green, Ky. W 4-2

Springfield HS (1-0)

Home: 1-0

1913 Springfield, Ky. W 13-0

Sue Bennett (1-0)

Home: 1-0

3/11/97 Bowling Green, Ky. W 21-3

Tampa (0-1)

Away: 0-1

3/20/80 Tampa, Fla. L 9-14

Temple (1-1)

Neutral: 1-1

3/10/83 Tampa, Fla. L 7-12
 3/11/83 Tampa, Fla. W 6-5

Tennessee (3-2)

Home: 3-0; Away: 0-2

3/19/85 Bowling Green, Ky. W 4-3
 3/20/85 Bowling Green, Ky. W 11-4
 4/9/86 Knoxville, Tenn. L 2-5
 3/10/09 Knoxville, Tenn. L 8-14
 3/9/10 Bowling Green, Ky. W 5-4

Tennessee-Martin (6-0)

Home: 4-0; Away: 2-0

4/7/93 Bowling Green, Ky. W 4-0
 3/30/94 Bowling Green, Ky. W 13-1
 3/1/95 Martin, Tenn. W 5-0
 3/22/95 Bowling Green, Ky. W 10-0
 2/17/04 Martin, Tenn. W 8-2
 3/31/04 Bowling Green, Ky. W 11-7

Tennessee State (6-1)

Home: 4-1; Away: 2-0

1978 Bowling Green, Ky. W 16-4
 4/2/81 Bowling Green, Ky. L 2-10
 4/23/82 Bowling Green, Ky. W 16-3
 3/30/83 Nashville, Tenn. W 5-4
 4/28/83 Bowling Green, Ky. W 14-5
 4/12/84 Bowling Green, Ky. W 21-1
 4/18/84 Nashville, Tenn. W 3-0

Tennessee Tech (70-49-2)

Home: 32-22-1; Away: 38-27-1

1923 Bowling Green, Ky. W 6-4
 1923 Cookeville, Tenn. L 3-4
 1933 Cookeville, Tenn. W 9-3
 1933 Cookeville, Tenn. W 6-3
 1933 Bowling Green, Ky. L 1-2
 1933 Bowling Green, Ky. W 4-0
 1934 Bowling Green, Ky. L 8-14
 1934 Cookeville, Tenn. L 8-14
 1934 Bowling Green, Ky. W 7-6
 1935 Cookeville, Tenn. W 8-4
 1935 Cookeville, Tenn. W 2-0
 1937 Cookeville, Tenn. W 7-6
 1937 Cookeville, Tenn. L 2-17
 1938 Bowling Green, Ky. W 12-7
 1939 Bowling Green, Ky. L 4-7
 1940 Bowling Green, Ky. W 5-4
 1940 Cookeville, Tenn. W 13-10
 1941 Bowling Green, Ky. L 2-9
 1941 Cookeville, Tenn. W 2-0
 1942 Cookeville, Tenn. W 6-4
 1942 Cookeville, Tenn. L 3-7
 1946 Cookeville, Tenn. W 5-4
 1949 Bowling Green, Ky. L 1-15
 1949 Cookeville, Tenn. L 0-7
 1950 Bowling Green, Ky. W 2-0
 1950 Cookeville, Tenn. L 0-2
 1951 Cookeville, Tenn. L 5-12
 1951 Bowling Green, Ky. W 3-2
 1952 Bowling Green, Ky. W 13-10
 1952 Cookeville, Tenn. W 13-11
 1953 Bowling Green, Ky. L 1-5
 1953 Cookeville, Tenn. W 3-2
 1953 Bowling Green, Ky. W 4-3
 (OVC Tournament)
 1953 Bowling Green, Ky. W 5-2
 (OVC Tournament)
 1954 Bowling Green, Ky. W 3-2
 1954 Cookeville, Tenn. W 5-2
 1955 Cookeville, Tenn. L 4-14
 1956 Bowling Green, Ky. L 2-7
 1956 Cookeville, Tenn. L 5-13
 1957 Cookeville, Tenn. L 6-13
 1957 Bowling Green, Ky. W 8-5

1958 Cookeville, Tenn. W 7-4
 1958 Cookeville, Tenn. L 3-7
 1960 Cookeville, Tenn. W 12-4
 1961 Bowling Green, Ky. L 0-9
 1961 Bowling Green, Ky. L 0-9
 1961 Cookeville, Tenn. W 7-5
 1961 Cookeville, Tenn. L 1-8
 1962 Cookeville, Tenn. L 9-19
 1962 Cookeville, Tenn. W 5-2
 1962 Bowling Green, Ky. W 6-1
 1962 Bowling Green, Ky. W 5-3
 1963 Cookeville, Tenn. L 3-4
 1964 Bowling Green, Ky. L 2-7
 1964 Cookeville, Tenn. L 2-3
 1965 Bowling Green, Ky. W 3-1
 1965 Cookeville, Tenn. L 6-10
 1966 Cookeville, Tenn. L 2-7
 1966 Bowling Green, Ky. W 12-4
 1967 Bowling Green, Ky. L 3-12
 1967 Bowling Green, Ky. T 1-1
 1967 Cookeville, Tenn. L 2-14
 1967 Cookeville, Tenn. T 5-5
 1968 Bowling Green, Ky. L 4-5
 1968 Bowling Green, Ky. L 1-9
 1968 Cookeville, Tenn. L 4-11
 1968 Cookeville, Tenn. W 7-3
 1969 Cookeville, Tenn. W 2-1
 1969 Cookeville, Tenn. L 2-3
 1970 Cookeville, Tenn. L 0-2
 1970 Cookeville, Tenn. L 4-11
 1971 Bowling Green, Ky. W 5-1
 1972 Bowling Green, Ky. W 6-2
 1972 Bowling Green, Ky. L 2-8
 1972 Cookeville, Tenn. W 5-3
 1972 Cookeville, Tenn. W 6-1
 1972 Cookeville, Tenn. W 3-1
 1972 Cookeville, Tenn. W 11-5
 1972 Bowling Green, Ky. W 2-1
 1972 Bowling Green, Ky. W 7-1
 1973 Cookeville, Tenn. L 2-3
 1973 Cookeville, Tenn. W 1-0
 1973 Bowling Green, Ky. W 3-0
 1973 Bowling Green, Ky. W 7-4
 1973 Cookeville, Tenn. W 8-6
 1973 Cookeville, Tenn. L 3-5
 1973 Bowling Green, Ky. W 8-6
 1973 Bowling Green, Ky. L 3-5
 1977 Cookeville, Tenn. W 7-1
 1977 Cookeville, Tenn. W 6-0
 4/18/79 Cookeville, Tenn. W 11-1
 Cookeville, Tenn. W 15-0
 4/17/80 Cookeville, Tenn. W 9-3
 Cookeville, Tenn. W 7-3
 4/3/82 Cookeville, Tenn. W 19-0
 Cookeville, Tenn. W 9-4
 4/10/82 Bowling Green, Ky. W 3-0
 Bowling Green, Ky. L 4-5
 4/28/86 Cookeville, Tenn. W 3-2
 5/2/86 Bowling Green, Ky. L 5-7
 4/22/87 Cookeville, Tenn. L 3-12
 4/5/89 Bowling Green, Ky. W 11-3
 4/10/89 Cookeville, Tenn. W 8-4
 4/5/90 Cookeville, Tenn. L 5-6
 4/12/90 Bowling Green, Ky. W 6-5
 4/2/91 Cookeville, Tenn. L 3-4
 4/16/91 Bowling Green, Ky. W 8-4
 3/5/92 Cookeville, Tenn. W 16-7
 3/26/92 Bowling Green, Ky. W 4-0
 3/24/93 Bowling Green, Ky. W 12-7
 4/28/94 Bowling Green, Ky. W 9-3
 4/6/95 Bowling Green, Ky. W 11-4
 4/18/96 Bowling Green, Ky. W 14-0
 5/10/97 Bowling Green, Ky. L 4-6
 5/11/97 Cookeville, Tenn. W 7-2
 3/25/98 Cookeville, Tenn. W 10-9
 4/1/98 Bowling Green, Ky. L 10-13
 4/28/99 Bowling Green, Ky. L 4-8

3/28/00 Cookeville, Tenn. W 5-4
 4/4/00 Bowling Green, Ky. L 6-8
 4/3/01 Bowling Green, Ky. L 1-11

Texas (0-1)

Away: 0-1

3/11/87 Austin, Texas L 6-18

Texas A&M (2-0)

Away: 1-0; Neutral: 1-0

3/10/87 Coll. Station, Texas W 4-1
 3/26/10 Waco, Texas W 5-1
 (Fifth Annual QTI Baylor Classic)

Texas State (1-0)

Neutral: 1-0

2/27/10 Waco, Texas W 4-3
 (Fifth Annual QTI Baylor Classic)

TCU (0-1)

Neutral: 1-0

5/31/08 Stillwater, Okla. L 5-10
 (NCAA Regional)

Texas-Pan American (7-8)

Home: 3-3; Away: 4-5

4/14/95 Edinburg, Texas W 13-5
 4/15/95 Edinburg, Texas L 9-12
 Edinburg, Texas L 2-3
 5/3/96 Bowling Green, Ky. L 4-5
 5/4/96 Bowling Green, Ky. W 3-1
 Bowling Green, Ky. L 3-4
 3/7/97 Edinburg, Texas L 6-8
 Edinburg, Texas W 11-5
 3/8/97 Edinburg, Texas W 6-1
 3/20/98 Bowling Green, Ky. L 1-4
 Bowling Green, Ky. W 9-8
 3/21/98 Bowling Green, Ky. W 15-3
 4/22/05 Edinburg, Texas L 11-12
 4/23/05 Edinburg, Texas L 1-6
 4/24/05 Edinburg, Texas W 7-4

Thomas More (2-0)

Home: 2-0

4/9/80 Bowling Green, Ky. W 20-3
 Bowling Green, Ky. W 7-1

Toledo (4-0)

Home: 4-0

3/2/01 Bowling Green, Ky. W 7-4
 3/3/01 Bowling Green, Ky. W 12-3
 Bowling Green, Ky. W 12-8
 2/20/09 Bowling Green, Ky. W 3-1

Transylvania (5-0)

Home: 4-0; Away: 1-0

1916 Lexington, Ky. W 9-2
 1924 Bowling Green, Ky. W 16-5
 1924 Bowling Green, Ky. W 6-5
 1928 Bowling Green, Ky. W 14-9
 1928 Bowling Green, Ky. W 6-2

Trevecca (1-1)

Home: 1-0; Away: 0-1

1977 Bowling Green, Ky. W 8-1
 1978 Nashville, Tenn. L 0-5

Troy (9-20)

Home: 2-8; Away: 7-10; Neutral: 1-1

3/23/80 Troy, Ala. W 4-3
 3/13/81 Troy, Ala. L 5-10
 3/2/84 Troy, Ala. L 8-13
 3/3/84 Troy, Ala. L 4-10
 3/9/85 Troy, Ala. L 5-8
 3/10/85 Dothan, Ala. W 19-3
 2/20/98 Troy, Ala. W 12-8
 2/21/98 Troy, Ala. L 8-11

4/7/06	Bowling Green, Ky.L	10-14
4/8/06	Bowling Green, Ky.L	8-15
4/9/06	Bowling Green, Ky.L	5-11
5/25/06	Bowling Green, Ky.L	2-3
(Sun Belt Tournament)		
3/30/07	Bowling Green, Ky.W	14-5
3/31/07	Bowling Green, Ky.W	13-1
4/1/07	Bowling Green, Ky.L	2-4
3/21/08	Bowling Green, Ky.L	4-5
3/22/08	Bowling Green, Ky.L	3-5
3/23/08	Bowling Green, Ky.L	7-9
3/20/09	Troy, Ala.W	7-4
3/21/09	Troy, Ala.L	7-9
3/22/09	Troy, Ala.W	6-4
5/21/09	Troy, Ala.W	14-11
(Sun Belt Tournament)		
4/30/10	Troy, Ala.W	7-4
5/1/10	Troy, Ala.L	4-5
5/2/10	Troy, Ala.L	3-6
4/22/11	Troy, Ala.L	3-6
4/23/11	Troy, Ala.L	3-11
4/24/11	Troy, Ala.L	9-12
5/27/11	Monroe, La.L	2-4
(Sun Belt Tournament)		

Tulane (0-1)
Away: 0-2

6/5/04	Oxford, Miss.L	0-7
(NCAA Regional)		

Union (Ky.) (2-0)
Home: 1-0; Away: 1-0

1959	Bowling Green, Ky.W	4-0
1959	Barbourville, Ky.W	6-5

Union (Tenn.) (3-0)
Home: 1-0; Away: 2-0

1974	Bowling Green, Ky.W	7-6
1975	Jackson, Tenn.W	5-0
1975	Jackson, Tenn.W	19-7

Valdosta State (2-4)
Away: 2-4

1976	Valdosta, Ga.L	3-8
1976	Valdosta, Ga.L	1-5
1977	Valdosta, Ga.L	2-4
3/16/80	Valdosta, Ga.L	0-10
	Valdosta, Ga.W	7-3
3/21/80	Valdosta, Ga.W	8-6

Valparaiso (2-1)
Home: 1-0; Neutral: 1-1

3/12/81	Panama City, Fla.W	6-0
3/13/85	Panama City, Fla.L	5-6
3/13/02	Bowling Green, Ky.W	9-5

Vanderbilt (32-59-2)
Home: 17-21-1; Away: 15-38-2

1913	Bowling Green, Ky.W	2-0
1926	Bowling Green, Ky.L	2-6
1932	Nashville, Tenn.L	4-5
1932	Nashville, Tenn.L	6-7
1932	Bowling Green, Ky.W	7-6
1937	Nashville, Tenn.W	8-7
1937	Nashville, Tenn.L	2-6
1937	Nashville, Tenn.W	8-1
1937	Nashville, Tenn.L	2-3
1938	Nashville, Tenn.L	6-21
1938	Nashville, Tenn.W	6-4
1938	Bowling Green, Ky.L	9-13
1939	Bowling Green, Ky.L	1-6
1939	Nashville, Tenn.L	0-10
1939	Nashville, Tenn.L	12-13
1939	Nashville, Tenn.W	8-5
1941	Nashville, Tenn.W	16-12
1941	Bowling Green, Ky.L	4-7
1942	Nashville, Tenn.L	1-2

1947	Nashville, Tenn.L	2-3
1947	Bowling Green, Ky.W	4-2
1949	Bowling Green, Ky.T	6-6
1970	Nashville, Tenn.W	2-0
1970	Nashville, Tenn.L	0-6
1971	Nashville, Tenn.L	3-9
1971	Nashville, Tenn.L	5-9
1971	Bowling Green, Ky.L	0-6
1971	Bowling Green, Ky.L	1-6
1972	Nashville, Tenn.L	0-6
1972	Bowling Green, Ky.L	4-5
1973	Nashville, Tenn.L	4-5
1973	Nashville, Tenn.L	5-9
1974	Bowling Green, Ky.L	1-7
1974	Bowling Green, Ky.W	9-3
1975	Bowling Green, Ky.L	6-8
1975	Bowling Green, Ky.W	5-4
1075	Nashville, Tenn.L	1-5
1975	Nashville, Tenn.L	4-12
1976	Nashville, Tenn.L	7-8
1976	Bowling Green, Ky.W	8-2
1977	Nashville, Tenn.W	7-5
1977	Nashville, Tenn.T	3-3
3/23/83	Bowling Green, Ky.L	2-3
4/14/83	Nashville, Tenn.W	8-1
3/27/84	Bowling Green, Ky.W	7-6
3/21/85	Bowling Green, Ky.L	9-16
3/26/85	Nashville, Tenn.L	3-8
4/1/86	Bowling Green, Ky.L	3-6
4/30/86	Nashville, Tenn.L	8-13
4/7/87	Bowling Green, Ky.L	5-11
4/21/87	Nashville, Tenn.L	0-6
4/6/88	Nashville, Tenn.L	5-6
4/13/88	Bowling Green, Ky.L	6-10
4/11/89	Nashville, Tenn.L	4-5
4/19/89	Bowling Green, Ky.L	7-9
3/28/90	Bowling Green, Ky.W	1-0
4/3/90	Nashville, Tenn.W	9-7
3/26/91	Nashville, Tenn.W	11-7
4/3/91	Bowling Green, Ky.W	6-2
3/17/92	Bowling Green, Ky.W	6-3
3/31/92	Nashville, Tenn.W	13-10
3/23/93	Nashville, Tenn.L	3-17
5/13/93	Bowling Green, Ky.W	11-10
3/22/94	Nashville, Tenn.L	0-7
5/12/94	Bowling Green, Ky.L	1-9
5/8/95	Bowling Green, Ky.W	7-6
5/10/95	Nashville, Tenn.L	1-12
4/3/96	Bowling Green, Ky.W	3-2
4/23/96	Nashville, Tenn.L	12-13
3/26/97	Nashville, Tenn.W	5-10 (f)
4/9/97	Bowling Green, Ky.W	6-16 (f)
4/7/98	Nashville, Tenn.L	7-14
4/21/98	Bowling Green, Ky.W	13-10
3/24/99	Nashville, Tenn.L	4-7
4/5/00	Bowling Green, Ky.L	3-9
4/25/00	Nashville, Tenn.L	10-16
3/28/01	Nashville, Tenn.L	5-6
4/3/02	Bowling Green, Ky.W	13-6
5/7/02	Nashville, Tenn.L	9-10
4/1/03	Nashville, Tenn.W	11-4
5/6/03	Bowling Green, Ky.L	0-4
3/3/04	Nashville, Tenn.W	10-9
4/12/05	Nashville, Tenn.L	6-9
4/20/05	Bowling Green, Ky.L	6-10
3/28/06	Bowling Green, Ky.W	6-4
4/11/06	Nashville, Tenn.L	1-15
3/6/07	Bowling Green, Ky.L	4-6
3/20/07	Nashville, Tenn.L	2-15
4/8/08	Nashville, Tenn.L	1-5
4/16/08	Bowling Green, Ky.L	1-5
2/25/09	Nashville, Tenn.L	7-10
3/16/10	Nashville, Tenn.W	17-2
3/17/10	Bowling Green, Ky.L	6-17
3/1/11	Nashville, Tenn.L	5-6

Virginia Commonwealth (6-1)

Home: 3-1; Away 3-0

5/20/88	Bowling Green, Ky.L	3-4
(Sun Belt Tournament)		
3/27/09	Bowling Green, Ky.W	11-9
3/28/09	Bowling Green, Ky.W	20-7
3/29/09	Bowling Green, Ky.W	12-8
3/19/10	Richmond, Va.W	19-4
3/20/10	Richmond, Va.W	15-3
3/21/10	Richmond, Va.W	9-4

Villanova (1-0)
Neutral: 1-0

3/5/84	Orlando, Fla.W	6-4
--------	---------------------	-----

Virginia (1-0)
Away: 1-0

1976	Charlottesville, Va.W	5-3
------	----------------------------	-----

Wake Forest (0-1)
Neutral: 0-1

2/12/05	Rock Hill, S.C.L	5-10
(Coca-Cola Classic)		

Washington (0-1)
Neutral: 0-1

6/5/04	Oxford, Miss.L	1-4
(NCAA Regional)		

Washington (Mo.) (3-1)

Home: 2-0; Away: 0-1; Neutral: 1-0

1967	St. Louis, Mo.L	4-13
3/4/84	Orlando, Fla.W	3-0
3/7/92	Bowling Green, Ky.W	11-6
3/8/92	Bowling Green, Ky.W	14-7

Wayne State (Mich.) (4-0)

Home: 4-0

3/19/81	Bowling Green, Ky.W	15-8
	Bowling Green, Ky.W	11-3
3/20/81	Bowling Green, Ky.W	19-2
	Bowling Green, Ky.W	8-3

Western Carolina (0-2)

Away: 0-2

2/18/90	Cullowhee, N.C.L	3-4
	Cullowhee, N.C.L	4-5

Western Illinois (7-3)

Home: 7-3

1947	Bowling Green, Ky.W	3-2
1947	Bowling Green, Ky.L	2-3
1950	Bowling Green, Ky.L	5-8
1950	Bowling Green, Ky.L	1-5
3/18/99	Bowling Green, Ky.W	13-6
2/24/01	Bowling Green, Ky.W	7-1
2/25/01	Bowling Green, Ky.W	4-3
2/8/02	Bowling Green, Ky.W	11-0
2/9/02	Bowling Green, Ky.W	14-4
2/10/02	Bowling Green, Ky.W	3-2

Western Michigan (1-0)

Home: 1-0

1977	Bowling Green, Ky.W	3-2
------	--------------------------	-----

Winthrop (0-1)
Away: 0-1

2/11/05	Rock Hill, S.C.L	6-7
(Coca-Cola Classic)		

Wisconsin-Milwaukee (5-3)

Home: 5-3

3/17/94	Bowling Green, Ky.W	2-0
3/18/94	Bowling Green, Ky.W	17-16
3/16/95	Bowling Green, Ky.L	9-10
3/13/96	Bowling Green, Ky.W	8-7
2/27/98	Bowling Green, Ky.W	5-0

	Bowling Green, Ky.L	4-12
2/28/98	Bowling Green, Ky.L	7-9
3/19/06	Bowling Green, Ky.W	14-13

Wittenberg (Ohio) (0-2)

Home: 0-2

1960	Bowling Green, Ky.L	3-4
1972	Bowling Green, Ky.L	4-12

Wheaton (Ill.) (1-0)

Home: 1-0

1962	Bowling Green, Ky.W	4-2
------	--------------------------	-----

Wofford (7-2)

Away: 7-2

2/24/96	Spartanburg, S.C.W	6-4
	Spartanburg, S.C.L	4-5
2/25/96	Spartanburg, S.C.W	8-0
5/10/96	Spartanburg, S.C.W	13-5
5/11/96	Spartanburg, S.C.W	7-3
	Spartanburg, S.C.W	14-0
3/11/05	Spartanburg, S.C.W	14-2
3/12/05	Spartanburg, S.C.W	18-4
3/13/05	Spartanburg, S.C.L	9-13

Wright State (3-1)

Home: 3-1

2/28/03	Bowling Green, Ky.W	8-4
3/1/03	Bowling Green, Ky.W	11-0
	Bowling Green, Ky.W	2-1
3/2/03	Bowling Green, Ky.L	4-10

Wyoming (1-0)

Neutral: 1-0

3/4/95	Houston, TexasW	3-2
(Rice Tournament)		

Xavier (Ohio) (15-2)

Home: 15-1; Away: 0-1

3/16/84	Bowling Green, Ky.L	3-8
3/19/88	Bowling Green, Ky.W	15-13
3/20/88	Bowling Green, Ky.W	6-5
	Bowling Green, Ky.W	3-1
3/28/89	Bowling Green, Ky.W	7-6
	Bowling Green, Ky.W	3-1
5/12/89	Cincinnati, OhioL	2-4
2/24/90	Bowling Green, Ky.W	8-7
3/2/91	Bowling Green, Ky.W	1-0
	Bowling Green, Ky.W	4-0
3/3/91	Bowling Green, Ky.W	7-4
2/14/98	Bowling Green, Ky.W	3-2
	Bowling Green, Ky.W	6-0
2/15/98	Bowling Green, Ky.W	13-8
2/23/07	Bowling Green, Ky.W	11-5
2/25/07	Bowling Green, Ky.W	5-0
	Bowling Green, Ky.W	13-1

Yale (1-3)

Home: 1-3

3/18/98	Bowling Green, Ky.L	2-3
	Bowling Green, Ky.W	6-2
3/7/00	Bowling Green, Ky.L	3-5
3/15/00	Bowling Green, Ky.L	3-5

Youngstown State (6-0)

Home: 6-0

3/17/04	Bowling Green, Ky.W	8-3
3/18/04	Bowling Green, Ky.W	10-9
3/19/04	Bowling Green, Ky.W	11-9
3/29/08	Bowling Green, Ky.W	20-10
	Bowling Green, Ky.W	5-2
3/20/08	Bowling Green, Ky.W	9-0

ALL-TIME RECORD BY OPPONENT

OPPONENT	W	L	T	LAST	STK
Air Force	1	0	0	1969	W2
Akron	8	3	0	2006	W2
Alabama	6	11	0	1993	L5
UAB	29	25	0	1994	L1
Albany	5	2	0	2009	W4
Albion (Mich.)	2	0	0	1981	W2
Arkansas	0	2	0	1987	L2
UALR	43	29	0	2011	L3
Arkansas State	34	31	0	2011	L1
Asbury (Ky.)	2	0	0	2002	W2
Auburn	0	3	0	2011	L3
Auburn HS (Ky.)	2	0	0	1913	W2
Aurora (Ill.)	8	0	0	1982	W8
Austin Peay	92	54	1	2011	W5
Ball State	1	1	0	1983	W1
Baylor	1	2	0	2010	W1
Bellarmino	29	11	0	1991	W1
Belmont	17	17	0	2011	L1
Berea	1	0	0	1910	W1
Bethel (Ky.)	7	0	0	1959	W7
Bethel (Tenn.)	7	7	0	1927	L1
Birmingham Southern	1	0	0	1994	W1
Bowling Green State	8	2	0	2011	W4
Bradley	4	3	0	2002	W2
Bradley Tech	0	1	0	1940	L1
Brescia	2	0	0	2009	W2
Butler	10	2	0	2006	W6
Campbellsville	28	4	0	1983	W16
Canisius	1	0	0	1979	W1
Capital	2	0	0	1972	W2
Central Florida	11	9	0	2003	W1
Central Michigan	1	5	0	2006	L5
Central Normal (Ind.)	2	0	0	1924	W2
Centre	22	6	0	1975	W3
Charleston Southern	0	1	0	2001	L1
Charlotte	2	0	0	1988	W2
Cincinnati	5	0	0	1999	W5
Cleveland State	1	0	0	1982	W1
Coastal Carolina	0	3	0	2011	L3
College of Charleston	2	1	0	2011	L1
Columbus State (Ga.)	5	3	0	1986	W1
Cumberland (Ky.)	3	2	1	1937	W1
Cumberland (Tenn.)	12	4	1	1991	T1
Dayton	5	2	0	2004	W4
Defiance (Ohio)	1	0	0	1926	W1
DePaul	1	0	0	1942	W1
DuPont Manual HS	2	0	0	1913	W2
East Tennessee State	2	3	0	1978	L2
Eastern Illinois	12	4	0	1991	W4
Eastern Kentucky	72	60	2	2011	L1
Elkton HS	2	1	0	1912	W1
Evansville	35	28	2	2008	W4
Faculty	1	0	0	1912	W1
Ferris State	4	2	0	1983	L2
Florida	0	6	0	1998	L6
Florida Atlantic	9	12	0	2011	W3
FIU	26	23	0	2011	L1
Florida State	1	14	0	2001	L8
Fort Knox	1	3	0	1952	L1
Franklin (Ind.)	2	0	0	1986	W2
Georgetown (Ky.)	5	0	0	1928	W5
Georgia	2	0	0	1985	W2
Georgia Southern	1	1	0	1979	L1
Georgia Southwestern	1	0	0	1977	W1
Georgia State	3	1	0	1993	W3
Georgia Tech	1	5	0	1997	L4
Glasgow HS	1	0	0	1912	W1
Grand Valley State	1	2	0	1982	L2
Hanover	1	0	0	1923	W1
Hillsdale HS	4	1	0	1961	W1

OPPONENT	W	L	T	LAST	STK
Hopkinsville HS	0	1	0	1938	L1
Houston	7	6	0	1990	L2
Huntington (Ind.)	5	0	0	1985	W5
Illinois	3	8	0	2011	W1
Illinois Benedictine	1	0	0	1980	W1
Illinois-Chicago	2	1	0	2010	L1
Illinois State	11	12	0	2005	L2
Indiana	3	0	0	1990	W3
IPFW	2	1	0	2006	W2
IUPUI	5	1	0	1984	L1
Indiana Southeast	4	1	0	1982	W2
Indiana State	5	4	1	1985	W1
Indiana Tech	4	0	0	1997	W4
Iowa	3	0	0	1981	W3
Jacksonville	13	25	0	1998	L3
Jacksonville State	0	1	0	1977	L1
Kansas State	1	0	0	2011	W1
Kent State	2	2	0	2010	W2
Kentucky	23	30	0	2011	W4
Kentucky Southern	2	0	0	1969	W2
Kentucky State	2	0	0	2005	W2
Kentucky Wesleyan	54	26	0	2009	W16
Lamar	3	10	0	1998	W1
LaSalle	1	0	0	1984	W1
Lincoln (Mo.)	2	0	0	1986	W2
Lindsey Wilson	9	1	0	1936	W5
Lipscomb	37	32	1	2011	W6
Louisiana-Lafayette	23	39	0	2011	L1
ULM	12	7	0	2011	W2
LSU	0	3	0	1996	L3
Louisiana Tech	13	13	0	2001	W1
Louisville	66	60	0	2011	L6
Marietta (Ga.)	0	2	0	1985	L2
Marshall	8	4	0	1999	W4
Maryland	0	1	0	2005	L1
McKendree (Ill.)	3	0	0	1980	W3
Memphis	0	1	0	1987	L1
Mercer	0	5	0	1992	L5
Miami (Fla.)	0	1	0	1978	L1
Miami (Ohio)	1	0	0	1951	W1
Michigan State	4	0	0	2003	W4
Middle Tennessee	111	96	2	2011	W1
Millikin (Ill.)	1	0	0	1952	W1
Mississippi	4	5	0	2011	W1
Mississippi State	0	2	0	2010	L2
Missouri	3	0	0	2009	W3
Missouri State	1	1	0	1986	L1
Morehead State	29	22	0	2006	L1
Murray State	63	64	1	2011	W3
Nevada	0	1	0	1993	L1
UNLV	0	3	0	2004	L3
New Mexico State	5	12	0	2005	L4
New Orleans	30	25	0	2010	W8
New York Tech	1	0	0	2011	W1
North Alabama	2	0	0	1981	W2
NC State	0	1	0	1987	L1
UNC Wilmington	1	0	0	2007	W1
Northeastern Illinois	14	3	0	1997	L2
Northern Illinois	3	1	0	1995	W3
Northern Iowa	2	3	0	2003	W1
Notre Dame	0	1	0	1926	L1
Oakland	3	0	0	2001	W3
Ohio	7	2	0	2006	L1
Ohio State	0	1	0	1925	L1
Ohio Wesleyan	1	0	0	1925	W1
Oklahoma	1	0	0	2007	W1
Oklahoma State	0	2	0	2008	L2
Old Dominion	2	3	0	1991	L1
Olivet (Mich.)	1	0	0	1981	W1

OPPONENT	W	L	T	LAST	STK
Oregon State	0	1	0	2002	L1
Pacific	0	1	0	2011	L1
Port Huron	1	0	1	1965	T1
Purdue	4	5	0	2008	W4
Quincy (Ill.)	2	0	0	1980	W2
Rice	2	6	0	1995	L1
Rollins	0	0	1	1984	T1
St. Francis (N.Y.)	1	0	0	1993	W1
St. Joseph's (Ind.)	1	0	0	1979	W1
St. Joseph's (Pa.)	0	1	0	1983	L1
St. Louis	7	5	0	2005	L1
St. Mary's (Mich.)	8	4	0	1924	W1
St. Mary's (Minn.)	1	0	0	1985	W1
St. Xavier (Ill.)	2	1	0	1982	L1
Samford	6	1	0	1994	L1
San Diego State	1	3	0	2002	L2
Scottsville HS	1	0	0	1930	W1
South Alabama	48	79	0	2011	W1
South Carolina	0	1	0	2007	L1
USC Upstate	1	0	0	1987	W1
South Florida	30	26	0	1991	W5
SE Missouri State	2	1	0	1995	W1
SE Louisiana	2	2	0	1992	L1
Southern Illinois	8	22	0	1990	L1
Southern Indiana	9	3	0	1988	W4
Springfield HS	1	0	0	1913	W1
Sue Bennett	1	0	0	1997	W1
Tampa	0	1	0	1980	L1
Temple	1	1	0	1983	W1
Tennessee	3	2	0	2010	W1
UT-Martin	6	0	0	2004	W6
Tennessee State	6	1	0	1984	W5
Tennessee Tech	70	49	2	2001	L2
Texas	0	1	0	1987	L1
Texas A&M	2	0	0	2010	W2
Texas State	1	0	0	2010	W1
TCU	0	1	0	2008	L1
Texas-Pan American	7	8	0	2005	W1
Thomas More	2	0	0	1980	W2
Toledo	4	0	0	2009	W4
Pennsylvania	5	0	0	1928	W5
Trevecca Nazarene	1	1	0	1978	L1
Troy	9	20	0	2011	L6
Tulane	0	1	0	2004	L1
Union (Ky.)	2	0	0	1959	W2
Union (Tenn.)	3	0	0	1975	W3
Valdosta State	2	4	0	1980	W2
Valparaiso	2	1	0	2002	W1
Vanderbilt	32	59	2	2011	L2
VCU	6	1	0	2010	W6
Villanova	1	0	0	1984	W1
Virginia	1	0	0	1976	W1
Wake Forest	0	1	0	2005	L1
Washington	0	1	0	2004	L1
Washington (Mo.)	3	1	0	1992	W3
Wayne State (Mich.)	4	0	0	1981	W4
Western Carolina	0	2	0	1990	L2
Western Illinois	7	3	0	2002	W6
Western Michigan	1	0	0	1977	W1
Winthrop	0	1	0	2005	L1
Wisconsin-Milwaukee	5	3	0	2006	W1
Wittenberg (Ohio)	0	2	0	1972	L2
Wheaton (Ill.)	1	0	0	1962	W1
Wofford	7	2	0	2005	L1
Wright State	3	1	0	2003	L1
Wyoming	1	0	0	1995	W1
Xavier	15	2	0	2007	W10
Yale	1	3	0	2000	L2
Youngstown State	6	0	0	2008	W6

***2012 Opponents**

GAMES PLAYED

1. John Clem (1985).....	63
Juan Galan (1985).....	63
Mike Roy (1985).....	63
Randy Strijek (1985).....	63
Rob Tomberlin (1985).....	63
Mike Cash (1988).....	63
Juan Galan (1988).....	63
Gary Mueller (1988).....	63
Chris Turner (1988).....	63
Tim Grogan (2004).....	63
Matt Gunning (2004).....	63
Dominic Rio (2004).....	63
Matt Ransdell (2004).....	63

AT BATS

1. Randy Strijek (1985).....	265
2. Matt Gunning (2004).....	264
3. Wade Gaynor (2008).....	259
4. Matt Rice (2009).....	253
5. Rob Tomberlin (1985).....	251
Wade Gaynor (2009).....	251
7. Chad Cregar (2008).....	250
8. Matt Fox (2001).....	249
Matt Ransdell (2005).....	249
10. Gary Mueller (1988).....	247
Jared Andreoli (2011).....	247

BATTING AVERAGE (MIN. 75 AB)

1. Ralph Antone (1983).....	.437
2. Mike Williams (1981).....	.423
3. Bill Weyers (1993).....	.422
4. Mike Williams (1980).....	.420
5. Josh Patton (1997).....	.419
6. Don Durham (1970).....	.418
7. Ralph Antone (1982).....	.411
8. Jim Atkinson (1978).....	.408
9. Donnie Thomas (1981).....	.403
10. John Clem (1985).....	.400

RUNS

1. Rob Tomberlin (1985).....	83
Wade Gaynor (2009).....	83
3. Randy Strijek (1985).....	72
Chris Turner (1988).....	72
5. Mike Murray (1980).....	71
6. John Clem (1985).....	70
7. Scott Kaskie (2008).....	68
8. Chad Cregar (2009).....	67
9. Carlos Akins (1995).....	64
Chris Yeo (1999).....	64

HITS

1. Matt Rice (2009).....	101
2. Rob Tomberlin (1985).....	100
3. Matt Gunning (2004).....	99
4. Wade Gaynor (2009).....	93
5. Mike Murray (1980).....	92
Matt Fox (2001).....	92
7. John Clem (1985).....	90
Chad Cregar (2008).....	90
Wade Gaynor (2008).....	90
10. Matt Rice (2010).....	89

DOUBLES

1. Chris Turner (1991).....	24
Wade Gaynor (2008).....	24
3. Jonathan Camilo (1990).....	23
Matt Fox (2001).....	23
Matt Gunning (2004).....	23
6. Andy McDonald (1992).....	22
Carlos Akins (1995).....	22
8. Chris Turner (1989).....	21
Brian Houdek (2000).....	21
Antone Towns (2005).....	21

TRIPLES

1. Matt Payton (2010).....	10
2. Randy Strijek (1985).....	7
Scott Kaskie (2008).....	7
4. Don Durham (1970).....	6
Jim Zwiesler (1971).....	6
Robert Pickett (1980).....	6
Pete Davids (1988).....	6
Jared Andreoli (2011).....	6
8. Kenny Fox (1979).....	5
Matt Idlett (1996).....	5
Lorenzo Ferguson (1997).....	5
Chris Yeo (1999).....	5
Jordan Newton (2006).....	5
Scott Kaskie (2007).....	5
Matt Hightower (2008).....	5
Matt Payton (2009).....	5

HOME RUNS

1. Rob Tomberlin (1985).....	27
2. John Clem (1985).....	25
Wade Gaynor (2009).....	25
4. Mike Williams (1980).....	23
5. Mike Williams (1981).....	21
Mike Roy (1985).....	21
Chad Cregar (2008).....	21
8. Paul Knuth (1981).....	19
Chad Cregar (2009).....	19
10. T.J. Freeman (1999).....	18

RUNS BATTED IN

1. Chad Cregar (2008).....	82
2. Mike Williams (1980).....	79
3. Wade Gaynor (2009).....	78
4. Mike Williams (1981).....	77
5. John Clem (1985).....	76
6. Matt Gunning (2004).....	73
7. Matt Rice (2009).....	72
8. Rob Tomberlin (1985).....	70
9. Matt Rice (2010).....	65
10. Tim Grogan (2004).....	63
Paul Knuth (1981).....	63
Mike Latham (1988).....	63
Chad Cregar (2009).....	63

WALKS

1. Shannon McKenzie (1996).....	62
2. Tim Grogan (2004).....	61
3. Chris Yeo (1999).....	59
4. Mike Latham (1988).....	58

5. Chris Turner (1988).....	53
6. Chris Turner (1990).....	49
7. John Clem (1985).....	45
Jordan Newton (2006).....	45
Chad Cregar (2009).....	45
10. Chris Turner (1989).....	44

STOLEN BASES (ATTEMPTS)

1. Carlos Akins (1995).....	41 (51)
2. Ryan Hepworth (1992).....	35 (40)
3. Mike Murray (1980).....	34 (42)
4. Buddy Turner (1986).....	28 (37)
5. Mike Murray (1979).....	27 (30)

CONSECUTIVE GAME HITTING STREAK

1. Matt Rice (2009).....	31
2. Bill Weyers (1992-93).....	24
3. Paul Jackson (1992).....	23
4. Andy McDonald (1992).....	21
T.J. Freeman (1998).....	21
6. Mike Williams (1980-81).....	20
Matt Ransdell (2006).....	20
8. Donnie Thomas (1981).....	19
Josh Patton (1997).....	19
10. C.J. Martin (1996).....	18

APPEARANCES

1. Matt Wilhite (2003).....	37
2. Evan Teague (2009).....	35
3. Matt Wilhite (2002).....	33
Evan Teague (2008).....	33
Rye Davis (2010).....	33
6. Lance Ellingson (1992).....	30
Brian Smith (1996).....	30
Phil Wetherell (2011).....	30
8. Crad Jagers (1997).....	29
Chad Adcock (2009).....	29
10. Ken Edenfield (1989).....	28
Miles Orman (2005).....	28
Adam Balcom (2006).....	28
Garrett Stembridge (2006).....	28
Rye Davis (2008).....	28
Garrie Krueger (2008).....	28
Ben Paxton (2009).....	28

GAMES STARTED

1. Daren Kizziah (1988).....	20
2. Daren Kizziah (1989).....	18
3. Steve Bercier (1988).....	17
Steve Marr (1990).....	17
Heath Haynes (1991).....	17
Ryan Hutchison (2001).....	17
Daniel Faulkner (2005).....	17
Liam Shanahan (2006).....	17
9. Jeff Ledogar (1991).....	16
Steve Marr (1992).....	16
Stephen Stemle (1996).....	16
Ryan Bicondoa (2002).....	16
Ryan Bicondoa (2001).....	16
Daniel Faulkner (2004).....	16
Grady Hinchman (2004).....	16
Matt Ridings (2009).....	16

SINGLE-SEASON RECORDS/CAREER RECORDS

INNINGS PITCHED

1. Ryan Bicondoa (2002).....	123.2
2. Ryan Hutchison (2001).....	122.1
3. Heath Haynes (1991).....	122.1
4. Ken Edenfield (1990).....	118.1
5. Daniel Faulkner (2004).....	112.1
6. Ryan Hutchison (2000).....	112.0
7. Larry Shikles (1985).....	106.0
Daniel Faulkner (2005).....	106.0
9. Darren Kizziah (1988).....	105.0
Grady Hinchman (2004).....	105.0

EARNED RUN AVERAGE (MIN. 30.0 IP)

1. Phil Rine (1981)*.....	0.85
2. Leonard Mullins (1970).....	0.87
3. Bill Scheckles (1973).....	1.14
4. Stan Markham (1966).....	1.36
5. Bruce Alexander (1968).....	1.58
6. Elliott Miles (1969).....	1.74
7. Matt Wilhite (2003).....	1.77
8. Steve Carter (1975).....	1.86
9. Mark Biven (1979).....	1.95
10. Eddie Jent (1983).....	1.98

*second-best ERA in NCAA Division I

VICTORIES

1. Daren Kizziah (1988).....	11
Ryan Bicondoa (2002).....	11
3. Heath Haynes (1991).....	10
Jeff Ledogar (1991).....	10
Matt Ridings (2008).....	10
6. Larry Shikles (1985).....	9
Daren Kizziah (1989).....	9
Ryan Hutchison (2000).....	9
Ryan Hutchison (2001).....	9
Matt Ridings (2010).....	9

STRIKEOUTS

1. Ryan Bicondoa (2002).....	150
2. Grady Hinchman (2004).....	114
3. Heath Haynes (1991).....	111
4. Brian Houdek (2001).....	101
5. Ryan Hutchison (2001).....	100
6. Matt Ridings (2008).....	98
7. Ryan Bicondoa (2001).....	96
8. Ken Edenfield (1990).....	94
9. Matt Ridings (2009).....	93
10. Matt Ridings (2010).....	90

COMPLETE GAMES

1. Don Durham (1970).....	8
Phil Van Meter (1971).....	8
Marty Mason (1980).....	8
Mark Williams (1980).....	8
Heath Haynes (1991).....	8
6. Mark Biven (1979).....	7
Josh Novotney (1999).....	7
Ryan Hutchison (2000).....	7
9. Stan Markham (1969).....	6
Kevin Benzing (1981).....	6
Phil Rine (1981).....	6
Doug Piatt (1987).....	6
Steve Stemle (1997).....	6

Ryan Hutchison (2001)..... 6

SAVES

1. Matt Wilhite (2003).....	11
2. Eddie Jent (1985).....	9
Rye Davis (2010).....	9
4. Jeff Meier (1987).....	7
Nathan Isenberg (1999).....	7
Matt Wilhite (2002).....	7
7. Matt Wilhite (2000).....	5
Rick Gittens (1978).....	5
Phil Wetherell.....	5
9. Neil Corley (1990).....	4
Ken Edenfield (1990).....	4
Keith Hargis (1990).....	4
Matt Cook (1994).....	4
Brian Smith (1996).....	4
Mike Belch (2001).....	4
Michael Shope (2004).....	4
Steve Hupper (2007).....	4
Rye Davis (2008).....	4
Bart Carter (2009).....	4
Ross Hammonds (2011).....	4

DECISIONS (RECORD)

1. Daren Kizziah (1988).....	17 (11-6)
Daren Kizziah (1989).....	16 (9-7)
Ken Edenfield (1990).....	16 (8-8)
Ryan Hutchison (2001).....	16 (9-7)
5. Heath Haynes (1991).....	15 (10-5)

CAREER RECORDS

GAMES PLAYED

1. Juan Galan (1985-88).....	241
2. Chris Turner (1988-91).....	237
3. Brad Worley (1989-92).....	231
5. Matt Payton (2007-10).....	222
6. Paul Jackson (1990-93).....	217
7. Antone Towns (2002-05).....	216
Matt Rice (2008-11).....	216

AT BATS

1. Brad Worley (1989-92).....	888
2. Chris Turner (1988-91).....	842
3. Juan Galan (1985-88).....	832
4. Matt Rice (2008-11).....	831
5. Mike Murray (1977-80).....	804
6. Matt Idlett (1996-99).....	803
7. Matt Payton (2007-10).....	798
8. Josh Patton (1994-97).....	786
9. Jake Wells (2007-10).....	759
10. Paul Jackson (1990-93).....	743

RUNS

1. Chris Turner (1988-91).....	215
2. Matt Idlett (1996-99).....	200
3. Mike Murray (1977-80).....	180
Matt Payton (2007-10).....	180
5. Wade Gaynor (2007-09).....	178
6. Jordan Newton (2004-06).....	172
7. Matt Ransdell (2003-06).....	167
8. Matt Rice (2008-11).....	165
9. Jared Andreoli (2009-present).....	154

10. Ralph Antone (1980-83).....	152
Juan Galan (1985-88).....	152

HITS

1. Matt Rice (2008-11).....	309
2. Josh Patton (1994-97).....	281
3. Brad Worley (1989-92).....	278
4. Chris Turner (1988-91).....	271
5. Matt Fox (1998-2001).....	269
6. Wade Gaynor (2007-09).....	247
7. Mike Murray (1977-80).....	236
8. Jake Wells (2007-10).....	235
9. Matt Ransdell (2003-06).....	232
10. Mike Williams (1978-81).....	228
11. Juan Galan (1985-88).....	227
12. Jared Andreoli (2009-present).....	225

DOUBLES

1. Chris Turner (1988-91).....	68
2. Josh Patton (1994-97).....	67
3. Matt Rice (2008-11).....	53
4. Terrence Dayleg (2007-09).....	51
Wade Gaynor (2007-09).....	51
Jake Wells (2007-10).....	51
7. Tim Grogan (2003-05).....	49
James Davis (1992-95).....	49
Casey Hamilton (2005-07).....	49
10. Brad Worley (1989-92).....	46
Mike Murray (1977-80).....	46
Matt Fox (1998-2001).....	46
Brian Houdek (1998-2001).....	46
Antone Towns (2002-05).....	46
Jordan Newton (2004-06).....	46

TRIPLES

1. Matt Payton (2007-10).....	17
2. Matt Idlett (1996-99).....	12
Scott Kaskie (2007-08).....	12
4. Matt Hightower (2007-09).....	11
5. Randy Strijek (1984-86).....	11
Jordan Newton (2004-06).....	11
Jared Andreoli (2009-present).....	11
7. Jim Zweisler (1969-71).....	10
8. Kenny Fox (1979-80).....	9
9. Brad Worley (1989-92).....	8
Josh Patton (1994-97).....	8

HOME RUNS

1. Mike Williams (1978-81).....	53
Ralph Antone (1980-83).....	53
3. Wade Gaynor (2007-09).....	43
4. Chad Cregar (2008-09).....	40
5. John Clem (1984-85).....	37
6. Mike Roy (1984-85).....	35
Chris Turner (1988-91).....	35
8. Matt Rice (2008-11).....	34
9. T.J. Freeman (1996-99).....	32
Jordan Newton (2004-06).....	32
10. Paul Knuth (1981-82).....	30

RUNS BATTED IN

1. Matt Rice (2008-11).....	223
2. Mike Williams (1978-81).....	208

3. Ralph Antone (1980-83).....	189
4. Josh Patton (1994-97).....	177
5. Chris Turner (1988-91).....	164
6. Wade Gaynor (2007-09).....	156
7. Chad Cregar (2008-09).....	145
8. Jordan Newton (2004-06).....	144
9. Antone Towns (2002-05).....	142
10. James Davis (1992-95).....	140
Matt Payton (2007-10).....	140

WALKS

1. Chris Turner (1988-91).....	186
2. Tim Grogan (2003-05).....	140
3. Juan Galan (1985-88).....	137
4. Paul Jackson (1990-93).....	124
5. Ralph Antone (1980-83).....	100
Jordan Newton (2004-06).....	100
7. Matt Rice (2008-11).....	99
8. Tanner Townsend (1999-2002).....	95
9. Jared Andreoli (2009-present).....	94
10. Mike Latham (1987-88).....	93
Josh Patton (1994-97).....	93

STOLEN BASES (ATTEMPTS)

1. Mike Murray (1977-80).....	89 (N/A)
2. Chris Turner (1988-91).....	64 (78)
3. Gerald Ingram (1985-88).....	51 (69)
4. Matt Hightower (2007-09).....	45 (54)
5. Carlos Akins (1995).....	41 (51)
Buddy Turner (1986-87).....	41 (57)
7. Wade Gaynor (2007-09).....	38 (46)
8. Scott Kaskie (2007-08).....	35 (46)
Jared Andreoli (2009-present).....	35 (46)
9. Donnie Thomas (1979-82).....	33 (41)

APPEARANCES

1. Matt Wilhite (2000-03).....	110
2. Evan Teague (2006-09).....	97
3. Ben Paxton (2006-09).....	93
4. Brian Smith (1995-98).....	84
5. Bart Carter (2007-10).....	78
6. Heath Haynes (1988-91).....	74
Andy Alepra (1992-95).....	74
J.C. Faircloth (2002-06).....	74
9. Jeff Ledogar (1988-90).....	71
Ben Paxton (2007-09).....	71
10. Eddie Jent (1983-85).....	65

GAMES STARTED

1. Matt Ridings (2007-10).....	60
2. Ryan Hutchison (1998-2001).....	53
3. Heath Haynes (1988-91).....	49
Steve Marr (1989-92).....	49
5. Grady Hinchman (2002-05).....	47
6. J.C. Faircloth (2002-06).....	46
7. Jeff Ledogar (1988-91).....	45
8. Greg Bartek (1983-86).....	39
Steve Stemle (1996-98).....	39
10. Daren Kizziah (1988-89).....	38

INNINGS PITCHED

1. Matt Ridings (2007-10).....	383.2
2. Ryan Hutchison (1998-2001).....	374.0

3. Heath Haynes (1988-91).....	325.0
4. Grady Hinchman (2002-05).....	286.2
5. J.C. Faircloth (2002-06).....	278.0
6. Steve Marr (1989-92).....	267.1
7. Jeff Ledogar (1988-91).....	265.2
8. Steve Stemle (1996-98).....	252.1
9. Bart Carter (2007-10).....	239.0
10. Ryan Bicondoa (2001-02).....	229.3

VICTORIES

1. Matt Ridings (2007-10).....	34
2. Ryan Hutchison (1998-2001).....	28
3. Heath Haynes (1988-91).....	24
4. Steve Marr (1989-92).....	21
Bart Carter (2007-10).....	21
6. Daren Kizziah (1988-89).....	20
Jeff Ledogar (1988-91).....	20
8. Ryan Bicondoa (2001-02).....	19
9. Bart Carter (2007-present).....	18
Stephen Stemle (1996-98).....	18

STRIKEOUTS

1. Matt Ridings (2007-10).....	354
2. Ryan Hutchison (1998-2001).....	264
3. Heath Haynes (1988-91).....	253
4. Grady Hinchman (2002-05).....	250
5. Ryan Bicondoa (2001-02).....	246
6. Stephen Stemle (1996-98).....	240
7. Bart Carter (2007-10).....	214
8. Steve Marr (1989-92).....	180
9. Bart Carter (2007-present).....	179
10. J.C. Faircloth (2002-06).....	178

COMPLETE GAMES

1. Ryan Hutchison (1998-2001).....	16
2. Marty Mason (1979-80).....	14
3. Heath Haynes (1988-91).....	12
4. Mark Biven (1977-79).....	11
5. Steve Stemle (1996-98).....	10
6. Mark Williams (1979-80).....	8
Mike Spearnock (1983-85).....	8
Daren Kizziah (1988-89).....	8

SAVES

1. Matt Wilhite (2000-03).....	23
2. Rye Davis (2008-2011).....	16
3. Jeff Meier (1987-88).....	12
4. Eddie Jent (1983-85).....	11

DECISIONS (RECORD)

1. Ryan Hutchison (1998-2001).....	44 (28-16)
2. Heath Haynes (1988-91).....	43 (24-19)
Matt Ridings (2007-10).....	43 (34-9)
4. J.C. Faircloth (2002-06).....	35 (15-20)
5. Jeff Ledogar (1988-91).....	34 (20-14)
Grady Hinchman (2002-05).....	34 (16-18)
7. Daren Kizziah (1988-89).....	33 (20-13)

TEAM RECORDS

AT BATS

1. 2009	2,190
2. 2004	2,183
3. 2008	2,172
4. 1988	2,164
5. 1985	2,099

RUNS

1. 2009	538
2. 1988	518
3. 1980	492
4. 2008	472
5. 1985	471

DOUBLES

1. 1988	144
2. 2001	130
2005	130
4. 2004	128
5. 2008	125
6. 2009	124

TRIPLES

1. 2008	23
2. 1980	22
2010	22
4. 1989	21
2009	21

HOME RUNS

1. 1985	114
2. 1980	89
3. 2009	88
4. 1981	86
5. 1988	76

TOTAL BASES

1. 1985	1,163
2. 2009	1,152
3. 2008	1,088
4. 1988	1,081
5. 1980	1,076

WALKS

1. 1985	345
2. 2009	290
3. 1981	285
4. 1993	282
5. 2002	278
6. 1995	276

RUNS BATTED IN

1. 2009	490
2. 1988	444
3. 2008	439
4. 1985	438
5. 1981	429
6. 1980	421

BATTING AVERAGE

1. 1980	.343
---------	------

1982	.343
3. 1981	.332
4. 2009	.330
5. 1992	.329
6. 1985	.321

INNINGS PITCHED

1. 2004	556.2
2. 1999	545.0
3. 2009	536.2
4. 1988	534.2
5. 2008	527.2

STRIKEOUTS

1. 2008	479
2. 2010	474
3. 2002	470
4. 2001	462
5. 2009	450

EARNED RUN AVERAGE

1. 1968	2.70
2. 1969	2.77

COMPLETE GAMES

1. 1980	36
2. 1981	29
3. 1970	20
1971	20

SHUTOUTS

1. 1982	9
2. 1991	8
3. 1980	7
1981	7

GAMES PLAYED

1. 1988	64
2. 2004	63
1985	63
4. 1999	62
2009	62

WINNING STREAK

1. 1980	19
2. 1978	13
3. 1928	12
4. 2001	11
5. 1913	10
1951	10
1988	10
2002	10

VICTORIES

1. 1980	47
2. 1985	43
1988	43
4. 2009	42
5. 1981	41

LOSSES

1. 2005	37
---------	----

2. 1995	35
2000	35
4. 1989	34
5. 1986	31

NCAA ALL-AMERICANS

• ABCA

Ralph Antone, C	1983
Rob Tomberlin, 3B	1985
Bill Weyers, 1B	1993
Ryan Bicondoa, P	2002
Matt Gunning, OF	2004
Wade Gaynor, 3B	2009
Matt Rice, C (Third Team)	2010
Matt Ridings, P (Third Team)	2010

• BASEBALL AMERICA

Chris Turner, 3B (Freshman)	1988
Lorenzo Ferguson, OF	1997
Wade Gaynor, 3B	2009

• COLLEGIATE BASEBALL

J.C. Faircloth, P (Freshman)	2002
Antone Towns, OF (Freshman)	2002
Matt Gunning, OF	2004

• COLLEGIATEBASEBALLINSIDER.COM

Matt Wilhite, P	2003
Matt Gunning, OF	2004

• LOUISVILLE SLUGGER

Lorenzo Ferguson, OF	1997
Bart Carter, P (Freshman)	2007
Chad Cregar, OF/DH (Pre-2nd Team)	2009
Matt Ridings, P (Pre-2nd Team)	2009
Matt Ridings, P (Third Team)	2010
Justin Hageman, P (Freshman)	2011

• MIZUNO

Matt Idlett, OF (Freshman)	1996
Steve Stemle, P (Freshman)	1996

• NCBWA

Matt Wilhite, P	2003
Chad Cregar, OF/DH (2nd Team)	2008
Chad Cregar, OF/DH (Pre-1st Team)	2009

• PING! BASEBALL

Bart Carter, P	2007
Matt Ridings, P	2007

CoSIDA ACADEMIC ALL-AMERICAN OF THE YEAR

Matt Rice, C	2011
--------------------	------

CoSIDA ACADEMIC ALL-AMERICANS

Jack Glasser, C	1973
Erick Rosa, C	1997
Matt Rice, C (Third Team)	2009
Matt Payton, 2B (First Team)	2010
Matt Ridings, P (First Team)	2010
Matt Rice, C (Second Team)	2010
Matt Rice, C (First Team)	2011

CoSIDA ACADEMIC ALL-DISTRICT

Rene Zarate, C	1981
Matt Ransdell, 2B/SS (Second Team)	2005
Matt Ransdell, 2B/SS (First Team)	2006

Matt Payton, 2B (Second Team)	2008
Chad Cregar, OF/DH (Second Team)	2009
Matt Payton, 2B (First Team)	2009
Matt Rice, C (First Team)	2009
Matt Rice, C (First Team)	2011
Jared Andreoli, OF (Second Team)	2011

ALL-SOUTH CENTRAL REGION

Ralph Antone, DH	1981
Mike Williams, 1B	1981
Ralph Antone, C	1982
Ralph Antone, C	1983
Chris Turner, OF	1991
Bill Weyers, 1B	1993
James Davis, C	1994
C.J. Martin, OF	1996
Josh Patton, 3B	1997
Ryan Hutchison, P	2000
Ryan Bicondoa, P	2002
Matt Wilhite, P	2002
Matt Wilhite, P	2003
Matt Gunning, OF	2004
Jordan Newton, C	2005
Matt Ridings, P	2008
Chad Cregar, OF/DH	2009
Wade Gaynor, 3B	2009
Matt Hightower, OF/P	2009
Matt Rice, C	2009
Matt Rice, C	2010
Matt Ridings, P	2010
Rye Davis, P	2010
Matt Rice, C	2011

ALL-NCAA TOURNAMENT

Ralph Antone, DH	1980
Larry Glasscock, P	1980
Donnie Thomas, OF	1980
Mike Williams, 1B	1980
Grady Hinchman, P	2004
Chad Cregar, OF/DH	2008
Chad Cregar, OF/DH	2009
Wade Gaynor, 3B	2009
Matt Rice, C	2009

ALL-OHIO VALLEY CONFERENCE

Lee Murray, OF	1962
Tom Eddleman, C	1963
Bobby Moore, OF	1963
James Bunnell, OF	1965
James Bunnell, OF	1966
John Vance, C	1967
George Lynch, C	1968
Harry Jones, OF	1968
Stan Markham, P	1969
John Vance, C	1969

Harry Jones, OF	1969
Don Durham, P	1970
Jay Hickman, 2B	1970
Jim Zweisler, OF	1970
Harry Jones, OF	1970
Jack Glasser, C	1973
Steve Tate, IF	1973
Neil Mills, 2B	1974
Mike Grubb, OF	1974
Terry Tedder, IF	1976
Harold Craft, IF	1976
G. Larimore, OF	1976
Terry Tedder, IF	1977
Frank Hughes, IF	1977
Paul Oberson, DH	1977
Paul Oberson, P	1978
Terry Tedder, IF	1978
Ron Rocco, IF	1978
Mike Murray, IF	1978
Jim Atkinson, OF	1978
Frank Hughes, OF	1978
Mark Biven, P	1979
Mark Williams, P	1980
Marty Mason, P	1980
Mike Murray, IF	1980
Mike Williams, IF	1980
Kenny Fox, IF	1980
Walt McTenny, OF	1980
Phil Rine, P	1981
Rene Zarate, C	1981
Paul Knuth, IF	1981
Ralph Antone, DH	1981
Donnie Thomas, OF	1981
Craig Martin, P	1982
Ralph Antone, C	1982
Kevin Birkofer, IF	1982
Donnie Thomas, OF	1982

OVC COACH OF THE YEAR

Barry Schollenberger	1978
Joel Murrie	1980
Joel Murrie	1981

OVC PLAYER OF THE YEAR

Jim Atkinson, OF	1978
Mike Murray, IF	1980
Mike Williams, IF	1981

ALL-SUN BELT CONFERENCE

Ralph Antone, C	1983
Mike Spearnock, P	1983
John Clem, OF	1984
Mike Spearnock, P	1984
Mike Roy, 1B	1984
John Clem, OF	1985

HONORS

Mike Roy, DH.....	1985
Larry Shikles, P.....	1985
Randy Stijek, SS.....	1985
Randy Tomberlin, 3B.....	1985

ALL-SBC FIRST TEAM

Stan Cook, OF.....	1988
Mike Latham, C.....	1988
Gary Mueller, 1B/DH.....	1988
Chris Turner, 3B.....	1989
Brad Worley, SS.....	1990
Heath Haynes, P.....	1991
Jonathan Camilo, 1B.....	1990
Chris Turner, OF.....	1991
Paul Jackson, OF.....	1992
Andy McDonald, 3B.....	1992
Chris Phillips, 2B.....	1992
Bill Weyers, 1B.....	1993
James Davis, C.....	1994
Josh Patton, DH.....	1994
Carlos Akins, OF.....	1995
James Davis, C.....	1995
C.J. Martin, OF.....	1996
Josh Patton, 3B.....	1997
Erick Rosa, C.....	1997
T.J. Freeman, 1B.....	1998
Matt Idlett, 2B.....	1998
T.J. Freeman, 1B.....	1999
Chris Yeo, OF.....	1999
Josh Novotney, P.....	1999
Jeff Vance, P.....	1999
Ryan Hutchison, P.....	2000
Jeff Vance, UT.....	2000
Matt Fox, OF.....	2001
Ryan Cattell, C.....	2001
Brian Houdek, UT.....	2001
Ryan Bicondoa, P.....	2002
Ryan Cattell, C.....	2002
Tanner Townsend, 3B.....	2002
Matt Wilhite, P.....	2002
Matt Wilhite, P.....	2003
Matt Gunning, OF.....	2004
Tim Grogan, 3B.....	2004
Chad Cregar, OF/DH.....	2008
Chad Cregar, OF/DH.....	2009
Wade Gaynor, 3B.....	2009
Matt Hightower, OF/P.....	2009
Matt Ridings, P.....	2010
Rye Davis, P.....	2010
Matt Rice, C.....	2010
Kes Carter, OF.....	2010
Matt Rice, C.....	2011
Kes Carter, OF.....	2011

ALL-SBC SECOND TEAM

Scott Hibbert, C.....	1986
Stan Cook, OF.....	1987
Mike Latham, C.....	1987
Pete Davids, OF.....	1988
Daren Kizziah, P.....	1988
Chris Turner, 3B.....	1988
Daren Kizziah, P.....	1989
Jeff Ledogar, P.....	1991
Andy McDonald, 3B.....	1991
Matt Idlett, OF.....	1996
Josh Patton, 3B.....	1996
Dan Grice, SS.....	1997
Cary Page, UT.....	2004
Matt Ransdell, UT.....	2005
Jordan Newton, C.....	2006
Bart Carter, P.....	2007
Matt Ridings, P.....	2008
Wade Gaynor, 3B.....	2008
Terrence Dayleg, SS.....	2009
Matt Ridings, P.....	2009
Matt Payton, 2B.....	2010
Tanner Perkins, P.....	2011
Jared Andreoli, OF.....	2011

SBC COACH OF THE YEAR

Joel Murrie.....	1985
Joel Murrie.....	2002
Chris Finwood.....	2009

SBC PLAYER OF THE YEAR

Chris Turner, OF.....	1991
Bill Weyers, 1B.....	1993
T.J. Freeman, 1B.....	1999
Matt Gunning, OF.....	2004

SBC PITCHER OF THE YEAR

Ryan Bicondoa.....	2002
Matt Wilhite.....	2003
Matt Hightower.....	2009
Matt Ridings.....	2010

SBC FRESHMAN OF THE YEAR

Matt Idlett, OF.....	1996
Bart Carter, P.....	2007
Justin Hageman, P.....	2011

SBC NEWCOMER OF THE YEAR

Chad Cregar, OF/DH.....	2008
-------------------------	------

ALL-SBC TOURNAMENT

<i>*only SBC Tournament MVP named prior to 2004</i>	
Grady Hinchman, P.....	2004
Tim Grogan, 3B.....	2004

Jordan Newton, C.....	2004
Chad Cregar, OF/DH.....	2008
Matt Ridings, P.....	2008
Wade Gaynor, 3B.....	2008
Jake Wells, 1B.....	2008
Bart Carter, P.....	2009
Chad Cregar, OF/DH.....	2009
Matt Hightower, OF/P.....	2009
Matt Rice, C.....	2011

SBC TOURNAMENT MVP

Rob Tomberlin, 3B.....	1985
Grady Hinchman, P.....	2004
Jake Wells, 1B.....	2008

SBC PLAYERS OF THE WEEK

John Clem, OF.....	Mar. 24, 1985
Matt Logic, C.....	Apr. 7, 1985
David Lunsford, P.....	May 4, 1986
Scott Hibbert, DH.....	May 3, 1987
Gary Mueller, IF.....	Apr. 17, 1988
Chris Turner, IF.....	Apr. 17, 1989
Doug Darnall, C.....	Mar. 19, 1990
Chris Turner, 2B.....	Mar. 11, 1991
Heath Haynes, P.....	May 13, 1991
Paul Jackson, OF.....	Apr. 27, 1992
Barry Nesbitt, OF.....	Apr. 12, 1993
James Davis, C/1B.....	May 2, 1994
Chad Chabala, OF.....	Apr. 17, 1995
Shannon McKenzie, 1B.....	Apr. 24, 1995
C.J. Martin, OF/DH.....	Mar. 11, 1996
Matt Idlett, OF.....	May 12, 1996
Josh Patton, 1B/3B.....	Mar. 10, 1997
Chris Yeo, OF.....	Apr. 26, 1999
T.J. Freeman, 1B.....	May 3, 1999
Ryan Cattell, C.....	Apr. 2, 2001
Tanner Townsend, 3B.....	Apr. 15, 2002
Antone Towns, OF.....	Mar. 14, 2005
Jordan Newton, C.....	Mar. 21, 2006
Chad Cregar, OF/DH.....	Apr. 7, 2008
Wade Gaynor, 3B.....	Mar. 2, 2009
Chad Cregar, OF/DH.....	Mar. 9, 2009
Matt Rice, C.....	Mar. 22, 2010
Matt Payton, 2B.....	April 12, 2010
Jared Andreoli, OF.....	March 8, 2011
Logan Robbins, SS.....	March 21, 2011

SBC PITCHERS OF THE WEEK

Josh Novotney.....	Apr. 29, 1996
Josh Novotney.....	Apr. 13, 1998
Steve Stemle.....	Apr. 20, 1998
Ryan Hutchison.....	Apr. 17, 2000
Ryan Bicondoa.....	Mar. 19, 2001
Ryan Bicondoa.....	Apr. 8, 2002
Ryan Bicondoa.....	Apr. 15, 2002

Matt Wilhite..... Feb. 18, 2003	Ken EdenfieldCalif. / N.Y. Yanks (1990)	Rye DavisPhiladelphia (2011)
Andy Baldwin..... Mar. 4, 2003	Heath Haynes..... Montreal / Florida (1991)	
Matt Wilhite..... May 12, 2003	Chris Turner..... California (1991)	
Matt Ridings..... Feb. 13, 2007	Jeff Ledogar..... Independent (1991)	
Bart Carter..... Feb. 27, 2007	Steve Marr..... California (1992)	
Matt Ridings..... May 21, 2007	Andy McDonald Chi. White Sox (1992)	
Matt Ridings..... Apr. 7, 2008	Chris Petrocella Milwaukee (1992)	
Matt Ridings..... Mar. 1, 2010	Chris Phillips..... Minnesota (1993)	
Matt Ridings..... May 17, 2010	Matt Cook Independent (1994)	
Justin Hageman..... April 11, 2011	Mark Pfannenstiel..... Independent (1994)	
	Greg Slone Independent (1994)	
	Doug Smyly Independent (1994)	

HILLTOPPERS IN THE PROS

Jim Weaver..... Washington (1927)	Bill Weyers..... Independent (1994)
Jack Littrell..... Philadelphia (1927)	Carlos Akins..... Baltimore (1995)
Hugh Poland..... New York Giants (1943)	Matt Bowles Milwaukee (1995)
Jim Pickens Detroit (1950)	James Davis Cincinnati (1995)
Dan King..... Pittsburgh (1954)	Christian Blackburn Independent (1996)
Bob Daniels Pittsburgh (1957)	C.J. Martin Independent (1996)
Stan Markham Cincinnati (1969)	Erick Rosa Cleveland (1997)
Don Durham St. Louis (1970)	Dan Grice Chicago Cubs (1997)
Johnny Vance Pittsburgh (1970)	Scott Flynn..... Independent (1997)
Jim Atkinson Montreal (1978)	Steve Stemle St. Louis / KC (1998)
Rick Despaux N.Y. Yankees (1980)	Josh Patton..... Independent (1998)
Larry Glasscock..... Montreal (1980)	T.J. Freeman..... Arizona (1999)
Marty Mason..... St. Louis (1980)	Jeff Lincoln Minnesota (2000)
Mike Murray..... Cincinnati (1980)	Ryan Hutchison Philadelphia (2001)
Leonard Phillips Montreal (1980)	John Bartsch..... Baltimore (2001)
Mark Williams Montreal (1980)	Brian Houdek..... Independent (2001)
Cris Joslin..... Texas (1981)	Ryan Bicondoa N.Y. Yankees (2002)
Mike Williams..... Detroit (1981)	Tanner Townsend San Diego (2002)
Kevin Benzing..... Cleveland (1982)	Andy Baldwin..... Detroit (2003)
Kevin Birkofer Montreal (1982)	Travis Brown..... Baltimore (2003)
Jim Hess..... Montreal (1982)	Matt Wilhite..... Anaheim Angels (2003)
Greg Raymer..... San Diego (1982)	Matt Gunning Independent (2004)
Cam Walker..... San Diego (1982)	Tim Grogan..... N.Y. Mets (2005)
Ralph Antone..... Montreal (1983)	Grady Hinchman..... N.Y. Mets (2005)
Jeff Peterek Milwaukee (1983)	Jordan Newton Detroit (2006)
Mike McClear..... N.Y. Yankees (1984)	Cortez Armstrong..... Cleveland (2006)
John Clem Seattle (1985)	Liam Shanahan Philadelphia (2007)
Darryl Hughes..... N.Y. Yankees (1985)	Colby Beach Kansas City (2008)
Mike Roy..... Minnesota (1985)	Chad Cregar Florida (2009)
Mike Spearnock..... California (1985)	Terrence Dayleg Florida (2009)
Rob Tomberlin Atlanta (1985)	Wade Gaynor Detroit (2009)
Larry Shikles..... Boston (1986)	J.B. Paxson L.A. Dodgers (2009)
Randy Strijek Baltimore (1986)	Ben Paxton Houston (2009)
Mike Trapp..... Kansas City (1986)	Evan Teague..... Toronto (2009)
Rafael Compos..... Texas (1987)	Matt Payton Philadelphia (2010)
Stan Cook..... Independent (1988)	Bart Carter..... Minnesota (2010)
Gerald Ingram..... Kansas City (1988)	Matt Ridings..... Kansas City (2010)
Jeff Meier..... Atlanta (1988)	Kes Carter Tampa Bay (2011)
Doug Piatt..... Kansas City (1988)	Phil Wetherell N.Y. Yankees (2011)
C.L. Thomas Cincinnati (1988)	Matt Rice Tampa Bay (2011)
Daren Kizziah Toronto (1989)	Logan Robbins Atlanta (2011)
Paul Jackson Cincinnati (1989)	Chris Bullard Atlanta (2011)
Efrain Barriero Houston (1990)	Brian Edelen Kansas City (2011)

RADIO/TELEVISION GUIDE



1

Matthew Paculan
Fr • OF • L/R • 5-9 165



2

Ivan Hartle
Sr • IF • R/R • 5-10 180



3

Blake Crabtree
R-Jr • IF • R/R • 5-11 192



4

Jared Andreoli
Jr • OF • L/R • 5-11 185



8

Steve Hodkins
Jr • INF • L/R • 5-10 175



9

Adam Lavelle
Jr • INF • L/R • 6-1 200



10

Ian Tompkins
Fr • LHP • L/L • 6-0 185



11

Scott Wilcox
So • IF • R/L • 6-0 175



13

Austin Clay
So • P • L/L • 5-10 165



15

Devin Kelly
Jr • C/1B • R/R • 6-3 215



16

Casey Dykes
Sr • UTL • R/R • 5-11 200



17

Ryan Hutchison
Sr • OF • R/R • 6-0 180



18

Tim Bado
Jr • LHP • L/L • 6-2 195



19

Andrew Zimmerman
Jr • P/IF • R/R • 6-0 180



20

Colton Satterlee
Jr • RHP • R/R • 5-11 190



21

Taylor Haydel
Jr • OF/P • R/R • 6-0 170



22

Tanner Perkins
Jr • P • L/L • 6-2 185



24

Ryan Fucci
Fr • OF • R/R • 6-2 190



29

Ross Hammonds
R-Sr • P • R/R • 5-10 188



30

Ryan Messex
R-Fr • C • R/R • 5-10 170



31

Justin Hageman
So • P/IF • R/R • 6-2 195



32

GJ Strauss
So • P • R/R • 6-5 200



33

Jordan Cessna
So • IF • R/R • 6-1 180



34

Tate Glasscock
So • P • R/R • 6-1 195




35

Brennan Pearson
Fr • UTL • R/R • 6-1 190



36

Alexander Hunt
Fr • C • R/R • 5-10 190



40

David Simmons
So • OF • R/R • 5-10 175



41

Kelby Chowning
Fr • INF • R/R • 5-11 225



44

Ryan Huck
Jr • C/INF • R/R • 6-5 230



12

Matt Myers
Head Coach



26

Blake Allen
Assistant Coach



6

Brendan Dougherty
Assistant Coach



25

Jeff Mercer
Vol. Assistant Coach



18

Jake Wells
Student Intern