



The No Religion Population of the U.S. – “Nones” 2008

15.2% of U.S. Adults or 34.8 million Adults

The Areligious, Irreligious and Anti-religious

The No Religion Population includes respondents who self-identified as:

Atheist	4.0%
Agnostic	6.0%
Humanist/Secular/Ethical Culture	1.0%
No Religion/None	89.0%
	100.0%



The Three Dimensions of Secularity or “3 Bs”

- **Belonging**
 - Identification as Atheist, Agnostic, Humanist, “None.”
- **Beliefs**
 - Theological/Metaphysical Worldviews
- **Behavior**
 - Marriage
 - Funeral



Institute for the Study of Secularism in
Society & Culture
Trinity College, Hartford, Connecticut

American Religious Identification Survey ARIS 2001 & 2008

Principal Investigators:
Barry A. Kosmin and Ariela Keysar



ARIS 2008

- ARIS 2008 replicates the methodology of ARIS 2001
- Based on a national telephone survey
- Using RDD sample of 50,000 American adult respondents
- The basic open-ended religious identification question:
 - What is your religion, if any?



Profile of No Religion Population

Males	63%
Resident in the West	30%
College Graduate	42%

Raised in No Religion	29%
Former Catholic	25%

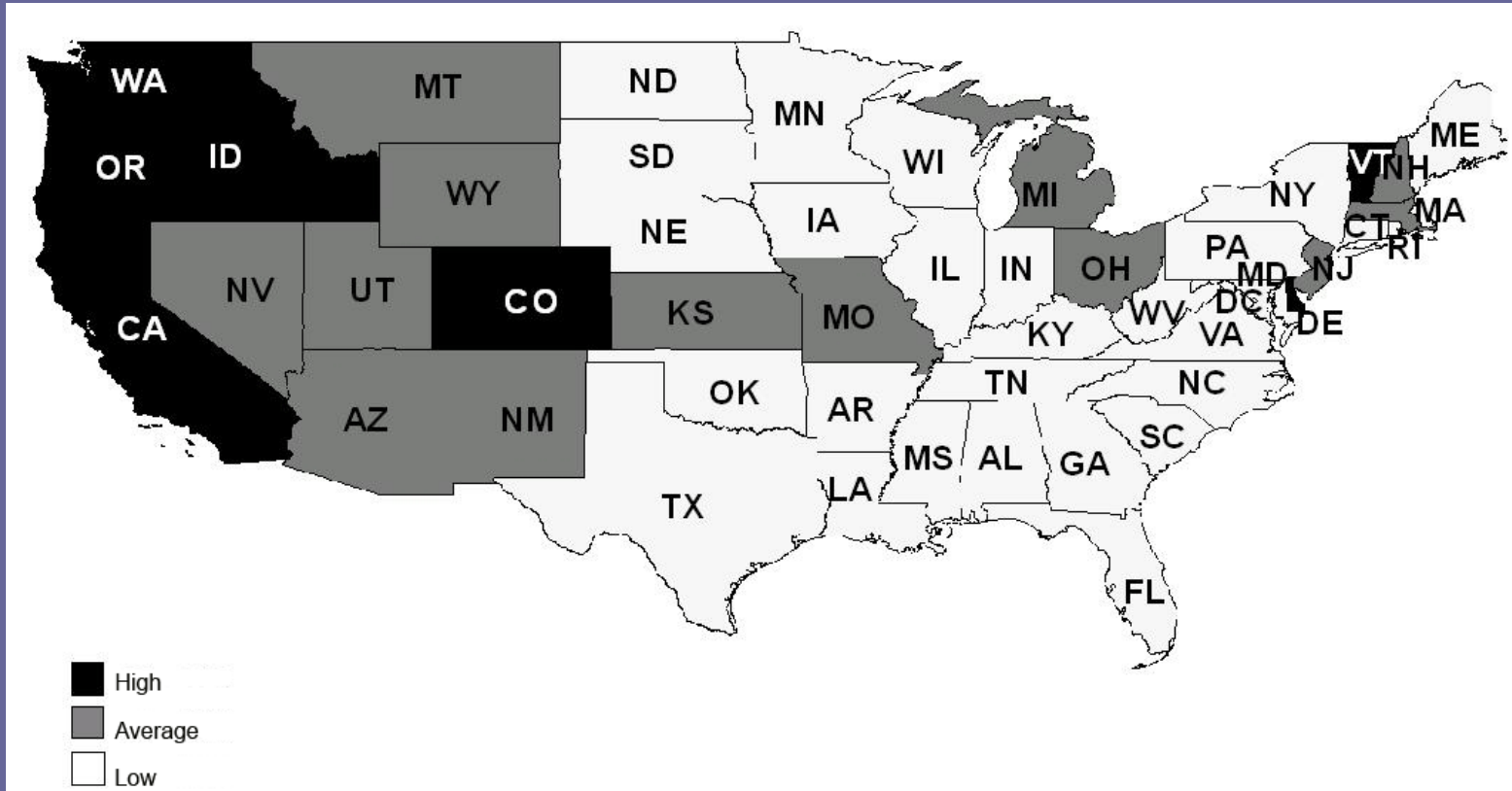
Irish Ancestry	34%
Jewish Ancestry	5%
Asian Ancestry	8% (22% of Asians)



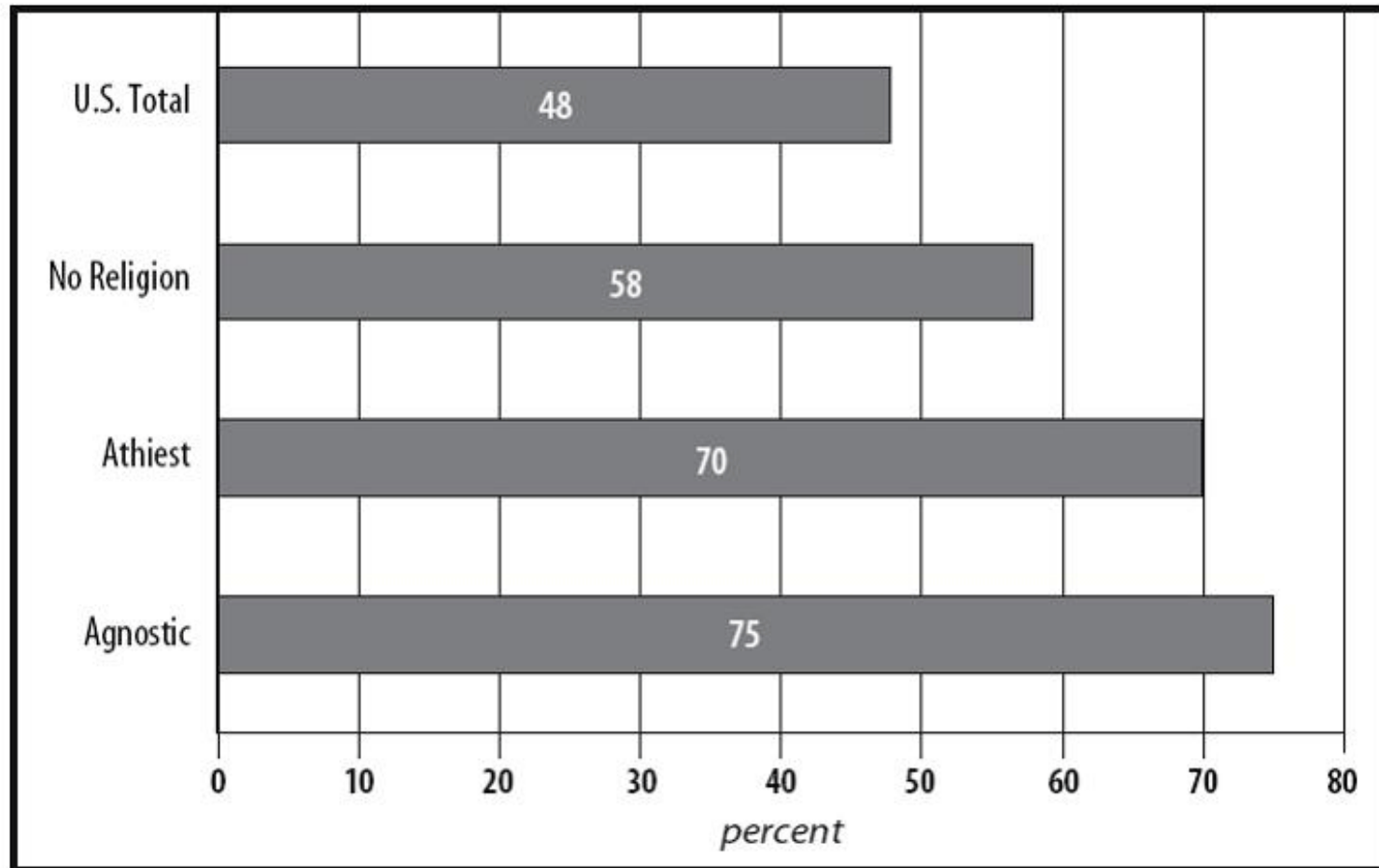
ISSSC

Institute for the Study of Secularism
in Society and Culture

No Religion Population by State, 2001

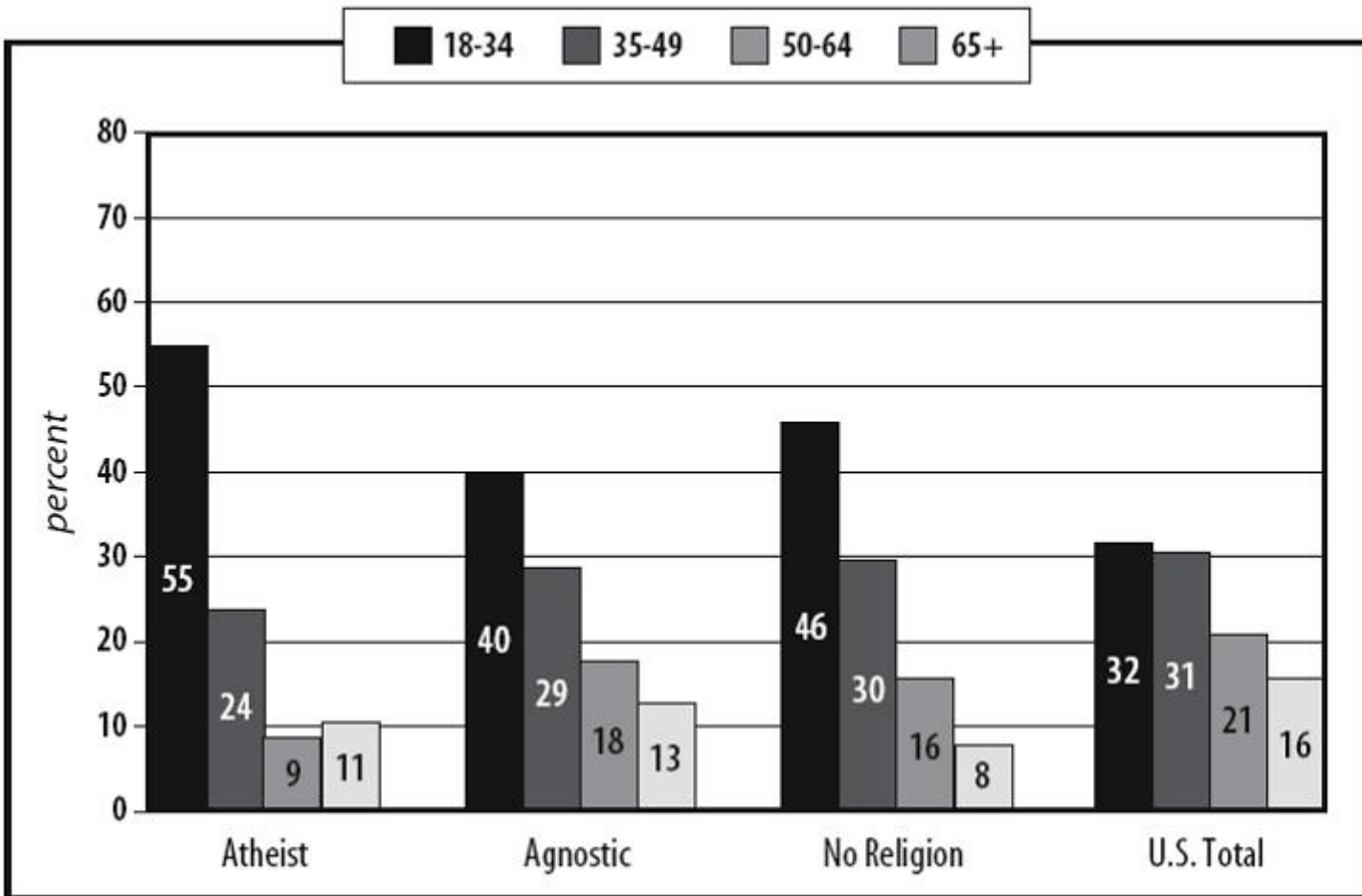


Percent Male Among Atheist, Agnostic and No Religion Adults



Source: American Religious Identification Survey (ARIS) 2001

Age Composition of Atheist, Agnostic and No Religion



Source: American Religious Identification Survey (ARIS) 2001



The No Religion Population - 2008

Regarding the existence of God, do you think...?

There is no such thing	9.0%
There is no way to know	21.0%
I'm not sure	19.0%
There is a higher power but no personal God	23.0%
There is definitely a personal God	21.0%
Don't know/Refused	7.0%
	100.0%



Worldviews of The No Religion Population 2008

Do you think that human beings, as we know them, developed from earlier species of animals?

Definitely	40%
Probably	28%
Probably Not	11%
Definitely Not	13%
Don't Know/Refused	8%
	100%

Do you think that a horoscope can predict your future?

No	87%
Maybe	9%
Yes	3%
Don't Know/Refused	1%
	100%



The No Religion Population Political Party Preference 2008

Independent	49%
Democrat	30%
Republican	12%
Other	2%
Don't Know/Refused	7%
	100%



How the No Religion Population Grows over the Life Cycle

Both parents of No Religion when growing up.	14%
No Religious Initiation (baptism, etc.).	37%
Identified with No Religion at Age 18.	50%
Had a non-religious marriage ceremony.	50%
Expect a non-religious funeral.	72%



Discrimination Towards the No Religion Population 2008

In the past five years, have you personally experienced discrimination or prejudice because of your lack of religious identification or affiliation in any of the following situations?

	Yes
Socially	14%
In Your Family	9%
In Your Workplace	6%
At School or College	6%
In Volunteer Organizations or Clubs	5%
In the Military	1%