



[CLICK HERE TO APPLY](#)

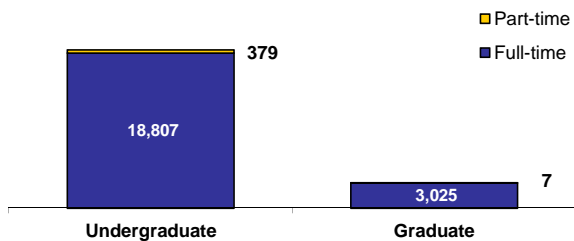
"At UC Santa Barbara, we educate and challenge bright students to make a difference in the world. With breathtaking natural beauty combined with enormous intellectual vitality, there is no other campus quite like ours. We invite you to explore what Santa Barbara has to offer."

-UCSB Viewbook

## Student Characteristics (Fall 2010) [More](#)

**TOTAL NUMBER OF STUDENTS\*** 22,218

### Student Level and Enrollment Status



\*Figures include all off-campus and study abroad enrollments

### UNDERGRADUATE PROFILE

**Total** 19,186

#### Gender

Women	10,115	52%
Men	9,071	48%

#### Race/Ethnicity

African American / Black	664	3%
American Indian / Alaskan Native	179	<1%
Asian / Pacific Islander	3,564	19%
Hispanic	4,320	23%
White	9,053	47%
Race/Ethnicity Unknown	1,126	6%
International	278	1%

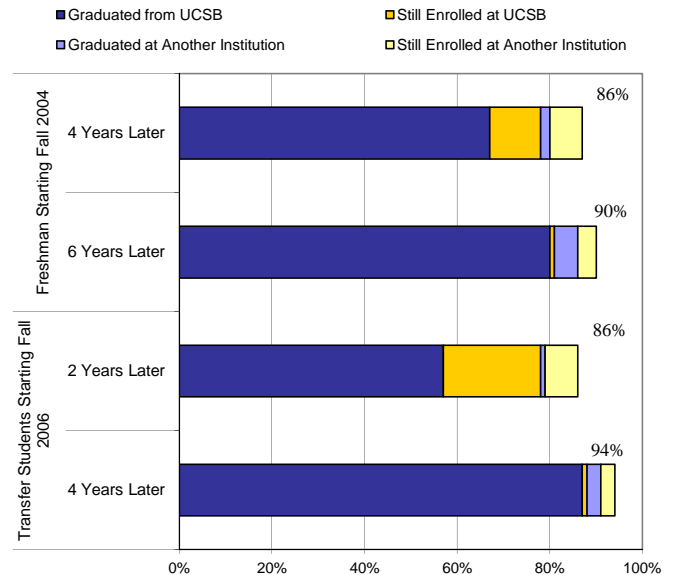
#### Geographic Distribution

California	18,419	96%
Other US	576	3%
Other Countries	278	1%

#### Age

Average Age	21
Percent of Undergraduates Age 25 or Older	<1%

## Undergraduate Success & Progress Rate



**A 86% four-year success and progress rate means that 86% of students starting in Fall 2002 either graduated or are still enrolled at a higher education institution four years later.**

Counts for the entering classes shown in the graph above.

- 4096 Freshmen entering in Fall 2004
- 1449 Transfer Students entering in Fall 2006

### Average Time to Degree for 2009-10 Graduates

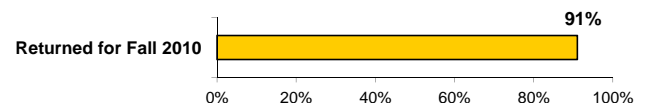
#### Entering as Freshmen:

12 enrolled quarters (4.0 elapsed years)

#### Entering as Transfers:

6.3 enrolled quarters (2.2 elapsed years)

### One-year retention of Fall 2009 Freshmen

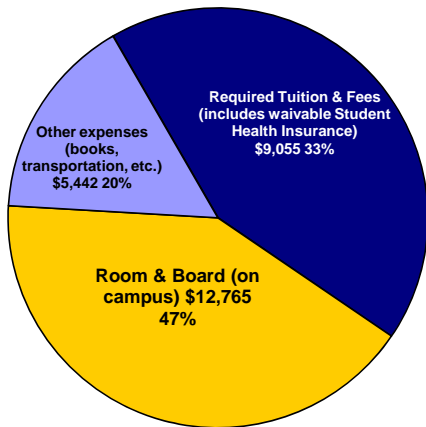


Welcome to the UCSB Portrait for prospective students and their parents. In an effort to make information about UCSB readily available -- and consistent with our commitment to transparency and accountability -- the UCSB Portrait provides information about UCSB on a range of topics in a format similar to formats used by many colleges and universities. This should enable you to make comparisons between UCSB and other major universities on important characteristics of our educational program. The UCSB Portrait also provides many live links to campus websites and is thus a gateway to your deeper understanding of our campus. Thank you for your interest in UC Santa Barbara.

**Costs of Attendance and Financial Aid** [More](#)

**Typical Undergraduate Cost per Year without Financial Aid (Full-Time, In-State Students)**

2011-12 Total: \$31,672



\*Required fees include waivable Student Health insurance

[CLICK HERE](#) to get an estimate of your 2011-12 UCSB financial aid

**Financial Aid Awarded to Undergraduates**

(all figures below exclude parent loans)

**Overall Financial Aid**

- During the 2010-11 academic year, 56% of Fall 2010 UCSB undergraduates received financial aid (including loans).

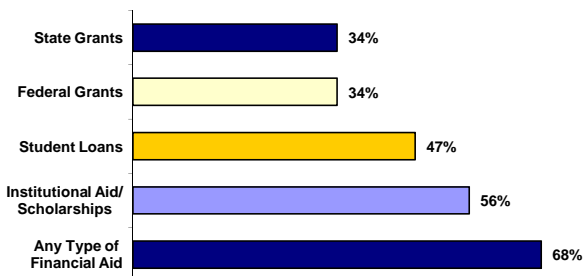
**Family Income-Based Grants and Scholarships**

- 52% of Fall 2010 UCSB undergraduates received family income-based scholarships or grant aid; the average award was \$15,389. 34% of UCSB undergraduates received Pell Grants.

**Loans (2007-08 Graduating Class)**

- Among students who graduated from UCSB in 2010-11 and started as freshmen, 47% borrowed while enrolled at UCSB. Average cumulative debt at graduation for these borrowers was \$17,596. All figures exclude parent loans.
- Stafford student loan default rate for UCSB: 1.5% for 2010.

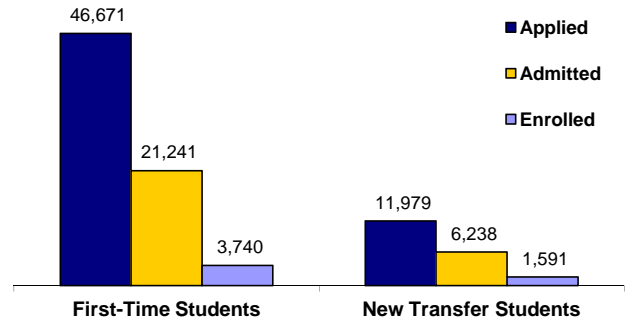
**Percent of Fall 2010 Freshmen Receiving Each Type of Financial Aid**



NOTE: Students may receive aid from more than one source.

**Undergraduate Admissions** [More](#)

**Fall 2010 Applicants, Admits and Enrollees**



Test(s) Required for Admission: **SAT or ACT**

**Middle 50% of SAT Score Range**

50% of enrolled students have test scores in the following ranges. 25% have scores above and 25% have scores below.

**Entering New Freshmen SAT Scores**

Math	550-670
Critical Reading	530-650
Writing	530-650

**Middle 50% of GPA Range**

**Entering New Student GPA**

Freshmen High School GPA (weighted 4-point scale)	3.60-4.00
Transfer Student GPA (weighted 4-point scale)	2.92-3.44

**Areas of Study and Degrees**

[UCSB offers more than 100 undergraduate programs of study.](#)  
[CLICK HERE for a complete list](#)

**Degrees Awarded at UCSB in 2010-2011**

Bachelor's	5,663
Master's	591
Doctoral	299
Professional (Teaching Credentials)	96
Post-Master's certificates	23
<b>Total</b>	<b>6,672</b>

**Areas of Study at UCSB with Largest Number of Undergraduate Degrees Awarded**

All Social Science disciplines	20%
Business/Managerial Economics	11%
Interdisciplinary studies	8%
Visual and performing arts	7%
Psychology	7%
All other degree areas	47%
<b>Total</b>	<b>100%</b>

[CLICK HERE for more details on degrees conferred](#)

## Student Research and Academic Excellence

*The undergraduate experience at Santa Barbara includes abundant opportunity to interact with world-class faculty and graduate students involved in cutting-edge research. Getting involved in a faculty research project, or starting one of your own, is a great way to get the most of your UCSB education. The campus awards approximately \$200,000 in research grants to undergraduates each year. Learning experiences beyond the classroom will provide you with new insights and perspectives, and will help establish a firm foundation for the pursuit of an advanced degree or your future career.*

### Undergraduate Research Opportunities

[More](#)

#### Examples of UCSB undergraduate research activities

##### Undergraduate Research and Creative Activities (URCA) Grants

Grants of \$1,000 per student, or \$2,000 for a group research project, are available for student-initiated projects.

##### Faculty Research Assistance Program

Opportunities are available for undergraduates to gain valuable research experience while earning academic credit via special research assistance courses.

##### Internships in Nanosystems Science, Engineering and Technology

Approximately 16 internships are awarded to UCSB transfer students or students attending any California Community College to participate in an 8-week summer research experience at UCSB.

##### Annual Undergraduate Research Colloquium

The discoveries and accomplishments of undergraduates involved in research and creative activities are recognized each spring at the campus's annual Undergraduate Research Colloquium.

*53% of UCSB seniors have assisted faculty with research or creative activities. (UCUES Survey, 2010)*

### Distinguished Faculty

[More](#)

Many of UCSB's 1,052 faculty members are the recipients of national and international awards and honors. The faculty includes:

5 Nobel Laureates

23 American Academy of Arts & Sciences Members

27 National Academy of Sciences Members

27 National Academy of Engineering Members

38 American Association for the Advancement of Science Fellows


100% of the permanent faculty have PhD or equivalent degrees.

### Graduate Education

[More](#)

UC Santa Barbara is home to over 55 graduate programs with a rich tradition of interdisciplinary work. The combination of world class faculty, renowned research facilities and a stunning oceanside setting make graduate study at UCSB second to none.

UC Santa Barbara has some 100 outstanding research units, centers, and institutes that provide innovative research opportunities to almost 3000 graduate students. In addition, the campus attracts distinguished international researchers across the disciplines. UCSB's graduate students also benefit from an intimate faculty to graduate student ratio.



### Research

[More](#)

#### Research Institutes and Centers at UCSB include:

**Kavli Institute for Theoretical Physics** - internationally renowned among the world's scientists, the KITP brings together diverse groups of theoretical physicists and other scientists to do research in areas of science that are timely, important and intellectually challenging.

**National Center for Ecological Analysis & Synthesis** - a cross-disciplinary research center that uses existing data to address major fundamental issues in ecology and allied fields, and their application to management and policy.

**California NanoSystems Institute** - a collaborative center embedded on the UCSB and UCLA campuses, the CNSI facilitates a multidisciplinary approach to develop the information, biomedical and manufacturing technologies that will dominate science and economy in the 21st century.

**Marine Science Institute** - ranked nationally and internationally as a leader in ocean research, the MSI supports research in 14 disciplines such as marine biology, ocean engineering, physical oceanography, and marine biotechnology.

**Carsey-Wolf Center for Film, Television, and New Media** - provides an intellectual as well as a physical space in which the university and the media industries interact through classes, research projects, and colloquia.

**Institute for Social, Behavioral, and Economic Research** - houses 14 research centers representing a wide range of social science and other research concerns. ISBER promotes interdisciplinary work that often blurs the boundaries among the social sciences, the humanities, the behavioral sciences, and, in some cases, the physical and life sciences.

**SAGE Center for the Study of the Mind** - a catalyst for interdisciplinary study of the relationship of brain and mind, the SAGE Center for the Study of the Mind integrates a wide range of scholarly endeavors and technologies in the humanities, social sciences and the sciences.

**Institute for Energy Efficiency** - the cleanest power plant is the one you don't build. The Institute for Energy Efficiency leverages UCSB's expertise in multiple energy-related fields to slow the growth in the global demand for energy by developing key technologies to make energy use more efficient.

**The UCSB Community** [More](#)

UC Santa Barbara's mission statement describes the campus as a leading research institution that also provides a comprehensive liberal arts learning experience. Because teaching and research go hand in hand at UCSB, our students are full participants in an educational journey of discovery that stimulates independent thought, critical reasoning, and creativity. Our academic community of faculty, students, and staff is characterized by a culture of interdisciplinary collaboration that is responsive to the needs of our multicultural and global society.

In addition, our Division of Student Affairs promotes community on campus with its program of "Scholarship, Leadership, and Citizenship." The major tenets of this program are:

- Respect and consideration in interactions with others
- Integrity in academic pursuits
- Free, open, and respectful exchange of ideas

Other community-building initiatives sponsored by the Division of Student Affairs include intensified safety programming and a greater campus presence in Isla Vista, renewed efforts in leadership training, promotion of civic responsibility, and a formal ceremonial induction of new students into our community of scholars.

UCSB Overview

Parent Handbook

Student Handbook

Study Abroad

International Students & Scholars

Disabled Students Program

Internships and Career Services

Student Life at UCSB

Gaucha Athletics

**Study at UCSB** [More](#)

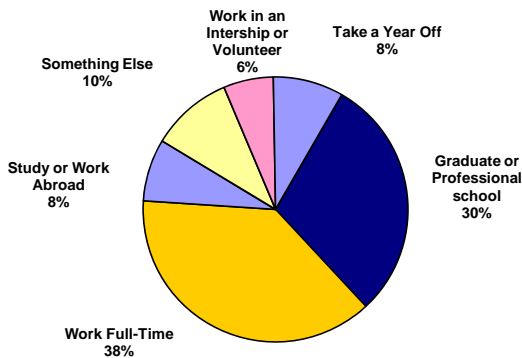
**Classroom Environment**

Students per Faculty	17 to 1
Undergraduate classes with fewer than 30 students	69%
Undergraduate classes with fewer than 50 students	80%

**Instructional Faculty**

Total Full-time Instructional Faculty	1,052
% Women Faculty	36%
% Faculty from Minority Groups	18%
% Faculty with PhD or Equivalent	100%

**Future Plans of 2010 Bachelor's Degree Recipients**



Based on 2010 UCUES respondents who were seniors

**Student Housing** [More](#)

94% of new freshmen live on campus  
75% of all undergraduates live within walking distance to campus

**Campus Safety** [More](#)

UCSB has a full-service Police Department. Services and programs include:

- 24-hour uniformed patrol coverage
- Rescue unit staffed with state-certified paramedics
- Proactive crime prevention programs
- Electronic alerting system used to send important alerts and updates to students, faculty and staff who have registered their mobile device and/or email account
- Personal safety escorts on campus and in Isla Vista

[CLICK HERE for UCSB's annual Clery Act Campus Security Report.](#)

The Alcohol & Drug Program operated by Student Health Services includes classes, counseling services, early intervention and referral programs, and other efforts aimed at ensuring the health and safety of students.



## Student Experiences and Perceptions

Students who are actively involved in their own learning and development are more likely to be successful in college. Like most research universities, UCSB offers students a wide variety of opportunities both inside and outside the classroom to become engaged with new ideas, people, and experiences. Institutions measure the effectiveness of these opportunities in a variety of ways to better understand what types of activities and programs students find the most helpful.

Following are selected results from the 2008 University of California Undergraduate Experience Survey (UCUES). The questions have been grouped together in categories that are known to contribute to student learning and development. The results reported below are based on the responses of UCSB seniors who participated in the survey.

[CLICK HERE](#) for information about UCUES methodology and results for the entire UC system

Below, "percent satisfied" combines responses of "very satisfied," "satisfied," and "somewhat satisfied."

### Of seniors who took the UC Undergraduate Experience Survey in 2010:

#### Group Learning Experiences

- 77% worked outside of class on class projects or studied with classmates
- 18% spent at least 6 hours per week participating in student organizations or clubs
- 26% reported serving as an officer or leader in a campus organization or club
- 84% helped a classmate better understand course material

#### Active Learning Experiences

- 70% reported making class presentations
- 76% spent at least 6 hours per week studying and other academic activities outside of class
- 28% enrolled in at least one independent research course
- 27% participated in a study abroad program
- 42% participated in an internship
- 54% assisted faculty with research or a creative activity
- 46% participated in community service in 2009-10

#### Institutional Commitment for Student Learning and Success

- 86% were satisfied with advising by faculty on academic matters
- 82% were satisfied with advising by college staff on academic matters
- 73% were satisfied with the availability of courses needed for graduation
- 86% reported raising their standards for acceptable effort due to the high standards of a faculty member

#### Student Satisfaction

- 69% were satisfied with the value of their education for the price they paid
- 89% were satisfied with their overall academic experience
- 85% would choose to attend this institution again
- 89% reported that their campus had a strong commitment to undergraduate education

#### Experiences with Diverse Groups of People and Ideas

- 96% rated their ability to appreciate, tolerate, or understand racial and ethnic diversity as good, very good, or excellent
- 95% rated their ability to appreciate cultural and global diversity as good, very good, or excellent
- 85% gained a deeper understanding of other perspectives through conversations with students of a different nationality
- 86% gained a deeper understanding of other perspectives through conversations with students of a different race or ethnicity

#### Student Interaction with Campus Faculty and Staff

- 70% sought academic help from an instructor or tutor
- 74% talked with an instructor outside of class about course material
- 30% worked with a faculty member on a campus activity other than coursework

---

## UCSB Portrait

**Alumni Feedback** (Source: 2008 survey of recent baccalaureate degree recipients)

[More](#)

Of respondents currently employed full-time:

■ my current job is highly related to my undergraduate major	34%
■ my current job is moderately related to my undergraduate major	23%
■ my current job is slightly related to my undergraduate major	18%
■ my current job is not related to my undergraduate major	25%
■ UCSB prepared me very well or more than adequately for my present occupation	61%
■ UCSB prepared me adequately for my present occupation	31%
■ UCSB prepared me less than adequately or poorly for my present occupation	8%

Of respondents who went on to graduate or professional school:

■ UCSB prepared me very well or more than adequately for graduate/professional school	75%
■ UCSB prepared me adequately for graduate/professional school	23%
■ UCSB prepared me less than adequately or poorly for graduate/professional school	2%

Of respondents who were currently enrolled in a graduate or professional program:

■ Masters	45%
■ Doctorate	36%
■ Credential/Certificate/Other	19%
(Total exceeds 100% because some graduate programs lead to more than one degree)	

Alumni Satisfaction:

■ Percent of alumni who were satisfied with the overall UCSB experience	95%
■ Percent of alumni who were satisfied with the UCSB academic experience	93%
■ Percent of alumni who were satisfied with the UCSB social experience	89%
■ Percent of alumni who would recommend UCSB	93%

**Learning Outcomes**

The University of California, Santa Barbara holds to the fundamental principle that student learning outcomes and their assessment should be locally defined, discipline specific and faculty driven. Through periodic and systematic academic program reviews of undergraduate and graduate education, evidence of student learning, retention and completion is presented; and analyses by program faculty, faculty administrators and peer reviewers are undertaken with the goal of continuous program improvement, and the improvement of curricula and pedagogy.

**SELF-REPORTED GAINS IN ACADEMIC AND LIFE SKILLS FOR SENIORS WHO ENTERED UCSB AS FRESHMEN (UCUES 2010)**

	Percent rating skills as "Very Good" or "Excellent"		Gain While at UCSB
	As Freshmen	As Seniors	
<b>Understanding of a Specific Field of Study</b>	11%	80%	69 pts
<b>Analytical/Critical Thinking Skills</b>	29%	80%	51 pts
<b>Self Awareness and Understanding</b>	38%	84%	46 pts
<b>Ability to Read and Comprehend Academic Material</b>	29%	76%	47 pts
<b>Understanding of International Perspectives</b>	20%	68%	47 pts
<b>Ability to be Clear and Effective when Writing</b>	30%	72%	42 pts
<b>Ability to Prepare and Make a Presentation</b>	24%	65%	40 pts
<b>Understanding of the Importance of Personal Social Responsibility</b>	45%	82%	37 pts
<b>Interpersonal Skills</b>	35%	73%	38 pts

**UCSB Portrait**