



UNIVERSITY OF TORONTO • VARSITY BLUES  
**FOOTBALL 2008**  
M E D I A G U I D E



## **VARSITY BLUES FOOTBALL**

### **Table of Contents**

#### **2008 Varsity Blues**

Team Directory & Quick Facts	3
2008 Varsity Blues Schedule	4
2008 Varsity Blues Roster	5
Meet the Varsity Blues Opponents	7
Season Preview	9
Coaches and Support Staff	10
Player Biographies	15
General Media Information	31

<b>2007 In Review</b>	<b>32</b>
-----------------------	-----------

<b>Record Manual</b>	<b>45</b>
----------------------	-----------

Home Field: Varsity Centre  
Team Colours: Navy Blue, White

Capacity: 5,000



### Team Directory

**Director of Athletics**

Liz Hoffman 416-978-5845 liz.hoffman@utoronto.ca

**Manager, Intercollegiate Sports**

Byron MacDonald 416-978-7008 byron.macdonald@utoronto.ca

**Manager, Sports Information and Promotions**

Mary Beth Challoner 416-946-5131 mb.challoner@utoronto.ca

**Director of Football**

Bob Howes 416-978-2744 football@utoronto.ca

**Head Football Coach**

Greg DeLaval 416-978-2744 greg.delaval@utoronto.ca

**Coaching Staff:**

Joe Rumolo, John Engel, Jung-Yul Kim, Ken Mazurek, Keith Castello, Donnavan Carter, George Polyzois, Sandro Iaboni, Jamie Uyeyama, Ozzie Blackett, Dan Lumsden, Greg Gary, Jacob Marini, Greg Batty, Tom Matheson

### Ticket Prices

Premium Seats: \$35.00, Adults: \$10.00

Youth (13-18) and students \$5.00

Children 12 and under no charge

U of T Students – free admission when showing T-Card at gate

Seasons Tickets available

**\*\*\*Visit [www.varsityblues.ca](http://www.varsityblues.ca) for the latest news and updates\*\*\***

## 2008 OUA Football Schedule

### Week One – Monday September 1

<b>Waterloo</b>	<b>at</b>	<b>Toronto</b>	<b>1:00</b>
Windsor	at	York	1:00
Guelph	at	Laurier	2:00
McMaster	at	Queen's	7:00
Ottawa	at	Western	7:00

### Week Two – Saturday September 6

<b>Toronto</b>	<b>at</b>	<b>Windsor</b>	<b>1:00</b>
York	at	Ottawa	1:00
Queen's	at	Guelph	1:00
McMaster	at	Waterloo	1:00
Western	at	Laurier	7:00

### Week Three – Saturday September 13

<b>York</b>	<b>at</b>	<b>Toronto</b>	<b>1:00</b>
Waterloo	at	Western	1:00
Laurier	at	Queen's	1:00
Guelph	at	Windsor	7:00
Ottawa	at	McMaster	7:00

### Week Four – Saturday September 20

<b>Queen's</b>	<b>at</b>	<b>Toronto</b>	<b>1:00</b>
Windsor	at	Laurier	1:00
Waterloo	at	Ottawa	1:00
Western	at	York	1:00
McMaster	at	Guelph	1:00

### Week Five – Friday September 26

York	at	McMaster	7:00
------	----	----------	------

### Saturday September 27

<b>Toronto</b>	<b>at</b>	<b>Guelph</b>	<b>1:00</b>
Ottawa	at	Windsor	1:00
Western	at	Queen's	1:00
Laurier	at	Waterloo	1:00

### Week Six – Friday October 3

<b>Toronto</b>	<b>at</b>	<b>McMaster</b>	<b>7:00</b>
----------------	-----------	-----------------	-------------

### Saturday October 4

Laurier	at	Ottawa	1:00
Guelph	at	Waterloo	1:00
Queen's	at	York	1:00
Windsor	at	Western	2:00

### Week Seven – Thursday October 9

<b>Western</b>	<b>at</b>	<b>Toronto</b>	<b>7:00</b>
----------------	-----------	----------------	-------------

### Friday October 10

Waterloo	at	Windsor	7:00
----------	----	---------	------

### Saturday October 11

McMaster	at	Laurier	1:00
York	at	Guelph	1:00
Ottawa	at	Queen's	1:00

### Week Eight – Saturday October 18

<b>Toronto</b>	<b>at</b>	<b>Ottawa</b>	<b>1:00</b>
----------------	-----------	---------------	-------------

Windsor	at	McMaster	1:00
---------	----	----------	------

Laurier	at	York	1:00
---------	----	------	------

Guelph	at	Western	1:00
--------	----	---------	------

Queen's	at	Waterloo	1:00
---------	----	----------	------

## PLAYOFFS

### Saturday October 25

\*OUA Quarter-finals

1<sup>st</sup> place and 2<sup>nd</sup> place - bye

6<sup>th</sup> place at 3<sup>rd</sup> place

5<sup>th</sup> place at 4<sup>th</sup> place

### Saturday November 1

\*OUA Semi-finals (2 games)

Sites TBD

(lower placed team at higher placed team)

### Saturday November 8

\*OUA Final -- Yates Cup

At Higher Placed Finalist

### Saturday November 15

CIS Semi-final bowls

Uteck Bowl

CWUAA at QIFC

Mitchell Bowl

AUS at OUA

### Saturday November 22

VANIER CUP

At Ivor Wynne Stadium, Hamilton

## 2008 Varsity Blues Roster

#	FIRST NAME	LAST NAME	POS	HT	WT	ELIG. YR	HOMETOWN	PROV	High School
2	Matthew	Morris	DB	5'10	188	1	Scarborough	Ont.	Cedarbrae C.I.
3	Andrew	Gillis	QB	5'10"	178	2	Markham	Ont.	Markham District H.S.
4	Rolli	Adenmosun	DB	6'0"	185	2	Silver Spring	Md.	Notre Dame C.S.S.
7	Mark	Stinson	WR	5'10	185	5	Calgary	Alta.	Henry Wise Wood H.S.
9	George	Gretes	QB	6'1"	205	2	Toronto	Ont.	Northern S.S.
11	Jakub	Husika	DB	5'11	185	2	Toronto	Ont.	Richview C.I.
12	David	Hamilton	QB	6'0"	180	5	Mississauga	Ont.	Lorne Park S.S.
13	Todd	Inkila	QB	6'2	185	1	Thunder Bay	Ont.	Hillcrest H.S.
14	Marco	Rodriques	DB	5'11	165	1	Oakville	Ont.	St. Ignatious of Loyola
15	Andrew	Lomasney	K	6'1	178	1	Toronto	Ont.	North Toronto C.I.
16	Willie	Sharpe	DB	6'1	190	2	Renfrew	Ont.	Renfrew C.I.
17	Mark	<b>Robinson-Weekes</b>	WR	6'2	183	2	Toronto	Ont.	Agincourt C.I.
18	Matthew	D'Souza	DB	5'6"	150	4	Pickering	Ont.	Notre Dame C.S.S.
19	Dane	Satchell	DB	5'10"	180	4	Toronto	Ont.	Chaminade College School
20	Zak	Kolkowski	RB	5'9"	185	2	Renfrew	Ont.	Renfrew C.I.
22	Derek	Batchelor	DB	5'11	180	3	Mississauga	Ont.	Meadowvale S.S.
23	Brandon	Miller	WR	5'10	175	1	Mississauga	Ont.	Applewood Heights S.S.
24	Kyle	Kennedy	DB	6'1"	185	2	Ottawa	Ont.	Gloucester H.S.
26	Kevin	Asare	LB	5'11	195	2	Toronto	Ont.	Father Henry Carr C.S.S.
27	Ajani	Oldacre	DB	6'1"	185	1	Ajax	Ont.	Dunbarton H.S.
28	Marcus	Oduro	DB	6'0"	195	2	Winnipeg	Man.	Sisler H.S.
29	Onome	Natufe	DB	6'2	198	1	Toronto	Ont.	<b>Father John Redmond C.S.S.</b>
29	Luc	Snyder	LB	5'7	185	1	Burlington	Ont.	Nelson S.S.
30	Zak	Hord	RB	6'1	200	1	Barrie	Ont.	St. Joan of Arc H.S.
31	Jason	Pearson	RB	5'8"	190	2	Ottawa	Ont.	Notre Dame H.S.
32	Johnathan	Wright	RB	5'11	185	1	Belleville	Ont.	Centennial S.S.
33	Matt	Munoz	DB	6'1	180	1	Kingston	Ont.	Frontenac S.S.
34	Chris	Vlowianitis	WR	5'10	165	2	Mississauga	Ont.	St. Francis Xavier S.S.
35	Walter	Cariazo	R	5'11"	195	2	Toronto	Ont.	West Hill C.I.
36	Steve	Persa	LB	6'0	215	1	Aurora	Ont.	St. Thomas of Villanova
37	Michael	Chondronikolas	DB	5'9	170	1	Mississauga	Ont.	Philip Pocock C.S.S.
38	Tommy	Chondronikolas	DB	5'9	160	2	Mississauga	Ont.	Philip Pocock C.S.S.
39	Andrew	Chittka	RB	5'8"	194	4	Dundalk	Ont.	Grey Highlands
40	Taylor	Shergold	LB	6'0	200	1	Toronto	Ont.	De La Salle College
41	Abbey	Olusoga	DE	5'11	200	1	Pickering	Ont.	Bluewater S.S.
42	Scott	Smith	LB	5'11"	206	3	Toronto	Ont.	Leaside H.S.
43	Wilkerson	DeSouza	LB	5'11	217	1	Mississauga	Ont.	Applewood Heights S.S.
44	David	Bloom	DL	6'0	260	2	Ottawa	Ont.	St. Marks H.S.
45	Kyle	Serkies	LB	6'2"	200	2	Mississauga	Ont.	Meadowvale S.S.
46	Andrew	Ochran	RB	6'0"	225	1	Accra	Ghana	St. Edmund Campion C.S.
48	Daniel	Letendre	RB	5'5	160	1	Barrie	Ont.	Eastview S.S.
50	Max	Smilie	LB	6'0	190	1	Kingston	Ont.	Frontenac S.S.
52	D'Arcy	McKeown	OL	6'2"	255	3	New York	N.Y.	St. Michael's College
53	Lorenzo	Biasio	LB	6'2	212	1	Zurich	SWZ	Kantousschule Buelraun

56	Mario	Tedesco	OL	6'3	280	1	Ajax	Ont.	Notre Dame C.S.S.
57	Patrick	Yan	OL	6'1	295	1	Markham	Ont.	St. Andrews College
58	Cameron	Deans	OL	6'3	275	5	Toronto	Ont.	Leaside H.S.
59	Steve	Bruzzese	OL	6'1	285	1	Niagara Falls	Ont.	St. Michaels H.S.
60	Chris	Kowalczuk	OL	6'5	300	3	Brampton	Ont.	St. Thomas Aquinas S.S.
62	Zack	Bean	OL	6'1	295	1	Peterborough	Ont.	St. Peters S.S.
63	Dave	Scott-McDowell	OL	6'0"	280	5	Burlington	Ont.	Burlington Central H.S.
64	Josh	Gibbs	OL	6'5"	275	2	Bridgenorth	Ont.	St. Peters S.S.
65	Lincoln	Bryan	DL	6'2	320	1	Toronto	Ont.	Central Technical Institute
66	Andrew	Brankley	OL	6'4"	285	5	Richmond Hill	Ont.	St. Andrews College
67	Ross	Asaro	OL	5'10	243	2	Toronto	Ont.	St. Michael's College
68	Shaun	Feasby	OL	6'4"	300	2	Uxbridge	Ont.	Uxbridge S.S.
70	Shawn	Horrigan	OL	6'0	285	1	Peterborough	Ont.	St. Peters S.S.
72	Thomas	Hobitakis	LB	6'0	200	1	Mississauga	Ont.	Applewood Heights S.S.
77	Josh	Jankovics	DL	6'2"	272	1	Nelson	Ont.	L V Rogers S.S.
78	Andrew	Curran	LB	6'1	205	1	Hamilton	Ont.	Westmount S.S.
79	Jesse	Raycroft	LB	6'1	215	1	Claremont	Ont.	Uxbridge S.S.
80	Michael	Prempeh	WR	5'11"	185	2	Toronto	Ont.	St. Edmund Campion C.S.
81	Shawn	Gilligan	WR	6'3	170	3	Toronto	Ont.	Marshall McLuhan C.S.S.
83	Cory	Kennedy	WR	6'1"	175	5	Metcalfe	Ont.	Gloucester H.S.
84	Drew	Meerveld	R	6'6"	230	2	Guelph	Ont.	Woodland Christian H.S.
85	James	MacIntosh	WR	6'0	180	1	Ajax	Ont.	Pickering H.S.
86	Mitchell	Forge	WR	6'2	180	1	Renfrew	Ont.	Renfrew C.I.
88	Earl	Johnson	WR	6'1	215	3	Baltimore	Md.	Forest Park S.H.
89	Jeff	LaForge	WR	6'3"	205	5	Ottawa	Ont.	John McCrae S.S.
90	Adam	Fehler	DL	6'0"	240	2	Toronto	Ont.	Michael Power C.S.S.
92	Mark	Evans	DL	6'7"	280	3	Cambridge	Ont.	Jacob Hespeler S.S.
99	Joe	Cappiello	DL	5'10"	260	3	Toronto	Ont.	St. Michael's College

*Number 5 is retired in memory of Johnny Copp.*

## Meet the Blues Opponents

**Monday September 1**

### **Waterloo Warriors**

at Varsity Centre – 7:00pm

**Head Coach:** Dennis McPhee

**Colours:** Black, Gold, White

**Home Field:** University Stadium (6,000)

**2007 Score:** Waterloo 42, Toronto 17

**2007 Record:** 3-5, 7<sup>th</sup> OUA

**SID:** Chris Gilbert (613 888-4567 ex. 5694)



**Saturday September 6**

### **Windsor Lancers**

at University of Windsor Stadium – 1:00pm

**Head Coach:** Mike Morencie

**Colours:** Royal Blue, Gold

**Home Field:** University of Windsor Stadium (2,000)

**2007 Score:** Windsor 42, Toronto 21

**2007 Record:** 2-6, 8<sup>th</sup> OUA

**SID:** Elisa Mitton (519 253-3000 ex. 2447)



**Saturday September 13**

### **York Lions**

at Varsity Centre – 1:00pm

**Head Coach:** Mike McLean

**Colours:** Red, White, Blue

**Home Field:** York Stadium (2,500)

**2007 Score:** York 21, Toronto 20

**2007 Record:** 1-7, 9<sup>th</sup> OUA

**SID:** Mike Koreen (416 736-5984)



**Saturday September 20**

### **Queen's Golden Gaels**

at Varsity Centre – 1:00pm

**Head Coach:** Pat Sheahan

**Colours:** Gold, Red, Blue

**Home Field:** Richardson Stadium (10,500)

**2007 Score:** Queen's 54, Toronto 24

**2007 Record:** 6-2, 3<sup>rd</sup> OUA

**SID:** Michael Grobe (613 533-6000 x 77369)





**Saturday September 27**

**Guelph Gryphons**

At Alumni Stadium – 1:00pm

**Head Coach:** Kyle Walters

**Colours:** Red, Gold, Black

**Home Field:** Alumni Stadium (5,100)

**2007 Score:** did not play Guelph in 2007

**2007 Record:** 4-4, 5<sup>th</sup> OUA

**SID:** Michelle Waddick (519 824-4120 ex. 53159)



**Friday October 3**

**McMaster Marauders**

at Ivor Wynne Stadium, Hamilton – 7:00pm

**Head Coach:** Stefan Ptaszek

**Colours:** Maroon, Grey

**Home Field:** Ivor Wynne Stadium (29,200)

**2007 Score:** McMaster 39, Toronto 11

**2007 Record:** 5-3, 4<sup>th</sup> OUA

**SID:** Robert Hilson (905 525-9140 ex. 23665)



**Thursday October 9**

**Western Mustangs**

at Varsity Centre – 7:00pm

**Head Coach:** Greg Marshall

**Colours:** Purple, White, Silver

**Home Field:** TD Waterhouse Stadium (8,000)

**2007 Score:** Western 44, Toronto 1

**2007 Record:** 4-3, 6<sup>th</sup> OUA

**SID:** Andy Watson (519 661-3089)



**Saturday October 18**

**Ottawa Gee-Gees**

at Frank Clair Stadium, Ottawa – 7:00pm

**Head Coach:** Denis Piché

**Colours:** Garnet, Grey

**Home Field:** Frank Clair Stadium (29,862)

**2007 Score:** Ottawa 50, Toronto 7

**2007 Record:** 8-0, 1<sup>st</sup> OUA

**SID:** Dan Carle (613 562-5800 ex. 4338)



**Laurier Golden Hawks**

Do not play Laurier in 2008

**Head Coach:** Gary Jefferies

**Colours:** Purple, Gold

**Home Field:** University Stadium (6,000)

**2007 Score:** Laurier 53, Toronto 10

**2007 Record:** 7-1, 2<sup>nd</sup> OUA

**SID:** Mike Whitehouse (519 884-0710 ex. 2855)



## Season Preview

The University of Toronto Varsity Blues 2008 football season got underway on August 18th with some new faces and some inspired veterans returning to Varsity Centre for the first day of training camp.

Some significant changes took place this off-season as 12-year CFL veteran and former head coach of the Queen's Golden Gaels, Bob Howes, was hired as the team's Director of Football, and Calgary native and former St. Francis Xavier X-Men receiver, Greg DeLaval, accepted the position of head coach for this year's campaign.

Both Howes and DeLaval have extensive coaching experience in the CIS. Both have been with the Blues before, and are committed to improving the football program at one of the most storied football institutions in North America. They are surrounded by a solid core of veterans, some of which they recruited more than five years ago, and a talented mix of first-year players that are eager to don the tradition that is the Blue and White.

This season, defence will be key for the Blues. Leading the team on that side of the ball is 2007 OUA all-star Derek Batchelor. The third-year half back from Mississauga, Ont. led the team in tackles (54.5) and was third in the OUA. Scott Smith (Toronto, Ont.), second to Batchelor in total tackles and fifth in OUA, will key the Blues linebacking corps for the third year in a row. The Varsity Blues 2007 rookie of the year Willie Sharpe (Renfrew, Ont.) and veteran defensive back Kyle Kennedy will also be instrumental in slowing the opponent's aerial attack.

Veteran quarterback David Hamilton (Mississauga, Ont.) and third-year pivot Andrew Gillis (Markham, Ont.) will guide the Blues offence this season. Suffering through an injury-plagued season, Hamilton still led the team in passing, effectively throwing for 811 yards. Gillis started at quarterback for five games last season, accumulating 688 passing yards and 145 rushing yards.

Calgary native Mark Stinson will be called upon to do what he does best – a little bit of everything. The former starting quarterback turned receiver/running back/punter will be asked to provide instant offence where ever he can. Stinson's overall production and versatility was rewarded last March when asked to attend the 2008 CFL Evaluation Camp.

Fifth-year wide receiver Cory Kennedy (Ottawa, Ont.), Kyle's twin brother, will also be a main offensive threat. Kennedy started all eight games and was second on the team with 32 receptions for 376 yards. The Ottawa native will share the primary receiving duties with 2008 East-West all-star Jeff Laforge (Ottawa, Ont.).

Another 2008 East-West all-star, Cameron Deans (Toronto, Ont.), will once again solidify the Blues offensive line with help from team captain Chris Kowalchuk (Brampton, Ont.) and fifth-year senior Andrew Brankley (Richmond Hill, Ont.) who will anchor the line from the guard position.

Fresh faces brought in to bolster this year's squad include top recruits and Toronto natives Lincoln Bryan and Matt Morris as well as Earl Johnson (Baltimore, MD) and Jonathan Wright.


Bryan, a 6-foot-2, 320 pound lineman, is a product of Central Technical Institute in Toronto and is back after a year at Fork Union Military Academy in Fork Union, Virginia. Bryan should make an immediate impact and help strengthen the Blues defensive line.

A Cedarbrae Collegiate graduate, Morris brings experience and speed to a vastly improved defensive back field. This free safety has a proven track record in high school as an OVFL all-star, the 2003 Metro Bowl MVP, a Toronto Sun all-star and a three-time Cedarbrae football MVP. He spent two years at Colgate University (Madison County, N.Y.) and a year at Saginaw Valley State University (University Center, Michigan) before returning home and finding his fit as a member of the Blues.

Johnson last played at Morgan State University where he was their special teams player of the year in 2006. This 6-foot-1, 215 pound wide receiver will be a nice addition to the offensive unit and should provide a solid receiving option for Hamilton and Gillis.

A product of Centennial Secondary School in Belleville, Ont., Wright was the Chargers' athlete of the year in his senior season. This first-year FPEH student will look to fill the void left by Blues running back Kris Newman.

## Coaches Biographies



### **Bob Howes** **Director of Football**

Bob Howes returns for his third season on the sidelines at the University of Toronto. He previously spent two seasons on the Varsity Blues coaching staff, serving as offensive line coach in 2003, and associate defensive coordinator in 2004.

Bob began and established his university coaching career with his alma mater, Queen's University serving as an Adjunct Faculty member of the School of Physical Education and football coach in 1982. His versatility as a coach allowed him to switch from defensive to offensive coordinator a few seasons later, and he guided Golden Gaels offence through its 1992 Vanier Cup championship season.

Bob was named Queen's head coach in 1995, and led the team to the OQIFC Dunsmore Cup championship that year. He returned as a Dunsmore finalist in 1997, and was awarded the league title that year following an Ottawa forfeit. He racked up a regular season record of 21 wins and 19 losses in his five years as Queen's head coach, and led his team to playoff berths in three straight seasons and was twice named the OQIFC Coach of the Year (1995, 1997).

As a player, Bob was very versatile in his four years (1962-65) with the Golden Gaels, excelling in both varsity football and basketball.

Three years after graduating, Bob's extensive CFL career began. His 14 years in the league included stops with the BC Lions (1968-71) and the Edmonton Eskimos (1972-81). With Edmonton he was a team captain of the CFL's greatest dynasty, winning five Grey Cup rings (1975, 1978-81) and seeing action in three other Grey Cup games (1973, 1974, 1977). Bob was a western division all-star centre in 1973.



### **Greg DeLaval** **Interim Head Coach**

Greg's CIS coaching career began with the St. Francis Xavier (St. FX) X-Men in 2001. He helped guide the team to a seven-game winning streak in 2002 and was responsible for the entire football recruiting program at St. FX. Greg also coordinated numerous fundraising activities for the X-Men, successfully raising more than \$60,000 over two years for the football program.

As full-time assistant on the University of Toronto Varsity Blues staff for the next three seasons (2003-05), Greg was in charge of building the team's national recruiting program while guiding the special teams and receiving corps.

Greg then served as the Calgary Dinos special teams coordinator and offensive assistant from 2006-07. In 2007, the Dinos led the CIS in rushing and the special teams unit finished atop the Canada West conference average in every category but one. Greg coordinated recruiting in Central and Eastern Canada for the Dinos.

As a player, Greg was successful at an early age. He played quarterback and receiver at St. Mary's High School in Calgary, helping the team to the 1986 city championship and was later inducted into the school's sports hall of fame.

He played for the St. Francis Xavier X-Men in 1990 and again from 1994 to 1997. He was the starting wide receiver in the 1996 Vanier Cup, catching one pass for 11 yards while the X-Men fell 31-12 to the Saskatchewan Huskies. A three-time (1995-1997) team captain, DeLaval was named an academic all-Canadian in 1997 and was awarded the Marcel Lussier Award by St. FX for community service, also in 1997.



**Joe Rumolo**  
**Defensive Coordinator / Defensive Line**

Joe Rumolo enters his fourth season on the Varsity Blues staff, bringing an extensive coaching and playing resume to the team. Serving as the defensive line coach in 2005, Rumolo took over as defensive coordinator in 2006. Rumolo was the defensive line coach for the East team at the 2006 East-West All-Star Game at Laval. He previously held defensive coordinator duties at Birchmount Collegiate from 1999 to 2003, helping the school to Scarborough championships and appearances in the Metro Bowl in 2000, 2001 and 2003, and also coordinated the Oshawa Hawkeyes defence in 2004.

Rumolo was taken 12th overall in the 1997 CFL draft by the Hamilton Tiger-Cats after enjoying a successful collegiate career at the University of Akron. The first team Mid-American conference all-star played eight seasons in the CFL, as well as suiting up for two years with the Buffalo Destroyers of the Arena Football League.



**John Engel**  
**Offensive Coordinator**

An Etobicoke, Ont. native, John Engel began his coaching career close to home with the Ontario Varsity Football League's (OVFL) Etobicoke Eagles. He took on several roles during his stint with the Eagles, including offensive coordinator, recruiting coordinator, head coach and director of football. In 2005, Engel was the offensive coordinator for Team Central Ontario, helping guide them to a second-place finish at the Canada Cup tournament. As a player, Engel was team captain of the 2002 York University Yeomen who won their first playoff game in school history. He returned to his alma mater fresh after graduation as an assistant receivers coach. He currently lives in Etobicoke with his fiancée, Marlene, and owns a rat terrier named Sooner.



**Keith Castello**  
**Special Teams Coordinator / Linebackers Coach**

Keith Castello is back with the Varsity Blues coaching staff for the fifth straight season. The former CFL standout is the special teams coordinator and will coach the Blues linebackers. Castello played his ten-year career with both the Hamilton Tiger-Cats and the Toronto Argonauts and was named the 1990 special teams player of the year. Castello recovered two fumbles in the 1991 Grey Cup game that helped the Argos win 36-21 over the Calgary Stampeders. In 2003 he was a coach at Pickering's St. Mary's High School. Away from the field, Castello owns All That Promotions, a management marketing company.



**Ozzie Blackett**  
**Running Backs Coach**

Ozzie Blackett joins the Varsity Blues with over 15 years of experience under his belt. Blackett was the running backs coach, offensive coordinator and head coach during his nine years with the Brampton Bulldogs of the Ontario Varsity Football League (OVFL). He then took his post at Notre Dame Secondary School in Brampton, Ont., where he has been coaching since 2002. During that time, Notre Dame has won four Region of Peel Secondary School Athletic Association (ROPSSAA) championships. Blackett is currently the vice-president of football operations for Hardcore Football Academy, a non profit organization dedicated to training student-athletes to become better football players.



**Jung-Yul Kim**  
**Offensive Line Coach**

Jung-Yul Kim begins his first season as the Blues offensive line coach. The top offensive lineman at U of T for two years, he was a member of the 1993 Varsity Blues Vanier Cup winning team. During his six-year CFL career, Kim spent four years with the Calgary Stampeders, winning the Grey Cup in 1998, and then played his last two years with the Toronto Argonauts. He last coached the Etobicoke Eagles of the Ontario Varsity Football League (OVFL) and helped guide them to victory at the 2006 league championship. Kim graduated in 1997 with a Bachelor of Science in human physiology and human biology from U of T and currently works as an actor/stuntman in the film/television industry. He also volunteers with the Canadian Diabetes Association.



**Greg Gary**  
**Linebackers Coach**

Greg Gary joins the Varsity Blues with over 20 years of coaching under his belt. Gary got his start as the head coach of the Junior Varsity football team at his alma mater at Claremont H.S. Recently, he guided the Mississauga Warriors of the Ontario Varsity Football League (OVFL) to division championships' in 2006 and 2008. As a player, Gary received a scholarship to California State University - Fullerton where he was the captain of the football team and won an Iron Man Award in 1981. After signing as a free agent with the Los Angeles Rams in 1982, Gary returned to Canada to play four years with the Hamilton Tiger Cats, winning a Grey Cup in 1986. Away from the field, Gary owns Scout Traffic Services, a cross-border third party logistics company.




**Sandro Iaboni**  
**Linebackers Coach**

A three-time U of T captain from 1988-90, Sandro Iaboni returns to the Varsity Blues in 2008 as a linebacker coach. Iaboni has an extensive playing resume during his time at U of T. He was a starter for five years with the Blues and was named U of T top linebacker three years in a row. In 1990, Iaboni was a first team CIS all-star and received the Johnny Copp award in recognition of U of T football's most valuable player. Iaboni currently works at Zurich Canada as an accident benefits and recovery team manager.



**Donovan Carter**  
**Defensive Backs Coach**

Former team captain and defensive most valuable player at Northern Illinois University, Donovan Carter joins the Varsity Blues coaching staff with a broad football resume. A Mississauga, Ont. native, Carter played eight years in the Canadian Football League (CFL), starting with the Toronto Argonauts in 2000. He signed with the Ottawa Renegades and was selected as a 2003 Canadian Football League Player's Association (CFLPA) all-star at free safety. He continued onto the Hamilton Ti-Cats for 2004 and 2005 and ended his career with the Winnipeg Blue Bombers. Carter currently lives with his wife Kate and son Kyrese in Brampton, Ont.



**Jamie Uyeyama**  
**Defensive Line Coach**

British Columbia native Jamie Uyeyama joins the Varsity Blues coaching staff as the defensive line coach. He has been the defensive coordinator at Sands Secondary School in North Delta, B.C. for the past three seasons, guiding them to conference championships in 2005 and 2006. Uyeyama played for Idaho State University from 1999-2001, where he received two Varsity letters, before returning to Canada for two seasons at Simon Fraser University in 2004 and 2005. His cousin, Mark, is a strength and conditioning coach for the San Francisco 49ers.



**Daniel Lumsden**  
**Assistant Running Backs Coach**

In his first season with the Blues, Daniel Lumsden brings a wealth of knowledge and experience to the team. A Vanier Cup finalist with St. Francis Xavier University in 1996, Lumsden is the head coach of the Toronto Junior Argos football summer program. Under his guidance, the three-time Ontario Metro Football League championships, the Junior Argos posted back-to-back perfect seasons in 2006 and 2007. Lumsden is a mathematics teacher at St. Michael's College, where he is an active coach in football, basketball and track and field. Lumsden serves as the running backs coach with St. Mike's and has won four Metro Bowls and five Conference of Independent Schools of Ontario Athletic Association (CISAA)

championships with the St. Michael's Blues.



**Ken Mazurek**  
**Offensive Assistant**

Joining the Varsity Blues coaching staff fresh after graduation, Ken Mazurek (0T8) was a receiver for five years with the Blues. He was the recipient of the Blues football award of merit in 2004 and 2005 and received a Bronze T during his time at U of T. Before his career as a Varsity Blue, Mazurek played three years with the Catholic Central Cougars as their quarterback, earning all-star recognition and the team's most valuable player award. He returned to coach the Cougars football team for four years, specifically working with their quarterbacks and receivers. Mazurek comes from a very athletic family as his uncle, Tom Rolston, played in the NHL with the Edmonton Oilers and Pittsburgh Penguins from 1985-90.



**George Polyzois**  
**Assistant Defensive Backs Coach**

Joining the Varsity Blues coaching staff fresh after graduation, George Polyzois (OT8) brings a wealth of football experience and a new perspective to the team. A three-year team captain, Polyzois excelled both on and off the field. He was a five-time recipient of the U of T football award of merit and a 2007 academic all-Canadian. Polyzois was three-time U of T defensive back of the year and was also selected to participate in the 2007 CFL Evaluation Camp. In 2007, he was the Dean's Student Leadership award winner for spearheading the operational funding and budget approval campaign for the Varsity Centre.

**Support Staff**

Jacob Marini – Kicking/Punting  
Consultant

Greg Batty – Equipment Manager

Tom Matheson – Water/Film

Tony Mamoloiti – Game Day  
Coordinator

Adam Pomper – Game Day Coordinator

Marius Locke – Academic Advisor

Yury Lankovskiy – Computer Engineer



**Angela Song**  
**Team Therapist**

Angela Song will assume the role of head athletic therapist for the Varsity Blues in 2008. Song is a Certified Athletic Therapist and graduate of York University. Prior to that, Angela attained certification from the Physiotherapist Assistant program at Humber College. Song has worked with the Blues women's basketball and men's lacrosse programs and was awarded the 2005 Michelle Kukta Memorial award as student therapist of the year during her placement here at the University of Toronto. She has also worked with the National Ballet of Canada, York University football and provided on-site coverage at various film production locations across the GTA.

**Student Therapists**

Raymond Don

Ivan Miskiv

Tracy Renaud

Emma Stevens

Sarmila Thanigasalam

Mat Bonneau

## Player Biographies



**Rolli Adenmoson #4**  
 Defensive Back  
**Eligibility:** 2  
**Ht:** 6'0 **Wt:** 185  
**High School:** Notre Dame C.S.S.  
**Hometown:** Maryland, U.S.A.  
**Course:** Political Science II

**Varsity:**

2007: Dressed for six games...Made four solo tackles.

---



**Kevin Asare #26**  
 Defensive Back  
**Eligibility:** 2  
**Ht:** 5'11" **Wt:** 187  
**High School:** Father Henry Carr  
**Hometown:** Toronto, Ont.  
**Course:** Arts II

**High School:** A two-time football MVP...Also named the Father Henry Carr athlete of the year.

**OVFL:** Played for the Etobicoke Eagles.

**Varsity:**

2007: Dressed for all eight games, starting at halfback for the season opener vs. Waterloo (Sept. 3)

2006: On the York Lions roster...Did not see any playing time.

---



**Derek Batchelor #22**  
 Defensive Back  
**Eligibility:** 3  
**Ht:** 5'11" **Wt:** 180  
**High School:** Meadowvale SS  
**Hometown:** Mississauga, Ont.  
**Course:** Computer Science II

**High School:** Named the football MVP and athlete of the year at Meadowvale.

**OVFL:** Played two seasons with the Mississauga Warriors, earning a most improved player award and an OVFL championship.

**Varsity:**

2007: Won the Johnny Copp Memorial Trophy as the team MVP...Started all eight games at defensive halfback this season...Led the Blues with 49 solo tackles, 54.5 total tackles and was second on the team with four interceptions...Had a season-high 10 solo tackles vs. Windsor (Oct. 5)...Made six solo tackles and one interception for 30 yards at York (Sept. 29)...Named a first team OUA all-star for rush/cover and a second team OUA all-star for defensive halfback.

2006: Started all eight games at defensive halfback in his rookie campaign...Led the Blues with 33 solo tackles, 38.5 total tackles and three interceptions...Made five solo tackles and one interception in his CIS debut at Queen's (Sept. 4)...Had a season-high seven solo tackles at Laurier (Oct. 14).

### Regular Season Career Statistics

**Defensive**

	Solo	Asst	Total	Sacks	Int-Yds
2007	49	11	54.5	0.5	4-38
2006	33	11	38.5	0	3-23



**David Bloom #61**

Defensive Line  
**Eligibility:** 2  
**Ht:** 6'0 **Wt:** 260  
**High School:** St. Marks H.S.  
**Hometown:** Ottawa, Ont.  
**Course:** History II

**Varsity:**

2007: Dressed for seven games, starting at defensive tackle for six...Recorded three solo tackles and two assisted for four tackles this season...Had season-high two solo tackles vs. Windsor (Oct. 5).

---



**Andrew Brankley #66**

Offensive Line  
**Eligibility:** 5  
**Ht:** 6'4" **Wt:** 280  
**High School:** St. Andrew's College  
**Hometown:** Richmond Hill, Ont.  
**Course:** Philosophy IV

**Personal:** Played three seasons with the Ontario provincial rugby team, winning one national championship.

**Varsity:**

- 2007: Started every game at guard.
  - 2006: Started every game at tackle.
  - 2005: Started every game at tackle.
  - 2004: Started seven games at tackle.
- 



**Joe Cappiello #99**

Defensive Line  
**Eligibility:** 3  
**Ht:** 5'10" **Wt:** 260  
**High School:** St. Michael's College School  
**Hometown:** Toronto, Ont.  
**Course:** History I

**Personal:** Father, Vince, played football at Penn State from 1976 to 1980.

**High School:** Winner of the St. Mike's football MVP...Played on a Metro Bowl championship team...Named an all-Toronto lineman

**OVFL:** Played on an OVFL championship team with the Etobicoke Eagles.

**Varsity:**

2007: Started all eight games...Had three solo tackles at McMaster (Sept. 22)...Led the team with three sacks all season...Was named U of T defensive lineman of the year.

2006: Started all eight games...Amassed two solo tackles in his CIS debut at Queen's (Sept. 4)...Made a fumble recovery against Waterloo (Sept. 16)...Added a seven-yard sack against Western (Oct. 7)...Had a season-high 3.5 tackles (2 solo, 3 assist) at Laurier (Oct. 14).

**Regular Season Career Statistics**

**Defensive**

	Solo	Asst	Total	Sacks	FR
2007	10	5	12.5	3	2
2006	7	10	14.5	1	1





**Walter Carazio #35**

Defensive Back

**Eligibility:** 2

**Ht:** 5'10" **Wt:** 193

**High School:** West Hill CI

**Hometown:** Toronto, Ont.

**Course:** Biochemistry II

**Personal:** His sister, Yasmine, is a member of the East Toronto Basketball Association.

**High School:** Named athlete of the year, football offensive MVP, wrestling MVP and track MVP at West Hill Collegiate.

**Varsity:** 2007: Dressed for seven games...Recorded two solo tackles.

2006: Redshirted

---



**Cameron Deans #58**

Offensive Line

**Eligibility:** 5

**Ht:** 6'3" **Wt:** 275

**High School:** Leaside H.S.

**Hometown:** Toronto, Ont.

**Course:** Psychology V

**OVFL:** A Toronto Thunder alumnus.


**Varsity:**

2008 East-West Bowl: Dressed for the East, starting at left tackle

2007: Dressed for all eight games, starting at left tackle...Named U of T top offensive lineman.

2006: Dressed for seven games, starting five at left tackle.

---





**Matt D'Souza #18**  
 Cornerback  
**Eligibility:** 4  
**Ht:** 5'6" **Wt:** 150  
**High School:** Notre Dame C.S.S.  
**Hometown:** Pickering, Ont.  
**Course:** Religion/Philosophy IV

**High School:** A three-time athlete of the year at Notre Dame...In four seasons with the Notre Dame Cougars, the team earned three LOSSA gold medals.

**Varsity:**

2008 East-West Bowl: Dressed for the East

2007: Dressed all eight games, starting at cornerback at York (Sept. 29)...Led the team with 24 punt returns for 152 yards...Scored a touchdown vs. Laurier (Sept. 14)...Also recorded seven solo tackles...Named an OUA second team all-star for kick returner.

2006: Started all eight games at cornerback...Dominated special teams as a returner, setting a team and OUA record for kickoff return yardage in a season (729 yards), equating to a 23.5 yard average...Was also the Blues leader on punt returns with 255 yards...Had a personal-best kickoff return of 73 yards against Western (Oct. 7)...Had three games of more than 100 yards of kickoff returns: 151 yards at Windsor (Sept. 9), 129 yards against Western (Oct. 7) and 185 yards against Ottawa (Oct. 21)...Also ranked third on the team with 29.0 tackles...Won the team top special teams player award.

2005: Dressed for every game at cornerback...Saw extensive action on kickoff returns in his rookie season, ranking second on the team in kickoff return yardage (271) and averaging 17.0 yards per return.

**Regular Season Career Statistics**

**Defensive**

	Solo	Asst	Total	FF	KD
2007	7	1	7.5	0	0
2006	24	10	29.0	1	1

**Kickoff Returns**

	No	Yds	Avg	Long
2005	16	271	17.0	26
2006	31	729	23.5	73
2007				
<b>Total</b>	<b>47</b>	<b>1000</b>	<b>21.3</b>	<b>73</b>

**Punt Returns**

	No	Yds	Avg	Long
2005	5	32	6.4	15
2006	32	255	8.0	35
2007	24	152	6.33	20
<b>Total</b>	<b>61</b>	<b>439</b>	<b>7.19</b>	<b>35</b>





**Mark Evans #92**  
 Defensive End  
**Eligibility:** 3  
**Ht:** 6'7" **Wt:** 280  
**High School:** Jacob Hespler S.S.  
**Hometown:** Cambridge, Ont.  
**Course:** Civil Engineering III

**Personal:** Brother, Scott, plays offensive line at Laurier and was a second team all-Canadian in 2006.

**High School:** Named a conference all-star.

**OVFL:** An alumnus of the Cambridge Lions.

**Varsity:**

2007: Dressed and started in five games...Recorded nine solo tackles and one sack....Recorded season-high four solo tackles vs. Windsor (Oct. 5).

2006: Started all eight games at defensive end...Led the Blues with four sacks and two fumble recoveries...In his CIS debut at Queen's (Sept. 4), made five solo tackles, one sack, one forced fumble and one fumble recovery.

**Regular Season Career Statistics**

**Defensive**

	Solo	Asst	Total	Sacks	FF	FR
2007	9	1	9.5	1	0	0
2006	12	9	16.5	4	1	2



**Shaun Feasby #68**  
 Defensive Back  
**Eligibility:** 2  
**Ht:** 6'4" **Wt:** 300  
**High School:** Uxbridge S.S.  
**Hometown:** Uxbridge, Ont.  
**Course:** Life Science II

**Personal:** Brother, Christopher Feasby, plays rugby for the Brock Badgers.

**Varsity:**

2007: Dressed in all eight games.



**Adam Fehler #90**  
 Linebacker  
**Eligibility:** 2  
**Ht:** 6'0" **Wt:** 240  
**High School:** Michael Power  
**Hometown:** Toronto, Ont.  
**Course:** History II

**High School:** Was a two-time team MVP at Michael Power.

**OVFL:** Won an OVFL championship with the Etobicoke Eagles.

**Varsity:**

2007: Dressed all eight games, started in seven...Recorded ten solo tackles for the season...Had a season-high four solo tackles at McMaster (Sept. 22).



**John Gibbs #64**

Offensive Line  
**Eligibility:** 2  
**Ht:** 6'5" **Wt:** 275  
**High School:** St. Peter's  
**Hometown:** Bridgenorth, Ont.  
**Course:** History III

**Varsity:**

2007: Dress all eight games.  
2006: Dressed for one game, suiting up for the season finale against Ottawa (Oct. 21).

---



**Andrew Gillis #3**

Quarterback  
**Eligibility:** 2  
**Ht:** 5'10" **Wt:** 178  
**High School:** Markham District HS  
**Hometown:** Markham, Ont.  
**Course:** Humanities II

**OVFL:** Played for the Toronto Thunder, earning team MVP honours, in addition to offensive player of the year and rookie of the year laurels.

2007: Dressed all eight games, started in five...Shared quarterback duties with David Hamilton... Second on the team with 688 yards passing...Recorded longest pass of 95 yards...Third on the team in rushing with 145 yards...Scored first CIS touchdown vs. Queen's (Oct. 20).

---



**George Gretes #9**

Quarterback  
**Eligibility:** 2  
**Ht:** 6'1" **Wt:** 205  
**High School:** Northern SS  
**Hometown:** Toronto, Ont.  
**Course:** Political Science II

**Personal:** Father, Tom Gretes, was head coach of the York Lions from 2000 through 2007 and an assistant coach with the Blues for four seasons. George is the vice-president of the Greek Student Association at the University of Toronto.

**High School:** Named Northern's athlete of the year in grade 12, and also earned the most valuable player awards in rugby and football.

**OVFL:** Played for the Metro Toronto Wildcats.

**Varsity:**

2007: Dressed for three games.



**David Hamilton #12**

Quarterback  
**Eligibility:** 5  
**Ht:** 6'0" **Wt:** 180  
**High School:** Lorne Park S.S.  
**Hometown:** Mississauga, Ont.  
**Course:** Human Biology V

**Personal:** David's sister, Lori, competes in gymnastics at the University of Illinois...His grandfather, Bob Leggat, played football at McMaster from 1943 to 1946...His other grandfather, Stan Hamilton, played briefly with the Regina Roughriders before World War II.

**High School:** Earned the Lorne Park football coach's award and athlete of the year.

**OVFL:** The Mississauga Warriors rookie of the year for 2003...Also a 2004 OVFL all-star at quarterback on a championship team.

**Varsity:**

2007: Dressed for five games, started in three...Shared quarterback responsibilities with Andrew Gillis... Ranked first on the team passing for 811 yards...Had a season-high 178 yards passing at York (Sept. 29), completing 13 of 25 attempts and scoring one touchdown...Named an academic all-Canadian

2007 East-West Bowl: Saw action at quarterback for the East team in the third quarter, completing two of three attempts for 11 yards.

2006: Took over primary quarterbacking duties, starting all eight games at pivot...Passed for 1586 yards, ranking eighth on the Blues all-time single-season passing list...Amassed a career-high 378 yards passing against Waterloo on Sept. 16...Scored his first CIS touchdown with a one-yard run at York (Sept. 30)...Caught a two-yard pass from Mark Stinson at Laurier (Oct. 14)...Named the team's top offensive back..

2005: Dressed for eight games at quarterback, starting in weeks three through five...Shared quarterbacking duties with Mark Stinson, and led the team with 808 yards passing...Also ranked third on the team in rushing yardage with 108 yards...Threw his first CIS touchdown pass at Waterloo (Sept.), connecting with Tony Mammoliti in the fourth quarter for a 25-yard major...Had a season-high 278 yards passing against York, completing 19 of 29 attempts.

2004: Backed up Mark Stinson at quarterback...Made his first start on October 2 against Windsor.

**Regular Season Career Statistics**

**Passing**

	Att	Comp	Pct	Yds	Lg	TD	INT
2004	56	19	.339	273	57	0	5
2005	119	50	.420	808	93	5	9
2006	257	135	.525	1586	45	5	8
2007	124	59	.476	811	61	2	7
<b>Total</b>	<b>556</b>	<b>253</b>	<b>.45</b>	<b>3478</b>	<b>93</b>	<b>12</b>	<b>29</b>

**Rushing**

	No	Yds	Avg	Long	TD
2004	8	56	14.3	15	0
2005	26	108	4.2	21	0
2006	25	106	4.2	13	1
2007	9	28	3.11	9	1
<b>Total</b>	<b>59</b>	<b>270</b>	<b>4.75</b>	<b>58</b>	<b>2</b>



**Jakub Husika #11**

Defensive Back

**Eligibility:** 2

**Ht:** 5'11" **Wt:** 185

**High School:** Richview C.I.

**Hometown:** Rexdale, Ont.

**Course:** Commerce II

**Personal:** His father was a member of the Yugoslavia gymnastics team.

**OVFL:** Played for the Etobicoke Eagles.

**Varsity:**

2007: Dressed for one game at Western (Oct. 13).

---



**Josh Jankovics #77**

Defensive Line

**Eligibility:** 2

**Ht:** 6'2" **Wt:** 272

**High School:**

**Hometown:** Nelson, Ont.

**Course:** Arts & Science

**Varsity:**

2007: Dressed for seven games, starting for one at McMaster (Sept. 22)...Recorded one solo tackle vs Laurier (Sept. 14).



**Cory Kennedy #83**

Receiver

**Eligibility:** 5

**Ht:** 6'1" **Wt:** 175

**High School:** Gloucester H.S.

**Hometown:** Metcalfe, Ont.

**Course:** FPEH V

**Personal:** Named the 2002 offensive player of the year for the South Gloucester Raiders (NCAFA)... Twin brother of second-year Blues DB Kyle Kennedy...Step-brother, James, plays football at St. FX.

**OVFL:** Was a 2004 OVFL East all-star and named the receiver of the year for the Cumberland Panters.

**Varsity:**

2007: Started all eight games at wide receiver...Second on the team with 376 yards receiving...Had his longest reception vs. Windsor (42 yards)...Named the Varsity Blues best receiver...Won the Dean's Student Leadership award.

2007 East-West Bowl: Caught two passes for 13 yards with the East team.

2006: Started all eight games at wide receiver...Led the Blues with 493 yards receiving...Had 100-yard games in consecutive weeks, amassing 103 yards against Waterloo (Sept. 16) and 168 yards at Guelph (Sept. 23)...Scored both of his receiving touchdowns at Guelph (Sept. 23), and also had one four-yard kickoff return in the same game.

2005: Started at receiver for all eight games, moving from slotback to wide receiver after week one...Led Blues receivers with four receiving touchdowns, and ranked second in yards receiving with 337...Had a season-high 108 yards receiving and six catches against Ottawa (Oct. 8)

2004: Made his CIS debut on Sept. 11 at Waterloo...Made his first start, at wide receiver, the following week (Sept. 18 vs. McMaster), and held the starting role for the rest of the season...Ranked third on the receiving corps with 140 yards receiving...Had one kickoff return for 14 yards at McMaster (Sept. 18).

**Regular Season Career Statistics**

**Receiving**

	No	Yds	Avg	Long	TD
2004	14	140	10.0	28	0
2005	21	337	16.0	38	4
2006	48	493	10.3	50	2
2007	32	376	11.75	49	0
<b>Total</b>	<b>115</b>	<b>1346</b>	<b>11.7</b>	<b>50</b>	<b>6</b>





### **Kyle Kennedy #24**

Defensive Back

**Eligibility:** 2

**Ht:** 6'1" **Wt:** 185

**High School:** Gloucester HS

**Hometown:** Metcalfe, Ont.

**Course:** Humanities III

**Personal:** Brother of veteran Blues receiver Cory Kennedy...Step-brother, James, plays football at St.FX  
**QJFL:** Played for the Ottawa Sooners...Made a 100-yard kickoff return for a touchdown on Oct. 21, 2006 in a 53-0 victory over the Joliette Pirates...Named the Sooners defensive back of the year.

**Varsity:**

2007: Played in all eight games...Third on the team in total tackles (34)...Had 29 solo tackles and team –high five interceptions.

---



### **Zak Kolkowski #20**

Running Back

**Eligibility:** 2

**Ht:** 5'9" **Wt:** 185

**High School:** Renfrew C.I.

**Hometown:** Renfrew, Ont.

**Course:** History II

**Varsity:**

2007: Dressed for four games.

---



### **Chris Kowalczyk #60**

Offensive Line

**Eligibility:** 3

**Ht:** 6'5" **Wt:** 300

**High School:** St. Thomas Aquinas

**Hometown:** Brampton, Ont.

**Course:** Geography / History V

**High School:** Named the team MVP in grade 10.

**Varsity:**

2007: Started all eight games at guard.

2006: Dressed for five games, starting three at right tackle.





**Jeff LaForge #89**  
 Wide Receiver  
**Eligibility:** 5  
**Ht:** 6'3" **Wt:** 205  
**High School:** John McCrae S.S.  
**Hometown:** Ottawa, Ont.  
**Course:** History V

**Personal:** Godfather, Stephan Jones, is former CFL all-star receiver.  
**High School:** Named the offensive player of the game at the 2004 NCAFA and AIA all-star games.  
**OVFL:** Played for the Ottawa Myers Riders.  
**Varsity:**

2008 East-West Bowl: Dressed for the East.  
2007: Dressed for all eight games, starting in four at slotback...Third on team in receptions with 191 yards...Recorded season-high reception of 78 yards at Ottawa (Sept. 8).  
2006: Dressed for all eight games, starting six at wide receiver...Posted a season-high 65 yards receiving at Windsor (Sept. 9), also making one solo tackle in the game...Caught a 10-yard touchdown pass from David Hamilton in the season finale against Ottawa (Oct. 21).  
2005: Dressed for six games at wide receiver, starting two...Had a season-high four receptions for 57 yards at Guelph (Oct. 1)...Also posted 35 yards on two receptions in the season finale against McMaster (Oct. 22).  
2004: First dressed against McMaster (Sept. 18)...Made his first start at wide receiver against Waterloo (Oct. 16)...Ranked second on the team in yards receiving (151).

**Regular Season Career Statistics**  
 Receiving

	No	Yds	Avg	Long	TD
2004	9	151	16.8	57	1
2005	6	92	15.3	26	0
2006	9	106	11.8	33	1
<b>Total</b>	<b>24</b>	<b>349</b>	<b>14.5</b>	<b>57</b>	<b>2</b>



**D'Arcy McKeown #52**  
 Offensive Line  
**Eligibility:** 3  
**Ht:** 6'2" **Wt:** 225  
**High School:** St. Michael's College School  
**Hometown:** New York, N.Y.  
**Course:** Political Science III

**Personal:** Father, Bob, played for the Ottawa Rough Riders (1971-1976) and won the Grey Cup in 1973.  
**High School:** Captain of the 2004 St. Michael's Kerry Blues' 2004 Metro Bowl champions.  
**Varsity:**  
2007: Dressed for six games.  
2006: Dressed for the final seven weeks of the season as a backup centre...Made one assisted tackle at Laurier (Oct. 14).



**Drew Meerveld #84**

Slotback

**Eligibility:** 2

**Ht:** 6'6" **Wt:** 230

**High School:** Woodland Christian

**Hometown:** Guelph

**Course:** Business Management III

**Varsity:**

2007: Dressed for eight games, started at running back for six...Recorded a season-high three receptions for 29 yards at McMaster (Sept. 22)...Scored his first CIS touchdown vs Windsor (Oct. 5)...Was named U of T's most improved player.

---



**Jason Pearson #31**

Running Back

**Eligibility:** 2

**Ht:** 5'8" **Wt:** 190

**High School:** Notre Dame S.S.

**Hometown:** Ottawa, Ont.

**Course:** Arts & Science II

**Varsity:**

2007: Dressed for two games...Recorded two rushes for 13 yards vs. Western (Oct. 13)... Had a season-high 11 yard rush vs. Western (Oct. 13).

---



**Michael Prempeh #80**

Wide Receiver

**Eligibility:** 2**Ht:** 5'11" **Wt:** 185**High School:** St. Edmund Campion**Hometown:** Toronto, Ont.**Course:** History III**High School:** Team captain at St. Edmund Campion.**OVFL:** Was the 2006 team MVP of the Etobicoke Eagles Junior Varsity team.**Varsity:**2007: Dressed in all eight games, starting at running back for six...Made 11 receptions for 156 yards...Scored his first CIS touchdown at York (Sept. 29).**David Scott-McDowell #63**

Centre

**Eligibility:** 5**Ht:** 6'0" **Wt:** 280**High School:** Burlington Central HS**Hometown:** Burlington, Ont.**Course:** FPEH V**High School:** Competed in football, baseball and track & field.**OVFL:** Played two seasons for the Halton Invictas, earning the team most valuable offensive lineman award.**Varsity:**2007: Started all eight games at centre.2007 East-West Bowl: Dressed for the East team.2006: Started all eight games at centre.2005: Dressed at centre for all eight games, starting the first five...Made one solo tackle at Guelph (Oct. 1) and one assist against York (Sept. 17).**Regular Season Career Statistics****Defensive**

	Solo	Asst	Total
2005	1	1	1.5

**Kyle Serkies #45**

Linebacker

**Eligibility:** 2**Ht:** 6'2" **Wt:** 200**High School:** Meadowvale S.S.**Hometown:** Mississauga, Ont.**Course:** Engineering II**High School:** Team captain from 2002 to 2006...Named Meadowvale's top defensive player of 2003.**OVFL:** Played for the Mississauga Warriors.**Varsity:**2007: Dressed all eight games, started at linebacker for two...Made seven solo tackles and five assisted tackles...Made a season-high three solo tackles vs. Western (Oct. 13).



**Willie Sharpe #29**  
 Defensive Back  
**Eligibility:** 2  
**Ht:** 6'0" **Wt:** 186  
**High School:** Renfrew C.I.  
**Hometown:** Renfrew, Ont.  
**Course:** Engineering Science II

**High School:** Team captain at Renfrew and also named football MVP...Also played soccer and basketball.

**Varsity:**

2007: Started all eight games...Made 18 solo tackles this season...Made season-high four solo tackles vs. Windsor (Oct. 5) and Queen's (Oct. 20)...Named 2007 Varsity Blues rookie of the year.



**Scott Smith #42**  
 Linebacker  
**Eligibility:** 3  
**Ht:** 5'11" **Wt:** 205  
**High School:** Leaside  
**Hometown:** Toronto, Ont.  
**Course:** Urban Studies III

**Personal:** Named the 2003 rookie of the year of the Scarborough Thunder (COMFL).

**High School:** Named the Leaside Lancers football MVP in 2004 and 2005...Most memorable sports moment: scoring two touchdowns to lead a come-from-behind victory over Lawrence Park.

**Varsity:**

2007: Started all eight games at linebacker...Ranked first on the team with three sacks and second with 40 solo tackles...Had a season-high nine solo tackles vs. Windsor (Oct. 5)...Named U of T's linebacker of the year.

2006: Dressed for seven games, starting four at linebacker...In his rookie season, started at outside linebacker in the season opener at Queen's (Sept. 4) and made two solo tackles...Had a pair of fumble recoveries at York (Sept. 30)...Amassed a season-high seven solo tackles against Western (Oct. 7).

**Regular Season Career Statistics**

**Defensive**

	Solo	Asst	Total	FF	FR
2007	40	20	50	1	1
2006	20	6	23.0	1	2





**Mark Stinson #7**

Slotback  
**Eligibility:** 5  
**Ht:** 5'10" **Wt:** 185  
**High School:** Henry Wise Wood  
**Hometown:** Calgary, Alta.  
**Course:** Employment Relations V

**Personal:** Mark's sister, Laura, played four seasons of CIS soccer with the Calgary Dinos, helping the team to a national title.

**Varsity:**

2007: Started all eight games at slotback...First on the team with 386 yards receiving...Second on the team with 205 rushing yards...Replaced injured kicker Joe Vallentini making four kickoffs for 152 yards...Made 13 punt returns for 58 yards...Was third on the team in scoring with two touchdowns...Led the team in punting with 2105 yards on 65 attempts...Named most inspirational player as voted by his teammates...Attended CFL evaluation camp (Mar. 14-16, 2008).

2007 East-West Bowl: Dressed for the East Team.

2006: Won the Johnny Copp Memorial Trophy as the team MVP...Switched from quarterback to running back/slotback during training camp...Giving the versatility of a traditional offensive halfback, Stinson ranked second on the team in rushing (143 yards) and third in receiving (405 yards)...Dressed for all eight games...Had a season-high 57 yards rushing on 10 attempts against Waterloo (Sept. 16), while scoring one receiving and two rushing touchdowns...Came on in relief of quarterback David Hamilton at Guelph (Sept. 23), completing 18 of 32 passes for 268 yards and two touchdowns...Had his first 100-yard receiving game with six receptions for 100 yards against Western (Oct. 7)...Closed the season against Ottawa with a personal-best nine-reception, 123-yard performance (Oct. 21).

2005: Dressed for seven games, missing week three...Started five games at quarterback...Alternating with David Hamilton at quarterback, Stinson passed for 806 yards on the season...Ranked second on the team with 213 yards rushing...Had a season-high 230 yards passing at Guelph (Oct. 1).

2004: In his rookie season, led the team with 894 yards passing...Ranked second on the team with 262 yards rushing...Scored his first CIS rushing touchdown at McMaster (Sept. 18), on a two-yard carry.

**Regular Season Career Statistics**

**Passing**

	Att	Comp	Pct	Yds	Lg	TD	INT
2004	160	66	.413	894	66	4	10
2005	131	58	.443	806	30	3	5
2006	36	19	.528	270	50	2	3
2007	5	1	.20	42	28	0	0
<b>Total</b>	<b>332</b>	<b>144</b>	<b>.43</b>	<b>2012</b>	<b>66</b>	<b>9</b>	<b>18</b>

**Punting**

	No	Yds	Avg	Long
2004	14	326	23.3	38
2005	19	611	32.2	58
2006	1	34	34.0	34
2007	65	2105	32.38	70
<b>Total</b>	<b>99</b>	<b>3076</b>	<b>31.07</b>	<b>70</b>

**Rushing**

	No	Yds	Avg	Long	TD
2004	40	262	6.6	39	3
2005	30	213	7.1	21	0
2006	26	143	5.1	15	3
2007	39	205	5.26	21	2
<b>Total</b>	<b>135</b>	<b>823</b>	<b>6.09</b>	<b>39</b>	<b>8</b>

**Receiving**

	No	Yds	Avg	Long
2004	2	33	16.5	24
2005	0	-	-	-
2006	32	405	12.7	29
2007	34	386	11.35	32
<b>Total</b>	<b>68</b>	<b>824</b>	<b>12.11</b>	<b>32</b>

## Blues Rookies to Watch



### **Lincoln Bryan #65**

Defensive Line

**Eligibility:** 1

**Ht:** 6'2" **Wt:** 320

**High School:** Central Technical School

**Hometown:** Toronto, Ont.

**Course:** Arts & Science I

**Personal:** Uncle, Don Williams, played football for the Guelph Gryphons and holds the CIS record for longest interception return (112 yards) at Windsor on September 26, 1981.

**High School:** Played on the senior Varsity team in grade 10 and received rookie of the year status...Captained the Central Tech. football team in his last year...Competed in shot put and discus and was named athlete of the year for track & field...Was the Student Council President for two years and Treasurer for one...Most recently attended Fork Union Military Academy in Virginia for one year.

**OVFL:** Played for the Etobicoke Eagles.



### **Matthew Morris #2**

Free Safety

**Eligibility:** 1

**Ht:** 5'10" **Wt:** 188

**High School:** Cedarbrae C.I.

**Hometown:** Scarborough, Ont.

**Course:** Humanties III

**High School:** Three-time Cedarbrae football most valuable player...Named the most valuable player at the Metro Bowl in 2003...Attended Western Reserve Academy in Hudson, Ohio.

**Previous Post-Secondary:** Attended Colgate University (Division 1) on scholarship for two years...Transferred to Saginaw Valley University (Division 2) for one season on scholarship but did not play due to injury.

**OVFL:** Played for the Toronto Thunder.



### **Earl Johnson #88**

Reciever

**Eligibility:** 3

**Ht:** 6'1" **Wt:** 215

**High School:** Forest Park S.H.

**Hometown:** Baltimore, Md.

**Course:** Arts & Science I

**Personal:** Born in Montego Bay, Jamaica... Volunteered at Winston Middle School as a mentor.

**Previous Post-Secondary:** Attended Morgan State University on football scholarship from 2004-06...Named special teams player of the year in 2006.

**CFA:** Played for the Maryland Stingers in the Colonial Football Association....



### **Johnathan Wright #32**

Running Back

**Eligibility:** 1

**Ht:** 5'11" **Wt:** 185

**High School:** Cenntennial College

**Hometown:** Belleville, Ont.

**Course:** FPEH I

**Personal:** Grandfather, Peter, played MLB for the Pittsburg Pirates...Cousin, Jeffrey Jones is an Olympic baseball pitcher...Uncle, Charlie Wright, played football for the Varsity Blues.

**High School:** Named athlete of the year at Cenntennial.

## General Media Information

### Media Guidelines

Requests for media passes should be directed to Mary Beth Challoner (416) 946-5131, [mb.challoner@utoronto.ca](mailto:mb.challoner@utoronto.ca)).

While every effort will be made to accommodate requests for press box space, space in the Varsity Centre press box is limited, and therefore cannot be guaranteed for every game. Only those persons possessing valid credentials will be admitted to the press box. It is recommended that requests for accreditation be made a week in advance of the event for regular season games, or by noon of the Tuesday preceding a playoff game. Any special requests should be directed to Mary Beth Challoner. OUA media passes will be honoured on game day, but press box space cannot be guaranteed if the holder has not made prior arrangements.

Media guides, game notes, statistics, dress rosters and depth charts will be available in the Varsity Stadium press box approximately one hour before game time.


Partisan cheering in the press box will not be tolerated; after one warning, the UofT game staff reserves the right to remove from the press box any members of the media who fail to observe this prohibition.

Game Stats—The official statistical summary will be available approximately thirty minutes after the game. All game stats are available online at [www.oua.ca](http://www.oua.ca) not more than three hours after each game finishes, as well as in the weekly Varsity Blues Football Media Notes package distributed at all games.



# Varsity Blues Football

## 2007 Season in Review





## 2007 OUA Football Results

### Week One – Sunday September 3

**Waterloo 42, Toronto 17 at Toronto**  
 Ottawa 31, Guelph 23 at Guelph  
 Windsor 59, York 0 at Windsor  
 Laurier 36, McMaster 26 at Laurier  
 Queen's 26, Western 20 OT at Western

### Week Two – Saturday September 8

**Ottawa 50, Toronto 7 at Ottawa**  
 McMaster 22, Western 15 at McMaster  
 Waterloo 18, York 15 at Waterloo  
 Laurier 48, Windsor 17 at Laurier  
**Sunday September 9**  
 Queen's 26, Guelph 14 at Queen's

### Week Three – Friday September 14

**Laurier 53, Toronto 10 at Toronto**  
**Saturday September 15**  
 Guelph 47, York 7 at York  
 Queen's 24, McMaster 20 at Queen's  
 Waterloo 26, Windsor 23 at Windsor  
 Ottawa 35, Western 30 at Western

### Week Four – Saturday September 22

**Guelph 66, Toronto 14 at Guelph**  
 Laurier 34, Western 18 at Laurier  
 Ottawa 37, York 3 at York  
 McMaster 32, Windsor 20 at Windsor  
 Waterloo 14, Queen's 13 at Waterloo

### Week Five – Saturday September 29

**McMaster 39, Toronto 11 at McMaster**  
 Ottawa 60, McMaster 7 at McMaster  
 Western 49, Windsor 0 at Western  
 Guelph 41, Waterloo 8 at Waterloo  
 Queen's 38, Windsor 3 at Windsor

### Week Six – Friday October 5

**Windsor 42, Toronto 21 at Toronto**  
**Saturday October 6**  
 McMaster 39, Waterloo 23 at Waterloo  
 Western 11, York 9 at York  
 Laurier 37, Guelph 27 at Guelph  
 Ottawa 13, Queen's 12 at Ottawa

### Week Seven – Saturday October 13

**Western 44, Toronto 1 at Western**  
 McMaster 40, York 13 at McMaster  
 Ottawa 27, Laurier 15 at Laurier  
 Queen's 45, Waterloo 0 at Queen's  
 Guelph 36, Windsor 10 at Windsor

### Week Eight – Saturday October 21

**Queen's 54, Toronto 24 at Toronto**  
 Ottawa 43, Windsor 2 at Ottawa  
 Western 37, Waterloo 3 at Waterloo  
 Laurier 31, York 10 at York  
 McMaster 37, Guelph 36 at Guelph

## PLAYOFFS

### Saturday October 27

OUA Quarter-finals  
 Western 27, Queen's 19 at Queen's  
 Guelph 25, McMaster 21 at McMaster

### Saturday November 3

OUA Semi-finals  
 Western 23, Ottawa 16 at Ottawa  
 Guelph 38, Laurier 31 at Laurier

### Saturday November 10

OUA Final -- Yates Cup  
 Western 34, Guelph 21 at Guelph

### Saturday November 18

CIS Semi-final bowls  
 Uteck Bowl at St. Mary's  
 St. Mary's 24, Laval 2

Mitchell Bowl at Manitoba  
 Manitoba 52, Western 20

### Saturday November 25

VANIER CUP  
 Manitoba 28, St. Mary's 14

### OUA Standings

Team	GP	W	L	PF	PA	PTS
Ottawa	8	8	0	312	110	16
Laurier	8	7	1	278	124	14
Queen's	8	6	2	229	117	12
McMaster	8	5	3	230	221	10
Guelph	8	4	4	255	173	8
Western	8	4	4	223	127	8
Waterloo	8	3	5	123	252	6
Windsor	8	2	6	156	261	4
York	8	1	7	92	279	2
<b>Toronto</b>	<b>8</b>	<b>0</b>	<b>8</b>	<b>111</b>	<b>345</b>	<b>0</b>



## 2007 Varsity Blues Football Statistics – FINAL

### Schedule and Game Results

3 Sept.	Waterloo 42, Toronto 17	at Toronto
8 Sept.	Ottawa 50, Toronto 7	at Ottawa
14 Sept.	Laurier 53, Toronto 10	at Toronto
22 Sept.	McMaster 39, Toronto 11	at McMaster
29 Sept.	York 21, Varsity 20	at York
5 Oct.	Windsor 42, Toronto 21	at Toronto
13 Oct.	Western 44, Toronto 1	at Western
20 Oct.	Queen's 54, Toronto 24	at Toronto

SCORING	TD	FG	1PAT	2PAT	SING	PTS
Kris Newman	4	-	-	-	-	24
Joseph Valtellini	-	2	9	-	-	15
Mark Stinson	2	-	-	-	2	14
David Hamilton	1	-	-	-	-	6
Andrew Gillis	1	-	-	-	-	6
Matthew D'Souza	1	-	-	-	-	6
Michael Prempeh	1	-	-	-	-	6
Drew Meerveld	1	-	-	-	-	6
Jeff Laforge	1	-	-	-	-	6
Derek Batchelor	1	-	-	-	-	6
<b>TOTAL</b>	<b>13</b>	<b>3</b>	<b>10</b>	<b>-</b>	<b>2</b>	<b>125</b>
<b>Opponents</b>	<b>52</b>	<b>51</b>	<b>1</b>	<b>14</b>	<b>5</b>	<b>418*</b>

RUSHING	ATT	YDS	AVG	TD	LONG
Kris Newman	109	617	5.66	4	84
Mark Stinson	39	205	5.26	2	21
Andrew Gillis	27	145	5.37	1	19
David Hamilton	9	28	3.11	1	9
Jason Pearson	2	13	6.50	-	11
<b>TOTAL</b>	<b>189</b>	<b>1020</b>	<b>5.18</b>	<b>8</b>	<b>84</b>
<b>Opponents</b>	<b>261</b>	<b>2085</b>	<b>8.0</b>	<b>30</b>	<b>75</b>

PASSING	COMP	ATT	YDS	%	TD/INT	LONG
David Hamilton	59	124	811	.476	2/7	61
Andrew Gillis	55	135	688	.407	1/7	78
Mark Stinson	1	5	42	.200	0/0	42
George Gretes	1	2	13	.500	0/0	13
<b>TOTAL</b>	<b>116</b>	<b>267</b>	<b>1554</b>	<b>.396</b>	<b>3/14</b>	<b>78</b>
<b>Opponents</b>	<b>240</b>	<b>137</b>	<b>2538</b>	<b>.571</b>	<b>19/7</b>	<b>105</b>

RECEIVING	NO	YDS	AVG	TD	LONG
Mark Stinson	34	386	11.4	-	32
Cory Kennedy	32	376	11.8	-	49
Jeff LaForge	7	191	27.3	1	78
Michael Prempeh	11	156	14.2	1	35
Ken Mazurek	7	148	21.1	-	61
Kris Newman	9	112	12.4	-	50
Drew Meerveld	11	106	9.6	1	17
Walter Cariazo	3	36	12	-	26
<b>TOTAL</b>	<b>114</b>	<b>1511</b>	<b>14.9</b>	<b>3</b>	<b>78</b>
<b>Opponents</b>	<b>137</b>	<b>2538</b>	<b>18.5</b>	<b>19</b>	<b>105</b>

KICKOFFS	NO	YDS	AVG
Joseph Valtellini	16	747	46.69
George Polyzois	1	39	39
Mark Stinson	4	152	38
<b>TOTAL</b>	<b>21</b>	<b>938</b>	<b>41.2</b>
<b>Opponents</b>	<b>63</b>	<b>3339</b>	<b>53.0</b>

PUNTING	NO	YDS	AVG	LONG
Joseph Valtellini	15	495	33	49
Mark Stinson	65	2105	32.4	70
Willie Sharpe	1	19	19	19
<b>TOTAL</b>	<b>81</b>	<b>2619</b>	<b>28.1</b>	<b>70</b>
<b>Opponents</b>	<b>43</b>	<b>1595</b>	<b>37.1</b>	<b>66</b>

PUNT RET.	NO	YDS	AVG	TD	LONG
Derek Batchelor	2	59	29.5	1	16
George Polyzois	1	11	11	-	11
Kris Newman	2	20	10	-	8
Andrew Chittka	1	8	8	-	8
Matthew D'Souza	24	152	6.3	-	20
Mark Stinson	13	58	4.5	-	12
<b>TOTAL</b>	<b>44</b>	<b>316</b>	<b>10.2</b>	<b>1</b>	<b>20</b>
<b>Opponents</b>	<b>68</b>	<b>714</b>	<b>10.5</b>	<b>2</b>	<b>83</b>

FIELD GOALS	ATT	MADE	PCT	LONG
George Polyzois	1	1	100	25
Joseph Valtellini	6	4	66.67	31
<b>TOTAL</b>	<b>7</b>	<b>5</b>	<b>.503</b>	<b>31</b>
<b>Opponents</b>	<b>26</b>	<b>14</b>	<b>.538</b>	<b>39</b>

INT.	NO	YDS	AVG	TD
Kyle Kennedy	5	-4	-1.3	-
Derek Batchelor	4	38	9.5	-
George Polyzois	2	17	8.5	-
<b>TOTAL</b>	<b>7</b>	<b>95</b>	<b>13.6</b>	<b>-</b>
<b>Opponents</b>	<b>11</b>	<b>81</b>	<b>7.4</b>	<b>-</b>

1pt CONVERTS	ATT	MADE	PCT
Joseph Valtellini	12	12	1.00
<b>TOTAL</b>	<b>12</b>	<b>12</b>	<b>1.00</b>
<b>Opponents</b>	<b>51</b>	<b>51</b>	<b>1.00</b>

2pt CONVERTS	ATT	MADE	PCT
Tony Mammoliti	1	1	1.00
<b>TOTAL</b>	<b>1</b>	<b>1</b>	<b>1.00</b>
<b>Opponents</b>	<b>1</b>	<b>1</b>	<b>1.00</b>

FIRST DOWNS	RUN	PASS	PEN	TOT.
Varsity	80	85	22	187

NET OFFENCE	RUN	PASS
Varsity	1000	1475

**PENALTIES**  
Varsity – 101--1035 yards

## 2007 Varsity Blues Football Defensive Statistics

<u>Player</u>	<u>GP</u>	<u>TOT T</u>	<u>SOLO T</u>	<u>ASS T</u>	<u>S</u>	<u>BRKUP</u>	<u>FF</u>	<u>FR</u>	<u>INT</u>	<u>INT(vds)</u>
Derek Batchelor	8	54.50	49	11	0.5	3	2	2	4	38
Scott Smith	8	50	40	20	3	0	1	1	0	0
Kyle Kennedy	8	34	29	10	0	3	1	0	5	-4
Richard White	7	31	23	16	0	0	0	1	0	0
George Polyzois	7	29	25	8	0	1	0	0	2	17
Mike Tutty	8	21.50	20	3	0	2	0	0	0	0
Willie Sharpe	7	19.50	18	3	0	1	0	0	1	0
Robin Holt	5	18.50	13	11	2	0	0	0	0	0
Simon Clarke-okah	4	15.50	15	1	0	0	0	0	0	0
Matt Boyle	6	15.50	11	9	2.5	0	0	1	0	0
Joe Cappiello	8	12.50	10	5	3	0	2	0	0	0
Adam Fehler	6	11.50	10	3	0	0	0	0	0	0
Kevin Asare	6	10.50	10	1	0	0	0	0	0	0
Mike Goncalves	5	10.50	10	1	2	0	0	1	0	0
Kyle Serkies	4	9.50	7	5	0	0	0	0	0	0
Mark Evans	4	9.50	9	1	1	0	0	0	0	0
Matthew D\'souza	8	7.50	7	1	0	0	0	0	0	0
Mark Stinson	8	6.50	6	1	0	0	0	0	0	0
Nick Snow	3	5	3	4	1	0	0	1	0	0
Harry Ngo	3	5	5	0	0	0	0	1	0	0
Mike Bartlett	2	4	4	0	0	0	0	0	0	0
Rolli Adenmoson	4	4	4	0	0	0	0	0	0	0
Mike Ayotte	2	4	3	2	0	0	0	0	0	0
David Bloom	3	4	3	2	0	0	0	0	0	0
Andrew Chittka	5	3.50	3	1	0	0	0	0	0	0
Lucien Henderson	2	2.50	2	1	0	0	0	0	0	0
Jason Pearson	2	2	2	0	0	0	0	0	0	0
Walter Cariazo	5	2	2	0	0	0	0	0	0	0
D\'arcy Mckeown	2	2	1	2	0	0	0	0	0	0
Michael Prempeh	7	2	2	0	0	0	0	0	0	0
Drew Meerveld	6	2	2	0	0	0	0	0	0	0
Dave Scott-mcdowell	2	1.50	1	1	0	0	0	0	0	0
Alex Kaju	2	1	1	0	0	0	0	0	0	0
Kris Newman	8	1	1	0	0	0	0	0	0	0
Chris Kowalczuk	1	1	1	0	0	0	0	0	0	0
Joshua Armstrong	1	1	1	0	0	0	0	0	0	0
Josh Jankovics	2	1	1	0	0	0	0	0	0	0
Cory Kennedy	8	1	1	0	0	0	0	0	0	0
Shaun Feasby	1	1	1	0	0	0	0	0	0	0



**4 September 2007**  
**Waterloo Warriors 42, Varsity Blues 17**  
**Varsity Centre, Toronto**



The Varsity Blues football team opened the 2007 season on Labour Day Monday, in their new home at Varsity Centre, with a disappointing 42-17 loss to the visiting Waterloo.

The opening quarter was a see-saw battle and ended with the Warriors up 1-0. The second quarter however, was Toronto's undoing as penalties and turnovers led to 24 unanswered points by Waterloo and they took a 25-0 lead into the break. A back and forth battle resumed in the second half as the teams exchanged a pair of touchdowns and a pair of field goals.

Andrew Gillis (Markham, ON) replaced starting-quarterback Dave Hamilton (Mississauga, ON) early in the second quarter, which seemed to spark the Blues offensively. Despite some early miscues, the first-year pivot led the Blues in rushing (49) and completed 15 of 29 passes for 243 yards. Cory Kennedy (Metcalfe, ON) led all receivers with 12 catches for 157 yards. Defensively, two young defensive backs made their mark yesterday afternoon. In his second season with the Blues, Derek Batchelor (Mississauga, ON) had eight and a half tackles (eight solo), a forced fumble and an interception, while rookie Kyle Kennedy (Metcalfe, ON) had seven tackles (six solo).

Waterloo's starting quarterback Evan Martin (Kitchener, ON) led a balanced Warriors attack. Martin was 20 of 29 passing for 349 yards and one interception. Ray Nattress (Kitchener, ON) and Sean Cowie (Burlington, ON) both had 100+ yards receiving. Nattress amassed 141 yards on six catches while Cowie 105 yards on 5 catches. Nattress' 71-yard TD catch in early in the third quarter helped seal the deal for the first-year head coach Dennis McPhee and his young Warriors squad.

The Blues had the edge in net offence (461-457), yards passing (398-349) and first downs (27-17). Unfortunately, they also led in fumbles (4-0) and penalties (20-15), which clearly handcuffed the Blues in the second frame. The loss runs Toronto's losing streak to 42 games. The CIS record stands at 47 (York Lions).

**Team Statistics**

	<b>Toronto</b>	<b>Waterloo</b>
First Downs	27	17
Rushing	13-65	24-118
Passing	398	349
Losses	2	10
Net offence	461	457
Passes made-trying-int.	28-54-1	20-29-1
Kick returns-yards-TDs	4-51-0	4-84-0
Punt returns-yards-TDs	8-109-0	8-96-0
Intercepts returns-yards-TDs	1-0-0	1-24-0
Fumbles - lost	5-4	1-0
Sacks by	4	3
Punts – yds-ave-long	9-323-35.89-49	11-368-33.45-69
Penalties-yards	20-138	15-124
Time of Possession	29:10	70:39

**Individual Statistics**

**Rushing (rushes-yards)**

Toronto: Gillis 7-49, Stinson 4-16 2TD  
Waterloo: Martin 9-59, Oud 8-21, Forsyth 5-17

**Passing (att-comp-yds-td-int)**

Toronto: Gillis 29-15-243-0-0, Hamilton 24-13-155-0-1  
Waterloo: Martin 29-20-349-3-1

**Receiving (rec-yards)**

Toronto: Kennedy 12-157, Stinson 6-70, Laforge 2-56, Mazurek 2-29, Meerveld 2-24  
Waterloo: Nattress 6-141, Cowie 5-105, Svec 3-62, Forsyth 5-33



**8 September 2007  
Ottawa Gee-Gees 50, Toronto 7  
Frank Clair Stadium, Ottawa**



Fifth-year kicker Ara Tchobanian set a team record with five field goals and runningback Justin Hammond rushed for 108 yards and three fourth-quarter scores as the third-ranked University of Ottawa Gee-Gees defeated the Toronto Varsity Blues 50-7 Saturday.

Gee-Gees quarterback Josh Sacobie hit Justin Wood-Roy from six yards and second-year receiver Cyril Adjeity from 15 yards in the 23-point second quarter as Tchobanian contributed three field goals - the longest from 28 yards - for a commanding 26-7 Ottawa advantage at the half before a crowd of 2,385 at Frank Clair Stadium.

The 0-2 Varsity Blues extended their winless streak to 43 games dating back six seasons.

Sacobie, Ottawa's fourth-year quarterback from Fredricton, finished with 18 completions on 27 attempts for 273 yards and no interceptions before replaced by rookie backup Bradley Sinopoli in the fourth quarter. Tchobanian, a fifth-year Engineering major who made additional contributions with seven punts for a 39.4-yard average and seven kickoffs, also had a 27-yard field goal in the third quarter to set a team record for field goals in one game. Hammond, who went over 100 yards on just 13 carries, then capped Ottawa's night with rushing scores of 14, 22 and seven yards in the final quarter.

The Gee-Gees, which got two of three interceptions from fourth-year defender David Timmons, improved to 2-0 in the OUA but were stunned by a lone 78-yard Toronto score in the second quarter after Varsity Blues quarterback Andrew Gillis found receiver Cory Kennedy, an Ottawa native, alone behind coverage down the sideline.

**Team Statistics**

	<b>Toronto</b>	<b>Ottawa</b>
First Downs	12	33
Rushing	17-44	28-212
Passing	203	321
Losses	13	0
Net offence	247	533
Passes made-trying-int.	12-29-3	21-32-0
Kick returns-yards-TDs	7-127-0	1-8-0
Punt returns-yards-TDs	6-13-0	10-85-0
Intercepts returns-yards-TDs	0-0-0	3-10-0
Fumbles - lost	2-0	0-0
Sacks by	5	2
Punts - yds-ave-long	13-40-4-31.08-48	7-27-4-39.14-47
Penalties-yards	21-232	12-97
Time of Possession	22:30	31:59

**Individual Statistics**

<b>Rushing (rushes-yards)</b>
<u>Toronto:</u> Newman 8-22, Gillis 2-9, Stinson 6-1.
<u>Ottawa:</u> Hammond 13-108, Mason 9-60, Bearss 4-37
<b>Passing (att-comp-yds-td-int)</b>
<u>Toronto:</u> Gillis 29-12-203-1-3
<u>Ottawa:</u> Sacobie 27-18-269-2-0, Sinopoli 5-3-52-0-0
<b>Receiving (rec-yards)</b>
<u>Toronto:</u> Laforge 1-78, Newman 4-41, Prempeh 1-31, Cariazo 1-26, Stinson 3-16
<u>Ottawa:</u> Samuel 4-72, Adjeity 2-66, Hammond 3-42, Bolduc 2-36



14 September 2007  
 Laurier Golden Hawks 53, Varsity Blues 10  
 Varsity Centre, Toronto



Friday night was Homecoming night at the new Varsity Centre; however, it was overshadowed by heavy rain, gusts of wind and a disappointing 53-10 loss to the visiting Wilfrid Laurier Golden Hawks.

The Blues dug themselves into a hole early in the first quarter. A Golden Hawks interception, fumble recovery and blocked punt led to three first-quarter touchdowns and an early 21-0 lead.

The weather continued to play havoc but Blues gutted it out with a gritty effort to get back into the game. They executed some impressive offensive drives late in the first quarter and into the second, spurred by key runs from Kris Newman and Mark Stinson, which led to a George Polyzois 26-yard field goal. Varsity's Richard White and Derek Batchelor's combine seven tackles keyed a defensive stand that held Laurier to six second-quarter points.

The second half kicked off with a bang, literally, as the Blues Matt D'Souza returned the opening kick-off 97 yards for the team's first touchdown of the night. This was the longest kick-off return the Golden Hawks have conceded in the past two seasons.

Laurier answered the U of T touchdown just three minutes later with a major of their own, sealing the fate of Varsity's 44-consecutive loss. Polyzois had a great third quarter defensively tallying 3.5 tackles and intercepting a sure touchdown on the Blues goal line, returning 16 yards and setting up Blues offense some extra room to work with.

Unfortunately, it was a more than some extra that the Blues would need. They simply had no answer for the Laurier running game as the Golden Hawks amassed a total of 446 yards rushing on 41 carries. OUA rushing leader Ryan Lynch and his back-up, Steve Turner, ran for a combined 278 yards and five touchdowns.

**Team Statistics**

	<b>Toronto</b>	<b>Laurier</b>
First Downs	8	21
Rushing	36-157	41-451
Passing	13	90
Losses	10	5
Net offence	160	536
Passes made-trying-int.	5-23-2	7-12-1
Kick returns-yards-TDs	8-193-1	1-2-0
Punt returns-yards-TDs	4-29-0	6-85-0
Intercepts returns-yards-TDs	1-17-0	2-1-0
Fumbles - lost	2-2	5-5
Sacks by	2	4
Punts – yds-ave-long	12-280-23.3-41	5-162-32.4-40
Penalties-yards	9-91	4-45
Time of Possession	35:22	24:38

**Individual Statistics**

<b>Rushing (rushes-yards)</b>
<u>Toronto:</u> Stinson 12-66, Newman 18-56, Gillis 4-13, Gretes 2-12
<u>Laurier:</u> Turner 12-144, Lynch 11-133, Thompson 5-76, Noble 2-31
<b>Passing (att-comp-yds-td-int)</b>
<u>Toronto:</u> Gillis 20-4-37-0-2, Gretes 2-1-13-0-0, Stinson 1-0-0-0
<u>Laurier:</u> Noble 4-4-56-0-0, Thompson 4-2-28-0-0, Wilsack 4-1-5-0-1
<b>Receiving (rec-yards)</b>
<u>Toronto:</u> Stinson 2-22, Kennedy 2-18, Newman 1-10
<u>Laurier:</u> Duru 3-32, Quinney 1-24, Leach 1-17



**22 September 2007**  
**McMaster Marauders 39, Varsity Blues 11**  
**Ivor Wynne Stadium, Hamilton**



At Ivor Wynne Stadium in Hamilton, the Varsity Blues football team held the host McMaster Marauders in check in the first half, allowing six points on two field goals in the first quarter. However, the Blues gave up 33 second-half points as the Marauders downed the Blues 39-11.

Kris Newman tallied 125 rushing yards and one touchdown on 17 carries for the Blues in the losing cause. He reached pay dirt on a 79-yard scamper late in the second quarter. Rookie quarterback, Andrew Gillis, was 19-35 for 168 yards and veteran receiver, Mark Stinson, had eight catches for 79 yards. Blues tackle leaders, Derek Batchelor and Scott Smith, continued to produce, adding to their defensive totals with five tackles each. Third-year defensive back, Simon Clarke-Okah led all Blues defenders with six solo stops.

**Team Statistics**

	<b>Toronto</b>	<b>McMaster</b>
First Downs	15	25
Rushing	27-179	33-234
Passing	169	293
Losses	12	7
Net offence	336	520
Passes made-trying-int.	18-37-1	17-30-3
Kick returns-yards-TDs	5-108-0	3-53-0
Punt returns-yards-TDs	4-15-0	4-34-0
Intercepts returns-yards-TDs	3-7-0	1-27-0
Fumbles - lost	2-2	2-2
Sacks by	0	3
Punts – yds-ave-long	11-427-38.8-90	7-238-34.0-47
Penalties-yards	7-71	8-54
Time of Possession	30:40	29:40

**Individual Statistics**

**Rushing (rushes-yards)**

Toronto: Newman 17-125, Gillis 5-38, Stinson 4-6  
McMaster: Caesar 8-73, Nemet 8-56, Hutchinson 5-35

**Passing (att-comp-yds-td-int)**

Toronto: Gillis 36-19-168-0-1, Stinson 1-0-0-0-0  
McMaster: Fantham 30-17-295-2-3

**Receiving (rec-yards)**

Toronto: Stinson 8-79, Mazurek 3-40, Meerveld 3-29  
McMaster: Bradwell 4-107, Serviss 3-73, Ihekwoaba 2-39, Charter 3-21



**29 September 2007**  
**York Lions 21, Varsity Blues 20**  
**York Stadium, Toronto**



The Varsity Blues (0-5) were that close to snapping the losing streak; however it was not to be Saturday afternoon as the York Lions (1-4) prevailed with a nail-biting 21-20 win at York Stadium.

The game was everything a 21-20 victory would indicate. Wild plays, key interceptions, special team heroics and last-second drama.

With the Lions up 5-0 early in the first quarter, the Blues got the break they needed when Derek Batchelor (Mississauga, ON) made a great open-field tackle on a muffed punt to put the Blues offence in great scoring position. Two plays later, Dave Hamilton (Mississauga, ON), put the ball in the hands of Blues rookie Michael Prempeh (Toronto, ON) for his first career touchdown to put the Blues up 7-5. The first half would conclude with Toronto leading 10-5 after a Joe Valtellini (Scarborough, ON) 17-yard field goal and a George Polyzois' (Toronto, ON) interception to kill the last Lions drive of the half.

Hamilton, getting his first start since injuring his ankle in the first game of the season, went 9-17 for 144 yards in the half as Toronto racked up 193 net yards to York's 102.

The fourth quarter saw Batchelor provide another big play when he blocked a York punt and recovered it in the end zone to put the Blues up 17-10. The next 10 minutes would prove to be some of the most exciting in OUA football on this day: York blocked a Toronto punt and recovered it on the one-yard line. Third-year running back Donovan Service would punch it in for the major. Having recorded a single on an earlier drive, the Lions now led 18-17. On the ensuing kickoff, Blues return specialist Matt D'Souza (Pickering, ON) returned the ball 80 yards to put Varsity in scoring range. Valtellini hit a 20-yard field goal to put the Blues on top 20-18. The teams exchange near misses and great defensive stops to keep the score as is.

Under two minutes remaining, a great punt return from fourth-year defensive back Jerome Walker (Brampton, ON) put the Lions within striking distance and with that, Stephen Grochot (Hamilton, ON) calmly stepped up and muscled a field goal over the crossbar to give York a one-point advantage. In a valiant attempt to get down the field quickly, the Blues got themselves into range for one last shot at a game-winning 49-yard field goal. Having courageously come back from arm surgery, Valtellini's heroic effort fell just short as time expired.

**Team Statistics**

	<b>Toronto</b>	<b>York</b>
First Downs	12	17
Rushing	23-83	24-72
Passing	195	221
Losses	8	42
Net offence	270	251
Passes made-trying-int.	16-29-2	17-36-2
Kick returns-yards-TDs	2-91-0	6-142-0
Punt returns-yards-TDs	11-54-1	7-107-0
Intercepts returns-yards-TDs	2-30-0	2-7-0
Fumbles - lost	3-3	2-2
Sacks by	1	5
Punts – yds-ave-long	11-297-27.0-42	12-451-37.6-60
Penalties-yards	10-81	19-173
Time of Possession	28:34	31:09

**Individual Statistics**

**Rushing (rushes-yards)**

Toronto: Newman 20-71, Hamilton 2-7  
York: Service 14-15, Marshall 6-14, Hyatt 3-6

**Passing (att-comp-yds-td-int)**

Toronto: Hamilton 25-13-178-1-2, Gillis 4-3-17-0-0  
York: Hyatt 35-16-204-0-2, Fortier 1-1-17-0-0

**Receiving (rec-yards)**

Toronto: Prempeh 3-68, Stinson 4-65, Kennedy 7-47  
York: Hughes 6-79, Gauthier 6-73, Walker 4-52





**5 October 2007**  
**Windsor Lancers 42, Varsity Blues 21**  
**Varsity Centre, Toronto**



The University of Toronto Varsity Blues football team lost to the Windsor Lancers 42-21 last night at Varsity Centre in Toronto.

With the victory, the Lancers improve their record to 2-4 on the season.

In Toronto, the Blues hung tough with the Lancers thru the first quarter, as each team scored a touchdown in the opening quarter, making it 7-7.

The Lancers then went on the attack, as they scored 16 unanswered points to take a 23-7 halftime lead.

Windsor would then add another touchdown and field goal in the third quarter to take a commanding 33-7 lead en route to the 42-21 victory.

**Team Statistics**

	<b>Toronto</b>	<b>Windsor</b>
First Downs	17	24
Rushing	19-245	56-358
Passing	165	102
Losses	18	5
Net offence	392	455
Passes made-tries-int.	13-33-3	7-16-1
Kick returns-yards-TDs	7-70-0	3-69-0
Punt returns-yards-TDs	6-86-0	5-37-0
Intercepts returns-yards-TDs	1-11-0	3-30-0
Fumbles - lost	3-2	1-0
Sacks by	1	0
Punts – yds-ave-long	10-329-32.9-50	6-251-41.8-56
Penalties-yards	8-138	8-81
Time of Possession	69:59	41:05

**Individual Statistics**

**Rushing (rushes-yards)**

Toronto: Newman 8-155, Stinson 6-74  
Windsor: Stephenson 21-223, Lefaive 19-119, Lumley 4-23

**Passing (att-comp-yds-td-int)**

Toronto: Hamilton 24-12-152-1-2, Stinson 2-1-42-0-0  
Windsor: Lumley 13-7-108-0-1, Petree 2-0-0-0-1

**Receiving (rec-yards)**

Toronto: Kennedy 2-69, Meerveld 4-35 1TD, Laforge 2-32  
Windsor: Harrington 3-56, Postma 1-20



**13 October 2007**  
**Western Mustangs 44, Varsity Blues 1**  
**TD Waterhouse Stadium, London**



The Varsity Blues football team lost 44-1 to the Western Mustangs on Saturday afternoon at TD Waterhouse Stadium in London.

The Mustangs received a two touchdown performance from running back Randy McAuley to hand the Toronto Varsity Blues their 48th straight loss, giving the Blues the record for the longest futility streak in CIS history.

Penalties were once again the Achilles heal for the Blues. They found themselves in difficult situations time and time again due to penalties, one of which negated a 50-yard Kris Newman touchdown run.

Quarterback Dave Hamilton finished 11-25 for 166 yards. Fourth-year co-captain Mark Stinson finished the day with six receptions for 87 yards. Rookie Kris Newman continued to be a bright spot, showing great bursts of speed and scrambling for a hard-fought 64 yards on 15 carries. Blues defensive back Derek Batchelor, who leads the team in tackles, added five more solo tackles and two assists to go along with his two interceptions.

McAuley caught four passes for 70 yards and ran the ball 13 times for 70 yards and two touchdowns to pace the Mustangs. Derek Schiavone booted four field goals for Western, while Nick Kordic intercepted a Hamilton pass for an 85-yard defensive touchdown.

**Team Statistics**

	<b>Toronto</b>	<b>Western</b>
First Downs	13	25
Rushing	26-147	25-140
Passing	186	292
Losses	39	7
Net offence	294	425
Passes made-trying-int.	13-32-2	19-33-2
Kick returns-yards-TDs	3-55-0	2-45-0
Punt returns-yards-TDs	5-1-0	5-58-0
Intercepts returns-yards-TDs	2-8-0	2-125-1
Fumbles - lost	2-2	2-1
Sacks by	4	1
Punts – yds-ave-long	10-33.5-70	7-30.7-43.86-61
Penalties-yards	18-191	11-90
Time of Possession	35:29	24:31

**Individual Statistics**

**Rushing (rushes-yards)**

Toronto: Newman 15-64, Pearson 2-13, Gillis 3-13  
Western: McAuley 13-70 2TD, Faulds 4-31 1TD, Wilson 6-28

**Passing (att-comp-yds-td-int)**

Toronto: Hamilton 25-11-166-0-2, Gillis 7-2-20-0-0  
Western: Faulds 29-18-270-0-1, Howard 4-1-24-0-1

**Receiving (rec-yards)**

Toronto: Stinson 6-87, Mazurek 2-79, Kennedy 1-10  
Western: Bellamy 5-95, McAuley 4-70, Adderley 2-64, Clayton 7-61



**20 October 2007**  
**Queen's Golden Gaels 54, Varsity Blues 24**  
**Varsity Centre, Toronto**



The Varsity Blues football team put forth their best offensive output of the season on Saturday; however it would not be enough as the No. 9 Queen's Golden Gaels, behind the lethal combination of Bagg and Brannagan, bettered the Blues, 54-24, on the final weekend of the OUA regular season.

Running back Kris Newman continued to be an offensive catalyst. Newman was 22 for 148 yards with one touchdown on the ground and also caught a 50-yard pass. Quarterback Dave Hamilton was 10 of 26 for 160 yards. The fourth-year Human Biology student also ran for 15 yards, including a nine-yard touchdown run. Fourth-year receiver Cory Kennedy (Metcalfe, ON) had four catches for 50 yards.

Rookie quarterback Andrew Gillis' rushing touchdown and graduating kicker Joe Valtellini's 31-yard field goal accounted for the other Blues scores.

Gaels' receiver Rob Bagg and quarterback Danny Brannagan connected on nine different occasions, accounting for three of the Queen's seven touchdowns. Bagg had a career day amassing 341 yards on nine catches and three touchdowns. The Kingston native had catches of 89, 90 and 70 yards – all leading to Queen's majors. His 341 yards puts him second on the CIS list for receiving yards in a single game, behind Queen's alum James MacLean (377 vs. Guelph, 2001). Brannagan was 14-22 for 440 yards and four touchdowns.

The Gaels' versatile running back Mike Giffin added to his record-breaking numbers, accumulating 130 yards on the ground, 70 yards in the air and three touchdowns.

**Team Statistics**

	<b>Toronto</b>	<b>Queen's</b>
First Downs	19	25
Rushing	36-229	32-225
Passing	146	479
Losses	47	8
Net offence	328	696
Passes made-trying-int.	10-30-0	18-28-1
Kick returns-yards-TDs	5-76-0	5-45-0
Punt returns-yards-TDs	5-39-0	5-19-0
Intercepts returns-yards-TDs	1-0-0	0-0-0
Fumbles - lost	5-2	0-0
Sacks by	1	2
Punts – yds-ave-long	7-278-39.7-45	7-268-38.3-45
Penalties-yards	8-93	10-70
Time of Possession	30:54	27:23


**Individual Statistics**

<b>Rushing (rushes-yards)</b>
<u>Toronto</u> : Newman 22-126, Stinson 4-40, Gillis 5-26
<u>Queen's</u> : Mike Giffin 17-130, Gordon 7-27, Brannagan 1-25, Therrien 2-20
<b>Passing (att-comp-yds-td-int)</b>
<u>Toronto</u> : Hamilton 26-10-160-0-0
<u>Queen's</u> : Brannagan 22-14-440-4-1, Schrubbs 6-4-52-0-0
<b>Receiving (rec-yards)</b>
<u>Toronto</u> : Newman 1-50, Kennedy 4-50, Laforge 2-25, Stinson 1-17
<u>Queen's</u> : Bagg 9-341, 3-70, Valberg 1-23, Ioannides 1-20

## 2007 Game Participation

x = dressed; [POSITION] = started

	S3	S8	S14	S22	S29	O5	O13	O20	GP
	v.Wat	@Ott	v.WLU	@McM	@Yrk	v.Wind	@UWO	v.Qn's	D/S
2	Marcus Oduru	FS	-	-	x	-	-	-	2/1
3	Alex Kaju	WR	WR	WR	x	x	x	x	8/3
4	Kris Newman	x	x	RB	RB	RB	RB	RB	8/6
6	Simon Clarke-Okah	-	x	x	x	x	x	x	7/0
7	Mark Stinson	SB	SB	SB	SB	SB	SB	SB	8/8
8	Mike Tutty	x	HB	HB	HB	HB	HB	HB	8/7
9	George Gretes	-	x	x	x	-	-	-	3/0
10	Ken Mazurek	RB	RB	SB	SB	SB	SB	SB	8/8
12	David Hamilton	QB	-	-	-	x	x	QB	5/3
13	Joseph Valtellini	K/P	K/P	-	-	K/P	K/P	K/P	6/6
14	Rolli Adenmoson	x	-	-	x	x	x	x	6/0
15	Kevin Asare	HB	x	x	x	x	x	x	8/1
16	Andrew Gillis	x	QB	QB	QB	QB	x	x	8/5
18	Matthew D'Souza	x	x	x	x	C	x	x	8/1
20	Junior Kusi-Achampong	x	-	-	-	-	-	-	7/6
20	Lucien Henderson	-	x	x	x	-	-	-	3/0
21	George Polyzois	-	F	F	F	F	F	F	7/7
22	Derek Batchelor	HB	HB	HB	HB	HB	HB	HB	8/8
23	Jakub Husika	-	-	-	-	-	x	-	1/0
24	Kyle Kennedy	C	C	C	C	C	C	C	8/8
25	Nick Snow	-	-	x	-	x	-	LB	4/2
29	Willie Sharpe	C	C	C	C	C	C	C	8/8
30	Peter Wang	x	-	-	-	-	-	-	1/0
31	Jason Pearson	-	-	-	-	-	x	x	2/0
32	Usman Aziz	x	-	-	-	-	-	-	10
33	Michael Goncalves	E	E	x	-	E	E	-	6/5
34	Walter Cariazo	x	x	x	x	x	-	x	7/0
35	Robin Holt	x	x	-	x	LB	LB	-	6/2
36	Zak Kolkowski	-	x	x	x	x	-	-	4/0
39	Andrew Chittka	RB	x	x	x	x	x	x	8/1
40	Andrew Brankley	G	G	G	G	G	G	G	8/8
41	Richard White	LB	LB	LB	LB	LB	LB	-	8/7
42	Scott Smith	LB	LB	LB	LB	LB	LB	LB	8/8
43	Mike Bartlett	x	x	x	x	x	x	x	8/0
45	Kyle Serkies	x	x	x	LB	x	x	LB	8/2
50	Matthew Boyle	E	E	E	x	x	x	E	8/5
52	D'Arcy McKeown	x	x	x	x	-	x	x	6/0
53	Harry Ngo	-	x	x	x	x	x	x	7/0
55	Adam Fehler	LB	LB	LB	E	E	E	E	8/7
57	Tony Sanchez	x	x	x	x	x	x	x	8/0
58	Cameron Deans	T	T	T	T	T	T	T	8/8
59	Mike Ayotte	-	-	-	x	-	x	x	8/3
60	Chris Kowalczyk	G	G	G	G	G	G	G	8/8
61	Josh Gibbs	x	x	x	x	x	x	x	8/0
63	Dave Scott-McDowell	C	C	C	C	C	C	C	8/8
65	Alex Martseniouk	-	-	-	x	-	-	-	1/0
66	Joshua Armstrong	T	T	T	T	T	T	T	8/8
68	David Bloom	-	DT	DT	DT	DT	x	DT	7/6
77	Josh Jankovics	x	-	x	E	x	x	x	7/1
80	Michael Prempeh	x	x	WR	WR	WR	WR	WR	8/6
82	Bryan Raymond	x	x	x	x	-	x	x	7/0
83	Cory Kennedy	WR	WR	WR	WR	WR	WR	WR	8/8
84	Drew Meerveld	x	x	RB	RB	RB	RB	RB	8/6
89	Jeff Laforge	SB	SB	SB	SB	x	x	x	8/4
90	Shaun Feasby	x	x	x	x	x	x	x	8/0
92	Mark Evans	T	DT	E	DE	-	DT	-	5/5
99	Joe Cappiello	T	DT	DT	DT	DT	DT	DT	8/8



**Varsity Blues Football**  
Record Manual

## A Brief History of Varsity Blues Football



2008 marks the 131st year of football at the University of Toronto. It has been a remarkable history that includes a long list of football firsts, as well as four Grey Cup, two Vanier Cup and 25 Yates Cup championships.

The earliest documented game of "football" on the U of T campus occurred 145 years ago, on nine November 1861, though in the early years the game ran under uniquely local rules that required players to bounce the ball. It was in 1877 that the rules of rugby were introduced to U of T by J.H. Mayne Campbell, giving birth to the modern Varsity Blues football team. Over the next century, the rules of rugby in Canada

gradually evolved into the modern game of Canadian football.

Most of Varsity's early opponents were club teams such as the Hamilton Tigers and the Toronto Argonauts. U of T's first interuniversity game was played in 1879 in Detroit against the University of Michigan, with the two teams battling to a scoreless draw. Varsity's first Canadian university contest was in the fall of 1881, when McGill scored a victory by 'two tries to nothing' on the U of T front campus. As for the nickname 'Blues', it seems that this reference wasn't generally used until the 1930s. Previously, nicknames were not always customary for university teams and references such as 'The Big Blue', 'The Blue and White' and 'The Varsity Blue' appeared interchangeably.

Official interuniversity competition began in 1898, with Varsity capturing the inaugural Yates Cup, and 10 of the first 17 championships. Varsity also claimed national titles in 1905 and 1909 though 1911; with the latter three being best known as they represented the first Grey Cup championships, which is now the pinnacle of the Canadian Football League season.

U of T made their final Grey Cup appearance in 1926, dropping a 10-7 decision to the Ottawa Rough Riders. In the end, Varsity claimed four Grey Cup titles in all ('09,'10,'11,'20). Through the 1920s and 30s U of T captured six Yates Cups, and would add six more before 1970. However, it was in the early 50s that U of T football attracted its largest crowds.

Immediately following the final expansion of Varsity Stadium in 1950, the Varsity Blues averaged 25,593 spectators per game and attracted a university record crowd of 26,764 for a game versus the University of Western Ontario Mustangs on October 21, 1950.

If one team stands out at U of T, it would be the 1958 squad. The team was coached by Dalt White, and is regarded by many as the Varsity Blues' strongest ever. They averaged almost 40 points a game and remain the only U of T football team to go undefeated and untied since the 1910 squad.

Seven years later, White's final season on the sidelines, the Varsity Blues claimed another first, winning the inaugural Vanier Cup championship by a 14-7 score over the University of Alberta. The 1965 team was inducted into the U of T Sports Hall of Fame in 2002.

Meanwhile, since 1965 the Varsity Blues have captured five Yates Cup titles. The Varsity Blues claimed their second Vanier Cup in 1993 under the tutelage of head coach Bob Laycoe. In a thrilling final, Glenn McCausland returned a punt 81 yards for a touchdown, a Vanier Cup record that still stands today, as the Varsity Blues slipped past the University of Calgary 37-34.

## Varsity Blues Football Record

**Varsity Blues Overall Record:** Wins 513, Losses 391, Ties 35, OT losses 1, 940 games

**League Regular Season (since 1898):** Wins 320, Losses 282, Ties 20, OT losses 1, 623 games

**League Playoff Games:** Wins 20, Losses 25; 45 games

**Vanier Cup:** 2 Wins (1965, Alberta, 14-7; 1993, Calgary, 37-34); 1 Loss (1974, Western, 19-15)

**National Semifinals:** 2 Wins (1974, Saint Mary's, 45-1; 1993, Concordia, 26-16); 1 Loss (1983, Queen's, 22-7)

**Dominion/Grey Cup Championships (6):** 1895, 1905, 1909, 1910, 1911, 1920

**Vanier Cup Championships (2):** 1965, 1993

**Yates Cup Championships (25):** 1898, 1899, 1901, 1903, 1905, 1908, 1909, 1910, 1911, 1914, 1920, 1921, 1926, 1932, 1933, 1936, 1948, 1951, 1954, 1958, 1965, 1967, 1974, 1983, 1993

**ORFU Championships (2):** 1895, 1896

## Varsity Blues Head Coaches, 1932 to date

### **WARREN STEVENS**

**1932-1945**

Seasons: 9

Total Games: 72 (44-26-2)

League Games: 52 (32-18-2)

League Playoffs: 6 (3-3-0)

Championships: 3 (1932,33,36)

### **BOBBY COULTER**

**1946-1947**

Seasons: 2

Total Games: 17 (13-3-1)

League Games: 12 (8-3-1)

League Playoffs: 0

Championships: 0

### **BOB MASTERSON**

**1948-1955**

Seasons: 8

Total Games: 72 (45-21-6)

League games: 49 (29-15-5)

League Playoffs: 4 (2-2-0)

Championships: 3 (1948,51,54)

### **DALT WHITE**

**1956-1965**

Seasons: 10

Total Games: 83 (42-39-2)

League Games: 61 (29-31-1)

League Playoffs: 2 (1-1-0)

Championships: 2 (1958,65)

### **RON MURPHY**

**1966-1982**

Seasons: 17

Total Games: 148 (92-50-6)

League Games: 117 (78-34-4)

League Playoffs: 13 (4-9-0)

Championships: 2 (1967,74)

### **DOUG MITCHELL**

**1983-1987**

Seasons: 5

Total Games: 45 (21-24-0)

League Games: 35 (15-20-0)

League Playoffs: 2 (2-0-0)

Championships: 1 (1983)

### **BOB LAYCOE**

**1988-2001**

Seasons: 14

Total Games: 125 (54-69-2)

League Games: 73 (44-59-2)

League Playoffs: 11 (4-7-0)

Championships: 1 (1993)

### **BOB RAINFORD**

**and GIULIO GIORDANI**

**2002**

Seasons: 1

Total Games: 8 (0-8-0)

League Games: 8 (0-8-0)

League Playoffs: 0

Championships: 0

### **STEVE HOWLETT**

**2003-2007**

Seasons: 5

Total Games: 40 (0-39-0-1)

League Games: 40 (0-39-0-1)

League Playoffs: 0

Championships: 0

### **GREG DeLAVAL**

**2008**

## Varsity Blues Assistant Football Coaches, 1946 to date

Name	Yrs	Seasons Coached	Name	Yrs	Seasons Coached
Mark Ackley	2	1981-1982	Jacob Marini	1	2008
Jim Anderson	1	1982	John Martini	3	1983-1985
Mike Bacci	2	2001-2002	Bob Masterson	1	1947
James Baskin	1	2002	Peter Mauro	3	1998-1999, 2004
Richard Bass	2	1988-1989	Ken Mazurek	1	2008
Glenn Beardsley	1	2006	Glenn McCausland	2	2000-2001
Roger Bernardes	3	1994-1995, 1997	John McManus	24	1952-1975
Ozzie Blackett	1	2008	Roy McMurtry	2	1956-1957
Peter Bowman	2	2002, 2006	Rick Meileur	1	2007
Dave Brescacin	2	1983-1984	R. Mitchell	1	1950
David Carnaffan	1	2000	Tom Mooney	2	1983-1984
Donnavan Carter	1	2008	Watson Morris	1	1998
John Casey	2	1962-1963	Rajeev Mullick	1	2007
Keith Castello	5	2004-2008	John Mullins	6	1994-1999
Michael Chykaliuk	3	1961-1963	Ron Murphy	12	1964-1965, 1986-1995
Al Connolly	2	1966-1967	John Musselman	3	1984-1986
Rob Conroy	2	2001-2002	Brad Muxlow	3	1994-1996
Dave Copp	14	1968-1981	Richard Nakatsu	4	1978-1981
D. Cresswell	2	1961-1962	Alex Nayyar	1	1996
Dan Crifo	7	2001-2007	Jim Nicoletti	1	1985
Gino Cundari	5	1982-1986	Jim Palmer	2	1946-1947
R.J. Dann	1	1960	Peter Paputsis	2	1996, 2001
Greg DeLaval	3	2003-2005	John Pitts	2	1998-1999
Brian Devonish	3	1998-2000	Dave Ploughman	4	1990-1993
Dan Dominico	6	1982-1987	George Polyzois	1	2008
Walt Dudar	3	1982-1984	Ryan Prong	1	2006
Wayne Dunkley	8	1974-1981	Amos Pudsey	1	2005
John Engel	1	2008	Bob Rainford	8	1982, 1990-1992, 1994-1996, 2001
Terry Elik	1	2007	Ken Raymond	2	1993-1994
Dan Feraday	5	1983-1985, 2003-2004	Phil Rimmington	1	1967
John Finlayson	1	1986	R.C. Risk	1	1960
Mark Fitzpatrick	1	1996	Dwayne Roberts	2	1998-1999
Phil Fletcher	2	2003-2004	J.R. Roberts	1	1954
Jim Follwell	2	1947-1948	Jason Romisher	1	2005
Ross Francis	1	1987	David Rukavina	1	1994
Dean Gamble	2	1994-1995	Joe Rumolo	4	2005-2008
Greg Gary	1	2008	Robin Rushton	14	1988-1999, 2001-2002
Giulio Giordani	17	1980-1982, 1988-2001	David Scandiffio	2	1994-1995
Tom Gretes	4	1982, 1986, 1993-1994	Steve Shamas	1	1987
Chris Hadley	3	2003-2005	Sanjiv Sawh	1	1996
David Henderson	2	2000-2001	Ronald Singer	1	2002
Tom Hipsz	1	2002	Doug Smith	13	1982-1984, 1986-1995
Bob Howes	2	2003-2004	John Sopinka	2	1958-1959
Ken Hussey	1	1978	W.G. Stevenson	1	1958
Sandro Iaboni	1	2008	Dave Stripe	1	2003
Leonard Jean-Pierre	1	1999	Mario Sturino	4	1996-1997, 2000-2001
D.K. Johnston	2	1959-1960	Peter Suma	1	1997
Jim Kellam	1	1974	Gerry Sutherland	2	1953, 1955
Jack Kennedy	10	1950, 1952-1954, 1956-1961	Lou Tiro	3	1994-1996
Jung-Yul Kim	1	2008	Ron Trentini	1	2007
Rich Klimushko	3	1997-1998, 2000	Jamie Uyeyama	1	2008
Rick Kollins	9	1973-1981	Mike Uhm	1	2002
Ryan Koolen	4	2003-2006	Nick Vescio	1	2007
John Kotsopoulos	2	2000-2001	Ron Wakelin	8	1973-1980
Ron Lancaster Jr.	1	1988	Tom Watt	8	1965-1972
Gerry Lansky	2	1956-1957	Gord Whitaker	1	1987
Mark Lazaruk	1	2000	Dalt White	2	1951, 1955
Bill Levine	4	1981-1982, 1988-1989	Aaron White	3	2001-2003
Granville Liggins	2	1985-1986	F.R. Williams	1	1948
Carter Livingstone	1	2006	Peter Woo	2	1999-2000
Marius Locke	3	2004-2006	Doug Wyles	3	1971-1973
Dan Lumsden	1	2008	Al Young	2	1986-1987
Neil Mairs	1	1995	Ray Zaremba	14	1983-1986, 1988-1996, 1998
Nelson Martin	1	2007	Morris Zubkewych	2	1981-1982



## Varsity Blues Annual Results

\* Indicates League Championship. Team Results by Wins-Losses-Ties(-Overtime Losses)

### Pre-Interuniversity Era – 1877-1897

Season	ORFU	Overall	Captain
1877	---	0-1-0	J.H. Mayne Campbell
1878	---	2-0-1	C.C. McCaul
1879	---	2-1-1	W.D. Gwynne
1880	---	4-1-0	W.D. Gwynne
1881	---	1-2-0	C. Graham Campbell
1882	---	7-2-0	A.H. Campbell
1883	1-1-0	4-2-1	E.S. Wigle
1884	0-1-0	4-3-2	H.B. Cronyn
1885	2-1-0	5-1-1	J.S. MacLean
1886	2-1-1	5-1-2	J.S. MacLean
1887	2-1-0	6-1-0	E.C. Senkler
1888	---	4-1-1	J.H. Senkler
1889	---	7-0-0	Ivan Senkler
1890	0-1-0	2-2-0	G.B. McLean
1891	3-1-0	4-3-1	W.H. Bunting
1892	0-2-0	1-2-1	W.H. Bunting
1893	1-1-0	3-1-0	George Claves
1894	1-1-0	4-2-0	George Claves
1895*	2-2-0	3-2-0	A.F. "Bidly" Barr
1896*	4-0-0	8-1-0	A.F. "Bidly" Barr
1897	0-1-1	1-4-1	J.W. Hobbs

### Interuniversity Era – 1898 to date

Season	League	Overall	Coach	Captains
1898*	3-1-0	6-2-0	A. Williams	"Thrift" Burnside
1899*	3-1-0	3-3-0	A. Williams	A.W. Mackenzie
1900	1-2-1	2-2-1	A. Williams	E.P. Brown
1901*	4-0-0	4-2-0	Hugh Hoyles	Dr. John McCollum
1902	2-2-0	4-2-0	Hugh Hoyles	Dr. George Biggs
1903*	3-0-1	5-0-1	A.F. "Bidly" Barr	Harold Beatty
1904	0-4-0	1-4-0	A.F. "Bidly" Barr	Dr. A.W. McPherson
1905*	6-0-0	7-0-0	A.F. "Bidly" Barr	Casey Baldwin
1906	3-3-0	3-4-0	A.F. "Bidly" Barr	F.F. Montague
1907	3-3-0	3-3-0	Harry Griffith	M.D. Kennedy
1908*	5-1-0	6-2-0	Harry Griffith	F.A. Lee
1909*	5-1-0	7-1-0	Harry Griffith	Jack Newton
1910*	6-0-0	7-0-0	Harry Griffith	Hugh Gall
1911*	5-1-0	6-2-0	Dr. A.B. Wright	Dr. John Maynard
1912	4-2-0	5-6-0	Dr. A.B. Wright	P.G. Campbell
1913	3-3-0	4-3-0	Dr. A.B. Wright	Dr. John Maynard
1914*	3-1-0	7-2-0	Hugh Gall	Charlie Gage
1915-1918	WAR	YEARS		
1919	2-2-0	2-4-0	W.C. Foulds	Joe Breen
1920*	3-1-0	7-1-0	Laddie Cassels	Joe Breen
1921*	2-1-1	3-3-1	Dr. John Maynard	Gordon Duncan

1922	3-1-0	4-2-0	Dr. John Maynard	Dr. Harry Hobbs
1923	1-3-0	3-3-0	Warren Coryell	Dr. G.E. Westman
1924	1-3-0	3-4-0	Jack Newton	Dr. Warren Snyder
1925	1-3-0	2-3-0	A.F. "Biddy" Barr	Dr. C.R. Weber
1926*	2-2-0	6-4-0	Ronnie MacPherson	Dr. Warren Snyder
1927	1-3-0	2-3-0	Ronnie MacPherson	C.F. Trimble
1928	1-3-0	1-4-0	Les Blackwell	Murray Snyder
1929	5-1-0	6-2-0	Ronnie MacPherson	Dr. G.A. Morgan
1930	3-2-1	4-2-1	Les Blackwell	Dr. J.D. Keith
1931	1-5-0	2-6-0	Dr. Harry Hobbs	Dr. R.J. Galloway
1932*	5-1-0	6-3-0	Warren Stevens	Dr. J.D. Sinclair
1933*	4-2-0	6-3-0	Warren Stevens	K.W. Peacock
1934	5-1-0	7-3-0	Warren Stevens	Dr. Andy Henderson
1935	5-0-1	6-1-1	Warren Stevens	Bobby Coulter
1936*	4-2-0	6-2-0	Warren Stevens	Dr. Gus Greco
1937	3-2-1	5-3-1	Warren Stevens	Dr. Turney Williams
1938	3-3-0	4-3-0	Warren Stevens	Dr. Cam Gray
1939	2-4-0	2-5-0	Warren Stevens	Ted Jarvis
1940-1944	WAR	YEARS		
1945	1-3-0	2-3-0	Warren Stevens	Stew Scott
1946	4-2-0	6-2-0	Bobby Coulter	Ruliff Grass
1947	4-1-1	7-1-1	Bobby Coulter	Frank Williams
1948*	4-2-0	6-2-1	Bob Masterson	Ian Clark
1949	2-4-0	4-5-0	Bob Masterson	Arch Jones
1950	2-3-1	4-4-1	Bob Masterson	Jack Gray, Fraser Mustard
1951*	5-0-1	8-0-1	Bob Masterson	John Evans
1952	4-2-1	5-2-1	Bob Masterson	Bruce Miles
1953	5-1-0	6-3-0	Bob Masterson	Al Haig, Roy McMurtry
1954*	3-1-2	6-2-2	Bob Masterson	Steve Oneschuk, Don Smith
1955	4-2-0	6-3-0	Bob Masterson	Phil Muntz, Fred Smale
1956	4-1-1	5-3-1	Dalt White	Ed Skrzypek
1957	3-3-0	4-4-0	Dalt White	Curt Russell
1958*	7-0-0	7-0-0	Dalt White	Gene Chorostecki, Curt Russell
1959	5-1-0	6-1-0	Dalt White	Steve Chisholm, Trevor Eyton
1960	1-5-0	2-5-1	Dalt White	Paul Burroughs, Glen Harding
1961	1-5-0	2-6-0	Dalt White	Doug Boyd, Ron Crawford
1962	2-4-0	4-4-0	Dalt White	Harold Hall, Jim Rhodes
1963	1-5-0	3-6-0	Dalt White	Ray German, Bill Watters
1964	2-4-0	3-6-0	Dalt White	Bob Pampe, Bill Watters
1965*	3-3-0	6-4-0	Dalt White	Bob Pampe, Bryce Taylor
1966	5-1-0	7-2-0	Ron Murphy	Ranny Parker, Don Rogers, Bryce Taylor
1967*	5-0-1	6-1-1	Ron Murphy	Don Rogers, Jim Ware, Mike Wright
1968	4-2-1	4-3-1	Ron Murphy	Arnie Carefoote, Glen Markle, Paul McKay
1969	4-3-0	4-4-1	Ron Murphy	Rich Agro, Jim Kellam
1970	4-1-2	6-1-2	Ron Murphy	Don Fraser, Jim Kellam, Eric Walter
1971	5-3-0	5-3-0	Ron Murphy	Wayne Dunkley, Don Fraser, Hartley Stern
1972	4-2-0	5-3-0	Ron Murphy	Wayne Dunkley, Peter McNabb, Hartley Stern
1973	3-4-0	4-4-0	Ron Murphy	Wayne Dunkley, Brent Elsey, Hartley Stern
1974*	7-0-0	10-1-0	Ron Murphy	Brent Elsey, Ken Hussey, Richard Nakatsu
1975	6-1-0	7-2-0	Ron Murphy	Libert Castillo, Brent Elsey, Richard Nakatsu
1976	6-1-0	6-2-0	Ron Murphy	Brent Elsey, Ken Hussey, Mike Steele, John Vernon
1977	6-1-0	6-3-0	Ron Murphy	Giulio Giordani, Mike Steele
1978	1-6-0	1-7-0	Ron Murphy	Dan Feraday, John Goodrow, Ed McMahon
1979	4-3-0	4-4-0	Ron Murphy	John Brown, Zarko Budisavljevic, Joe Hawco

1980	5-1-1	6-2-1	Ron Murphy	Dan Feraday, Mark Magee, Dave Zilli
1981	5-2-0	6-3-0	Ron Murphy	Sam DiFalco, Dan Feraday, Mark Magee, Dave Zilli
1982	4-3-0	5-5-0	Ron Murphy	Rick Makos, Eric Upshaw, Dave Zilli
1983*	6-1-0	9-2-0	Doug Mitchell	John Finlayson, Roger Lippert, Rick Makos, Eric Upshaw
1984	2-5-0	3-6-0	Doug Mitchell	John Finlayson, Dave Greenaway
1985	3-4-0	4-5-0	Doug Mitchell	Frank Ciulini, Andy McVey, Rob Taylor, Al Young
1986	2-5-0	3-5-0	Doug Mitchell	Frank Ciulini, Andy McVey, Rod Moors, Rob Taylor
1987	2-5-0	2-6-0	Doug Mitchell	Paul Burroughs, Dunc Ellis, John Svab, Jim Urquhart
1988	3-3-1	3-5-1	Bob Laycoe	Stan Bacso, Roger Bernardes, Matt MacKay, Ted Temertzoglou, Jim Urquhart
1989	5-2-0	6-4-0	Bob Laycoe	Dave Blanch, Rob Davidson, Sandro Iaboni, Brent Siemens
1990	5-2-0	7-3-0	Bob Laycoe	Dave Blanch, Eugene Buccigrossi, Sandro Iaboni, Brent Siemens
1991	5-2-0	6-3-0	Bob Laycoe	Dave Blanch, Eugene Buccigrossi, Richard Fischer, Chris Morris
1992	6-1-0	7-2-0	Bob Laycoe	Eugene Buccigrossi, Matt Clark, David Scandiffio, Lou Tiro
1993*	6-1-0	11-1-0	Bob Laycoe	Brian Devonish, Richard Fischer, Brad Muxlow, David Scandiffio
1994	3-4-0	3-6-0	Bob Laycoe	Brian Devonish, Barry McCamus, Mario Sturino, Peter Vasilis
1995	4-3-1	4-4-1	Bob Laycoe	Barry McCamus, John Raposo, Mario Sturino, Joe Tassone
1996	3-5-0	3-5-0	Bob Laycoe	Tom Hipsz, Peter Mauro, Barry McCamus, Jung Ho Park
1997	2-6-0	2-6-0	Bob Laycoe	Adrian Bowers, John Kotsopoulos, Mike Maltar, Peter Mauro
1998	0-8-0	0-8-0	Bob Laycoe	Adrian Bowers, Mark Dienesch, John Kotsopoulos, Mike Maltar
1999	1-7-0	1-7-0	Bob Laycoe	Adrian Bowers, Mike Bacci, Noel Carrabs, Mario Amaral
2000	0-8-0	0-8-0	Bob Laycoe	Noel Carrabs, Bart Harvey, Rob Moore, Gabe Robinson
2001	1-7-0	1-7-0	Bob Laycoe	Noel Carrabs, Norbert Knutel, Rob Moore, Gabe Robinson
2002	0-8-0	0-8-0	Giulio Giordani, Bob Rainford	Carter Livingstone, Gabe Robinson, Ian Watson, Derek Wheeler, Kamal Shah
2003	0-8-0	0-8-0	Steve Howlett	Jason Riff, Derek Wheeler, Ian Watson, Ryan Duffy, Carter Livingstone, Bob Vranich
2004	0-8-0	0-8-0	Steve Howlett	Derek Wheeler
2005	0-7-0-1	0-7-0-1	Steve Howlett	Mike Goncalves, John Gilson, Mark Stinson, Mike Tutty, Tony Mammoliti
2006	0-8-0	0-8-0	Steve Howlett	Mike Goncalves, Dave Hamilton, Chris Kowalczyk, George Polyzois, Mark Stinson, Mike Tutty
2007	0-8-0	0-8-0	Steve Howlett	Cory Kennedy, Chris Kowalczyk, Mike Goncalves, George Polyzois, Mark Stinson, Mike Tutty,
2008			Greg DeLaval	



## OUA All-Stars, 1946 to date

### 2007

1st Team: Derek Batchelor, Rush/Cover

2nd Team: Derek Batchelor, Defensive Halfback; Geroge Polyzois, Safety; Matt D'Souza, Kick Returner.

### 2006

2nd Team: John Gilson, Offensive Guard

### 2005

None

### 2004

2nd Team: Derek Wheeler, Linebacker

### 2003

2nd Team: Derek Wheeler, Linebacker

### 2002

None

### 2001

2nd Team: Gabe Robinson, Defensive End

### 2000

2nd Team: Gabe Robinson, Defensive End; Sean Spence, Cornerback

### 1999

2nd Team: Mat Dajnowiec, Defensive Back; Duncan Luciak, Offensive Guard; Sean Spence, Defensive Back; Adrian Bowers, Linebacker

### 1998

1st Team: Adrian Bowers, Linebacker; Mike Maltar, Defensive End; Mike Uhm, Defensive Tackle

2nd Team: Mario Amaral, Centre; Mat Dajnowiec, Rush

### 1997

2nd Team: James Baskin, Running Back

### 1996

2nd Team: James Baskin, Running Back; Tom Hipsz, Defensive Line; Barry McCamus, Linebacker

### 1995

1st Team: Francis Etienne, Wide Receiver; John Halkidis, Defensive Line; Barry McCamus, Linebacker; John Raposo, Defensive End; Mario Sturino, Quarterback; Joe Tassone, Centre

2nd Team: Tom Hipsz, Defensive Line; Richard Iantria, Punter; Jung-Yul Kim, Offensive Tackle; Andrew Lang, Defensive Back

### 1994

1st Team: Glenn McCausland, Kick Returner; John Raposo, Defensive End  
2nd Team: Brian Devonish, Defensive Back; Barry McCamus, Linebacker; David Richer, Running Back; Joe Tassone, Centre

### 1993

1st Team: Francis Etienne, Wide Receiver; Richard Fischer, Defensive End; David Scandiffio, Offensive Guard; Lou Tiro, Linebacker; Dean Turner, Defensive Back

2nd Team: Stuart Brindle, Kicker; Andrew Lang, Defensive Back; Glenn

McCausland, Receiver/Returner; Mario Sturino, Quarterback; Joe Tassone, Centre

### 1992

1st Team: Eugene Buccigrossi, Quarterback; Matt Howorth, Defensive End; David Richer, Running Back; David Scandiffio, Offensive Guard; Dean Turner, Defensive Back

2nd Team: Peter Brown, Defensive Tackle; Matt Clark, Safety; Joe Tassone, Centre; Lou Tiro, Linebacker; Murray Sobko, Inside Receiver; Brian Zomer, Wide Receiver

### 1991

1st Team: Chris Morris, Tackle; Richard Fischer, Defensive End; Peter Brown, Defensive Tackle

2nd Team: Eugene Buccigrossi, Quarterback; Brian Zomer, Wide Receiver; Derek Barber, Linebacker; Dave Blanch, Defensive Back

### 1990

1st Team: Eugene Buccigrossi, Quarterback; Rob Conroy, Tight End; Brent Siemens, Centre; Chris Morris, Tackle; Richard Fisher, Defensive Line; Sandro Iaboni, Linebacker; Jim Spyropolous, Defensive Back; Andrew Astrom, Punter

2nd Team: Lorne King, Running Back; Bob Anderson, Wide Receiver; David Scandiffio, Guard; Andrew Astrom, Place Kicker

### 1989

1st Team: Lorne King, Running Back; Rob Davidson, Defensive End; Andrew Astrom, Kicker

### 1988

1st Team: Ted Temertzoglou, Defensive Back

2nd Team: Roger Bernardes, Linebacker; Rob Davidson, Defensive Line

### 1987

2nd Team: Kerry D'Ambrogio, Linebacker; Rod Moors, Quarterback; John O'Connor, Slot Back

### 1986

1st Team: Andy McVey, Running Back; Paul Shorten, Wide Receiver

2nd Team: Rob Crifo, Wide Receiver

### 1985

1st Team: Rob Crifo, Wide Receiver  
2nd Team: Andy McVey, Running Back

### 1984

2nd Team: Steve Howlett, Slot Back; Andy Filipiuk, Wide Receiver

### 1983

1st Team: Rick Makos, Guard; Andy Filipiuk, Wide Receiver; Trevor Miller, Running Back; Lance Chomyc, Kicker; Eric Upshaw, Defensive Line; Frank Balkovec, Linebacker; Roger Lippert, Defensive Back

2nd Team: Chris McLean, Centre; Joel Trickey, Defensive Line

### 1982

1st Team: Eric Upshaw, Defensive Line; Rick Makos, Guard; Bill Mintsoulis, Wide Receiver; Trevor Miller, Running Back

2nd Team: Adam Crawford, Tackle; John Mullins, Slot Back; Joel Trickey, Defensive Line; Dave Zilli, Linebacker; Sam Papaconstantinou, Linebacker

### 1981

1st Team: Dan Feraday, Quarterback; John Mullins, Slot Back; Mark Magee, Wide Receiver

2nd Team: Dean Dorsey, Kicker; Rick Makos, Guard; Dave Zilli, Linebacker

### 1980

1st Team: Dan Feraday, Quarterback; Mark Magee, Wide Receiver; Bill Mintsoulis, Wide Receiver; Eric Upshaw, Defensive Line

2nd Team: Neil Evans, Running Back; Dean Dorsey, Kicker; Sam DiFalco, Linebacker; Dave Zilli, Linebacker; Maurice Doyle, Running Back; Brett Lucyk, Guard; Greg Tassios, Defensive Back

### 1979

1st Team: Mark Magee, Wide Receiver; Maurice Doyle, Running Back; Angelo Castellan, Defensive Line; Tony D'Agostino, Defensive Back

### 1978

1st Team: Chris Kotsopoulos, Wide Receiver; Ken Parsons, Guard

2nd Team: John Goodrow, Running Back; Claude Riopelle, Defensive Line; Eric Boss, Defensive Line

### 1977

Chris Kotsopoulos, Wide Receiver; Mike Steele, Guard; Tim Allan, Tackle; Paul McMillan, Centre

### 1976

Tim Allan, Tackle; Mark Ackley, Wide Receiver; Brent Elsey, Wide Receiver; Mark Bragagnolo, Running Back; Ken Hussey, Defensive Line; Giulio Giordani, Linebacker

### 1975

Mark Bragagnolo, Running Back; Glenn Rosborough, Defensive Line; Libert Castillo, Running Back; Nick Desimini, Linebacker; Richard Nakatsu, Defensive Back

### 1974

Mike Sokovnin, Tackle; Mark Bragagnolo, Running Back; Libert Castillo, Running Back; Esteban Andryjowicz, Tight End; Doug Ball, Defensive Back; Glenn Rosborough, Defensive Line; Richard Nakatsu, Defensive Back; Glenn Sutherland, Defensive Line; Giulio Giordani, Linebacker; John Martini, Linebacker

**1973**

Bruce Parrack, Guard; Cor Doret, Running Back; Ken Hussey, Defensive Line; Hartley Stern, Linebacker; Ron Raine, Defensive Back

**1972**

Rein Enno, Centre; Brent Elsey, Wide Receiver; Cor Doret, Running Back; Wayne Dunkley, Quarterback; Bruce Parrack, Guard; John Lipsett, Tackle; Jim Nicoletti, Defensive Line; Jim Blainey, Defensive Line; Guido Iantorno, Linebacker; Hartley Stern, Linebacker; Peter McNabb, Defensive Back

**1971**

Wayne Dunkley, Quarterback; John Dellandrea, Tackle

**1970**

Glen Markle, Running Back; Alex Squires, Defensive Line; Jim Kellam, Tackle; Don Fraser, Guard; Wayne Dunkley, Quarterback; John Chapman, Wide Receiver; Peter McNabb, Defensive Back

**1969**

Derek Turner, Guard; Jim Kellam, Tackle; Peter Lamantia, Defensive Back; Vic Albioni, Quarterback; Walt Sehr, Running Back; Alex Squires, Defensive Line; Eric Walter, Wide Receiver; John Chapman, Wide Receiver; Jim Bennett, Defensive Line

**1968**

Rich Agro, Centre; Eric Walter, Wide Receiver; Alex Squires, Defensive Line; Paul McKay, Defensive Back; Mike Raham, Running Back

**1967**

Mike Eben, Wide Receiver; Mike Raham, Running Back; Ron Wakelin, Guard; Paul McKay, Defensive Back; Riivo Ilves, Defensive Back; Mike Wright, Linebacker; Ylo Korgemagi, Defensive Line; Alex Squires, Defensive Line; Alex Topps, Defensive Line; Jim Kellam, Tackle

**1966**

Mike Eben, Wide Receiver; Mike Raham, Running Back; Bryce Taylor, Quarterback; Bob Pampe, Guard; Jim Kellam, Tackle; Arnie Carefoote, Tackle; Ian Kirkpatrick, Defensive Back; Alex Squires, Defensive Line; Ranny Parker, Linebacker; Alex Topps, Defensive Line; Laird Elliott, Defensive Line

**1965**

1st Team: Bryce Taylor, Quarterback; Jim Ware, Flanker; Andy Szandtner, Defensive Back; Gerry Sternberg, Running Back; Bob Pampe, Guard; Ian Kirkpatrick, Defensive Back; Jim McMahon, Defensive Line; Mike Eben, Wide Receiver

2nd Team: Don Rogers, Center; Jim Kellam, Tackle; Bill Chernoff, Tackle; Ranny Parker, Linebacker; Al Giachino, Linebacker

**1964**

Bob Pampe, Guard; Bill Watters, Linebacker

**1963**

Ken Davison, Running Back; Bryce Taylor, Defensive Back; Bill Watters, Linebacker; Gerry Sternberg, Running Back

**1962**

Ranny Parker, Linebacker; Ron Near, Tight End

**1961**

Doug Boyd, Defensive Back; Hugh Cooke, Defensive End

**1960**

Walt Sopinka, Defensive End; Casey Wood, Defensive Tackle; Paul Burroughs, Linebacker; Doug Boyd, Defensive Back

**1959**

Bob Dann, Flanker; Morgan Dever, Guard; Weldon Thoburn, Tackle; Mike Muir, End; Ian Knowles, Defensive Halfback; Paul Burroughs, Corner Linebacker; Milt Jewell, Inside Linebacker; Doug Baird, Defensive End

**1958**

Trevor Eyton, Guard; Weldon Thoburn, Tackle; Dick Risk, End; Brian Aston, Quarterback; Tim Reid, Halfback; Peter Joyce, Halfback; Gene Chorestecki, Defensive End; Doug Baird, Defensive End; Mike Chykaliuk, Defensive Tackle; Curt Russell, Linebacker; Paul Burroughs, Linebacker; Larry Joynt, Defensive Back; Bobby Dann, Defensive Back

**1957**

Walt Rudzick, Tackle; Burt Kellock, End; Tim Reid, Halfback; John Casey, Tackle; Curt Russell, Linebacker; Larry Joynt, Halfback

**1956**

1st Team: Curt Russell, Guard; Bill Beamish, Tackle; Gene Chorostecki, End; Tim Reid, Halfback.

2nd Team: Dick Risk, End; Peter Copeland, Guard; Larry Joynt, Quarterback; Al Riva, Halfback

**1955**

Bob Waugh, Guard; George Eakin, Tackle

**1954**

Bob Waugh, Guard; Fred Smale, End; Steve Oneschuk, Halfback

**1953**

Phil Muntz, Fullback; Steve Oneschuk, Halfback; Al Haig, Halfback; Roy McMurtry, Tackle; Don Mattason, Guard

**1952**

1st Team: Bill Bewley, Halfback; Steve Oneschuk, Halfback; Joe Harris, Tackle.

2nd Team: Al Haig, Halfback; Roy McMurtry, Guard; Dunc Ellis, Tackle; Ray Yakasovich, Centre

**1951**

Bob Dale, Wide Receiver; Steve Oneschuk, Halfback; Marshall Hames, Guard; Joe Harris, Tackle

**1950**

John Evans, Tackle; Bill Bewley, Halfback

**1949**

Fraser Mustard, Tackle; Bill Danylchuk, Halfback; Dick Brown, Halfback

**1948**

Bruce Cummings, Halfback; Ted Toogood, Halfback; Ian Clark, Guard; Fraser Mustard, Tackle

**1947**

Steve Karrys, Wide Receiver; Bruce Cummings, Halfback; Ian Clark, Tackle

**1946**

Fred Doty, Quarterback; Rudy Grass, Guard; Ian Clark, Tackle

**CIS All-Canadians, 1971 to date**

<b>Year</b>	<b>Player</b>	<b>Position</b>	<b>1<sup>st</sup>/2<sup>nd</sup> Team</b>
1971	Jon Dellandrea	Defensive Line	1st
	Wayne Dunkley	Quarterback	1st
1972	Wayne Dunkley	Quarterback	1st
1974	Mark Bragagnolo	Running Back	1st
	Giulio Giordani	Linebacker	1st
	Richard Nakatsu	Defensive Back	1st
1976	Mark Ackley	Wide Receiver	1st
1977	Tim Allan	Offensive Tackle	1st
1980	Dan Feraday	Quarterback	1st
	Mark Magee	Wide Receiver	1st
1981	Dan Feraday	Quarterback	1st
	Mark Magee	Wide Receiver	1st
1982	Eric Upshaw	Defensive Tackle	1st
1983	Trevor Miller	Running Back	1st
	Roger Lippert	Defensive Back	1st
1985	Rob Crifo	Wide Receiver	1st
1986	Paul Shorten	Wide Receiver	1st
1988	Ted Temertzoglou	Defensive Back	2nd
1990	Chris Morris	Offensive Tackle	1st
	Rob Conroy	Tight End	2nd
	Brent Siemens	Centre	2nd
1991	Richard Fischer	Defensive End	1st
	Chris Morris	Offensive Tackle	1st
1992	Eugene Buccigrossi	Quarterback	1st
	Matt Howorth	Defensive End	1st
	David Scandiffio	Offensive Guard	1st
1993	David Scandiffio	Offensive Guard	1st
	Lou Tiro	Linebacker	1st
	Francis Etienne	Wide Receiver	2nd
1994	John Raposo	Defensive End	2nd
1995	Francis Etienne	Wide Receiver	1st
	Barry McCamus	Linebacker	2nd
	John Raposo	Defensive End	2nd
1998	Mike Maltar	Defensive End	2nd
	Adrian Bowers	Linebacker	2nd

**Varsity Blues Football at the East-West Bowl**

\* - invited but unable to attend because of injury.

2003 – George Chilakos, Kicker/Punter; Bob Vranich, Defensive Line; Derek Wheeler, Linebacker

2004 – Templar Iga, Running Back; Aaron Merkle, Slotback; Ikem Opara, Fullback

2005 – John Gilson, Offensive Line\*; Michael Goncalves, Defensive Line; Tony Mammoliti, Slotback

2006 – John Gilson, Offensive Line; Nick Snow, Linebacker

2007 – David Hamilton, Quarterback; Cory Kennedy, Wide Receiver; Dave Scott-McDowell, Centre;  
Mark Stinson, Slotback

2008 – Cameron Deans, Offensive Line; Matt D'Souza, Defensive Back; Jeff Laforge, Receiver

**Varsity Blues at the Can-Am Bowl**

1977-78 – Tim Allan, Offensive Line; Mike Steele, Offensive Line

## OUA and CIS Award Winners



ONTARIO UNIVERSITY ATHLETICS  
SPORTS UNIVERSITAIRES DE L'ONTARIO



Canadian Interuniversity Sport  
Sport interuniversitaire canadien

### **OUA MVP**

- 1958 Peter Joyce, Running Back
- 1967 Mike Eben, Wide Receiver
- 1968 Mike Raham, Running Back
- 1971 Wayne Dunkley, Quarterback
  
- 1981 Dan Feraday, Quarterback
- 1992 Eugene Buccigrossi, Quarterback

### **J.P. Metras Trophy**

#### **OUA Lineman of the Year**

- 1974 Geoff Sutherland, Defensive Tackle
- 1978 Ken Parsons, Offensive Guard
- 1990 Chris Morris, Offensive Tackle
- 1991 Richard Fischer, Defensive End
- 1992 David Scandiffio, Offensive Guard
- 1994 John Raposo, Defensive End
- 1995 John Raposo, Defensive End

### **Presidents' Trophy**

#### **OUA Top Defensive Player**

- 1993 Lou Tiro, Linebacker

### **OUA Rookie of the Year**

- 1979 Bill Mintsoulis, Wide Receiver

### **OUA Coach of the Year**

- 1992 Bob Laycoe

### **Dalt White Trophy**

#### **MVP in Yates Cup Game**

- 1983 David Pearson, Receiver
- 1993 Glenn McCausland, Receiver/Returner

### **Hec Crighton Trophy**

#### **CIS Outstanding Player**

- 1967 Mike Eben, Wide Receiver
- 1968 Mike Raham, Running Back
- 1981 Dan Feraday, Quarterback
- 1992 Eugene Buccigrossi, Quarterback

### **J.P. Metras Trophy**

#### **CIS Lineman of the Year**

- 1990 Chris Morris, Offensive Tackle

### **Presidents' Trophy**

#### **CIS Top Defensive Player**

- 1993 Lou Tiro, Linebacker

### **Frank Tindall Trophy**

#### **CIS Coach of the Year**

- 1974 Ron Murphy

### **Gino Fracas Award**

#### **CIS Volunteer Assistant Coach**

- 1992 Doug Smith

### **Ted Morris Memorial Trophy**

#### **MVP in Vanier Cup Game**

- 1965 Gerry Sternberg, Running Back
- 1993 Glenn McCausland, Receiver/Returner

### **Maury Van Vliet Trophy**

#### **MVP in Churchill Bowl**

- 1993 Mario Sturino, Quarterback

## Team Award Winners

### **Johnny Copp Memorial Trophy**

"To the Member of the Senior Football Team adjudged Worthiest"

1933 Johnny Copp  
 1934 Bobby Coulter  
 1935 Gus Creco  
 1936 Al Williams  
 1937 Cam Gray  
 1938 Frank Sirdevan  
 1939 Doug Turner  
 1940-44 WAR YEARS  
 1945 Will Henry  
 1946 Rudy Grass  
 1947 Bruce Cummings  
 1948 Tommy Waldon  
 1949 Fraser Mustard  
 1950 John Evans  
 1951 Alec Lawson  
 1952 Bill Bewley  
 1953 Bill McFarlane  
 1954 Steve Oneschuk  
 1955 Phil Muntz  
 1956 Gene Chorostecki  
 1957 John Casey  
 1958 Curt Russell  
 1959 Steve Chisholm  
 1960 Paul Burroughs  
 1961 Doug Boyd  
 1962 Ron Near  
 1963 Ken Davison  
 1964 Bill Watters  
 1965 Ranny Parker  
 1966 Don Rogers, Mike Raham  
 1967 Mike Wright  
 1968 Mike Raham  
 1969 Eric Walter  
 1970 Glen Markle  
 1971 Wayne Dunkley  
 1972 Cor Doret  
 1973 Cor Doret  
 1974 Brent Elsey  
 1975 Libert Castillo  
 1976 John Vernon  
 1977 Mike Steele  
 1978 Chris Kotsopoulos  
 1979 Joe Hawco  
 1980 Dan Feraday  
 1981 Dan Feraday  
 1982 Eric Upshaw

1983 Trevor Miller  
 1984 Andy Filipiuk  
 1985 Andy McVey  
 1986 Andy McVey  
 1987 Rodney Moors  
 1988 Ted Temertzoglou  
 1989 Lorne King  
 1990 Sandro Iaboni  
 1991 Eugene Buccigrossi  
 1992 Eugene Buccigrossi  
 1993 Lou Tiro  
 1994 Mario Sturino  
 1995 Francis Etienne  
 1996 Barry McCamus  
 1997 Peter Mauro  
 1998 Adrian Bowers  
 1999 Adrian Bowers  
 2000 Gabe Robinson  
 2001 Gabe Robinson  
 2002 Gabe Robinson  
 2003 Ian Watson  
 2004 Derek Wheeler  
 2005 Marc Gaudett  
 2006 Mark Stinson  
 2007 Derek Batchelor

### **James A. Bennett Trophy**

"To the member of the Senior Football Team who, in the opinion of his Team Mates, exemplifies desire and courage against insurmountable odds"

1978 Paul McMillan  
 1979 John Goodrow  
 1980 Tony D'Agostino  
 1981 Sal Mannella, Mark Magee  
 1982 Mark Magee  
 1983 John Sotirakos  
 1987 John Svab  
 1988 Roger Bernardes  
 1989 Nick Ekonomides  
 1990 Darryl Devonish  
 1991 Derek Barber  
 1992 Murray Sobko  
 1993 Richard Fischer  
 Mario Sturino  
 Peter Vasilis  
 1994 John Halkidis  
 1995 Dave McLeish  
 1996 John Halkidis  
 1997 Mario Amaral  
 1998 Richard Iantria  
 1999 Mike Bacci  
 2000 Noel Carrabs  
 2001 Gabe Robinson  
 2002 Mike Earp, Derek Wheeler  
 2003 Paolo Artale  
 2004 Derek Wheeler  
 2005 Michael Goncalves  
 2006 Junior Kusi-Achampong  
 2007 Joe Vallentini





**Most Inspirational Player**

"The winner is selected by his teammates—they select the player who most inspires them to a higher level."

1991	Dave Blanch
1992	Brad Muxlow
1993	Brad Muxlow
1994	Brian Devonish
1995	Mario Sturino
1996	Jung Ho Park
1997	John Kotopoulos
1998	John Kotopoulos
1999	Mike Bacci
2000	Noel Carrabs
2001	Noel Carrabs
2002	Gabe Robinson
2003	Ian Watson
2004	Ben Craig
2005	Adam O'Neill
2006	Michael Goncalves
2007	Mark Stinson

**Outstanding Rookie**

1995	James Baskin
1996	Bart Harvey
1997	Adrian Dawes
1998	Gabe Robinson
1999	Ian Watson
2000	Bob Vranich
2001	Aaron Merkle
2002	Darryl Wheeler
2003	Ikem Opara
2004	<i>not available</i>
2005	Kenny Holownia
2006	Tyler Daly
2007	Willie Sharpe

**Outstanding Graduate**

1995	Mario Sturino
1996	Barry McCamus
	Tom Hipsz
	John Halkidis
	Jung Ho Park
1997	Peter Mauro
1998	Adrian Bowers
1999	James Baskin
2000	Bart Harvey
2001	Gabe Robinson
2002	Jalal Shah
2003	Ryan Duffy
	Carter Livingstone
	Bob Vranich
	Ian Watson
2004	<i>not available</i>
2005	Adam O'Neill
2006	Mike Tutty
2007	Mike Tutty

**Football Blues in the U of T Sports Hall of Fame**

1987	Smirle Lawson, Jack Maynard, Sandy Somerville, "Hud" Stewart, John R. Evans, Lester B. Pearson
1988	"Biddy" Barr, "Laddie" Cassels, Donald Carrick, Steve Oneschuk, Hec Crighton
1989	Casey Baldwin, Mike Eben, Hugh Gall, Warren Stevens
1990	Bob Coulter
1991	Joseph Breen
1992	Johnny Fitzpatrick, Peter Potter
1993	Tim Reid, Warren Snyder
1994	Walter Bean, Dalt White
1995	Donald Bark, "Thrift" Burnside, Dan Feraday
1996	Don Fawcett, John Maynard
1997	Bill Watters
1998	Velyien Henderson, Bob Henry, Fraser Mustard
1999	Mel Brock, Ted Toogood
2000	Billy Foulds, Jack Sinclair
2001	Adam Zimmerman, Cam Gray, Gerry Sternberg
2002	Norm Williams, 1965 football team
2003	Tom Verth
2004	Frank Balkovec, 1909 football team
2005	Mark Magee
2006	Bob Masterson
2007	Chris Morris, Ward Passi, 1958 football team

## Varsity Blues All-Century Team

Announced June 2001

### INDUCTEES - LEGENDS TEAM

DECADE	NAME	POS	SEASONS
<b>1890-1900</b>	George Biggs	HB	1898-1903
	Thrift Burnside	HB	1896-1899
<b>1909-1910</b>	Casey Baldwin	HB	1901-1905
	Billy Foulds	QB	1909-1910
	Hugh Gall	K	1907- 1910
<b>1911-1920</b>	Smirle Lawson	HB	1909-1910
	Laddie Cassells	HB	1913-1914
<b>1921-1930</b>	Jack Maynard	HB	1910-1913
	Jack Sinclair	HB	1926-1933
<b>1931-1940</b>	Warren Snyder	HB	1920-1926
	Bobby Coulter	QB	1932-35
<b>1941-1950</b>	Cam Gray	HB	1934-1938
	Gus Greco	LINE	1934-1936
	Peter Bennett	LINE	1947-1949
<b>COACHES</b>	Ian Clark	LINE	1947-1949
	Fred Doty	QB	1946
	John Evans	LINE	1948-1951
	Rudy Grass	LINE	1944-1946
	Fraser Mustard	LINE	1947-1951
	Ted Toogood	HB	1945 1948
	Nick Volpe	HB	1946-1948
	Biddy Barr	Coach	1903-1906
	Harry Griffith	Coach	1907-1910
	Warren Stevens	Coach	1932-1945
Bob Masterson	Coach	1948-1955	

### INDUCTEES - MODERN TEAM

<b>1951-1960</b>	Bill Bewley	HB	1950-1952
	John Casey	LINE	1955-1957
	Marshall Hames	LINE	1950-1951
	Baz Mackie	LINE	1952-1954
	Santo Martini	LINE	1955-1958
	Roy McMurtry	LINE	1952-1954
	Steve Oneschuk	HB	1951-1954
	Tim Reid	HB	1955-1958
	Curt Russell	LINE	1956-1958
	Bill Stevenson	QB	1951-1954
<b>1961-1970</b>	Jim Bennett	DL	1966-1970
	Cor Doret	HB	1969-1972
	Mike Eben	WR	1964-1967
	Riivo lives	DB	1962 1967
	Jim Kellam	OL	1964-1966 & 1969-70
<b>DECADE</b>	Paul McKay	Punter	1966-1969
	Ranny Parker	LB	1961- 1966
<b>1961-1970</b>	Mike Raham	RB	1965-1968

<b>1971-1980</b>	Don Rogers	OL	1962-1967
	Alex Squires	DL	1966-1970
	Gerry Sternberg	RB	1962-1965
	Andy Szandtner	DB	1962-1966
	Bryce Taylor	QB	1962-1966
	Ron Wakelin	OL	1964-1967
	Bill Watters	LB	1961-1964
	Mike Wright	LB	1966- 1967
	Mark Bragagnolo	RB	1974-1976
	Jon Dellandrea	DL	1969-1972
<b>1981-1990</b>	Wayne Dunkley	QB	1969-1973
	Brent Elsey	WR	1972-1976
	Giulio Giordani	LB	1973-1977
	John Martini	LB	1973-1976
	Peter McNabb	DB	1970-1972
	Richard Nakatsu	DB	1972-1976
	Mike Steele	OL	1973-1977
	Rob Crifo	WR	1984-1987
	Rob Davidson	DL	1986-1989
	Roger Lippert	DB	1979-1983
<b>1991-2000</b>	Bill Mintsoulis	WR	1979-1982
	Andy McVey	RB	1982-1987
	Ted Temerzeglou	DB	1984-1989
	Dan Feraday	QB	1976-1978 & 1980-81
	Mark Magee	WR	1977-1981
	James Baskin	RB	1995-1999
	Adrian Bowers	LB	1995-1999
	Stu Brindle	PK	1991-1995
	Eugene Buccigrossi	QB	1988-1992
	Francis Etienne	WR	1990-1995
<b>COACHES</b>	Tom Hipsz	DL	1993-1996
	Jung Yul Kim	OL	1992-1995
	Lorne King	RB	1988-1991
	Barry McCamus	LB	1992-1996
	Glenn McCausland	KR	1990-1994
	Chris Morris	OL	1988-1991
	John Raposo	DL	1992-1995
	David Scandiffio	OL	1989-1993
	Mario Sturino	QB	1990-1995
	Lou Tiro	LB	1989-1993
Dalt White	Coach	1956-1965	
Ron Murphy	Coach	1966-1982	
Bob Laycoe	Coach	1988-2001	

## Varsity Blues Selected in the CFL College Draft

*OA = overall selection, Rd = round*

Name	Pos	OA	Rd	Team					
<b>1953</b>					Al Wong	HB	-	4	Edmonton
Joe Harris	T	-	1	Ottawa	Stewart Winter	HB	-	5	Calgary
Bill Bewley	HB	-	2	Montreal	Curt Russell	G	-	6	Calgary
Dunc Ellis	T	-	2	Hamilton	<b>1958</b>				
Hank Tamowski	E	-	4	Ottawa	John Casey	T	-	2	Toronto
Al Haig	HB	-	5	Toronto	Brian Aston	QB	-	3	Ottawa
Gerry Sutherland	HB	-	7	Hamilton	John Chisholm	C	-	4	Ottawa
Bill Burley	FB	-	10	Montreal	Dan Nelson	E	-	5	Ottawa
Harry Hyde	G	-	10	Toronto	George Stulac	E	-	5	Toronto
<b>1954</b>					Burt Kellock	E	-	6	Toronto
Bob Dale	Back	-	-	Toronto	Bill Miller	T	-	-	Edmonton
Doug Geekie	QB	-	-	Montreal	John Tattle	HB	-	-	Edmonton
Murray Hadlow	HB	-	-	Ottawa	<b>1959</b>				
Bob Leeming	HB	-	-	Montreal	Duncan Brodie	HB	-	1	Winnipeg
Ollie Mandryk	QB	-	-	Montreal	Tim Reid	HB	-	1	Hamilton,fr BC
Don Mattason	G	-	-	Montreal	Lorry Stacey	DE	-	1	Toronto
Bill McFarlane	HB	-	-	Toronto	Bob Dann	HB	-	2	Ottawa
Roy McMurtry	T	-	-	Montreal	Morgan Dever	G	-	2	Winnipeg
Steve Oneschuk	HB	-	-	Hamilton	Doug Lougheed	E	-	2	Toronto
<b>1955</b>					Brian Aston	QB	-	3	Edmonton
Draft records not available					Bill Hunter	G	-	3	Montreal
					Nick Sopinka	QB	-	3	Hamilton
<b>1956</b>					<b>1960</b>				
John Bodrug	G	-	1	Winnipeg	Steve Chisholm	HB	-	1	Ottawa
Phil Muntz	FB	-	1	Calgary	Doug Jack	E	-	2	Ottawa
Fred Smale	E	-	1	Toronto	Bruce Jackson	T	-	2	Toronto
Bobby Waugh	G	-	1	Edmonton	Walt Sopinka	E	-	2	Montreal
Dave Cresswell	HB	-	2	Saskatchewan	Brian Bradstock	T	-	3	Ottawa
Earl Ford	G	-	2	Edmonton	Ken Myers	HB	-	3	Toronto
Don Johnston	G	-	2	B.C.	William Bilucon	G	-	4	Calgary
Dick Risk	E	-	2	Toronto	<b>1961</b>				
Jerry Lansky	HB	-	3	Montreal	Paul Burroughs	HB	-	1	Ottawa
Don Smith	E	-	3	Calgary	Glenn Harding	C	-	1	Calgary
Harry Wilson	QB	-	3	Winnipeg	Casey Wood	T	-	1	Toronto,fr Ham
Wally Bulchak	HB	-	4	Toronto	Mike Muir	E	-	2	Toronto
<b>1957</b>					Milt Jewell	G	-	3	Montreal
Santo Martini	T	-	1	Calgary,fr Sask	Weldon Thoburn	G	-	3	Hamilton
David McIntyre	C	-	1	Edmonton	Bob House	E	-	4	Hamilton
Ed Skrzypek	QB	-	1	B.C.,fr Cal	Mike Chykaliuk	T	-	5	Toronto
Norm Williams	HB	-	1	Calgary,fr Mtl	John Evans	T	-	5	Ottawa
Peter Maik	HB	-	2	Edmonton,fr Ham	Ev Rush	HB	-	6	Montreal
Bill McIntyre	HB	-	2	Toronto	<b>1962</b>				
Alan Watt	T	-	2	Saskatchewan	Doug Boyd	FB	-	1	Calgary
Peter Copeland	G	-	3	Edmonton	Brian Cooper	HB	-	1	Hamilton
Peter Polecrone	C	-	3	Ottawa	Ron Crawford	C	-	2	Montreal
Walter Schmida	T	-	3	Calgary	Norm Turner	QB	-	3	Calgary
Trevor Eyton	G	-	4	Calgary					

Jim Murchie	FB	-	4	Calgary
Hugh Cook	E	-	5	Ottawa
Mike Kelly	HB	-	5	Montreal
Murray Rowan	T	-	6	Toronto
Bill Kay	T	-	7	Hamilton
Ben Hutzel	HB	-	10	Hamilton
Don Clements	G	-	13	Toronto
<b>1963</b>				
Noel Bates	G	-	2	B.C.
Al Brereton	HB	-	3	Hamilton
Ron Near	E	-	4	Winnipeg
Casper Pold	G	-	7	Calgary
<b>1964</b>				
Mike Hollett	E	-	1	Calgary,fr Sask
Bill Watters	FB	-	1	Toronto
Bill Jackson	E	-	2	Hamilton
Jim Fisher	T	-	3	Edmonton
Ross Dainty	E	-	4	Montreal
Harold Hall	QB	-	7	Toronto
Andrew Grodzinski	T	-	8	Toronto
<b>1965</b>				
Doug Bucknam	E	-	1	Hamilton,fr Sask
Arnie Carefoot	T	-	2	Hamilton
Gerry Sternberg	HB	-	2	Edmonton
Vick Wozniak	QB	-	3	Hamilton
Mike Hollett	HB	-	6	Hamilton
<b>1966</b>				
Glen Markle	DB	-	1	Ottawa
Andy Sazandtner	HB	-	2	Toronto
Errki Pukonen	FB	-	3	Saskatchewan
Ranny Parker	LB	-	3	Toronto
Mike Gray	HB	-	4	Calgary
Gordon White	HB	-	4	Hamilton
Allan Giachino	LB	-	5	Ottawa,fr BC
Donald Holmes	LB	-	8	Ottawa
<b>1967</b>				
Laird Elliott	C	-	1	Hamilton,fr Mtl
Jim Kellam	T	-	1	Hamilton
Wayne Parsons	E	-	1	Saskatchewan
Gary Clipperton	T	-	3	Calgary
<b>1968</b>				
Mike Eben	FL	-	1	B.C.
Ron Wakelin	G	-	1	Ottawa
Larry DeRocher	DB	-	2	Toronto
David Gee	OL	-	2	B.C.
Mike Raham	HB	-	2	Calgary
Ylo Korgemagi	T	-	4	Hamilton
Riivo Ilves	DB	-	6	Winnipeg

<b>1969</b>				
Alex Squires	DE	-	1	Saskatchewan
Mike Bukovac	LB	-	3	Montreal
Norm Trainor	T	-	3	Toronto
Nick Di Giuseppe	LB	-	4	Toronto
<b>1970</b>				
Jim Bennett	T	5	1	Hamilton
Peter Raham	DB	22	3	B.C.
Paul McKay	DB	23	3	Hamilton
<b>1971</b>				
Walter Sehr	HB	16	2	Hamilton
John Chapman	E	30	4	B.C.
Jack Buchan	E	58	7	Edmonton
<b>1972</b>				
Rein Enno	C	23	3	Winnipeg
Stew MacSween	DB	31	4	Ottawa
Doug Ball	HB	60	7	Toronto
<b>1973</b>				
Cor Doret	HB	18	2	B.C.,fr Ham
Wayne Dunkley	QB	30	4	Calgary
<b>1974</b>				
no selections				
<b>1975</b>				
Libert Castillo	RB	32	4	Hamilton
<b>1976</b>				
Steve Andryjowicz	RB	15	2	Edmonton,fr Ott
Mark Ackley	WR	45	5	Edmonton
Nick Grittani	DT	48	6	Calgary
Mike Sokovnin	DT	49	6	Hamilton
Rick Jeysman	DB	58	7	Hamilton
Jim Trimm	TE	64	8	Toronto
<b>1977</b>				
John Martini	LB	8	1	Hamilton,fr Sask
Chris Kotsopoulos	WR	32	4	Montreal
Julio Giordani	LB	34	4	Hamilton
Mike Steele	OG	53	6	Saskatchewan
Dave Langley	QB	64	8	Calgary
Sam Sinopoli	TE	74	9	Toronto
Lubomir Alexov	DE	78	9	Edmonton
John Vernon	LB	83	10	Toronto
Mark Bragagnolo	RB	Texemp		Toronto
<b>1978</b>				
Angelo Castellan	DT	20	3	Hamilton
Bill Levine	DT	38	5	Hamilton
Jim Mossop	DB	55	7	Calgary
Tim Allan	G	Texemp		Winnipeg

**1979**

John Goodrow RB 55 7 Toronto

**1980**Joe Hawco QB 8 1 Montreal  
David Yarmoluk DE 31 4 Hamilton  
Mike Danese LB 48 6 Winnipeg  
Mike Szemeredy TE 51 6 Ottawa**1981**Maurice Doyle RB 3 1 Ottawa  
Eric Boss DT 30 4 Ottawa  
Anthony Refossco OT 48 6 Ottawa**1982**Neil Evans RB 3 1 Calgary  
Dave Zilli LB 16 2 Hamilton  
Sam Papaconstantinou LB 42 5 Winnipeg**1983**Bill Mintsoulis WR 24 3 Calgary  
Rick Makos OG 27 3 Edmonton  
Mike Brown DB 59 7 B.C.  
Scott Leckie DB 66 8 Montreal**1984**Frank Balkovec LB - 1 B.C.,fr Sask  
Maurice Martin DB - 1 Ottawa  
Adam Papadakos TE - 7 Toronto  
David Pearson SB - 5 Toronto**1985**Lance Chomyc K/P 46 6 Ottawa  
Andy Filipiuk WR 60 7 Toronto**1986**Rob Taylor DE/OL 29 4 Ottawa,fr Sask  
Vince Salazar CB 68 8 Montreal**1987**Andy McVey FB 14 2 Calgary  
Paul Shorten WR 18 2 B.C.,fr Ham  
David Braithwaite DL 20 3 Edmonton,fr Mtl  
Rob Raycroft OL 58 7 Toronto**1988**Rob Crifo WR 21 3 Winnipeg  
Steve Watts DB 44 6 Calgary**1989**

Rob Davidson DT 45 6 Edmonton

**1990**

no selections

**1991**

Steve Roest DL 45 6 Toronto

**1992**Lorne King RB 4 1 B.C.,fr Wpg  
Chris Morris OL 8 1 Edmonton,fr  
Tor**1993**Richard Fischer DE 36 5 Hamilton  
Dave Scandiffio OL 48 7 Toronto**1994**Glenn McCausland WR 23 3 Ottawa  
Scott Mitchell QB 49 6 Winnipeg**1995**

John Raposo DE 42 5 Toronto

**1996**Tom Hipsz DE 36 4 Montreal  
Jung-Yul Kim OT 44 5 Calgary**1997**

no selections

**1998**

Eric Shilts WR 35 5 Toronto,fr Sask

**1999 to 2006**

no selections

**2007**

Michael Goncalves DL 41 6 Hamilton

## Varsity Blues Statistical Records

Records comprise regular season league games only.

### SCORING LEADERS

#### **Most total points scored, career**

276	Stuart Brindle	1991-95
172	Andrew Astrom	1987-90
166	Bryce Taylor	1962-66
156	Cor Doret	1969-73
156	Lorne King	1989-91
138	Dean Dorsey	1979-81
132	Mark Bragagnolo	1974-76
125	Mike Sokovnin	1972-77
124	Bill Mintsoulis	1978-82
120	Mike Raham	1966-68

#### **Most total points scored, season**

78	Cor Doret	1973
72	Mark Bragagnolo	1974
72	Stuart Brindle	1993
69	Lance Chomyc	1983
68	Tim Reid	1958
67	Stuart Brindle	1991
63	Dean Dorsey	1981
60	Francis Etienne	1995
59	Stuart Brindle	1995
55	Andrew Astrom	1990

#### **Most Touchdowns, career**

26	Cor Doret	1969-73
26	Lorne King	1989-91
22	Mark Bragagnolo	1974-76
20	Bill Mintsoulis	1979-82
20	Mike Raham	1966-68
19	Francis Etienne	1991-95
18	Brent Elsey	1972-76
18	Andy McVey	1983-86
17	Trevor Miller	1979-83
16	James Baskin	1995-99

#### **Most Touchdowns, season**

13	Cor Doret	1973
12	Mark Bragagnolo	1974
11	Tim Reid	1958
10	Francis Etienne	1995
9	Gerry Sternberg	1965
9	John Goodrow	1977
9	Lorne King	1990

Six tied with 8

#### **Most field goals made, career**

51	Stuart Brindle	1991-95
31	Andrew Astrom	1987-90
26	George Chilakos	1999-01
25	Dean Dorsey	1979-81
22	Joseph Valtellini	2003-07
22	Lance Chomyc	1983-84
19	Sam Papaconstantinou	1978-82
15	Mike Sokovnin	1972-77
13	Paul McKay	1966-69
12	Mike Garcia	1996

#### **Most field goals made, season**

15	Lance Chomyc	1983
14	Stewart Brindle	1993
13	Dean Dorsey	1980
13	Stewart Brindle	1991
12	Stewart Brindle	1995
12	Mike Garcia	1996
11	Sam Papaconstantinou	1978
11	Andrew Astrom	1989
10	Andrew Astrom	1990
10	Joseph Valtellini	2006

#### **Most field goals attempted, career**

81	Stuart Brindle	1991-95
52	Andrew Astrom	1987-90
47	Dean Dorsey	1979-81
38	George Chilakos	1999-02
37	Lance Chomyc	1983-84
35	Mike Sokovnin	1972-77
34	Joseph Valtellini	2003-07
30	Sam Papaconstantinou	1978-82
19	Mike Garcia	1996
18	Don Wright	1974
15	Greg Jespersen	1985-86

#### **Most field goals attempted, season**

25	Lance Chomyc	1983
23	Dean Dorsey	1980
20	Stuart Brindle	1993
19	Mike Garcia	1996
18	Don Wright	1974
18	Dean Dorsey	1981
18	Andrew Astrom	1989
18	Stuart Brindle	1991
18	Stuart Brindle	1995
17	Joseph Valtellini	2006

#### **Most converts made, career**

102	Stuart Brindle	1991-95
71	Mike Sokovnin	1972-77
61	Andrew Astrom	1987-90
54	Bryce Taylor	1962-66
51	Dean Dorsey	1979-81
46	Don Thompson	1971, 73
33	Bill Stankovic	1968-70
29	Sam Papaconstantinou	1978-82
27	Paul McKay	1966-68
25	George Chilakos	1999-02

#### **Most converts made, season**

31	Dean Dorsey	1981
29	Don Thompson	1973
25	Mike Sokovnin	1976
25	Stuart Brindle	1991
25	Stuart Brindle	1993
23	Stuart Brindle	1992
22	Don Wright	1974
21	Walt Adams	1958
20	Mike Sokovnin	1975
20	Andrew Astrom	1990

#### **Most converts attempted, career**

105	Stuart Brindle	1991-95
80	Mike Sokovnin	1972-77
61	Andrew Astrom	1987-90
51	Dean Dorsey	1979-81
50	Don Thompson	1971, 73
31	Sam Papaconstantinou	1978-82
28	George Chilakos	1999-02
25	Lance Chomyc	1983-84
24	Don Wright	1974
24	Greg Jespersen	1985-86

#### **Most converts attempted, season**

32	Don Thompson	1973
31	Dean Dorsey	1981
26	Mike Sokovnin	1976
25	Stuart Brindle	1991
25	Stuart Brindle	1992
25	Stuart Brindle	1993
24	Don Wright	1974
23	Mike Sokovnin	1975
20	Andrew Astrom	1990
19	Andrew Astrom	1987

**Most rouges, season**

9	Lance Chomyc	1983
8	Peter Potter	1959
8	Paul McKay	1967
8	Andrew Astrom	1989
7	Lance Chomyc	1984
6	Al Haig	1952
6	Paul McKay	1969
6	Dean Dorsey	1980

**RUSHING LEADERS****Most carries, career**

644	James Baskin	1995-99
441	Lorne King	1988-91
369	Mark Bragagnolo	1974-76
296	Marc Gaudett	2004-06
285	Dave Richer	1990-94
275	John Goodrow	1976-78
262	Andy McVey	1983-86
260	Mike Raham	1966-68
260	Lilbert Castillo	1971-75
223	Trevor Miller	1980-83

**Most carries, season**

172	James Baskin	1996
165	Marc Gaudett	2005
158	Lorne King	1989
139	James Baskin	1998
135	Mark Bragagnolo	1974
134	John Goodrow	1977
134	Lorne King	1990
132	James Baskin	1997
125	James Baskin	1999
120	Mike Raham	1968

**Most yards rushing, career**

3160	James Baskin	1995-99
2414	Lorne King	1988-91
2281	Mark Bragagnolo	1974-76
1730	Dave Richer	1990-94
1606	Andy McVey	1983-86
1534	Trevor Miller	1980-83
1516	Mike Raham	1966-68
1444	Lilbert Castillo	1971-75
1424	John Goodrow	1976-78
1403	Marc Gaudett	2004-06

**Most yards rushing, season**

1018	Mark Bragagnolo	1974
822	Marc Gaudett	2005
818	Lorne King	1990
797	Trevor Miller	1983
792	Lorne King	1989
757	Andy McVey	1986
713	Mark Bragagnolo	1975
712	Dave Richer	1994
705	James Baskin	1998
699	Mike Raham	1968

**Longest run from scrimmage:**

105 yards: Maurice Doyle at McMaster (Sept 8/79)

**PASSING LEADERS****Most yards passing, career**

7159	Dan Feraday	1976-78, 80-81
5952	Rod Moors	1983-87
5439	Mario Sturino	1990-95
4867	Wayne Dunkley	1969-73
3931	Eugene Buccigrossi	1988-92
3510	John Finlayson	1984-88
3478	David Hamilton	2004-07
3153	Dave Langley	1974-76
2839	Bryce Taylor	1962-66*
2822	Vic Alboini	1966-70

\* Includes 373 yards of pre-official statistics from 1962, 1963

**Most yards passing, season**

2656	Dan Feraday	1981
2227	Dan Feraday	1980
1999	Mario Sturino	1995
1984	Rod Moors	1986
1914	Rod Moors	1985
1825	Mario Sturino	1993
1628	Wayne Dunkley	1971
1586	David Hamilton	2006
1557	Rod Moors	1987
1441	Vic Alboini	1969

**Most passing attempts, career**

885	Dan Feraday	1976-78, 80-81
733	Rod Moors	1983-87
653	Mario Sturino	1990-95
615	Wayne Dunkley	1969-73
556	David Hamilton	2004-07
501	Eugene Buccigrossi	1988-92
446	John Finlayson	1984-88
441	Noel Carrabs	1997-01
433	Bryce Taylor	1962-66
393	Mark Dienesch	1996-99

**Most passing attempts, season**

315	Dan Feraday	1981
257	Rod Moors	1985
257	David Hamilton	2006
255	Mario Sturino	1995
251	Dan Feraday	1980
218	Rod Moors	1986
197	Mark Dienesch	1997
195	Mario Sturino	1993
187	Wayne Dunkley	1971
182	Rod Moors	1987

**Most completions, career**

501	Dan Feraday	1976-78, 80-81
429	Rod Moors	1983-87
353	Mario Sturino	1990-95
334	Wayne Dunkley	1969-73
263	David Hamilton	2004-07
260	Eugene Buccigrossi	1988-92
253	John Finlayson	1984-88
236	Noel Carrabs	1997-01
192	Mark Dienesch	1996-99
189	Vic Alboini	1966-70

**Most completions, season**

194	Dan Feraday	1981
141	Rod Moors	1985
141	Mario Sturino	1995
140	Dan Feraday	1980
135	David Hamilton	2006
131	Rod Moors	1986
116	Rod Moors	1987
109	Wayne Dunkley	1971
102	Mario Sturino	1993
95	John Finlayson	1982

**Highest completion percentage, career**

58.5	Rod Moors	1983-87
56.6	Dan Feraday	1976-78, 80-81
56.7	John Finlayson	1984-88
54.3	Wayne Dunkley	1969-73
54.1	Mario Sturino	1990-95
53.5	Noel Carrabs	1997-01
51.9	Eugene Buccigrossi	1988-92
51.2	Dave Langley	1974-76
50.3	Vic Alboini	1966-70
48.9	Mark Dienesch	1996-99

**Highest completion percentage, season**

63.7	Rod Moors	1987
61.6	Dan Feraday	1981
60.1	Rod Moors	1986
60.0	John Finlayson	1982
59.1	Al Brenchley	1973
59.0	Noel Carrabs	2001
58.6	Wayne Dunkley	1973
58.2	Wayne Dunkley	1971
57.4	Mario Sturino	1994
56.9	John Finlayson	1983

**Most passing TDs, career**

50	Dan Feraday	1976-78, 80-81
45	Wayne Dunkley	1969-73
32	Rod Moors	1983-87
31	Mario Sturino	1990-95
30	Eugene Buccigrossi	1988-92
28	Vic Alboini	1966-70
26	Dave Langley	1974-76
18	Bryce Taylor	1962-66
16	John Finlayson	1984-88

**Most passing TDs, season**

21	Dan Feraday	1981
18	Dan Feraday	1980
15	Wayne Dunkley	1973
14	Wayne Dunkley	1971
13	Rod Moors	1987
13	Mario Sturino	1993
12	Eugene Buccigrossi	1992
11	Vic Alboini	1968
11	Dave Langley	1976

**RECEIVING LEADERS****Most receptions, career**

145	Mark Magee	1977-81
115	Cory Kennedy	2004-07
115	Mike Eben	1964-67
106	Andy Filipiuk	1982-86
101	Jason Riff	2001-03
101	Rob Crifo	1984-87
91	Francis Etienne	1992-95
91	Tony Mammoliti	2004-06
90	Bill Mintsoulis	1979-82
90	John Mullins	1981-82
83	Brent Elsey	1972-76

**Most receptions, season**

57	Mark Magee	1981
50	Francis Etienne	1995
48	Andy Filipiuk	1984
48	Cory Kennedy	2006
45	Jason Riff	2003
45	John Mullins	1982
43	Mark Magee	1980
43	John Mullins	1981
43	Rob Crifo	1985
36	Rob Crifo	1987

**Most yards receiving, career**

2385	Mark Magee	1977-81
1968	Rob Crifo	1984-87
1939	Bill Mintsoulis	1979-82
1871	Mike Eben	1964-67
1824	Francis Etienne	1992-95
1609	John Champan	1968-71
1588	Mark Ackley	1972-76
1376	Brent Elsey	1972-76
1346	Cory Kenney	2004-07
1343	Chris Kotsopolous	1973, 76-78
1215	Andy Filipiuk	1982-86

**Most yards receiving, season**

860	Francis Etienne	1995
779	Mark Magee	1981
768	John Champan	1971
761	Mark Magee	1980
709	Rob Crifo	1985
676	Paul Shorten	1986
613	Andy Filipiuk	1984
579	Tony Mammoliti	2004
575	John Mullins	1982
574	Bill Mintsoulis	1980

**KICKOFF RETURNS****Most kickoff returns, career**

68	Matt D'Souza	2005-07
63	George Polyzois	2003-04
56	Ian Watson	1999-03
53	Tony Bahsous	2001-05
44	Glenn McCausland	1990-94
39	Francis Etienne	1993-95
38	Jason Riff	1999-03
35	Templar Iga	2001-04
31	Paul Shorten	1986-87, 91
31	Brian Zomer	1988-92

**Most kickoff returns, season**

31	Matt D'Souza	2006
27	George Polyzois	2004
25	Matt D'Souza	2007
22	Tony Bahsous	2004
22	George Polyzois	2006
21	Roger Makhlof	2003
19	Ian Watson	2000
19	Templar Iga	2003
18	Jason Riff	2002
18	Tony Bahsous	2005
17	Francis Etienne	1995
17	Ian Watson	1999

**Most kickoff return yardage, career**

1581	Matt D'Souza	2005-07
1179	Glenn McCausland	1990-94
1112	George Polyzois	2003-06
989	Ian Watson	1999-03
941	Tony Bahsous	2001-05
881	Francis Etienne	1993-95
712	Jason Riff	1999-03
652	Roger Makhlof	2000-03
640	Paul Shorten	1986-87, 91
592	James Baskin	1995-99

**Most kickoff return yardage, season**

729	Matt D'Souza	2006
581	Matt D'Souza	2007
555	George Polyzois	2004
419	Glenn McCausland	1992
393	Francis Etienne	1995
362	Steve Howlett	1984
360	Roger Makhlof	2003
354	Paul Shorten	1991
350	Chris Kotsopoulos	1978
338	Jason Riff	2002



## **PUNT RETURNS**

### **Most punt returns, career**

115	Brian Zomer	1988-92
92	Glenn McCausland	1990, 92-94
87	Tony D'Agostino	1977-81
77	Roger Lippert	1981-83
68	Bill Morassutti	1985-86
62	Ian Watson	1999-03

### **Most punt returns, season**

49	Roger Lippert	1983
43	Francis Etienne	1995
35	Bill Morassutti	1986
35	Eric Shilts	1996
34	Paul Forbes	1975
34	Glenn McCausland	1994
33	Bill Morassutti	1985
32	Tony D'Agostino	1979
32	Eric Shilts	1998
32	Matt D'Souza	2006

### **Most Punt return yardage, career**

1135	Glenn McCausland	1990, 92-94
1033	Brian Zomer	1988-92
882	Roger Lippert	1981-83
781	Bill Morassutti	1985-86
739	Tony D'Agostino	1977-81
635	Ian Watson	1999-03
574	Francis Etienne	1993-95

### **Most punt return yardage, season**

539	Roger Lippert	1983
476	Glenn McCausland	1993
464	Bill Morassutti	1985
392	Paul Forbes	1975
383	Glenn McCausland	1992
348	Trevor Davis	1982
346	Francis Etienne	1995
344	Ian Watson	2001

## **KICKOFFS**

### **Most kickoffs, career**

103	Mike Sokovnin	1972-77
88	Andrew Astrom	1987-90
70	Dean Dorsey	1979-81
68	Don Thompson	1971, 73
66	George Chilakos	1999-02
66	Murray Sobko	1989, 92-93
61	Joseph Valtellini	2003-07
56	Sam Papaconstantinou	1978-82
52	Stuart Brindle	1991-95
50	Lance Chomyc	1983-84

### **Most kickoffs, season**

39	Don Thompson	1973
39	Dean Dorsey	1981
32	Mike Sokovnin	1976
32	Murray Sobko	1993
31	Don Wright	1974
31	Mike Sokovnin	1975
30	Murray Sobko	1992
29	Don Thompson	1971

### **Most kickoff yardage, career**

5043	Mike Sokovnin	1972-77
4391	Andrew Astrom	1987-90
3510	Don Thompson	1971, 73
3334	Joseph Valtellini	2003-07
3248	Dean Dorsey	1979-81
3038	Murray Sobko	1989, 92-93
2821	Sam Papaconstantinou	1978-82
2807	George Chilakos	1999-02
2592	Lance Chomyc	1983-84
2190	Bill Stankovic	1969-70

### **Most kickoff yardage, season**

2007	Don Thompson	1973
1686	Dean Dorsey	1981
1604	Mike Sokovnin	1975
1503	Don Thompson	1971
1487	Murray Sobko	1993
1443	Don Wright	1974
1436	Mike Sokovnin	1976
1420	Murray Sobko	1992
1350	Lance Chomyc	1983
1330	Andrew Astrom	1990

### **Highest kickoff average, career (minimum 30 kickoffs)**

51.6	Lance Chomyc	1983-84
51.6	Don Thompson	1971, 73
50.4	Sam Papaconstantinou	1978-82
49.9	Andrew Astrom	1987-90
49.0	Mike Sokovnin	1972-77
47.0	Joseph Valtellini	2003-06
46.9	Joe Ramani	1998-99
46.7	Murray Sobko	1989, 92-93
46.6	Bill Stankovic	1969-70
46.4	Dean Dorsey	1979-91

### **Highest kickoff average, season (minimum 15 kickoffs)**

53.8	Andrew Astrom	1988
52.9	Mike Sokovnin	1977
51.9	Lance Chomyc	1983
51.7	Don Thompson	1971
51.7	Mike Sokovnin	1975
51.5	Don Thompson	1973
51.1	Sam Papaconstantinou	1978
50.5	Joseph Valtellini	2006
50.1	Stuart Brindle	1994
49.3	Andrew Astrom	1990

## **PUNTING**

### **Most punts, career**

223	Richard Iantria	1995-99
184	Paul McKay	1966-69
166	George Chilakos	1999-02
161	Ryan Koolen	1994-98
150	Ted Temertzoglou	1985-88
139	Andrew Astrom	1987, 89-90
136	Joseph Valtellini	2003-07
126	Lou Tiro	1991-93
117	Paul McMillan	1974-77
115	Bill Mintsoulis	1979-80, 82

### **Most punts, season**

87	Richard Iantria	1999
81	George Chilakos	2002
78	Richard Iantria	1996
75	Joseph Valtellini	2006
73	Ryan Koolen	1998
70	Paul McKay	1969
65	Mark Stinson	2007
64	George Polyzois	2003
63	Ryan Koolen	1997
62	Ted Temertzoglou	1988
62	Cameron Takacs	2004

### **Most punting yardage, career**

7474 Richard Iantria 1995-99  
 6823 Paul McKay 1966-69  
 6083 George Chilakos 1999-02  
 5310 Ryan Koolen 1994-98  
 5192 Andrew Astrom 1987, 89-90  
 4984 Ted Temertzoglou 1985-88  
 4713 Joseph Valtellini 2003-07  
 4483 Lou Tiro 1991-93  
 4104 Bill Mintsoulis 1979-80, 82  
 4103 Paul McMillan 1974-77  
 3911 Lance Chomyc 1983-84

**Most yards punting, season**

3142 George Chilakos 2002  
 2856 Richard Iantria 1999  
 2583 Joseph Valtellini 2006  
 2555 Paul McKay 1969  
 2513 Ryan Koolen 1998  
 2450 Richard Iantria 1996  
 2209 Andrew Astrom 1989  
 2168 Richard Iantria 1995  
 2136 Ted Temertzoglou 1988  
 2105 Mark Stinson 2007  
 2075 Lance Chomyc 1983

**Highest punting average, career  
 (minimum 80 punts)**

40.3 Lance Chomyc 1983-84  
 37.4 Andrew Astrom 1987, 89-90  
 37.1 Paul McKay 1966-69  
 36.6 George Chilakos 1999-02  
 35.7 Bill Mintsoulis 1979-80, 82  
 35.6 Lou Tiro 1991-93  
 35.4 Don Thompson 1971, 73  
 35.1 Paul McMillan 1974-77  
 34.9 Joseph Valtellini 2006  
 33.5 Richard Iantria 1995-99

**Highest punting average, season  
 (minimum 20 punts)**

42.3 Lance Chomyc 1983  
 39.3 Dean Dorsey 1981  
 38.8 George Chilakos 2002  
 38.4 Paul McKay 1967  
 38.3 Lance Chomyc 1984  
 38.2 Jim Mossop 1976  
 38.2 Bill Mintsoulis 1979  
 38.1 Don Thompson 1971  
 38.0 Paul McKay 1968  
 37.5 George Chilakos 2001

**Longest punt**

84 George Chilakos (Oct 4/02)

**DEFENSIVE STATISTICS**

**Most interceptions returned,  
 career**

17 Peter McNabb 1970-72  
 11 Eugene Nakatsu 1977-80  
 9 Roger Lippert 1980-83  
 9 Dave Blanch 1987-91  
 9 Cameron Lee 1994-98  
 8 Ian Kirkpatrick 1965-66, 68  
 8 Rick Jespersen 1973-76  
 8 Ted Temertzoglou 1984-88  
 8 Dean Turner 1991-94

**Most interceptions returned, season**

8 Peter McNabb 1970  
 6 Peter McNabb 1972  
 6 Ted Temertzoglou 1988  
 6 Sean Spence 1999  
 5 Jim Spryoloulos 1990  
 5 Andrew Lang 1993  
 4 (15 tied)

**Most interception return yardage,  
 career**

232 Peter McNabb 1970-72  
 132 Ian Kirkpatrick 1965-66, 68  
 127 Cameron Lee 1994-98  
 125 Eugene Nakatsu 1977-80  
 101 Roger Lippert 1980-83  
 99 Kamal Shah 2000-01  
 94 Ted Temertzoglou 1984-88

**TEAM RECORDS****Offence****Highest net offence, season**

3394 1981  
 3323 1974  
 3206 1980  
 2940 1975  
 2895 1973  
 2885 1995  
 2884 1993  
 2781 1976  
 2691 1992  
 2643 1991

**Passing****Most passing attempts, season**

328 1981  
 295 2006  
 268 1980  
 267 2007  
 260 1985  
 257 1995  
 253 2004  
 250 2005  
 227 1986  
 227 1984  
 227 2003

**Most pass completions, season**

200 1981  
 151 1980  
 142 1985  
 142 1995  
 135 1986  
 135 2006  
 121 1971  
 119 1984  
 116 1994  
 114 1982

**Most yards passing, season**

2776 1981  
 2376 1980  
 2043 1986  
 2042 1995  
 1910 1985  
 1869 2006  
 1839 1993  
 1770 1971  
 1675 1984  
 1614 2005

**Highest passing completions percentage, season**

61.0 1981  
 59.5 1986  
 59.4 1982  
 58.3 1973  
 56.3 1980  
 55.3 1995  
 55.1 2001  
 55.0 1978  
 54.6 1985  
 54.5 1976  
 54.5 1992

**Most touchdowns passing, season**

22 1981  
 20 1973  
 18 1980  
 16 1971  
 13 1992  
 13 1993  
 12 1969  
 12 1987  
 11 1974  
 11 1975  
 11 1984  
 11 1995

**Most interceptions thrown, season**

25 2003  
 17 2004  
 15 1972  
 14 1971  
 14 2005  
 14 2007  
 13 1979  
 13 1980  
 13 1984  
 13 1986  
 13 1988

**Rushing****Most carries, season**

338 1999  
 322 1974  
 315 1976  
 304 1975  
 288 1973  
 259 1970  
 257 1998  
 251 1977  
 251 1989  
 245 1996

**Most yards rushing, season**

1912 1974  
 1640 1975  
 1567 1999  
 1556 1976  
 1553 1991  
 1389 1990  
 1387 1992  
 1322 1973  
 1214 1983  
 1213 1998

**Most rushing touchdowns, season**

17 1974  
 15 1976  
 14 1966  
 14 1982  
 13 1979  
 12 1977  
 12 1992  
 11 1970  
 11 1973  
 11 1983  
 11 1990

**Kickoffs****Most kickoffs, season**

41 1981  
 39 1973  
 38 1976  
 37 1985  
 36 1971  
 35 1982  
 34 1974  
 34 1992  
 33 1993  
 32 1991

**Most kickoff yards, season**

1798 1981  
 1787 1971  
 1737 1982  
 1673 1976  
 1657 1985  
 1604 1975  
 1588 1974  
 1578 1992  
 1499 1993  
 1494 1980

**Longest average kickoff, season**

53.8 1988  
 51.9 1983  
 51.7 1975  
 51.5 1973  
 51.1 1978  
 50.5 2006  
 50.1 1994  
 49.6 1971  
 49.6 1982  
 49.3 1990

**Kickoff Returns****Most kickoff returns, season**

70 2004  
 62 2006  
 61 2003  
 59 2005  
 51 2002  
 49 2001  
 47 1999  
 44 2000  
 41 2007  
 37 1995

**Most Kickoff return yardage, season**

1185 2004  
 1132 2006  
 981 2003  
 890 2005  
 790 2002  
 774 1999  
 771 2007  
 739 2001  
 669 1995  
 638 1986

**Punting****Most punts, season**

91 1999  
 91 2001  
 89 2002  
 86 2000  
 83 2007  
 80 2003  
 80 2005  
 78 1996  
 76 2004  
 76 2006

**Most yards punting, season**

3398 2002  
 3014 2001  
 3012 1999  
 2673 2007  
 2617 2006  
 2555 1969  
 2549 2000  
 2485 2005  
 2483 1979  
 2450 1996

**Longest average punt, season**

42.3 1983  
 39.3 1981  
 38.4 1971  
 38.3 1984  
 38.2 2002  
 37.4 1989  
 37.0 1990  
 36.7 1995  
 36.5 1969  
 36.5 1976  
 36.1 1977

**Punt returns****Most punt returns, season**

70 1971  
 68 1975  
 66 1982  
 64 1979  
 64 1983  
 61 1969  
 61 1989  
 58 1998  
 57 1977  
 55 1974  
 55 1976  
 55 1978

**Most punt return yardage, season**

842 1982  
 674 1983  
 618 1979  
 583 1975  
 579 1993  
 573 1991  
 570 1971  
 549 1977  
 528 1976  
 517 1985

**Interceptions****Most interceptions caught, season**

19 1980  
 15 1972  
 14 1969  
 14 1970  
 14 1992  
 13 1975  
 13 1979  
 13 1981  
 13 1988  
 13 1993  
 13 1996  
 13 1997

**Most interception return yards, season**

237 1970  
 225 1969  
 225 1980  
 199 1973  
 199 2001  
 186 1993  
 176 1972  
 171 1977  
 164 1992  
 162 1981

**Penalties****Most penalties, season**

101 2007  
 95 2006  
 90 2005  
 86 1982  
 84 1994  
 77 1988  
 73 2000  
 71 1987  
 71 2003  
 69 1980  
 69 1992

**Most yards penalised, season**

1035 2007  
 866 1982  
 753 1981  
 749 1980  
 742 2006  
 725 1994  
 714 1995  
 713 2005  
 655 1987  
 655 2000  
 647 1971

**First Downs****Most first downs, season**

183 1973  
 180 1981  
 166 1980  
 163 1971  
 163 1974  
 159 1995  
 157 2006  
 156 2005  
 154 1985  
 153 1986

**Most first downs rushing, season**

89 1974  
 87 1976  
 84 1975  
 84 1999  
 82 1973  
 78 1990  
 75 1992  
 74 1977  
 73 1991  
 68 2005

**Most first downs passing, season**

131 1981  
 114 1980  
 92 1985  
 90 1995  
 89 1986  
 84 1973  
 83 2006  
 82 1971  
 77 1984  
 75 2005  
 73 1987

**Most first downs by penalty, season**

28 2006  
 26 1971  
 22 2007  
 18 1980  
 18 1981  
 17 1973  
 17 1977  
 17 1990  
 17 2000  
 15 1982  
 15 1985

**Fumbles****Most fumbles, season**

25 1969  
 24 2007  
 23 1970  
 21 1965  
 21 1973  
 20 1987  
 20 2006  
 19 1984  
 18 1995  
 17 1971  
 17 1985

**Most fumbles lost, season**

17 1969  
 17 2007  
 15 1973  
 14 1965  
 14 1984  
 13 1995  
 12 1982  
 12 1987  
 12 1998  
 12 2006  
 11 1970  
 11 1975  
 11 1997

# Vanier Cup Appearances

## Vanier Cup I

20 November 1965

Varsity Blues 14, Alberta Golden Bears 7

Varsity Stadium, Toronto

In 1965, the Canadian Save the Children Fund inaugurated the Vanier Cup as an invitational post-season bowl game. As the 1965 Yates Cup champions the Blues were invited to play against the Western Conference champion Alberta Golden Bears.

Game day arrived, and there was a steady downpour in near-freezing temperature, not the most conducive conditions to entice a crowd. Passing was virtually a write off in such conditions, both teams having to rely heavily on the running game.

Toronto scored a rouge 12:50 into the game on a missed 32-yard field goal, breaking the initial deadlock. Alberta's first points came 3:55 into the second quarter with the defence intercepting Taylor's pass, and running it 58 yards for the touchdown. The Blues blocked the convert, but Alberta made the score 7-1 with a single on and 18-yard missed field goal at 10:11 in the same quarter.

Much of the third quarter entailed both teams punting back and forth, little productive being accomplished. On the final play of the quarter, Taylor pulled off what is still one of the strangest successful plays in Vanier history. He handed off to Gerry Sternberg, who gave the ball to Jim Ware, who in turn lateraled back to Taylor. While the whole of the Golden Bears defence scurried in bewilderment, Taylor fired a 23-yard strike to Mike Eben, alone in the end zone. The convert gave Varsity an 8-7 lead, which Taylor increased to 14-7 on a 7-yard run on the final play of the game, clinching the first Vanier Cup title for the Varsity Blues. Sternberg was given the Teddy Morris Memorial Trophy as outstanding player of the game, rushing for 85 yards.

In a ceremony in the spring of 1966, Governor General Georges Vanier presented the trophy bearing his name to the Blues at the annual Athletic Banquet, putting the final glory on one of the finest Varsity Blues football teams. The entire 1965 football team was later inducted into the U of T Sports Hall of Fame in 2002.

### SCORING

	1	2	3	4	FINAL
Alberta	0	7	0	0	7
Toronto	1	0	7	6	14

### First Quarter

12:50 TOR ROUGE—Raham 32 MFG

### Second Quarter

3:55 ALB TD—Bradley 58 INT return (Hale kick) blocked)

10:11 ALB ROUGE—Hale 18 MFG

### Third Quarter

15:00 TOR TD—Eben 23 pass from Taylor (Taylor kick)

### Fourth Quarter

15:00 TOR TD—Taylor 7 run (no convert)

Attendance: 3,488

### STATISTICS

	Toronto	Alberta
First Downs	14	12
First Downs (R-Pa-Pen)	9-4-1	10-1-1
Rushing	199	207
Passing	65	28
Losses	0	12
Net Yards	264	223
Pass att.-comp-TD-int.	14-4-1-2	12-5-0-2
Ret yards (P-K)	47-32	31-46
Interceptions-yards	2-19	2-74
Fumbles-Lost	7-5	6-3
Punts-Avg.	9-34.6	8-28.5
Penalties-Yards	3-35	4-25

### Rushing (rushes-yards)

Toronto: Sternberg 16-85, Pukonen 14-69, Taylor 6-40, DiGuseppe 4-5

Alberta: Hale 12-60 1TD, Mathers 5-56, Algater 11-45, Strifler 12-35, Violini 3-11

### Passing (att-comp-yds-td-int)

Toronto: Taylor 14-4-65-1-2

Alberta: Algater 11-4-26-0-2, Schneider 1-1-2-0-0

### Receiving (rec-yards)

Toronto: Eben 2-34 1TD, Ware 4-5, Sternberg 1-14

Alberta: Semotiuk 2-27, Strifler 2-3, Mathers 1-(-2)

### Int. Returns (int-yards)

Toronto: Ilves 1-14, Whyte 1-5

Alberta: Bradley 1-58 1TD, Egbert 1-16

**Vanier Cup X  
22 November 1974  
Western Mustangs 19, Varsity Blues 15  
CNE Stadium, Toronto**

Western's Jay Parry raced for 47 yards after grabbing Bill Robinson's pass to lead the Mustangs to a 19-15 win over the Toronto Varsity Blues. The Blues had dominated the game in most statistical categories, except the score, with 229 yards in offense versus Western's 178. The game attracted a Vanier Cup record 24,777 spectators (at the time) and featured numerous turnovers by both teams.

**SCORING**

	<b>1</b>	<b>2</b>	<b>3</b>	<b>4</b>	<b>FINAL</b>
Western	1	9	9	0	19
Toronto	9	0	0	6	15

**First Quarter**

10:41 TOR SAFETY—Team  
11:15 TOR TD—Hedges run (Sokovnin kick)  
14:25 UWO ROUGE—Craig

**Second Quarter**

11:09 UWO SAFETY—Team  
14:59 UWO TD—Bryans (Skopelianos kick)

**Third Quarter**

2:32 UWO ROUGE—Skopelianos  
7:29 UWO TD—Parry pass from Robinson (Skopelianos kick)  
12:43 UWO ROUGE—Skopelianos

**Fourth Quarter**

11:39 TOR TD—Ince pass from Langley (conv. failed)

**Attendance:** 24,777

**STATISTICS**

	<b>Toronto</b>	<b>Western</b>
First Downs	9	10
First Downs (R-Pa-Pen)	4-3-2	4-5-1
Rushing	129	87
Passing	147	127
Losses	40	36
Net Yards	236	178
Pass att.-comp-TD-int.	14-6-1-1	25-11-1-1
Ret yards (P-K)	49-62	82-66
Interceptions-yards	1-21	1-5
Fumbles-Lost	4-4	4-1
Punts-Avg.	11-29.6	11-30.1
Penalties-Yards	5-40	7-85

**Rushing (rushes-yards)**

Toronto: Bragagnolo 17-55, Castillo 8-25, Langley 4-21, Hedges 5-14 1TD, Elsey 3-14

Western: Parks 11-36, Scarborough 7-25, Rozalowsky 4-17, Heartwell 2-8, Robinson 2-1

**Passing (att-comp-yds-td-int)**

Toronto: Langley 11-6-147-1-0, Brenchley 2-0-0-0-0, Sokovnin 1-0-0-0-1

Western: Robinson 25-11-127-1-1

**Receiving (rec-yards)**

Toronto: Ince 2-107, Elsey 2-39, Bragagnolo 1-1, Andryjowicz 1-(-7)

Western: Labett 4-48, Parry 1-47 1TD, Rush 2-16, Rozalowsky 1-7, Scarborough 1-0

**Int. Returns (int-yards)**

Toronto: Ball 1-21

Western: Jewell 1-5

**Vanier Cup XXIX  
20 November 1993  
Varsity Blues 37, Calgary Dinosaurus 34  
SkyDome, Toronto**

The Varsity Blues captured the 29th Vanier Cup championship in a game to be remembered.

Diminutive Glen McCausland scored on an 81-yard punt return, a Vanier Cup record, to pace Toronto to an exciting 37-34 victory over the Calgary Dinosaurus. Calgary kicker Bruce Parsons could have sent the game into overtime with 10 seconds remaining, but his 22-yard field goal attempt was blocked by the Blues' John Raposo.

The Blues took a 23-7 lead in the third quarter, but Calgary rallied to make it 23-21. It was then that McCausland, who was named the game's Most Valuable Player, took matters into his own hands. The five-foot-six, 165-pound star made a scintillating punt return 28 seconds into the fourth frame for a touchdown. Toronto linebacker Barry McCamus then put the Blues ahead 37-21 at 3:29 when he scored on a 22-yard interception return.

Calgary again rallied, thanks to Chris Lewis' one-yard touchdown run at 7:30 and John Kalin's 13-yard scoring strike to James Buchanan at 12:09. These scores cut Toronto's lead to 37-34. Calgary got the ball at its 45-yard line with less than a minute remaining after a surprising third-down Toronto gamble failed. Kalin guided Calgary to the Toronto 15 prior to Raposo's block.

The win was Toronto's first Vanier Cup title since 1965.

**SCORING**

	<b>1</b>	<b>2</b>	<b>3</b>	<b>4</b>	<b>FINAL</b>
Calgary	7	0	14	13	34
Toronto	6	10	7	14	37

**First Quarter**

5:48 CAL TD—Blair 18 pass from Kalin (Parsons kick)

8:31 TOR FG—Brindle 23

13:31 TOR FG—Brindle 23

**Second Quarter**

1:04 TOR TD—Richer 56 run (Brindle kick)

14:56 TOR FG—Brindle 38

**Third Quarter**

4:08 TOR TD—Richer 1 run (Brindle kick)

8:43 CAL TD—Freiter 17 pass from Assen (Parsons kick)

11:09 CAL TD—Lewis 20 run (Parsons kick)

**Fourth Quarter**

0:28 TOR TD—McCausland 81 punt return (Brindle kick)

3:29 TOR TD—McCamus 22 INT return (Brindle kick)

7:30 CAL TD—Lewis 1 run (Parsons kick)

12:09 CAL TD—Buchanan 13 pass from Kalin (Parsons kick failed)

**Attendance:** 20,211

**STATISTICS**

	<b>Toronto</b>	<b>Calgary</b>
First Downs	17	27
First Downs (R-Pa-Pen)	14-3-0	10-16-1
Rushing	274	111
Passing	112	266
Losses	18	11
Net Yards	368	365
Pass att.-comp-TD-int.	18-6-0-2	40-20-3-3
Ret yards (P-K)	126-99	57-118
Interceptions-yards	3-50	2-8
Fumbles-Lost	2-2	1-1
Punts-Avg.	6-39.2	7-32.4
Penalties-Yards	7-57	6-50

**Rushing (rushes-yards)**

Toronto: Richer 19-153 2TD Muxlow 6-54, McCausland 2-35, Sturino 4-32

Calgary: Lewis 15-57 2TD, Kalin 9-44, Evans 3-10

**Passing (att-comp-yds-td-int)**

Toronto: Sturino 18-6-112-0-2

Calgary: Kalin 28-14-190-2-1, Assen 12-6-76-1-2

**Receiving (rec-yards)**

Toronto: Etienne 2-64, Nardi 1-28, McCausland 3-20

Calgary: Freiter 9-107 1TD, Blair 5-72 1TD, Buchanan 5-68 1TD, Klein 1-19

**Int. Returns (int-yards)**

Toronto: Barnett 1-28, McCamus 1-22, Lang 1-0

Calgary: Schrauth 2-8



## Varsity Blues All-Time Football Results, 1877 to date

Note: From 1877 through 1882, games were decided by a majority of goals (i.e. field goals and converts), tries (i.e. touchdowns) only being counted either if no goals were scored, or if the number of goals scored was equal.

<p style="text-align: center;"><b>1877</b></p> <p>N4 Upper Canada 1t-2t (0-1-0)</p> <p style="text-align: center;"><b>1878</b></p> <p>N13 Trinity tie N16 Toronto FC 2g-1t N19 Trinity 2g,2t-0 (2-0-1)</p> <p style="text-align: center;"><b>1879</b></p> <p>O23 Upper Canada 2t-1g,1t O25 Guelph OAC 1g, 5t-0 O27 Trinity 1g, 5t-0 N1 Michigan 0-0 (2-1-1)</p> <p style="text-align: center;"><b>1880</b></p> <p>O29 Upper Canada 2g,1t-0 N1 Upper Canada 1g,2t-1t N4 Hamilton Tigers 2t-0 N6 Michigan 0-1g,2t N17 Trinity 1g,6t-0 (4-1-0)</p> <p style="text-align: center;"><b>1881</b></p> <p>O6 Upper Canada 3t-0 O22 McGill 0-2t N9 Hamilton Tigers 2t-1g (1-2-0)</p> <p style="text-align: center;"><b>1882</b></p> <p>O7 Toronto FC 2t-1g O13 Toronto FC 2t-0 O16 Upper Canada 1g-0 O19 Toronto Victorias 2g,1t-0 O27 Trinity 1g,2t-0 N3 Trinity College Sch. 3g,4t-0 N4 McGill 0-1g,1t N9 Guelph OAC 2g,4t-0 N11 Toronto Victorias 3g, 2t-1t (7-2-0)</p> <p style="text-align: center;"><b>1883</b></p> <p>O12 St George Club 16-0 O16 Upper Canada 2-2 O18 Trinity (ORFU) 26-3 O27 Toronto FC (ORFU) 1-23 N3 McGill 16-9 N6 UCC 2-9 N22 Guelph OAC 77-0 (ORFU: 1-1-0) (4-2-1)</p>	<p style="text-align: center;"><b>1884</b></p> <p>O8 Toronto FC 4-0 O10 Upper Canada 7-1 O18 Toronto FC (ORFU) 0-24 O29 Upper Canada 0-4 N1 Guelph OAC 19-0 N5 Trinity (draw) 2-1 N8 McGill 0-23 N15 Guelph OAC 8-0 N19 Trinity (draw) 0-1 (ORFU: 0-1-0) (4-3-2)</p> <p style="text-align: center;"><b>1885</b></p> <p>O14 Upper Canada (draw) 0-2 O16 Guelph OAC (ORFU) 67-0 O23 Trinity (ORFU) 21-0 O28 Upper Canada 19-0 O31 Ottawa College (ORFU) 2-19 N7 McGill 17-1 N21 Toronto FC 33-1 (ORFU: 2-1-0) (5-1-1)</p> <p style="text-align: center;"><b>1886</b></p> <p>O9 Upper Canada 52-0 O16 Guelph OAC (ORFU) 55-1 O20 Trinity 66-0 O22 Upper Canada (ORFU) 38-0 O30 Ottawa College (ORFU) 2-2 N4 Ottawa College (ORFU) 1-12 N13 McGill (draw) 1-4 N20 Toronto FC 14-5 (ORFU: 2-1-1) (5-1-2)</p> <p style="text-align: center;"><b>1887</b></p> <p>O12 Upper Canada (ORFU) 52-0 O15 Queen's (ORFU) 10-8 O18 Upper Canada 57-9 O22 Ottawa College (ORFU) 0-9 N1 Trinity 28-0 N5 McGill 27-7 N12 Toronto FC 11-5 (ORFU: 2-1-0) (6-1-0)</p> <p style="text-align: center;"><b>1888</b></p> <p>O17 Upper Canada 25-0 O25 Toronto FC 1-4 O27 McGill 2-2 N1 Upper Canada 32-0 N10 Toronto FC 3-0 N13 Trinity 10-0 (4-1-1)</p>	<p style="text-align: center;"><b>1889</b></p> <p>Upper Canada 57-0 O19 Royal Military College 36-5 O26 Hamilton 14-4 O30 Upper Canada 26-0 N2 McGill 13-6 N14 Trinity 27-5 N23 Toronto FC 12-4 (7-0-0)</p> <p style="text-align: center;"><b>1890</b></p> <p>O18 Toronto FC 6-16 O21 Upper Canada 32-9 O25 Queen's (ORFU) 5-29 N13 Trinity 16-13 (ORFU: 0-1-0) (2-2-0)</p> <p style="text-align: center;"><b>1891</b></p> <p>O5 Upper Canada 36-0 O8 Osgoode Hall 6-10 O15 Trinity (ORFU) 18-1 O24 Trinity (ORFU) 20-9 O31 Queen's (ORFU) 25-17 N6 Osgoode Hall (ORFU) 10-10 N9 Osgoode Hall (ORFU) 2-18 N14 McGill 7-13 (ORFU: 3-1-1) (4-3-1)</p> <p style="text-align: center;"><b>1892</b></p> <p>O8 Toronto FC (ORFU) 8-19 O15 Toronto FC (ORFU) 5-12 N10 McGill 9-9 N17 Trinity 13-6 (ORFU: 0-2-0) (1-2-1)</p> <p style="text-align: center;"><b>1893</b></p> <p>O19 Osgoode Hall 50-0 O21 Queen's (ORFU) 7-27 O28 Queen's (ORFU) 16-6 N8 Trinity 22-5 (ORFU: 1-1-0) (3-1-0)</p> <p style="text-align: center;"><b>1894</b></p> <p>S29 Hamilton 8-11 O6 Osgoode Hall (ORFU) 8-29 O13 Osgoode Hall (ORFU) 19-4 N1 Trinity 48-10 N3 Toronto FC 34-10 N11 McGill 24-6 (ORFU: 1-1-0) (4-2-0)</p>
---	--	--

1895		
O19	Hamilton Tigers (ORFU)	16-12
O26	Hamilton Tigers (ORFU)	14-15
N2	Queen's (ORFU)	19-2
N9	Queen's (ORFU)	7-12
N21	Montreal (DC)	20-5
	(Dominion Champions)	
	(ORFU: 2-2-0 CH) (3-2-0)	

1896		
O3	Hamilton Tigers	8-4
O7	Toronto AC	12-2
O10	Lornes FC	26-6
O17	Ottawa FC	32-14
O24	Queen's (ORFU)	18-16
O31	Queen's (ORFU)	13-1
N7	Toronto AC (ORFU)	43-6
N14	Toronto AC (ORFU)	18-16
N21	Ottawa College (DC)	8-12
	(ORFU: 4-0-0 CH) (8-1-0)	

1897		
O2	McGill	2-5
O6	Osgoode Hall	5-1
O9	Lornes FC (ORFU)	11-23
O16	Lornes FC (ORFU)	7-7
O20	Hamilton	6-8
O30	Queen's	5-10
	(ORFU: 0-1-1) (1-4-1)	

1898		
O1	Hamilton FC (ex)	12-1
O4	Osgoode Hall (ex)	4-0
O6	Argonauts (ex)	4-1
O15	McGill	11-5
O22	Queen's	16-6
N5	McGill	18-3
N12	Queen's	4-5
N19	Ottawa City (PO)	3-7
	(Lg: 3-1-0 CH) (6-2-0)	

1899		
O7	McGill	33-6
O21	Argonauts (ex)	0-9
O28	Queen's	10-0
N6	Irish (Rugby) (ex)	6-12
N11	McGill	11-5
N18	Queen's	2-8
	(Lg: 3-1-0 CH) (3-3-0)	

1900		
O13	McGill	4-13
O20	Argonauts (ex)	11-4
O27	Queen's	11-11
N10	Queen's	3-15
N17	McGill	7-4
	(Lg: 1-2-1) (2-2-1)	

1901		
O12	McGill	14-5
O19	Argonauts (ex)	12-18
O26	Queen's	23-8
N2	Queen's	15-11
N9	McGill	12-0
N28	Argonauts (ex)	1-5
	(Lg: 4-0-0 CH) (4-2-0)	

1902		
O11	McGill	11-10
O25	McGill	0-16
N1	Queen's	0-5
N8	Queen's	12-1
N15	Argonauts (ex)	22-8
N22	Argonauts (ex)	30-5
	(Lg: 2-2-0) (4-2-0)	

1903		
O17	McGill	7-3
O24	Argonauts (ex)	13-1
O31	Queen's	19-7
N7	Queen's	7-7
N14	Hamilton Tigers (ex)	29-5
N21	McGill	17-4
	(Lg: 3-0-1 CH) (5-0-1)	

1904		
O8	McGill	8-9
O22	Peterborough (ex)	14-6
O29	Queen's	10-21
N5	McGill	5-18
N12	Queen's	3-31
	(Lg: 0-4-0) (1-4-0)	

1905		
O14	Queen's	19-5
O21	McGill	15-14
O28	Queen's	20-6
N4	McGill	8-2
N11	Ottawa	19-5
N18	Ottawa	21-11
N25	Ottawa City (DC)	11-9
	(Dominion Champions)	
	(Lg: 6-0-0 CH) (7-0-0)	

1906		
O18	Queen's	12-0
O27	Ottawa	27-0
N3	Ottawa	4-5
N10	McGill	6-2
N17	Queen's	9-11
N24	McGill	16-18
N31	Argonauts (ex)	8-9
	(Lg: 3-3-0) (3-4-0)	

1907		
O12	McGill	10-7
O19	Ottawa	8-13
O26	McGill	19-16
N2	Ottawa	10-13
N9	Queen's	20-5
N16	Queen's	3-4
	(Lg: 3-3-0) (3-3-0)	

1908		
O10	McGill	32-0
O17	Queen's	3-18
O24	Ottawa	30-18
O31	Ottawa	14-9
N7	McGill	14-1
N14	Queen's	20-8
N21	Queen's (YC)	12-0
N28	Hamilton Tigers DC	17-21
	(Lg: 5-1-0 CH) (6-2-0)	

1909		
O9	Queen's	7-1
O16	McGill	18-1
O23	Ottawa	63-2
O30	Ottawa	46-4
N6	Queen's	21-9
N13	McGill	9-11
N27	Ottawa City (PO)	31-7
D4	Parkdale (GC)	26-6
	(Grey Cup Champions)	
	(Lg: 5-1-0 CH) (7-1-0)	

1910		
O8	McGill	10-9
O15	Ottawa	36-1
O22	McGill	8-1
O29	Ottawa	26-5
N5	Queen's	25-9
N12	Queen's	9-4
N19	Toronto AAC (PO)	22-3
N26	Hamilton Tigers (GC)	16-7
	(Grey Cup Champions)	
	(Lg: 6-0-0 CH) (8-0-0)	

1911		
S30	Old Boys (ex)	6-11
O7	Queen's	18-6
O14	McGill	18-10
O21	Ottawa	8-10
O28	McGill	26-22
N4	Queen's	23-4
N11	Ottawa	29-13
N25	Argonauts (GC)	14-7
	(Grey Cup Champions)	
	(Lg: 5-1-0 CH) (6-2-0)	

1912		
S28	Old Boys (ex)	29-30
O5	McGill	26-13
O12	Ottawa	30-11
O19	McGill	7-28
O26	Queen's	17-11
O28	Carlisle Indians (ex)	1-49
[N2	Ottawa	default W]
N2	RMC (ex)	35-21
N9	Queen's	9-3
N16	McGill (YC)	3-14
N23	Argonauts (ex)	16-22
	(Lg: 4-2-0) (5-6-0)	

1913		
O4	Old Boys (ex)	52-16
O11	RMC	14-15
O18	McGill	5-21
O25	Queen's	18-3
N1	RMC	35-16
N8	Queen's	29-9
N15	McGill	14-22
	(Lg: 3-3-0 CH) (4-3-0)	

1914		
O3	Old Boys (ex)	22-20
O10	McGill	1-25
O17	Queen's	21-14
O24	Toronto R&AA (ex)	14-12
O31	Queen's	25-17
N7	McGill	12-7
N14	Hamilton Rowing (ex)	19-13
N21	McGill (YC)	17-13
D5	Argonauts (GC)	2-10
	(Lg: 3-1-0 CH) (7-2-0)	

**1915-1918**  
no teams--war years

1919		
O4	Old Boys (ex)	5-8
O11	Queen's	41-3
O18	Toronto R&AA (ex)	7-9
O25	Queen's	30-2
N1	McGill	3-16
N15	McGill	1-21
	(Lg: 2-2-0) (2-4-0)	

1920		
O9	Old Boys (ex)	14-6
O16	Queen's	17-6
O18	Hamilton (ex)	25-7
O23	McGill	13-7
N6	McGill	3-7
N13	Queen's	34-1
N20	McGill (YC)	14-6
D4	Argonauts (GC)	16-3
	(Grey Cup Champions)	
	(Lg: 3-1-0 CH) (7-1-0)	

1921		
O1	Old Boys (ex)	23-11
O8	Queen's	5-9
O15	McGill	4-4
O29	McGill	16-2
N5	Queen's	13-12
N7	Hamilton (ex)	3-4
N19	Argonauts (PO)	12-20
	(Lg: 2-1-1 CH) (3-3-1)	

1922		
S30	Old Boys (ex)	4-2
O7	McGill	20-2
O21	McGill	51-5
O28	Queen's	13-15
N11	Queen's	24-1
N18	Queen's (YC)	6-12
	(Lg: 3-1-0) (4-2-0)	

1923		
O6	Old Boys (ex)	15-13
O13	McGill	22-9
O20	Queen's	3-9
O27	Hamilton Rowing (ex)	21-5
N3	Queen's	5-18
N10	McGill	8-16
	(Lg: 1-3-0) (3-3-0)	

1924		
O4	Old Boys (ex)	18-1
O11	McGill	13-0
O18	Queen's	2-8
O25	Ottawa FBC (ex)	11-8
N8	Queen's	13-14
N15	McGill	8-13
N27	Detroit U (ex)	18-30
	(Lg: 1-3-0) (3-4-0)	

1925		
O3	Old Boys (ex)	3-1
O10	Queen's	5-8
O31	Queen's	0-17
N7	McGill	9-3
N14	McGill	10-11
	(Lg: 1-3-0) (2-3-0)	

1926		
S25	Camp Borden (ex)	20-11
O2	Argonauts (ex)	13-14
O9	McGill	3-7
O16	Queen's	11-5
O30	McGill	11-5
N8	Ottawa Senators (ex)	12-10
N13	Queen's	1-3
N20	McGill (PO)	12-2
N27	Queen's (YC)	8-0
D4	Ottawa Senators (GC)	7-10
	(Lg: 2-2-0 CH) (6-4-0)	

1927		
O1	RMC (ex)	37-1
O8	McGill	6-12
O22	Queen's	0-3
O29	Queen's	6-12
N5	McGill	8-1
	(Lg: 1-3-0) (2-3-0)	

1928		
S29	Argonauts (ex)	3-12
O6	Queen's	10-7
O13	McGill	7-16
O27	Queen's	4-16
N10	McGill	7-13
	(Lg: 1-3-0) (1-4-0)	

1929		
S28	Argonauts (ex)	10-9
O5	Western	27-3
O12	Queen's	4-11
O19	McGill	15-1
O26	Western	6-2
N2	McGill	13-0
N9	Queen's	7-6
N16	Queen's (YC)	5-15
	(Lg: 5-1-0) (6-2-0)	

1930		
O4	Argonauts (ex)	9-1
O11	McGill	11-1
O18	Western	3-2
O25	Queen's	6-1
N1	McGill	7-7
N8	Queen's	5-12
N15	Western	2-9
	(Lg: 3-2-1) (4-2-1)	

1931		
S26	Balmy Beach (ex)	8-15
O3	Kitchener FC (ex)	19-1
O10	Queen's	2-3
O17	McGill	6-8
O24	Western	4-6
O31	Western	2-10
N7	McGill	3-8
N14	Queen's	17-0
	(Lg: 1-5-0) (2-6-0)	

1932		
S24	St. Michael's (ex)	12-3
O1	Argonauts (ex)	7-9
O8	Queen's	24-8
O15	McGill	15-6
O22	Western	7-6
O29	Western	8-22
N5	McGill	8-4
N12	Queen's	21-2
N26	Hamilton Tigers (PO)	3-9
	(Lg: 5-1-0 CH) (6-3-0)	

<b>1933</b>		
S23	Balmy Beach (ex)	11-5
S30	Argonauts (ex)	1-25
O7	McGill	8-0
O14	Western	21-2
O21	Queen's	2-8
O28	Queen's	6-14
N4	Western	22-14
N11	McGill	7-4
N18	Queen's (YC)	10-3
	(Lg: 4-2-0 CH) (6-3-0)	

<b>1934</b>		
S22	St. Michael's (ex)	5-11
S29	Balmy Beach (ex)	12-0
O6	McGill	10-4
O8	Alumni (Copp game) (ex)	5-1
O13	Western	34-1
O20	Queen's	3-4
O27	Queen's	7-6
N3	Western	22-6
N10	McGill	4-3
N17	Queen's (YC)	7-8
	(Lg: 5-1-0) (7-3-0)	

<b>1935</b>		
S28	Balmy Beach (ex)	11-1
O5	Western	21-1
O12	Queen's	2-2
O19	McGill	11-7
O26	McGill	20-6
N2	Queen's	18-15
N9	Western	13-12
N16	Queen's (YC)	4-6
	(Lg: 5-0-1) (6-1-1)	

<b>1936</b>		
O3	Balmy Beach (ex)	5-3
O10	Western	8-5
O17	Queen's	14-2
O24	McGill	3-8
O31	McGill	35-2
N7	Queen's	1-6
N14	Western	15-0
N21	Queen's (YC)	11-3
	(Lg: 4-2-0 CH) (6-2-0)	

<b>1937</b>		
O2	Balmy Beach (ex)	13-1
O9	Queen's	9-3
O16	McGill	5-7
O23	Western	4-4
O30	Western	7-3
N6	McGill	7-6
N13	Queen's	0-3
N20	Western (PO)	19-5
N27	Queen's (YC) OT	6-7
	(Lg: 3-2-1) (5-3-1)	

<b>1938</b>		
O1	Balmy Beach (ex)	10-6
O8	Queen's	13-6
O15	McGill	7-10
O22	Western	2-3
O29	Western	8-7
N5	McGill	2-23
N12	Queen's	13-10
	(Lg: 3-3-0) (4-3-0)	

<b>1939</b>		
S30	Argonauts (ex)	3-21
O7	McGill	19-6
O14	Western	5-23
O21	Queen's	6-8
O28	Queen's	6-11
N4	Western	1-15
N11	McGill	19-6
	(Lg: 2-4-0) (2-5-0)	

**1940-1944**  
no teams--war years

<b>1945</b>		
O13	McMaster (ex)	18-9
O20	Queen's	15-19
O27	Queen's	25-6
N3	Western	10-18
N10	McGill	6-13
	(Lg: 1-3-0) (2-3-0)	

<b>1946</b>		
S21	Toronto Indians (ex)	8-7
S28	Guelph OAC (ex)	48-11
O5	Western	7-20
O12	McGill	5-3
O19	Queen's	21-0
O26	Queen's	39-7
N2	Western	6-15
N9	McGill	17-6
	(Lg: 4-2-0) (6-2-0)	

<b>1947</b>		
S27	Saskatchewan (ex)	65-0
O1	Alberta (ex)	19-5
O4	Saskatchewan (ex)	41-0
O11	Western	7-31
O18	Queen's	23-6
O25	McGill	26-8
N1	McGill	13-8
N8	Queen's	15-5
N15	Western	12-12
	(Lg: 4-1-1) (7-1-1)	

<b>1948</b>		
S25	Beaches-Indians (ex)	7-7
O2	Assumption College (ex)	37-11
O9	Western	6-24
O16	Queen's	6-8
O23	McGill	41-0
O30	McGill	33-0
N6	Queen's	4-0
N13	Western	23-8
N20	Western (YC)	18-7
	(Lg: 4-2-0 CH) (6-2-1)	

<b>1949</b>		
S24	Sarnia Imp. (ex)	11-18
S28	Guelph OAC (ex)	18-7
O1	Balmy Beach (ex)	40-6
O8	Queen's	22-21
O15	McGill	13-22
O22	Western	8-11
O29	Western	7-0
N5	McGill	8-12
N12	Queen's	0-9
	(Lg: 2-4-0) (4-5-0)	

<b>1950</b>		
S23	Ottawa (ex)	34-0
S27	Guelph OAC (ex)	30-0
S30	Balmy Beach (ex)	12-25
O7	Queen's	7-1
O14	McGill	0-25
O21	Western	6-41
O28	Western	1-21
N4	McGill	6-6
N11	Queen's	7-5
	(Lg: 2-3-1) (4-4-1)	

<b>1951</b>		
S22	Guelph OAC (ex)	26-0
S26	Balmy Beach (ex)	16-11
S29	McMaster (ex)	14-6
O6	McGill	15-7
O13	Western	16-7
O20	Queen's	26-2
O27	Queen's	15-7
N3	Western	13-13
N10	McGill	11-7
	(Lg: 5-0-1 CH) (8-0-1)	

<b>1952</b>		
S23	Guelph OAC (ex)	57-0
S27	McMaster	16-12
O4	McGill	8-3
O11	Western	7-7
O18	Queen's	13-1
O25	Queen's	9-1
N8	McGill	14-17
N15	Western	1-8
	(Lg: 4-2-1) (5-2-1)	

<b>1953</b>	
S18 Balmy Beach (ex)	16-23
S26 Western (ex)	11-1
O3 Queen's	16-7
O10 Western	10-13
O17 McMaster	24-0
O31 McGill	34-0
N7 Western	12-0
N14 Queen's	6-1
N21 Western (YC)	8-12
(Lg: 5-1-0) (6-3-0)	

<b>1954</b>	
S25 Balmy Beach (ex)	29-12
O2 Sarnia Imp (ex)	18-29
O9 Western	9-9
O16 Queen's	0-20
O23 McGill	43-6
O30 McGill	36-12
N6 Western	12-12
N13 Queen's	11-9
N20 UBC (ex)	5-3
N27 Western (YC)	9-8
(Lg: 3-1-2 CH) (6-2-2)	

<b>1955</b>	
S20 Guelph OAC (ex)	39-0
S24 McMaster (ex)	31-5
O1 Western	20-2
O8 Queen's	11-6
O15 McGill	33-12
O22 McGill	9-16
O29 Queen's	10-11
N5 Western	38-6
N12 Queen's (YC)	0-18
(Lg: 4-2-0) (6-3-0)	

<b>1956</b>	
S22 McMaster (ex)	17-8
S29 Kitchener Dutchmen (ex)	7-8
O6 Queen's	7-7
O13 McGill	15-13
O20 Western	21-19
O27 Western	41-7
N3 McGill	14-13
N10 Queen's	12-19
N17 Queen's (YC)	2-4
(Lg: 4-1-1) (5-3-1)	

<b>1957</b>	
S21 Kitchener Dutchmen (ex)	0-41
S28 McMaster (ex)	41-1
O5 Queen's	16-8
O12 McGill	7-22
O19 Western	0-15
O26 Western	20-34
N2 McGill	21-8
N9 Queen's	18-2
(Lg: 3-3-0) (4-4-0)	

<b>1958</b>	
S26 Western	26-20
O4 McGill	35-13
O11 Western	38-14
O18 Queen's	44-0
O25 Queen's	32-3
N1 Western	46-0
N8 McGill	50-7
(Lg: 7-0-0 CH) (7-0-0)	

<b>1959</b>	
S25 Western (ex)	25-7
O2 McGill	42-1
O10 Western	3-16
O17 Queen's	7-0
O24 Queen's	7-6
O31 Western	13-7
N7 McGill	23-0
(Lg: 5-1-0) (6-1-0)	

<b>1960</b>	
S16 East York Argonauts (ex)	12-10
S24 Western (ex)	22-22
S30 Western	28-7
O8 Queen's	13-26
O15 McGill	7-9
O22 McGill	17-37
O29 Queen's	6-21
N5 Western	0-34
(Lg: 1-5-0) (2-5-1)	

<b>1961</b>	
S21 East York Argonauts (ex)	26-0
S30 Western (ex)	15-20
O7 Western	6-3
O14 Queen's	0-29
O21 McGill	0-30
O28 McGill	21-24
N4 Queen's	6-58
N11 Western	14-21
(Lg: 1-5-0) (2-6-0)	

<b>1962</b>	
S29 Western (ex)	24-1
O6 Queen's	13-32
O13 McGill	19-13
O20 Western	23-14
O27 Western	1-29
N3 McGill	11-23
N10 Queen's	0-29
N24 St. Francis Xavier (AB)	20-14
(Lg: 2-4-0) (4-4-0)	

<b>1963</b>	
S20 Ottawa (ex)	28-0
S27 Western (ex)	13-7
O5 Queen's	14-21
O12 McGill	24-25
O19 Western	15-52
O26 Western	12-8
N2 McGill	4-5
N9 Queen's	15-19
N23 St. Francis Xavier (AB)	9-15
(Lg: 1-5-0) (3-6-0)	

<b>1964</b>	
S19 Western (ex)	21-17
S26 Alberta (ex)	16-25
S28 Manitoba (ex)	13-36
O3 McGill	13-20
O10 Western	31-7
O17 Queen's	24-45
O24 Queen's	22-34
O31 Western	27-42
N7 McGill	27-20
(Lg: 2-4-0) (3-6-0)	

<b>1965</b>	
S18 Western (ex)	14-20
S25 Manitoba (ex)	36-10
O2 McGill	29-8
O9 Western	35-36
O16 Queen's	1-0
O23 Queen's	0-31
O30 Western	48-15
N6 McGill	14-17
N13 Western (YC)	21-16
N20 Alberta (VC)	14-7
(Vanier Cup Champions)	
(Lg: 3-3-0 CH) (6-4-0)	

<b>1966</b>	
S17 McMaster (ex)	26-20
S24 Waterloo (ex)	50-2
O1 Western	45-7
O8 Queen's	28-19
O15 McGill	35-19
O22 McGill	27-10
O29 Queen's	15-23
N5 Western	21-20
N12 Queen's (YC)	7-50
(Lg: 5-1-0) (7-2-0)	

<b>1967</b>	
S23 McMaster (ex)	15-17
S30 Western (ex)	16-7
O7 McGill	35-6
O14 Western	26-20
O21 Queen's	19-14
O28 Queen's	16-13
N4 Western	18-18
N11 McGill	38-7
(Lg: 5-0-1 CH) (6-1-1)	

<b>1968</b>			<b>1973</b>			<b>1978</b>		
S21	Western (ex)	21-29	S10	Carleton (ex)	35-10	S3	Western (ex)	14-22
S28	McGill	22-3	S15	York	42-19	S9	York	20-0
O5	Queen's	0-35	S22	Queen's	9-27	S15	Laurier	14-32
O12	Waterloo	19-19	S29	Windsor	37-39	S23	Laurier	16-31
O19	McMaster	42-8	O6	Waterloo	48-0	S30	Western	24-38
O26	Western	32-17	O13	Western	10-44	O7	Windsor	24-27
N2	McGill	36-13	O20	Queen's	48-6	O14	Western	6-34
N9	Queen's	6-14	O27	Ottawa	7-24	O21	Windsor	22-34
	(Lg: 4-2-1) (4-3-1)			(Lg: 3-4-0) (4-4-0)			(Lg: 1-6-0) (1-7-0)	
<b>1969</b>			<b>1974</b>			<b>1979</b>		
S13	Guelph (ex)	14-15	S14	Carleton	24-11	S8	McMaster	38-14
S20	Western (ex)	16-16	S20	Ottawa	30-26	S15	Windsor	25-23
S27	Waterloo	31-21	S28	Queen's	32-9	S21	Guelph	21-19
O4	McMaster	35-16	O5	McGill	48-21	S28	Western	27-38
O11	McGill	17-16	O12	York	26-7	O4	York	22-20
O18	Queen's	17-24	O19	Queen's	38-20	O12	Laurier	4-6
O25	Western	41-16	O26	Western	28-6	O19	Waterloo	20-38
N1	Queen's	14-16	N2	Carleton (PO)	30-0	O27	Western (PO)	15-28
N8	McGill	0-17	N9	Ottawa (YC)	24-21		(Lg: 4-3-0) (4-4-0)	
	(Lg: 4-3-0) (4-4-1)		N16	Saint Mary's (AB)	45-1			
			N22	Western (VC)	15-19			
				(Lg: 7-0-0 CH) (10-1-0)				
<b>1970</b>			<b>1975</b>			<b>1980</b>		
S11	York (ex)	36-0	S13	Laurier	10-3	S5	McGill (ex)	20-14
S19	Western (ex)	38-15	S20	Laurier	21-17	S12	Laurier	24-22
S26	McGill	23-23	S27	Queen's	26-0	S20	McMaster	41-1
O3	Queen's	27-18	O4	Queen's	32-10	S27	Guelph	31-9
O9	Waterloo	27-0	O10	York	56-0	O3	Windsor	42-8
O17	Queen's	15-29	O18	Ottawa	16-38	O9	Waterloo	20-20
O24	Western	10-4	O25	Western	20-13	O18	Western	15-31
O31	McGill	34-0	N1	Concordia (PO)	43-24	O24	York	37-20
N7	McMaster	7-7	N8	Ottawa (YC)	7-14	N1	Laurier (PO)	0-30
	(Lg: 4-1-2) (6-1-2)			(Lg: 6-1-0) (7-2-0)			(Lg: 5-1-1) (6-2-1)	
<b>1971</b>			<b>1976</b>			<b>1981</b>		
S11	Carleton	3-12	S11	Waterloo	26-10	S11	McGill (ex)	28-14
S18	Laurentian	63-0	S18	Laurier	7-16	S18	Laurier	45-21
S25	Western	27-9	S25	McMaster	51-4	S26	McMaster	35-28
S29	York	24-12	O2	Windsor	31-21	O3	Western	37-43
O2	Ottawa	0-21	O8	York	34-2	O8	York	39-9
O8	Carleton	22-2	O16	Guelph	51-18	O17	Windsor	39-42
O16	Queen's	25-28	O23	Western	25-19	O24	Waterloo	31-11
O23	Queen's	31-19	O30	Laurier (PO)	22-23	O30	Guelph	37-20
	(Lg: 5-3-0) (5-3-0)			(Lg: 6-1-0) (6-2-0)		N7	Guelph (PO)	18-35
							(Lg: 5-2-0) (6-3-0)	
<b>1972</b>			<b>1977</b>			<b>1982</b>		
S11	York (ex)	14-7	S2	Western (ex)	12-24	S3	Western (ex)	10-18
S16	Ottawa	7-24	S10	Waterloo	37-11	S11	Laurier	3-17
S23	Carleton	14-6	S17	Laurier	17-13	S17	McMaster	50-1
S30	Queen's	46-18	S24	McMaster	14-6	S25	Windsor	48-7
O6	Ottawa	13-30	O1	Windsor	29-7	O2	Western	15-28
O14	Carleton	15-9	O7	Guelph	17-14	O8	York	21-14
O21	Queen's	27-13	O15	York	28-6	O16	Waterloo	38-8
O28	Ottawa (PO)	13-28	O22	Western	12-19	O23	Guelph	8-24
	(Lg: 4-2-0) (5-3-0)		O29	Laurier (PO)	11-25	O30	McMaster (PO)	28-6
				(Lg: 6-1-0) (6-3-0)		N6	Western (YC)	21-50
							(Lg: 4-3-0) (5-5-0)	

<b>1983</b>		
S3	Western (ex)	5-3
S10	Windsor	35-7
S17	Western	21-11
S24	Laurier	7-19
O1	Guelph	21-9
O6	York	49-7
O15	Waterloo	16-10
O22	McMaster	16-14
O29	Guelph (PO)	33-7
N5	McMaster (YC)	20-16
N12	Queen's (VCSF)	7-22
	(Lg: 6-1-0 CH) (9-2-0)	

<b>1984</b>		
S2	Carleton (ex)	10-17
S8	McGill (ex)	25-20
S15	Western	36-39
S22	Laurier	18-16
S29	Guelph	28-24
O4	York	20-44
O13	Waterloo	24-25
O20	McMaster	8-65
O27	Windsor	9-35
	(Lg: 2-5-0) (3-6-0)	

<b>1985</b>		
S7	McGill (ex)	14-12
S13	McMaster (ex)	8-36
S20	Western	21-48
S28	Laurier	10-33
O5	Guelph	23-29
O10	York	7-17
O19	Waterloo	48-7
O26	McMaster	18-7
N2	Windsor	41-18
	(Lg: 3-4-0) (4-5-0)	

<b>1986</b>		
S5	McGill (ex)	27-17
S12	Laurier	31-38
S20	Western	1-38
S27	Windsor	36-32
O3	Waterloo	29-19
O9	York	23-24
O18	Guelph	19-22
O25	McMaster	20-23
	(Lg: 2-5-0) (3-5-0)	

<b>1987</b>		
S4	Queen's (ex)	13-25
S11	Waterloo	28-14
S18	Western	7-75
S25	Windsor	16-24
O3	Laurier	17-44
O8	York	36-7
O17	Guelph	23-26
O24	McMaster	21-24
	(Lg: 2-5-0) (2-6-0)	

<b>1988</b>		
S3	Queen's (ex)	4-24
S9	Windsor	18-9
S17	Waterloo	24-2
S23	McMaster	30-34
O1	Western	7-29
O6	York	18-12
O15	Guelph	8-8
O22	Laurier	5-38
O29	Western (PO)	3-42
	(Lg: 3-3-1) (3-5-1)	

<b>1989</b>		
S1	Queen's (ex)	15-21
S9	Windsor	11-16
S15	Waterloo	24-7
S23	McMaster	31-0
S29	Western	9-38
O5	York	27-9
O14	Guelph	18-13
O21	Laurier	14-12
O28	Guelph (PO)	14-13
N4	Western (YC)	20-50
	(Lg: 5-2-0) (6-4-0)	

<b>1990</b>		
S8	Queen's (ex)	25-11
S15	Western	15-33
S21	Guelph	25-4
S29	Laurier	32-14
O4	York	38-0
O12	McMaster	22-1
O19	Windsor	40-2
O27	Waterloo	5-17
N3	Windsor (PO)	32-6
N10	Western (YC)	31-46
	(Lg: 5-2-0) (7-3-0)	

<b>1991</b>		
S7	McGill	16-11
S13	Waterloo	21-20
S20	Western	19-34
S28	Guelph	16-11
O5	Laurier	0-18
O10	York	65-7
O19	McMaster	56-23
O26	Windsor	52-7
N2	Western (PO)	35-48
	(Lg: 5-2-0) (6-3-0)	

<b>1992</b>		
S4	McGill (ex)	24-3
S11	Waterloo	13-6
S19	Windsor	37-0
S25	McMaster	71-24
O3	Laurier	28-19
O8	York	40-3
O17	Western	15-33
O24	Guelph	15-14
O31	Guelph (PO)	17-31
	(Lg: 6-1-0) (7-2-0)	

**1993**

S4	Queen's (ex)	42-10
S11	Waterloo	22-3
S18	Windsor	63-21
S25	McMaster	25-20
O2	Laurier	45-21
O7	York	42-20
O16	Western	15-37
O23	Guelph	28-10
O30	Laurier (PO)	27-20
N6	Western (YC)	24-16
N13	Concordia (VCSF)	26-16
N20	Calgary (VC)	37-34
	(Vanier Cup champions)	
	(Lg: 6-1-0 CH) (11-1-0)	

<b>1994</b>		
S3	Queen's (ex)	23-45
S10	Guelph	17-10
	Forfeit-ineligible player	0-1
S17	Laurier	17-26
S24	Waterloo	14-28
O1	Windsor	18-15
O6	York	26-1
O15	Western	7-49
O22	McMaster	22-13
O29	Western (PO)	44-56
	(Lg: 3-4-0) (3-6-0)	

<b>1995</b>		
S9	Guelph	27-17
S16	Laurier	16-46
S23	Waterloo	19-27
S30	Windsor	12-0
O5	York	20-14
O14	Western	19-19
O21	McMaster	36-28
O28	Windsor	25-30
N4	Laurier (PO)	8-32
	(Lg 4-3-1) (4-4-1)	

<b>1996</b>		
S7	York	12-15
S14	Windsor	13-12
S21	McMaster	30-13
S28	Guelph	7-24
O5	Laurier	13-10
O10	York	3-31
O19	Waterloo	5-30
O26	Western	8-39
	(Lg 3-5-0) (3-5-0)	

<b>1997</b>			<b>2001</b>			<b>2005</b>		
S6	Guelph	4-17	S3	Ottawa	14-57	S3	Western	1-70
S13	York	7-17	S8	Guelph	15-38	S10	Waterloo	27-29
S20	Western	13-49	S15	York	10-33	S17	York (OT)	33-40
S27	Waterloo	21-15	S22	Laurier	10-19	S24	Windsor	22-63
O4	Laurier	8-32	S29	Queen's	23-38	O1	Guelph	30-58
O9	Guelph	27-55	O6	Western	1-43	O8	Ottawa	0-72
O19	McMaster	10-22	O13	Windsor	13-11	O15	Queen's	0-37
O25	Windsor	22-13	O20	Waterloo	6-37	O22	McMaster	13-64
	(Lg: 2-6-0) (2-6-0)			(Lg: 1-7-0) (1-7-0)			(Lg: 0-7-0-1) (0-7-0-1)	
<b>1998</b>			<b>2002</b>			<b>2006</b>		
S12	Guelph	9-10	S3	Ottawa	0-43	S4	Queen's	7-53
S19	Windsor	10-11	S7	Guelph	16-32	S9	Windsor	17-61
S26	Western	7-29	S14	York	6-14	S16	Waterloo	25-28
O3	McMaster	8-40	S21	Laurier	0-58	S23	Guelph	14-66
O8	Laurier	15-42	S28	Queen's	10-61	S30	York	11-39
O17	Western	27-43	O4	Western	13-59	O7	Western	21-44
O24	York	9-15	O12	McMaster	0-79	O14	Laurier	7-68
O31	Waterloo	18-36	O20	Waterloo	18-25	O21	Ottawa	23-59
	(Lg: 0-8-0) (0-8-0)			(Lg: 0-8-0) (0-8-0)			(Lg: 0-8-0) (0-8-0)	
<b>1999</b>			<b>2003</b>			<b>2007</b>		
S11	York	1-47	S1	Waterloo	0-31	S3	Waterloo	17-42
S18	Waterloo	10-58	S6	Queen's	0-72	S8	Ottawa	7-50
S25	Guelph	25-30	S13	McMaster	0-80	S14	Laurier	10-53
O2	Windsor	27-19	S20	Guelph	7-20	S22	McMaster	11-39
O7	McMaster	20-31	S27	York	7-66	S29	York	20-21
O16	Laurier	3-60	O4	Windsor	14-44	O5	Windsor	21-42
O23	Queen's	3-55	O11	Ottawa	7-63	O13	Western	1-44
O30	Western	2-37	O18	Laurier	7-62	O20	Queen's	24-54
	(Lg: 1-7-0) (1-7-0)			(Lg: 0-8-0) (0-8-0)			(Lg: 0-8-0) (0-8-0)	
<b>2000</b>			<b>2004</b>					
S9	York	3-23	S6	Laurier	0-67			
S16	Waterloo	10-41	S11	Western	8-72			
S23	Guelph	14-23	S18	McMaster	14-77			
S30	Windsor	8-40	S25	York	41-45			
O7	McMaster	0-62	O2	Windsor	10-47			
O14	Laurier	1-55	O9	Queen's	0-70			
O21	Ottawa	3-64	O16	Waterloo	6-34			
O28	Western	1-40	O23	Guelph	3-38			
	(Lg: 0-8-0) (0-8-0)			(Lg: 0-8-0) (0-8-0)				

#### Abbreviations:

AB=Atlantic Bowl	PO=Playoff Game
ex=non-league game (post-1897)	OT=Overtime
CH=League Champions	VC=Vanier Cup Game (National Final)
DC= Dominion Championship Game	VCSF=Vanier Cup Semi-Final
GC=Grey Cup Game	YC=Yates Cup Game (League Final)
ORFU=Ontario Rugby Football Union league	

game

(1883-1897)

All scores are listed Varsity-Opponent.

All games before 1898 are exhibition unless otherwise noted.





# 2008



**TORONTO**  
VARSITY BLUES

Sep. 1	<b>Waterloo</b>	7 p.m.
Sep. 6	Windsor	1 p.m.
<b>Sep. 13</b>	<b>York</b>	1 p.m.
<b>Sep. 20</b>	<b>Queen's</b>	1 p.m.
Sep. 27	Guelph	1 p.m.
Oct. 3	McMaster	7 p.m.
<b>Oct. 9</b>	<b>Western</b>	7 p.m.
Oct. 18	Ottawa	1 p.m.

**Bold indicates home game. Date and times are subject to change without notice.**