

Atlanta-Sandy Springs-Marietta, GA Metro Area

Missed Opportunity: Transit and Jobs in Metropolitan America

Transit Accessibility Profile



38%

Coverage

Share of working-age residents near a transit stop

100 Metro Average: 69%



10.2

Service Frequency

Median wait (minutes) for any rush hour transit vehicle

100 Metro Average: 10.1



22%

Job Access

Share of all jobs reachable via transit in 90 minutes

100 Metro Average: 30%

91

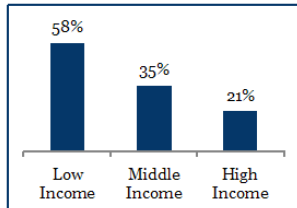
Combined Access Rank

Combined ranking on coverage and job access

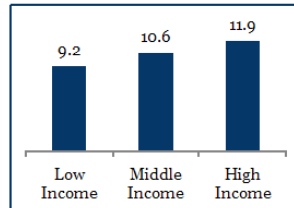
Rank out of 100 Metros

Neighborhood Income and Location

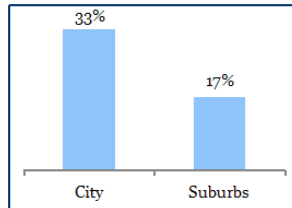
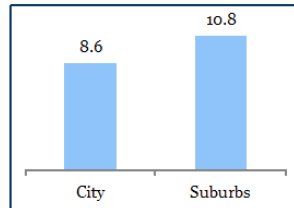
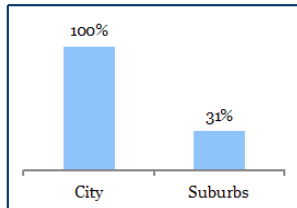
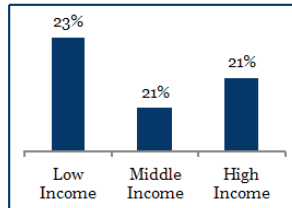
Coverage



Service Frequency

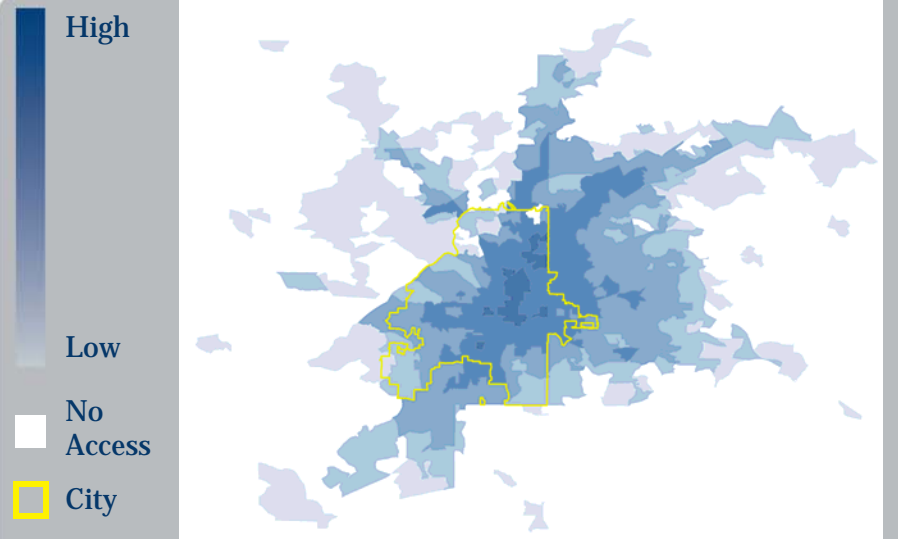


Job Access



- Low Income: under 80% Area Median Income (AMI); High Income: over 120% AMI
 - City is first named city in metro area name plus other cities in name with at least 100,000 residents; suburbs are the remaining portion of metro area
 - Source: Brookings analysis of transit agency, Nielsen Pop-Facts 2010, and Nielsen Business-Facts data

Job Accessibility



[To see interactive maps, click here to access the online mapping application](#)