



UNIVERSITY OF
CALGARY

Fact Book

2006-2007

The Office of Institutional Analysis' (OIA) documents are not copyrighted and may be reproduced with proper acknowledgment. Document identifiers must be removed from OIA documents that have been modified by an end user. In instances where a document has been altered, OIA will not assume responsibility for the integrity of the data.

This document may be obtained at: <http://www.oia.ucalgary.ca/Facts/06-07FB.pdf>

FINGERTIP STATISTICS

| | 1997-98 | 1998-99 | 1999-00 | 2000-01 | 2001-02 | 2002-03 | 2003-04 | 2004-05 | 2005-06 | 2006-07 |
|--|---------|---------|---------|---------|---------|---------|---------|---------|---------|---------|
| Students | | | | | | | | | | |
| Full-Time | 19 832 | 20 018 | 21 106 | 21 700 | 22 273 | 23 380 | 23 837 | 23 414 | 23 598 | 24 141 |
| Percent Annual Change | 0.6 | 0.9 | 5.4 | 2.8 | 2.6 | 5.0 | 2.0 | -1.8 | 0.8 | 2.3 |
| Percent Frosh | 14.1 | 14.2 | 14.3 | 13.9 | 13.9 | 13.4 | 13.0 | 11.7 | 12.5 | 13.1 |
| Percent Graduate | 12.4 | 12.2 | 12.3 | 12.4 | 13.1 | 13.9 | 15.0 | 16.3 | 17.1 | 18.0 |
| Percent Female | 53.0 | 53.5 | 54.0 | 54.1 | 53.8 | 54.1 | 54.0 | 53.2 | 53.1 | 53.3 |
| Percent Visa | 3.8 | 3.8 | 4.1 | 4.0 | 4.6 | 5.0 | 6.0 | 7.2 | 7.7 | 7.9 |
| Percent from Outside Alberta | 13.2 | 14.3 | 16.6 | 16.9 | 15.7 | 17.3 | 18.6 | 20.3 | 21.6 | 23.3 |
| Part-Time | | | | | | | | | | |
| Spring Session | 6 583 | 6 940 | 6 969 | 7 326 | 7 725 | 8 261 | 8 903 | 9 013 | 8 430 | 8 274 |
| Summer Session | 3 927 | 3 962 | 4 118 | 4 102 | 4 196 | 4 900 | 5 547 | 5 435 | 5 483 | 5 389 |
| Fall Session | 4 011 | 4 291 | 4 261 | 4 542 | 4 672 | 5 039 | 4 798 | 4 514 | 4 209 | 4 055 |
| Full-Time Equivalent (a) | 23 638 | 24 020 | 25 167 | 25 929 | 26 654 | 28 196 | 28 869 | 28 306 | 28 228 | 28 622 |
| Average Age | | | | | | | | | | |
| Undergraduate Full-Time | 22.4 | 22.4 | 22.6 | 22.8 | 22.5 | 22.6 | 22.4 | 22.5 | 22.4 | 22.2 |
| Undergraduate Part-Time | 29.7 | 29.3 | 30.0 | 29.8 | 29.8 | 29.6 | 29.8 | 29.5 | 30.0 | 29.6 |
| Graduate Full-Time | 31.6 | 31.6 | 31.5 | 31.5 | 31.7 | 31.7 | 32.0 | 32.3 | 32.3 | 32.3 |
| Graduate Part-Time | 36.8 | 36.8 | 37.1 | 37.3 | 37.2 | 36.6 | 36.7 | 36.9 | 36.7 | 36.8 |
| Degrees Granted | 4 340 | 4 873 | 5 016 | 5 005 | 5 330 | 5 994 | 6 415 | 6 294 | 6 097 | n/a |
| Courses | | | | | | | | | | |
| Number of Sections: | | | | | | | | | | |
| -Lecture | 2 061.6 | 2 101.7 | 2 170.9 | 2 222.7 | 2 269.8 | 2 261.8 | 2 125.5 | 2 169.3 | 2 153.4 | 2 174.9 |
| -Laboratory | 1 629.0 | 1 691.8 | 1 660.0 | 1 686.5 | 1 621.2 | 1 749.8 | 1 797.7 | 1 764.3 | 1 748.0 | 1 765.2 |
| -Tutorial | 569.7 | 611.8 | 606.4 | 653.4 | 717.6 | 685.0 | 707.6 | 645.5 | 620.5 | 633.0 |
| Average Section Size | 28.9 | 28.7 | 29.5 | 29.2 | 29.3 | 30.0 | 30.1 | 28.9 | 28.4 | 28.5 |
| -Junior Lecture | 78.6 | 78.2 | 77.2 | 77.1 | 77.9 | 79.4 | 87.9 | 80.6 | 81.1 | 82.1 |
| -Senior Lecture | 33.1 | 34.2 | 33.1 | 32.9 | 33.5 | 36.1 | 38.7 | 37.5 | 35.9 | 35.1 |
| Staff (Full-Time Equivalent) (b) | | | | | | | | | | |
| Senior Administration | | | | | | | | | | 51.5 |
| Academic | | | | | | | | | | 1 637.1 |
| Management and Professional | | | | | | | | | | 553.2 |
| Support | | | | | | | | | | 2 134.3 |
| Space (c) | | | | | | | | | | |
| Non Residential Buildings (NSM '000) | | | | | | | 627.5 | 634.0 | 660.1 | |
| Residential Buildings (NSM '000) | | | | | | | 93.1 | 87.6 | 87.5 | |
| Total Campus Buildings (NSM '000) | | | | | | | 720.6 | 721.6 | 747.6 | |
| (a) Beginning in 2003-04, the full-time equivalent figure is adjusted to exclude Master of Counselling enrolments for the University of Lethbridge and Athabasca University. The Master of Counselling is a conjoint degree, developed and delivered through a partnership between the University of Calgary, Lethbridge and Athabasca University. | | | | | | | | | | |
| (b) Excludes academic sessionals and temporary, casual and hourly staff. | | | | | | | | | | |
| (c) Due to implementation of new facilities management system comparative space data for prior years are not available. | | | | | | | | | | |



OFFICE OF INSTITUTIONAL ANALYSIS

Education Tower, Room 1017
Telephone: (403) 220-8115
Fax: (403) 282-7221
Email: bevelyn@ucalgary.ca

To: Members of the University of Calgary Community

April 2006

From: Bruce Evelyn
Interim Director

Re: **2006-07 Fact Book**

Every year for the past 38 years, the University of Calgary has published a Fact Book containing statistical information about the institution – from its students and the courses they enroll in, to information about its finances and facilities. The primary purpose of the Fact Book is to provide planners and decision-makers with the information they need to assess and improve the programs and services provided to our community.

I would like to acknowledge the efforts of the many people in the Offices of the Registrar, Campus Infrastructure, Financial Services, Continuing Education, Human Resources, and the University Library, among others, for their contributions to the 2006-07 Fact Book. We welcome your suggestions to improve future editions.

REPORT 654
(Project 2728)

FACT BOOK 2006-2007

Office of Institutional Analysis
University of Calgary

April 2007

ISSN 0820-5841

The Fact Book was prepared by Judy Roche, Janice Hillmo, David Rowsome Yolanda Liu and Carol Ann MacArthur. Specific inquiries can be directed to Judy Roche at 220-4022 or e-mail jroche@ucalgary.ca.

The Office of Institutional Analysis' reports, including the Fact Book, are not copyrighted. They may be reproduced with proper acknowledgment.

This report may be obtained at: <http://www.oia.ucalgary.ca/oia/files/oia/06-07FB.pdf>

TABLE OF CONTENTS

| | |
|--------------------------|---|
| DEFINITIONS | 1 |
|--------------------------|---|

GRAPHS

| | |
|---|-----|
| Summary of University of Calgary Student Enrolment 2006-2007 | 5 |
| Full and Part-time Master's Students by Field of Study (Fall 2006) | 34 |
| Full and Part-time Doctorate Level Students by Field of Study (Fall 2006) | 35 |
| Age Distribution of Full-time Students by Sex | 44 |
| Profile of Full-time Students on Visas | 50 |
| Degrees and Diplomas Granted | 61 |
| Full-time Undergraduate Students by Institution Previously Attended | 69 |
| Part-time Students | 78 |
| Full-time Undergraduate and Graduate Female Students | 86 |
| Average Age of Students | 90 |
| Full-time Students by Selected Age Groups | 90 |
| Degrees and Diplomas Granted 2002 to 2006 | 110 |
| Distribution of Course Enrolees | 113 |
| Average Section Size - Lecture Sections | 154 |
| Average Section Size and Number of Sections Taught – Lecture Sections | 155 |
| Sponsored Research by Source 2006 | 211 |
| Non-Residential Occupiable Space by Faculty or Department Grouping | 217 |

STUDENTS: SUMMARY

| | |
|--|---|
| Summary of University of Calgary Student Enrolment 2006-2007 | 5 |
| Summary of Undergraduate Enrolment 2006-2007 | 6 |
| Summary of Graduate Enrolment 2006-2007 | 7 |
| Alberta University Full-time Enrolment | 8 |

STUDENTS: DETAILED DATA FOR 2006-2007

| | |
|--|----|
| Undergraduate Students | |
| Full-time by Year of Program, Sex and Degree Sought | 11 |
| Full-time (Including Combined and Collaborative Degree Students) by Faculty/Major | 15 |
| Full-time Cooperative Education and Internship Students | 26 |
| Part-time by Year of Program, Sex and Degree Sought | 28 |
| Part-time Evening | 31 |
| Graduate Students | |
| Full and Part-time by Sex and Degree Sought | 33 |
| Full-time by Field of Study, Sex and Degree Sought | 36 |
| Part-time by Field of Study, Sex and Degree Sought | 38 |
| Full-time Graduate Students by Field of Study, Degree Sought and Thesis/Course Based Program | 40 |
| Part-time Graduate Students by Field of Study, Degree Sought and Thesis/Course Based Program | 42 |
| Age | |
| Full-time Students by Sex | 45 |
| Visa Students | |
| Full-time by Faculty and Country of Citizenship | 46 |
| Initial Address | |
| Full-time Students by Faculty | 51 |
| Full-time Frosh by Faculty | 53 |
| Non-matriculated Adult Students | |
| Full-time Undergraduate by Age and Faculty | 54 |

TABLE OF CONTENTS

| | |
|---|----|
| Spring and Summer Session Students | |
| By Sex and Degree Sought | 55 |
| Graduate Students by Sex and Field of Study | 59 |

| | |
|--|----|
| Degrees and Diplomas Granted | |
| Undergraduate and Graduate by Sex and Degree | 62 |
| Undergraduate by Sex and Major | 63 |
| Graduate by Sex and Field of Study | 67 |

| | |
|--|----|
| Previous Institution | |
| Full-time Undergraduate Students | 70 |

STUDENTS: HISTORICAL DATA

| | |
|--------------------------|----|
| Degree Sought | |
| Full-time Students | 73 |

| | |
|----------------------------------|----|
| Faculty of Student Registration | |
| Part-time Day Students | 79 |
| Part-time Evening Students | 80 |
| Part-time Students | 81 |

| | |
|-----------------------------------|----|
| Field of Study | |
| Full-time Graduate Students | 82 |
| Part-time Graduate Students | 84 |

| | |
|---|----|
| Male/Female | |
| Full-time Frosh by Faculty | 87 |
| Full-time Undergraduate Students by Faculty | 87 |
| Full-time Graduate Students by Field of Study | 87 |
| Part-time Students | 88 |

| | |
|---|----|
| Age | |
| Full-time Frosh | 89 |
| Full-time Students | 91 |
| Part-time Students | 92 |
| Full-time Cooperative Education and Internship Students | 93 |

| | |
|---|----|
| Visa Students | |
| Full-time by Country of Citizenship | 94 |

| | |
|--|----|
| Initial Address | |
| Full-time Students from Alberta by Census Division | 96 |
| Full-time Students | 97 |

| | |
|---|----|
| Non-matriculated Adult Students | |
| Full-time Undergraduate Students by Faculty | 98 |

| | |
|-------------------------------|----|
| Undergraduate Year of Program | |
| Full-time | 99 |
| Full-time New | 99 |
| Full-time Visa | 99 |
| Part-time | 99 |

| | |
|---|-----|
| Spring and Summer Session | |
| Undergraduate and Graduate Students | 100 |

| | |
|------------------------------------|-----|
| Degrees and Diplomas Granted | 102 |
|------------------------------------|-----|

TABLE OF CONTENTS

COURSES

| | |
|---|-----|
| Course Enrolees | |
| -Teaching Department vs Faculty of Student Registration | 114 |
| -Courses and Course Enrolees by Department and Level | 124 |
| Weekly Student Hours by Level and Section Type | 129 |
| Section Hours by Level and Section Type | 134 |
| Section Enrolees by Level and Section Type | 139 |
| Sections by Level and Section Type | 144 |
| Average Section Size by Level and Section Type | 149 |
| Evening Section Statistics | 156 |
| Weekend University Statistics | 160 |
| Spring and Summer Session Statistics | 163 |
| Non-Credit Instruction | 168 |

STAFF

| | |
|---|-----|
| Full-time Equivalent Staff by Faculty and Non-faculty Unit..... | 171 |
| Full-time Equivalent Academic Staff by Rank | 175 |
| Full-time | 189 |

FINANCE

| | |
|---|-----|
| Revenue and Expenditures | 207 |
| Operating Revenues | 208 |
| Research | |
| Sponsored Research Revenue by Faculty | 209 |
| Sponsored Research Revenue by Source | 210 |

SPACE

| | |
|-------------------------|-----|
| Space by Building | 215 |
|-------------------------|-----|

LIBRARY

| | |
|-----------------------------------|-----|
| University Library Holdings | 221 |
|-----------------------------------|-----|

DEFINITIONS

UNDERGRADUATE STUDENTS

An undergraduate student is one who has fulfilled admission requirements and who is registered in courses for credit towards an undergraduate degree, or possesses an undergraduate degree and is pursuing a program of studies leading to a diploma or another undergraduate degree. Includes Visiting and Unclassified students.

Undergraduate Degrees and Diplomas

The following undergraduate degrees and diplomas are currently offered at the University of Calgary:

| | |
|--|---|
| Bachelor of Accounting Science (BAccS) | Bachelor of Laws (LLB) |
| Bachelor of Arts (BA) | Bachelor of Music (BMus) |
| Bachelor of Commerce (BComm) | Bachelor of Nursing (BN) |
| Bachelor of Communications Studies (BCS) | Bachelor of Science (BSc) |
| Bachelor of Community Rehabilitation (BCR) | Bachelor of Social Work (BSW) |
| Bachelor of Education (BEd) After Degree | Diploma of the Schulich School of Engineering (DipSc) |
| Bachelor of Fine Arts (BFA) | Diploma of the Schulich School of Engineering and the Haskayne School of Business (DipSH) |
| Bachelor of General Studies (BGS) | Diploma of Education (DipEd) |
| Bachelor of Health Sciences (BHSc) | Diploma of the Faculty of Fine Arts (DipFA) |
| Bachelor of Hotel and Resort Management (BHRM) | Doctor of Medicine (MD) |
| Bachelor of Kinesiology (BKIn) | |

Full-Time - Students registered in the equivalent of three or more half courses each session.

Part-Time Day - Students registered in at least one daytime course and not classified as full-time students.

Part-Time Evening - Students registered in at least one evening course, not registered in any daytime sections of any course and not classified as full-time students.

Frosh – A first-year student who has no previous post-secondary education.

Collaborative Degree - A single degree offered by two or more faculties.

Combined Degree - Two degrees offered by two faculties or within one faculty requiring a minimum of five years to complete.

Co-operative Education/Internship Programs - These are optional academic programs that provide students the opportunity to enhance their education by acquiring career related work experience before graduation.

Non-matriculated Adult - Students who are 21 years of age or older by the commencement of the session to which they are seeking admission but are unable to present complete matriculation. Admission under this category is at the discretion of the faculty.

Open Studies - A student who is permitted to register in credit courses but who is not admitted to a program leading to a degree or diploma. These students must be at least 18 years of age or holders of an Alberta high school diploma or equivalent (Open Studies non-degree), or holders of an approved degree from an "accredited" institution with a minimum of three years of recognized university level course work and an approximate 2.0 GPA (Open Studies degree).

GRADUATE STUDENTS

A graduate student is one who is registered in a program leading towards a Master's or Doctoral degree or admitted as probationary, qualifying, special or exchange graduate students.

Graduate Degrees and Diplomas

The following graduate degrees and diplomas are currently offered at the University of Calgary:

| | |
|---|---|
| Doctor of Philosophy (PhD) | Master of Geographic Information Systems (MGIS) |
| Doctor of Education (EdD) | Master of Kinesiology (MKIn) |
| Master of Architecture (MArch) | Master of Laws (LLM) |
| Master of Arts (MA) | Master of Music (MMus) |
| Master of Biomedical Technology (MBT) | Master of Nursing (MN) |
| Master of Business Administration (MBA) | Master of Project Management (MPM) |
| Master of Communications Studies (MCS) | Master of Science (MSc) |
| Master of Community Medicine (MCM) | Master of Science in Engineering (MSc in Eng) |
| Master of Continuing Education (MCE) | Master of Social Work (MSW) |
| Master of Counselling (MC) | Master of Strategic Studies (MSS) |
| Master of Economics (MEc) | Nurse Practitioner Certificate (NP) |
| Master of Education (MEd) | Graduate Certificate (BCert) |
| Master of Environmental Design (MEDes) | Graduate Diploma (BDipl) |
| Master of Engineering (MEng) | Post-Master's Certificate (MCert) |
| Master of Fine Arts (MFA) | Post-Master's Diploma (MDipl) |

DEFINITIONS

Full-Time Graduate Student

Research-based Programs: A student is considered to be full-time if they declare themselves to be full-time and their graduate program affirms their status.

Course-based Programs: A student registered in three full-course equivalents in a registration year.

Part-Time Graduate Student - A student who does not meet the criteria for full-time is considered part-time.

UNDERGRADUATE & GRADUATE STUDENTS

Exchange - An undergraduate or graduate student who is admitted under a formal exchange agreement to take courses for transfer to a degree program at his/her home institution.

New - An undergraduate or graduate student who has never attended the University of Calgary prior to the studied session but has attended another post secondary institution.

Visiting - An undergraduate or graduate student not formally admitted to the University but permitted to take courses for credit towards a degree program in his/her home institution.

Full-time equivalent students - Includes the sum of all full-time students, one quarter of all part-time undergraduate students and one third of all part-time graduate students in the Spring, Summer & Fall sessions.

COURSES

Average Section Size

The number of section enrollees divided by the number of sections.

Course

Instruction offered in a special manner within a given period of time for which credit toward graduation or certification is usually given. Courses can carry full, half, quarter or eighth weights as given in the University of Calgary Calendar. The Fact Book presents full course equivalent data. Hence, for data measured in the Fall Session, courses are weighted both by the course weight and the timetable indicator showing the session(s) in which the course is taught. For example, in Fall Session the data would reflect the following:

- a) Full courses completed over fall/winter sessions have a weight = 1.0
- b) Half courses completed in fall sessions have a weight = 1.0
- c) Full courses completed in fall sessions have a weight = 2.0
- d) Half courses completed over fall/winter sessions have a weight = 0.5
- e) Quarter courses completed in fall sessions have a weight = 0.5
- f) Eighth courses completed in fall sessions have a weight = 0.25

Course Enrollee

One student enrolled in one course. Course enrollees carry the same weights as the course, applied in conjunction with the timetable session indicator. Students auditing courses are excluded.

Credit Course

A course which, upon successful completion, counts towards a student's graduation or certification.

Evening Section

University credit course sections offered at 1800 hours or later.

Instruction Level

- a) Junior Level: Courses numbered 100-299
- b) Senior Level: Courses numbered 300-599
- c) Graduate Level: Courses numbered 600 and above

Section

One or more students formally organized for instruction in a specific course under the supervision of one instructor. A group of students taught simultaneously by two or more instructors represents two or more sections. One course can have several types of sections depending on the types of instruction in the course (lecture, tutorial, laboratory). Sections carry the same weights as the course, applied in conjunction with the timetable session indicator.

DEFINITIONS

Section Enrollee

One student enrolled in one section. One course enrollee can generate several section enrollees depending on the types of instruction (lecture, tutorial, laboratory). Students auditing courses are excluded. Section enrollees carry the same weights as the course, applied in conjunction with the timetable session indicator.

Section Hours

The number of hours authorized for each course multiplied by the number of sections in each course. Lecture hours are multiplied by the number of lecture sections, laboratory hours by the number of laboratory sections and tutorial hours by the number of tutorial sections.

Session

Fall Session - September to December (13 weeks)

Winter Session - January to April (13 weeks)

Spring Session - May to June (6 weeks)

Summer Session - July to August (6 weeks)

Weekend University

University credit course sections offered on Saturdays.

Weekly Student Hours

The number of section hours multiplied by the number of course enrollees. Students auditing courses are excluded.

STAFF (Full-time equivalent)

Full-time equivalent is based on an employee's work hours as defined in the contract of employment.

Senior administration includes, deans, directors, chief information officer, vice-presidents, associate and assistant vice-presidents, president etc.

Academic includes staff holding continuing, contingent term or limited term appointments. Academic sessional staff are not included.

Management and Professional includes staff holding regular, sessional or limited term appointments. Temporary, casual and hourly staff are not included.

Support includes AUPE or exempt staff holding regular, sessional or limited term appointments. Temporary, casual and hourly staff are not included.

FINANCE

Fiscal Year

A period of twelve months for which the normal accounting cycle is performed. At the University of Calgary, the fiscal year begins on April 1 of one year and ends as of March 31 of the following year.

SPACE

Net Square Metres (NSM)

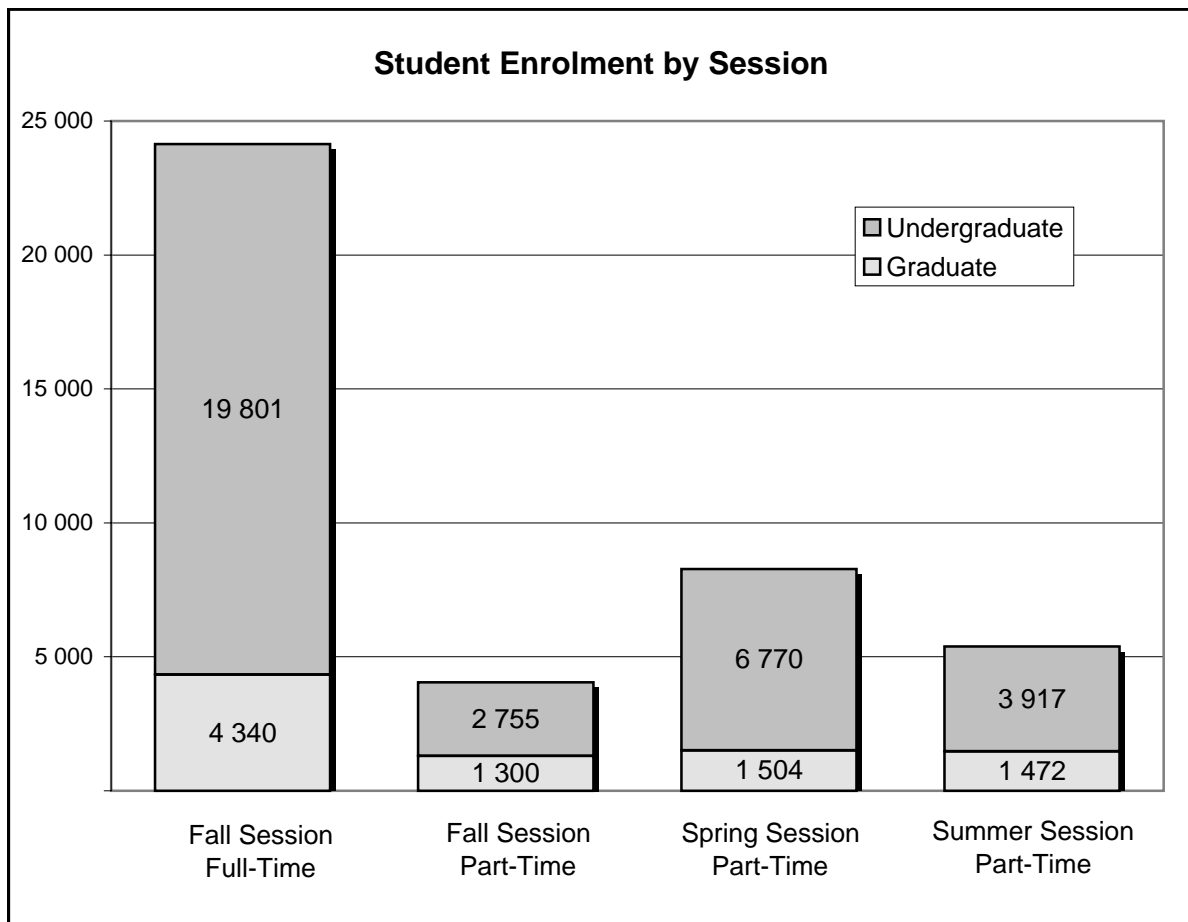
The sum of all areas on all floors of a building assigned to or available for assigning to an occupant or specific use, including every type of space functionally usable by an occupant. In addition to occupiable areas, includes custodial, circulation and mechanical areas.

ABBREVIATIONS

| | | | | | |
|-----------|---|------------|------------------------------------|-------------|--------------------------------|
| CC | Communication & Culture | FA | Fine Arts | MD | Medicine |
| CD | Combined Degree (includes collaborative and combined degree students) | GS | Graduate Studies | NU | Nursing |
| CE | Continuing Education | HA | Haskayne School of Business | OS | Open Studies |
| ED | Education | HU | Humanities | SC | Science |
| EN | Engineering | IGP | Interdisciplinary Graduate Program | SEDV | Sustainable Energy Development |
| EV | Environmental Design | KN | Kinesiology | SS | Social Sciences |
| | | LA | Law | SW | Social Work |

SUMMARY
UNIVERSITY OF CALGARY STUDENT ENROLMENT
2006-2007

| | FULL-TIME | PART - TIME | | | | |
|----------------------|-----------|-------------|-----------------|-------|----------------|----------------|
| | | DAY | FALL EVENING | TOTAL | SPRING 2006 | SUMMER 2006 |
| Undergraduate | 19 801 | 2 090 | 665 | 2 755 | 6 770 | 3 917 |
| Graduate | 4 340 | 965 | 335 | 1 300 | 1 504 | 1 472 |
| Total | 24 141 | 3 055 | 1 000 | 4 055 | 8 274 | 5 389 |
| Male | 11 262 | 1 353 | 360 | 1 713 | 3 473 | 2 444 |
| Female | 12 879 | 1 702 | 640 | 2 342 | 4 801 | 2 945 |
| Total | 24 141 | 3 055 | 1 000 | 4 055 | 8 274 | 5 389 |



SUMMARY OF UNDERGRADUATE ENROLMENT 2006-2007

Full-Time Students by Faculty

| | FROSH | YEAR OF PROGRAM | | | | | | TOTAL | | TOTAL |
|-----------------------------------|--------------|-----------------|--------------|--------------|--------------|------------|--------------|--------------|---------------|---------------|
| | | 1ST | 2ND | 3RD | 4TH | 5TH | OTHER | MALE | FEMALE | FALL |
| Communication & Culture | 233 | 407 | 406 | 540 | 267 | 4 | 16 | 571 | 1 069 | 1 640 |
| Education | 6 | 7 | 1 | 50 | 26 | - | 796 | 206 | 674 | 880 |
| Fine Arts | 67 | 117 | 94 | 82 | 98 | - | 4 | 106 | 289 | 395 |
| Haskayne School of Business | 504 | 570 | 388 | 588 | 559 | 39 | 7 | 1 045 | 1 106 | 2 151 |
| Humanities | 178 | 273 | 256 | 257 | 247 | 3 | 10 | 366 | 680 | 1 046 |
| Kinesiology | 97 | 119 | 158 | 142 | 133 | - | 2 | 165 | 389 | 554 |
| Law | - | 75 | 73 | 80 | - | - | - | 99 | 129 | 228 |
| Medicine | 79 | 221 | 172 | 165 | 52 | - | 623 | 587 | 646 | 1 233 |
| Nursing | 79 | 145 | 103 | 234 | 215 | - | - | 76 | 621 | 697 |
| Open Studies | - | - | - | - | - | - | 321 | 179 | 142 | 321 |
| Schulich School of Engineering | 565 | 696 | 563 | 680 | 549 | 121 | 10 | 2 031 | 588 | 2 619 |
| Science | 829 | 1 015 | 933 | 813 | 754 | 46 | 29 | 1 883 | 1 707 | 3 590 |
| Social Sciences | 394 | 579 | 546 | 885 | 1 026 | 30 | 44 | 1 316 | 1 794 | 3 110 |
| Social Work | - | - | 2 | 180 | 148 | - | 1 | 37 | 294 | 331 |
| Combined/Collaborative Degree (a) | 131 | 164 | 190 | 230 | 255 | 167 | - | 373 | 633 | 1 006 |
| TOTAL FULL-TIME | 3 162 | 4 388 | 3 885 | 4 926 | 4 329 | 410 | 1 863 | 9 040 | 10 761 | 19 801 |

Part-Time Students by Faculty

| | FALL SESSION | | 2006 | | | | | |
|-----------------------------------|--------------|--------------|--------------|------------|--------------|--------------|--------------|---------------|
| | MALE | FEMALE | DAY | EVENING | TOTAL | SPRING | SUMMER | TOTAL |
| Communication & Culture | 113 | 265 | 234 | 144 | 378 | 743 | 364 | 1 107 |
| Education | 29 | 137 | 99 | 67 | 166 | 104 | 103 | 207 |
| Fine Arts | 15 | 46 | 55 | 6 | 61 | 131 | 71 | 202 |
| Haskayne School of Business | 65 | 59 | 97 | 27 | 124 | 714 | 377 | 1 091 |
| Humanities | 64 | 144 | 152 | 56 | 208 | 326 | 182 | 508 |
| Kinesiology | 9 | 21 | 30 | - | 30 | 135 | 51 | 186 |
| Law | 1 | 1 | - | 2 | 2 | 1 | - | - |
| Medicine | 11 | 38 | 49 | - | 49 | 35 | 24 | 59 |
| Nursing | 8 | 84 | 44 | 48 | 92 | 409 | 114 | 523 |
| Open Studies | 313 | 326 | 482 | 157 | 639 | 459 | 267 | 726 |
| Schulich School of Engineering | 140 | 29 | 115 | 54 | 169 | 1 006 | 809 | 1 815 |
| Science | 195 | 147 | 322 | 20 | 342 | 1 050 | 675 | 1 725 |
| Social Sciences | 142 | 251 | 333 | 60 | 393 | 1 119 | 611 | 1 730 |
| Social Work | 3 | 45 | 30 | 18 | 48 | 186 | 76 | 262 |
| Combined/Collaborative Degree (a) | 19 | 35 | 48 | 6 | 54 | 352 | 193 | 545 |
| TOTAL PART-TIME | 1 127 | 1 628 | 2 090 | 665 | 2 755 | 6 770 | 3 917 | 10 686 |

(a) Combined degree students are registered in degree programs in two or more faculties. To obtain total enrolment for each of the faculties, the combined degree students need to be added to the appropriate faculty data. Detailed information on these students is provided in subsequent tables.

SUMMARY OF GRADUATE ENROLMENT 2006-2007

Full-Time Students by Field of Study

| | FALL SESSION | | | | | TOTAL |
|------------------------------------|--------------|--------------|-----------|--------------|--------------|--------------|
| | MALE | FEMALE | DIP/CERT | MASTER'S | DOCTORAL | |
| Communication & Culture | 16 | 28 | - | 26 | 18 | 44 |
| Education | 163 | 559 | 31 | 500 | 191 | 722 |
| Environmental Design | 116 | 147 | - | 247 | 16 | 263 |
| Fine Arts | 22 | 37 | - | 53 | 6 | 59 |
| Haskayne School of Business | 280 | 87 | - | 333 | 34 | 367 |
| Humanities | 73 | 88 | - | 81 | 80 | 161 |
| Interdisciplinary Graduate Program | 14 | 22 | - | 13 | 23 | 36 |
| Kinesiology | 37 | 38 | - | 56 | 19 | 75 |
| Law | 6 | 9 | - | 15 | - | 15 |
| Medicine | 179 | 241 | - | 238 | 182 | 420 |
| Nursing | 5 | 63 | 4 | 38 | 26 | 68 |
| Schulich School of Engineering | 682 | 187 | - | 596 | 273 | 869 |
| Science | 369 | 236 | - | 346 | 259 | 605 |
| Social Sciences | 233 | 240 | - | 279 | 194 | 473 |
| Social Work | 18 | 134 | - | 111 | 41 | 152 |
| Sustainable Energy Development | 9 | 2 | - | 11 | - | 11 |
| TOTAL FULL-TIME | 2 222 | 2 118 | 35 | 2 943 | 1 362 | 4 340 |

Part-Time Students by Field of Study

| | FALL SESSION | | | | | | 2006 | |
|------------------------------------|--------------|------------|-----------|--------------|-----------|--------------|--------------|--------------|
| | MALE | FEMALE | DIP/CERT | MASTER'S | DOCTORAL | TOTAL | SPRING | SUMMER |
| Communication & Culture | 7 | 21 | - | 27 | 1 | 28 | 1 | 1 |
| Education | 168 | 396 | 23 | 518 | 23 | 564 | 602 | 778 |
| Environmental Design | 6 | 9 | - | 14 | 1 | 15 | 67 | 65 |
| Fine Arts | 2 | 2 | - | 4 | - | 4 | 7 | 8 |
| Haskayne School of Business | 73 | 46 | - | 118 | 1 | 119 | 171 | 83 |
| Humanities | 1 | 14 | - | 10 | 5 | 15 | 17 | 11 |
| Interdisciplinary Graduate Program | - | 5 | - | 2 | 3 | 5 | 2 | 2 |
| Kinesiology | 2 | 1 | - | 3 | - | 3 | 1 | - |
| Law | - | 2 | - | 2 | - | 2 | - | - |
| Medicine | 11 | 13 | - | 22 | 2 | 24 | 76 | 65 |
| Nursing | 1 | 48 | - | 45 | 4 | 49 | 45 | 18 |
| Schulich School of Engineering | 220 | 59 | - | 258 | 21 | 279 | 340 | 261 |
| Science | 34 | 13 | - | 39 | 8 | 47 | 49 | 52 |
| Social Sciences | 51 | 27 | - | 72 | 6 | 78 | 90 | 91 |
| Social Work | 9 | 58 | 6 | 61 | - | 67 | 34 | 36 |
| Combined Degree | 1 | - | - | 1 | - | 1 | 2 | 1 |
| TOTAL PART-TIME | 586 | 714 | 29 | 1 196 | 75 | 1 300 | 1 504 | 1 472 |

ALBERTA UNIVERSITY FULL-TIME ENROLMENT

| | FALL 1997 | FALL 1998 | FALL 1999 | FALL 2000 | FALL 2001 | FALL 2002 | FALL 2003 | FALL 2004 | FALL 2005 | FALL 2006 |
|------------------------------|---------------|---------------|---------------|---------------|---------------|---------------|---------------|---------------|---------------|---------------|
| UNIVERSITY OF ALBERTA | | | | | | | | | | |
| Undergraduate | 23 016 | 23 260 | 23 560 | 23 934 | 24 912 | 26 076 | 26 443 | 26 541 | 27 145 | 28 278 |
| Graduate | 2 826 | 2 854 | 2 972 | 2 941 | 3 049 | 3 356 | 3 815 | 4 064 | 4 356 | 4 521 |
| TOTAL | 25 842 | 26 114 | 26 532 | 26 875 | 27 961 | 29 432 | 30 258 | 30 605 | 31 501 | 32 799 |
| PERCENT OF TOTAL | 51.4 | 51.3 | 50.2 | 49.7 | 49.8 | 49.9 | 49.9 | 50.3 | 50.7 | 51.3 |

| | | | | | | | | | | |
|------------------------------|---------------|---------------|---------------|---------------|---------------|---------------|---------------|---------------|---------------|---------------|
| UNIVERSITY OF CALGARY | | | | | | | | | | |
| Undergraduate | 17 364 | 17 585 | 18 520 | 18 999 | 19 356 | 20 139 | 20 265 | 19 600 | 19 552 | 19 801 |
| Graduate | 2 468 | 2 433 | 2 586 | 2 701 | 2 917 | 3 241 | 3 572 | 3 814 | 4 046 | 4 340 |
| TOTAL | 19 832 | 20 018 | 21 106 | 21 700 | 22 273 | 23 380 | 23 837 | 23 414 | 23 598 | 24 141 |
| PERCENT OF TOTAL | 39.4 | 39.4 | 40.0 | 40.1 | 39.7 | 39.6 | 39.3 | 38.5 | 38.0 | 37.7 |

| | | | | | | | | | | |
|---------------------------------|--------------|--------------|--------------|--------------|--------------|--------------|--------------|--------------|--------------|--------------|
| UNIVERSITY OF LETHBRIDGE | | | | | | | | | | |
| Undergraduate | 4 586 | 4 690 | 5 138 | 5 461 | 5 842 | 6 081 | 6 392 | 6 699 | 6 801 | 6 848 |
| Graduate | 25 | 35 | 49 | 83 | 98 | 94 | 120 | 148 | 193 | 200 |
| TOTAL | 4 611 | 4 725 | 5 187 | 5 544 | 5 940 | 6 175 | 6 512 | 6 847 | 6 994 | 7 048 |
| PERCENT OF TOTAL | 9.2 | 9.3 | 9.8 | 10.2 | 10.6 | 10.5 | 10.7 | 11.2 | 11.3 | 11.0 |

| | | | | | | | | | | |
|---------------------------------------|---------------|---------------|---------------|---------------|---------------|---------------|---------------|---------------|---------------|---------------|
| TOTAL ALBERTA UNIVERSITIES (a) | | | | | | | | | | |
| Undergraduate | 44 966 | 45 535 | 47 218 | 48 394 | 50 110 | 52 296 | 53 100 | 52 840 | 53 498 | 54 927 |
| Graduate | 5 319 | 5 322 | 5 607 | 5 725 | 6 064 | 6 691 | 7 507 | 8 026 | 8 595 | 9 061 |
| TOTAL | 50 285 | 50 857 | 52 825 | 54 119 | 56 174 | 58 987 | 60 607 | 60 866 | 62 093 | 63 988 |

(a) Excludes Athabasca University as the definition of a full-time student varies from the definition used by other institutions.

STUDENTS
Detailed Data for 2006-2007

**FULL-TIME UNDERGRADUATE STUDENTS
BY YEAR OF PROGRAM, SEX AND DEGREE SOUGHT
(FALL 2006)**

| FACULTY/DEGREE (a) | YEAR OF PROGRAM | | | | | | | | | | | | TOTAL | | GRAND TOTAL |
|--|-----------------|------------|------------|------------|------------|------------|------------|------------|-----------|-----------|------------|------------|--------------|--------------|----------------|
| | 1ST YEAR | | 2ND YEAR | | 3RD YEAR | | 4TH YEAR | | 5TH YEAR | | OTHER | | M | F | |
| | M | F | M | F | M | F | M | F | M | F | M | F | | | |
| COMMUNICATION & CULTURE | | | | | | | | | | | | | | | |
| BA | 45 | 112 | 114 | 168 | 76 | 166 | 60 | 157 | 1 | 3 | - | - | 296 | 606 | 902 |
| BA After Degree | - | - | - | - | 3 | 9 | - | 4 | - | - | - | - | 3 | 13 | 16 |
| BA Honors | - | - | - | - | 1 | - | 4 | 9 | - | - | - | - | 5 | 9 | 14 |
| BA/BA | - | - | - | - | - | - | - | 1 | - | - | - | - | - | 1 | 1 |
| BCS | 5 | 8 | 6 | 7 | 16 | 21 | 5 | 11 | - | - | - | - | 32 | 47 | 79 |
| BCS After Degree | - | - | - | - | - | 1 | - | - | - | - | - | - | - | 1 | 1 |
| BGS | 8 | 16 | 22 | 57 | 30 | 104 | - | - | - | - | - | - | 60 | 177 | 237 |
| BSc | 17 | 15 | 9 | 18 | 14 | 17 | 8 | 6 | - | - | - | - | 48 | 56 | 104 |
| Exchange | - | - | - | 3 | 28 | 32 | - | - | - | - | - | - | 28 | 35 | 63 |
| Open Studies | - | - | - | - | - | - | - | - | - | - | 5 | 11 | 5 | 11 | 16 |
| Visiting | 2 | 10 | - | 1 | 9 | 13 | 1 | 1 | - | - | - | - | 12 | 25 | 37 |
| Not Declared | 82 | 87 | - | 1 | - | - | - | - | - | - | - | - | 82 | 88 | 170 |
| TOTAL COMMUNICATION & CULTURE | 159 | 248 | 151 | 255 | 177 | 363 | 78 | 189 | 1 | 3 | 5 | 11 | 571 | 1 069 | 1 640 |
| EDUCATION | | | | | | | | | | | | | | | |
| BCR | - | 6 | - | 1 | 2 | 43 | 3 | 22 | - | - | - | - | 5 | 72 | 77 |
| BCR After Degree | - | - | - | - | - | 3 | - | 1 | - | - | - | - | - | 4 | 4 |
| BEd After Degree | - | - | - | - | - | - | - | - | - | - | 77 | 405 | 77 | 405 | 482 |
| Kindergarten/Elementary | - | - | - | - | - | - | - | - | - | - | - | - | - | - | - |
| Secondary | - | - | - | - | - | - | - | - | - | - | 121 | 187 | 121 | 187 | 308 |
| Diploma | - | - | - | - | - | - | - | - | - | - | 1 | - | 1 | - | 1 |
| Exchange | - | - | - | - | - | 2 | - | - | - | - | - | - | - | 2 | 2 |
| Open Studies | - | - | - | - | - | - | - | - | - | - | 2 | 3 | 2 | 3 | 5 |
| Visiting | - | 1 | - | - | - | - | - | - | - | - | - | - | - | 1 | 1 |
| TOTAL EDUCATION | - | 7 | - | 1 | 2 | 48 | 3 | 23 | - | - | 201 | 595 | 206 | 674 | 880 |
| FINE ARTS | | | | | | | | | | | | | | | |
| BA | | | | | | | | | | | | | | | |
| Art History | 2 | 11 | 1 | 18 | 2 | 7 | 2 | 9 | - | - | - | - | 7 | 45 | 52 |
| Music | 3 | 5 | - | 3 | - | 5 | 2 | - | - | - | - | - | 5 | 13 | 18 |
| BA Honors | | | | | | | | | | | | | | | |
| Music | - | - | - | - | - | 1 | - | - | - | - | - | - | - | 1 | 1 |
| BFA | | | | | | | | | | | | | | | |
| Art | - | - | 2 | 15 | 4 | 4 | 8 | 20 | - | - | - | - | 14 | 39 | 53 |
| Developmental Art | - | - | 1 | 3 | - | 4 | - | 7 | - | - | - | - | 1 | 14 | 15 |
| Drama | 4 | 17 | 4 | 22 | 7 | 14 | 13 | 10 | - | - | - | - | 28 | 63 | 91 |
| Drama Education | - | - | - | - | - | - | - | 1 | - | - | - | - | - | 1 | 1 |
| Visual Studies | 5 | 32 | 1 | 10 | - | 6 | - | 2 | - | - | - | - | 6 | 50 | 56 |
| BFA Honors | | | | | | | | | | | | | | | |
| Art | - | - | - | - | - | - | - | 8 | - | - | - | - | - | 8 | 8 |
| BA/BFA | | | | | | | | | | | | | | | |
| Art History | - | 1 | 1 | - | - | 1 | - | 1 | - | - | - | - | 1 | 3 | 4 |
| Dance | - | - | - | - | - | - | - | 1 | - | - | - | - | - | 1 | 1 |
| BMus | | | | | | | | | | | | | | | |
| Exchange | 14 | 22 | 6 | 7 | 14 | 12 | 8 | 6 | - | - | - | - | 42 | 47 | 89 |
| Open Studies | - | - | - | - | - | 1 | - | - | - | - | - | - | - | 1 | 1 |
| Visiting | - | 1 | - | - | - | - | - | - | - | - | 2 | 2 | 2 | 2 | 4 |
| TOTAL FINE ARTS | 28 | 89 | 16 | 78 | 27 | 55 | 33 | 65 | - | - | 2 | 2 | 106 | 289 | 395 |
| HASKAYNE SCHOOL OF BUSINESS | | | | | | | | | | | | | | | |
| BComm | 285 | 285 | 192 | 195 | 255 | 265 | 255 | 277 | 16 | 23 | - | - | 1 003 | 1 045 | 2 048 |
| BHRM | - | - | - | - | 6 | 8 | 7 | 20 | - | - | - | - | 13 | 28 | 41 |
| Exchange | - | - | - | 1 | 21 | 21 | - | - | - | - | - | - | 21 | 22 | 43 |
| Open Studies | - | - | - | - | - | - | - | - | - | - | 1 | 6 | 1 | 6 | 7 |
| Visiting | - | - | - | - | 7 | 5 | - | - | - | - | - | - | 7 | 5 | 12 |
| TOTAL HASKAYNE SCHOOL OF BUSINESS | 285 | 285 | 192 | 196 | 289 | 299 | 262 | 297 | 16 | 23 | 1 | 6 | 1 045 | 1 106 | 2 151 |

Most faculties offer combined degree programs. Students registered in these programs are detailed at the end of the table. To obtain a total enrolment profile for faculties, the combined degree students need to be included with the faculty data.

FULL-TIME UNDERGRADUATE STUDENTS
BY YEAR OF PROGRAM, SEX AND DEGREE SOUGHT (Continued)

(Fall 2006)

| FACULTY/DEGREE (a) | YEAR OF PROGRAM | | | | | | | | | | | | TOTAL | | GRAND TOTAL |
|---|-----------------|------------|------------|------------|------------|------------|------------|------------|-----------|-----------|------------|------------|--------------|------------|----------------|
| | 1ST YEAR | | 2ND YEAR | | 3RD YEAR | | 4TH YEAR | | 5TH YEAR | | OTHER | | M | F | |
| | M | F | M | F | M | F | M | F | M | F | M | F | M | F | |
| HUMANITIES | | | | | | | | | | | | | | | |
| BA | 43 | 119 | 69 | 127 | 84 | 138 | 76 | 136 | - | - | - | - | 272 | 520 | 792 |
| BA After Degree | - | - | - | - | 8 | 11 | 3 | 2 | - | - | - | - | 11 | 13 | 24 |
| BA Honors | - | - | 2 | 4 | 2 | 6 | 12 | 12 | - | - | - | - | 16 | 22 | 38 |
| BA Honors After Degree | - | - | - | - | 2 | - | - | 4 | - | - | - | - | 2 | 4 | 6 |
| BA/BA | 1 | 9 | 2 | 1 | 1 | 3 | 1 | 1 | - | 3 | - | - | 5 | 17 | 22 |
| BA/BA Honors | - | - | - | 1 | 1 | 1 | - | - | - | - | - | - | 1 | 2 | 3 |
| Open Studies | - | - | - | - | - | - | - | - | - | - | 2 | 8 | 2 | 8 | 10 |
| Not Declared | 36 | 65 | 21 | 29 | - | - | - | - | - | - | - | - | 57 | 94 | 151 |
| TOTAL HUMANITIES | 80 | 193 | 94 | 162 | 98 | 159 | 92 | 155 | - | 3 | 2 | 8 | 366 | 680 | 1 046 |
| KINESIOLOGY | | | | | | | | | | | | | | | |
| BKin | 25 | 51 | 22 | 86 | 37 | 53 | 18 | 65 | - | - | - | - | 102 | 255 | 357 |
| BKin Honors | - | - | - | - | - | 1 | 1 | 1 | - | - | - | - | 1 | 2 | 3 |
| BSc | 10 | 33 | 17 | 33 | 17 | 30 | 16 | 30 | - | - | - | - | 60 | 126 | 186 |
| BSc Honors | - | - | - | - | - | 2 | - | 2 | - | - | - | - | - | 4 | 4 |
| Open Studies | - | - | - | - | - | - | - | - | - | - | 2 | - | 2 | - | 2 |
| Visiting | - | - | - | - | - | 2 | - | - | - | - | - | - | - | 2 | 2 |
| TOTAL KINESIOLOGY | 35 | 84 | 39 | 119 | 54 | 88 | 35 | 98 | - | - | 2 | - | 165 | 389 | 554 |
| LAW | | | | | | | | | | | | | | | |
| LLB | 36 | 39 | 29 | 44 | 32 | 38 | - | - | - | - | - | - | 97 | 121 | 218 |
| Exchange | - | - | - | - | - | 3 | - | - | - | - | - | - | - | 3 | 3 |
| Visiting | - | - | - | - | 2 | 5 | - | - | - | - | - | - | 2 | 5 | 7 |
| TOTAL LAW | 36 | 39 | 29 | 44 | 34 | 46 | - | - | - | - | - | - | 99 | 129 | 228 |
| MEDICINE | | | | | | | | | | | | | | | |
| MD | 72 | 68 | 59 | 45 | 37 | 66 | - | - | - | - | - | - | 168 | 179 | 347 |
| Postgraduate MD | - | - | - | - | - | - | - | - | - | - | 322 | 300 | 322 | 300 | 622 |
| BHSc | 29 | 52 | 24 | 44 | 25 | 35 | 19 | 33 | - | - | - | - | 97 | 164 | 261 |
| Open Studies | - | - | - | - | - | - | - | - | - | - | - | 1 | - | 1 | 1 |
| Visiting | - | - | - | - | - | 2 | - | - | - | - | - | - | - | 2 | 2 |
| TOTAL MEDICINE | 101 | 120 | 83 | 89 | 62 | 103 | 19 | 33 | - | - | 322 | 301 | 587 | 646 | 1 233 |
| NURSING | | | | | | | | | | | | | | | |
| BN | | | | | | | | | | | | | | | |
| Accelerated Track | - | - | - | - | 6 | 55 | 5 | 59 | - | - | - | - | 11 | 114 | 125 |
| Off-Site | - | - | - | - | 6 | 45 | 6 | 41 | - | - | - | - | 12 | 86 | 98 |
| Regular Track | 19 | 126 | 7 | 96 | 18 | 98 | 9 | 94 | - | - | - | - | 53 | 414 | 467 |
| Post Diploma | - | - | - | - | - | 6 | - | 1 | - | - | - | - | - | 7 | 7 |
| TOTAL NURSING | 19 | 126 | 7 | 96 | 30 | 204 | 20 | 195 | - | - | - | - | 76 | 621 | 697 |
| OPEN STUDIES | - | - | - | - | - | - | - | - | - | - | 179 | 142 | 179 | 142 | 321 |
| SCHULICH SCHOOL OF ENGINEERING | | | | | | | | | | | | | | | |
| BSc | | | | | | | | | | | | | | | |
| Common Program | 513 | 183 | 24 | 8 | - | - | - | - | - | - | - | - | 537 | 191 | 728 |
| Chemical | - | - | 41 | 23 | 54 | 34 | 48 | 31 | 11 | 6 | - | - | 154 | 94 | 248 |
| Civil | - | - | 60 | 21 | 73 | 35 | 64 | 33 | 9 | 5 | - | - | 206 | 94 | 300 |
| Computer | - | - | 27 | 3 | 33 | 3 | 26 | 4 | 15 | - | - | - | 101 | 10 | 111 |
| Electrical | - | - | 81 | 21 | 101 | 20 | 87 | 8 | 23 | 6 | - | - | 292 | 55 | 347 |
| Geomatics | - | - | 36 | 15 | 42 | 13 | 29 | 12 | 6 | 4 | - | - | 113 | 44 | 157 |
| Manufacturing | - | - | 42 | 6 | 35 | 8 | 36 | 1 | 9 | - | - | - | 122 | 15 | 137 |
| Mechanical | - | - | 92 | 17 | 127 | 20 | 98 | 20 | 17 | 2 | - | - | 334 | 59 | 393 |
| Oil & Gas | - | - | 14 | 2 | 17 | 4 | 16 | 2 | 2 | 1 | - | - | 49 | 9 | 58 |
| Software | - | - | 28 | 1 | 26 | 3 | 29 | 5 | 4 | 1 | - | - | 87 | 10 | 97 |
| Diploma | | | | | | | | | | | | | | | |
| Electrical & Computer | - | - | - | - | - | - | - | - | - | - | 1 | - | 1 | - | 1 |
| Exchange | - | - | 1 | - | 23 | 6 | - | - | - | - | - | - | 24 | 6 | 30 |
| Open Studies | - | - | - | - | - | - | - | - | - | - | 8 | 1 | 8 | 1 | 9 |
| Visiting | - | - | - | - | 3 | - | - | - | - | - | - | - | 3 | - | 3 |
| TOTAL SCHULICH SCHOOL OF ENGINEERING | 513 | 183 | 446 | 117 | 534 | 146 | 433 | 116 | 96 | 25 | 9 | 1 | 2 031 | 588 | 2 619 |

FULL-TIME UNDERGRADUATE STUDENTS
BY YEAR OF PROGRAM, SEX AND DEGREE SOUGHT (Continued)
(Fall 2006)

| FACULTY/DEGREE (a) | YEAR OF PROGRAM | | | | | | | | | | | | TOTAL | | GRAND TOTAL |
|--|-----------------|------------|------------|------------|------------|------------|------------|------------|-----------|-----------|-----------|-----------|--------------|--------------|--------------|
| | 1ST YEAR | | 2ND YEAR | | 3RD YEAR | | 4TH YEAR | | 5TH YEAR | | OTHER | | M | F | |
| | M | F | M | F | M | F | M | F | M | F | M | F | | | |
| SCIENCE | | | | | | | | | | | | | | | |
| BA | - | - | - | - | 2 | - | - | - | - | - | - | - | 2 | - | 2 |
| BSc | 497 | 498 | 455 | 447 | 375 | 328 | 362 | 309 | 20 | 7 | - | - | 1 709 | 1 589 | 3 298 |
| BSc Honors | 1 | - | 6 | 7 | 15 | 7 | 21 | 23 | 1 | - | - | - | 44 | 37 | 81 |
| BSc After Degree | - | - | - | - | 41 | 27 | 11 | 8 | - | 1 | - | - | 52 | 36 | 88 |
| BSc Honors After Degree | - | - | - | - | 2 | 2 | 2 | - | - | - | - | - | 4 | 2 | 6 |
| BSc/BSc | 12 | 7 | 12 | 4 | 7 | 6 | 9 | 7 | 8 | 7 | - | - | 48 | 31 | 79 |
| BSc/BSc Honors | - | - | 2 | - | 1 | - | 2 | - | 1 | 1 | - | - | 6 | 1 | 7 |
| Open Studies | - | - | - | - | - | - | - | - | - | - | 18 | 11 | 18 | 11 | 29 |
| TOTAL SCIENCE | 510 | 505 | 475 | 458 | 443 | 370 | 407 | 347 | 30 | 16 | 18 | 11 | 1 883 | 1 707 | 3 590 |
| SOCIAL SCIENCES | | | | | | | | | | | | | | | |
| BA | 136 | 206 | 206 | 259 | 287 | 407 | 359 | 465 | 5 | 2 | - | - | 993 | 1 339 | 2 332 |
| BA After Degree | - | - | - | - | 16 | 23 | 3 | 7 | 1 | - | - | - | 20 | 30 | 50 |
| BA Honors | - | - | 6 | 1 | 17 | 18 | 25 | 36 | 1 | - | - | - | 49 | 55 | 104 |
| BA Honors After Degree | - | - | - | - | - | 1 | 2 | 1 | - | - | - | - | 2 | 2 | 4 |
| BA/BA | 2 | 3 | 7 | 8 | 12 | 9 | 14 | 10 | 9 | 5 | - | - | 44 | 35 | 79 |
| BA/BA Honors | - | - | - | - | 3 | 2 | 2 | 1 | 1 | 1 | - | - | 6 | 4 | 10 |
| BSc/BA | 2 | 2 | - | 3 | 3 | - | 1 | 1 | - | 1 | - | - | 6 | 7 | 13 |
| BSc/BA Honors | - | - | - | - | 1 | - | - | 1 | - | - | - | - | 1 | 1 | 2 |
| BSc/BSc | - | - | - | 1 | - | 1 | - | - | 1 | - | - | - | 1 | 2 | 3 |
| BSc | 8 | 39 | 16 | 38 | 27 | 51 | 24 | 59 | 2 | 1 | - | - | 77 | 188 | 265 |
| BSc After Degree | - | - | - | - | 1 | 4 | 1 | 2 | - | - | - | - | 2 | 6 | 8 |
| BSc Honors | - | - | - | 1 | - | 2 | 3 | 9 | - | - | - | - | 3 | 12 | 15 |
| Open Studies | - | - | - | - | - | - | - | - | - | - | 27 | 17 | 27 | 17 | 44 |
| Not Declared | 85 | 96 | - | - | - | - | - | - | - | - | - | - | 85 | 96 | 181 |
| TOTAL SOCIAL SCIENCES | 233 | 346 | 235 | 311 | 367 | 518 | 434 | 592 | 20 | 10 | 27 | 17 | 1 316 | 1 794 | 3 110 |
| SOCIAL WORK | | | | | | | | | | | | | | | |
| BSW | - | - | - | 2 | 10 | 132 | 12 | 94 | - | - | - | - | 22 | 228 | 250 |
| BSW After Degree | - | - | - | - | 7 | 29 | 7 | 35 | - | - | - | - | 14 | 64 | 78 |
| Exchange | - | - | - | - | 1 | 1 | - | - | - | - | - | - | 1 | 1 | 2 |
| Open Studies | - | - | - | - | - | - | - | - | - | - | - | 1 | - | 1 | 1 |
| TOTAL SOCIAL WORK | - | - | - | 2 | 18 | 162 | 19 | 129 | - | - | - | 1 | 37 | 294 | 331 |
| COMBINED/COLLABORATIVE DEGREE STUDENTS | | | | | | | | | | | | | | | |
| COMMUNICATION & CULTURE/EDUCATION | | | | | | | | | | | | | | | |
| BEd/BA | - | - | - | 4 | 1 | - | 1 | 9 | 2 | 4 | - | - | 4 | 17 | 21 |
| COMMUNICATION & CULTURE/HUMANITIES | | | | | | | | | | | | | | | |
| BA/BA | - | 4 | 3 | 2 | 1 | 1 | - | 2 | - | - | - | - | 4 | 9 | 13 |
| BA/BA Honors | - | - | - | 1 | - | - | - | - | - | - | - | - | - | 1 | 1 |
| COMMUNICATION & CULTURE/SOCIAL SCIENCES | | | | | | | | | | | | | | | |
| BA/BA | 2 | 4 | 4 | 2 | - | 4 | - | 5 | - | 3 | - | - | 6 | 18 | 24 |
| BA/BSc | - | - | - | 1 | - | - | - | 1 | - | - | - | - | - | 2 | 2 |
| EDUCATION/HUMANITIES | | | | | | | | | | | | | | | |
| BEd/BA | - | - | - | 1 | - | 1 | - | - | - | - | - | - | - | 2 | 2 |
| EDUCATION/SCIENCE | | | | | | | | | | | | | | | |
| BEd/BSc | - | - | - | - | 1 | - | - | - | - | - | - | - | 1 | - | 1 |
| FINE ARTS/COMMUNICATION & CULTURE | | | | | | | | | | | | | | | |
| BA/BA | - | - | - | - | - | - | - | 1 | - | 1 | - | - | - | 2 | 2 |
| FINE ARTS/EDUCATION | | | | | | | | | | | | | | | |
| BFA/BEd | - | - | 2 | 9 | - | 6 | 3 | 7 | - | 6 | - | - | 5 | 28 | 33 |
| FINE ARTS/HUMANITIES | | | | | | | | | | | | | | | |
| BA/BA | - | 1 | - | - | - | 1 | - | 2 | - | 1 | - | - | - | 5 | 5 |
| BFA/BA | - | 2 | 2 | 2 | 1 | 4 | - | - | - | 3 | - | - | 3 | 11 | 14 |
| FINE ARTS/KINESIOLOGY | | | | | | | | | | | | | | | |
| BA | 1 | 21 | - | 15 | - | 18 | 1 | 14 | - | - | - | - | 2 | 68 | 70 |
| FINE ARTS/SCIENCE | | | | | | | | | | | | | | | |
| BMus/BSc | - | - | - | - | - | 1 | - | - | - | - | - | - | - | 1 | 1 |
| HASKAYNE SCHOOL OF BUSINESS/COMMUNICATION & CULTURE | | | | | | | | | | | | | | | |
| BComm/BA | - | - | - | - | - | - | - | 1 | 1 | - | - | - | 1 | 1 | 2 |
| HASKAYNE SCHOOL OF BUSINESS/FINE ARTS | | | | | | | | | | | | | | | |
| BComm/BFA | - | - | - | - | - | - | - | - | - | 1 | - | - | - | 1 | 1 |
| BComm/BMus | - | - | - | - | - | - | - | 1 | - | - | - | - | - | 1 | 1 |
| HASKAYNE SCHOOL OF BUSINESS/HUMANITIES | | | | | | | | | | | | | | | |
| BComm/BA | 3 | 7 | 2 | 4 | 2 | 2 | - | 4 | 2 | 3 | - | - | 9 | 20 | 29 |
| HASKAYNE SCHOOL OF BUSINESS/KINESIOLOGY | | | | | | | | | | | | | | | |
| BComm/BKin | 6 | 3 | 1 | 2 | - | 3 | 1 | - | 3 | 1 | - | - | 11 | 9 | 20 |

FULL-TIME UNDERGRADUATE STUDENTS
BY YEAR OF PROGRAM, SEX AND DEGREE SOUGHT (Continued)
(Fall 2006)

| FACULTY/DEGREE (a) | YEAR OF PROGRAM | | | | | | | | | | | | TOTAL | | GRAND TOTAL |
|--|-----------------|-------|----------|-------|----------|-------|----------|-------|----------|-----|-------|-------|-------|--------|-------------|
| | 1ST YEAR | | 2ND YEAR | | 3RD YEAR | | 4TH YEAR | | 5TH YEAR | | OTHER | | M | F | |
| | M | F | M | F | M | F | M | F | M | F | M | F | | | |
| HASKAYNE SCHOOL OF BUSINESS/SCIENCE | | | | | | | | | | | | | | | |
| BComm/BSc | 6 | 8 | 6 | 6 | 6 | 7 | 9 | 3 | 7 | 6 | - | - | 34 | 30 | 64 |
| BComm/BSc Honors | - | - | - | - | - | - | 1 | - | - | - | - | - | 1 | - | 1 |
| HASKAYNE SCHOOL OF BUSINESS/SOCIAL SCIENCES | | | | | | | | | | | | | | | |
| BComm/BA | 15 | 12 | 5 | 13 | 17 | 22 | 20 | 21 | 16 | 9 | - | - | 73 | 77 | 150 |
| BComm/BA Honors | - | - | 1 | - | 1 | - | - | - | 1 | - | - | - | 3 | - | 3 |
| BComm/BSc | - | - | - | - | 2 | 2 | 3 | - | - | 1 | - | - | 5 | 3 | 8 |
| HUMANITIES/SCIENCE | | | | | | | | | | | | | | | |
| BA/BSc | 3 | 2 | 3 | 2 | 4 | 4 | 2 | 2 | 1 | 2 | - | - | 13 | 12 | 25 |
| BA/BSc Honors | - | - | - | - | - | - | - | 1 | - | 1 | - | - | - | 2 | 2 |
| HUMANITIES/SOCIAL SCIENCES/COMMUNICATION & CULTURE | | | | | | | | | | | | | | | |
| BA (East Asian Studies) | 2 | 5 | 1 | 1 | 2 | 2 | 4 | 1 | - | - | - | - | 9 | 9 | 18 |
| KINESIOLOGY/EDUCATION | | | | | | | | | | | | | | | |
| BKin/BEEd | - | - | 6 | 7 | 2 | 2 | - | 5 | 6 | 13 | - | - | 14 | 27 | 41 |
| LAW/HASKAYNE SCHOOL OF BUSINESS | | | | | | | | | | | | | | | |
| MBA/LLB | 1 | - | - | - | - | - | - | - | - | - | - | - | 1 | - | 1 |
| MEDICINE/SOCIAL SCIENCES | | | | | | | | | | | | | | | |
| BHSc/BA | - | - | - | - | - | - | 1 | - | - | - | - | - | 1 | - | 1 |
| NURSING/KINESIOLOGY | | | | | | | | | | | | | | | |
| BN/BKin | - | - | - | 5 | - | 4 | - | 7 | - | 6 | - | - | - | 22 | 22 |
| SCHULICH SCHOOL OF ENGINEERING/HASKAYNE | | | | | | | | | | | | | | | |
| BSc/BComm | - | - | - | - | - | 1 | 1 | - | - | - | - | - | 1 | 1 | 2 |
| SCHULICH SCHOOL OF ENGINEERING/HUMANITIES | | | | | | | | | | | | | | | |
| BSc/BA | 1 | 3 | 2 | 3 | 1 | 1 | 2 | 1 | - | - | - | - | 6 | 8 | 14 |
| SCHULICH SCHOOL OF ENGINEERING/SCIENCE | | | | | | | | | | | | | | | |
| BSc/BSc | 2 | - | - | - | 2 | 1 | 1 | - | - | - | - | - | 5 | 1 | 6 |
| SCHULICH SCHOOL OF ENGINEERING/SOCIAL SCIENCES | | | | | | | | | | | | | | | |
| BSc/BA | 2 | 4 | 4 | - | 16 | 3 | 6 | 4 | 4 | - | - | - | 32 | 11 | 43 |
| BSc/BA Honors | - | - | - | - | - | - | - | - | 1 | - | - | - | 1 | - | 1 |
| BSc/BSc | 1 | - | - | - | - | - | - | - | - | 1 | - | - | 1 | 1 | 2 |
| SCIENCE/COMMUNICATION & CULTURE | | | | | | | | | | | | | | | |
| BSc/BA | - | - | - | - | - | - | - | - | - | 1 | - | - | - | 1 | 1 |
| SCIENCE/EDUCATION | | | | | | | | | | | | | | | |
| BA/BEEd | - | - | 2 | 2 | - | 6 | 2 | 4 | 2 | 5 | - | - | 6 | 17 | 23 |
| SCIENCE/FINE ARTS | | | | | | | | | | | | | | | |
| BSc/BFA | - | - | - | - | - | - | 1 | - | - | - | - | - | 1 | - | 1 |
| BSc/BA | - | 1 | - | - | - | - | - | - | - | - | - | - | - | 1 | 1 |
| SCIENCE/MEDICINE | | | | | | | | | | | | | | | |
| BSc/BHSc | - | - | - | - | - | - | - | 1 | - | - | - | - | - | 1 | 1 |
| SCIENCE/SOCIAL SCIENCES | | | | | | | | | | | | | | | |
| BSc | 12 | 13 | 13 | 23 | 16 | 19 | 17 | 30 | - | - | - | - | 58 | 85 | 143 |
| BSc After Degree | - | - | - | - | 1 | 2 | 2 | - | - | - | - | - | 3 | 2 | 5 |
| BSc Honors | - | - | - | - | - | - | - | 2 | - | - | - | - | - | 2 | 2 |
| SOCIAL SCIENCES/EDUCATION | | | | | | | | | | | | | | | |
| BA/BCR | - | 1 | - | - | - | 3 | - | 1 | - | 2 | - | - | - | 7 | 7 |
| SOCIAL SCIENCES/FINE ARTS | | | | | | | | | | | | | | | |
| BA/BA | - | - | - | 3 | - | 4 | - | - | - | - | - | - | - | 7 | 7 |
| BA/BFA | - | - | - | 1 | - | 1 | - | - | - | 1 | - | - | - | 3 | 3 |
| BA/BMus | - | - | - | - | 1 | - | - | 1 | - | - | - | - | 1 | 1 | 2 |
| BSc/BFA | - | - | - | - | - | - | - | 1 | - | - | - | - | - | 1 | 1 |
| SOCIAL SCIENCES/HUMANITIES/COMMUNICATION & CULTURE | | | | | | | | | | | | | | | |
| BA (Latin American Studies) | - | 1 | 2 | 2 | - | - | 1 | 3 | - | - | - | - | 3 | 6 | 9 |
| SOCIAL SCIENCES/HUMANITIES | | | | | | | | | | | | | | | |
| BA/BA | 3 | 3 | - | 6 | 3 | 11 | 7 | 8 | 3 | 9 | - | - | 16 | 37 | 53 |
| BA/BA Honors | - | - | 1 | - | - | 1 | - | 1 | 1 | 1 | - | - | 2 | 3 | 5 |
| BSc/BA | - | - | - | 1 | - | - | - | 1 | - | - | - | - | - | 2 | 2 |
| SOCIAL SCIENCES/MEDICINE | | | | | | | | | | | | | | | |
| BA/BHSc | - | - | - | - | - | - | - | 1 | - | 1 | - | - | - | 2 | 2 |
| SOCIAL SCIENCES/SCIENCE | | | | | | | | | | | | | | | |
| BA/BSc | - | 5 | 2 | 3 | 2 | 2 | 3 | 7 | 6 | 3 | - | - | 13 | 20 | 33 |
| BA/BSc Honors | - | - | - | - | 2 | 1 | 1 | - | 5 | - | - | - | 8 | 1 | 9 |
| BSc/BSc | 1 | 3 | 2 | 5 | 2 | 4 | 4 | 8 | 7 | 12 | - | - | 16 | 32 | 48 |
| BSc/BSc Honors | - | - | - | - | - | - | - | - | - | 2 | - | - | - | 2 | 2 |
| TOTAL COMBINED | 61 | 103 | 64 | 126 | 86 | 144 | 94 | 161 | 68 | 99 | - | - | 373 | 633 | 1 006 |
| TOTAL UNDERGRADUATE | 2 060 | 2 328 | 1 831 | 2 054 | 2 221 | 2 705 | 1 929 | 2 400 | 231 | 179 | 768 | 1 095 | 9 040 | 10 761 | 19 801 |

**FULL-TIME UNDERGRADUATE STUDENTS BY FACULTY
(Including Combined and Collaborative Degree Students (a))
(FALL 2006)**

| FACULTY/MAJOR/DEGREE | YEAR OF PROGRAM | | | | | | | | | | | | TOTAL M | TOTAL F | GRAND TOTAL | | |
|--|-----------------|------------|------------|------------|------------|------------|-----------|------------|----------|-----------|----------|-----------|------------|------------|----------------|--------------|--------------|
| | 1ST YEAR | | 2ND YEAR | | 3RD YEAR | | 4TH YEAR | | 5TH YEAR | | OTHER | | | | | | |
| | M | F | M | F | M | F | M | F | M | F | M | F | | | | | |
| COMMUNICATION & CULTURE | | | | | | | | | | | | | | | | | |
| UNSPECIFIED DEGREE | 82 | 87 | - | 1 | - | - | - | - | - | - | - | - | - | - | 82 | 88 | 170 |
| CANADIAN STUDIES | | | | | | | | | | | | | | | | | |
| BA | 4 | 7 | 4 | 6 | 1 | 8 | 6 | 8 | - | - | - | - | - | - | 15 | 29 | 44 |
| BA Honors | - | - | - | - | - | - | 1 | - | - | - | - | - | - | - | 1 | - | 1 |
| BA/BEd | - | - | - | 4 | 1 | - | 1 | 9 | 2 | 4 | - | - | - | - | 4 | 17 | 21 |
| TOTAL CANADIAN STUDIES | 4 | 7 | 4 | 10 | 2 | 8 | 8 | 17 | 2 | 4 | - | - | - | - | 20 | 46 | 66 |
| COMMUNICATIONS STUDIES | | | | | | | | | | | | | | | | | |
| BA | 2 | 26 | 7 | 34 | 8 | 52 | 11 | 54 | 1 | 3 | - | - | - | - | 29 | 169 | 198 |
| BA Honors | - | - | - | - | - | - | - | 3 | - | - | - | - | - | - | - | 3 | 3 |
| BA/BA (Fine Arts) | - | - | - | - | - | - | - | 1 | - | 1 | - | - | - | - | - | 2 | 2 |
| BA/BA (Humanities) | - | 1 | - | 2 | - | - | - | 2 | - | - | - | - | - | - | - | 5 | 5 |
| BA/BA Honors (Humanities) | - | - | - | 1 | - | - | - | - | - | - | - | - | - | - | - | 1 | 1 |
| BA/BA (Social Sciences) | 1 | 1 | 3 | 1 | - | 2 | - | 3 | - | 2 | - | - | - | - | 4 | 9 | 13 |
| BComm/BA | - | - | - | - | - | - | - | - | 1 | - | - | - | - | - | 1 | - | 1 |
| BCS | 5 | 8 | 6 | 7 | 16 | 22 | 5 | 11 | - | - | - | - | - | - | 32 | 48 | 80 |
| TOTAL COMMUNICATIONS STUDIES | 8 | 36 | 16 | 45 | 24 | 76 | 16 | 74 | 2 | 6 | - | - | - | - | 66 | 237 | 303 |
| DEVELOPMENT STUDIES | | | | | | | | | | | | | | | | | |
| BA | - | 5 | 4 | 15 | 5 | 18 | 7 | 20 | - | - | - | - | - | - | 16 | 58 | 74 |
| BA Honors | - | - | - | - | 1 | - | 1 | 2 | - | - | - | - | - | - | 2 | 2 | 4 |
| BA/BA (Communication & Culture) | - | - | - | - | - | - | - | 1 | - | - | - | - | - | - | - | 1 | 1 |
| BA/BA (Humanities) | - | 1 | 2 | - | - | 1 | - | - | - | - | - | - | - | - | 2 | 2 | 4 |
| BA/BA (Social Sciences) | - | 1 | - | 1 | - | - | - | 1 | - | - | - | - | - | - | - | 3 | 3 |
| BA/BSc (Social Sciences) | - | - | - | 1 | - | - | - | 1 | - | - | - | - | - | - | - | 2 | 2 |
| BSc/BA (Science) | - | - | - | - | - | - | - | - | - | 1 | - | - | - | - | - | 1 | 1 |
| TOTAL DEVELOPMENT STUDIES | - | 7 | 6 | 17 | 6 | 19 | 8 | 25 | - | 1 | - | - | - | - | 20 | 69 | 89 |
| EAST ASIA | | | | | | | | | | | | | | | | | |
| BA | 2 | 5 | 1 | 1 | 2 | 2 | 4 | 1 | - | - | - | - | - | - | 9 | 9 | 18 |
| GENERAL STUDIES | | | | | | | | | | | | | | | | | |
| BA | 21 | 47 | 84 | 92 | 53 | 75 | 24 | 57 | - | - | - | - | - | - | 182 | 271 | 453 |
| BComm/BA | - | - | - | - | - | - | - | 1 | - | - | - | - | - | - | - | 1 | 1 |
| BGS | 8 | 16 | 22 | 57 | 30 | 104 | - | - | - | - | - | - | - | - | 60 | 177 | 237 |
| BSc | 14 | 12 | 6 | 17 | 13 | 12 | 6 | 5 | - | - | - | - | - | - | 39 | 46 | 85 |
| TOTAL GENERAL STUDIES | 43 | 75 | 112 | 166 | 96 | 191 | 30 | 63 | - | - | - | - | - | - | 281 | 495 | 776 |
| LATIN AMERICAN STUDIES | | | | | | | | | | | | | | | | | |
| BA | - | 1 | 2 | 2 | - | - | 1 | 3 | - | - | - | - | - | - | 3 | 6 | 9 |
| LAW & SOCIETY | | | | | | | | | | | | | | | | | |
| BA | 15 | 25 | 14 | 17 | 8 | 18 | 12 | 19 | - | - | - | - | - | - | 49 | 79 | 128 |
| BA Honors | - | - | - | - | - | - | 1 | 2 | - | - | - | - | - | - | 1 | 2 | 3 |
| BA/BA (Humanities) | - | 2 | 1 | - | 1 | - | - | - | - | - | - | - | - | - | 2 | 2 | 4 |
| BA/BA (Social Sciences) | 1 | 2 | 1 | - | - | 1 | - | 1 | - | - | - | - | - | - | 2 | 4 | 6 |
| TOTAL LAW & SOCIETY | 16 | 29 | 16 | 17 | 9 | 19 | 13 | 22 | - | - | - | - | - | - | 54 | 87 | 141 |
| SCIENCE, TECHNOLOGY & SOCIETY | | | | | | | | | | | | | | | | | |
| BA | 3 | 1 | 1 | - | 4 | 1 | - | 1 | - | - | - | - | - | - | 8 | 3 | 11 |
| BA Honors | - | - | - | - | - | - | - | 1 | - | - | - | - | - | - | 1 | - | 1 |
| BSc | 3 | 3 | 3 | 1 | 1 | 5 | 2 | 1 | - | - | - | - | - | - | 9 | 10 | 19 |
| TOTAL SCIENCE, TECHNOLOGY & SOCIETY | 6 | 4 | 4 | 1 | 5 | 6 | 3 | 2 | - | - | - | - | - | - | 18 | 13 | 31 |
| WOMEN'S STUDIES | | | | | | | | | | | | | | | | | |
| BA | - | 1 | - | 4 | - | 3 | - | 2 | - | - | - | - | - | - | - | 10 | 10 |
| BA Honors | - | - | - | - | - | - | - | 2 | - | - | - | - | - | - | - | 2 | 2 |
| BA/BA Honors (Social Sciences) | - | - | - | - | - | 1 | - | - | - | 1 | - | - | - | - | - | 2 | 2 |
| TOTAL WOMEN'S STUDIES | - | 1 | - | 4 | - | 4 | - | 4 | - | 1 | - | - | - | - | - | 14 | 14 |
| EXCHANGE | | | | | | | | | | | | | | | | | |
| OPEN STUDIES | - | - | - | 3 | 28 | 32 | - | - | - | - | - | - | - | - | 28 | 35 | 63 |
| VISITING | 2 | 10 | - | 1 | 9 | 13 | 1 | 1 | - | - | - | - | - | - | 5 | 11 | 16 |
| TOTAL COMMUNICATION & CULTURE | 163 | 262 | 161 | 268 | 181 | 370 | 84 | 212 | 4 | 12 | 5 | 11 | - | - | 598 | 1 135 | 1 733 |

(a) For each of the faculties that offer combined degrees, total enrolment including combined degree students is reported. Note that a student pursuing a combined degree in Humanities and Engineering (for example), is counted once under each of these faculties.

FULL-TIME UNDERGRADUATE STUDENTS BY FACULTY
(Including Combined and Collaborative Degree Students)
(FALL 2006)

| FACULTY/MAJOR/DEGREE | YEAR OF PROGRAM | | | | | | | | | | TOTAL M | TOTAL F | GRAND TOTAL | | |
|---|-----------------|----|----------|----|----------|----|----------|----|----------|----|------------|------------|----------------|-------|-------|
| | 1ST YEAR | | 2ND YEAR | | 3RD YEAR | | 4TH YEAR | | 5TH YEAR | | | | | OTHER | |
| | M | F | M | F | M | F | M | F | M | F | | | | M | F |
| EDUCATION | | | | | | | | | | | | | | | |
| COMMUNITY REHABILITATION AND DISABILITY STUDIES | | | | | | | | | | | | | | | |
| BCR | - | 6 | - | 1 | 2 | 46 | 3 | 23 | - | - | - | - | 5 | 76 | 81 |
| BA/BCR (Social Sciences) | - | 1 | - | - | - | 3 | - | 1 | - | 2 | - | - | - | 7 | 7 |
| TOTAL COMMUNITY REHABILITATION | - | 7 | - | 1 | 2 | 49 | 3 | 24 | - | 2 | - | - | 5 | 83 | 88 |
| KINDERGARTEN/ELEMENTARY | | | | | | | | | | | | | | | |
| BEd After Degree | - | - | - | - | - | - | - | - | - | - | 77 | 405 | 77 | 405 | 482 |
| BA/BEd (Communication & Culture) | - | - | - | 1 | 1 | - | 1 | 6 | 1 | 1 | - | - | 3 | 8 | 11 |
| BEd/BA (Humanities) | - | - | - | 1 | - | - | - | - | - | - | - | - | - | 1 | 1 |
| BFA/BEd | - | - | - | 5 | - | 2 | 1 | 3 | - | 3 | - | - | 1 | 13 | 14 |
| BKin/BEd | - | - | 1 | 1 | - | - | - | 2 | 2 | 5 | - | - | 3 | 8 | 11 |
| TOTAL KINDERGARTEN/ELEMENTARY | - | - | 1 | 8 | 1 | 2 | 2 | 11 | 3 | 9 | 77 | 405 | 84 | 435 | 519 |
| SECONDARY EDUCATION | | | | | | | | | | | | | | | |
| BEd After Degree | - | - | - | - | - | - | - | - | - | - | 121 | 187 | 121 | 187 | 308 |
| BA/BEd (Communication & Culture) | - | - | - | 3 | - | - | - | 3 | 1 | 3 | - | - | 1 | 9 | 10 |
| BEd/BA (Humanities) | - | - | - | - | - | 1 | - | - | - | - | - | - | - | 1 | 1 |
| BEd/BSc (Science) | - | - | - | - | 1 | - | - | - | - | - | - | - | 1 | - | 1 |
| BFA/BEd | - | - | 2 | 4 | - | 4 | 2 | 4 | - | 3 | - | - | 4 | 15 | 19 |
| BKin/BEd | - | - | 5 | 6 | 2 | 2 | - | 3 | 4 | 8 | - | - | 11 | 19 | 30 |
| BSc/BEd (Science) | - | - | 2 | 2 | - | 6 | 2 | 4 | 2 | 5 | - | - | 6 | 17 | 23 |
| TOTAL SECONDARY | - | - | 9 | 15 | 3 | 13 | 4 | 14 | 7 | 19 | 121 | 187 | 144 | 248 | 392 |
| DIPLOMA | - | - | - | - | - | - | - | - | - | - | 1 | - | 1 | - | 1 |
| EXCHANGE | - | - | - | - | - | 2 | - | - | - | - | - | - | - | 2 | 2 |
| OPEN STUDIES | - | - | - | - | - | - | - | - | - | - | 2 | 3 | 2 | 3 | 5 |
| VISITING | - | 1 | - | - | - | - | - | - | - | - | - | - | - | 1 | 1 |
| TOTAL EDUCATION | - | 8 | 10 | 24 | 6 | 66 | 9 | 49 | 10 | 30 | 201 | 595 | 236 | 772 | 1 008 |
| FINE ARTS | | | | | | | | | | | | | | | |
| ART | | | | | | | | | | | | | | | |
| Art | - | - | - | - | - | - | - | - | - | - | - | - | - | - | - |
| BFA | - | - | 2 | 15 | 4 | 4 | 8 | 20 | - | - | - | - | 14 | 39 | 53 |
| BFA Honors | - | - | - | - | - | - | - | 8 | - | - | - | - | - | 8 | 8 |
| BFA/BA (Humanities) | - | - | 1 | 1 | - | - | - | - | - | 2 | - | - | 1 | 3 | 4 |
| Art History | - | - | - | - | - | - | - | - | - | - | - | - | - | - | - |
| BA | 2 | 11 | 1 | 18 | 2 | 7 | 2 | 9 | - | - | - | - | 7 | 45 | 52 |
| BA/BA (Communication & Culture) | - | - | - | - | - | - | - | 1 | - | 1 | - | - | - | 2 | 2 |
| BA/BA (Humanities) | - | 1 | - | - | - | 1 | - | 2 | - | 1 | - | - | - | 5 | 5 |
| BA/BA (Social Sciences) | - | - | - | 1 | - | 2 | - | - | - | - | - | - | - | 3 | 3 |
| BA/BFA | - | 1 | 1 | - | - | 1 | - | 1 | - | - | - | - | 1 | 3 | 4 |
| Developmental Art | - | - | - | - | - | - | - | - | - | - | - | - | - | - | - |
| BFA | - | - | 1 | 3 | - | 4 | - | 7 | - | - | - | - | 1 | 14 | 15 |
| BFA/BA (Humanities) | - | - | - | - | - | - | - | - | - | 1 | - | - | - | 1 | 1 |
| BFA/BEd | - | - | - | 2 | - | - | - | 3 | - | 4 | - | - | - | 9 | 9 |
| TOTAL ART | 2 | 13 | 6 | 40 | 6 | 19 | 10 | 51 | - | 9 | - | - | 24 | 132 | 156 |
| DANCE | | | | | | | | | | | | | | | |
| BA Dance Studies | 1 | 21 | - | 15 | - | 18 | 1 | 14 | - | - | - | - | 2 | 68 | 70 |
| BA/BA (Social Sciences) | - | - | - | 2 | - | 1 | - | - | - | - | - | - | - | 3 | 3 |
| BA/BFA | - | - | - | - | - | - | - | 1 | - | - | - | - | - | 1 | 1 |
| BSc/BA (Science) | - | 1 | - | - | - | - | - | - | - | - | - | - | - | 1 | 1 |
| TOTAL DANCE | 1 | 22 | - | 17 | - | 19 | 1 | 15 | - | - | - | - | 2 | 73 | 75 |
| DRAMA | | | | | | | | | | | | | | | |
| Drama | - | - | - | - | - | - | - | - | - | - | - | - | - | - | - |
| BFA | 4 | 17 | 4 | 22 | 7 | 14 | 13 | 10 | - | - | - | - | 28 | 63 | 91 |
| BFA/BA (Humanities) | - | 2 | - | 1 | 1 | 4 | - | - | - | - | - | - | 1 | 7 | 8 |
| BA/BFA (Social Sciences) | - | - | - | 1 | - | - | - | - | - | 1 | - | - | - | 2 | 2 |
| BComm/BFA | - | - | - | - | - | - | - | - | - | 1 | - | - | - | 1 | 1 |
| BSc/BFA (Social Sciences) | - | - | - | - | - | - | - | 1 | - | - | - | - | - | 1 | 1 |
| Drama Education | - | - | - | - | - | - | - | - | - | - | - | - | - | - | - |
| BFA | - | - | - | - | - | - | - | 1 | - | - | - | - | - | 1 | 1 |
| BFA/BEd | - | - | 2 | 5 | - | 4 | 3 | 3 | - | 2 | - | - | 5 | 14 | 19 |
| TOTAL DRAMA | 4 | 19 | 6 | 29 | 8 | 22 | 16 | 15 | - | 4 | - | - | 34 | 89 | 123 |
| MUSIC | | | | | | | | | | | | | | | |
| BA | 3 | 5 | - | 3 | - | 5 | 2 | - | - | - | - | - | 5 | 13 | 18 |
| BA Honors | - | - | - | - | - | 1 | - | - | - | - | - | - | - | 1 | 1 |
| BA/BA (Social Sciences) | - | - | - | - | - | 1 | - | - | - | - | - | - | - | 1 | 1 |
| BA/BMus (Social Sciences) | - | - | - | - | 1 | - | - | 1 | - | - | - | - | 1 | 1 | 2 |
| Bcomm/Bmus | - | - | - | - | - | - | - | 1 | - | - | - | - | - | 1 | 1 |
| BMus | 14 | 22 | 6 | 7 | 14 | 12 | 8 | 6 | - | - | - | - | 42 | 47 | 89 |
| BMus/BSc (Science) | - | - | - | - | - | 1 | - | - | - | - | - | - | - | 1 | 1 |
| TOTAL MUSIC | 17 | 27 | 6 | 10 | 15 | 20 | 10 | 8 | - | - | - | - | 48 | 65 | 113 |

FULL-TIME UNDERGRADUATE STUDENTS BY FACULTY

(Including Combined and Collaborative Degree Students)

(FALL 2006)

| FACULTY/MAJOR/DEGREE | YEAR OF PROGRAM | | | | | | | | | | TOTAL | M | F | GRAND TOTAL | | |
|--|-----------------|------------|------------|------------|------------|------------|------------|------------|-----------|-----------|----------|----------|--------------|--------------|--------------|----|
| | 1ST YEAR | | 2ND YEAR | | 3RD YEAR | | 4TH YEAR | | 5TH YEAR | | | | | | OTHER | |
| | M | F | M | F | M | F | M | F | M | F | | | | | M | F |
| VISUAL STUDIES | | | | | | | | | | | | | | | | |
| BA/BFA (Social Sciences) | - | - | - | - | - | 1 | - | - | - | - | - | - | - | - | 1 | 1 |
| BFA | 5 | 32 | 1 | 10 | - | 6 | - | 2 | - | - | - | - | - | 6 | 50 | 56 |
| BFA/BA (Humanities) | - | - | 1 | - | - | - | - | - | - | - | - | - | - | 1 | - | 1 |
| BFA/BEd | - | - | - | 2 | - | 2 | - | 1 | - | - | - | - | - | - | 5 | 5 |
| BSc/BFA (Science) | - | - | - | - | - | - | 1 | - | - | - | - | - | - | 1 | - | 1 |
| TOTAL VISUAL STUDIES | 5 | 32 | 2 | 12 | - | 9 | 1 | 3 | - | - | - | - | 8 | 56 | 64 | |
| EXCHANGE | - | - | - | - | - | 1 | - | - | - | - | - | - | - | - | 1 | 1 |
| OPEN STUDIES | - | - | - | - | - | - | - | - | - | - | 2 | 2 | 2 | 2 | 4 | 4 |
| VISITING | - | 1 | - | - | - | - | - | - | - | - | - | - | - | - | 1 | 1 |
| TOTAL FINE ARTS | 29 | 114 | 20 | 108 | 29 | 90 | 38 | 92 | - | 13 | 2 | 2 | 118 | 419 | 537 | |
| HASKAYNE SCHOOL OF BUSINESS | | | | | | | | | | | | | | | | |
| BComm | 285 | 285 | 192 | 195 | 255 | 265 | 255 | 277 | 16 | 23 | - | - | 1 003 | 1 045 | 2 048 | |
| BComm/BA (Communication & Culture) | - | - | - | - | - | - | - | 1 | 1 | - | - | - | 1 | 1 | 2 | |
| BComm/BA (Humanities) | 3 | 7 | 2 | 4 | 2 | 2 | - | 4 | 2 | 3 | - | - | 9 | 20 | 29 | |
| BComm/BA (Social Sciences) | 15 | 12 | 5 | 13 | 17 | 22 | 20 | 21 | 16 | 9 | - | - | 73 | 77 | 150 | |
| BComm/BA Honors (Social Sciences) | - | - | 1 | - | 1 | - | - | - | 1 | - | - | - | 3 | - | 3 | |
| BComm/BFA | - | - | - | - | - | - | - | - | - | 1 | - | - | - | 1 | 1 | |
| BComm/BKin | 6 | 3 | 1 | 2 | - | 3 | 1 | - | 3 | 1 | - | - | 11 | 9 | 20 | |
| BComm/BMus | - | - | - | - | - | - | - | 1 | - | - | - | - | - | 1 | 1 | |
| BComm/BSc (Engineering) | - | - | - | - | - | 1 | 1 | - | - | - | - | - | 1 | 1 | 2 | |
| BComm/BSc (Science) | 6 | 8 | 6 | 6 | 6 | 7 | 9 | 3 | 7 | 6 | - | - | 34 | 30 | 64 | |
| BComm/BSc Honors (Science) | - | - | - | - | - | - | 1 | - | - | - | - | - | 1 | - | 1 | |
| BComm/BSc (Social Sciences) | - | - | - | - | 2 | 2 | 3 | - | - | 1 | - | - | 5 | 3 | 8 | |
| BHRM | - | - | - | - | 6 | 8 | 7 | 20 | - | - | - | - | 13 | 28 | 41 | |
| EXCHANGE | - | - | - | 1 | 21 | 21 | - | - | - | - | - | - | 21 | 22 | 43 | |
| OPEN STUDIES | - | - | - | - | - | - | - | - | - | - | 1 | 6 | 1 | 6 | 7 | |
| VISITING | - | - | - | - | 7 | 5 | - | - | - | - | - | - | 7 | 5 | 12 | |
| TOTAL HASKAYNE SCHOOL OF BUSINESS | 315 | 315 | 207 | 221 | 317 | 336 | 297 | 327 | 46 | 44 | 1 | 6 | 1 183 | 1 249 | 2 432 | |
| HUMANITIES | | | | | | | | | | | | | | | | |
| ENGLISH | | | | | | | | | | | | | | | | |
| BA | 23 | 60 | 29 | 58 | 52 | 78 | 51 | 81 | - | - | - | - | 155 | 277 | 432 | |
| BA Honors | - | - | - | 2 | 2 | 3 | 8 | 7 | - | - | - | - | 10 | 12 | 22 | |
| BA/BA (Communication & Culture) | - | 2 | - | - | - | - | - | 1 | - | - | - | - | - | 3 | 3 | |
| BA/BA Honors (Communication & Culture) | - | - | - | 1 | - | - | - | - | - | - | - | - | - | 1 | 1 | |
| BA/BA (East Asia) | - | - | - | - | - | - | 1 | - | - | - | - | - | 1 | - | 1 | |
| BA/BA (Fine Arts) | - | - | - | - | - | 1 | - | - | - | - | - | - | - | 1 | 1 | |
| BA/BA (Humanities) | 1 | 2 | - | 1 | - | - | - | 1 | - | - | - | - | 1 | 4 | 5 | |
| BA/BA Honors (Humanities) | - | - | - | 1 | 1 | - | - | - | - | - | - | - | 1 | 1 | 2 | |
| BA/BA (Social Sciences) | 1 | 2 | - | 1 | - | 5 | 2 | 3 | 2 | 5 | - | - | 5 | 16 | 21 | |
| BA/BA Honors (Social Sciences) | - | - | - | - | - | 1 | - | - | - | - | - | - | - | 1 | 1 | |
| BA/BSc (Science) | - | 1 | 2 | 1 | - | 2 | 1 | 2 | - | - | - | - | 3 | 6 | 9 | |
| BA/BSc Honors (Science) | - | - | - | - | - | - | - | 1 | - | 1 | - | - | - | 2 | 2 | |
| BComm/BA | 1 | 1 | 2 | - | 1 | - | - | 1 | 1 | 1 | - | - | 5 | 3 | 8 | |
| BFA/BA | - | 2 | 1 | 2 | 1 | - | - | - | - | 2 | - | - | 2 | 6 | 8 | |
| BSc/BA (Engineering) | 1 | - | - | - | - | - | 1 | - | - | - | - | - | 2 | - | 2 | |
| BSc/BA (Social Sciences) | - | - | - | - | - | - | - | 1 | - | - | - | - | - | 1 | 1 | |
| TOTAL ENGLISH | 27 | 70 | 34 | 67 | 57 | 90 | 64 | 98 | 3 | 9 | - | - | 185 | 334 | 519 | |
| FRENCH, ITALIAN & SPANISH | | | | | | | | | | | | | | | | |
| French | | | | | | | | | | | | | | | | |
| BA | 1 | 8 | 2 | 20 | 2 | 13 | - | 13 | - | - | - | - | 5 | 54 | 59 | |
| BA/BA (Humanities) | - | 1 | - | - | - | 1 | - | - | - | 2 | - | - | - | 4 | 4 | |
| BA/BA (Social Sciences) | - | 1 | - | - | - | - | 1 | - | - | 1 | - | - | 1 | 2 | 3 | |
| BA/BSc (Science) | - | - | - | - | - | - | - | - | - | 1 | - | - | - | 1 | 1 | |
| BComm/BA | 1 | 1 | - | - | - | - | - | 1 | - | - | - | - | 1 | 2 | 3 | |
| BEd/BA | - | - | - | 1 | - | 1 | - | - | - | - | - | - | - | 2 | 2 | |
| BFA/BA | - | - | - | - | - | 1 | - | - | - | - | - | - | - | 1 | 1 | |
| BSc/BA (Engineering) | - | - | - | 1 | - | - | - | - | - | - | - | - | - | 1 | 1 | |
| BSc/BA (Social Sciences) | - | - | - | 1 | - | - | - | - | - | - | - | - | - | 1 | 1 | |
| Italian Studies | | | | | | | | | | | | | | | | |
| BA | - | - | - | - | - | 1 | - | - | - | - | - | - | - | 1 | 1 | |
| Latin American Studies | | | | | | | | | | | | | | | | |
| BA | - | 1 | 2 | 2 | - | - | 1 | 3 | - | - | - | - | 3 | 6 | 9 | |
| Spanish | | | | | | | | | | | | | | | | |
| BA | 1 | 10 | - | 4 | 1 | 10 | - | 3 | - | - | - | - | 2 | 27 | 29 | |
| BA/BA (Communication & Culture) | - | - | - | 1 | - | 1 | - | - | - | - | - | - | - | 2 | 2 | |
| BA/BA (Humanities) | - | 1 | - | - | - | - | - | - | - | - | - | - | - | 1 | 1 | |
| BA/BA (Social Sciences) | - | - | - | - | 1 | 1 | - | 1 | - | 1 | - | - | 1 | 3 | 4 | |
| BA/BA Honors (Social Sciences) | - | - | - | - | - | - | - | - | - | 1 | - | - | - | 1 | 1 | |
| BA/BSc (Science) | - | 1 | - | 1 | - | - | - | - | - | 1 | - | - | - | 3 | 3 | |
| BComm/BA | - | 4 | - | 2 | - | 1 | - | 2 | 1 | 1 | - | - | 1 | 10 | 11 | |
| BSc/BA (Engineering) | - | 2 | - | 1 | - | 1 | - | 1 | - | - | - | - | - | 5 | 5 | |
| TOTAL FRENCH, ITALIAN & SPANISH | 3 | 30 | 4 | 34 | 4 | 31 | 2 | 24 | 1 | 8 | - | - | 14 | 127 | 141 | |

FULL-TIME UNDERGRADUATE STUDENTS BY FACULTY
(Including Combined and Collaborative Degree Students)
(FALL 2006)

| FACULTY/MAJOR/DEGREE | YEAR OF PROGRAM | | | | | | | | | | TOTAL | | GRAND TOTAL | | | |
|--|-----------------|-----------|-----------|-----------|-----------|-----------|-----------|-----------|----------|----------|----------|----------|-------------|-----------|------------|--|
| | 1ST YEAR | | 2ND YEAR | | 3RD YEAR | | 4TH YEAR | | 5TH YEAR | | OTHER | | | | | |
| | M | F | M | F | M | F | M | F | M | F | M | F | | | | |
| GERMANIC, SLAVIC & EAST ASIAN STUDIES | | | | | | | | | | | | | | | | |
| East Asia | | | | | | | | | | | | | | | | |
| BA | 2 | 5 | 1 | 1 | 2 | 2 | 4 | 1 | - | - | - | - | 9 | 9 | 18 | |
| BA/BA (Communication & Culture) | - | - | 1 | - | - | - | - | - | - | - | - | - | 1 | - | 1 | |
| BA/BA (Social Sciences) | - | - | - | 1 | - | - | - | - | - | - | - | - | - | 1 | 1 | |
| BA/BSc (Science) | - | - | - | - | - | 1 | - | - | - | - | - | - | - | 1 | 1 | |
| BSc/BA (Engineering) | - | 1 | - | - | - | - | - | - | - | - | - | - | - | 1 | 1 | |
| East Asian Language Studies | | | | | | | | | | | | | | | | |
| BA | - | - | - | - | - | - | - | 1 | - | - | - | - | - | 1 | 1 | |
| German | | | | | | | | | | | | | | | | |
| BA | - | 3 | 2 | 1 | 1 | 2 | - | 2 | - | - | - | - | 3 | 8 | 11 | |
| BA/BA (Humanities) | - | 1 | - | - | - | - | - | - | - | - | - | - | - | 1 | 1 | |
| BA/BA (Social Sciences) | - | - | - | 1 | - | - | - | 1 | - | - | - | - | - | 2 | 2 | |
| BA/BSc (Environmental Science) | - | - | - | - | - | - | - | 1 | - | - | - | - | 1 | - | 1 | |
| BA/BSc (Science) | - | - | - | - | - | - | - | - | 1 | - | - | - | 1 | - | 1 | |
| BComm/BA | 1 | - | - | - | - | - | - | - | - | - | - | - | 1 | - | 1 | |
| BFA/BA | - | - | - | - | - | - | - | - | - | 1 | - | - | - | 1 | 1 | |
| BSc/BA (Engineering) | - | - | 1 | - | 1 | - | - | - | - | - | - | - | 2 | - | 2 | |
| Russian | | | | | | | | | | | | | | | | |
| BA | 1 | - | - | - | - | - | 1 | 3 | - | - | - | - | 2 | 3 | 5 | |
| BA Honors | - | - | - | - | - | - | - | 1 | - | - | - | - | - | 1 | 1 | |
| BA/BA (Humanities) | - | - | - | - | 1 | - | - | - | - | - | - | - | 1 | - | 1 | |
| BA/BA (Social Sciences) | - | - | - | - | - | - | 1 | - | - | - | - | - | 1 | - | 1 | |
| BSc/BA (Engineering) | - | - | - | 1 | - | - | - | - | - | - | - | - | - | 1 | 1 | |
| TOTAL GERMANIC, SLAVIC & EAST ASIAN STUDIES | 4 | 10 | 5 | 5 | 5 | 5 | 7 | 9 | 1 | 1 | - | - | 22 | 30 | 52 | |
| GREEK & ROMAN STUDIES | | | | | | | | | | | | | | | | |
| Ancient & Medieval History | | | | | | | | | | | | | | | | |
| BA | 2 | 4 | 4 | 6 | 3 | 6 | 8 | 4 | - | - | - | - | 17 | 20 | 37 | |
| BA/BA (Humanities) | - | 2 | - | - | - | 1 | - | - | - | - | - | - | - | 3 | 3 | |
| BA/BA (Social Sciences) | - | - | - | 1 | 1 | - | 1 | 1 | - | - | - | - | 2 | 2 | 4 | |
| BA/BSc (Science) | 1 | - | - | - | 1 | - | - | - | - | - | - | - | 2 | - | 2 | |
| Classical & Early Christian Studies | | | | | | | | | | | | | | | | |
| BA Honors | - | - | 1 | - | - | - | - | 1 | - | - | - | - | 1 | 1 | 2 | |
| Greek & Roman Studies | | | | | | | | | | | | | | | | |
| BA | 2 | 5 | 5 | 6 | 2 | 4 | - | 4 | - | - | - | - | 9 | 19 | 28 | |
| BA Honors | - | - | 1 | - | - | - | - | - | - | - | - | - | 1 | - | 1 | |
| BA/BA (Communication & Culture) | - | - | - | 1 | - | - | - | - | - | - | - | - | - | 1 | 1 | |
| BA/BA (Fine Arts) | - | 1 | - | - | - | - | - | - | - | - | - | - | - | 1 | 1 | |
| BA/BA (Humanities) | - | 1 | - | - | - | - | - | - | - | - | - | - | - | 1 | 1 | |
| BA/BA Honors (Social Sciences) | - | - | - | - | - | - | - | 1 | - | - | - | - | - | 1 | 1 | |
| BA/BSc (Science) | - | - | 1 | - | - | - | - | - | - | - | - | - | 1 | - | 1 | |
| BComm/BA | - | - | - | - | - | - | - | - | - | 1 | - | - | - | 1 | 1 | |
| BSc/BA (Engineering) | - | - | 1 | - | - | - | 1 | - | - | - | - | - | 2 | - | 2 | |
| TOTAL GREEK & ROMAN STUDIES | 5 | 13 | 13 | 14 | 7 | 11 | 10 | 11 | - | 1 | - | - | 35 | 50 | 85 | |
| HUMANITIES | | | | | | | | | | | | | | | | |
| BA | 3 | 13 | 9 | 16 | 7 | 13 | 2 | 8 | - | - | - | - | 21 | 50 | 71 | |
| BA/BA (Humanities) | - | - | 1 | - | - | - | - | - | - | - | - | - | 1 | - | 1 | |
| BA/BA (Communication & Culture) | - | 1 | - | - | - | - | - | - | - | - | - | - | - | 1 | 1 | |
| BA/BSc (Science) | - | - | - | - | 1 | - | - | - | - | - | - | - | 1 | - | 1 | |
| BComm/BA | - | 1 | - | 1 | - | 1 | - | - | - | - | - | - | - | 3 | 3 | |
| BFA/BA | - | - | 1 | - | - | 1 | - | - | - | - | - | - | 1 | 1 | 2 | |
| TOTAL HUMANITIES | 3 | 15 | 11 | 17 | 8 | 15 | 2 | 8 | - | - | - | - | 24 | 55 | 79 | |
| PHILOSOPHY | | | | | | | | | | | | | | | | |
| History & Philosophy of Science | | | | | | | | | | | | | | | | |
| BA | 1 | 3 | - | 1 | 2 | 1 | - | - | - | - | - | - | 3 | 5 | 8 | |
| BA/BA (Humanities) | - | 1 | - | - | - | - | - | - | - | - | - | - | - | 1 | 1 | |
| Philosophy | | | | | | | | | | | | | | | | |
| BA | 9 | 8 | 12 | 6 | 17 | 6 | 11 | 8 | - | - | - | - | 49 | 28 | 77 | |
| BA Honors | - | - | - | 1 | 1 | 2 | 4 | 4 | - | - | - | - | 5 | 7 | 12 | |
| BA/BA (Communication & Culture) | - | - | 1 | - | 1 | - | - | 1 | - | - | - | - | 2 | 1 | 3 | |
| BA/BA (Fine Arts) | - | - | - | - | - | - | - | 1 | - | - | - | - | - | 1 | 1 | |
| BA/BA (Humanities) | - | - | 1 | - | - | 1 | - | - | - | 1 | - | - | 1 | 2 | 3 | |
| BA/BA (Social Sciences) | 2 | - | - | 1 | 1 | 1 | 2 | 1 | 1 | 1 | - | - | 6 | 4 | 10 | |
| BA/BA Honors (Social Sciences) | - | - | 1 | - | - | - | - | - | 1 | - | - | - | 2 | - | 2 | |
| BA/BSc (Science) | 1 | - | - | - | 2 | - | - | - | - | - | - | - | 3 | - | 3 | |
| BComm/BA | - | - | - | 1 | - | - | - | - | - | - | - | - | - | 1 | 1 | |
| BFA/BA | - | - | - | - | - | 2 | - | - | - | - | - | - | - | 2 | 2 | |
| TOTAL PHILOSOPHY | 13 | 12 | 15 | 10 | 24 | 13 | 17 | 15 | 2 | 2 | - | - | 71 | 52 | 123 | |
| RELIGIOUS STUDIES | | | | | | | | | | | | | | | | |
| Religious Studies & Applied Ethics | | | | | | | | | | | | | | | | |
| BA | - | 1 | - | 1 | 1 | 1 | 1 | 2 | - | - | - | - | 2 | 5 | 7 | |
| Bcomm/BA | - | - | - | - | 1 | - | - | - | - | - | - | - | 1 | - | 1 | |
| Religious Studies | | | | | | | | | | | | | | | | |
| BA | - | 4 | 6 | 8 | 4 | 14 | 5 | 9 | - | - | - | - | 15 | 35 | 50 | |
| BA Honors | - | - | - | 1 | 1 | 1 | - | 3 | - | - | - | - | 1 | 5 | 6 | |
| BA/BA Honors | - | - | - | - | - | 1 | - | - | - | - | - | - | - | 1 | 1 | |
| BA/BA (Communication & Culture) | - | 1 | 1 | - | - | - | - | - | - | - | - | - | 1 | 1 | 2 | |
| BA/BA (Fine Arts) | - | - | - | - | - | - | - | 1 | - | 1 | - | - | - | 2 | 2 | |
| BA/BA (Social Sciences) | - | - | - | 1 | - | 4 | - | 1 | - | 1 | - | - | - | 7 | 7 | |
| BA/BSc (Science) | 1 | - | - | - | - | 1 | - | - | - | - | - | - | 1 | 1 | 2 | |
| TOTAL RELIGIOUS STUDIES | 1 | 6 | 7 | 11 | 7 | 22 | 6 | 16 | - | 2 | - | - | 21 | 57 | 78 | |

FULL-TIME UNDERGRADUATE STUDENTS BY FACULTY
(Including Combined and Collaborative Degree Students)
(FALL 2006)

| FACULTY/MAJOR/DEGREE | YEAR OF PROGRAM | | | | | | | | | | | | TOTAL M | TOTAL F | GRAND TOTAL |
|---------------------------------------|-----------------|------------|------------|------------|------------|------------|------------|------------|-----------|-----------|------------|------------|------------|------------|----------------|
| | 1ST YEAR | | 2ND YEAR | | 3RD YEAR | | 4TH YEAR | | 5TH YEAR | | OTHER | | | | |
| | M | F | M | F | M | F | M | F | M | F | M | F | | | |
| UNSPECIFIED DEGREE | 36 | 65 | 21 | 29 | - | - | - | - | - | - | - | - | 57 | 94 | 151 |
| OPEN STUDIES | - | - | - | - | - | - | - | - | - | - | - | 2 | 8 | 10 | |
| TOTAL HUMANITIES | 92 | 221 | 110 | 187 | 112 | 187 | 108 | 181 | 7 | 23 | 2 | 8 | 431 | 807 | 1 238 |
| KINESIOLOGY | | | | | | | | | | | | | | | |
| BA Dance Studies | 1 | 21 | - | 15 | - | 18 | 1 | 14 | - | - | - | - | 2 | 68 | 70 |
| BKin | 25 | 51 | 22 | 86 | 37 | 53 | 18 | 65 | - | - | - | - | 102 | 255 | 357 |
| BKin Honors | - | - | - | - | - | 1 | 1 | 1 | - | - | - | - | 1 | 2 | 3 |
| BKin/BComm | 6 | 3 | 1 | 2 | - | 3 | 1 | - | 3 | 1 | - | - | 11 | 9 | 20 |
| BKin/BEd | - | - | 6 | 7 | 2 | 2 | - | 5 | 6 | 13 | - | - | 14 | 27 | 41 |
| BN/BKin | - | - | - | 5 | - | 4 | - | 7 | - | 6 | - | - | - | 22 | 22 |
| BSc | 10 | 33 | 17 | 33 | 17 | 30 | 16 | 30 | - | - | - | - | 60 | 126 | 186 |
| BSc Honors | - | - | - | - | - | 2 | - | 2 | - | - | - | - | - | 4 | 4 |
| OPEN STUDIES | - | - | - | - | - | - | - | - | - | - | 2 | - | 2 | - | 2 |
| VISITING | - | - | - | - | - | 2 | - | - | - | - | - | - | - | 2 | 2 |
| TOTAL KINESIOLOGY | 42 | 108 | 46 | 148 | 56 | 115 | 37 | 124 | 9 | 20 | 2 | - | 192 | 515 | 707 |
| LAW | | | | | | | | | | | | | | | |
| LLB | 36 | 39 | 29 | 44 | 32 | 38 | - | - | - | - | - | - | 97 | 121 | 218 |
| MBA/LLB | 1 | - | - | - | - | - | - | - | - | - | - | - | 1 | - | 1 |
| EXCHANGE | - | - | - | - | - | 3 | - | - | - | - | - | - | - | 3 | 3 |
| VISITING | - | - | - | - | 2 | 5 | - | - | - | - | - | - | 2 | 5 | 7 |
| TOTAL LAW | 37 | 39 | 29 | 44 | 34 | 46 | - | - | - | - | - | - | 100 | 129 | 229 |
| MEDICINE | | | | | | | | | | | | | | | |
| MD | 72 | 68 | 59 | 45 | 37 | 66 | - | - | - | - | - | - | 168 | 179 | 347 |
| Postgraduate MD | - | - | - | - | - | - | - | - | - | - | 322 | 300 | 322 | 300 | 622 |
| BHSc | 29 | 52 | 24 | 44 | 25 | 35 | 19 | 33 | - | - | - | - | 97 | 164 | 261 |
| BA/BHSc (Social Sciences) | - | - | - | - | - | - | 1 | 1 | - | 1 | - | - | 1 | 2 | 3 |
| BSc/BHSc (Science) | - | - | - | - | - | - | - | 1 | - | - | - | - | - | 1 | 1 |
| OPEN STUDIES | - | - | - | - | - | - | - | - | - | - | - | 1 | - | 1 | 1 |
| VISITING | - | - | - | - | - | 2 | - | - | - | - | - | - | - | 2 | 2 |
| TOTAL MEDICINE | 101 | 120 | 83 | 89 | 62 | 103 | 20 | 35 | - | 1 | 322 | 301 | 588 | 649 | 1 237 |
| NURSING | | | | | | | | | | | | | | | |
| BN Accelerated Track | - | - | - | - | 6 | 55 | 5 | 59 | - | - | - | - | 11 | 114 | 125 |
| BN Off-Site | - | - | - | - | 6 | 45 | 6 | 41 | - | - | - | - | 12 | 86 | 98 |
| BN Regular Track | 19 | 126 | 7 | 96 | 18 | 98 | 9 | 94 | - | - | - | - | 53 | 414 | 467 |
| BN/BKin | - | - | - | 5 | - | 4 | - | 7 | - | 6 | - | - | - | 22 | 22 |
| Post Diploma | - | - | - | - | - | 6 | - | 1 | - | - | - | - | - | 7 | 7 |
| TOTAL NURSING | 19 | 126 | 7 | 101 | 30 | 208 | 20 | 202 | - | 6 | - | - | 76 | 643 | 719 |
| OPEN STUDIES | | | | | | | | | | | | | | | |
| | - | - | - | - | - | - | - | - | - | - | 179 | 142 | 179 | 142 | 321 |
| SCHULICH SCHOOL OF ENGINEERING | | | | | | | | | | | | | | | |
| COMMON PROGRAM | | | | | | | | | | | | | | | |
| BSc | 513 | 183 | 24 | 8 | - | - | - | - | - | - | - | - | 537 | 191 | 728 |
| BSc/BA (Humanities) | 1 | 3 | - | - | - | - | - | - | - | - | - | - | 1 | 3 | 4 |
| BSc/BA (Social Sciences) | 2 | 4 | - | - | - | - | - | - | - | - | - | - | 2 | 4 | 6 |
| BSc/BSc (Science) | 2 | - | - | - | - | - | - | - | - | - | - | - | 2 | - | 2 |
| BSc/BSc (Social Sciences) | 1 | - | - | - | - | - | - | - | - | - | - | - | 1 | - | 1 |
| TOTAL COMMON PROGRAM | 519 | 190 | 24 | 8 | - | - | - | - | - | - | - | - | 543 | 198 | 741 |
| CHEMICAL | | | | | | | | | | | | | | | |
| BSc | - | - | 41 | 23 | 54 | 34 | 48 | 31 | 11 | 6 | - | - | 154 | 94 | 248 |
| BSc/BA (Humanities) | - | - | - | 1 | - | - | - | 1 | - | - | - | - | - | 2 | 2 |
| BSc/BA (Social Sciences) | - | - | 1 | - | 1 | 1 | 1 | - | - | - | - | - | 3 | 1 | 4 |
| TOTAL CHEMICAL | - | - | 42 | 24 | 55 | 35 | 49 | 32 | 11 | 6 | - | - | 157 | 97 | 254 |
| CIVIL | | | | | | | | | | | | | | | |
| BSc | - | - | 60 | 21 | 73 | 35 | 64 | 33 | 9 | 5 | - | - | 206 | 94 | 300 |
| BSc/BA (Humanities) | - | - | - | 1 | - | 1 | - | - | - | - | - | - | - | 2 | 2 |
| BSc/BA (Social Sciences) | - | - | - | - | 3 | - | 1 | 2 | 2 | - | - | - | 6 | 2 | 8 |
| BSc/BSc (Science) | - | - | - | - | - | - | 1 | - | - | - | - | - | 1 | - | 1 |
| TOTAL CIVIL | - | - | 60 | 22 | 76 | 36 | 66 | 35 | 11 | 5 | - | - | 213 | 98 | 311 |

FULL-TIME UNDERGRADUATE STUDENTS BY FACULTY

(Including Combined and Collaborative Degree Students)

(FALL 2006)

| FACULTY/MAJOR/DEGREE | YEAR OF PROGRAM | | | | | | | | | | | | TOTAL | GRAND | TOTAL | | | |
|---|-----------------|-----|----------|-----|----------|-----|----------|-----|----------|----|-------|---|-------|-------|-------|-------|-----|-----|
| | 1ST YEAR | | 2ND YEAR | | 3RD YEAR | | 4TH YEAR | | 5TH YEAR | | OTHER | | | | | | | |
| | M | F | M | F | M | F | M | F | M | F | M | F | | | | | | |
| COMPUTER | | | | | | | | | | | | | | | | | | |
| BSc | - | - | 27 | 3 | 33 | 3 | 26 | 4 | 15 | - | - | - | - | - | - | 101 | 10 | 111 |
| BSc/BA (Social Sciences) | - | - | - | - | 1 | - | - | - | - | - | - | - | - | - | - | 1 | - | 1 |
| TOTAL COMPUTER | - | - | 27 | 3 | 34 | 3 | 26 | 4 | 15 | - | - | - | - | - | 102 | 10 | 112 | |
| ELECTRICAL | | | | | | | | | | | | | | | | | | |
| BSc | - | - | 81 | 21 | 101 | 20 | 87 | 8 | 23 | 6 | - | - | - | - | 292 | 55 | 347 | |
| BSc/BA (Humanities) | - | - | 1 | - | - | - | - | - | - | - | - | - | - | - | 1 | - | 1 | |
| BSc/BA (Social Sciences) | - | - | 1 | - | 2 | - | 2 | 1 | 1 | - | - | - | - | - | 6 | 1 | 7 | |
| BSc/BSc (Science) | - | - | - | - | 1 | - | - | - | - | - | - | - | - | - | 1 | - | 1 | |
| TOTAL ELECTRICAL | - | - | 83 | 21 | 104 | 20 | 89 | 9 | 24 | 6 | - | - | - | 300 | 56 | 356 | | |
| GEOMATICS | | | | | | | | | | | | | | | | | | |
| BSc | - | - | 36 | 15 | 42 | 13 | 29 | 12 | 6 | 4 | - | - | - | 113 | 44 | 157 | | |
| BSc/BA (Humanities) | - | - | - | - | 1 | - | - | - | - | - | - | - | - | 1 | - | 1 | | |
| BSc/BA (Social Sciences) | - | - | - | - | 3 | 1 | - | 1 | - | - | - | - | - | 3 | 2 | 5 | | |
| BSc/BSc (Social Sciences) | - | - | - | - | - | - | - | - | - | 1 | - | - | - | - | 1 | - | 1 | |
| TOTAL GEOMATICS | - | - | 36 | 15 | 46 | 14 | 29 | 13 | 6 | 5 | - | - | - | 117 | 47 | 164 | | |
| MANUFACTURING | | | | | | | | | | | | | | | | | | |
| BSc | - | - | 42 | 6 | 35 | 8 | 36 | 1 | 9 | - | - | - | - | 122 | 15 | 137 | | |
| BSc/BA (Humanities) | - | - | - | 1 | - | - | - | - | - | - | - | - | - | - | 1 | - | 1 | |
| BSc/BA (Social Sciences) | - | - | 1 | - | 2 | - | 1 | - | - | - | - | - | - | 4 | - | 4 | | |
| TOTAL MANUFACTURING | - | - | 43 | 7 | 37 | 8 | 37 | 1 | 9 | - | - | - | - | 126 | 16 | 142 | | |
| MECHANICAL | | | | | | | | | | | | | | | | | | |
| BSc | - | - | 92 | 17 | 127 | 20 | 98 | 20 | 17 | 2 | - | - | - | 334 | 59 | 393 | | |
| BComm/BSc | - | - | - | - | - | 1 | - | - | - | - | - | - | - | - | 1 | - | 1 | |
| BSc/BA Honors (Social Sciences) | - | - | - | - | - | - | - | - | 1 | - | - | - | - | 1 | - | 1 | | |
| BSc/BA (Humanities) | - | - | 1 | - | - | - | 2 | - | - | - | - | - | - | 3 | - | 3 | | |
| BSc/BA (Social Sciences) | - | - | 1 | - | 3 | 1 | 1 | - | 1 | - | - | - | - | 6 | 1 | 7 | | |
| BSc/BSc (Science) | - | - | - | - | 1 | - | - | - | - | - | - | - | - | 1 | - | 1 | | |
| TOTAL MECHANICAL | - | - | 94 | 17 | 131 | 22 | 101 | 20 | 19 | 2 | - | - | - | 345 | 61 | 406 | | |
| OIL & GAS | | | | | | | | | | | | | | | | | | |
| BSc | - | - | 14 | 2 | 17 | 4 | 16 | 2 | 2 | 1 | - | - | - | 49 | 9 | 58 | | |
| Bcomm/BSc | - | - | - | - | - | - | 1 | - | - | - | - | - | - | 1 | - | 1 | | |
| TOTAL OIL & GAS | - | - | 14 | 2 | 17 | 4 | 17 | 2 | 2 | 1 | - | - | - | 50 | 9 | 59 | | |
| SOFTWARE | | | | | | | | | | | | | | | | | | |
| BSc | - | - | 28 | 1 | 26 | 3 | 29 | 5 | 4 | 1 | - | - | - | 87 | 10 | 97 | | |
| BSc/BA (Social Sciences) | - | - | - | - | 1 | - | - | - | - | - | - | - | - | 1 | - | 1 | | |
| BSc/BSc (Science) | - | - | - | - | 1 | - | - | - | - | - | - | - | - | - | 1 | - | 1 | |
| TOTAL SOFTWARE | - | - | 28 | 1 | 27 | 4 | 29 | 5 | 4 | 1 | - | - | - | 88 | 11 | 99 | | |
| DIPLOMA | - | - | - | - | - | - | - | - | - | - | 1 | - | - | 1 | - | 1 | | |
| EXCHANGE | - | - | 1 | - | 23 | 6 | - | - | - | - | - | - | - | 24 | 6 | 30 | | |
| OPEN STUDIES | - | - | - | - | - | - | - | - | - | - | 8 | 1 | - | 8 | 1 | 9 | | |
| VISITING | - | - | - | - | 3 | - | - | - | - | - | - | - | - | 3 | - | 3 | | |
| TOTAL SCHULICH SCHOOL OF ENGINEERING | 519 | 190 | 452 | 120 | 553 | 152 | 443 | 121 | 101 | 26 | 9 | 1 | - | 2 077 | 610 | 2 687 | | |

SCIENCE**BIOLOGICAL SCIENCES**

Biochemistry

| | | | | | | | | | | | | | | | | |
|--------------------------|---|---|---|---|---|---|---|---|---|---|---|---|---|----|----|----|
| BSc | - | - | 4 | 5 | 5 | 6 | 5 | 7 | - | - | - | - | - | 14 | 18 | 32 |
| BSc Honors | - | - | 1 | - | 5 | - | 4 | 1 | - | - | - | - | - | 10 | 1 | 11 |
| BSc/BSc Honors (Science) | - | - | - | - | - | - | 1 | - | - | 1 | - | - | - | 1 | 1 | 2 |

Biological Sciences

| | | | | | | | | | | | | | | | | |
|------------------------------------|-----|-----|-----|-----|----|----|----|----|---|----|---|---|---|-----|-----|-----|
| BSc | 130 | 208 | 118 | 180 | 57 | 89 | 51 | 94 | - | - | - | - | - | 356 | 571 | 927 |
| BSc Honors | - | - | - | 1 | - | 3 | 1 | 1 | - | - | - | - | - | 1 | 5 | 6 |
| BA/BSc (Humanities) | - | - | - | - | 1 | 2 | - | - | - | 1 | - | - | - | 1 | 3 | 4 |
| BA/BSc Honors (Humanities) | - | - | - | - | - | - | - | 1 | - | - | - | - | - | - | 1 | 1 |
| BA/BSc (Social Sciences) | - | 1 | 1 | 1 | 1 | 1 | 1 | 4 | 1 | - | - | - | - | 4 | 7 | 11 |
| BA/BSc Honors (Social Sciences) | - | - | - | - | - | 1 | - | - | 1 | - | - | - | - | 1 | 1 | 2 |
| BComm/BSc | - | - | - | - | - | - | - | 1 | - | - | - | - | - | - | 1 | 1 |
| BSc (Environmental Science) | 2 | 7 | 4 | 7 | 5 | 4 | 3 | 13 | - | - | - | - | - | 14 | 31 | 45 |
| BSc Honors (Environmental Science) | - | - | - | - | - | - | - | 2 | - | - | - | - | - | - | 2 | 2 |
| BSc/BA (Communication & Culture) | - | - | - | - | - | - | - | - | - | 1 | - | - | - | - | 1 | 1 |
| BSc/BA (Fine Arts) | - | 1 | - | - | - | - | - | - | - | - | - | - | - | - | 1 | 1 |
| BSc/BSc (Engineering) | 1 | - | - | - | - | - | - | - | - | - | - | - | - | 1 | - | 1 |
| BSc/BSc (Science) | 2 | 5 | 1 | 2 | 1 | 5 | 1 | - | 1 | 1 | - | - | - | 6 | 13 | 19 |
| BSc/BSc (Social Sciences) | - | 3 | - | 4 | 1 | 3 | - | 4 | 5 | 11 | - | - | - | 6 | 25 | 31 |
| BSc/BSc Honors (Social Sciences) | - | - | - | - | - | - | - | - | - | 1 | - | - | - | - | 1 | 1 |

FULL-TIME UNDERGRADUATE STUDENTS BY FACULTY

(Including Combined and Collaborative Degree Students)

(FALL 2006)

| FACULTY/MAJOR/DEGREE | YEAR OF PROGRAM | | | | | | | | | | | | TOTAL | | GRAND TOTAL | | | |
|----------------------------------|-----------------|------------|------------|------------|------------|------------|------------|------------|-----------|-----------|----------|----------|------------|------------|----------------|--|--|--|
| | 1ST YEAR | | 2ND YEAR | | 3RD YEAR | | 4TH YEAR | | 5TH YEAR | | OTHER | | M | F | | | | |
| | M | F | M | F | M | F | M | F | M | F | M | F | | | | | | |
| Botany | | | | | | | | | | | | | | | | | | |
| BSc | - | - | - | - | 1 | 1 | 1 | 2 | - | - | - | - | 2 | 3 | 5 | | | |
| BSc Honors | - | - | - | 2 | - | - | - | - | - | - | - | - | - | 2 | 2 | | | |
| Cellular & Microbial Biology | | | | | | | | | | | | | | | | | | |
| BSc | - | - | 4 | 4 | 4 | 7 | 12 | 15 | - | - | - | - | 20 | 26 | 46 | | | |
| BSc Honors | - | - | - | 1 | 1 | - | 1 | 7 | - | - | - | - | 2 | 8 | 10 | | | |
| BA/BSc Honors (Humanities) | - | - | - | - | - | - | - | - | - | - | 1 | - | - | 1 | 1 | | | |
| BA/BSc (Social Sciences) | - | - | - | - | - | - | - | - | - | - | 1 | - | - | 1 | 1 | | | |
| BA/BSc Honors (Social Sciences) | - | - | - | - | - | - | 1 | - | - | - | - | - | 1 | - | 1 | | | |
| BSc/BSc (Science) | - | - | - | - | - | - | - | 1 | - | - | - | - | - | 1 | 1 | | | |
| BSc/BSc (Social Sciences) | - | - | - | - | - | - | 1 | - | - | - | - | - | 1 | - | 1 | | | |
| Ecology | | | | | | | | | | | | | | | | | | |
| BSc | - | - | - | 2 | 4 | 5 | 1 | 5 | - | - | - | - | 5 | 12 | 17 | | | |
| BSc Honors | - | - | - | 1 | - | - | 1 | 1 | - | - | - | - | 1 | 2 | 3 | | | |
| BSc/BSc Honors (Social Sciences) | - | - | - | - | - | - | - | - | - | 1 | - | - | - | 1 | 1 | | | |
| Zoology | | | | | | | | | | | | | | | | | | |
| BSc | - | - | 2 | 7 | 8 | 7 | 6 | 20 | - | - | - | - | 16 | 34 | 50 | | | |
| BSc Honors | - | - | - | - | 1 | 2 | 2 | 4 | - | - | - | - | 3 | 6 | 9 | | | |
| BA/BSc (Humanities) | - | - | - | - | - | - | - | 1 | - | - | - | - | - | 1 | 1 | | | |
| BSc/BFA | - | - | - | - | - | - | 1 | - | - | - | - | - | 1 | - | 1 | | | |
| BSc/BSc (Environmental Science) | - | - | - | - | - | - | - | - | - | - | 1 | - | - | 1 | 1 | | | |
| BSc/BSc (Social Sciences) | - | - | - | 1 | - | - | 1 | 1 | 1 | 1 | - | - | 2 | 3 | 5 | | | |
| TOTAL BIOLOGICAL SCIENCES | 135 | 225 | 135 | 218 | 95 | 136 | 95 | 185 | 9 | 21 | - | - | 469 | 785 | 1 254 | | | |
| CHEMISTRY | | | | | | | | | | | | | | | | | | |
| Applied Chemistry | | | | | | | | | | | | | | | | | | |
| BSc | - | - | 1 | - | - | - | - | - | 2 | 2 | - | - | 3 | 2 | 5 | | | |
| Chemistry | | | | | | | | | | | | | | | | | | |
| BSc | 50 | 61 | 32 | 45 | 22 | 28 | 20 | 27 | - | - | - | - | 124 | 161 | 285 | | | |
| BSc Honors | - | - | - | - | - | 1 | 2 | 1 | - | - | - | - | 2 | 2 | 4 | | | |
| BA/BSc (Humanities) | - | 1 | - | - | - | - | - | - | 1 | 1 | - | - | 1 | 2 | 3 | | | |
| BA/BSc (Social Sciences) | - | 1 | - | - | - | - | - | - | - | - | - | - | - | 1 | 1 | | | |
| BComm/BSc | - | - | - | - | - | - | - | - | - | 1 | - | - | - | 1 | 1 | | | |
| BSc (Environmental Science) | 2 | 2 | 5 | 3 | 4 | 1 | 2 | 4 | - | - | - | - | 13 | 10 | 23 | | | |
| BSc/BSc (Environmental Science) | 1 | - | - | - | - | - | - | - | - | - | - | - | 1 | - | 1 | | | |
| BSc/BSc (Engineering) | - | - | - | - | - | 1 | - | - | - | - | - | - | - | 1 | 1 | | | |
| BSc/BSc (Science) | 4 | 1 | - | 1 | - | - | - | - | - | 1 | - | - | 4 | 3 | 7 | | | |
| BSc/BSc Honors (Science) | - | - | - | - | 1 | - | - | - | - | - | - | - | 1 | - | 1 | | | |
| BSc/BSc (Social Sciences) | - | - | - | - | 1 | - | - | - | - | - | - | - | 1 | - | 1 | | | |
| TOTAL CHEMISTRY | 57 | 66 | 38 | 49 | 28 | 31 | 24 | 32 | 3 | 5 | - | - | 150 | 183 | 333 | | | |
| COMPUTER SCIENCE | | | | | | | | | | | | | | | | | | |
| BA | - | - | - | - | 2 | - | - | - | - | - | - | - | 2 | - | 2 | | | |
| BSc | 78 | 10 | 60 | 4 | 113 | 9 | 137 | 16 | 18 | 6 | - | - | 406 | 45 | 451 | | | |
| BSc Honors | - | - | - | - | 2 | 1 | 4 | 1 | 1 | - | - | - | 7 | 2 | 9 | | | |
| BA/BSc (Humanities) | 2 | - | 1 | - | 1 | 1 | 1 | - | - | - | - | - | 5 | 1 | 6 | | | |
| BA/BSc (Social Sciences) | - | - | - | - | - | - | 1 | - | 3 | - | - | - | 4 | - | 4 | | | |
| BA/BSc Honors (Social Sciences) | - | - | - | - | - | - | - | - | 2 | - | - | - | 2 | - | 2 | | | |
| BComm/BSc | 5 | 3 | 5 | - | 1 | 1 | 4 | 1 | 2 | 1 | - | - | 17 | 6 | 23 | | | |
| BSc/BHSc | - | - | - | - | - | - | - | 1 | - | - | - | - | - | 1 | 1 | | | |
| BSc/BSc (Engineering) | 1 | - | - | - | - | - | 1 | - | - | - | - | - | 2 | - | 2 | | | |
| BSc/BSc (Science) | - | - | 3 | - | 3 | - | 4 | 3 | 5 | 2 | - | - | 15 | 5 | 20 | | | |
| BSc/BSc Honors (Science) | - | - | 1 | - | - | - | - | - | 1 | - | - | - | 2 | - | 2 | | | |
| BSc/BSc (Social Sciences) | - | - | - | - | - | - | 1 | 1 | - | - | - | - | 1 | 1 | 2 | | | |
| TOTAL COMPUTER SCIENCE | 86 | 13 | 70 | 4 | 122 | 12 | 153 | 23 | 32 | 9 | - | - | 463 | 61 | 524 | | | |

FULL-TIME UNDERGRADUATE STUDENTS BY FACULTY

(Including Combined and Collaborative Degree Students)

(FALL 2006)

| FACULTY/MAJOR/DEGREE | YEAR OF PROGRAM | | | | | | | | | | TOTAL | | GRAND TOTAL | | | | |
|---------------------------------------|-----------------|------------|------------|------------|-----------|------------|-----------|-----------|----------|----------|----------|----------|-------------|------------|------------|--|--|
| | 1ST YEAR | | 2ND YEAR | | 3RD YEAR | | 4TH YEAR | | 5TH YEAR | | OTHER | | | | | | |
| | M | F | M | F | M | F | M | F | M | F | M | F | | | | | |
| GEOLOGY & GEOPHYSICS | | | | | | | | | | | | | | | | | |
| Applied & Environmental Geology | | | | | | | | | | | | | | | | | |
| BSc | 2 | 3 | - | 2 | 5 | 4 | 6 | 1 | - | - | - | - | 13 | 10 | 23 | | |
| BA/BSc (Social Sciences) | - | - | - | - | - | - | 1 | - | - | - | - | - | - | 1 | 1 | | |
| BSc (Environmental Science) | - | - | - | - | 1 | 1 | - | - | - | - | - | - | 1 | 1 | 2 | | |
| Earth Science | | | | | | | | | | | | | | | | | |
| BSc | - | 1 | 1 | 3 | 5 | 5 | 4 | 3 | - | - | - | - | 10 | 12 | 22 | | |
| BA/BSc (Social Sciences) | - | - | - | - | - | - | - | - | 1 | - | - | - | 1 | - | 1 | | |
| BSc/BSc (Environmental Science) | - | - | 1 | - | - | - | - | - | - | - | - | - | 1 | - | 1 | | |
| BSc/BSc (Science) | - | - | - | - | - | - | - | 1 | - | - | - | - | - | 1 | 1 | | |
| BSc/BSc (Social Sciences) | - | - | 1 | - | - | - | - | 1 | - | - | - | - | 1 | 1 | 2 | | |
| Geology | | | | | | | | | | | | | | | | | |
| BSc | 21 | 13 | 27 | 21 | 34 | 28 | 24 | 25 | - | - | - | - | 106 | 87 | 193 | | |
| BSc Honors | 1 | - | - | - | - | - | 2 | - | - | - | - | - | 3 | - | 3 | | |
| BA/BSc (Humanities) | - | - | - | 1 | - | - | - | - | - | - | - | - | - | 1 | 1 | | |
| BA/BSc (Social Sciences) | - | - | - | - | - | - | - | - | 1 | - | - | - | - | 1 | 1 | | |
| BSc (Environmental Science) | 3 | - | - | 3 | - | 1 | 2 | 1 | - | - | - | - | 5 | 5 | 10 | | |
| BSc/BSc (Earth Science) | - | - | - | - | - | - | - | - | - | 1 | - | - | - | 1 | 1 | | |
| BSc/BSc (Science) | 1 | - | 2 | - | 1 | - | - | 1 | - | - | - | - | 4 | 1 | 5 | | |
| BSc/BSc Honors (Science) | - | - | 1 | - | - | - | - | - | - | - | - | - | 1 | - | 1 | | |
| BSc/BSc (Social Sciences) | - | - | 1 | - | - | 1 | - | - | - | - | - | - | 1 | 1 | 2 | | |
| Geophysics | | | | | | | | | | | | | | | | | |
| BSc | 17 | 4 | 22 | 9 | 10 | 12 | 21 | 11 | - | - | - | - | 70 | 36 | 106 | | |
| BSc Honors | - | - | - | - | - | - | 1 | 2 | - | - | - | - | 1 | 2 | 3 | | |
| BSc/BSc (Science) | 1 | - | 1 | - | - | - | 2 | - | 1 | - | - | - | 5 | - | 5 | | |
| TOTAL GEOLOGY & GEOPHYSICS | 46 | 21 | 57 | 39 | 56 | 52 | 62 | 47 | 2 | 2 | - | - | 223 | 161 | 384 | | |
| MATHEMATICS & STATISTICS | | | | | | | | | | | | | | | | | |
| Actuarial Science | | | | | | | | | | | | | | | | | |
| BSc | 9 | 7 | 18 | 19 | 31 | 25 | 21 | 10 | - | - | - | - | 79 | 61 | 140 | | |
| BSc Honors | - | - | - | - | 3 | - | 1 | 1 | - | - | - | - | 4 | 1 | 5 | | |
| BA/BSc Honors (Social Sciences) | - | - | - | - | 1 | - | - | - | - | - | - | - | 1 | - | 1 | | |
| BComm/BSc | 1 | 5 | 1 | 6 | 5 | 6 | 5 | 1 | 4 | 3 | - | - | 16 | 21 | 37 | | |
| BComm/BSc Honors | - | - | - | - | - | - | 1 | - | - | - | - | - | 1 | - | 1 | | |
| Applied Mathematics | | | | | | | | | | | | | | | | | |
| BSc | 3 | 6 | 5 | 3 | 4 | 4 | 6 | 7 | - | - | - | - | 18 | 20 | 38 | | |
| BA/BSc (Social Sciences) | - | - | - | - | - | - | - | 1 | - | - | - | - | - | 1 | 1 | | |
| BA/BSc Honors (Social Sciences) | - | - | - | - | 1 | - | - | - | - | - | - | - | 1 | - | 1 | | |
| BComm/BSc | - | - | - | - | - | - | - | - | - | 1 | - | - | - | 1 | 1 | | |
| BSc/BSc (Science) | 1 | - | - | - | - | - | - | - | - | - | - | - | 1 | - | 1 | | |
| General Mathematics | | | | | | | | | | | | | | | | | |
| BSc | 3 | 8 | 8 | 11 | 11 | 9 | 7 | 10 | - | - | - | - | 29 | 38 | 67 | | |
| BA/BSc (Social Sciences) | - | - | - | - | - | - | - | 1 | - | - | - | - | - | 1 | 1 | | |
| BMus/BSc | - | - | - | - | - | 1 | - | - | - | - | - | - | - | 1 | 1 | | |
| BSc/BSc (Science) | - | - | - | - | - | - | - | - | - | 1 | - | - | - | 1 | 1 | | |
| General Mathematics Education | | | | | | | | | | | | | | | | | |
| BSc/BEd | - | - | - | 1 | 1 | 5 | 1 | 2 | 2 | 3 | - | - | 4 | 11 | 15 | | |
| Pure Mathematics | | | | | | | | | | | | | | | | | |
| BSc | 11 | 5 | 9 | 5 | 7 | 9 | 5 | 5 | - | - | - | - | 32 | 24 | 56 | | |
| BSc Honors | - | - | 2 | 1 | 3 | - | 3 | 1 | - | - | - | - | 8 | 2 | 10 | | |
| BA/BSc (Humanities) | - | - | - | 1 | 2 | - | - | - | - | - | - | - | 2 | 1 | 3 | | |
| BA/BSc (Social Sciences) | - | - | - | - | 1 | - | - | - | - | - | - | - | 1 | - | 1 | | |
| BA/BSc Honors (Social Sciences) | - | - | - | - | - | - | - | - | - | 1 | - | - | 1 | - | 1 | | |
| BSc/BSc (Science) | - | 1 | 2 | - | 1 | - | - | 1 | - | - | - | - | 3 | 2 | 5 | | |
| Statistics | | | | | | | | | | | | | | | | | |
| BSc | - | - | 3 | 2 | 3 | 2 | 3 | 5 | - | - | - | - | 9 | 9 | 18 | | |
| BSc Honors | - | - | - | - | - | - | - | 1 | - | - | - | - | - | 1 | 1 | | |
| BSc (Environmental Science) | - | 1 | - | - | - | - | - | - | - | - | - | - | - | 1 | 1 | | |
| TOTAL MATHEMATICS | 28 | 33 | 48 | 49 | 74 | 61 | 53 | 46 | 7 | 8 | - | - | 210 | 197 | 407 | | |
| NATURAL SCIENCES | | | | | | | | | | | | | | | | | |
| BSc | 136 | 161 | 110 | 126 | 72 | 103 | 35 | 50 | - | - | - | - | 353 | 440 | 793 | | |
| BSc Honors | - | - | - | 1 | 1 | - | - | - | - | - | - | - | 1 | 1 | 2 | | |
| BA/BSc (Humanities) | 1 | 1 | 1 | - | - | 1 | - | 1 | - | - | - | - | 2 | 3 | 5 | | |
| BA/BSc (Social Sciences) | - | - | 1 | 1 | - | 1 | - | - | 1 | - | - | - | 2 | 2 | 4 | | |
| BComm/BSc | - | - | - | - | - | - | - | - | 1 | - | - | - | 1 | - | 1 | | |
| BSc/BEd | - | - | 2 | 1 | - | 1 | 1 | 2 | - | 2 | - | - | 3 | 6 | 9 | | |
| BSc/BSc (Engineering) | - | - | - | - | 1 | - | - | - | - | - | - | - | 1 | - | 1 | | |
| BSc/BSc (Science) | - | - | 1 | 1 | - | 1 | - | - | - | - | - | - | 1 | 2 | 3 | | |
| BSc/BSc (Social Sciences) | - | - | - | - | - | - | 1 | 1 | 1 | - | - | - | 2 | 1 | 3 | | |
| TOTAL NATURAL SCIENCES | 137 | 162 | 115 | 130 | 74 | 107 | 37 | 54 | 3 | 2 | - | - | 366 | 455 | 821 | | |

FULL-TIME UNDERGRADUATE STUDENTS BY FACULTY

(Including Combined and Collaborative Degree Students)

(FALL 2006)

| FACULTY/MAJOR/DEGREE | YEAR OF PROGRAM | | | | | | | | | | TOTAL | GRAND | TOTAL | | | | |
|--------------------------------------|-----------------|------------|------------|------------|------------|------------|------------|------------|-----------|-----------|-----------|-----------|----------|--------------|--------------|--------------|---|
| | 1ST YEAR | | 2ND YEAR | | 3RD YEAR | | 4TH YEAR | | 5TH YEAR | | | | | OTHER | | | |
| | M | F | M | F | M | F | M | F | M | F | | | | M | F | | |
| PHYSICS & ASTRONOMY | | | | | | | | | | | | | | | | | |
| Applied Physics | | | | | | | | | | | | | | | | | |
| BSc | 1 | - | 1 | - | 1 | - | 3 | - | - | - | - | - | - | - | 6 | - | 6 |
| Astrophysics | | | | | | | | | | | | | | | | | |
| BSc | 12 | 6 | 8 | 1 | 7 | 1 | 3 | 3 | - | - | - | - | - | 30 | 11 | 41 | |
| BSc Honors | - | - | 2 | - | 1 | 1 | - | 1 | - | - | - | - | - | 3 | 2 | 5 | |
| BSc/BSc (Science) | 1 | - | - | - | 1 | - | 1 | - | - | - | - | - | - | 3 | - | 3 | |
| Physics | | | | | | | | | | | | | | | | | |
| BSc | 24 | 6 | 23 | 1 | 17 | 6 | 6 | 4 | - | - | - | - | - | 70 | 17 | 87 | |
| BSc Honors | - | - | 1 | - | - | 1 | 1 | 1 | - | - | - | - | - | 2 | 2 | 4 | |
| BA/BSc (Humanities) | - | - | 1 | - | - | - | - | - | - | - | - | - | - | 1 | - | 1 | |
| BA/BSc (Social Sciences) | - | 1 | - | - | - | - | - | - | - | - | - | - | - | - | 1 | 1 | |
| BA/BSc Honors (Social Sciences) | - | - | - | - | - | - | - | - | 1 | - | - | - | - | 1 | - | 1 | |
| BSc (Environmental Science) | 3 | - | - | - | 1 | - | - | - | - | - | - | - | - | 4 | - | 4 | |
| BSc/BSc (Engineering) | - | - | - | - | 1 | - | - | - | - | - | - | - | - | 1 | - | 1 | |
| BSc/BSc (Science) | 1 | - | 1 | - | - | - | 1 | - | 1 | - | - | - | - | 4 | - | 4 | |
| BSc/BSc Honors (Science) | - | - | - | - | - | - | 1 | - | - | - | - | - | - | 1 | - | 1 | |
| TOTAL PHYSICS & ASTRONOMY | 42 | 13 | 37 | 2 | 29 | 9 | 16 | 9 | 2 | - | - | - | - | 126 | 33 | 159 | |
| OPEN STUDIES | - | - | - | - | - | - | - | - | - | - | 18 | 11 | - | 18 | 11 | 29 | |
| TOTAL SCIENCE | 531 | 533 | 500 | 491 | 478 | 408 | 440 | 396 | 58 | 47 | 18 | 11 | - | 2 025 | 1 886 | 3 911 | |
| SOCIAL SCIENCES | | | | | | | | | | | | | | | | | |
| ANTHROPOLOGY | | | | | | | | | | | | | | | | | |
| Primatology | | | | | | | | | | | | | | | | | |
| BSc | 1 | 2 | 2 | 10 | 7 | 10 | 4 | 13 | - | - | - | - | - | 14 | 35 | 49 | |
| BSc/BA (Humanities) | - | - | - | - | - | - | - | 1 | - | - | - | - | - | - | 1 | 1 | |
| BSc/BA (Social Sciences) | - | - | - | 1 | - | - | 1 | - | - | - | - | - | - | 1 | 1 | 2 | |
| BSc/BA Honors (Social Sciences) | - | - | - | - | - | - | - | 1 | - | - | - | - | - | - | 1 | 1 | |
| BSc/BSc (Science) | - | - | - | - | - | 1 | - | 1 | 1 | 2 | - | - | - | 1 | 4 | 5 | |
| BSc/BSc Honors (Science) | - | - | - | - | - | - | - | - | - | - | 1 | - | - | - | 1 | 1 | |
| BSc/BSc (Social Sciences) | - | - | - | - | - | 1 | - | - | - | - | - | - | - | - | 1 | 1 | |
| Social & Cultural Anthropology | | | | | | | | | | | | | | | | | |
| BA | 1 | 8 | 5 | 12 | 6 | 16 | 7 | 30 | - | - | - | - | - | 19 | 66 | 85 | |
| BA Honors | - | - | - | - | - | 1 | 2 | 1 | - | - | - | - | - | 2 | 2 | 4 | |
| BA/BA (Communication & Culture) | 1 | - | - | - | - | - | - | 1 | - | 2 | - | - | - | 1 | 3 | 4 | |
| BA/BA (Humanities) | - | - | - | - | - | 1 | - | - | - | 1 | - | - | - | - | 2 | 2 | |
| BA/BA (Social Sciences) | - | - | - | - | - | - | - | 1 | - | - | - | - | - | - | 1 | 1 | |
| BA/BHSc | - | - | - | - | - | - | - | - | - | 1 | - | - | - | - | 1 | 1 | |
| BA/BSc (Science) | - | - | - | - | - | - | - | 1 | 1 | 1 | - | - | - | 1 | 2 | 3 | |
| BComm/BA | - | 1 | - | - | - | - | - | - | - | - | - | - | - | - | 1 | 1 | |
| TOTAL ANTHROPOLOGY | 3 | 11 | 7 | 23 | 13 | 30 | 14 | 50 | 2 | 8 | - | - | - | 39 | 122 | 161 | |
| ARCHAEOLOGY | | | | | | | | | | | | | | | | | |
| BA | 4 | 6 | 2 | 3 | 5 | 11 | 4 | 17 | - | - | - | - | - | 15 | 37 | 52 | |
| BA Honors | - | - | 1 | - | 2 | 3 | - | 2 | - | - | - | - | - | 3 | 5 | 8 | |
| BA/BA (Fine Arts) | - | - | - | - | - | 2 | - | - | - | - | - | - | - | - | 2 | 2 | |
| BA/BA (Humanities) | - | - | - | 1 | - | - | - | 1 | - | 1 | - | - | - | - | 3 | 3 | |
| BA/BA Honors (Humanities) | - | - | - | - | - | - | - | - | - | 1 | - | - | - | - | 1 | 1 | |
| BA/BA (Communication & Culture) | - | 1 | - | - | - | - | - | - | - | - | - | - | - | - | 1 | 1 | |
| BA/BA (Latin American Studies) | - | 1 | - | - | - | - | - | - | - | 2 | - | - | - | - | 3 | 3 | |
| BA/BA (Social Sciences) | - | - | - | - | 1 | - | - | - | - | - | - | - | - | 1 | - | 1 | |
| BA/BA Honors (Social Sciences) | - | - | - | - | - | - | - | - | - | 1 | - | - | - | - | 1 | 1 | |
| BComm/BA | 1 | - | - | - | - | - | - | - | - | - | - | - | - | 1 | - | 1 | |
| BSc | 1 | 8 | 2 | 7 | 7 | 12 | - | 13 | 1 | - | - | - | - | 11 | 40 | 51 | |
| BSc Honors | - | - | - | 1 | - | 2 | 1 | 3 | - | - | - | - | - | 1 | 6 | 7 | |
| BSc/BA (Social Sciences) | 1 | 2 | - | 1 | - | - | - | - | - | - | - | - | - | 1 | 3 | 4 | |
| BSc/BSc (Earth Science) | - | - | 1 | - | - | - | - | 1 | - | - | - | - | - | 1 | 1 | 2 | |
| BSc/BSc (Science) | - | - | 1 | 2 | - | - | 2 | - | 1 | - | - | - | - | 4 | 2 | 6 | |
| BSc/BSc (Social Sciences) | - | - | - | - | - | - | - | - | 1 | - | - | - | - | 1 | - | 1 | |
| TOTAL ARCHAEOLOGY | 7 | 18 | 7 | 15 | 15 | 30 | 7 | 37 | 3 | 5 | - | - | - | 39 | 105 | 144 | |
| ECONOMICS | | | | | | | | | | | | | | | | | |
| Economics | | | | | | | | | | | | | | | | | |
| BA | 31 | 21 | 49 | 29 | 74 | 30 | 75 | 45 | 4 | - | - | - | - | 233 | 125 | 358 | |
| BA Honors | - | - | 2 | - | 5 | 3 | 5 | 2 | - | - | - | - | - | 12 | 5 | 17 | |
| BA/BA (Latin American Studies) | - | - | - | - | 1 | - | - | 1 | - | - | - | - | - | 1 | 1 | 2 | |
| BA/BA (Social Sciences) | 1 | - | 1 | - | 1 | - | 3 | 1 | 1 | - | - | - | - | 7 | 1 | 8 | |
| BA/BSc (Science) | - | - | - | - | - | - | 1 | 1 | 2 | 1 | - | - | - | 3 | 2 | 5 | |
| BA/BSc Honors (Science) | - | - | - | - | 2 | - | 1 | - | 3 | - | - | - | - | 6 | - | 6 | |
| BComm/BA | 3 | 1 | 1 | 5 | 10 | 5 | 6 | 5 | 8 | 2 | - | - | - | 28 | 18 | 46 | |
| BComm/BA Honors | - | - | - | - | 1 | - | - | - | 1 | - | - | - | - | 2 | - | 2 | |
| BSc/BA (Engineering) | 1 | 2 | 3 | - | 9 | 2 | 6 | 2 | 1 | - | - | - | - | 20 | 6 | 26 | |
| BSc/BA Honors (Engineering) | - | - | - | - | - | - | - | - | 1 | - | - | - | - | 1 | - | 1 | |
| Economics & Society | | | | | | | | | | | | | | | | | |
| BA | 4 | 9 | 1 | 4 | 4 | 5 | 9 | 3 | - | - | - | - | - | 18 | 21 | 39 | |
| BComm/BA | 3 | 1 | - | - | - | 1 | - | - | 1 | - | - | - | - | 4 | 2 | 6 | |
| BSc/BA (Engineering) | - | - | 1 | - | - | - | - | - | - | - | - | - | - | 1 | - | 1 | |
| TOTAL ECONOMICS | 43 | 34 | 58 | 38 | 107 | 46 | 106 | 60 | 22 | 3 | - | - | - | 336 | 181 | 517 | |

FULL-TIME UNDERGRADUATE STUDENTS BY FACULTY

(Including Combined and Collaborative Degree Students)

(FALL 2006)

| FACULTY/MAJOR/DEGREE | YEAR OF PROGRAM | | | | | | | | | | TOTAL | | GRAND TOTAL | | |
|---|-----------------|-----------|-----------|-----------|-----------|-----------|------------|-----------|-----------|----------|----------|----------|-------------|------------|------------|
| | 1ST YEAR | | 2ND YEAR | | 3RD YEAR | | 4TH YEAR | | 5TH YEAR | | OTHER | M | | F | |
| | M | F | M | F | M | F | M | F | M | F | | | | | |
| GEOGRAPHY | | | | | | | | | | | | | | | |
| BA | 4 | 2 | 4 | 6 | 10 | 12 | 9 | 9 | - | - | - | - | 27 | 29 | 56 |
| BA Honors | - | - | - | - | 1 | - | 1 | - | - | - | - | - | 2 | - | 2 |
| BA/BA (Humanities) | - | - | - | - | - | - | - | 1 | - | - | - | - | - | 1 | 1 |
| BA/BA (Social Sciences) | - | - | - | 1 | 1 | - | - | - | - | - | - | - | 1 | 1 | 2 |
| BA/BSc (Communication & Culture) | - | - | - | 1 | - | - | - | 1 | - | - | - | - | - | 2 | 2 |
| BComm/BA | - | - | - | - | 1 | - | - | - | - | - | - | - | 1 | - | 1 |
| BSc | 1 | 1 | 7 | 7 | 12 | 18 | 16 | 17 | 1 | 1 | - | - | 37 | 44 | 81 |
| BSc Honors | - | - | - | - | - | - | - | 1 | - | - | - | - | 1 | - | 1 |
| BSc (Earth Science) | - | 1 | 1 | 3 | 5 | 5 | 4 | 3 | - | - | - | - | 10 | 12 | 22 |
| BSc (Environmental Science) | 2 | 2 | 3 | 7 | 1 | 9 | 8 | 9 | - | - | - | - | 14 | 27 | 41 |
| BSc/BA (Social Sciences) | 1 | - | - | - | 2 | - | - | - | - | 1 | - | - | 3 | 1 | 4 |
| BSc/BA Honors (Social Sciences) | - | - | - | - | 1 | - | - | - | - | - | - | - | 1 | - | 1 |
| BSc/BSc (Environmental Science) | 1 | - | - | - | - | - | - | - | - | - | - | - | 1 | - | 1 |
| BSc/BSc (Science) | - | - | - | 1 | - | 1 | - | - | 1 | 2 | - | - | 1 | 4 | 5 |
| TOTAL GEOGRAPHY | 9 | 6 | 15 | 26 | 34 | 45 | 39 | 40 | 2 | 4 | - | - | 99 | 121 | 220 |
| HISTORY | | | | | | | | | | | | | | | |
| Ancient & Medieval History | | | | | | | | | | | | | | | |
| BA | 1 | - | 1 | - | 1 | 4 | 2 | 1 | - | - | - | - | 5 | 5 | 10 |
| BA Honors | - | - | - | - | - | 1 | 2 | - | - | - | - | - | 2 | 1 | 3 |
| History | | | | | | | | | | | | | | | |
| BA | 24 | 25 | 31 | 20 | 34 | 21 | 56 | 31 | - | - | - | - | 145 | 97 | 242 |
| BA Honors | - | - | 1 | 1 | 1 | 2 | 4 | 3 | - | - | - | - | 6 | 6 | 12 |
| BA/BA (Communication & Culture) | - | - | - | - | - | 2 | - | - | - | - | - | - | - | 2 | 2 |
| BA/BA (Humanities) | - | - | - | - | 1 | 2 | 1 | - | 1 | 1 | - | - | 3 | 3 | 6 |
| BA/BA Honors (Humanities) | - | - | - | - | - | - | - | 1 | 1 | - | - | - | 1 | 1 | 2 |
| BA/BA (Social Sciences) | - | 1 | - | - | 4 | 1 | 1 | - | 2 | - | - | - | 7 | 2 | 9 |
| BA/BSc (Science) | - | 1 | 1 | - | - | - | - | - | - | - | - | - | 1 | 1 | 2 |
| BComm/BA | 1 | 1 | 1 | - | - | - | 2 | 2 | 1 | - | - | - | 5 | 3 | 8 |
| BComm/BA Honors | - | - | 1 | - | - | - | - | - | - | - | - | - | 1 | - | 1 |
| BSc/BA (Engineering) | - | - | - | - | 2 | - | - | - | - | - | - | - | 2 | - | 2 |
| History and the Philosophy of Science | | | | | | | | | | | | | | | |
| BA | - | - | - | 1 | - | - | - | - | - | - | - | - | - | 1 | 1 |
| TOTAL HISTORY | 26 | 28 | 36 | 22 | 43 | 33 | 68 | 38 | 5 | 1 | - | - | 178 | 122 | 300 |
| INTERNATIONAL INDIGENOUS STUDIES | | | | | | | | | | | | | | | |
| BA | - | - | - | 1 | - | 1 | - | 1 | - | - | - | - | - | 3 | 3 |
| TOTAL INDIGENOUS STUDIES | - | - | - | 1 | - | 1 | - | 1 | - | - | - | - | - | 3 | 3 |
| INTERNATIONAL RELATIONS | | | | | | | | | | | | | | | |
| BA | 9 | 23 | 8 | 17 | 22 | 47 | 32 | 52 | - | - | - | - | 71 | 139 | 210 |
| BA/BA (Communication & Culture) | - | - | 1 | 1 | - | - | - | 1 | - | 1 | - | - | 1 | 3 | 4 |
| BA/BA (East Asia) | - | - | - | 1 | - | - | - | - | - | - | - | - | - | 1 | 1 |
| BA/BA (Humanities) | - | - | - | - | 1 | 2 | 2 | 1 | - | 1 | - | - | 3 | 4 | 7 |
| BA/BA (Social Sciences) | 1 | - | 1 | 3 | 1 | 3 | 1 | 4 | 1 | 2 | - | - | 5 | 12 | 17 |
| BA/BA Honors (Social Sciences) | - | - | - | - | 2 | - | - | - | - | - | - | - | 2 | - | 2 |
| BA/BFA | - | - | - | - | - | - | - | - | - | 1 | - | - | - | 1 | 1 |
| BA/BHSc | - | - | - | - | - | - | 1 | - | - | - | - | - | 1 | - | 1 |
| BA/BSc (Environmental Science) | - | 1 | - | 1 | - | - | - | - | - | - | - | - | - | 2 | 2 |
| BA/BSc (Science) | - | - | 1 | - | 1 | - | - | 1 | - | - | - | - | 2 | 1 | 3 |
| BComm/BA | 3 | 3 | 1 | 4 | 1 | 3 | 6 | 2 | - | 2 | - | - | 11 | 14 | 25 |
| BSc/BA (Engineering) | - | 2 | - | - | - | 1 | - | 1 | 2 | - | - | - | 2 | 4 | 6 |
| TOTAL INTERNATIONAL RELATIONS | 13 | 29 | 12 | 27 | 28 | 56 | 42 | 62 | 3 | 7 | - | - | 98 | 181 | 279 |
| LINGUISTICS | | | | | | | | | | | | | | | |
| Linguistics | | | | | | | | | | | | | | | |
| BA | 2 | 11 | 1 | 13 | 2 | 10 | 3 | 19 | - | - | - | - | 8 | 53 | 61 |
| BA Honors | - | - | - | - | - | - | - | 3 | - | - | - | - | - | 3 | 3 |
| BA/BA (Communication & Culture) | - | 1 | - | - | - | - | - | - | - | - | - | - | - | 1 | 1 |
| BA/BA (Fine Arts) | - | - | - | - | - | 1 | - | - | - | - | - | - | - | 1 | 1 |
| BA/BA (Humanities) | 1 | 1 | - | 1 | - | 1 | 1 | 1 | - | 1 | - | - | 2 | 5 | 7 |
| BA/BA (Social Sciences) | - | - | - | 1 | - | 1 | - | 1 | - | - | - | - | - | 3 | 3 |
| BA/BA Honors (Social Sciences) | - | - | - | - | - | 1 | - | - | - | - | - | - | - | 1 | 1 |
| BA/BSc (Science) | - | - | - | 1 | - | 1 | - | - | - | - | - | - | 1 | 2 | 3 |
| BComm/BA | - | - | - | - | - | 1 | - | 1 | - | - | - | - | - | 2 | 2 |
| BSc/BA (Engineering) | - | - | - | - | 1 | - | - | - | - | - | - | - | 1 | - | 1 |
| Linguistics and Language | | | | | | | | | | | | | | | |
| BSc/BA (Engineering) | - | - | - | - | 1 | - | - | - | - | - | - | - | 1 | - | 1 |
| TOTAL LINGUISTICS | 3 | 13 | 1 | 16 | 4 | 16 | 5 | 25 | - | 1 | - | - | 13 | 71 | 84 |
| POLITICAL SCIENCE | | | | | | | | | | | | | | | |
| BA | 29 | 32 | 53 | 35 | 73 | 58 | 87 | 53 | 1 | 2 | - | - | 243 | 180 | 423 |
| BA Honors | - | - | 2 | - | 8 | 4 | 7 | 8 | 1 | - | - | - | 18 | 12 | 30 |
| BA/BA (Communication & Culture) | - | 1 | 2 | 1 | - | 1 | - | 1 | - | - | - | - | 2 | 4 | 6 |
| BA/BA (Humanities) | 2 | 1 | - | 1 | 1 | 2 | - | 2 | 1 | 3 | - | - | 4 | 9 | 13 |
| BA/BA Honors (Humanities) | - | - | 1 | - | - | - | - | - | - | - | - | - | 1 | - | 1 |
| BA/BA (Social Sciences) | - | 1 | 4 | 1 | 3 | 1 | 7 | - | 3 | 1 | - | - | 17 | 4 | 21 |
| BA/BA Honors (Social Sciences) | - | - | - | - | 1 | 1 | 1 | - | 1 | - | - | - | 3 | 1 | 4 |
| BA/BFA | - | - | - | 1 | - | - | - | - | - | - | - | - | - | 1 | 1 |
| BA/BHSc | - | - | - | - | - | - | - | 1 | - | - | - | - | - | 1 | 1 |
| BA/BMus | - | - | - | - | - | - | - | 1 | - | - | - | - | - | 1 | 1 |
| BA/BSc (Environmental Science) | - | - | - | - | - | - | 1 | - | - | 1 | - | - | 1 | 1 | 2 |
| BA/BSc (Science) | - | 1 | - | - | - | - | - | 2 | 1 | - | - | - | 1 | 3 | 4 |
| BComm/BA | 3 | 2 | 2 | 1 | 3 | 4 | 4 | 1 | 4 | 1 | - | - | 16 | 9 | 25 |
| BSc/BA (Engineering) | 1 | - | - | - | 1 | - | - | - | 1 | - | - | - | 3 | - | 3 |
| TOTAL POLITICAL SCIENCE | 35 | 38 | 64 | 40 | 90 | 71 | 107 | 69 | 13 | 8 | - | - | 309 | 226 | 535 |

FULL-TIME UNDERGRADUATE STUDENTS BY FACULTY

(Including Combined and Collaborative Degree Students)

(FALL 2006)

| FACULTY/MAJOR/DEGREE | YEAR OF PROGRAM | | | | | | | | | | | | TOTAL | M | F | GRAND TOTAL | |
|---------------------------------|-----------------|------------|------------|------------|------------|------------|------------|------------|-----------|-----------|-----------|-----------|--------------|--------------|--------------|-------------|--|
| | 1ST YEAR | | 2ND YEAR | | 3RD YEAR | | 4TH YEAR | | 5TH YEAR | | OTHER | | | | | | |
| | M | F | M | F | M | F | M | F | M | F | M | F | | | | | |
| PSYCHOLOGY | | | | | | | | | | | | | | | | | |
| BA | 9 | 36 | 15 | 39 | 20 | 98 | 18 | 101 | - | - | - | - | 62 | 274 | 336 | | |
| BA Honors | - | - | - | - | - | - | 4 | 14 | - | - | - | - | 4 | 14 | 18 | | |
| BA/BA (Communication & Culture) | 1 | 1 | - | - | - | 1 | - | 1 | - | - | - | - | 1 | 3 | 4 | | |
| BA/BA (Fine Arts) | - | - | - | 2 | - | 1 | - | - | - | - | - | - | - | 3 | 3 | | |
| BA/BA (Humanities) | - | 1 | - | - | - | 1 | 2 | 2 | - | - | - | - | 2 | 4 | 6 | | |
| BA/BA Honors (Humanities) | - | - | - | - | - | 1 | - | - | - | - | - | - | - | 1 | 1 | | |
| BA/BA (Social Sciences) | - | - | 1 | 1 | - | 3 | 1 | 1 | 2 | - | - | - | 4 | 5 | 9 | | |
| BA/BA Honors (Social Sciences) | - | - | - | - | - | - | 1 | 1 | - | - | - | - | 1 | 1 | 2 | | |
| BA/BCR | - | 1 | - | - | - | 3 | - | 1 | - | 2 | - | - | - | 7 | 7 | | |
| BA/BFA | - | - | - | - | - | 1 | - | - | - | - | - | - | - | 1 | 1 | | |
| BA/BSc (Science) | - | 1 | - | - | - | - | - | 1 | - | - | - | - | - | 2 | 2 | | |
| BA/BSc Honors (Science) | - | - | - | - | - | - | - | - | 1 | - | - | - | 1 | - | 1 | | |
| BComm/BA | 1 | 2 | - | 2 | 1 | 5 | 2 | 7 | 1 | 4 | - | - | 5 | 20 | 25 | | |
| BComm/BSc | - | - | - | - | 2 | 2 | 3 | - | - | 1 | - | - | 5 | 3 | 8 | | |
| BSc | 5 | 28 | 5 | 14 | 2 | 15 | 5 | 18 | - | - | - | - | 17 | 75 | 92 | | |
| BSc Honors | - | - | - | - | - | - | 1 | 6 | - | - | - | - | 1 | 6 | 7 | | |
| BSc/BA (Engineering) | - | - | - | - | 1 | - | - | 1 | - | - | - | - | 1 | 1 | 2 | | |
| BSc/BA (Humanities) | - | - | - | 1 | - | - | - | - | - | - | - | - | - | 1 | 1 | | |
| BSc/BA (Social Sciences) | - | - | - | 1 | 1 | - | - | 1 | - | - | - | - | 1 | 2 | 3 | | |
| BSc/BFA | - | - | - | - | - | - | - | 1 | - | - | - | - | - | 1 | 1 | | |
| BSc/BSc (Engineering) | 1 | - | - | - | - | - | - | - | - | 1 | - | - | 1 | 1 | 2 | | |
| BSc/BSc (Science) | - | 3 | - | 2 | 2 | 2 | 2 | 6 | 4 | 8 | - | - | 8 | 21 | 29 | | |
| BSc/BSc Honors (Science) | - | - | - | - | - | - | - | - | - | 1 | - | - | - | 1 | 1 | | |
| BSc/BSc (Social Sciences) | - | - | - | 1 | - | - | - | - | - | - | - | - | - | 1 | 1 | | |
| TOTAL PSYCHOLOGY | 17 | 73 | 21 | 63 | 29 | 133 | 39 | 162 | 8 | 17 | - | - | 114 | 448 | 562 | | |
| SOCIOLOGY | | | | | | | | | | | | | | | | | |
| BA | 7 | 26 | 24 | 66 | 36 | 104 | 39 | 96 | 1 | - | - | - | 107 | 292 | 399 | | |
| BA Honors | - | - | - | - | - | 5 | 2 | 4 | - | - | - | - | 2 | 9 | 11 | | |
| BA/BA (Communication & Culture) | - | - | 1 | - | - | - | - | 1 | - | - | - | - | 1 | 1 | 2 | | |
| BA/BA (Fine Arts) | - | - | - | 1 | - | - | - | - | - | - | - | - | - | 1 | 1 | | |
| BA/BA (Humanities) | - | - | - | 1 | - | 2 | 1 | - | 1 | 1 | - | - | 2 | 4 | 6 | | |
| BA/BA (Social Sciences) | - | - | - | 1 | - | - | 1 | 1 | - | - | - | - | 1 | 2 | 3 | | |
| BA/BSc (Science) | - | - | - | - | 1 | - | - | 1 | 1 | - | - | - | 2 | 1 | 3 | | |
| BA/BSc Honors (Science) | - | - | - | - | - | 1 | - | - | 1 | - | - | - | 1 | 1 | 2 | | |
| BComm/BA | - | 1 | - | 1 | 1 | 3 | - | 3 | - | - | - | - | 1 | 8 | 9 | | |
| TOTAL SOCIOLOGY | 7 | 27 | 25 | 70 | 38 | 115 | 43 | 106 | 4 | 1 | - | - | 117 | 319 | 436 | | |
| URBAN STUDIES | | | | | | | | | | | | | | | | | |
| BA | 11 | 7 | 12 | 12 | 16 | 13 | 21 | 14 | - | - | - | - | 60 | 46 | 106 | | |
| BA/BA (Humanities) | - | - | - | 1 | - | - | - | - | - | - | - | - | - | 1 | 1 | | |
| BA/BMus | - | - | - | - | 1 | - | - | - | - | - | - | - | 1 | - | 1 | | |
| BA/BSc (Earth Science) | - | - | - | - | - | - | - | - | 1 | - | - | - | 1 | - | 1 | | |
| BA/BSc (Environmental Science) | - | 1 | - | - | - | - | - | - | - | - | - | - | - | 1 | 1 | | |
| BA/BSc (Science) | - | - | - | 1 | - | 1 | - | - | - | - | - | - | - | 2 | 2 | | |
| BComm/BA | - | - | - | - | - | - | - | - | 1 | - | - | - | 1 | - | 1 | | |
| BSc/BA (Engineering) | - | - | - | - | 1 | - | - | - | - | - | - | - | 1 | - | 1 | | |
| TOTAL URBAN STUDIES | 11 | 8 | 12 | 14 | 18 | 14 | 21 | 14 | 2 | - | - | - | 64 | 50 | 114 | | |
| GENERAL | | | | | | | | | | | | | | | | | |
| BA (East Asia) | 2 | 5 | 1 | 1 | 2 | 2 | 4 | 1 | - | - | - | - | 9 | 9 | 18 | | |
| BA (Latin American Studies) | - | 1 | 2 | 2 | - | - | 1 | 3 | - | - | - | - | 3 | 6 | 9 | | |
| TOTAL GENERAL | 2 | 6 | 3 | 3 | 2 | 2 | 5 | 4 | - | - | - | - | 12 | 15 | 27 | | |
| TRANSPORTATION STUDIES | | | | | | | | | | | | | | | | | |
| BA | - | - | - | 1 | - | - | - | - | - | - | - | - | - | 1 | 1 | | |
| UNSPECIFIED DEGREE | 85 | 96 | - | - | - | - | - | - | - | - | - | - | 85 | 96 | 181 | | |
| OPEN STUDIES | - | - | - | - | - | - | - | - | - | - | 27 | 17 | 27 | 17 | 44 | | |
| TOTAL SOCIAL SCIENCES | 261 | 387 | 261 | 359 | 421 | 592 | 496 | 668 | 64 | 55 | 27 | 17 | 1 530 | 2 078 | 3 608 | | |
| SOCIAL WORK | | | | | | | | | | | | | | | | | |
| BSW | - | - | - | 2 | 17 | 161 | 19 | 129 | - | - | - | - | 36 | 292 | 328 | | |
| EXCHANGE | - | - | - | - | 1 | 1 | - | - | - | - | - | - | 1 | 1 | 2 | | |
| OPEN STUDIES | - | - | - | - | - | - | - | - | - | - | - | 1 | - | 1 | 1 | | |
| TOTAL SOCIAL WORK | - | - | - | 2 | 18 | 162 | 19 | 129 | - | - | - | 1 | 37 | 294 | 331 | | |

**FULL-TIME UNDERGRADUATE CO-OPERATIVE EDUCATION
AND INTERNSHIP STUDENTS BY YEAR OF PROGRAM, SEX AND DEGREE SOUGHT
(FALL 2006)**

| FACULTY/DEGREE/MAJOR (a) | YEAR OF PROGRAM | | | | | | | | | | | | TOTAL | GRAND TOTAL | | |
|---|-----------------|---|----------|---|----------|----|----------|----|----------|----|------------|---|-------|-------------|-----|---|
| | 1ST YEAR | | 2ND YEAR | | 3RD YEAR | | 4TH YEAR | | 5TH YEAR | | OTHER YEAR | | | | M | F |
| | M | F | M | F | M | F | M | F | M | F | M | F | | | | |
| COMMUNICATION & CULTURE (a) | | | | | | | | | | | | | | | | |
| BA | | | | | | | | | | | | | | | | |
| Communications Studies | - | - | - | 1 | 1 | 6 | - | 6 | 1 | 3 | - | - | 2 | 16 | 18 | |
| Development Studies | - | - | - | 1 | - | - | - | 1 | - | - | - | - | - | 2 | 2 | |
| BA Honors | | | | | | | | | | | | | | | | |
| Communications Studies | - | - | - | - | - | - | - | 1 | - | - | - | - | - | 1 | 1 | |
| TOTAL COMMUNICATION & CULTURE | - | - | - | 2 | 1 | 6 | - | 8 | 1 | 3 | - | - | 2 | 19 | 21 | |
| EDUCATION | | | | | | | | | | | | | | | | |
| BEd After Degree | | | | | | | | | | | | | | | | |
| Secondary | - | - | - | - | - | - | - | - | - | - | 1 | - | 1 | - | 1 | |
| HASKAYNE SCHOOL OF BUSINESS | | | | | | | | | | | | | | | | |
| BComm | - | - | - | 2 | 61 | 73 | 45 | 61 | 15 | 21 | - | - | 121 | 157 | 278 | |
| HUMANITIES | | | | | | | | | | | | | | | | |
| BA | | | | | | | | | | | | | | | | |
| English | - | - | - | 1 | - | - | - | - | - | - | - | - | - | 1 | 1 | |
| LAW | | | | | | | | | | | | | | | | |
| LLB | - | - | 2 | - | - | - | - | - | - | - | - | - | 2 | - | 2 | |
| MEDICINE | | | | | | | | | | | | | | | | |
| MD | 1 | - | - | - | - | - | - | - | - | - | - | - | 1 | - | 1 | |
| SCHULICH SCHOOL OF ENGINEERING | | | | | | | | | | | | | | | | |
| BSC | | | | | | | | | | | | | | | | |
| Chemical | - | - | - | - | 27 | 19 | 41 | 19 | 10 | 6 | - | - | 78 | 44 | 122 | |
| Civil | - | - | 1 | - | 31 | 18 | 41 | 21 | 9 | 5 | - | - | 82 | 44 | 126 | |
| Computer | - | - | - | - | 17 | 1 | 19 | 2 | 14 | - | - | - | 50 | 3 | 53 | |
| Electrical | - | - | - | - | 37 | 11 | 46 | 5 | 19 | 6 | - | - | 102 | 22 | 124 | |
| Geomatics | - | - | - | - | 13 | 4 | 15 | 6 | 4 | 4 | - | - | 32 | 14 | 46 | |
| Manufacturing | - | - | - | - | 13 | 5 | 14 | 1 | 7 | - | - | - | 34 | 6 | 40 | |
| Mechanical | - | - | 2 | 2 | 83 | 11 | 61 | 17 | 14 | 2 | - | - | 160 | 32 | 192 | |
| Oil & Gas | - | - | - | - | 5 | 3 | 12 | 1 | 2 | 1 | - | - | 19 | 5 | 24 | |
| Software | - | - | - | - | 12 | 2 | 23 | 4 | 4 | 1 | - | - | 39 | 7 | 46 | |
| TOTAL SCHULICH SCHOOL OF ENGINEERING | - | - | 3 | 2 | 238 | 74 | 272 | 76 | 83 | 25 | - | - | 596 | 177 | 773 | |
| SCIENCE | | | | | | | | | | | | | | | | |
| BSc | | | | | | | | | | | | | | | | |
| Actuarial Science | - | - | - | - | 2 | 3 | 1 | 2 | - | - | - | - | 3 | 5 | 8 | |
| Applied Chemistry | - | - | 1 | - | - | - | - | - | 2 | 2 | - | - | 3 | 2 | 5 | |
| Computer Science | - | - | 1 | - | 12 | 2 | 41 | 7 | 17 | 4 | - | - | 71 | 13 | 84 | |
| Ecology | - | - | - | - | - | - | - | 1 | - | - | - | - | - | 1 | 1 | |
| BSc After Degree | | | | | | | | | | | | | | | | |
| Computer Science | - | - | - | - | 1 | 1 | - | - | 1 | - | - | - | 1 | 2 | 3 | |
| BSc Honors | | | | | | | | | | | | | | | | |
| Actuarial Science | - | - | - | - | 1 | - | 1 | - | - | - | - | - | 2 | - | 2 | |
| Computer Science | - | - | - | - | - | - | 2 | - | 1 | - | - | - | 3 | - | 3 | |
| BSc Honors After Degree | | | | | | | | | | | | | | | | |
| Computer Science | - | - | - | - | 1 | - | - | - | - | - | - | - | - | 1 | 1 | |
| BSc/BSc | | | | | | | | | | | | | | | | |
| Computer Science | - | - | - | - | - | - | 3 | - | 1 | 1 | - | - | 4 | 1 | 5 | |
| Chemistry | - | - | - | - | - | - | - | - | - | 1 | - | - | - | 1 | 1 | |
| TOTAL SCIENCE | - | - | 2 | - | 15 | 7 | 49 | 10 | 21 | 9 | - | - | 87 | 26 | 113 | |

(a) Most faculties offer combined degree programs. Students registered in these programs are detailed at the end of the table. To obtain a total enrolment

FULL-TIME UNDERGRADUATE CO-OPERATIVE EDUCATION
AND INTERNSHIP STUDENTS BY YEAR OF PROGRAM, SEX AND DEGREE SOUGHT
(FALL 2006)

| FACULTY/DEGREE/MAJOR (a) | YEAR OF PROGRAM | | | | | | | | | | | | TOTAL | | GRAND TOTAL |
|---|-----------------|---|----------|----|----------|-----|----------|-----|----------|----|------------|---|-------|-----|----------------|
| | 1ST YEAR | | 2ND YEAR | | 3RD YEAR | | 4TH YEAR | | 5TH YEAR | | OTHER YEAR | | M | F | |
| | M | F | M | F | M | F | M | F | M | F | M | F | | | |
| SOCIAL SCIENCES | | | | | | | | | | | | | | | |
| BA | | | | | | | | | | | | | | | |
| Economics | - | - | 1 | 1 | 4 | - | 5 | 3 | 4 | - | - | - | 14 | 4 | 18 |
| History | - | - | - | 1 | - | - | 2 | - | - | - | - | - | 2 | 1 | 3 |
| International Relations | - | - | - | - | 1 | - | - | - | - | - | - | - | 1 | - | 1 |
| Linguistics | - | - | - | - | - | 1 | - | - | - | - | - | - | - | 1 | 1 |
| Political Science | - | - | - | - | 2 | 4 | 1 | - | 2 | - | - | - | 4 | 5 | 9 |
| Sociology | - | - | - | 1 | - | 2 | - | 2 | 1 | - | - | - | 1 | 5 | 6 |
| BA Honors | | | | | | | | | | | | | | | |
| Archaeology | - | - | - | - | 1 | 1 | - | - | - | - | - | - | 1 | 1 | 2 |
| Economics | - | - | - | - | 2 | - | - | 1 | - | - | - | - | 2 | 1 | 3 |
| Political Science | - | - | - | - | 2 | 1 | 1 | - | 1 | - | - | - | 4 | 1 | 5 |
| BA After Degree | | | | | | | | | | | | | | | |
| Political Science | - | - | - | - | - | - | - | - | 1 | - | - | - | 1 | - | 1 |
| BA/BA | | | | | | | | | | | | | | | |
| International Relations | - | - | - | - | - | - | - | 1 | - | - | - | - | - | 1 | 1 |
| BSc/BA | | | | | | | | | | | | | | | |
| Geography | - | - | - | - | 1 | - | - | - | - | 1 | - | - | 1 | 1 | 2 |
| BSc/BA Honors | | | | | | | | | | | | | | | |
| Geography | - | - | - | - | 1 | - | - | - | - | - | - | - | 1 | - | 1 |
| BSc | | | | | | | | | | | | | | | |
| Archaeology | - | - | - | - | 1 | - | - | - | 1 | - | - | - | 2 | - | 2 |
| Geography | - | - | 1 | 1 | - | 1 | 1 | - | 1 | 1 | - | - | 3 | 3 | 6 |
| BSc After Degree | | | | | | | | | | | | | | | |
| Geography | - | - | - | - | - | - | - | 1 | - | - | - | - | - | 1 | 1 |
| BSc Honors | | | | | | | | | | | | | | | |
| Archaeology | - | - | - | - | - | - | - | 1 | - | - | - | - | - | 1 | 1 |
| TOTAL SOCIAL SCIENCES | | | | | | | | | | | | | | | |
| | - | - | 2 | 4 | 13 | 8 | 13 | 10 | 9 | 4 | - | - | 37 | 26 | 63 |
| COMBINED/COLLABORATIVE DEGREE STUDENTS | | | | | | | | | | | | | | | |
| COMMUNICATION & CULTURE / SOCIAL SCIENCES | | | | | | | | | | | | | | | |
| BA/BA | - | - | - | - | - | - | - | 1 | - | - | - | - | - | 1 | 1 |
| HASKAYNE SCHOOL OF BUSINESS / COMMUNICATIN & CULTURE | | | | | | | | | | | | | | | |
| BComm/BA | - | - | - | - | - | - | - | 1 | - | - | - | - | - | 1 | 1 |
| HASKAYNE SCHOOL OF BUSINESS / FINE ARTS | | | | | | | | | | | | | | | |
| BComm/BMus | - | - | - | - | - | - | - | 1 | - | - | - | - | - | 1 | 1 |
| HASKAYNE SCHOOL OF BUSINESS / HUMANITIES | | | | | | | | | | | | | | | |
| BComm/BA | - | - | - | - | - | - | - | - | - | 1 | - | - | - | 1 | 1 |
| HASKAYNE SCHOOL OF BUSINESS / SCIENCE | | | | | | | | | | | | | | | |
| BComm/BSc | - | - | - | - | 2 | 4 | 4 | 2 | 1 | 2 | - | - | 7 | 8 | 15 |
| BComm/BSc Honors | - | - | - | - | - | - | 1 | - | - | - | - | - | 1 | - | 1 |
| HASKAYNE SCHOOL OF BUSINESS / SOCIAL SCIENCES | | | | | | | | | | | | | | | |
| BComm/BA | - | - | - | - | 4 | 6 | 5 | 7 | 2 | - | - | - | 11 | 13 | 24 |
| BComm/BSc | - | - | - | - | - | - | 1 | - | - | - | - | - | 1 | - | 1 |
| SCHULICH SCHOOL OF ENGINEERING / HASKAYNE SCHOOL OF BUSINESS | | | | | | | | | | | | | | | |
| BSc/BComm | - | - | - | - | - | - | 1 | - | - | - | - | - | 1 | - | 1 |
| SCHULICH SCHOOL OF ENGINEERING / HUMANITIES | | | | | | | | | | | | | | | |
| BSc/BA | - | - | - | - | - | 1 | 1 | 1 | - | - | - | - | 1 | 2 | 3 |
| SCHULICH SCHOOL OF ENGINEERING / SCIENCE | | | | | | | | | | | | | | | |
| BSc/BSc | - | - | - | - | 2 | - | - | - | - | - | - | - | 2 | - | 2 |
| SCHULICH SCHOOL OF ENGINEERING / SOCIAL SCIENCES | | | | | | | | | | | | | | | |
| BSc/BA | - | - | - | - | 6 | 1 | 3 | 3 | 2 | - | - | - | 11 | 4 | 15 |
| BSc/BA Honors | - | - | - | - | - | - | - | - | 1 | - | - | - | 1 | - | 1 |
| SOCIAL SCIENCES / HUMANITIES | | | | | | | | | | | | | | | |
| BA/BA | - | - | - | - | - | 1 | - | 1 | - | - | - | - | - | 2 | 2 |
| SOCIAL SCIENCES / SCIENCE | | | | | | | | | | | | | | | |
| BA/BSc | - | - | - | - | - | - | 1 | 1 | 1 | - | - | - | 2 | 1 | 3 |
| BA/BSc Honors | - | - | - | - | 1 | - | - | - | - | - | - | - | 1 | - | 1 |
| TOTAL COMBINED/COLLABORATIVE | | | | | | | | | | | | | | | |
| | - | - | - | - | 15 | 13 | 17 | 18 | 7 | 3 | - | - | 39 | 34 | 73 |
| TOTAL UNDERGRADUATE | | | | | | | | | | | | | | | |
| | 1 | - | 9 | 11 | 343 | 181 | 396 | 183 | 136 | 65 | 1 | - | 886 | 440 | 1326 |

**PART-TIME UNDERGRADUATE STUDENTS
BY YEAR OF PROGRAM, SEX AND DEGREE SOUGHT
(FALL 2006)**

| FACULTY/DEGREE (a) | YEAR OF PROGRAM | | | | | | | | | | | | TOTAL | | GRAND TOTAL |
|--|-----------------|-----------|-----------|-----------|-----------|------------|-----------|-----------|----------|----------|-----------|------------|------------|------------|----------------|
| | 1ST YEAR | | 2ND YEAR | | 3RD YEAR | | 4TH YEAR | | 5TH YEAR | | OTHER | | M | F | |
| | M | F | M | F | M | F | M | F | M | F | M | F | | | |
| COMMUNICATION & CULTURE | | | | | | | | | | | | | | | |
| BA | 4 | 11 | 11 | 28 | 14 | 36 | 8 | 28 | - | 1 | - | - | 37 | 104 | 141 |
| BA After Degree | - | - | - | - | - | 1 | 1 | 3 | - | - | - | - | 1 | 4 | 5 |
| BA Honors | - | - | - | - | - | - | 1 | 3 | - | - | - | - | 1 | 3 | 4 |
| BCS | - | - | - | - | - | 5 | 8 | 5 | - | - | - | - | 11 | 13 | 24 |
| BGS | 3 | 4 | 3 | 20 | 5 | 44 | - | - | - | - | - | - | 11 | 68 | 79 |
| BSc | - | 1 | 2 | 3 | 1 | 2 | 1 | 3 | - | - | - | - | 4 | 9 | 13 |
| Exchange | - | - | - | - | 1 | - | - | - | - | - | - | - | 1 | - | 1 |
| Open Studies | - | - | - | - | - | - | - | - | - | - | 20 | 39 | 20 | 39 | 59 |
| Visiting | 5 | 3 | - | - | 13 | 13 | 1 | - | - | - | - | - | 19 | 16 | 35 |
| Not Declared | 7 | 9 | 1 | - | - | - | - | - | - | - | - | - | 8 | 9 | 17 |
| TOTAL COMMUNICATION & CULTURE | 19 | 28 | 17 | 51 | 39 | 104 | 18 | 42 | - | 1 | 20 | 39 | 113 | 265 | 378 |
| EDUCATION | | | | | | | | | | | | | | | |
| BCR | - | - | - | 1 | 3 | 23 | 1 | 12 | - | - | - | - | 4 | 36 | 40 |
| BCR After Degree | - | - | - | - | - | 1 | - | - | - | - | - | - | - | 1 | 1 |
| BEd After Degree | - | - | - | - | - | - | - | - | - | - | - | - | - | - | - |
| Kindergarten/Elementary | - | - | - | - | - | - | - | - | - | - | - | 1 | - | 1 | 1 |
| Secondary | - | - | - | - | - | - | - | - | - | - | - | 1 | - | 1 | 1 |
| Diploma | - | - | - | - | - | - | - | - | - | - | 2 | 3 | 2 | 3 | 5 |
| Open Studies | - | - | - | - | - | - | - | - | - | - | 23 | 95 | 23 | 95 | 118 |
| TOTAL EDUCATION | - | - | - | 1 | 3 | 24 | 1 | 12 | - | - | 25 | 100 | 29 | 137 | 166 |
| FINE ARTS | | | | | | | | | | | | | | | |
| BA (Art History) | 2 | 4 | 1 | 3 | 1 | 3 | - | 5 | - | - | - | - | 4 | 15 | 19 |
| BA (Music) | - | - | - | - | - | 2 | - | - | - | - | - | - | - | 2 | 2 |
| BFA | - | - | - | - | - | 2 | 1 | 4 | - | - | - | - | 1 | 6 | 7 |
| Art | - | - | - | - | - | 2 | 1 | 4 | - | - | - | - | 1 | 6 | 7 |
| Drama | 1 | 1 | 1 | 1 | 2 | 2 | 1 | 2 | - | - | - | - | 5 | 6 | 11 |
| Visual Studies | - | 2 | - | - | - | 1 | - | - | - | - | - | - | - | 3 | 3 |
| BMus | 1 | 1 | - | - | - | 1 | - | - | - | - | - | - | 1 | 2 | 3 |
| Open Studies | - | - | - | - | - | - | - | - | - | - | 4 | 11 | 4 | 11 | 15 |
| Visiting | - | - | - | - | - | 1 | - | - | - | - | - | - | - | 1 | 1 |
| TOTAL FINE ARTS | 4 | 8 | 2 | 4 | 3 | 12 | 2 | 11 | - | - | 4 | 11 | 15 | 46 | 61 |
| HASKAYNE SCHOOL OF BUSINESS | | | | | | | | | | | | | | | |
| BComm | 8 | 10 | 3 | 8 | 9 | 5 | 31 | 21 | 1 | 4 | - | - | 52 | 48 | 100 |
| BHRM | - | - | - | - | - | - | 1 | 3 | - | - | - | - | 1 | 3 | 4 |
| Open Studies | - | - | - | - | - | - | - | - | - | - | 10 | 4 | 10 | 4 | 14 |
| Visiting | 1 | 1 | - | - | 1 | 3 | - | - | - | - | - | - | 2 | 4 | 6 |
| TOTAL HASKAYNE SCHOOL OF BUSINESS | 9 | 11 | 3 | 8 | 10 | 8 | 32 | 24 | 1 | 4 | 10 | 4 | 65 | 59 | 124 |
| HUMANITIES | | | | | | | | | | | | | | | |
| BA | 5 | 4 | 4 | 22 | 8 | 28 | 16 | 27 | - | - | - | - | 33 | 81 | 114 |
| BA After Degree | - | - | - | - | 5 | 15 | - | 6 | - | - | - | - | 5 | 21 | 26 |
| BA Honors | - | - | - | - | 1 | 1 | 5 | 1 | - | - | - | - | 6 | 2 | 8 |
| BA Honors After Degree | - | - | - | - | 1 | - | 1 | 1 | - | - | - | - | 2 | 1 | 3 |
| BA/BA | - | 2 | 1 | - | - | - | - | - | - | - | - | - | 1 | 2 | 3 |
| Open Studies | - | - | - | - | - | - | - | - | - | - | 11 | 24 | 11 | 24 | 35 |
| Not Declared | 4 | 8 | 2 | 5 | - | - | - | - | - | - | - | - | 6 | 13 | 19 |
| TOTAL HUMANITIES | 9 | 14 | 7 | 27 | 15 | 44 | 22 | 35 | - | - | 11 | 24 | 64 | 144 | 208 |
| KINESIOLOGY | | | | | | | | | | | | | | | |
| BKin | - | 1 | 1 | 1 | - | 3 | 4 | 7 | - | - | - | - | 5 | 12 | 17 |
| BSc | - | - | - | - | - | 1 | 3 | 1 | - | - | - | - | 3 | 2 | 5 |
| Open Studies | - | - | - | - | - | - | - | - | - | - | 1 | 3 | 1 | 3 | 4 |
| Visiting | - | 1 | - | - | - | 3 | - | - | - | - | - | - | - | 4 | 4 |
| TOTAL KINESIOLOGY | - | 2 | 1 | 1 | - | 7 | 7 | 8 | - | - | 1 | 3 | 9 | 21 | 30 |

(a) Most faculties offer combined degree programs. Students registered in these programs are detailed at the end of the table. To obtain a total enrolment profile for faculties, the combined degree students need to be included with the faculty data.

PART-TIME UNDERGRADUATE STUDENTS
BY YEAR OF PROGRAM, SEX AND DEGREE SOUGHT (Continued)
(FALL 2006)

| FACULTY/DEGREE (a) | YEAR OF PROGRAM | | | | | | | | | | | | TOTAL | | GRAND TOTAL | | |
|--|-----------------|----|----------|----|----------|----|----------|----|----------|---|-------|-----|-------|-----|----------------|-----|--|
| | 1ST YEAR | | 2ND YEAR | | 3RD YEAR | | 4TH YEAR | | 5TH YEAR | | OTHER | | M | F | | | |
| | M | F | M | F | M | F | M | F | M | F | M | F | | | | | |
| LAW | | | | | | | | | | | | | | | | | |
| Open Studies | - | - | - | - | - | - | - | - | - | - | - | 1 | 1 | 1 | 1 | 2 | |
| MEDICINE | | | | | | | | | | | | | | | | | |
| Exchange | - | - | - | - | - | 1 | - | - | - | - | - | - | - | - | 1 | 1 | |
| Open Studies | - | - | - | - | - | - | - | - | - | - | - | 11 | 37 | 11 | 37 | 48 | |
| NURSING | | | | | | | | | | | | | | | | | |
| BN | | | | | | | | | | | | | | | | | |
| Accelerated Track | - | - | - | - | 1 | 2 | - | - | - | - | - | - | - | 1 | 2 | 3 | |
| Off-Site | - | - | - | - | - | - | - | 1 | - | - | - | - | - | - | 1 | 1 | |
| Regular Track | - | 3 | - | - | - | 2 | 3 | 7 | - | - | - | - | - | 3 | 12 | 15 | |
| Post Diploma | - | - | - | - | - | 13 | 4 | 43 | - | - | - | - | - | 4 | 56 | 60 | |
| Open Studies | - | - | - | - | - | - | - | - | - | - | - | 13 | - | - | 13 | 13 | |
| TOTAL NURSING | - | 3 | - | - | 1 | 17 | 7 | 51 | - | - | - | 13 | - | 8 | 84 | 92 | |
| OPEN STUDIES | - | - | - | - | - | - | - | - | - | - | - | 313 | 326 | 313 | 326 | 639 | |
| SCHULICH SCHOOL OF ENGINEERING | | | | | | | | | | | | | | | | | |
| BSc | | | | | | | | | | | | | | | | | |
| Major Undeclared | 12 | - | 3 | - | - | - | - | - | - | - | - | - | - | 15 | - | 15 | |
| Chemical | - | - | - | - | - | - | 1 | 1 | - | 1 | - | - | - | 1 | 2 | 3 | |
| Civil | - | - | 1 | 1 | 1 | - | 3 | - | - | 1 | - | - | - | 5 | 2 | 7 | |
| Computer | - | - | 1 | - | - | - | 1 | - | - | - | - | - | - | 2 | - | 2 | |
| Electrical | - | - | - | - | 2 | - | 1 | - | - | - | - | - | - | 3 | - | 3 | |
| Geomatics | - | - | - | - | - | - | 2 | - | - | - | - | - | - | 2 | - | 2 | |
| Manufacturing | - | - | - | - | - | - | 3 | - | - | - | - | - | - | 3 | - | 3 | |
| Mechanical | - | - | - | - | - | - | 4 | 1 | - | - | - | - | - | 4 | 1 | 5 | |
| Oil & Gas | - | - | - | - | - | - | - | - | 1 | - | - | - | - | 1 | - | 1 | |
| Software | - | - | - | - | - | - | - | - | 1 | - | - | - | - | 1 | - | 1 | |
| Diploma of the Schulich School of Engineering and the Haskayne School of Business | | | | | | | | | | | | | | | | | |
| Project Management | - | - | - | - | - | - | - | - | - | - | - | 1 | - | 1 | - | 1 | |
| Open Studies | - | - | - | - | - | - | - | - | - | - | - | 98 | 22 | 98 | 22 | 120 | |
| Visiting | - | - | - | - | 3 | 2 | 1 | - | - | - | - | - | - | 4 | 2 | 6 | |
| TOTAL SCHULICH SCHOOL OF ENGINEERING | 12 | - | 5 | 1 | 6 | 2 | 16 | 2 | 2 | 2 | 99 | 22 | 140 | 29 | 169 | | |
| SCIENCE | | | | | | | | | | | | | | | | | |
| BA | - | - | - | - | - | - | 1 | - | - | - | - | - | - | 1 | - | 1 | |
| BSc | 27 | 25 | 34 | 29 | 25 | 20 | 50 | 30 | 5 | - | - | - | 141 | 104 | 245 | | |
| BSc After Degree | - | - | - | - | 11 | 9 | 8 | 3 | - | 1 | - | - | 19 | 13 | 32 | | |
| BSc Honors | - | - | - | - | 1 | - | 3 | 1 | - | - | - | - | 4 | 1 | 5 | | |
| BSc/BSc | - | - | - | - | 2 | - | - | - | 2 | - | - | - | 4 | - | 4 | | |
| Open Studies | - | - | - | - | - | - | - | - | - | - | 26 | 29 | 26 | 29 | 55 | | |
| TOTAL SCIENCE | 27 | 25 | 34 | 29 | 39 | 29 | 62 | 34 | 7 | 1 | 26 | 29 | 195 | 147 | 342 | | |
| SOCIAL SCIENCES | | | | | | | | | | | | | | | | | |
| BA | 5 | 14 | 13 | 20 | 26 | 36 | 39 | 68 | - | 1 | - | - | 83 | 139 | 222 | | |
| BA After Degree | - | - | - | - | 4 | 21 | 2 | 1 | - | - | - | - | 6 | 22 | 28 | | |
| BA Honors | - | - | - | - | - | - | 1 | 4 | - | 1 | - | - | 1 | 5 | 6 | | |
| BA/BA | - | - | - | 1 | - | 1 | 1 | - | 2 | 3 | - | - | 3 | 5 | 8 | | |
| BA/BA Honors | - | - | - | - | - | - | - | - | - | 1 | - | - | - | 1 | 1 | | |
| BSc | - | - | 2 | 5 | 3 | 3 | 4 | 9 | - | - | - | - | 9 | 17 | 26 | | |
| BSc Honors | - | - | - | - | - | - | - | 4 | - | - | - | - | - | 4 | 4 | | |
| BSc After Degree | - | - | - | - | - | 2 | 2 | 1 | - | - | - | - | 2 | 3 | 5 | | |
| BSc/BA | - | - | - | - | - | - | 1 | - | 1 | - | - | - | 2 | - | 2 | | |
| BSc/BSc | - | - | - | - | - | - | - | 1 | - | 1 | - | - | - | 2 | 2 | | |
| Open Studies | - | - | - | - | - | - | - | - | - | - | 30 | 44 | 30 | 44 | 74 | | |
| Not Declared | 6 | 9 | - | - | - | - | - | - | - | - | - | - | 6 | 9 | 15 | | |
| TOTAL SOCIAL SCIENCES | 11 | 23 | 15 | 26 | 33 | 63 | 50 | 88 | 3 | 7 | 30 | 44 | 142 | 251 | 393 | | |

PART-TIME UNDERGRADUATE STUDENTS
BY YEAR OF PROGRAM, SEX AND DEGREE SOUGHT (Continued)
(FALL 2006)

| FACULTY/DEGREE (a) | YEAR OF PROGRAM | | | | | | | | | | | | TOTAL | | GRAND TOTAL | | |
|--|-----------------|------------|-----------|------------|------------|------------|------------|------------|-----------|-----------|------------|------------|--------------|--------------|----------------|--------------|--|
| | 1ST YEAR | | 2ND YEAR | | 3RD YEAR | | 4TH YEAR | | 5TH YEAR | | OTHER | | M | F | | | |
| | M | F | M | F | M | F | M | F | M | F | M | F | | | | | |
| SOCIAL WORK | | | | | | | | | | | | | | | | | |
| BSW | - | - | - | 2 | - | 7 | - | 11 | - | - | - | - | - | 20 | | 20 | |
| BSW After Degree | - | - | - | - | - | 3 | - | 1 | - | - | - | - | - | 4 | | 4 | |
| Open Studies | - | - | - | - | - | - | - | - | - | - | 1 | 12 | 1 | 12 | | 13 | |
| Visiting | 2 | 4 | - | 1 | - | 4 | - | - | - | - | - | - | 2 | 9 | | 11 | |
| TOTAL SOCIAL WORK | 2 | 4 | - | 3 | - | 14 | - | 12 | - | - | 1 | 12 | 3 | 45 | | 48 | |
| COMBINED/COLLABORATIVE DEGREE STUDENTS | | | | | | | | | | | | | | | | | |
| COMMUNICATION & CULTURE/HUMANITIES | | | | | | | | | | | | | | | | | |
| BA/BA | - | - | - | 1 | - | - | - | - | - | - | - | - | - | 1 | | 1 | |
| COMMUNICATION & CULTURE/SOCIAL SCIENCES | | | | | | | | | | | | | | | | | |
| BA/BA | - | - | 1 | 1 | - | - | - | - | - | - | - | - | 1 | 1 | | 2 | |
| FINE ARTS/EDUCATION | | | | | | | | | | | | | | | | | |
| BFA/BEEd | - | - | - | 1 | - | - | - | - | - | - | - | - | - | 1 | | 1 | |
| FINE ARTS/HUMANITIES | | | | | | | | | | | | | | | | | |
| BFA/BA | - | - | - | - | - | - | - | - | - | 1 | - | - | - | 1 | | 1 | |
| FINE ARTS/KINESIOLOGY | | | | | | | | | | | | | | | | | |
| BA | - | 2 | - | - | - | - | - | 3 | - | - | - | - | - | 5 | | 5 | |
| HASKAYNE SCHOOL OF BUSINESS/ HUMANITIES | | | | | | | | | | | | | | | | | |
| BComm/BA | 1 | - | - | - | - | - | - | - | - | - | - | - | 1 | - | | 1 | |
| HASKAYNE SCHOOL OF BUSINESS/ KINESIOLOGY | | | | | | | | | | | | | | | | | |
| BComm/BKin | - | - | - | - | - | - | - | - | - | 1 | - | - | - | 1 | | 1 | |
| HASKAYNE SCHOOL OF BUSINESS/ SCIENCE | | | | | | | | | | | | | | | | | |
| BComm/BSc | - | - | - | - | - | - | - | - | 1 | - | - | - | 1 | - | | 1 | |
| HASKAYNE SCHOOL OF BUSINESS/ SOCIAL SCIENCES | | | | | | | | | | | | | | | | | |
| BComm/BA | - | - | - | 1 | - | - | 1 | 1 | 1 | 2 | - | - | 2 | 4 | | 6 | |
| BComm/BA Honors | - | - | - | - | - | - | - | - | 1 | - | - | - | 1 | - | | 1 | |
| HUMANITIES/SCIENCE | | | | | | | | | | | | | | | | | |
| BA/BSc | - | - | 1 | - | - | - | - | - | 1 | - | - | - | 2 | - | | 2 | |
| HUMANITIES/SOCIAL SCIENCES/ COMMUNICATION & CULTURE | | | | | | | | | | | | | | | | | |
| BA (East Asian Studies) | - | - | 1 | - | - | 3 | - | - | - | - | - | - | 1 | 3 | | 4 | |
| BA After Degree (East Asian Studies) | - | - | - | - | - | - | - | 1 | - | - | - | - | - | 1 | | 1 | |
| KINESIOLOGY/EDUCATION | | | | | | | | | | | | | | | | | |
| BKin/BEEd | - | - | - | - | - | 1 | - | - | - | - | - | - | - | 1 | | 1 | |
| SCHULICH SCHOOL OF ENGINEERING/SCIENCE | | | | | | | | | | | | | | | | | |
| BSc/BSc | - | - | 1 | - | - | - | - | - | - | - | - | - | 1 | - | | 1 | |
| SCHULICH SCHOOL OF ENGINEERING/SOCIAL SCIENCES | | | | | | | | | | | | | | | | | |
| BSc/BA | - | - | - | - | - | - | - | - | 2 | - | - | - | 2 | - | | 2 | |
| SCIENCE/EDUCATION | | | | | | | | | | | | | | | | | |
| BSc/BEEd | - | - | 1 | - | 1 | 1 | - | - | - | - | - | - | 2 | 1 | | 3 | |
| SCIENCE/SOCIAL SCIENCES | | | | | | | | | | | | | | | | | |
| BSc | - | 1 | - | - | - | 2 | 2 | 2 | - | - | - | - | 2 | 5 | | 7 | |
| SOCIAL SCIENCES/HUMANITIES/ COMMUNICATION & CULTURE | | | | | | | | | | | | | | | | | |
| BA (Latin American Studies) | - | - | - | - | - | - | - | 2 | - | - | - | - | - | 2 | | 2 | |
| BA After Degree (Latin American Studies) | - | - | - | - | - | 1 | - | - | - | - | - | - | - | 1 | | 1 | |
| SOCIAL SCIENCES/HUMANITIES | | | | | | | | | | | | | | | | | |
| BA/BA | - | - | - | - | - | 3 | - | - | - | 2 | - | - | - | 5 | | 5 | |
| SOCIAL SCIENCES/SCIENCE | | | | | | | | | | | | | | | | | |
| BA/BSc | - | - | - | - | 1 | - | 1 | - | 1 | - | - | - | 3 | - | | 3 | |
| BSc/BSc | - | - | - | - | - | - | - | 1 | - | 1 | - | - | - | 2 | | 2 | |
| TOTAL COMBINED/COLLABORATIVE | 1 | 3 | 5 | 4 | 2 | 11 | 4 | 10 | 7 | 7 | - | - | 19 | 35 | | 54 | |
| TOTAL PART-TIME | 94 | 121 | 89 | 155 | 151 | 336 | 221 | 329 | 20 | 22 | 552 | 665 | 1 127 | 1 628 | | 2 755 | |

**PART-TIME UNDERGRADUATE EVENING STUDENTS
BY YEAR OF PROGRAM, SEX AND DEGREE SOUGHT
(FALL 2006)**

| FACULTY/DEGREE (a) | YEAR OF PROGRAM | | | | | | | | | | | | TOTAL | | GRAND TOTAL |
|--|-----------------|-----------|----------|-----------|-----------|-----------|-----------|-----------|----------|----------|-----------|------------|-----------|------------|----------------|
| | 1ST YEAR | | 2ND YEAR | | 3RD YEAR | | 4TH YEAR | | 5TH YEAR | | OTHER | | M | F | |
| | M | F | M | F | M | F | M | F | M | F | M | F | | | |
| COMMUNICATION & CULTURE | | | | | | | | | | | | | | | |
| BA | 1 | 5 | 1 | 10 | 5 | 21 | 5 | 6 | - | 1 | - | - | 12 | 43 | 55 |
| BA After Degree | - | - | - | - | - | 1 | 1 | 1 | - | - | - | - | 1 | 2 | 3 |
| BCS | - | - | - | - | 3 | 6 | 4 | 4 | - | - | - | - | 7 | 10 | 17 |
| BGS | - | 3 | 1 | 10 | - | 17 | - | - | - | - | - | - | 1 | 30 | 31 |
| BSc | - | - | 1 | 1 | - | 1 | - | 3 | - | - | - | - | 1 | 5 | 6 |
| Open Studies | - | - | - | - | - | - | - | - | - | - | 5 | 19 | 5 | 19 | 24 |
| Visiting | 2 | 2 | - | - | 3 | - | - | - | - | - | - | - | 5 | 2 | 7 |
| Not Declared | - | 1 | - | - | - | - | - | - | - | - | - | - | - | 1 | 1 |
| TOTAL COMMUNICATION & CULTURE | 3 | 11 | 3 | 21 | 11 | 46 | 10 | 14 | - | 1 | 5 | 19 | 32 | 112 | 144 |
| EDUCATION | | | | | | | | | | | | | | | |
| BCR | - | - | - | - | 1 | 14 | 1 | 12 | - | - | - | - | 2 | 26 | 28 |
| BCR After Degree | - | - | - | - | - | 1 | - | - | - | - | - | - | - | 1 | 1 |
| BEd After Degree | - | - | - | - | - | - | - | - | - | - | - | 1 | - | 1 | 1 |
| Kindergarten/Elementary | - | - | - | - | - | - | - | - | - | - | - | 1 | - | 1 | 1 |
| Open Studies | - | - | - | - | - | - | - | - | - | - | 8 | 29 | 8 | 29 | 37 |
| TOTAL EDUCATION | - | - | - | - | 1 | 15 | 1 | 12 | - | - | 8 | 30 | 10 | 57 | 67 |
| FINE ARTS | | | | | | | | | | | | | | | |
| BA (Art History) | - | 1 | - | 1 | - | - | - | 2 | - | - | - | - | - | 4 | 4 |
| BFA (Visual Studies) | - | 1 | - | - | - | - | - | - | - | - | - | - | - | 1 | 1 |
| Open Studies | - | - | - | - | - | - | - | - | - | - | 1 | - | 1 | - | 1 |
| TOTAL FINE ARTS | - | 2 | - | 1 | - | - | - | 2 | - | - | 1 | - | 1 | 5 | 6 |
| HASKAYNE SCHOOL OF BUSINESS | | | | | | | | | | | | | | | |
| BComm | 2 | 2 | - | - | 3 | - | 4 | 3 | 1 | 2 | - | - | 10 | 7 | 17 |
| Open Studies | - | - | - | - | - | - | - | - | - | - | 6 | 1 | 6 | 1 | 7 |
| Visiting | 1 | - | - | - | 1 | 1 | - | - | - | - | - | - | 2 | 1 | 3 |
| TOTAL HASKAYNE SCHOOL OF BUSINESS | 3 | 2 | - | - | 4 | 1 | 4 | 3 | 1 | 2 | 6 | 1 | 18 | 9 | 27 |
| HUMANITIES | | | | | | | | | | | | | | | |
| BA | 1 | - | - | 5 | 1 | 6 | 6 | 4 | - | - | - | - | 8 | 15 | 23 |
| BA After Degree | - | - | - | - | 4 | 6 | - | 2 | - | - | - | - | 4 | 8 | 12 |
| BA Honors | - | - | - | - | - | - | 2 | - | - | - | - | - | 2 | - | 2 |
| BA Honors After Degree | - | - | - | - | - | - | 1 | - | - | - | - | - | 1 | - | 1 |
| Open Studies | - | - | - | - | - | - | - | - | - | - | 3 | 9 | 3 | 9 | 12 |
| Not Declared | - | 3 | 1 | 2 | - | - | - | - | - | - | - | - | 1 | 5 | 6 |
| TOTAL HUMANITIES | 1 | 3 | 1 | 7 | 5 | 12 | 9 | 6 | - | - | 3 | 9 | 19 | 37 | 56 |
| LAW | | | | | | | | | | | | | | | |
| Open Studies | - | - | - | - | - | - | - | - | - | - | 1 | 1 | 1 | 1 | 2 |
| NURSING | | | | | | | | | | | | | | | |
| BN Regular Track | - | 1 | - | - | - | - | - | - | - | - | - | - | - | 1 | 1 |
| Post Diploma | - | - | - | - | - | 13 | 3 | 30 | - | - | - | - | 3 | 43 | 46 |
| Open Studies | - | - | - | - | - | - | - | - | - | - | - | 1 | - | 1 | 1 |
| TOTAL NURSING | - | 1 | - | - | - | 13 | 3 | 30 | - | - | - | 1 | 3 | 45 | 48 |
| OPEN STUDIES | - | - | - | - | - | - | - | - | - | - | 47 | 110 | 47 | 110 | 157 |

(a) Most faculties offer combined degree programs. Students registered in these programs are detailed at the end of the table. To obtain a total enrolment profile for faculties, the combined degree students need to be included with the faculty data.

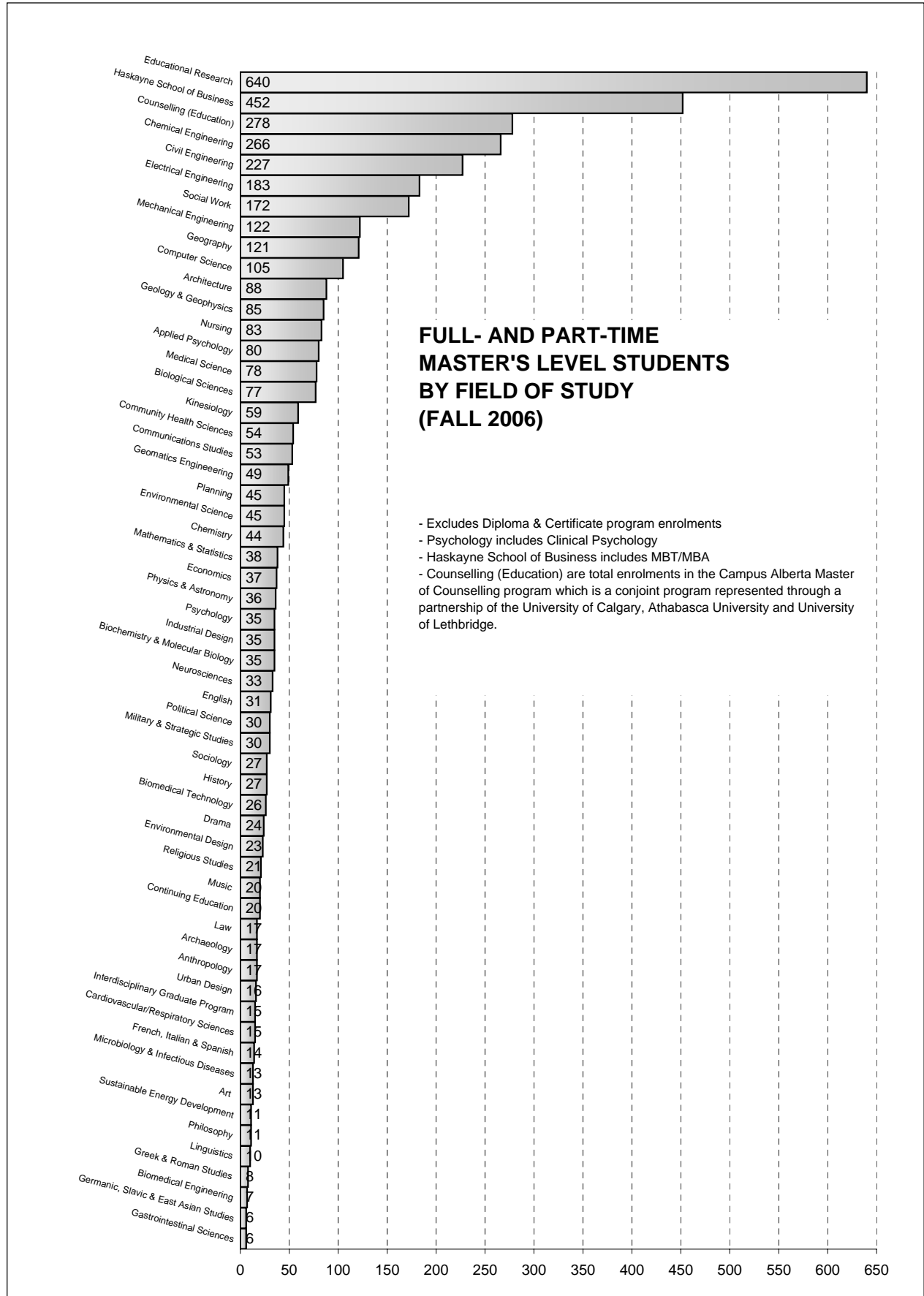
PART-TIME UNDERGRADUATE EVENING STUDENTS
BY YEAR OF PROGRAM, SEX AND DEGREE SOUGHT (Continued)
(FALL 2006)

| FACULTY/DEGREE (a) | YEAR OF PROGRAM | | | | | | | | | | TOTAL | | GRAND TOTAL | | | |
|--|-----------------|----|----------|----|----------|-----|----------|----|----------|---|-------|-----|----------------|-----|-----|-----|
| | 1ST YEAR | | 2ND YEAR | | 3RD YEAR | | 4TH YEAR | | 5TH YEAR | | OTHER | | | | | |
| | M | F | M | F | M | F | M | F | M | F | M | F | | | | |
| SCHULICH SCHOOL OF ENGINEERING | | | | | | | | | | | | | | | | |
| BSc | | | | | | | | | | | | | | | | |
| Civil | - | - | - | - | - | - | 2 | - | - | - | - | - | 2 | - | 2 | |
| Open Studies | - | - | - | - | - | - | - | - | - | - | - | 40 | 10 | 40 | 10 | 50 |
| Visiting | - | - | - | - | - | 1 | 1 | - | - | - | - | - | - | 1 | 1 | 2 |
| TOTAL SCHULICH SCHOOL OF ENGINEERING | - | - | - | - | - | 1 | 3 | - | - | - | - | 40 | 10 | 43 | 11 | 54 |
| SCIENCE | | | | | | | | | | | | | | | | |
| BSc | 1 | - | - | 1 | 1 | 2 | 3 | - | 2 | - | - | - | - | 7 | 3 | 10 |
| BSc/BSc | - | - | - | - | 1 | - | - | - | - | - | - | - | - | 1 | - | 1 |
| Open Studies | - | - | - | - | - | - | - | - | - | - | 5 | 4 | - | 5 | 4 | 9 |
| TOTAL SCIENCE | 1 | - | - | 1 | 2 | 2 | 3 | - | 2 | - | 5 | 4 | - | 13 | 7 | 20 |
| SOCIAL SCIENCES | | | | | | | | | | | | | | | | |
| BA | - | - | - | 2 | 3 | 7 | 5 | 12 | - | - | - | - | - | 8 | 21 | 29 |
| BA After Degree | - | - | - | - | - | 5 | - | - | - | - | - | - | - | - | 5 | 5 |
| BSc | - | - | - | - | - | 3 | - | 1 | - | - | - | - | - | - | 4 | 4 |
| Open Studies | - | - | - | - | - | - | - | - | - | - | 5 | 13 | - | 5 | 13 | 18 |
| Not Declared | 1 | 3 | - | - | - | - | - | - | - | - | - | - | - | 1 | 3 | 4 |
| TOTAL SOCIAL SCIENCES | 1 | 3 | - | 2 | 3 | 15 | 5 | 13 | - | - | 5 | 13 | - | 14 | 46 | 60 |
| SOCIAL WORK | | | | | | | | | | | | | | | | |
| BSW | - | - | - | 2 | - | 2 | - | 2 | - | - | - | - | - | - | 6 | 6 |
| BSW After Degree | - | - | - | - | - | - | - | 1 | - | - | - | - | - | - | 1 | 1 |
| Open Studies | - | - | - | - | - | - | - | - | - | - | - | 1 | - | - | 1 | 1 |
| Visiting | 2 | 3 | - | 1 | - | 4 | - | - | - | - | - | - | - | 2 | 8 | 10 |
| TOTAL SOCIAL WORK | 2 | 3 | - | 3 | - | 6 | - | 3 | - | - | - | 1 | - | 2 | 16 | 18 |
| COMBINED/COLLABORATIVE DEGREE STUDENTS | | | | | | | | | | | | | | | | |
| COMMUNICATION & CULTURE/SOCIAL SCIENCES | | | | | | | | | | | | | | | | |
| BA/BA | - | - | 1 | - | - | - | - | - | - | - | - | - | - | 1 | - | 1 |
| COMMUNICATION & CULTURE/HUMANITIES | | | | | | | | | | | | | | | | |
| BA/BA | - | - | - | 1 | - | - | - | - | - | - | - | - | - | - | 1 | 1 |
| SCIENCE/EDUCATION | | | | | | | | | | | | | | | | |
| BSc/BEd | - | - | - | - | 1 | - | - | - | - | - | - | - | - | 1 | - | 1 |
| SCIENCE/SOCIAL SCIENCES | | | | | | | | | | | | | | | | |
| BSc | - | 1 | - | - | - | - | - | - | - | - | - | - | - | - | 1 | 1 |
| SOCIAL SCIENCES/HUMANITIES | | | | | | | | | | | | | | | | |
| BA/BA | - | - | - | - | - | 1 | - | - | - | - | - | - | - | - | 1 | 1 |
| SOCIAL SCIENCES/SCIENCE | | | | | | | | | | | | | | | | |
| BA/BSc | - | - | - | - | - | - | - | - | 1 | - | - | - | - | 1 | - | 1 |
| TOTAL COMBINED/COLLABORATIVE | - | 1 | 1 | 1 | 1 | 1 | - | - | 1 | - | - | - | - | 3 | 3 | 6 |
| TOTAL PART-TIME EVENING | 11 | 26 | 5 | 36 | 27 | 112 | 38 | 83 | 4 | 3 | 121 | 199 | - | 206 | 459 | 665 |

**FULL- AND PART-TIME GRADUATE STUDENTS
BY SEX AND DEGREE SOUGHT
(FALL 2006)**

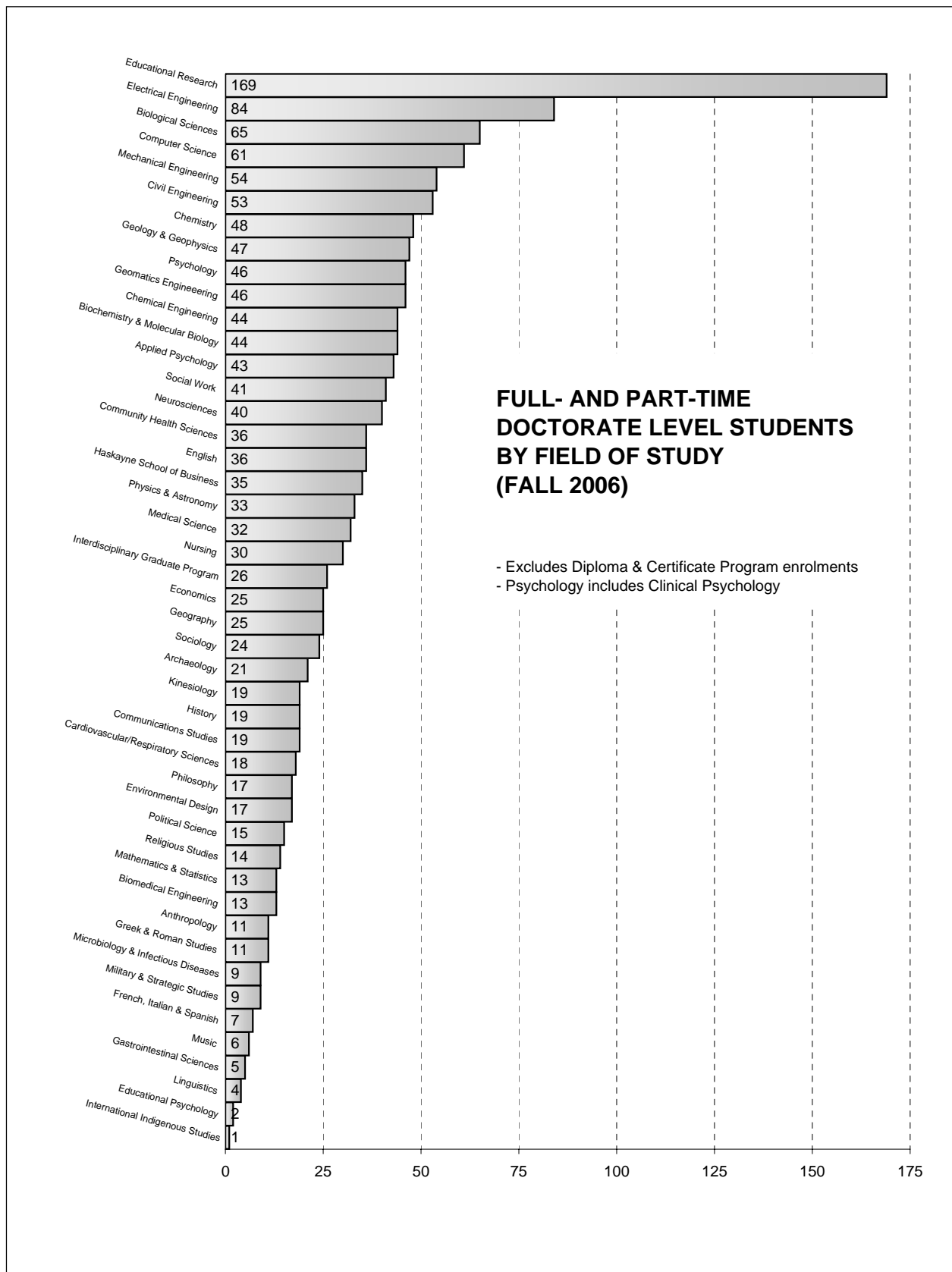
| DEGREE SOUGHT | FULL-TIME | | | PART-TIME DAY | | | PART-TIME EVENING | | | PART-TIME TOTAL | | |
|------------------------------|--------------|--------------|--------------|---------------|------------|------------|-------------------|------------|------------|-----------------|------------|--------------|
| | MALE | FEMALE | TOTAL | MALE | FEMALE | TOTAL | MALE | FEMALE | TOTAL | MALE | FEMALE | TOTAL |
| EdD | 27 | 48 | 75 | 2 | 6 | 8 | 1 | 5 | 6 | 3 | 11 | 14 |
| LLM | 6 | 9 | 15 | - | 2 | 2 | - | - | - | - | 2 | 2 |
| MA | 121 | 170 | 291 | 11 | 25 | 36 | 2 | - | 2 | 13 | 25 | 38 |
| MArch | 52 | 35 | 87 | 1 | - | 1 | - | - | - | 1 | - | 1 |
| MBA | 256 | 77 | 333 | 33 | 27 | 60 | 40 | 18 | 58 | 73 | 45 | 118 |
| MBT | 10 | 13 | 23 | - | 2 | 2 | - | - | - | - | 2 | 2 |
| MBT/MBA | - | - | - | 1 | - | 1 | - | - | - | 1 | - | 1 |
| MC (a) | 39 | 212 | 251 | 4 | 15 | 19 | 1 | 7 | 8 | 5 | 22 | 27 |
| MCE | - | 4 | 4 | - | 11 | 11 | 1 | 4 | 5 | 1 | 15 | 16 |
| MCS | 1 | - | 1 | 4 | 10 | 14 | 3 | 9 | 12 | 7 | 19 | 26 |
| MEc | - | - | - | 4 | 1 | 5 | - | - | - | 4 | 1 | 5 |
| MEd | 41 | 110 | 151 | 87 | 189 | 276 | 61 | 115 | 176 | 148 | 304 | 452 |
| MEDes | 54 | 106 | 160 | 2 | 2 | 4 | - | 1 | 1 | 2 | 3 | 5 |
| MEng | 190 | 36 | 226 | 128 | 36 | 164 | 38 | 8 | 46 | 166 | 44 | 210 |
| MFA | 10 | 24 | 34 | 2 | 1 | 3 | - | - | - | 2 | 1 | 3 |
| MGIS | 31 | 26 | 57 | 24 | 11 | 35 | - | - | - | 24 | 11 | 35 |
| MKin | 6 | 4 | 10 | 2 | - | 2 | - | - | - | 2 | - | 2 |
| MMus | 5 | 10 | 15 | - | - | - | - | - | - | - | - | - |
| MN | - | 38 | 38 | 1 | 43 | 44 | - | 1 | 1 | 1 | 44 | 45 |
| MPM | - | - | - | - | - | - | - | - | - | - | - | - |
| MSc | 343 | 403 | 746 | 37 | 41 | 78 | 2 | 1 | 3 | 39 | 42 | 81 |
| MSc in Engineering | 271 | 99 | 370 | 37 | 8 | 45 | 1 | 2 | 3 | 38 | 10 | 48 |
| MSS | 16 | 4 | 20 | 6 | 4 | 10 | - | - | - | 6 | 4 | 10 |
| MSW | 7 | 104 | 111 | 6 | 55 | 61 | - | - | - | 6 | 55 | 61 |
| MSW/MBA | - | - | - | - | - | - | - | - | - | - | - | - |
| PhD | 729 | 558 | 1 287 | 33 | 28 | 61 | - | - | - | 33 | 28 | 61 |
| BCert (Counselling) (a) | 5 | 20 | 25 | - | 2 | 2 | - | 3 | 3 | - | 5 | 5 |
| BCert (Educational Research) | - | 2 | 2 | 2 | 3 | 5 | 1 | 1 | 2 | 3 | 4 | 7 |
| BDipl (Educational Research) | 1 | 3 | 4 | - | 1 | 1 | - | 2 | 2 | - | 3 | 3 |
| MCert (Counselling) | - | - | - | - | - | - | - | 1 | 1 | - | 1 | 1 |
| MDipl (Nursing) | 1 | 3 | 4 | - | - | - | - | - | - | - | - | - |
| MDipl (Social Work) | - | - | - | 3 | 3 | 6 | - | - | - | 3 | 3 | 6 |
| Special (Counselling) | - | - | - | 1 | 3 | 4 | 1 | 2 | 3 | 2 | 5 | 7 |
| Unclassified (Evds) | - | - | - | 1 | 4 | 5 | 2 | 1 | 3 | 3 | 5 | 8 |
| TOTAL GRADUATE | 2 222 | 2 118 | 4 340 | 432 | 533 | 965 | 154 | 181 | 335 | 586 | 714 | 1 300 |

(a) These are total enrolments in the Campus Alberta Master of Counselling and Graduate Certificate in Counselling programs which are conjoint programs represented through a partnership of the University of Calgary, Athabasca University and University of Lethbridge.



**FULL- AND PART-TIME
MASTER'S LEVEL STUDENTS
BY FIELD OF STUDY
(FALL 2006)**

- Excludes Diploma & Certificate program enrolments
- Psychology includes Clinical Psychology
- Haskayne School of Business includes MBT/MBA
- Counselling (Education) are total enrolments in the Campus Alberta Master of Counselling program which is a conjoint program represented through a partnership of the University of Calgary, Athabasca University and University of Lethbridge.



**FULL-TIME GRADUATE STUDENTS
BY FIELD OF STUDY, SEX AND DEGREE SOUGHT
(FALL 2006)**

| FIELD OF STUDY | MA | | MSc | | OTHER MASTER'S DEGREE(a) | | EDD | | PhD | | DIPLOMA/ CERTIF- ICATE (b) | | TOTAL | | GRAND TOTAL |
|---|-----------|-----------|-----------|-----------|--------------------------------|------------|-----------|-----------|-----------|-----------|----------------------------------|-----------|------------|------------|----------------|
| | M | F | M | F | M | F | M | F | M | F | M | F | M | F | |
| COMMUNICATION & CULTURE | | | | | | | | | | | | | | | |
| Communications Studies | 9 | 16 | - | - | 1 | - | - | - | 6 | 12 | - | - | 16 | 28 | 44 |
| EDUCATION | | | | | | | | | | | | | | | |
| Applied Psychology | - | - | 4 | 52 | - | 3 | - | - | 13 | 28 | - | - | 17 | 83 | 100 |
| Counselling (c) | - | - | - | - | 39 | 212 | - | - | - | - | 5 | 20 | 44 | 232 | 276 |
| Educational Psychology | - | - | - | - | - | - | - | - | 2 | - | - | - | - | 2 | 2 |
| Educational Research | 8 | 23 | 2 | 5 | 41 | 107 | 27 | 48 | 23 | 50 | 1 | 5 | 102 | 238 | 340 |
| - Continuing Education | - | - | - | - | - | 4 | - | - | - | - | - | - | - | 4 | 4 |
| TOTAL EDUCATION | 8 | 23 | 6 | 57 | 80 | 326 | 27 | 48 | 36 | 80 | 6 | 25 | 163 | 559 | 722 |
| ENVIRONMENTAL DESIGN | | | | | | | | | | | | | | | |
| Architecture (MArch) | - | - | - | - | 52 | 35 | - | - | - | - | - | - | 52 | 35 | 87 |
| Environmental Design | - | - | - | - | 5 | 16 | - | - | 10 | 6 | - | - | 15 | 22 | 37 |
| Environmental Science | - | - | - | - | 7 | 36 | - | - | - | - | - | - | 7 | 36 | 43 |
| Industrial Design | - | - | - | - | 18 | 17 | - | - | - | - | - | - | 18 | 17 | 35 |
| Planning | - | - | - | - | 19 | 25 | - | - | - | - | - | - | 19 | 25 | 44 |
| Urban Design | - | - | - | - | 5 | 11 | - | - | - | - | - | - | 5 | 11 | 16 |
| No Major | - | - | - | - | - | 1 | - | - | - | - | - | - | - | 1 | 1 |
| TOTAL ENVIRONMENTAL DESIGN | - | - | - | - | 106 | 141 | - | - | 10 | 6 | - | - | 116 | 147 | 263 |
| FINE ARTS | | | | | | | | | | | | | | | |
| Art | - | - | - | - | 1 | 12 | - | - | - | - | - | - | 1 | 12 | 13 |
| Drama | - | - | - | - | 9 | 12 | - | - | - | - | - | - | 9 | 12 | 21 |
| Music | 3 | 1 | - | - | 5 | 10 | - | - | 4 | 2 | - | - | 12 | 13 | 25 |
| TOTAL FINE ARTS | 3 | 1 | - | - | 15 | 34 | - | - | 4 | 2 | - | - | 22 | 37 | 59 |
| HASKAYNE SCHOOL OF BUSINESS | - | - | - | - | 256 | 77 | - | - | 24 | 10 | - | - | 280 | 87 | 367 |
| HUMANITIES | | | | | | | | | | | | | | | |
| English | 9 | 18 | - | - | - | - | - | - | 16 | 20 | - | - | 25 | 38 | 63 |
| French, Italian & Spanish | 5 | 6 | - | - | - | - | - | - | 2 | 4 | - | - | 7 | 10 | 17 |
| Germanic, Slavic & East Asian Studies | 1 | 5 | - | - | - | - | - | - | - | - | - | - | 1 | 5 | 6 |
| Greek & Roman Studies | 1 | 5 | - | - | - | - | - | - | 4 | 5 | - | - | 5 | 10 | 15 |
| Philosophy | 8 | 3 | - | - | - | - | - | - | 12 | 4 | - | - | 20 | 7 | 27 |
| Religious Studies | 9 | 11 | - | - | - | - | - | - | 6 | 7 | - | - | 15 | 18 | 33 |
| TOTAL HUMANITIES | 33 | 48 | - | - | - | - | - | - | 40 | 40 | - | - | 73 | 88 | 161 |
| INTERDISCIPLINARY GRADUATE PROGRAM (d) | 1 | 4 | 5 | 3 | - | - | - | - | 8 | 15 | - | - | 14 | 22 | 36 |
| KINESIOLOGY | - | - | 22 | 24 | 6 | 4 | - | - | 9 | 10 | - | - | 37 | 38 | 75 |
| LAW | - | - | - | - | 6 | 9 | - | - | - | - | - | - | 6 | 9 | 15 |

(a) The "Other Master's Degree" column refers to MCS in the Faculty of Communication & Culture; MCE (Continuing Education), MC (Counselling) and MEd in the Faculty of Education; MEdes and MArch in the Faculty of Environmental Design; MFA and MMus in the Faculty of Fine Arts; MBA in the Haskayne School of Business; MKin in the Faculty of Kinesiology; LLM in the Faculty of Law; MBT and MCM in the Faculty of Medicine; MN in the Faculty of Nursing; MPM (Project Management) and MEng in the Schulich School of Engineering; MEc (Economics), MGIS (Geography) and MSS (Military Studies) in the Faculty of Social Sciences and MSW in the Faculty of Social Work.

(b) The "Diploma/Certificate" column refers to the Postgraduate Certificate in Counselling and the Graduate Certificate and Diploma Programs in the Graduate Division of Educational Research in the Faculty of Education; the Post-Master's Diploma in the Faculty of Nursing; and the Post-Master's Diploma in Advanced Studies in Social Work in the Faculty of Social Work.

(c) These are total enrolments in the Campus Alberta Master of Counselling and Graduate Certificate in Counselling programs which are conjoint programs represented through a partnership of the University of Calgary, Athabasca University and University of Lethbridge.

(d) Formerly named Resources and the Environment.

FULL-TIME GRADUATE STUDENTS
BY FIELD OF STUDY, SEX, AND DEGREE SOUGHT (Continued)
(FALL 2006)

| FIELD OF STUDY | MA | | MSc | | OTHER MASTER'S DEGREE(a) | | EDD | | PhD | | DIPLOMA/ CERTIF- ICATE (b) | | TOTAL | | GRAND TOTAL |
|---|-----|-----|-----|-----|--------------------------------|-----|-----|----|-----|-----|----------------------------------|----|-------|-------|----------------|
| | M | F | M | F | M | F | M | F | M | F | M | F | M | F | |
| MEDICINE | | | | | | | | | | | | | | | |
| Biochemistry & Molecular Biology | - | - | 14 | 20 | - | - | - | - | 16 | 28 | - | - | 30 | 48 | 78 |
| Biomedical Technology | - | - | 1 | - | 10 | 13 | - | - | - | - | - | - | 11 | 13 | 24 |
| Cardiovascular/Respiratory Sciences | - | - | 5 | 9 | - | - | - | - | 11 | 7 | - | - | 16 | 16 | 32 |
| Community Health Sciences | - | - | 16 | 34 | - | - | - | - | 9 | 26 | - | - | 25 | 60 | 85 |
| Gastrointestinal Sciences | - | - | 3 | 3 | - | - | - | - | 4 | 1 | - | - | 7 | 4 | 11 |
| Medical Science | - | - | 25 | 40 | - | - | - | - | 16 | 15 | - | - | 41 | 55 | 96 |
| Microbiology & Infectious Diseases | - | - | 6 | 6 | - | - | - | - | 3 | 6 | - | - | 9 | 12 | 21 |
| Neurosciences | - | - | 17 | 16 | - | - | - | - | 23 | 17 | - | - | 40 | 33 | 73 |
| TOTAL MEDICINE | - | - | 87 | 128 | 10 | 13 | - | - | 82 | 100 | - | - | 179 | 241 | 420 |
| NURSING | | | | | | | | | | | | | | | |
| | - | - | - | - | - | 38 | - | - | 4 | 22 | 1 | 3 | 5 | 63 | 68 |
| SCHULICH SCHOOL OF ENGINEERING | | | | | | | | | | | | | | | |
| Biomedical Engineering | - | - | 1 | 4 | - | - | - | - | 7 | 6 | - | - | 8 | 10 | 18 |
| Chemical | - | - | 57 | 27 | 92 | 18 | - | - | 33 | 7 | - | - | 182 | 52 | 234 |
| Civil | - | - | 44 | 17 | 68 | 14 | - | - | 44 | 5 | - | - | 156 | 36 | 192 |
| Electrical | - | - | 95 | 29 | 8 | 2 | - | - | 66 | 12 | - | - | 169 | 43 | 212 |
| Geomatics | - | - | 28 | 8 | 2 | 1 | - | - | 28 | 12 | - | - | 58 | 21 | 79 |
| Mechanical & Manufacturing | - | - | 46 | 14 | 20 | 1 | - | - | 43 | 10 | - | - | 109 | 25 | 134 |
| TOTAL SCHULICH SCHOOL OF ENGINEERING | - | - | 271 | 99 | 190 | 36 | - | - | 221 | 52 | - | - | 682 | 187 | 869 |
| SCIENCE | | | | | | | | | | | | | | | |
| Biological Sciences | - | - | 28 | 48 | - | - | - | - | 33 | 31 | - | - | 61 | 79 | 140 |
| Chemistry | - | - | 20 | 24 | - | - | - | - | 25 | 23 | - | - | 45 | 47 | 92 |
| Computer Science | - | - | 66 | 20 | - | - | - | - | 44 | 14 | - | - | 110 | 34 | 144 |
| Geology & Geophysics | - | - | 32 | 37 | - | - | - | - | 37 | 8 | - | - | 69 | 45 | 114 |
| Mathematics & Statistics | - | - | 27 | 11 | - | - | - | - | 13 | - | - | - | 40 | 11 | 51 |
| Physics & Astronomy | - | - | 21 | 12 | - | - | - | - | 23 | 8 | - | - | 44 | 20 | 64 |
| TOTAL SCIENCE | - | - | 194 | 152 | - | - | - | - | 175 | 84 | - | - | 369 | 236 | 605 |
| SOCIAL SCIENCES | | | | | | | | | | | | | | | |
| Anthropology | 4 | 11 | - | - | - | - | - | - | 3 | 7 | - | - | 7 | 18 | 25 |
| Archaeology | 10 | 6 | - | - | - | - | - | - | 8 | 12 | - | - | 18 | 18 | 36 |
| Clinical Psychology | - | - | 1 | 10 | - | - | - | - | 3 | 22 | - | - | 4 | 32 | 36 |
| Economics | 12 | 11 | - | - | - | - | - | - | 17 | 8 | - | - | 29 | 19 | 48 |
| Geography | 1 | 2 | 10 | 12 | 31 | 26 | - | - | 18 | 7 | - | - | 60 | 47 | 107 |
| History | 13 | 13 | - | - | - | - | - | - | 8 | 9 | - | - | 21 | 22 | 43 |
| International Indigenous Studies | - | - | - | - | - | - | - | - | 1 | - | - | - | 1 | - | 1 |
| Linguistics | - | 6 | - | - | - | - | - | - | 1 | 3 | - | - | 1 | 9 | 10 |
| Military & Strategic Studies | - | - | - | - | 16 | 4 | - | - | 7 | 2 | - | - | 23 | 6 | 29 |
| Political Science | 21 | 8 | - | - | - | - | - | - | 12 | 2 | - | - | 33 | 10 | 43 |
| Psychology | - | - | 9 | 15 | - | - | - | - | 6 | 14 | - | - | 15 | 29 | 44 |
| Sociology | 6 | 21 | - | - | - | - | - | - | 15 | 9 | - | - | 21 | 30 | 51 |
| TOTAL SOCIAL SCIENCES | 67 | 78 | 20 | 37 | 47 | 30 | - | - | 99 | 95 | - | - | 233 | 240 | 473 |
| SOCIAL WORK | | | | | | | | | | | | | | | |
| | - | - | - | - | 7 | 104 | - | - | 11 | 30 | - | - | 18 | 134 | 152 |
| SUSTAINABLE ENERGY DEVELOPMENT (e) | | | | | | | | | | | | | | | |
| | - | - | 9 | 2 | - | - | - | - | - | - | - | - | 9 | 2 | 11 |
| TOTAL FULL-TIME GRADUATE | 121 | 170 | 614 | 502 | 724 | 812 | 27 | 48 | 729 | 558 | 7 | 28 | 2 222 | 2 118 | 4 340 |

(e) Formerly named Energy and the Environment.

**PART-TIME GRADUATE STUDENTS
BY FIELD OF STUDY, SEX AND DEGREE SOUGHT
(FALL 2006)**

| FIELD OF STUDY | MA | | MSc | | OTHER MASTER'S DEGREE(a) | | EDD | | PhD | | DIPLOMA/ CERTIF- ICATE (b) | | TOTAL | | GRAND TOTAL |
|---|----|---|-----|----|--------------------------------|-----|-----|----|-----|---|----------------------------------|--------|-------|-----|----------------|
| | M | F | M | F | M | F | M | F | M | F | M | F | M | F | |
| COMMUNICATION & CULTURE | | | | | | | | | | | | | | | |
| Communications Studies | - | 1 | - | - | 7 | 19 | - | - | - | 1 | - | - | 7 | 21 | 28 |
| EDUCATION | | | | | | | | | | | | | | | |
| Applied Psychology | - | - | - | 11 | 3 | 7 | - | - | 1 | 1 | - | - | 4 | 19 | 23 |
| Counselling (c) | - | - | - | - | 5 | 22 | - | - | - | - | 2 | 11 (d) | 7 | 33 | 40 |
| Educational Research | 2 | 5 | - | 5 | 145 | 297 | 3 | 11 | 3 | 4 | 3 | 7 | 156 | 329 | 485 |
| -Continuing Education | - | - | - | - | 1 | 15 | - | - | - | - | - | - | 1 | 15 | 16 |
| TOTAL EDUCATION | 2 | 5 | - | 16 | 154 | 341 | 3 | 11 | 4 | 5 | 5 | 18 | 168 | 396 | 564 |
| ENVIRONMENTAL DESIGN | | | | | | | | | | | | | | | |
| Architecture | - | - | - | - | 1 | - | - | - | - | - | - | - | 1 | - | 1 |
| Environmental Design | - | - | - | - | 1 | 1 | - | - | - | 1 | - | - | 1 | 2 | 3 |
| Environmental Science | - | - | - | - | - | 2 | - | - | - | - | - | - | - | 2 | 2 |
| Planning | - | - | - | - | 1 | - | - | - | - | - | - | - | 1 | - | 1 |
| Unclassified | - | - | - | - | 3 | 5 | - | - | - | - | - | - | 3 | 5 | 8 |
| TOTAL ENVIRONMENTAL DESIGN | - | - | - | - | 6 | 8 | - | - | - | 1 | - | - | 6 | 9 | 15 |
| FINE ARTS | | | | | | | | | | | | | | | |
| Drama | - | - | - | - | 2 | 1 | - | - | - | - | - | - | 2 | 1 | 3 |
| Music | - | 1 | - | - | - | - | - | - | - | - | - | - | - | 1 | 1 |
| TOTAL FINE ARTS | - | 1 | - | - | 2 | 1 | - | - | - | - | - | - | 2 | 2 | 4 |
| HASKAYNE SCHOOL OF BUSINESS | - | - | - | - | 73 | 45 | - | - | - | 1 | - | - | 73 | 46 | 119 |
| HUMANITIES | | | | | | | | | | | | | | | |
| English | 1 | 3 | - | - | - | - | - | - | - | - | - | - | 1 | 3 | 4 |
| French, Italian & Spanish | - | 3 | - | - | - | - | - | - | - | 1 | - | - | - | 4 | 4 |
| Greek & Roman Studies | - | 2 | - | - | - | - | - | - | - | 2 | - | - | - | 4 | 4 |
| Philosophy | - | - | - | - | - | - | - | - | - | 1 | - | - | - | 1 | 1 |
| Religious Studies | - | 1 | - | - | - | - | - | - | - | 1 | - | - | - | 2 | 2 |
| TOTAL HUMANITIES | 1 | 9 | - | - | - | - | - | - | - | 5 | - | - | 1 | 14 | 15 |
| INTERDISCIPLINARY GRADUATE PROGRAM (e) | - | 1 | - | 1 | - | - | - | - | - | 3 | - | - | - | 5 | 5 |
| KINESIOLOGY | - | - | - | 1 | 2 | - | - | - | - | - | - | - | 2 | 1 | 3 |
| LAW | - | - | - | - | - | 2 | - | - | - | - | - | - | - | 2 | 2 |

(a) The "Other Master's Degree" column refers to MCS in the Faculty of Communication & Culture; MCE (Continuing Education), MC (Counselling) and MEd in the Faculty of Education; MEDes and MArch in the Faculty of Environmental Design; MFA and MMus in the Faculty of Fine Arts; MBA in the Haskayne School of Business; MKin in the Faculty of Kinesiology; LLM in the Faculty of Law; MBT and MCM in the Faculty of Medicine; MN in the Faculty of Nursing; MPM (Project Management) and MEng in the Schulich School of Engineering; MEc (Economics), MGIS (Geography) and MSS (Military Studies) in the Faculty of Social Sciences and MSW in the Faculty of Social Work.

(b) The "Diploma/Certificate" column refers to the Postgraduate Certificate in Counselling and the Graduate Certificate and Diploma Programs in the Graduate Division of Educational Research in the Faculty of Education; the Post-Master's Diploma in the Faculty of Nursing; and the Post-Master's Diploma in Advanced Studies in Social Work in the Faculty of Social Work.

(c) These are total enrolments in the Campus Alberta Master of Counselling program which is a conjoint program represented through a partnership of the University of Calgary, Athabasca University and University of Lethbridge.

(d) Includes 2 male and 5 female unclassified students.

(e) Formerly named Resources and the Environment.

PART-TIME GRADUATE STUDENTS
BY FIELD OF STUDY, SEX, AND DEGREE SOUGHT (Continued)
(FALL 2006)

| FIELD OF STUDY | MA | | MSc | | OTHER MASTER'S DEGREE(a) | | EDD | | PhD | | DIPLOMA/ CERTIF- ICATE (b) | | TOTAL | | GRAND TOTAL |
|---|----|----|-----|----|--------------------------------|-----|-----|----|-----|----|----------------------------------|----|-------|-----|----------------|
| | M | F | M | F | M | F | M | F | M | F | M | F | M | F | |
| MEDICINE | | | | | | | | | | | | | | | |
| Biochemistry & Molecular Biology | - | - | 1 | - | - | - | - | - | - | - | - | - | 1 | - | 1 |
| Biomedical Technology | - | - | - | - | - | 2 | - | - | - | - | - | - | - | 2 | 2 |
| Cardiovascular/Respiratory Sciences | - | - | - | 1 | - | - | - | - | - | - | - | - | - | 1 | 1 |
| Community Health Sciences | - | - | 2 | 2 | - | - | - | - | 1 | - | - | - | 3 | 2 | 5 |
| Medical Science | - | - | 6 | 7 | - | - | - | - | 1 | - | - | - | 7 | 7 | 14 |
| Microbiology & Infectious Diseases | - | - | - | 1 | - | - | - | - | - | - | - | - | - | 1 | 1 |
| TOTAL MEDICINE | - | - | 9 | 11 | - | 2 | - | - | 2 | - | - | - | 11 | 13 | 24 |
| NURSING | | | | | | | | | | | | | | | |
| | - | - | - | - | 1 | 44 | - | - | - | 4 | - | - | 1 | 48 | 49 |
| SCHULICH SCHOOL OF ENGINEERING | | | | | | | | | | | | | | | |
| Biomedical Engineering | - | - | 2 | - | - | - | - | - | - | - | - | - | 2 | - | 2 |
| Chemical | - | - | 5 | 1 | 52 | 14 | - | - | 4 | - | - | - | 61 | 15 | 76 |
| Civil | - | - | 11 | 3 | 54 | 16 | - | - | 3 | 1 | - | - | 68 | 20 | 88 |
| Electrical | - | - | 14 | 2 | 26 | 7 | - | - | 3 | 3 | - | - | 43 | 12 | 55 |
| Geomatics | - | - | 3 | 3 | 2 | 2 | - | - | 6 | - | - | - | 11 | 5 | 16 |
| Mechanical & Manufacturing | - | - | 3 | 1 | 32 | 5 | - | - | - | 1 | - | - | 35 | 7 | 42 |
| TOTAL SCHULICH SCHOOL OF ENGINEERING | - | - | 38 | 10 | 166 | 44 | - | - | 16 | 5 | - | - | 220 | 59 | 279 |
| SCIENCE | | | | | | | | | | | | | | | |
| Biological Sciences | - | - | - | 1 | - | - | - | - | 1 | - | - | - | 1 | 1 | 2 |
| Computer Science | - | - | 14 | 5 | - | - | - | - | 3 | - | - | - | 17 | 5 | 22 |
| Geology & Geophysics | - | - | 11 | 5 | - | - | - | - | 2 | - | - | - | 13 | 5 | 18 |
| Physics & Astronomy | - | - | 1 | 2 | - | - | - | - | 2 | - | - | - | 3 | 2 | 5 |
| TOTAL SCIENCE | - | - | 26 | 13 | - | - | - | - | 8 | - | - | - | 34 | 13 | 47 |
| SOCIAL SCIENCES | | | | | | | | | | | | | | | |
| Anthropology | 1 | 1 | - | - | - | - | - | - | 1 | - | - | - | 2 | 1 | 3 |
| Archaeology | - | 1 | - | - | - | - | - | - | 1 | - | - | - | 1 | 1 | 2 |
| Clinical Psychology | - | - | - | - | - | - | - | - | - | 1 | - | - | - | 1 | 1 |
| Economics | 6 | 3 | - | - | 4 | 1 | - | - | - | - | - | - | 10 | 4 | 14 |
| Geography | - | - | 4 | - | 24 | 11 | - | - | - | - | - | - | 28 | 11 | 39 |
| History | 1 | - | - | - | - | - | - | - | - | 2 | - | - | 1 | 2 | 3 |
| Linguistics | 1 | 3 | - | - | - | - | - | - | - | - | - | - | 1 | 3 | 4 |
| Military & Strategic Studies | - | - | - | - | 6 | 4 | - | - | - | - | - | - | 6 | 4 | 10 |
| Political Science | 1 | - | - | - | - | - | - | - | 1 | - | - | - | 2 | - | 2 |
| TOTAL SOCIAL SCIENCES | 10 | 8 | 4 | - | 34 | 16 | - | - | 3 | 3 | - | - | 51 | 27 | 78 |
| SOCIAL WORK | | | | | | | | | | | | | | | |
| | - | - | - | - | 6 | 55 | - | - | - | - | 3 | 3 | 9 | 58 | 67 |
| COMBINED DEGREES | | | | | | | | | | | | | | | |
| Master of Biomedical Technology/ Master of Business Administration | - | - | - | - | 1 | - | - | - | - | - | - | - | 1 | - | 1 |
| TOTAL PART-TIME GRADUATE | 13 | 25 | 77 | 52 | 452 | 577 | 3 | 11 | 33 | 28 | 8 | 21 | 586 | 714 | 1 300 |

(f) Formerly named Energy and the Environment.

**FULL-TIME GRADUATE STUDENTS
BY FIELD OF STUDY, DEGREE SOUGHT AND THESIS/COURSE BASED PROGRAM
(FALL 2006)**

| FIELD OF STUDY | MASTER'S LEVEL | | | | | | TOTAL | DOCTORAL EdD/ PHD (b) | DIPLOMA CERTIF- ICATE (c) | GRAND TOTAL |
|--|----------------|--------|--------|--------|-----------|--------|-------|-----------------------------|---------------------------------|----------------|
| | MA | | MSc | | OTHER (a) | | | | | |
| | COURSE | THESIS | COURSE | THESIS | COURSE | THESIS | | | | |
| COMMUNICATION & CULTURE | | | | | | | | | | |
| Communications Studies | - | 25 | - | - | 1 | - | 26 | 18 | - | 44 |
| EDUCATION | | | | | | | | | | |
| Applied Psychology | - | - | - | 56 | 3 | - | 59 | 41 | - | 100 |
| Counselling (d) | - | - | - | - | 251 | - | 251 | - | 25 | 276 |
| Educational Psychology | - | - | - | - | - | - | - | 2 | - | 2 |
| Educational Research | - | 31 | - | 7 | 145 | 3 | 186 | 148 | 6 | 340 |
| -Continuing Education | - | - | - | - | 4 | - | 4 | - | - | 4 |
| TOTAL EDUCATION | - | 31 | - | 63 | 403 | 3 | 500 | 191 | 31 | 722 |
| ENVIRONMENTAL DESIGN | | | | | | | | | | |
| Architecture (MArch) | - | - | - | - | 87 | - | 87 | - | - | 87 |
| Environmental Design | - | - | - | - | 21 | - | 21 | 16 | - | 37 |
| Environmental Science | - | - | - | - | 43 | - | 43 | - | - | 43 |
| Industrial Design | - | - | - | - | 35 | - | 35 | - | - | 35 |
| Planning | - | - | - | - | 44 | - | 44 | - | - | 44 |
| Urban Design | - | - | - | - | 16 | - | 16 | - | - | 16 |
| No Major | - | - | - | - | 1 | - | 1 | - | - | 1 |
| TOTAL ENVIRONMENTAL DESIGN | - | - | - | - | 247 | - | 247 | 16 | - | 263 |
| FINE ARTS | | | | | | | | | | |
| Art | - | - | - | - | - | 13 | 13 | - | - | 13 |
| Drama | - | - | - | - | - | 21 | 21 | - | - | 21 |
| Music | - | 4 | - | - | - | 15 | 19 | 6 | - | 25 |
| TOTAL FINE ARTS | - | 4 | - | - | - | 49 | 53 | 6 | - | 59 |
| HASKAYNE SCHOOL OF BUSINESS | - | - | - | - | 323 | 10 | 333 | 34 | - | 367 |
| HUMANITIES | | | | | | | | | | |
| English | - | 27 | - | - | - | - | 27 | 36 | - | 63 |
| French, Italian & Spanish | - | 11 | - | - | - | - | 11 | 6 | - | 17 |
| Germanic, Slavic & East Asian Studies | - | 6 | - | - | - | - | 6 | - | - | 6 |
| Greek & Roman Studies | - | 6 | - | - | - | - | 6 | 9 | - | 15 |
| Philosophy | 2 | 9 | - | - | - | - | 11 | 16 | - | 27 |
| Religious Studies | - | 20 | - | - | - | - | 20 | 13 | - | 33 |
| TOTAL HUMANITIES | 2 | 79 | - | - | - | - | 81 | 80 | - | 161 |
| INTERDISCIPLINARY GRADUATE PROGRAM (e) | - | 5 | - | 8 | - | - | 13 | 23 | - | 36 |
| KINESIOLOGY | - | - | - | 46 | 9 | 1 | 56 | 19 | - | 75 |
| LAW | - | - | - | - | - | 15 | 15 | - | - | 15 |

(a) The "Other Master's Degree" column refers to MCS in the Faculty of Communication & Culture; MCE (Continuing Education), MC (Counselling) and MEd in the Faculty of Education; MEdes and MArch in the Faculty of Environmental Design; MFA and MMus in the Faculty of Fine Arts; MBA in the Haskayne School of Business; MKin in the Faculty of Kinesiology; LLM in the Faculty of Law; MBT and MCM in the Faculty of Medicine; MPM (Project Management) and MEng in the Schulich School of Engineering; MN in the Faculty of Nursing; MEc (Economics), MGIS (Geography) and MSS (Military Studies) in the Faculty of Social Sciences and MSW in the Faculty of Social Work.

(b) Includes EdD degrees in Education.

(c) The "Diploma/Certificate" column refers to the Postgraduate Certificate in Counselling and the Graduate Certificate and Diploma Programs in the Graduate Division of Educational Research in the Faculty of Education; the Post-Master's Diploma in the Faculty of Nursing; and the Post-Master's Diploma in Advanced Studies in Social Work in the Faculty of Social Work.

(d) These are total enrolments in the Campus Alberta Master of Counselling and Graduate Certificate in Counselling programs which are conjoint programs represented through a partnership of the University of Calgary, Athabasca University and University of Lethbridge.

(e) Formerly named Resources and the Environment.

FULL-TIME GRADUATE STUDENTS
BY FIELD OF STUDY, DEGREE SOUGHT AND THESIS/COURSE BASED PROGRAM (Continued)
(FALL 2006)

| FIELD OF STUDY | MASTER'S LEVEL | | | | | | TOTAL | DOCTORAL EdD/ PHD (c) | DIPLOMA CERTIF- ICATE (d) | GRAND TOTAL |
|---|----------------|--------|--------|--------|-----------|--------|-------|-----------------------------|---------------------------------|----------------|
| | MA | | MSc | | OTHER (a) | | | | | |
| | COURSE | THESIS | COURSE | THESIS | COURSE | THESIS | | | | |
| MEDICINE | | | | | | | | | | |
| Biochemistry & Molecular Biology | - | - | - | 34 | - | - | 34 | 44 | - | 78 |
| Biomedical Technology | - | - | - | 1 | 23 | - | 24 | - | - | 24 |
| Cardiovascular/Respiratory Sciences | - | - | - | 14 | - | - | 14 | 18 | - | 32 |
| Community Health Sciences | - | - | - | 50 | - | - | 50 | 35 | - | 85 |
| Gastrointestinal Sciences | - | - | - | 6 | - | - | 6 | 5 | - | 11 |
| Medical Science | - | - | - | 65 | - | - | 65 | 31 | - | 96 |
| Microbiology & Infectious Diseases | - | - | - | 12 | - | - | 12 | 9 | - | 21 |
| Neurosciences | - | - | - | 33 | - | - | 33 | 40 | - | 73 |
| TOTAL MEDICINE | - | - | - | 215 | 23 | - | 238 | 182 | - | 420 |
| NURSING | - | - | - | - | 24 | 14 | 38 | 26 | 4 | 68 |
| SCHULICH SCHOOL OF ENGINEERING | | | | | | | | | | |
| Biomedical Engineering | - | - | - | 5 | - | - | 5 | 13 | - | 18 |
| Chemical | - | - | - | 84 | 108 | 2 | 194 | 40 | - | 234 |
| Civil | - | - | - | 61 | 80 | 2 | 143 | 49 | - | 192 |
| Electrical | - | - | - | 124 | 9 | 1 | 134 | 78 | - | 212 |
| Geomatics | - | - | 1 | 35 | 3 | - | 39 | 40 | - | 79 |
| Mechanical | - | - | - | 60 | 19 | 2 | 81 | 53 | - | 134 |
| TOTAL SCHULICH SCHOOL OF ENGINEERING | - | - | 1 | 369 | 219 | 7 | 596 | 273 | - | 869 |
| SCIENCE | | | | | | | | | | |
| Biological Sciences | - | - | - | 76 | - | - | 76 | 64 | - | 140 |
| Chemistry | - | - | - | 44 | - | - | 44 | 48 | - | 92 |
| Computer Science | - | - | 1 | 85 | - | - | 86 | 58 | - | 144 |
| Geology & Geophysics | - | - | 6 | 63 | - | - | 69 | 45 | - | 114 |
| Mathematics & Statistics | - | - | 4 | 34 | - | - | 38 | 13 | - | 51 |
| Physics & Astronomy | - | - | - | 33 | - | - | 33 | 31 | - | 64 |
| TOTAL SCIENCE | - | - | 11 | 335 | - | - | 346 | 259 | - | 605 |
| SOCIAL SCIENCES | | | | | | | | | | |
| Anthropology | - | 15 | - | - | - | - | 15 | 10 | - | 25 |
| Archaeology | - | 16 | - | - | - | - | 16 | 20 | - | 36 |
| Clinical Psychology | - | - | - | 11 | - | - | 11 | 25 | - | 36 |
| Economics | 4 | 19 | - | - | - | - | 23 | 25 | - | 48 |
| Geography | - | 3 | - | 22 | 57 | - | 82 | 25 | - | 107 |
| History | - | 26 | - | - | - | - | 26 | 17 | - | 43 |
| International Indigenous Studies | - | - | - | - | - | - | - | 1 | - | 1 |
| Linguistics | - | 6 | - | - | - | - | 6 | 4 | - | 10 |
| Military & Strategic Studies | - | - | - | - | 2 | 18 | 20 | 9 | - | 29 |
| Political Science | - | 29 | - | - | - | - | 29 | 14 | - | 43 |
| Psychology | - | - | - | 24 | - | - | 24 | 20 | - | 44 |
| Sociology | - | 27 | - | - | - | - | 27 | 24 | - | 51 |
| TOTAL SOCIAL SCIENCES | 4 | 141 | - | 57 | 59 | 18 | 279 | 194 | - | 473 |
| SOCIAL WORK | - | - | - | - | 86 | 25 | 111 | 41 | - | 152 |
| SUSTAINABLE ENERGY DEVELOPMENT (f) | | | | | | | | | | |
| | - | - | 11 | - | - | - | 11 | - | - | 11 |
| TOTAL FULL-TIME GRADUATE | 6 | 285 | 23 | 1 093 | 1 394 | 142 | 2 943 | 1 362 | 35 | 4 340 |

(f) Formerly named Energy and the Environment.

**PART-TIME GRADUATE STUDENTS
BY FIELD OF STUDY, DEGREE SOUGHT AND THESIS/COURSE BASED PROGRAM
(FALL 2006)**

| FIELD OF STUDY | MASTER'S LEVEL | | | | | | TOTAL | DOCTORAL EdD/ PHD (b) | DIPLOMA CERTIF- ICATE (c) | GRAND TOTAL |
|--|----------------|----------|----------|-----------|------------|----------|------------|-----------------------------|---------------------------------|----------------|
| | MA | | MSc | | OTHER (a) | | | | | |
| | COURSE | THESIS | COURSE | THESIS | COURSE | THESIS | | | | |
| COMMUNICATION & CULTURE | | | | | | | | | | |
| Communications Studies | - | 1 | - | - | 26 | - | 27 | 1 | - | 28 |
| EDUCATION | | | | | | | | | | |
| Applied Psychology | - | - | - | 11 | 10 | - | 21 | 2 | - | 23 |
| Counselling (d) | - | - | - | - | 27 | - | 27 | - | 13 (e) | 40 |
| Educational Research | - | 7 | - | 5 | 442 | - | 454 | 21 | 10 | 485 |
| -Continuing Education | - | - | - | - | 16 | - | 16 | - | - | 16 |
| TOTAL EDUCATION | - | 7 | - | 16 | 495 | - | 518 | 23 | 23 | 564 |
| ENVIRONMENTAL DESIGN | | | | | | | | | | |
| Architecture | - | - | - | - | 1 | - | 1 | - | - | 1 |
| Environmental Design | - | - | - | - | 2 | - | 2 | 1 | - | 3 |
| Environmental Science | - | - | - | - | 2 | - | 2 | - | - | 2 |
| Planning | - | - | - | - | 1 | - | 1 | - | - | 1 |
| Unclassified | - | - | - | - | 8 | - | 8 | - | - | 8 |
| TOTAL ENVIRONMENTAL DESIGN | - | - | - | - | 14 | - | 14 | 1 | - | 15 |
| FINE ARTS | | | | | | | | | | |
| Drama | - | - | - | - | - | 3 | 3 | - | - | 3 |
| Music | - | 1 | - | - | - | - | 1 | - | - | 1 |
| TOTAL FINE ARTS | - | 1 | - | - | - | 3 | 4 | - | - | 4 |
| HASKAYNE SCHOOL OF BUSINESS | - | - | - | - | 118 | - | 118 | 1 | - | 119 |
| HUMANITIES | | | | | | | | | | |
| English | 1 | 3 | - | - | - | - | 4 | - | - | 4 |
| French, Italian & Spanish | 1 | 2 | - | - | - | - | 3 | 1 | - | 4 |
| Greek & Roman Studies | - | 2 | - | - | - | - | 2 | 2 | - | 4 |
| Philosophy | - | - | - | - | - | - | - | 1 | - | 1 |
| Religious Studies | - | 1 | - | - | - | - | 1 | 1 | - | 2 |
| TOTAL HUMANITIES | 2 | 8 | - | - | - | - | 10 | 5 | - | 15 |
| INTERDISCIPLINARY GRADUATE PROGRAM (f) | - | 1 | - | 1 | - | - | 2 | 3 | - | 5 |
| KINESIOLOGY | - | - | - | 1 | 2 | - | 3 | - | - | 3 |
| LAW | - | - | - | - | - | 2 | 2 | - | - | 2 |

(a) The "Other Master's Degree" column refers to MCS in the Faculty of Communication & Culture; MCE (Continuing Education), MC (Counselling) and MEd in the Faculty of Education; MEdes and MArch in the Faculty of Environmental Design; MFA and MMus in the Faculty of Fine Arts; MBA in the Haskayne School of Business; MKin in the Faculty of Kinesiology; LLM in the Faculty of Law; MBT and MCM in the Faculty of Medicine; MN in the Faculty of Nursing; MPM (Project Management) and MEng in the Schulich School of Engineering; MEc (Economics), MGIS (Geography) and MSS (Military Studies) in the Faculty of Social Sciences and MSW in the Faculty of Social Work.

(b) Includes EdD degrees in Education.

(c) The "Diploma/Certificate" column refers to the Postgraduate Certificate in Counselling and the Graduate Certificate and Diploma Programs in the Graduate Division of Educational Research in the Faculty of Education; the Post-Master's Diploma in the Faculty of Nursing; and the Post-Master's Diploma in Advanced Studies in Social Work in the Faculty of Social Work.

(d) These are total enrolments in the Campus Alberta Master of Counselling conjoint program represented through a partnership of the University of Calgary, Athabasca University and University of Lethbridge.

(e) Includes 7 unclassified students.

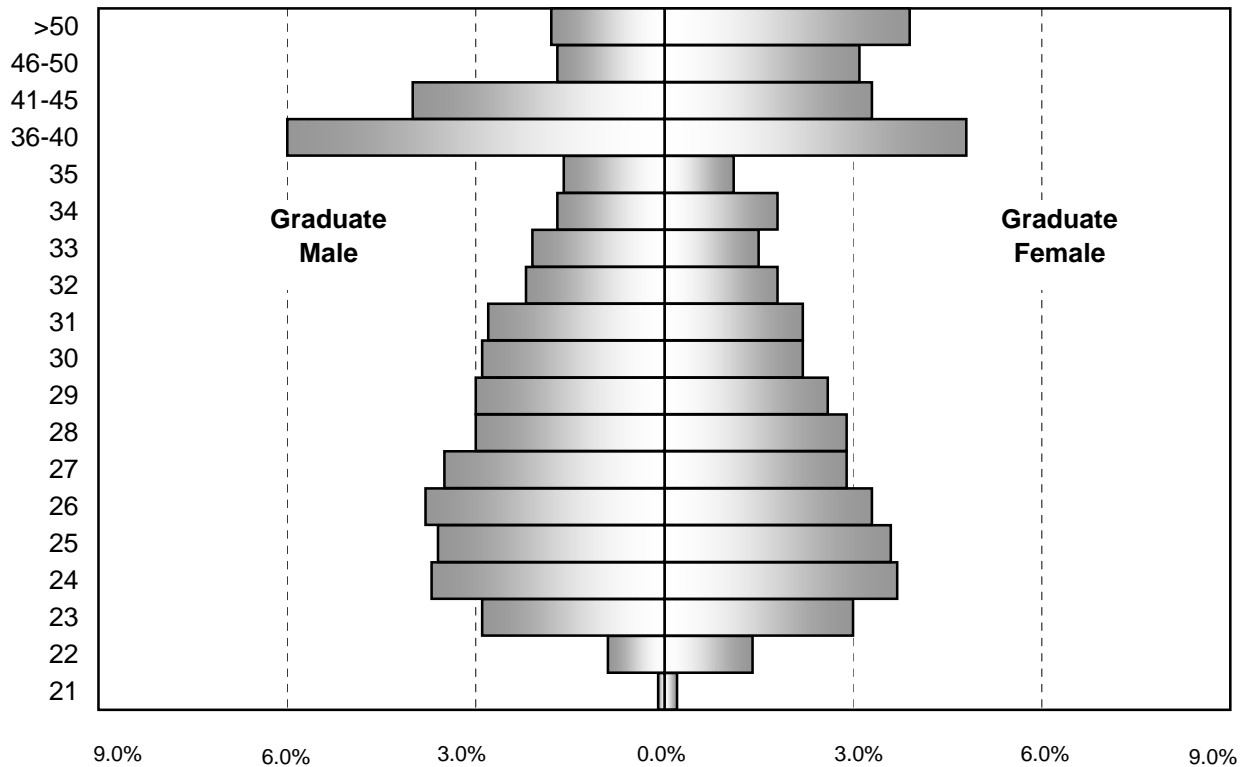
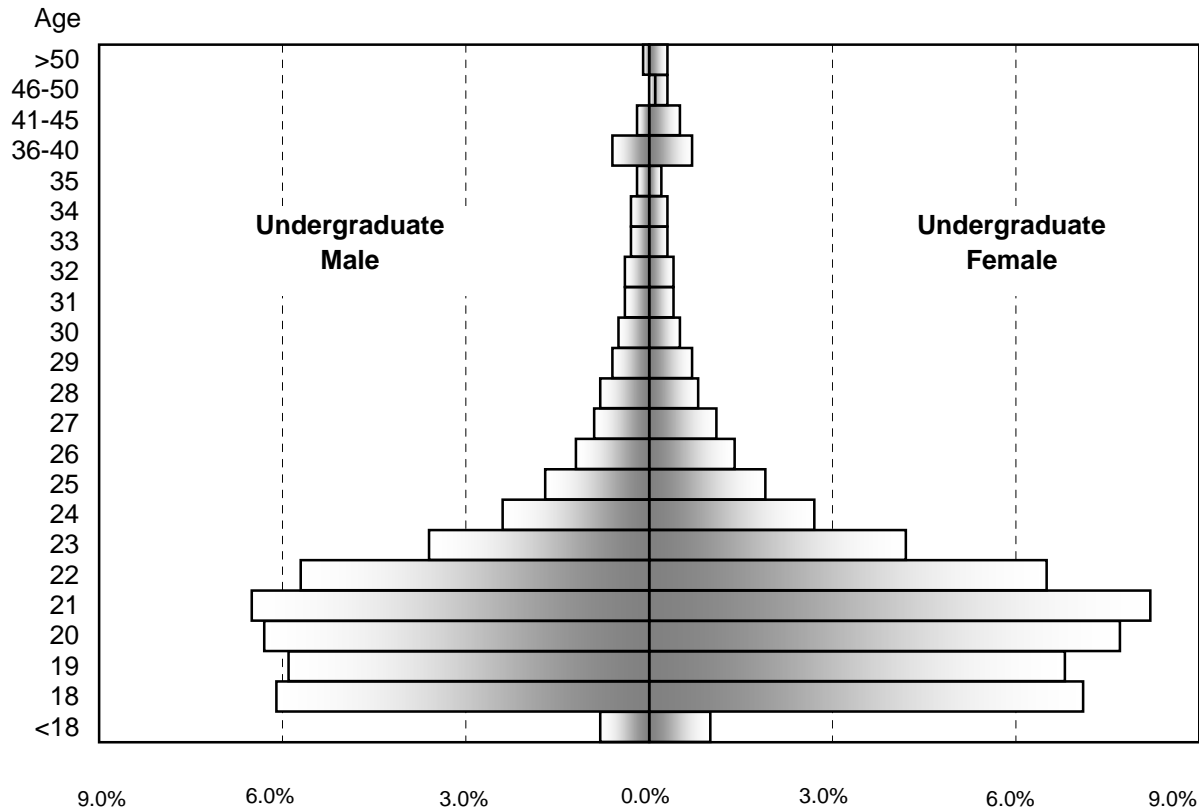
(f) Formerly named Resources and the Environment.

PART-TIME GRADUATE STUDENTS
BY FIELD OF STUDY, DEGREE SOUGHT AND THESIS/COURSE BASED PROGRAM (Continued)
(FALL 2006)

| FIELD OF STUDY | MASTER'S LEVEL | | | | | | TOTAL | DOCTORAL EdD/ PHD (c) | DIPLOMA CERTIF- ICATE (d) | GRAND TOTAL |
|---|----------------|--------|--------|--------|-----------|--------|-------|-----------------------------|---------------------------------|----------------|
| | MA | | MSc | | OTHER (a) | | | | | |
| | COURSE | THESIS | COURSE | THESIS | COURSE | THESIS | | | | |
| MEDICINE | | | | | | | | | | |
| Biochemistry & Molecular Biology | - | - | - | 1 | - | - | 1 | - | - | 1 |
| Biomedical Technology | - | - | - | - | 2 | - | 2 | - | - | 2 |
| Cardiovascular/Respiratory Sciences | - | - | - | 1 | - | - | 1 | - | - | 1 |
| Community Health Sciences | - | - | - | 4 | - | - | 4 | 1 | - | 5 |
| Medical Science | - | - | - | 13 | - | - | 13 | 1 | - | 14 |
| Microbiology & Infectious Diseases | - | - | - | 1 | - | - | 1 | - | - | 1 |
| TOTAL MEDICINE | - | - | - | 20 | 2 | - | 22 | 2 | - | 24 |
| NURSING | | | | | | | | | | |
| | - | - | - | - | 39 | 6 | 45 | 4 | - | 49 |
| SCHULICH SCHOOL OF ENGINEERING | | | | | | | | | | |
| Biomedical Engineering | - | - | - | 2 | - | - | 2 | - | - | 2 |
| Chemical | - | - | - | 6 | 57 | 9 | 72 | 4 | - | 76 |
| Civil | - | - | - | 14 | 62 | 8 | 84 | 4 | - | 88 |
| Electrical | - | - | - | 16 | 30 | 3 | 49 | 6 | - | 55 |
| Geomatics | - | - | - | 6 | 4 | - | 10 | 6 | - | 16 |
| Mechanical | - | - | - | 4 | 27 | 10 | 41 | 1 | - | 42 |
| TOTAL SCHULICH SCHOOL OF ENGINEERING | - | - | - | 48 | 180 | 30 | 258 | 21 | - | 279 |
| SCIENCE | | | | | | | | | | |
| Biological Sciences | - | - | - | 1 | - | - | 1 | 1 | - | 2 |
| Computer Science | - | - | 8 | 11 | - | - | 19 | 3 | - | 22 |
| Geology & Geophysics | - | - | 10 | 6 | - | - | 16 | 2 | - | 18 |
| Physics & Astronomy | - | - | - | 3 | - | - | 3 | 2 | - | 5 |
| TOTAL SCIENCE | - | - | 18 | 21 | - | - | 39 | 8 | - | 47 |
| SOCIAL SCIENCES | | | | | | | | | | |
| Anthropology | - | 2 | - | - | - | - | 2 | 1 | - | 3 |
| Archaeology | - | 1 | - | - | - | - | 1 | 1 | - | 2 |
| Clinical Psychology | - | - | - | - | - | - | - | 1 | - | 1 |
| Economics | 2 | 7 | - | - | 5 | - | 14 | - | - | 14 |
| Geography | - | - | - | 4 | 35 | - | 39 | - | - | 39 |
| History | - | 1 | - | - | - | - | 1 | 2 | - | 3 |
| Linguistics | - | 4 | - | - | - | - | 4 | - | - | 4 |
| Military & Strategic Studies | - | - | - | - | 1 | 9 | 10 | - | - | 10 |
| Political Science | - | 1 | - | - | - | - | 1 | 1 | - | 2 |
| TOTAL SOCIAL SCIENCES | 2 | 16 | - | 4 | 41 | 9 | 72 | 6 | - | 78 |
| SOCIAL WORK | | | | | | | | | | |
| | - | - | - | - | 58 | 3 | 61 | - | 6 | 67 |
| COMBINED DEGREES | | | | | | | | | | |
| Master of Biomedical Technology/ Master of Business Administration | - | - | - | - | 1 | - | 1 | - | - | 1 |
| TOTAL PART-TIME GRADUATE | 4 | 34 | 18 | 111 | 976 | 53 | 1 196 | 75 | 29 | 1 300 |

(g) Formerly named Energy and the Environment.

AGE DISTRIBUTION OF FULL-TIME STUDENTS BY SEX (FALL 2006)



FULL-TIME STUDENTS BY AGE AND SEX
(FALL 2006)

| AGE | UNDERGRADUATE | | | GRADUATE | | | TOTAL | | |
|--------------|---------------|---------------|---------------|--------------|--------------|--------------|---------------|---------------|---------------|
| | MALE | FEMALE | TOTAL | MALE | FEMALE | TOTAL | MALE | FEMALE | TOTAL |
| 15 | - | 1 | 1 | - | - | - | - | 1 | 1 |
| 16 | - | 1 | 1 | - | - | - | - | 1 | 1 |
| 17 | 164 | 244 | 408 | - | - | - | 164 | 244 | 408 |
| 18 | 1 202 | 1 407 | 2 609 | - | - | - | 1 202 | 1 407 | 2 609 |
| 19 | 1 166 | 1 339 | 2 505 | - | - | - | 1 166 | 1 339 | 2 505 |
| 20 | 1 242 | 1 518 | 2 760 | 1 | 1 | 2 | 1 243 | 1 519 | 2 762 |
| 21 | 1 281 | 1 631 | 2 912 | 5 | 10 | 15 | 1 286 | 1 641 | 2 927 |
| 22 | 1 130 | 1 295 | 2 425 | 41 | 59 | 100 | 1 171 | 1 354 | 2 525 |
| 23 | 705 | 823 | 1 528 | 124 | 130 | 254 | 829 | 953 | 1 782 |
| 24 | 483 | 525 | 1 008 | 159 | 159 | 318 | 642 | 684 | 1 326 |
| 25 | 343 | 384 | 727 | 155 | 156 | 311 | 498 | 540 | 1 038 |
| 26 | 245 | 286 | 531 | 165 | 143 | 308 | 410 | 429 | 839 |
| 27 | 185 | 219 | 404 | 151 | 128 | 279 | 336 | 347 | 683 |
| 28 | 166 | 165 | 331 | 130 | 127 | 257 | 296 | 292 | 588 |
| 29 | 120 | 138 | 258 | 132 | 114 | 246 | 252 | 252 | 504 |
| 30 | 90 | 96 | 186 | 124 | 94 | 218 | 214 | 190 | 404 |
| 31 | 88 | 88 | 176 | 123 | 95 | 218 | 211 | 183 | 394 |
| 32 | 79 | 84 | 163 | 96 | 78 | 174 | 175 | 162 | 337 |
| 33 | 65 | 69 | 134 | 93 | 65 | 158 | 158 | 134 | 292 |
| 34 | 58 | 60 | 118 | 74 | 76 | 150 | 132 | 136 | 268 |
| 35 | 42 | 48 | 90 | 71 | 49 | 120 | 113 | 97 | 210 |
| 36 | 38 | 42 | 80 | 74 | 52 | 126 | 112 | 94 | 206 |
| 37 | 33 | 36 | 69 | 50 | 43 | 93 | 83 | 79 | 162 |
| 38 | 16 | 16 | 32 | 47 | 37 | 84 | 63 | 53 | 116 |
| 39 | 12 | 28 | 40 | 52 | 38 | 90 | 64 | 66 | 130 |
| 40 | 19 | 22 | 41 | 39 | 37 | 76 | 58 | 59 | 117 |
| 41 | 13 | 20 | 33 | 39 | 29 | 68 | 52 | 49 | 101 |
| 42 | 12 | 13 | 25 | 41 | 32 | 73 | 53 | 45 | 98 |
| 43 | 9 | 17 | 26 | 38 | 29 | 67 | 47 | 46 | 93 |
| 44 | 4 | 17 | 21 | 33 | 33 | 66 | 37 | 50 | 87 |
| 45 | 2 | 26 | 28 | 23 | 22 | 45 | 25 | 48 | 73 |
| 46 | 5 | 12 | 17 | 21 | 37 | 58 | 26 | 49 | 75 |
| 47 | 5 | 13 | 18 | 12 | 25 | 37 | 17 | 38 | 55 |
| 48 | 2 | 14 | 16 | 14 | 29 | 43 | 16 | 43 | 59 |
| 49 | 3 | 10 | 13 | 16 | 21 | 37 | 19 | 31 | 50 |
| 50 | 3 | 8 | 11 | 11 | 23 | 34 | 14 | 31 | 45 |
| 51-55 | 4 | 37 | 41 | 43 | 102 | 145 | 47 | 139 | 186 |
| 56-60 | 3 | 7 | 10 | 19 | 35 | 54 | 22 | 42 | 64 |
| 61-65 | 2 | 2 | 4 | 4 | 9 | 13 | 6 | 11 | 17 |
| >65 | 1 | - | 1 | 2 | 1 | 3 | 3 | 1 | 4 |
| TOTAL | 9 040 | 10 761 | 19 801 | 2 222 | 2 118 | 4 340 | 11 262 | 12 879 | 24 141 |

**FULL-TIME STUDENTS ON VISAS
BY FACULTY AND COUNTRY OF CITIZENSHIP
(FALL 2006)**

| COUNTRY | UNDERGRADUATE | | | | | | | | | | | | | | | TOTAL |
|------------------------------------|---------------|----|----|----|----|----|----|----|----|----|----|----|----|----|----|-------|
| | CC | ED | EN | FA | HA | HU | KN | LA | MD | NU | OS | SC | SS | SW | CD | |
| NORTH AMERICA | | | | | | | | | | | | | | | | |
| United States | 4 | 1 | - | 1 | 2 | 4 | - | - | 2 | 2 | 2 | 5 | 8 | - | 3 | 34 |
| CARIBBEAN | | | | | | | | | | | | | | | | |
| Barbados | - | - | - | - | - | - | - | - | - | - | - | - | - | - | - | - |
| Cuba | - | - | - | - | - | - | - | - | - | - | - | - | - | - | - | - |
| Dominica | - | - | - | - | - | - | - | - | - | - | - | - | - | - | - | - |
| Jamaica | - | - | - | - | - | - | - | - | - | - | - | - | - | - | - | - |
| Trinidad & Tobago | - | - | - | - | - | - | - | - | - | 1 | - | 1 | - | - | - | 2 |
| TOTAL | - | - | - | - | - | - | - | - | - | 1 | - | 1 | - | - | - | 2 |
| SOUTH & CENTRAL AMERICA | | | | | | | | | | | | | | | | |
| Argentina | 1 | - | - | - | - | - | - | - | 1 | - | - | 1 | - | - | - | 3 |
| Bolivia | - | - | - | - | - | - | - | - | - | - | - | - | - | - | - | - |
| Brazil | - | - | 2 | - | 1 | - | - | - | - | - | 1 | - | - | - | - | 4 |
| Chile | 2 | - | - | - | - | - | - | - | 1 | - | - | - | - | - | - | 3 |
| Colombia | 3 | - | 1 | - | - | - | - | - | - | 1 | - | - | - | - | - | 5 |
| Costa Rica | - | - | - | - | - | - | - | - | - | - | - | - | - | - | - | - |
| Ecuador | 1 | - | - | - | - | - | - | - | - | - | - | - | - | - | - | 1 |
| Guatemala | - | - | - | - | - | - | - | - | - | - | - | - | - | - | - | - |
| Mexico | 1 | - | 4 | - | 4 | - | - | - | 2 | - | - | 1 | 1 | - | - | 13 |
| Peru | - | - | - | - | 1 | - | - | - | - | - | 1 | - | - | - | - | 2 |
| Uruguay | - | - | - | - | - | - | - | - | 2 | - | - | - | - | - | - | 2 |
| Venezuela | - | - | - | - | - | 1 | - | - | - | - | 1 | - | - | - | - | 2 |
| TOTAL | 8 | - | 7 | - | 6 | 1 | - | - | 6 | 1 | 3 | 2 | 1 | - | - | 35 |
| EUROPE | | | | | | | | | | | | | | | | |
| Albania | - | - | - | - | - | - | - | - | - | - | - | - | 1 | - | - | 1 |
| Austria | 1 | - | 2 | - | - | - | - | - | - | - | - | - | - | 1 | - | 4 |
| Bulgaria | - | - | - | - | - | - | - | - | - | - | - | - | - | - | 1 | 1 |
| Czech Republic | - | - | - | - | 1 | - | - | - | - | 1 | - | - | 1 | - | - | 3 |
| Denmark | 1 | - | - | - | 2 | - | - | - | - | - | - | - | - | - | - | 3 |
| Europe | - | - | - | - | - | - | - | - | - | - | - | - | - | - | - | - |
| Finland | - | - | - | - | - | - | - | - | - | - | - | - | 1 | - | - | 1 |
| France | 16 | - | 2 | - | 4 | - | - | - | - | - | - | - | - | - | - | 22 |
| Germany | 5 | - | 11 | - | 10 | 1 | - | - | 4 | - | - | 1 | 5 | - | - | 37 |
| Greece | - | - | - | - | - | - | - | - | - | - | - | - | - | - | - | - |
| Hungary | - | - | - | - | - | - | - | - | - | - | - | - | - | - | - | - |
| Ireland | - | - | 1 | - | - | - | - | - | - | - | - | - | - | - | - | 1 |
| Italy | - | - | 1 | - | - | - | - | - | 1 | - | - | - | - | - | - | 2 |
| Lithuania | - | - | - | - | - | - | - | - | - | - | 1 | - | - | - | - | 1 |
| Netherlands | 3 | - | - | - | 3 | - | - | 2 | - | - | - | - | 1 | - | - | 9 |
| Norway | - | - | 2 | - | 4 | - | - | - | - | - | - | - | - | - | - | 6 |
| Poland | - | - | - | - | 2 | - | - | - | - | - | - | - | - | 1 | - | 3 |
| Romania | - | - | 1 | - | - | - | - | - | - | - | - | - | - | - | - | 1 |
| Russia | 1 | - | - | - | 4 | - | - | - | - | - | - | 1 | 4 | - | 1 | 11 |
| Serbia & Montenegro | - | - | - | - | - | - | - | - | - | - | - | - | - | - | - | - |
| Slovakia | - | - | - | - | - | - | - | - | - | - | - | - | - | - | - | - |
| Spain | - | - | - | - | - | - | - | - | - | - | - | - | - | - | - | - |
| Sweden | 2 | - | - | - | 2 | - | - | - | - | - | - | - | - | - | - | 4 |
| Switzerland | 1 | - | 1 | - | - | - | - | - | - | - | - | - | - | - | 1 | 3 |
| Turkey | - | - | - | - | - | - | - | - | 1 | - | 2 | - | - | - | - | 3 |
| Ukraine | - | - | - | - | - | - | - | - | 1 | - | - | - | - | - | - | 1 |
| United Kingdom | 14 | - | 6 | - | 2 | 1 | - | - | 5 | - | - | 1 | 3 | - | - | 32 |
| TOTAL | 44 | - | 27 | - | 34 | 2 | - | 2 | 12 | 1 | 3 | 3 | 16 | 2 | 3 | 149 |
| AFRICA | | | | | | | | | | | | | | | | |
| Benin | - | - | - | - | - | - | - | - | - | - | - | 1 | - | - | - | 1 |
| Botswana | - | - | - | - | - | - | - | - | - | - | - | - | - | - | - | - |
| Cameroon | - | - | - | - | - | - | - | - | - | - | - | - | - | - | - | - |
| Cape Verde | - | - | - | - | - | - | - | - | - | - | - | - | - | - | - | - |
| Congo | - | - | - | - | - | - | - | - | - | - | - | - | - | - | - | - |
| Egypt | - | - | - | - | - | - | - | - | - | - | - | - | - | - | - | - |
| Ethiopia | 1 | - | 1 | - | - | - | - | - | - | - | 1 | - | - | - | - | 3 |
| Ghana | - | - | - | - | - | - | - | - | - | - | - | 1 | - | - | - | 1 |
| Kenya | 1 | - | 1 | - | - | - | - | - | 1 | - | - | 2 | 1 | - | - | 6 |
| Libya | - | - | - | - | - | - | - | - | 2 | - | 1 | - | - | - | - | 3 |
| Mauritius | - | 1 | 2 | - | - | - | - | - | - | - | - | - | - | - | - | 3 |
| Morocco | - | - | 1 | - | - | - | - | - | - | - | - | - | - | - | - | 1 |
| Nigeria | 1 | - | 1 | - | 1 | - | - | - | 1 | - | - | 4 | 1 | - | - | 9 |

**FULL-TIME STUDENTS ON VISAS
BY FACULTY AND COUNTRY OF CITIZENSHIP
(FALL 2006)**

| GRADUATE | | | | | | | | | | | | | | | | GRAND | | | |
|-----------------|----|----|----|----|----|----|-----|----|----|----|----|----|----|----|----|-------|--------------|------------------------------------|-------------------|
| CC | ED | EN | EV | FA | HA | HU | IGP | KN | LA | MD | NU | SC | SE | SV | SW | TOTAL | TOTAL | COUNTRY | |
| 1 | 8 | 2 | 2 | 1 | - | 5 | 1 | - | - | 4 | 1 | 17 | - | 22 | 1 | 65 | 99 | NORTH AMERICA | |
| | | | | | | | | | | | | | | | | | | United States | |
| | | 1 | - | - | - | - | - | - | - | - | - | - | - | - | - | 1 | 1 | CARIBBEAN | |
| | | - | - | - | - | - | - | - | - | - | - | 1 | - | - | - | 1 | 1 | Barbados | |
| | | - | - | - | - | - | - | - | - | - | - | - | 1 | - | - | 1 | 1 | Cuba | |
| | 1 | - | - | - | - | - | - | - | - | - | - | - | - | - | - | 1 | 1 | Dominica | |
| | - | - | - | - | - | - | - | - | - | - | - | - | - | - | - | - | 1 | 1 | Jamaica |
| | - | - | - | - | - | - | - | - | - | - | - | - | - | - | - | - | 2 | 2 | Trinidad & Tobago |
| - | 1 | 1 | - | - | - | - | - | - | - | - | - | 1 | 1 | - | - | 4 | 6 | TOTAL | |
| | | | | | | | | | | | | | | | | | | SOUTH & CENTRAL AMERICA | |
| | | 1 | - | - | - | - | - | - | - | - | - | - | - | - | - | 1 | 4 | Argentina | |
| | | - | - | - | - | - | - | - | - | - | - | - | 1 | - | - | 1 | 1 | Bolivia | |
| | | 2 | - | - | 3 | 1 | - | - | 1 | - | - | 1 | - | - | - | 8 | 12 | Brazil | |
| | | - | - | - | - | - | - | - | - | - | - | - | - | 1 | - | 1 | 4 | Chile | |
| | | 10 | - | - | - | - | - | - | - | - | - | 3 | 1 | 3 | - | 17 | 22 | Colombia | |
| | | - | - | - | - | - | - | - | - | - | - | 1 | - | - | - | 1 | 1 | Costa Rica | |
| | | 1 | - | - | 2 | - | - | - | 1 | 1 | - | - | 4 | - | - | 9 | 10 | Ecuador | |
| | | - | - | - | - | - | - | - | - | 1 | - | - | - | - | - | 1 | 1 | Guatemala | |
| 1 | 1 | 15 | 1 | - | 1 | 1 | - | - | - | 1 | - | 5 | 1 | 5 | 32 | 45 | Mexico | | |
| | | 1 | - | - | - | - | - | - | - | - | - | - | - | - | - | 1 | 3 | Peru | |
| | | - | - | - | - | - | - | - | - | - | - | - | - | - | - | - | 2 | Uruguay | |
| | | 12 | - | - | - | - | - | - | - | - | - | 3 | - | - | - | 15 | 17 | Venezuela | |
| 1 | 1 | 42 | 1 | - | 6 | 2 | - | - | 2 | 3 | - | 13 | 7 | 9 | 87 | 122 | TOTAL | | |
| | | | | | | | | | | | | | | | | | | EUROPE | |
| | | - | - | - | - | - | - | - | - | - | - | - | - | - | - | - | 1 | Albania | |
| | | - | - | - | - | - | - | - | - | - | - | - | - | - | - | - | 4 | Austria | |
| | | - | - | - | - | - | - | - | - | - | - | - | - | - | - | - | 1 | Bulgaria | |
| | | 1 | - | - | - | - | - | - | - | - | - | - | - | - | - | 1 | 4 | Czech Republic | |
| | | - | - | - | - | - | - | - | - | - | - | 1 | - | - | - | 1 | 4 | Denmark | |
| | 5 | - | - | - | - | - | - | - | - | - | - | - | - | - | - | 5 | 5 | Europe | |
| | - | - | - | - | - | - | - | - | - | - | - | - | - | - | - | - | 1 | Finland | |
| | | 4 | 1 | - | 2 | 1 | - | - | - | - | - | - | - | - | - | 8 | 30 | France | |
| | | 3 | - | - | - | 1 | - | - | - | 3 | - | 8 | - | 1 | - | 16 | 53 | Germany | |
| | | - | - | - | - | - | - | - | - | - | - | 1 | - | - | - | 1 | 1 | Greece | |
| | | - | - | - | - | - | - | - | - | - | - | 2 | - | - | - | 2 | 2 | Hungary | |
| | | - | - | - | - | - | - | - | - | - | - | 1 | - | - | - | 1 | 2 | Ireland | |
| | | - | - | - | - | 1 | - | - | - | - | - | - | - | - | - | 1 | 3 | Italy | |
| | | - | - | - | - | - | - | - | - | - | - | - | - | - | - | - | 1 | Lithuania | |
| | | 2 | - | - | - | 1 | - | - | - | - | - | 3 | - | - | - | 6 | 15 | Netherlands | |
| | | - | - | - | - | - | - | - | - | - | - | - | - | - | - | - | 6 | Norway | |
| | | - | - | - | - | 1 | - | - | - | - | - | - | - | 1 | - | 2 | 5 | Poland | |
| 1 | 1 | 1 | - | - | - | - | - | - | - | - | - | 2 | - | - | - | 5 | 6 | Romania | |
| | 1 | 4 | - | - | 1 | 1 | - | - | 1 | 1 | - | 5 | - | - | - | 14 | 25 | Russia | |
| | 7 | - | - | - | - | - | - | - | - | - | - | - | - | - | - | 7 | 7 | Serbia & Montenegro | |
| | | 1 | - | - | - | - | - | - | - | - | - | - | - | - | - | 1 | 1 | Slovakia | |
| | | 2 | - | - | - | - | - | - | - | - | - | - | - | 1 | - | 3 | 3 | Spain | |
| | | - | - | - | - | - | - | - | - | - | - | - | - | 1 | - | 1 | 5 | Sweden | |
| | | 3 | - | - | - | - | - | - | - | - | - | - | - | - | - | 3 | 6 | Switzerland | |
| | | - | - | - | - | - | - | - | - | - | - | - | - | - | - | - | 3 | Turkey | |
| | | - | 1 | - | 1 | - | - | - | - | - | - | - | - | 2 | - | 4 | 5 | Ukraine | |
| 1 | - | - | - | - | - | 3 | - | 1 | - | 3 | - | 6 | - | 1 | - | 15 | 47 | United Kingdom | |
| 2 | 14 | 21 | 2 | - | 4 | 9 | - | 1 | 1 | 7 | - | 29 | - | 7 | - | 97 | 246 | TOTAL | |
| | | | | | | | | | | | | | | | | | | AFRICA | |
| | | - | - | - | - | - | - | - | - | - | - | - | - | - | - | - | 1 | Benin | |
| | | - | - | - | - | - | - | - | - | 1 | - | - | - | - | - | 1 | 1 | Botswana | |
| | | - | - | - | - | 2 | - | - | - | - | - | - | - | - | - | 2 | 2 | Cameroon | |
| | | 1 | - | - | - | - | - | - | - | - | - | - | - | - | - | 1 | 1 | Cape Verde | |
| 1 | - | - | - | - | - | - | - | - | - | - | - | - | - | - | - | 1 | 1 | Congo | |
| | | 33 | 1 | - | - | - | - | 1 | - | 3 | - | 3 | - | 1 | - | 42 | 42 | Egypt | |
| | | - | - | - | - | - | - | - | 1 | - | - | 1 | - | - | - | 2 | 5 | Ethiopia | |
| | | - | - | - | - | - | - | - | - | 1 | - | - | - | 4 | - | 5 | 6 | Ghana | |
| | 1 | 1 | - | - | - | - | - | - | - | - | - | - | - | - | - | 2 | 8 | Kenya | |
| | | 6 | - | - | - | - | - | - | - | - | - | - | - | - | - | 6 | 9 | Libya | |
| | | - | - | - | - | - | - | - | - | - | - | - | - | - | - | - | 3 | Mauritius | |
| | | - | - | - | - | - | - | - | - | - | - | - | - | - | - | - | 1 | Morocco | |
| | | 4 | 1 | - | 1 | - | - | - | 4 | - | - | 2 | - | - | - | 12 | 21 | Nigeria | |

FULL-TIME STUDENTS ON VISAS
BY FACULTY AND COUNTRY OF CITIZENSHIP (Continued)
(FALL 2006)

UNDERGRADUATE

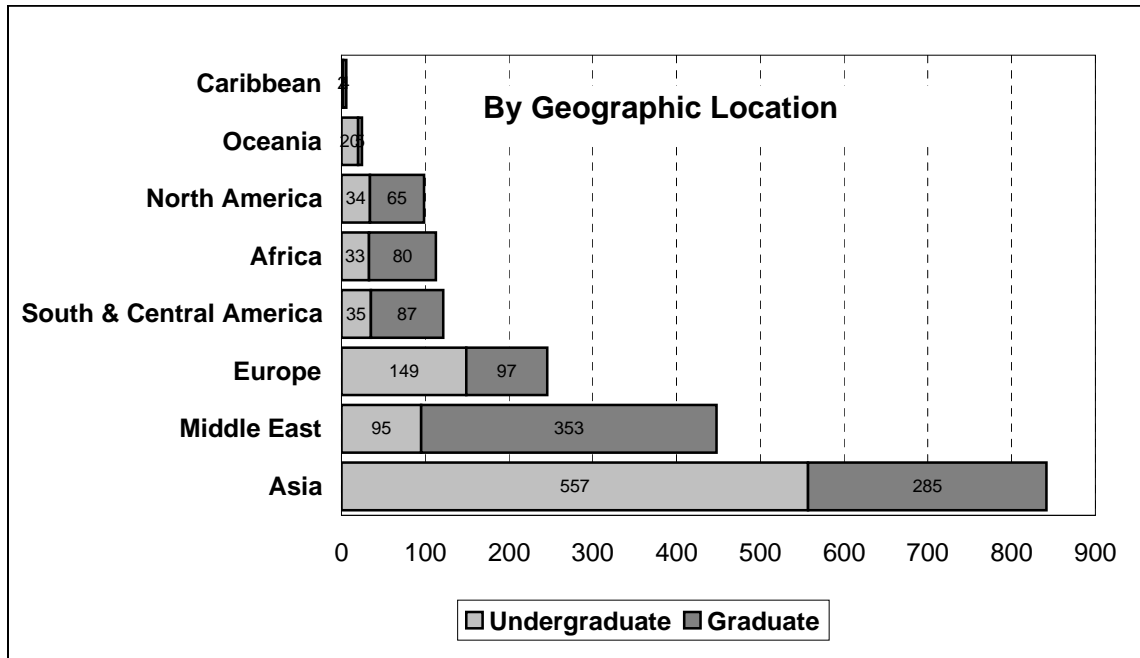
| COUNTRY | CC | ED | EN | FA | HA | HU | KN | LA | MD | NU | OS | SC | SS | SW | CD | TOTAL |
|---------------------------|-----------|----------|------------|----------|------------|-----------|----------|----------|-----------|-----------|-----------|------------|------------|----------|-----------|------------|
| AFRICA (Continued) | | | | | | | | | | | | | | | | |
| South Africa | - | - | - | - | - | - | - | - | - | - | - | 1 | - | - | - | 1 |
| Sudan | - | - | - | - | - | - | - | - | - | - | - | - | - | - | - | - |
| Tanzania | - | - | - | - | 2 | - | - | - | - | - | - | 1 | 1 | - | 1 | 5 |
| Tunisia | - | - | - | - | - | - | - | - | - | - | - | - | - | - | - | - |
| Uganda | - | - | - | - | - | - | - | - | - | - | - | - | - | - | - | - |
| Zimbabwe | - | - | - | - | - | - | - | - | - | - | - | - | - | - | - | - |
| TOTAL | 3 | 1 | 6 | - | 3 | - | - | - | 4 | - | 2 | 10 | 3 | - | 1 | 33 |
| MIDDLE EAST | | | | | | | | | | | | | | | | |
| Bahrain | - | - | - | - | - | - | - | - | 1 | - | - | - | - | - | - | 1 |
| Cyprus | - | - | - | - | - | - | - | - | - | - | - | - | - | - | - | - |
| Iran | 1 | - | 9 | - | 1 | - | - | - | 1 | - | 1 | 1 | 1 | - | - | 15 |
| Iraq | - | - | - | - | - | - | - | - | - | - | - | - | - | - | - | - |
| Israel | - | - | - | - | 1 | 1 | - | - | - | 1 | - | - | - | - | - | 3 |
| Jordan | - | - | - | - | - | - | - | - | - | - | - | - | - | - | - | - |
| Kuwait | - | - | - | - | - | - | - | - | 2 | - | 2 | - | - | - | - | 4 |
| Lebanon | - | - | 1 | - | - | - | - | - | - | - | - | - | - | - | - | 1 |
| Oman | - | - | - | - | - | - | - | - | 2 | - | - | - | - | - | - | 2 |
| Saudi Arabia | - | - | 1 | - | - | - | - | - | 23 | - | - | 8 | - | - | - | 32 |
| Syria | - | - | - | - | - | - | - | - | 1 | - | - | - | - | - | - | 1 |
| United Arab Emirates | - | - | 1 | - | - | - | - | - | 3 | - | - | - | - | - | - | 4 |
| Yemen | - | - | 18 | - | 7 | - | - | - | 1 | - | - | 6 | - | - | - | 32 |
| TOTAL | 1 | - | 30 | - | 9 | 1 | - | - | 34 | 1 | 3 | 15 | 1 | - | - | 95 |
| ASIA | | | | | | | | | | | | | | | | |
| Bangladesh | - | - | 1 | - | - | - | - | - | - | - | - | 1 | 1 | - | - | 3 |
| Bhutan | - | - | - | - | - | - | - | - | - | - | - | - | - | - | - | - |
| Brunei | - | - | - | - | - | - | - | - | 13 | - | - | 7 | - | - | - | 20 |
| China | 16 | 1 | 37 | 3 | 91 | - | - | - | - | 2 | 7 | 76 | 66 | - | 18 | 317 |
| Cambodia | - | - | - | - | - | - | - | - | - | - | - | - | - | - | - | - |
| Hong Kong | 2 | - | 11 | - | 11 | 1 | - | - | - | - | - | 6 | 7 | - | - | 38 |
| India | 1 | - | 12 | - | - | 1 | - | - | 4 | - | - | 6 | - | - | 1 | 25 |
| Indonesia | - | - | 2 | - | - | - | - | - | - | - | - | - | - | - | 1 | 3 |
| Japan | 7 | 1 | 2 | - | 3 | - | - | - | - | - | - | 3 | 10 | - | 2 | 28 |
| Kazakhstan | - | - | 1 | - | 2 | - | - | - | - | - | - | 1 | 1 | - | - | 5 |
| Korea (North) | - | - | - | - | - | - | - | - | - | - | - | - | - | - | - | - |
| Korea (South) | 3 | - | 5 | 1 | 4 | 2 | - | - | 2 | - | 6 | 7 | 1 | - | 1 | 32 |
| Kyrgyzstan | - | - | - | - | - | - | - | - | - | - | - | - | - | - | - | - |
| Malaysia | - | - | 1 | - | 1 | 1 | - | - | 8 | - | - | 2 | 1 | - | - | 14 |
| Maldives | - | - | - | - | - | - | - | - | - | - | - | 1 | - | - | 1 | 2 |
| Nepal | - | - | - | - | 1 | - | - | - | - | - | - | 1 | - | - | - | 2 |
| Pakistan | - | - | 3 | - | 2 | 1 | - | - | 1 | - | - | 3 | 2 | - | 1 | 13 |
| Philippines | - | - | - | - | - | - | - | - | - | - | - | 1 | - | - | - | 1 |
| Singapore | 1 | 1 | 1 | - | 2 | - | - | - | 1 | - | - | - | - | - | - | 6 |
| Sri Lanka | 1 | - | - | - | - | - | - | - | - | - | - | - | - | - | - | 1 |
| Taiwan | 1 | - | - | - | 3 | 1 | - | - | - | 1 | 1 | 5 | 6 | - | - | 18 |
| Tajikistan | - | - | - | - | - | - | - | - | - | - | - | - | 1 | - | - | 1 |
| Thailand | - | - | 2 | - | 7 | - | - | - | 2 | - | - | 1 | - | - | - | 12 |
| Turkmenistan | - | - | - | - | 1 | - | - | - | - | - | - | - | - | - | - | 1 |
| Vietnam | 1 | - | 3 | - | 4 | - | - | - | - | - | - | 4 | 3 | - | - | 15 |
| TOTAL | 33 | 3 | 81 | 4 | 132 | 7 | - | - | 31 | 3 | 14 | 125 | 99 | - | 25 | 557 |
| OCEANIA | | | | | | | | | | | | | | | | |
| Australia | 5 | 1 | 2 | - | 1 | - | 1 | 1 | 5 | 1 | - | - | - | - | - | 17 |
| New Zealand | - | - | - | - | 2 | - | - | - | 1 | - | - | - | - | - | - | 3 |
| TOTAL | 5 | 1 | 2 | - | 3 | - | 1 | 1 | 6 | 1 | - | - | - | - | - | 20 |
| UNREPORTED | | | | | | | | | | | | | | | | |
| | - | - | - | - | - | - | - | - | - | - | - | 1 | - | - | - | 1 |
| TOTAL VISA | 98 | 6 | 153 | 5 | 189 | 15 | 1 | 3 | 95 | 10 | 27 | 162 | 128 | 2 | 32 | 926 |

The categorization of countries has been revised in 2006 to reconcile with the geography/location information in The World Factbook.
<https://www.cia.gov/cia/publications/factbook/geos/cy.html>

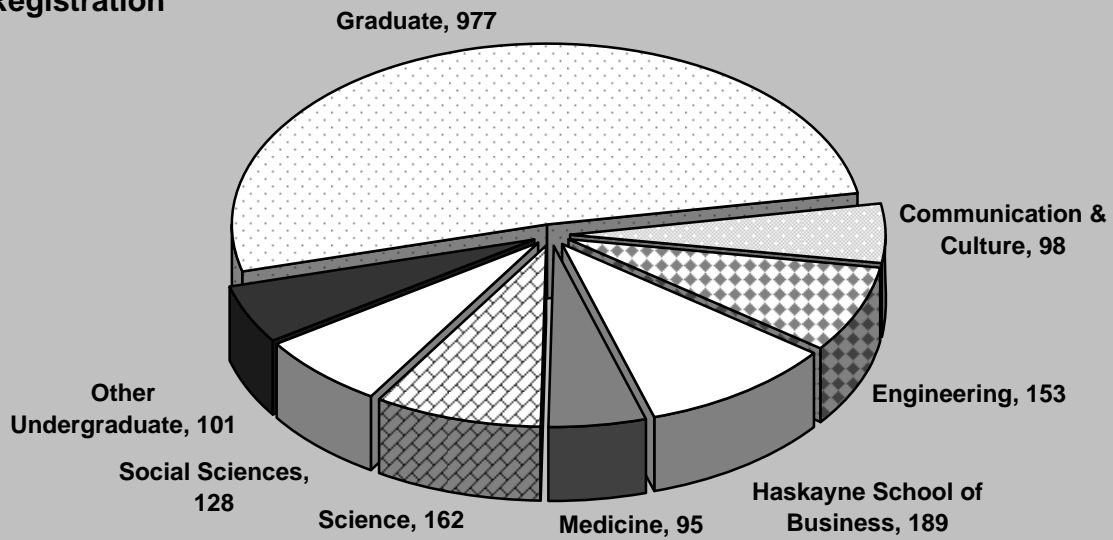
FULL-TIME STUDENTS ON VISAS
 BY FACULTY AND COUNTRY OF CITIZENSHIP (Continued)
 (FALL 2006)

| GRADUATE | | | | | | | | | | | | | | | | GRAND | | COUNTRY |
|---------------------------|----|-----|----|----|-----|----|-----|----|----|----|----|-----|------|----|----|-------|-------|----------------------|
| CC | ED | EN | EV | FA | HA | HU | IGP | KN | LA | MD | NU | SC | SEDV | SS | SW | TOTAL | TOTAL | |
| AFRICA (Continued) | | | | | | | | | | | | | | | | | | |
| - | - | 1 | - | - | - | - | - | - | - | 1 | - | - | - | - | - | 2 | 3 | South Africa |
| - | - | - | - | - | - | - | - | - | - | - | - | 1 | - | - | - | 1 | 1 | Sudan |
| - | - | - | - | - | - | - | - | - | - | - | - | - | - | - | - | - | 5 | Tanzania |
| - | - | 1 | - | - | - | - | - | - | - | - | - | - | - | - | - | 1 | 1 | Tunisia |
| - | - | - | - | - | - | - | - | - | - | - | - | - | - | 1 | - | 1 | 1 | Uganda |
| - | - | - | - | - | - | - | - | - | - | 1 | - | - | - | - | - | 1 | 1 | Zimbabwe |
| 1 | 1 | 47 | 2 | - | 1 | 2 | - | 1 | 5 | 7 | - | 7 | - | 6 | - | 80 | 113 | TOTAL |
| MIDDLE EAST | | | | | | | | | | | | | | | | | | |
| - | - | - | - | - | - | - | - | - | - | - | - | - | - | - | - | - | 1 | Bahrain |
| - | - | - | - | - | - | - | - | - | - | - | - | 1 | - | - | - | 1 | 1 | Cyprus |
| - | - | 194 | 3 | - | 93 | - | - | 1 | - | 2 | - | 11 | - | 3 | - | 307 | 322 | Iran |
| - | - | 2 | - | - | - | - | - | - | - | - | - | - | - | - | - | 2 | 2 | Iraq |
| - | 1 | 4 | - | - | - | 1 | - | - | - | - | - | - | - | 1 | 1 | 8 | 11 | Israel |
| - | - | 4 | - | - | - | - | - | - | - | - | 2 | 1 | - | - | - | 7 | 7 | Jordan |
| - | - | - | - | - | 1 | 1 | - | - | - | 1 | - | - | - | - | - | 3 | 7 | Kuwait |
| - | - | - | - | - | - | - | - | - | - | - | - | 1 | - | - | - | 1 | 2 | Lebanon |
| - | - | 1 | - | - | - | - | - | - | - | - | - | - | - | - | - | 1 | 3 | Oman |
| - | 1 | 10 | - | - | - | 1 | - | - | - | 3 | - | 4 | - | - | - | 19 | 51 | Saudi Arabia |
| - | - | - | - | - | - | - | - | - | - | - | - | - | - | - | - | - | 1 | Syria |
| - | - | 1 | - | - | - | - | - | 1 | - | - | - | 1 | - | - | - | 3 | 7 | United Arab Emirates |
| - | - | - | - | - | - | - | - | - | - | - | - | 1 | - | - | - | 1 | 33 | Yemen |
| - | 2 | 216 | 3 | - | 94 | 3 | - | 2 | - | 6 | 2 | 20 | - | 4 | 1 | 353 | 448 | TOTAL |
| ASIA | | | | | | | | | | | | | | | | | | |
| - | - | 17 | - | - | - | - | - | - | - | - | - | 5 | - | 1 | - | 23 | 26 | Bangladesh |
| - | - | 1 | - | - | - | - | - | - | - | - | - | - | - | - | - | 1 | 1 | Bhutan |
| - | - | - | - | - | - | - | - | - | - | - | - | - | - | - | - | - | 20 | Brunei |
| 3 | 5 | 49 | 4 | - | 3 | - | - | - | - | 25 | - | 34 | - | 7 | 1 | 131 | 448 | China |
| - | - | - | - | - | - | 1 | - | - | - | - | - | - | - | - | - | 1 | 1 | Cambodia |
| - | - | - | - | - | - | - | - | - | - | - | - | 4 | - | - | 1 | 5 | 43 | Hong Kong |
| - | - | 16 | 3 | - | 4 | 1 | 1 | - | - | 7 | - | 11 | - | 6 | - | 49 | 74 | India |
| - | - | 1 | - | - | - | - | - | - | - | - | - | 2 | - | - | - | 3 | 6 | Indonesia |
| - | 3 | 1 | 1 | - | - | 1 | - | - | 1 | - | - | 1 | - | 2 | 2 | 12 | 40 | Japan |
| - | - | 1 | - | - | 1 | - | - | - | - | - | - | - | - | - | - | 2 | 7 | Kazakhstan |
| - | - | - | - | - | - | - | - | - | - | 1 | - | - | - | - | - | 1 | 1 | Korea (North) |
| - | 2 | 5 | - | - | 1 | 1 | - | 2 | - | - | - | 1 | - | 1 | - | 13 | 45 | Korea (South) |
| - | - | 1 | - | - | - | - | - | - | - | - | - | - | - | - | - | 1 | 1 | Kyrgyzstan |
| - | - | 1 | - | - | - | - | - | - | - | - | - | 1 | - | - | - | 2 | 16 | Malaysia |
| - | - | - | - | - | - | - | - | - | - | - | - | - | - | - | - | - | 2 | Maldives |
| - | - | 2 | 1 | - | - | - | - | - | - | - | - | - | - | - | - | 3 | 5 | Nepal |
| - | - | 1 | - | - | - | - | - | - | - | 1 | - | 1 | - | - | 1 | 4 | 17 | Pakistan |
| - | 2 | - | 1 | - | - | - | - | - | - | - | - | 2 | - | - | - | 5 | 6 | Philippines |
| - | - | - | - | - | - | 2 | - | - | - | - | - | - | - | - | - | 2 | 8 | Singapore |
| - | - | 17 | - | - | 1 | - | - | - | - | - | - | 1 | - | - | - | 19 | 20 | Sri Lanka |
| - | - | 1 | - | - | 1 | 1 | - | - | - | - | - | - | - | - | - | 3 | 21 | Taiwan |
| - | - | - | - | - | - | - | - | - | - | - | - | - | - | - | - | - | 1 | Tajikistan |
| - | - | - | 1 | - | - | - | - | - | - | - | - | - | - | - | - | 1 | 13 | Thailand |
| - | - | - | - | - | - | - | - | - | 1 | - | - | - | - | - | - | 1 | 2 | Turkmenistan |
| - | - | 2 | - | - | - | - | - | - | - | - | - | 1 | - | - | - | 3 | 18 | Vietnam |
| 3 | 12 | 116 | 11 | - | 11 | 7 | 1 | 2 | 2 | 34 | - | 64 | - | 17 | 5 | 285 | 842 | TOTAL |
| OCEANIA | | | | | | | | | | | | | | | | | | |
| - | - | 1 | - | - | - | - | - | - | - | 1 | - | - | - | - | - | 2 | 19 | Australia |
| - | - | - | - | - | - | - | - | - | - | 1 | - | - | - | 2 | - | 3 | 6 | New Zealand |
| - | - | 1 | - | - | - | - | - | - | - | 2 | - | - | - | 2 | - | 5 | 25 | TOTAL |
| - | - | - | - | 1 | - | - | - | - | - | - | - | - | - | - | - | 1 | 2 | UNREPORTED |
| 8 | 39 | 446 | 21 | 2 | 116 | 28 | 2 | 6 | 10 | 63 | 3 | 151 | 8 | 67 | 7 | 977 | 1 903 | TOTAL VISA |

**PROFILE OF FULL-TIME STUDENTS ON VISAS
(FALL 2006)**



By Faculty of Student Registration



**FULL-TIME STUDENTS
BY FACULTY AND INITIAL ADDRESS
(FALL 2006)**

| INITIAL ADDRESS | UNDERGRADUATE | | | | | | | | | | | | | | | GRADUATE | | | GRAND TOTAL | |
|----------------------|---------------|------------|--------------|------------|--------------|------------|------------|------------|------------|------------|------------|--------------|--------------|------------|------------|---------------|------------|--------------|--------------|---------------|
| | CC | ED | EN | FA | HA | HU | KN | LA | MD | NU | OS | SC | SS | SW | CD | TOTAL | EV | GS | | TOTAL |
| CANADA | | | | | | | | | | | | | | | | | | | | |
| Alberta | | | | | | | | | | | | | | | | | | | | |
| Athabasca | - | 1 | - | - | - | - | - | - | - | 1 | - | 1 | 1 | 1 | 1 | 6 | - | 2 | 2 | 8 |
| Banff | - | 1 | 1 | - | - | 4 | 3 | - | 1 | 1 | - | 4 | 6 | 1 | - | 22 | 2 | 5 | 7 | 29 |
| Barrhead | 1 | 1 | - | 1 | 1 | - | - | - | - | 1 | - | 2 | 1 | - | 2 | 10 | - | 1 | 1 | 11 |
| Bassano | - | - | 1 | - | 2 | - | - | - | - | - | - | - | 1 | - | - | 4 | - | - | - | 4 |
| Bindloss | 2 | - | 2 | - | 2 | - | - | 1 | 2 | 2 | - | 2 | 3 | 1 | 1 | 18 | - | 1 | 1 | 19 |
| Bonnyville | 3 | 2 | - | - | - | - | 1 | - | - | - | 2 | - | 4 | 5 | 1 | 18 | 1 | 4 | 5 | 23 |
| Bow Island | - | - | 1 | - | 1 | - | - | - | - | - | 2 | 1 | 1 | - | - | 6 | - | 1 | 1 | 7 |
| Brooks | 6 | 1 | 9 | 1 | 4 | 2 | 1 | - | 1 | 11 | 1 | 15 | 10 | 3 | 3 | 68 | - | 6 | 6 | 74 |
| Calgary | 1 157 | 615 | 2 021 | 287 | 1 525 | 727 | 299 | 105 | 550 | 395 | 234 | 2 725 | 2 120 | 90 | 753 | 13 603 | 108 | 1 819 | 1 927 | 15 530 |
| Camrose | 1 | - | 2 | - | 1 | 2 | 1 | - | - | 1 | - | 3 | 3 | 2 | - | 16 | 1 | 3 | 4 | 20 |
| Canmore | 7 | 5 | 9 | 2 | 4 | 6 | 4 | - | 7 | 1 | - | 14 | 5 | - | 2 | 66 | 2 | 16 | 18 | 84 |
| Cardston | 2 | 1 | 1 | - | - | - | - | - | - | 1 | - | 1 | 1 | - | - | 7 | - | 2 | 2 | 9 |
| Carstairs | 6 | 2 | 11 | 1 | 4 | 4 | 2 | 1 | 1 | 2 | - | 9 | 7 | 1 | 3 | 54 | - | 3 | 3 | 57 |
| Claresholm | 1 | - | 3 | - | - | - | 1 | - | - | - | - | 4 | 2 | - | 1 | 12 | - | 1 | 1 | 13 |
| Coaldale | - | 1 | 4 | - | 1 | - | - | - | 2 | - | - | 1 | 1 | 3 | - | 13 | - | 1 | 1 | 14 |
| Cochrane | 11 | 8 | 36 | 8 | 24 | 13 | 8 | - | 5 | 7 | 2 | 32 | 40 | 1 | 11 | 206 | 2 | 16 | 18 | 224 |
| Coleman | - | - | 3 | - | 1 | - | 1 | - | - | 1 | - | - | - | - | - | 6 | - | - | - | 6 |
| Coronation | - | - | 3 | - | 2 | - | 1 | - | - | 2 | 1 | - | - | - | 1 | 10 | - | 2 | 2 | 12 |
| Didsbury | 1 | - | 2 | 1 | 2 | - | - | - | 1 | 1 | - | 1 | 1 | - | - | 10 | - | 5 | 5 | 15 |
| Drumheller | 2 | - | 2 | - | 3 | 3 | - | - | 1 | 1 | - | 8 | 7 | 2 | - | 29 | - | 2 | 2 | 31 |
| Edmonton | 28 | 26 | 10 | 3 | 10 | 12 | 9 | 16 | 158 | 8 | 3 | 32 | 41 | 59 | 13 | 428 | 15 | 136 | 151 | 579 |
| Edson | 2 | 1 | 3 | - | - | 1 | 1 | - | - | 1 | - | 3 | 4 | 2 | - | 18 | - | 4 | 4 | 22 |
| Fort Macleod | - | - | - | 1 | - | - | - | - | - | 1 | - | 2 | - | - | - | 4 | - | 2 | 2 | 6 |
| Fort Vermilion | - | - | - | - | - | - | - | - | - | - | - | - | - | - | - | - | - | 2 | 2 | 2 |
| Gleichen | 4 | 1 | 2 | - | 4 | 3 | 2 | - | - | 1 | - | 4 | 5 | - | 2 | 28 | - | - | - | 28 |
| Grande Prairie | 7 | 2 | 3 | 2 | 1 | 5 | 3 | - | 4 | - | 1 | 13 | 12 | 14 | 4 | 71 | - | 14 | 14 | 85 |
| Granum | - | - | 1 | - | - | - | - | - | - | - | - | - | 2 | - | - | 3 | - | 1 | 1 | 4 |
| Grouard | - | - | - | - | - | - | - | - | - | - | - | - | 1 | - | - | 1 | - | - | - | 1 |
| Hanna | - | 1 | 1 | - | 2 | - | 1 | 1 | - | 1 | - | - | 3 | - | - | 10 | - | 2 | 2 | 12 |
| High Level | - | - | 1 | - | - | 1 | - | - | - | - | - | - | - | - | - | 2 | - | 1 | 1 | 3 |
| High River | 3 | 2 | 8 | 4 | 2 | 4 | 1 | 1 | 3 | 3 | - | 9 | 6 | - | 2 | 48 | - | 5 | 5 | 53 |
| Hobbema | - | - | - | - | - | - | - | - | - | - | - | - | - | 2 | - | 2 | - | - | - | 2 |
| Hussar | 1 | - | - | - | - | - | 1 | - | 2 | - | - | - | 6 | - | 1 | 11 | - | 1 | 1 | 12 |
| Innisfail | - | 1 | 5 | - | - | 3 | - | - | - | - | - | 4 | 11 | 2 | - | 26 | 1 | 6 | 7 | 33 |
| Irricana | 2 | 3 | 1 | - | 4 | - | - | - | 1 | - | - | 8 | 1 | - | 2 | 22 | - | - | - | 22 |
| Jasper | - | 1 | - | 1 | - | 1 | - | - | - | 1 | - | 2 | 1 | 2 | - | 9 | - | - | - | 9 |
| La Crete | - | - | - | - | - | - | - | - | - | - | - | 1 | - | - | 1 | 2 | - | - | - | 2 |
| Lac La Biche | 2 | - | 3 | 1 | 6 | 2 | 1 | - | - | 1 | 2 | 13 | 7 | 3 | 4 | 45 | - | 9 | 9 | 54 |
| Lacombe | 6 | 1 | 3 | 1 | 15 | 1 | - | - | 2 | - | - | 1 | 6 | - | 3 | 39 | - | 1 | 1 | 40 |
| Lethbridge | 4 | 11 | 15 | 1 | 2 | 4 | 1 | 3 | 10 | 6 | - | 11 | 11 | 30 | 3 | 112 | 3 | 38 | 41 | 153 |
| Medicine Hat | 3 | 1 | 15 | 4 | 14 | 4 | 6 | - | 11 | 52 | - | 34 | 23 | 21 | 6 | 194 | 1 | 20 | 21 | 215 |
| Milk River | - | - | - | - | - | - | 1 | 1 | 1 | - | - | 1 | 2 | 1 | - | 7 | - | 1 | 1 | 8 |
| Morley | 1 | - | - | - | - | - | - | - | - | - | - | - | - | - | - | 1 | - | - | - | 1 |
| Nanton | - | - | 2 | - | 1 | - | - | - | 1 | - | 1 | 2 | - | - | 1 | 8 | - | 1 | 1 | 9 |
| Okotoks | 12 | 8 | 31 | 6 | 27 | 12 | 10 | 2 | 6 | 4 | 3 | 45 | 44 | 1 | 25 | 236 | 1 | 9 | 10 | 246 |
| Olds | 3 | 3 | 5 | 1 | 6 | 1 | 2 | - | 2 | 3 | - | 4 | 7 | 1 | 4 | 42 | - | 8 | 8 | 50 |
| Peace River | - | - | 2 | 1 | 2 | - | 1 | - | - | - | - | 2 | 4 | 9 | - | 21 | - | 3 | 3 | 24 |
| Pincher Creek | - | - | 4 | - | - | 3 | 1 | - | 1 | 2 | - | - | - | 1 | - | 12 | - | 6 | 6 | 18 |
| Ponoka | 2 | - | 2 | - | 2 | - | 1 | - | - | - | - | 3 | 6 | 4 | - | 20 | - | - | - | 20 |
| Provost | 1 | - | - | - | - | - | 1 | - | - | - | - | - | - | - | - | 2 | - | 1 | 1 | 3 |
| Raymond | - | - | 1 | - | - | - | - | 2 | 1 | - | 1 | - | 1 | 2 | - | 8 | - | 5 | 5 | 13 |
| Red Deer | 23 | 6 | 12 | 6 | 34 | 25 | 10 | 2 | 7 | 9 | 1 | 28 | 86 | 15 | 1 | 265 | 3 | 41 | 44 | 309 |
| Redcliff | 1 | - | - | - | - | - | - | - | - | 5 | - | 3 | - | - | - | 9 | - | 2 | 2 | 11 |
| Redwater | 2 | 1 | - | - | - | - | - | - | - | - | - | - | - | 2 | - | 5 | - | 1 | 1 | 6 |
| Rimbey | - | - | 2 | - | 1 | 1 | - | - | 1 | 1 | - | 1 | 1 | - | - | 8 | - | - | - | 8 |
| Rocky Mountain House | 1 | 3 | 5 | 1 | 3 | 2 | 1 | 1 | 3 | - | 6 | 7 | - | - | - | 34 | - | - | - | 34 |
| Saddle Lake | - | - | - | - | - | - | - | - | - | - | - | - | - | 3 | - | 3 | - | - | - | 3 |
| Siksika | 2 | - | - | - | - | 1 | - | - | - | - | - | - | 1 | - | - | 4 | - | - | - | 4 |
| Stavely | 1 | - | - | - | - | - | - | - | - | - | - | - | - | - | - | 1 | - | - | - | 1 |
| Stettler | 2 | - | 5 | - | 3 | 1 | - | - | - | 1 | - | 6 | - | 1 | 1 | 20 | - | 3 | 3 | 23 |
| Strathmore | 7 | 3 | 3 | - | 3 | 1 | 2 | - | 2 | 2 | 2 | 14 | 15 | 1 | 2 | 57 | 1 | 4 | 5 | 62 |
| Taber | 1 | - | 1 | - | 2 | - | 1 | - | 2 | 1 | - | 8 | 3 | 2 | 1 | 22 | - | 1 | 1 | 23 |
| Three Hills | 2 | - | - | 1 | 2 | - | 3 | - | - | - | 1 | 6 | 4 | - | 1 | 20 | - | 2 | 2 | 22 |
| Vermilion | 3 | - | 2 | - | 4 | 2 | 1 | - | 1 | 1 | 1 | 1 | 3 | 3 | 2 | 24 | 1 | 9 | 10 | 34 |
| Vulcan | 1 | - | 2 | - | 5 | 1 | 1 | - | - | 1 | - | 2 | - | - | 1 | 14 | - | 1 | 1 | 15 |
| Wainwright | 1 | 2 | 5 | - | 2 | - | - | - | - | 1 | 4 | 2 | 1 | - | - | 18 | - | - | - | 18 |
| Westlock | - | - | 1 | - | - | 1 | - | - | - | - | - | - | - | - | - | 2 | - | - | - | 2 |
| Wetaskiwin | 1 | 1 | 2 | - | 1 | - | - | - | 1 | 1 | - | 3 | 1 | 3 | - | 14 | - | 3 | 3 | 17 |
| TOTAL ALBERTA | 1 329 | 716 | 2 269 | 335 | 1 735 | 853 | 384 | 136 | 787 | 539 | 257 | 3 099 | 2 540 | 298 | 859 | 16 136 | 142 | 2 233 | 2 375 | 18 511 |

FULL-TIME STUDENTS
BY FACULTY AND INITIAL ADDRESS (a) (Continued)
(FALL 2006)

| INITIAL ADDRESS | UNDERGRADUATE | | | | | | | | | | | | | | | | GRADUATE | | | GRAND TOTAL |
|------------------------------|---------------|------------|--------------|------------|--------------|--------------|------------|------------|--------------|------------|------------|--------------|--------------|------------|--------------|---------------|------------|--------------|--------------|---------------|
| | CC | ED | EN | FA | HA | HU | KN | LA | MD | NU | OS | SC | SS | SW | CD | TOTAL | EV | GS | TOTAL | |
| British Columbia | 99 | 52 | 107 | 30 | 169 | 110 | 99 | 43 | 105 | 59 | 27 | 217 | 279 | 6 | 73 | 1 475 | 39 | 264 | 303 | 1 778 |
| Manitoba | 20 | 16 | 31 | 2 | 11 | 9 | 10 | 4 | 34 | 8 | 6 | 24 | 23 | 1 | 4 | 203 | 7 | 66 | 73 | 276 |
| New Brunswick | 9 | 8 | 6 | - | 4 | 2 | 1 | - | 3 | 5 | 2 | 5 | 6 | - | 1 | 52 | - | 23 | 23 | 75 |
| Newfoundland & Labrador | 1 | 4 | 3 | - | - | 2 | - | 2 | 12 | 2 | 1 | 4 | 2 | 1 | 2 | 36 | - | 25 | 25 | 61 |
| Northwest Territories | 8 | 2 | 4 | 2 | 2 | 3 | 4 | 1 | 2 | - | 1 | 7 | 8 | 1 | 1 | 46 | 1 | 6 | 7 | 53 |
| Nova Scotia | 7 | 14 | 3 | 2 | 3 | 6 | 3 | 1 | 28 | 2 | - | 11 | 11 | 2 | 4 | 97 | 4 | 58 | 62 | 159 |
| Nunavut | - | - | - | - | - | - | - | - | - | - | - | - | - | - | - | - | 1 | 1 | 2 | 2 |
| Ontario | 39 | 40 | 26 | 6 | 26 | 28 | 33 | 32 | 148 | 18 | 6 | 40 | 58 | 3 | 18 | 521 | 24 | 388 | 412 | 933 |
| Prince Edward Island | - | 4 | 3 | - | 1 | 1 | 3 | - | 2 | 3 | - | 3 | 3 | 2 | - | 25 | 1 | 6 | 7 | 32 |
| Quebec | 2 | 5 | 3 | 1 | - | 3 | - | - | 15 | 3 | 3 | 5 | 5 | - | - | 45 | 5 | 49 | 54 | 99 |
| Saskatchewan | 32 | 14 | 33 | 9 | 56 | 13 | 10 | 3 | 33 | 46 | 9 | 59 | 80 | 14 | 25 | 436 | 6 | 82 | 88 | 524 |
| Yukon | 5 | 1 | 6 | - | 2 | 1 | 5 | - | - | 3 | - | 9 | 9 | 1 | - | 42 | - | 9 | 9 | 51 |
| TOTAL OTHER PROVINCES | 222 | 160 | 225 | 52 | 274 | 178 | 168 | 86 | 382 | 149 | 55 | 384 | 484 | 31 | 128 | 2 978 | 88 | 977 | 1 065 | 4 043 |
| TOTAL CANADA | 1 551 | 876 | 2 494 | 387 | 2 009 | 1 031 | 552 | 222 | 1 169 | 688 | 312 | 3 483 | 3 024 | 329 | 987 | 19 114 | 230 | 3 210 | 3 440 | 22 554 |
| OTHER COUNTRIES | | | | | | | | | | | | | | | | | | | | |
| Africa | - | - | 7 | - | 2 | - | - | 1 | 1 | - | - | 7 | 2 | - | 1 | 21 | 1 | 50 | 51 | 72 |
| Asia | 23 | 2 | 50 | 3 | 85 | 7 | - | 1 | 25 | 3 | 5 | 68 | 53 | - | 15 | 340 | 9 | 229 | 238 | 578 |
| Caribbean | - | - | - | - | - | - | - | - | - | 1 | - | 2 | - | - | 3 | - | - | 4 | 4 | 7 |
| Europe | 42 | - | 27 | 1 | 36 | - | - | 2 | 10 | 1 | 3 | 4 | 14 | 2 | 2 | 144 | - | 102 | 102 | 246 |
| South & Central America | 9 | - | 6 | - | 5 | 1 | - | - | 1 | - | - | 4 | 2 | - | 28 | 1 | 63 | 64 | 92 | |
| Middle East | 2 | - | 26 | - | 9 | 1 | - | - | 15 | 1 | - | 7 | 3 | - | 64 | - | 329 | 329 | 393 | |
| North America | 7 | 1 | 7 | 4 | 2 | 6 | 1 | 1 | 9 | 2 | 1 | 15 | 11 | - | 68 | 6 | 100 | 106 | 174 | |
| Oceania | 6 | 1 | 2 | - | 3 | - | 1 | 1 | 3 | 1 | - | - | 1 | - | 19 | - | 6 | 6 | 25 | |
| TOTAL OTHER COUNTRIES | 89 | 4 | 125 | 8 | 142 | 15 | 2 | 6 | 64 | 9 | 9 | 107 | 86 | 2 | 19 | 687 | 17 | 883 | 900 | 1 587 |
| TOTAL FULL-TIME | 1 640 | 880 | 2 619 | 395 | 2 151 | 1 046 | 554 | 228 | 1 233 | 697 | 321 | 3 590 | 3 110 | 331 | 1 006 | 19 801 | 247 | 4 093 | 4 340 | 24 141 |

FULL-TIME FROSH BY FACULTY AND INITIAL ADDRESS(a)
(FALL 2006)

| INITIAL ADDRESS | CC | ED | EN | FA | HA | HU | KN | MD | NU | SC | SS | CD | TOTAL |
|------------------------------|------------|----------|------------|-----------|------------|------------|-----------|-----------|-----------|------------|------------|------------|--------------|
| Alberta (b) | | | | | | | | | | | | | |
| Brooks | 1 | - | 1 | - | 1 | 1 | 1 | - | - | 6 | 1 | - | 12 |
| Calgary | 166 | 2 | 437 | 50 | 374 | 114 | 51 | 53 | 60 | 603 | 261 | 90 | 2 261 |
| Canmore | - | - | 3 | - | - | 1 | 1 | - | - | 2 | - | - | 7 |
| Carstairs | 1 | - | 5 | - | - | - | - | - | 1 | 5 | - | 1 | 13 |
| Cochrane | 1 | - | 7 | 1 | 4 | 2 | 2 | 1 | - | 9 | 5 | 4 | 36 |
| Edmonton | 4 | - | 2 | 1 | 3 | 3 | - | 1 | - | 3 | 3 | 2 | 22 |
| High River | - | - | 1 | 2 | - | 2 | - | 2 | - | - | 1 | 1 | 9 |
| Irricana | - | - | 1 | - | 1 | - | - | - | - | 4 | - | - | 6 |
| Lac La Biche | - | - | 3 | - | 2 | - | - | - | - | 2 | 2 | 1 | 10 |
| Lacombe | - | - | 2 | - | 3 | - | - | - | - | 1 | 1 | - | 7 |
| Lethbridge | - | - | 4 | 1 | - | - | - | 1 | - | - | - | - | 6 |
| Medicine Hat | 1 | - | 1 | - | 3 | - | - | 3 | - | 5 | 1 | 1 | 15 |
| Okotoks | 2 | 1 | 5 | - | 5 | - | - | 2 | 2 | 16 | 7 | 1 | 41 |
| Red Deer | - | - | 2 | - | 7 | 1 | - | - | 1 | 6 | 3 | 1 | 21 |
| Strathmore | 2 | - | - | - | - | 1 | - | - | - | 4 | 1 | 1 | 9 |
| Taber | - | - | - | - | - | - | - | - | 1 | 7 | 2 | - | 10 |
| Other Alberta | 9 | 1 | 14 | 1 | 7 | 5 | 8 | 1 | 2 | 18 | 15 | 2 | 83 |
| Total Alberta | 187 | 4 | 488 | 56 | 410 | 130 | 63 | 64 | 67 | 691 | 303 | 105 | 2 568 |
| British Columbia | 17 | 1 | 22 | 7 | 55 | 31 | 21 | 8 | 8 | 63 | 42 | 13 | 288 |
| Manitoba | 3 | - | 6 | - | - | 1 | 2 | 1 | - | 3 | 2 | 1 | 19 |
| New Brunswick | 2 | - | 3 | - | 1 | - | 1 | - | - | 2 | - | 1 | 10 |
| Newfoundland & Labrador | - | - | - | - | - | - | - | - | - | 1 | 1 | - | 2 |
| Northwest Territories | 1 | - | 1 | - | - | - | 1 | - | - | 2 | 4 | - | 9 |
| Nova Scotia | 2 | - | 1 | - | 2 | 3 | 1 | - | - | 7 | 6 | 1 | 23 |
| Ontario | 8 | - | 7 | 1 | 10 | 6 | 7 | 6 | - | 14 | 6 | 4 | 69 |
| Prince Edward Island | - | - | - | - | 1 | - | - | - | - | 2 | 1 | - | 4 |
| Quebec | - | - | - | - | - | - | - | - | - | 1 | - | - | 1 |
| Saskatchewan | 7 | 1 | 11 | 2 | 15 | 3 | 1 | - | 3 | 23 | 9 | 3 | 78 |
| Yukon | - | - | 2 | - | - | 1 | - | - | 1 | 3 | 1 | - | 8 |
| TOTAL CANADA | 227 | 6 | 541 | 66 | 494 | 175 | 97 | 79 | 79 | 812 | 375 | 128 | 3 079 |
| Africa | - | - | 1 | - | - | - | - | - | - | 1 | - | - | 2 |
| Asia | 5 | - | 10 | 1 | 6 | 1 | - | - | - | 11 | 15 | 2 | 51 |
| Caribbean | - | - | - | - | - | - | - | - | - | 2 | - | - | 2 |
| Europe | - | - | 1 | - | 1 | - | - | - | - | 2 | 1 | 1 | 6 |
| Middle East | - | - | 10 | - | 2 | - | - | - | - | 1 | - | - | 13 |
| South & Central America | 1 | - | - | - | 1 | - | - | - | - | - | - | - | 2 |
| United States | - | - | 2 | - | - | 2 | - | - | - | - | 3 | - | 7 |
| TOTAL OTHER COUNTRIES | 6 | - | 24 | 1 | 10 | 3 | - | - | - | 17 | 19 | 3 | 83 |
| TOTAL FULL-TIME FROSH | 233 | 6 | 565 | 67 | 504 | 178 | 97 | 79 | 79 | 829 | 394 | 131 | 3 162 |

(a) In order to more accurately reflect where a student originally comes from, the initial address at the time of a student's application is captured and reported. Prior to Fall 2002, students were reported by home address.

(b) For Alberta, only those towns and cities with more than 5 students originating from them are listed.

**FULL-TIME NON-MATRICULATED ADULT UNDERGRADUATE STUDENTS
BY AGE AND FACULTY
(FALL 2006)**

| AGE | CC | FA | HA | HU | MD | NU | SC | SS | SW | CD | TOTAL |
|--------------|-----------|----------|-----------|-----------|----------|----------|----------|----------|----------|----------|------------|
| 20 | 1 | - | - | - | - | - | - | - | - | - | 1 |
| 21 | 8 | 1 | 2 | 2 | - | - | - | 1 | - | - | 14 |
| 22 | 6 | - | 5 | 6 | - | - | 1 | 1 | - | - | 19 |
| 23 | 6 | 1 | 3 | 6 | - | - | 1 | 2 | - | 1 | 20 |
| 24 | 3 | 1 | - | 8 | - | 1 | - | - | - | - | 13 |
| 25 | 1 | - | 1 | 4 | - | - | 1 | 1 | - | - | 8 |
| 26 | 1 | - | - | 4 | - | - | - | 2 | - | - | 7 |
| 27 | 2 | - | 1 | 1 | - | - | 1 | - | - | - | 5 |
| 28 | - | - | - | 3 | - | - | 1 | - | - | - | 4 |
| 29 | - | 1 | 1 | 1 | - | 1 | - | - | - | - | 4 |
| 30 | 1 | - | - | 1 | - | - | - | - | - | - | 2 |
| 31 | - | - | - | - | 1 | 1 | - | - | - | - | 2 |
| 32 | - | - | - | 3 | - | - | - | - | - | - | 3 |
| 33 | - | - | - | - | - | - | - | - | - | 1 | 1 |
| 34 | 1 | - | - | - | - | - | - | - | - | - | 1 |
| 35 | - | - | - | 1 | - | - | - | - | - | 1 | 2 |
| 36-40 | 1 | - | - | 1 | - | - | - | - | - | - | 2 |
| 41-45 | - | - | - | 3 | - | - | - | - | 1 | - | 4 |
| 46-50 | - | 1 | - | - | - | 1 | - | - | - | - | 2 |
| >50 | 2 | 1 | - | - | - | - | - | - | - | - | 3 |
| TOTAL | 33 | 6 | 13 | 44 | 1 | 4 | 5 | 7 | 1 | 3 | 117 |

**SPRING AND SUMMER SESSION STUDENTS
BY SEX AND DEGREE SOUGHT (a)
(2006)**

| | SPRING | | | SUMMER | | |
|--|------------|------------|------------|------------|------------|------------|
| | MALE | FEMALE | TOTAL | MALE | FEMALE | TOTAL |
| UNDERGRADUATE | | | | | | |
| COMMUNICATION & CULTURE | | | | | | |
| Unspecified Degree | 18 | 26 | 44 | 4 | 10 | 14 |
| BA | 83 | 248 | 331 | 44 | 124 | 168 |
| BA After Degree | - | 6 | 6 | - | 4 | 4 |
| BA Honors | - | 1 | 1 | - | - | - |
| BCS | 12 | 28 | 40 | 2 | 13 | 15 |
| BGS | 25 | 95 | 120 | 15 | 42 | 57 |
| BSc | 11 | 17 | 28 | 3 | 9 | 12 |
| Open Studies, Visiting & Exchange | 58 | 115 | 173 | 33 | 61 | 94 |
| TOTAL COMMUNICATION & CULTURE | 207 | 536 | 743 | 101 | 263 | 364 |
| EDUCATION | | | | | | |
| BCR | 3 | 43 | 46 | 3 | 35 | 38 |
| BCR After Degree | - | 1 | 1 | - | 1 | 1 |
| BEd After Degree | 1 | 2 | 3 | - | 1 | 1 |
| Diploma | - | 6 | 6 | - | 1 | 1 |
| Open Studies & Visiting | 14 | 34 | 48 | 18 | 44 | 62 |
| TOTAL EDUCATION | 18 | 86 | 104 | 21 | 82 | 103 |
| FINE ARTS | | | | | | |
| BA (Art History) | 7 | 14 | 21 | 3 | 5 | 8 |
| BA (Music) | 2 | 1 | 3 | 1 | 2 | 3 |
| BA Honors (Music) | 1 | - | 1 | 1 | - | 1 |
| BFA (Art) | 2 | 16 | 18 | 2 | 10 | 12 |
| BFA Honors (Art) | - | 4 | 4 | - | - | - |
| BFA (Developmental Art) | - | 7 | 7 | - | 5 | 5 |
| BFA (Drama) | 11 | 21 | 32 | 2 | 7 | 9 |
| BFA (Drama Education) | - | - | - | - | 2 | 2 |
| BMus | 10 | 15 | 25 | 3 | 12 | 15 |
| DIPFA (Music) | - | - | - | - | 2 | 2 |
| Open Studies & Visiting | 5 | 15 | 20 | 4 | 10 | 14 |
| TOTAL FINE ARTS | 38 | 93 | 131 | 16 | 55 | 71 |
| HASKAYNE SCHOOL OF BUSINESS | | | | | | |
| BAccS | - | 2 | 2 | - | - | - |
| BComm | 286 | 389 | 675 | 156 | 197 | 353 |
| BHRM | 4 | 9 | 13 | 4 | 7 | 11 |
| Open Studies, Visiting & Exchange | 11 | 13 | 24 | 3 | 10 | 13 |
| TOTAL HASKAYNE SCHOOL OF BUSINESS | 301 | 413 | 714 | 163 | 214 | 377 |
| HUMANITIES | | | | | | |
| BA | 75 | 170 | 245 | 46 | 83 | 129 |
| BA After Degree | 2 | 6 | 8 | 2 | 3 | 5 |
| BA Honors | 4 | 9 | 13 | 4 | 4 | 8 |
| BA Honors After Degree | 1 | 5 | 6 | - | 3 | 3 |
| BA/BA | - | 3 | 3 | - | 1 | 1 |
| Not Declared | 7 | 13 | 20 | 4 | 8 | 12 |
| Open Studies | 14 | 17 | 31 | 12 | 12 | 24 |
| TOTAL HUMANITIES | 103 | 223 | 326 | 68 | 114 | 182 |

(a) Most faculties offer combined degree programs. Students registered in these programs are detailed at the end of the table. To obtain a total enrolment profile for these faculties, the combined degree students need to be included with the faculty data.

SPRING AND SUMMER SESSION STUDENTS
BY SEX AND DEGREE SOUGHT (a) (Continued)
(2006)

| | SPRING | | | SUMMER | | |
|---|------------|------------|--------------|------------|------------|------------|
| | MALE | FEMALE | TOTAL | MALE | FEMALE | TOTAL |
| KINESIOLOGY | | | | | | |
| BKin | 31 | 61 | 92 | 11 | 28 | 39 |
| BSc | 9 | 31 | 40 | 4 | 7 | 11 |
| BSc Honors | - | 1 | 1 | - | 1 | 1 |
| Open Studies & Visiting | - | 2 | 2 | - | - | - |
| TOTAL KINESIOLOGY | 40 | 95 | 135 | 15 | 36 | 51 |
| LAW | | | | | | |
| Open Studies | - | 1 | 1 | - | - | - |
| MEDICINE | | | | | | |
| BHSC | 8 | 22 | 30 | 7 | 12 | 19 |
| Open Studies & Visiting | 3 | 2 | 5 | 2 | 3 | 5 |
| TOTAL MEDICINE | 11 | 24 | 35 | 9 | 15 | 24 |
| OPEN STUDIES | 207 | 252 | 459 | 110 | 157 | 267 |
| NURSING | | | | | | |
| BN Accelerated Track | 6 | 61 | 67 | 6 | 62 | 68 |
| BN Off Site | 6 | 42 | 48 | - | - | - |
| BN Regular Track | 23 | 231 | 254 | 5 | 37 | 42 |
| BN Post Diploma | 2 | 18 | 20 | - | 1 | 1 |
| Open Studies | 1 | 19 | 20 | 1 | 2 | 3 |
| TOTAL NURSING | 38 | 371 | 409 | 12 | 102 | 114 |
| SCHULICH SCHOOL OF ENGINEERING | | | | | | |
| BSc | 722 | 243 | 965 | 611 | 187 | 798 |
| Open Studies & Visiting | 30 | 11 | 41 | 10 | 1 | 11 |
| TOTAL SCHULICH SCHOOL OF ENGINEERING | 752 | 254 | 1 006 | 621 | 188 | 809 |
| SCIENCE | | | | | | |
| BA | 2 | - | 2 | 1 | - | 1 |
| BSc | 469 | 480 | 949 | 338 | 259 | 597 |
| BSc After Degree | 10 | 12 | 22 | 12 | 8 | 20 |
| BSc Honors | 13 | 3 | 16 | 10 | 3 | 13 |
| BSc Honors After Degree | - | - | - | 1 | - | 1 |
| BSc/BSc | 11 | 15 | 26 | 6 | 12 | 18 |
| BSc/BSc Honors | 1 | - | 1 | - | - | - |
| Open Studies | 21 | 13 | 34 | 14 | 11 | 25 |
| TOTAL SCIENCE | 527 | 523 | 1 050 | 382 | 293 | 675 |
| SOCIAL SCIENCES | | | | | | |
| BA | 317 | 535 | 852 | 180 | 270 | 450 |
| BA After Degree | 8 | 15 | 23 | 2 | 9 | 11 |
| BA Honors | 17 | 12 | 29 | 15 | 8 | 23 |
| BA/BA | 8 | 18 | 26 | 9 | 12 | 21 |
| BA/BA Honors | 1 | 2 | 3 | - | - | - |
| BSc | 35 | 79 | 114 | 20 | 37 | 57 |
| BSc Honors | - | 2 | 2 | - | 2 | 2 |
| BSc After Degree | 1 | 3 | 4 | - | 2 | 2 |
| BSc/BSc | - | 1 | 1 | - | - | - |
| BSc/BA | 2 | 4 | 6 | 2 | 3 | 5 |
| BSc/BA Honors | 1 | - | 1 | 1 | - | 1 |
| Not Declared | 13 | 16 | 29 | 6 | 6 | 12 |
| Open Studies | 13 | 16 | 29 | 12 | 15 | 27 |
| TOTAL SOCIAL SCIENCES | 416 | 703 | 1 119 | 247 | 364 | 611 |

SPRING AND SUMMER SESSION STUDENTS
BY SEX AND DEGREE SOUGHT (a) (Continued)
(2006)

| | | SPRING | | | SUMMER | | |
|--|-----------------------------|--------------|--------------|--------------|--------------|--------------|--------------|
| | | MALE | FEMALE | TOTAL | MALE | FEMALE | TOTAL |
| SOCIAL WORK | | | | | | | |
| BSW | | 12 | 119 | 131 | 4 | 42 | 46 |
| BSW After Degree | | 4 | 39 | 43 | 1 | 10 | 11 |
| Open Studies & Visiting | | - | 12 | 12 | 4 | 15 | 19 |
| TOTAL SOCIAL WORK | | 16 | 170 | 186 | 9 | 67 | 76 |
| COMBINED/COLLABORATIVE DEGREE STUDENTS | | | | | | | |
| Communication & Culture/Education | BA/BEd | 1 | 2 | 3 | 2 | 1 | 3 |
| Communication & Culture/Humanities | BA/BA | - | 2 | 2 | - | 2 | 2 |
| | BCS/BA | - | 1 | 1 | - | - | - |
| Communication & Culture/Social Sciences | BA/BA | 3 | 9 | 12 | - | 3 | 3 |
| | BA/BSc | - | 1 | 1 | - | - | - |
| Fine Arts/Communication & Culture | BA/BA | - | 1 | 1 | - | - | - |
| Fine Arts/Education | BFA/BEd | - | 3 | 3 | - | 3 | 3 |
| Fine Arts/Humanities | BFA/BA | 1 | 7 | 8 | - | 4 | 4 |
| | BA/BA | - | 3 | 3 | - | 2 | 2 |
| Fine Arts/Kinesiology | BA | - | 19 | 19 | - | 3 | 3 |
| Haskayne School of Business/ Communication & Culture | BComm/BA | 2 | - | 2 | 2 | - | 2 |
| Haskayne School of Business/Fine Arts | BComm/BMus | - | - | - | - | 2 | 2 |
| Haskayne School of Business/Humanities | BComm/BA | 3 | 8 | 11 | - | 2 | 2 |
| Haskayne School of Business/Kinesiology | BComm/BKin | 3 | 3 | 6 | 1 | 2 | 3 |
| Haskayne School of Business/Science | BComm/BSc | 12 | 15 | 27 | 9 | 7 | 16 |
| | BComm/BSc Honors | - | - | - | 1 | - | 1 |
| Haskayne School of Business/Social Sciences | BComm/BA | 25 | 36 | 61 | 15 | 12 | 27 |
| | BComm/BSc | 3 | 1 | 4 | 2 | 1 | 3 |
| Humanities/Science | BA/BSc | 5 | 4 | 9 | 5 | 3 | 8 |
| Humanities/Social Sciences/Communication & Culture | BA (East Asia) | 8 | 5 | 13 | 5 | 4 | 9 |
| | BA After Degree (East Asia) | - | 1 | 1 | - | - | - |
| Kinesiology/Education | BKin/BEd | 1 | 2 | 3 | - | - | - |
| Medicine/Social Sciences | BHSc/BA | - | - | - | 1 | - | 1 |
| Nursing/Kinesiology | BN/BKin | - | 16 | 16 | - | 4 | 4 |
| Schulich School of Engineering/Fine Arts | BSc/BFA | 1 | - | 1 | 1 | - | 1 |
| Schulich School of Engineering/Haskayne School of Business | BSc/BComm | 1 | 1 | 2 | 1 | 1 | 2 |
| Schulich School of Engineering/Humanities | BSc/BA | 4 | 1 | 5 | 3 | 2 | 5 |
| Schulich School of Engineering/Science | BSc/BSc | 3 | 1 | 4 | 2 | - | 2 |
| Schulich School of Engineering/Social Sciences | BSc/BA | 20 | 5 | 25 | 14 | 5 | 19 |
| Science/Communication & Culture | BSc/BA | - | - | - | - | 1 | 1 |
| Science/Education | BSc/BEd | - | 3 | 3 | - | 3 | 3 |
| Science/Fine Arts | BSc/BFA | - | 1 | 1 | - | 1 | 1 |
| Science/Social Sciences | BSc | 9 | 20 | 29 | 6 | 5 | 11 |
| | BSc After Degree | - | 1 | 1 | - | - | - |
| Social Sciences/Education | BA/BCR | - | 3 | 3 | - | 2 | 2 |
| Social Sciences/Fine Arts | BA/BFA | - | 1 | 1 | - | 1 | 1 |
| | BSc/BA | - | 1 | 1 | - | - | - |
| | BSc/BFA | - | 1 | 1 | - | - | - |
| | BA/BA | - | 1 | 1 | - | - | - |
| Social Sciences/Humanities/Communication & Culture | BA (LAST) | 1 | 4 | 5 | - | 1 | 1 |
| | BA After Degree (LAST) | - | 1 | 1 | - | - | - |
| Social Sciences/Humanities | BA/BA | 7 | 21 | 28 | 3 | 12 | 15 |
| | BA/BA Honors | - | 1 | 1 | 1 | - | 1 |
| | BSc/BA | - | 2 | 2 | - | 1 | 1 |
| Social Sciences/Medicine | BA/BHSc | - | 1 | 1 | - | - | - |
| Social Sciences/Science | BA/BSc | 10 | 9 | 19 | 7 | 7 | 14 |
| | BA/BSc Honors | 2 | - | 2 | 2 | - | 2 |
| | BSc/BSc Honors | - | 1 | 1 | - | 1 | 1 |
| | BSc/BSc | 2 | 6 | 8 | 3 | 9 | 12 |
| TOTAL COMBINED/COLLABORATIVE DEGREE | | 127 | 225 | 352 | 86 | 107 | 193 |
| TOTAL UNDERGRADUATE | | 2 801 | 3 969 | 6 770 | 1 860 | 2 057 | 3 917 |

SPRING AND SUMMER SESSION STUDENTS
BY SEX AND DEGREE SOUGHT (a) (Continued)
(2006)

| | SPRING | | | SUMMER | | |
|---|--------------|--------------|--------------|--------------|--------------|--------------|
| | MALE | FEMALE | TOTAL | MALE | FEMALE | TOTAL |
| GRADUATE | | | | | | |
| BCert (Counselling) (b) | 5 | 20 | 25 | 5 | 20 | 25 |
| BCert (Educational Research) | - | 3 | 3 | 1 | 1 | 2 |
| BDipl (Educational Research) | - | 2 | 2 | 1 | 4 | 5 |
| EDD | 4 | 10 | 14 | 21 | 43 | 64 |
| MA | 9 | 20 | 29 | 16 | 20 | 36 |
| MArch | 7 | 1 | 8 | 6 | 2 | 8 |
| MBT | 5 | 9 | 14 | 4 | 8 | 12 |
| MBA | 109 | 59 | 168 | 46 | 35 | 81 |
| MBA/MBT | 1 | - | 1 | - | - | - |
| MC (b) | 31 | 191 | 222 | 31 | 192 | 223 |
| MCE | - | 8 | 8 | - | 12 | 12 |
| MDipl (Nursing) | 1 | 5 | 6 | - | 1 | 1 |
| MDipl (Social Work) | - | 1 | 1 | 2 | - | 2 |
| MEc | 1 | - | 1 | 1 | - | 1 |
| MEd | 93 | 204 | 297 | 120 | 276 | 396 |
| MEDes | 17 | 40 | 57 | 17 | 39 | 56 |
| MEng | 171 | 30 | 201 | 102 | 19 | 121 |
| MFA | 4 | - | 4 | 2 | 5 | 7 |
| MGIS | 25 | 19 | 44 | 22 | 17 | 39 |
| MMus | 1 | 1 | 2 | - | - | - |
| MN | 1 | 32 | 33 | 1 | 16 | 17 |
| MSc | 33 | 72 | 105 | 35 | 73 | 108 |
| MSc in Engineering | 66 | 19 | 85 | 60 | 19 | 79 |
| MSS | - | 1 | 1 | - | 1 | 1 |
| MSW | 1 | 29 | 30 | 3 | 28 | 31 |
| MSW/HA | - | 1 | 1 | - | 1 | 1 |
| Unclassified Environmental Design | 1 | - | 1 | - | - | - |
| PhD | 86 | 55 | 141 | 88 | 56 | 144 |
| TOTAL GRADUATE | 672 | 832 | 1 504 | 584 | 888 | 1 472 |
| TOTAL UNDERGRADUATE AND GRADUATE | 3 473 | 4 801 | 8 274 | 2 444 | 2 945 | 5 389 |

(b) These are total enrolments in the Campus Alberta Master of Counselling and Graduate Certificate in Counselling programs which are conjoint programs represented through a partnership of the University of Calgary, Athabasca University and University of Lethbridge.

**SPRING AND SUMMER SESSION GRADUATE STUDENTS
BY SEX AND FIELD OF STUDY
(2006)**

| | SPRING | | | SUMMER | | |
|---|------------|------------|------------|------------|------------|------------|
| | MALE | FEMALE | TOTAL | MALE | FEMALE | TOTAL |
| COMMUNICATION & CULTURE | | | | | | |
| Communications Studies | - | 1 | 1 | - | 1 | 1 |
| EDUCATION | | | | | | |
| Applied Psychology | 1 | 21 | 22 | 2 | 17 | 19 |
| -Counselling (a) | 39 | 213 | 252 | 39 | 215 | 254 |
| Continuing Education | - | 8 | 8 | - | 12 | 12 |
| Educational Research | 101 | 219 | 320 | 151 | 342 | 493 |
| TOTAL EDUCATION | 141 | 461 | 602 | 192 | 586 | 778 |
| ENVIRONMENTAL DESIGN | | | | | | |
| Architecture | 7 | 1 | 8 | 6 | 2 | 8 |
| Environmental Design | 4 | 4 | 8 | 4 | 4 | 8 |
| Environmental Science | 3 | 18 | 21 | 3 | 18 | 21 |
| Industrial Design | 3 | 4 | 7 | 3 | 4 | 7 |
| Planning | 7 | 12 | 19 | 7 | 11 | 18 |
| Urban Design | 1 | 2 | 3 | 1 | 2 | 3 |
| Unclassified | 1 | - | 1 | - | - | - |
| TOTAL ENVIRONMENTAL DESIGN | 26 | 41 | 67 | 24 | 41 | 65 |
| FINE ARTS | | | | | | |
| Drama | 4 | - | 4 | 2 | 5 | 7 |
| Music | 1 | 2 | 3 | - | 1 | 1 |
| TOTAL FINE ARTS | 5 | 2 | 7 | 2 | 6 | 8 |
| HASKAYNE SCHOOL OF BUSINESS | 111 | 60 | 171 | 47 | 36 | 83 |
| HUMANITIES | | | | | | |
| English | 3 | 3 | 6 | - | - | - |
| French, Italian & Spanish | 1 | 1 | 2 | 1 | - | 1 |
| Germanic, Slavic & East Asian Studies | - | 1 | 1 | - | 1 | 1 |
| Religious Studies | 4 | 4 | 8 | 5 | 4 | 9 |
| TOTAL HUMANITIES | 8 | 9 | 17 | 6 | 5 | 11 |
| INTERDISCIPLINARY GRADUATE PROGRAM (b) | - | 2 | 2 | - | 2 | 2 |
| KINESIOLOGY | 1 | - | 1 | - | - | - |
| MEDICINE | | | | | | |
| Biochemistry & Molecular Biology | 3 | 4 | 7 | 4 | 6 | 10 |
| Biomedical Technology | 5 | 9 | 14 | 4 | 8 | 12 |
| Cardiovascular/Respiratory Sciences | 3 | 2 | 5 | 3 | 3 | 6 |
| Community Health Sciences | 3 | 16 | 19 | 2 | 3 | 5 |

(a) Includes total enrolments in the Campus Alberta Master of Counselling and Graduate Certificate in Counselling programs which are conjoint programs represented through a partnership of the University of Calgary, Athabasca University and University of Lethbridge.

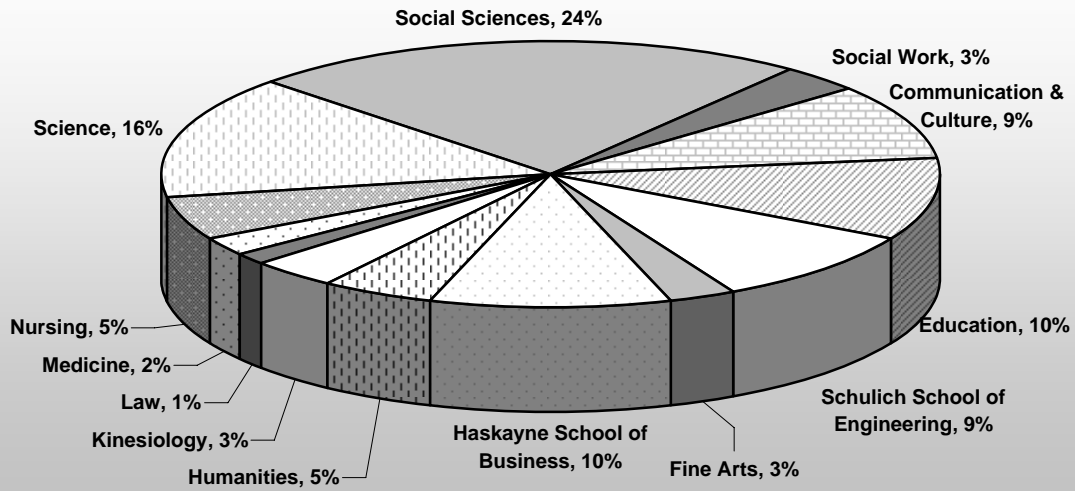
(b) Formerly named Resources and the Environment.

SPRING AND SUMMER SESSION GRADUATE STUDENTS
BY SEX AND FIELD OF STUDY (Continued)
(2006)

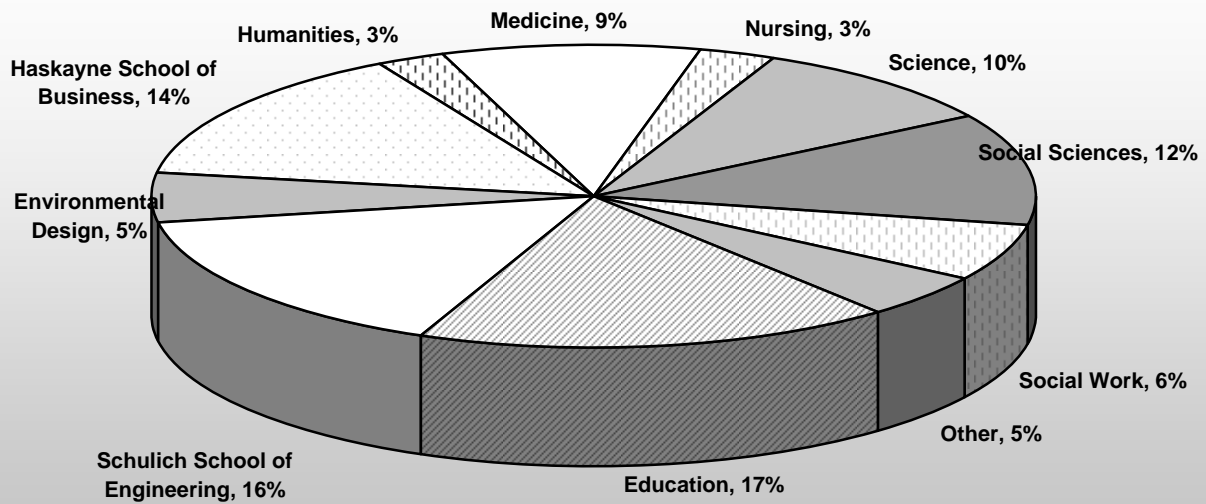
| | SPRING | | | SUMMER | | |
|---|------------|------------|--------------|------------|------------|--------------|
| | MALE | FEMALE | TOTAL | MALE | FEMALE | TOTAL |
| Medical Science | 6 | 15 | 21 | 5 | 15 | 20 |
| Microbiology & Infectious Diseases | 1 | 4 | 5 | 1 | 4 | 5 |
| Neurosciences | 4 | 1 | 5 | 5 | 2 | 7 |
| TOTAL MEDICINE | 25 | 51 | 76 | 24 | 41 | 65 |
| NURSING | 4 | 41 | 45 | 1 | 17 | 18 |
| SCHULICH SCHOOL OF ENGINEERING | | | | | | |
| Biomedical | 1 | 2 | 3 | 1 | 3 | 4 |
| Chemical | 92 | 20 | 112 | 80 | 20 | 100 |
| Civil | 91 | 16 | 107 | 34 | 6 | 40 |
| Electrical | 38 | 7 | 45 | 33 | 6 | 39 |
| Geomatics | 30 | 6 | 36 | 28 | 8 | 36 |
| Mechanical | 31 | 6 | 37 | 37 | 5 | 42 |
| TOTAL SCHULICH SCHOOL OF ENGINEERING | 283 | 57 | 340 | 213 | 48 | 261 |
| SCIENCE | | | | | | |
| Biological Sciences | 8 | 10 | 18 | 8 | 13 | 21 |
| Chemistry | 5 | 5 | 10 | 5 | 4 | 9 |
| Computer Science | 8 | 1 | 9 | 8 | 1 | 9 |
| Geology & Geophysics | 4 | 2 | 6 | 4 | 3 | 7 |
| Physics & Astronomy | 4 | 2 | 6 | 4 | 2 | 6 |
| TOTAL SCIENCE | 29 | 20 | 49 | 29 | 23 | 52 |
| SOCIAL SCIENCES | | | | | | |
| Anthropology | 1 | 1 | 2 | 1 | 1 | 2 |
| Archaeology | - | 3 | 3 | - | 1 | 1 |
| Economics | 4 | 5 | 9 | 5 | 3 | 8 |
| Geography | 27 | 21 | 48 | 23 | 19 | 42 |
| History | - | 2 | 2 | 1 | 1 | 2 |
| Military & Strategic Studies | 1 | 1 | 2 | - | 1 | 1 |
| Political Science | - | - | - | 2 | - | 2 |
| Psychology | 1 | 5 | 6 | 3 | 10 | 13 |
| -Clinical Psychology | 1 | 15 | 16 | 2 | 14 | 16 |
| Sociology | 1 | 1 | 2 | 3 | 1 | 4 |
| TOTAL SOCIAL SCIENCES | 36 | 54 | 90 | 40 | 51 | 91 |
| SOCIAL WORK | 2 | 32 | 34 | 6 | 30 | 36 |
| COMBINED DEGREE STUDENTS | | | | | | |
| Medicine/Management | 1 | - | 1 | - | - | - |
| Social Work/Management | - | 1 | 1 | - | 1 | 1 |
| TOTAL | 672 | 832 | 1 504 | 584 | 888 | 1 472 |

DEGREES, DIPLOMAS AND CERTIFICATES GRANTED

Undergraduate Degrees Awarded (Total = 4,748 in 2006)



Graduate Degrees, Certificates & Diplomas Awarded (Total = 1,227 in 2006)



"Other" includes those fields of study where fewer than 30 degrees were awarded (Communication & Culture, Energy & the Environment, Fine Arts, Interdisciplinary Graduate Program, Kinesiology, Law, Nursing & Sustainable Energy Development).

DEGREES AND DIPLOMAS GRANTED BY SEX AND DEGREE

| DEGREE | SPRING 2006 | | | FALL 2006 | | | TOTAL | | |
|-------------------------------------|--------------|--------------|--------------|------------|------------|--------------|--------------|--------------|--------------|
| | MALE | FEMALE | TOTAL | MALE | FEMALE | TOTAL | MALE | FEMALE | TOTAL |
| UNDERGRADUATE | | | | | | | | | |
| BA | 405 | 703 | 1108 | 125 | 215 | 340 | 530 | 918 | 1448 |
| BA (Collaborative) | 3 | 18 | 21 | 1 | 1 | 2 | 4 | 19 | 23 |
| BAccS | 14 | 36 | 50 | 3 | 6 | 9 | 17 | 42 | 59 |
| BComm | 152 | 179 | 331 | 31 | 31 | 62 | 183 | 210 | 393 |
| BCR | 2 | 37 | 39 | - | 9 | 9 | 2 | 46 | 48 |
| BCS | 9 | 27 | 36 | 2 | 7 | 9 | 11 | 34 | 45 |
| BEEd | 96 | 315 | 411 | - | 3 | 3 | 96 | 318 | 414 |
| BFA | 12 | 40 | 52 | 2 | 9 | 11 | 14 | 49 | 63 |
| BGS | 20 | 71 | 91 | 9 | 36 | 45 | 29 | 107 | 136 |
| BHRM | 4 | 11 | 15 | 1 | - | 1 | 5 | 11 | 16 |
| BKin | 24 | 58 | 82 | 7 | 13 | 20 | 31 | 71 | 102 |
| BMus | 8 | 16 | 24 | 2 | 4 | 6 | 10 | 20 | 30 |
| BN | 16 | 217 | 233 | 1 | 11 | 12 | 17 | 228 | 245 |
| BSc (Engineering) | 316 | 84 | 400 | 28 | 5 | 33 | 344 | 89 | 433 |
| BSc (Non-Engineering Collaborative) | 16 | 14 | 30 | 3 | 3 | 6 | 19 | 17 | 36 |
| BSc (Non-Engineering) | 379 | 378 | 757 | 63 | 68 | 131 | 442 | 446 | 888 |
| BSW | 7 | 109 | 116 | 5 | 42 | 47 | 12 | 151 | 163 |
| DIPED | - | 7 | 7 | 1 | 5 | 6 | 1 | 12 | 13 |
| DIPFA | 1 | - | 1 | 1 | 8 | 9 | 2 | 8 | 10 |
| DIPSC (EN) | 2 | - | 2 | - | - | - | 2 | - | 2 |
| LLB | 28 | 42 | 70 | 1 | - | 1 | 29 | 42 | 71 |
| MD | 51 | 58 | 109 | 1 | - | 1 | 52 | 58 | 110 |
| TOTAL UNDERGRADUATE | 1 565 | 2 420 | 3 985 | 287 | 476 | 763 | 1 852 | 2 896 | 4 748 |
| GRADUATE | | | | | | | | | |
| BDipl | - | 2 | 2 | - | - | - | - | 2 | 2 |
| MDipl | 1 | - | 1 | 1 | 4 | 5 | 2 | 4 | 6 |
| LLM | - | 1 | 1 | - | 1 | 1 | - | 2 | 2 |
| MA | 17 | 21 | 38 | 22 | 31 | 53 | 39 | 52 | 91 |
| MArch | 8 | 10 | 18 | 2 | - | 2 | 10 | 10 | 20 |
| MBA | 102 | 51 | 153 | 10 | 3 | 13 | 112 | 54 | 166 |
| MBT | - | 1 | 1 | 4 | 9 | 13 | 4 | 10 | 14 |
| MC | 1 | 18 | 19 | 4 | 19 | 23 | 5 | 37 | 42 |
| MCE | 7 | 13 | 20 | 1 | 9 | 10 | 8 | 22 | 30 |
| MCS | - | 3 | 3 | 1 | - | 1 | 1 | 3 | 4 |
| MEc | 1 | 2 | 3 | 1 | - | 1 | 2 | 2 | 4 |
| MEd | 10 | 31 | 41 | 21 | 41 | 62 | 31 | 72 | 103 |
| MEDes | 12 | 17 | 29 | 6 | 7 | 13 | 18 | 24 | 42 |
| MEng | 39 | 2 | 41 | 21 | 6 | 27 | 60 | 8 | 68 |
| MFA | - | 1 | 1 | 4 | 2 | 6 | 4 | 3 | 7 |
| MGIS | 9 | 3 | 12 | 11 | 6 | 17 | 20 | 9 | 29 |
| MKin | 1 | 1 | 2 | 1 | - | 1 | 2 | 1 | 3 |
| MMus | 2 | 5 | 7 | 1 | 1 | 2 | 3 | 6 | 9 |
| MN | 2 | 2 | 4 | 2 | 17 | 19 | 4 | 19 | 23 |
| MPM | - | 1 | 1 | - | - | - | - | 1 | 1 |
| MSc (Non-Engineering) | 44 | 59 | 103 | 47 | 60 | 107 | 91 | 119 | 210 |
| MSc (Engineering) | 39 | 16 | 55 | 23 | 7 | 30 | 62 | 23 | 85 |
| MSS | 3 | 2 | 5 | 4 | 4 | 8 | 7 | 6 | 13 |
| MSW | - | 17 | 17 | 6 | 48 | 54 | 6 | 65 | 71 |
| PhD | 60 | 34 | 94 | 55 | 33 | 88 | 115 | 67 | 182 |
| TOTAL GRADUATE | 358 | 313 | 671 | 248 | 308 | 556 | 606 | 621 | 1227 |
| TOTAL DEGREES | 1 923 | 2 733 | 4 656 | 535 | 784 | 1 319 | 2 458 | 3 517 | 5 975 |

UNDERGRADUATE DEGREES AND DIPLOMAS GRANTED BY SEX AND MAJOR

| MAJOR (a) | SPRING 2006 | | | FALL 2006 | | | TOTAL | | |
|---|-------------|------------|------------|-----------|-----------|------------|------------|------------|------------|
| | MALE | FEMALE | TOTAL | MALE | FEMALE | TOTAL | MALE | FEMALE | TOTAL |
| COMMUNICATION & CULTURE | | | | | | | | | |
| Canadian Studies | 7 | 8 | 15 | 1 | 3 | 4 | 8 | 11 | 19 |
| Communications Studies | 23 | 65 | 88 | 9 | 21 | 30 | 32 | 86 | 118 |
| Development Studies | 2 | 12 | 14 | 2 | 9 | 11 | 4 | 21 | 25 |
| General Studies | 20 | 71 | 91 | 9 | 36 | 45 | 29 | 107 | 136 |
| Law & Society | 7 | 14 | 21 | - | 3 | 3 | 7 | 17 | 24 |
| Law & Society & Communications Studies | - | 1 | 1 | - | - | - | - | 1 | 1 |
| Leisure, Tourism & Society | 5 | 2 | 7 | - | - | - | 5 | 2 | 7 |
| Non-Major Program | 20 | 42 | 62 | 7 | 22 | 29 | 27 | 64 | 91 |
| Science, Technology & Society | 3 | 3 | 6 | - | - | - | 3 | 3 | 6 |
| Women's Studies | - | 6 | 6 | - | 2 | 2 | - | 8 | 8 |
| TOTAL COMMUNICATION & CULTURE | 87 | 224 | 311 | 28 | 96 | 124 | 115 | 320 | 435 |
| EDUCATION | | | | | | | | | |
| Applied Psychology | - | 7 | 7 | 1 | 5 | 6 | 1 | 12 | 13 |
| Community Rehabilitation | 2 | 37 | 39 | - | 9 | 9 | 2 | 46 | 48 |
| Kindergarten/Elementary Education | 35 | 199 | 234 | - | 2 | 2 | 35 | 201 | 236 |
| Secondary Education | 61 | 116 | 177 | - | 1 | 1 | 61 | 117 | 178 |
| TOTAL EDUCATION | 98 | 359 | 457 | 1 | 17 | 18 | 99 | 376 | 475 |
| FINE ARTS | | | | | | | | | |
| Art | 4 | 18 | 22 | - | 5 | 5 | 4 | 23 | 27 |
| Art History | - | 13 | 13 | - | 1 | 1 | - | 14 | 14 |
| Dance | - | 11 | 11 | - | - | - | - | 11 | 11 |
| Developmental Art | 1 | 11 | 12 | - | - | - | 1 | 11 | 12 |
| Drama | 7 | 10 | 17 | 2 | 3 | 5 | 9 | 13 | 22 |
| Drama Education | - | 1 | 1 | - | 1 | 1 | - | 2 | 2 |
| Music | 11 | 17 | 28 | 4 | 13 | 17 | 15 | 30 | 45 |
| TOTAL FINE ARTS | 23 | 81 | 104 | 6 | 23 | 29 | 29 | 104 | 133 |
| HASKAYNE SCHOOL OF BUSINESS | | | | | | | | | |
| Accounting | 27 | 50 | 77 | 9 | 9 | 18 | 36 | 59 | 95 |
| Accounting Science (BAccs) | 14 | 36 | 50 | 3 | 6 | 9 | 17 | 42 | 59 |
| Business Process Management | 4 | 1 | 5 | - | - | - | 4 | 1 | 5 |
| Entrepreneurship & Innovation | 6 | 2 | 8 | 1 | - | 1 | 7 | 2 | 9 |
| Finance | 60 | 32 | 92 | 7 | 2 | 9 | 67 | 34 | 101 |
| General | 12 | 16 | 28 | 3 | 3 | 6 | 15 | 19 | 34 |
| Human Resources & Organizational Dynamics | 2 | 10 | 12 | 2 | 1 | 3 | 4 | 11 | 15 |
| Hotel & Resort Management (BHRM) | 4 | 11 | 15 | 1 | - | 1 | 5 | 11 | 16 |
| International Business | 5 | 19 | 24 | 1 | 1 | 2 | 6 | 20 | 26 |
| Management Information Systems | 3 | 1 | 4 | - | - | - | 3 | 1 | 4 |
| Marketing | 17 | 27 | 44 | 5 | 13 | 18 | 22 | 40 | 62 |
| Operations Management | 2 | 3 | 5 | 1 | - | 1 | 3 | 3 | 6 |
| Petroleum Land Management | 11 | 10 | 21 | - | 1 | 1 | 11 | 11 | 22 |
| Risk Management & Insurance | 3 | 4 | 7 | 1 | - | 1 | 4 | 4 | 8 |
| Transportation & Logistics | - | - | - | - | 1 | 1 | - | 1 | 1 |
| Tourism & Hospitality Management | - | 4 | 4 | 1 | - | 1 | 1 | 4 | 5 |
| TOTAL HASKAYNE SCHOOL OF BUSINESS | 170 | 226 | 396 | 35 | 37 | 72 | 205 | 263 | 468 |

(a) Where two majors are declared, data are organized by primary major.

UNDERGRADUATE DEGREES AND DIPLOMAS GRANTED
BY SEX AND MAJOR (Continued)

| MAJOR (a) | SPRING 2006 | | | FALL 2006 | | | TOTAL | | |
|---|-------------|------------|------------|-----------|-----------|-----------|------------|------------|------------|
| | MALE | FEMALE | TOTAL | MALE | FEMALE | TOTAL | MALE | FEMALE | TOTAL |
| HUMANITIES | | | | | | | | | |
| East Asia | 3 | 2 | 5 | 1 | - | 1 | 4 | 2 | 6 |
| English | 23 | 72 | 95 | 10 | 19 | 29 | 33 | 91 | 124 |
| French | - | 8 | 8 | - | 4 | 4 | - | 12 | 12 |
| French & Spanish | - | 1 | 1 | - | - | - | - | 1 | 1 |
| German | - | 1 | 1 | - | 1 | 1 | - | 2 | 2 |
| Greek & Roman Studies | - | 8 | 8 | - | - | - | - | 8 | 8 |
| Greek & Roman Studies & History | - | 1 | 1 | - | - | - | - | 1 | 1 |
| Humanities | - | 4 | 4 | - | 3 | 3 | - | 7 | 7 |
| Philosophy | 22 | 4 | 26 | 11 | 3 | 14 | 33 | 7 | 40 |
| Religious Studies | 3 | 8 | 11 | 4 | 7 | 11 | 7 | 15 | 22 |
| Religious Studies & Applied Ethics | 1 | - | 1 | - | - | - | 1 | - | 1 |
| Russian | 2 | - | 2 | - | - | - | 2 | - | 2 |
| Spanish | 3 | 4 | 7 | - | 2 | 2 | 3 | 6 | 9 |
| TOTAL HUMANITIES | 57 | 113 | 170 | 26 | 39 | 65 | 83 | 152 | 235 |
| KINESIOLOGY | | | | | | | | | |
| | 46 | 85 | 131 | 13 | 19 | 32 | 59 | 104 | 163 |
| LAW | | | | | | | | | |
| | 28 | 42 | 70 | 1 | - | 1 | 29 | 42 | 71 |
| MEDICINE | | | | | | | | | |
| | 51 | 58 | 109 | 1 | - | 1 | 52 | 58 | 110 |
| NURSING | | | | | | | | | |
| | 16 | 217 | 233 | 1 | 11 | 12 | 17 | 228 | 245 |
| SCHULICH SCHOOL OF ENGINEERING | | | | | | | | | |
| Chemical | 30 | 23 | 53 | 2 | - | 2 | 32 | 23 | 55 |
| Civil | 55 | 17 | 72 | 3 | 2 | 5 | 58 | 19 | 77 |
| Computer | 35 | 5 | 40 | 1 | - | 1 | 36 | 5 | 41 |
| Electrical | 49 | 10 | 59 | 5 | - | 5 | 54 | 10 | 64 |
| Geomatics | 28 | 13 | 41 | 6 | 1 | 7 | 34 | 14 | 48 |
| Manufacturing | 21 | 3 | 24 | 3 | 1 | 4 | 24 | 4 | 28 |
| Mechanical | 73 | 9 | 82 | 5 | - | 5 | 78 | 9 | 87 |
| Oil & Gas | 10 | 2 | 12 | 2 | - | 2 | 12 | 2 | 14 |
| Software | 17 | 2 | 19 | 1 | 1 | 2 | 18 | 3 | 21 |
| TOTAL SCHULICH SCHOOL OF ENGINEERING | 318 | 84 | 402 | 28 | 5 | 33 | 346 | 89 | 435 |
| SCIENCE | | | | | | | | | |
| Actuarial Science | 19 | 12 | 31 | 1 | 3 | 4 | 20 | 15 | 35 |
| Actuarial Science & Statistics | 3 | 2 | 5 | - | - | - | 3 | 2 | 5 |
| Applied Chemistry | - | 1 | 1 | - | - | - | - | 1 | 1 |
| Applied & Environmental Geology | 2 | 2 | 4 | - | - | - | 2 | 2 | 4 |
| Applied & Environmental Geology & Geology | 2 | - | 2 | - | - | - | 2 | - | 2 |
| Applied Mathematics | 6 | 2 | 8 | 1 | - | 1 | 7 | 2 | 9 |
| Applied Mathematics & Pure Mathematics | 2 | - | 2 | - | - | - | 2 | - | 2 |
| Applied Physics | 1 | - | 1 | - | - | - | 1 | - | 1 |
| Astrophysics | 4 | 1 | 5 | 1 | - | 1 | 5 | 1 | 6 |
| Biochemistry | 13 | 12 | 25 | 1 | - | 1 | 14 | 12 | 26 |
| Biochemistry & Cellular, Molecular & | | | | | | | | | |
| Biological Sciences | 47 | 79 | 126 | 5 | 15 | 20 | 52 | 94 | 146 |
| Biological Sciences & Primatology | - | 1 | 1 | - | - | - | - | 1 | 1 |
| Botany | - | 1 | 1 | - | 1 | 1 | - | 2 | 2 |
| Chemical Physics | - | - | - | 1 | - | 1 | 1 | - | 1 |
| Chemistry | 19 | 18 | 37 | 2 | - | 2 | 21 | 18 | 39 |

UNDERGRADUATE DEGREES AND DIPLOMAS GRANTED
BY SEX AND MAJOR (Continued)

| MAJOR (a) | SPRING 2006 | | | FALL 2006 | | | TOTAL | | |
|--|-------------|------------|------------|-----------|-----------|-----------|------------|------------|------------|
| | MALE | FEMALE | TOTAL | MALE | FEMALE | TOTAL | MALE | FEMALE | TOTAL |
| SCIENCE (Continued) | | | | | | | | | |
| Cellular, Molecular & Microbial Biology | 15 | 23 | 38 | 2 | 3 | 5 | 17 | 26 | 43 |
| Computer Science | 117 | 24 | 141 | 24 | 6 | 30 | 141 | 30 | 171 |
| Computer Science & Applied Mathematics | 2 | - | 2 | - | - | - | 2 | - | 2 |
| Earth Science | 5 | 6 | 11 | 2 | 1 | 3 | 7 | 7 | 14 |
| Ecology | 3 | 7 | 10 | - | 1 | 1 | 3 | 8 | 11 |
| Environmental Science | 11 | 8 | 19 | 1 | 2 | 3 | 12 | 10 | 22 |
| General Mathematics | 14 | 15 | 29 | 3 | 2 | 5 | 17 | 17 | 34 |
| Geology | 19 | 22 | 41 | 3 | 2 | 5 | 22 | 24 | 46 |
| Geology & Applied & Environmental Geology | 1 | 2 | 3 | - | - | - | 1 | 2 | 3 |
| Geophysics | 7 | 6 | 13 | - | - | - | 7 | 6 | 13 |
| Geophysics & Geology | 1 | 1 | 2 | - | - | - | 1 | 1 | 2 |
| Natural Sciences | 4 | 15 | 19 | - | 1 | 1 | 4 | 16 | 20 |
| Physics | 7 | 1 | 8 | 1 | - | 1 | 8 | 1 | 9 |
| Pure Mathematics | 4 | 2 | 6 | 1 | 2 | 3 | 5 | 4 | 9 |
| Pure Mathematics & Applied Mathematics | 3 | - | 3 | - | - | - | 3 | - | 3 |
| Pure Mathematics & Computer Science | - | 1 | 1 | - | - | - | - | 1 | 1 |
| Statistics | 1 | 2 | 3 | - | - | - | 1 | 2 | 3 |
| Statistics & Actuarial Science | - | 1 | 1 | - | - | - | - | 1 | 1 |
| Zoology | 8 | 16 | 24 | 1 | 3 | 4 | 9 | 19 | 28 |
| Zoology & Ecology | - | 1 | 1 | - | - | - | - | 1 | 1 |
| TOTAL SCIENCE | 340 | 284 | 624 | 50 | 42 | 92 | 390 | 326 | 716 |
| SOCIAL SCIENCES | | | | | | | | | |
| Ancient & Medieval History | 1 | - | 1 | - | - | - | 1 | - | 1 |
| Archaeology | 10 | 19 | 29 | 4 | 4 | 8 | 14 | 23 | 37 |
| Economics | 108 | 67 | 175 | 28 | 21 | 49 | 136 | 88 | 224 |
| Economics & Actuarial Science | 1 | - | 1 | - | - | - | 1 | - | 1 |
| Economics & General Mathematics | - | - | - | - | 1 | 1 | - | 1 | 1 |
| Economics & Geography | - | 1 | 1 | - | - | - | - | 1 | 1 |
| Economics & Society | 6 | 2 | 8 | 3 | 1 | 4 | 9 | 3 | 12 |
| Geography | 21 | 30 | 51 | 9 | 8 | 17 | 30 | 38 | 68 |
| History | 27 | 49 | 76 | 8 | 8 | 16 | 35 | 57 | 92 |
| History & Archaeology | 1 | - | 1 | - | - | - | 1 | - | 1 |
| History & Political Science | 1 | - | 1 | - | - | - | 1 | - | 1 |
| International Indigenous Studies | - | 3 | 3 | - | 1 | 1 | - | 4 | 4 |
| International Relations | 17 | 43 | 60 | 8 | 15 | 23 | 25 | 58 | 83 |
| International Relations & French | - | 1 | 1 | - | - | - | - | 1 | 1 |
| International Relations & German | - | - | - | 1 | - | 1 | 1 | - | 1 |
| Latin American Studies | - | 4 | 4 | - | 1 | 1 | - | 5 | 5 |
| Latin American Studies & Spanish | - | 1 | 1 | - | - | - | - | 1 | 1 |
| Linguistics | 3 | 23 | 26 | - | 4 | 4 | 3 | 27 | 30 |
| Political Science | 59 | 44 | 103 | 15 | 15 | 30 | 74 | 59 | 133 |
| Political Science & Social & Cultural Anthropology | 1 | - | 1 | - | - | - | 1 | - | 1 |
| Political Science & Economics | - | 1 | 1 | - | - | - | - | 1 | 1 |
| Political Science & Philosophy | - | - | - | 1 | - | 1 | 1 | - | 1 |
| Primatology | 3 | 12 | 15 | - | 10 | 10 | 3 | 22 | 25 |
| Primatology & Archaeology | - | 1 | 1 | - | - | - | - | 1 | 1 |

UNDERGRADUATE DEGREES AND DIPLOMAS GRANTED
BY SEX AND MAJOR (Continued)

| MAJOR (a) | SPRING 2006 | | | FALL 2006 | | | TOTAL | | |
|--------------------------------|--------------|--------------|--------------|------------|------------|------------|--------------|--------------|--------------|
| | MALE | FEMALE | TOTAL | MALE | FEMALE | TOTAL | MALE | FEMALE | TOTAL |
| SOCIAL SCIENCES (Continued) | | | | | | | | | |
| Psychology | 27 | 142 | 169 | 6 | 17 | 23 | 33 | 159 | 192 |
| Psychology & Philosophy | 1 | - | 1 | - | - | - | 1 | - | 1 |
| Social & Cultural Anthropology | 3 | 14 | 17 | 1 | 6 | 7 | 4 | 20 | 24 |
| Sociology | 26 | 69 | 95 | 8 | 29 | 37 | 34 | 98 | 132 |
| Sociology & Political Science | - | - | - | - | 1 | 1 | - | 1 | 1 |
| Urban Studies | 8 | 12 | 20 | - | 3 | 3 | 8 | 15 | 23 |
| TOTAL SOCIAL SCIENCES | 324 | 538 | 862 | 92 | 145 | 237 | 416 | 683 | 1 099 |
| SOCIAL WORK | 7 | 109 | 116 | 5 | 42 | 47 | 12 | 151 | 163 |
| TOTAL UNDERGRADUATE | 1 565 | 2 420 | 3 985 | 287 | 476 | 763 | 1 852 | 2 896 | 4 748 |

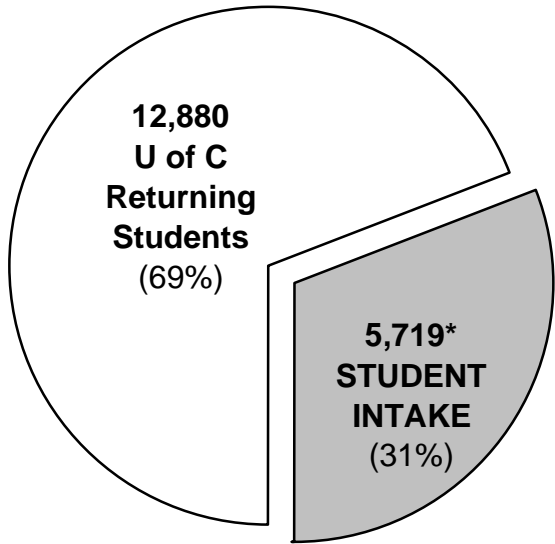
**GRADUATE DEGREES AND DIPLOMAS GRANTED
BY SEX AND FIELD OF STUDY**

| FIELD OF STUDY | SPRING 2006 | | | FALL 2006 | | | TOTAL | | |
|---|-------------|-----------|------------|-----------|-----------|------------|------------|------------|------------|
| | MALE | FEMALE | TOTAL | MALE | FEMALE | TOTAL | MALE | FEMALE | TOTAL |
| COMMUNICATION & CULTURE | | | | | | | | | |
| Communications Studies | 1 | 5 | 6 | 6 | - | 6 | 7 | 5 | 12 |
| EDUCATION | | | | | | | | | |
| Applied Psychology | 3 | 11 | 14 | 1 | 12 | 13 | 4 | 23 | 27 |
| Continuing Education | 7 | 13 | 20 | 1 | 9 | 10 | 8 | 22 | 30 |
| Counselling | 1 | 18 | 19 | 4 | 19 | 23 | 5 | 37 | 42 |
| Educational Research | 12 | 38 | 50 | 23 | 43 | 66 | 35 | 81 | 116 |
| TOTAL EDUCATION | 23 | 80 | 103 | 29 | 83 | 112 | 52 | 163 | 215 |
| ENVIRONMENTAL DESIGN | | | | | | | | | |
| Architecture | 8 | 10 | 18 | 2 | - | 2 | 10 | 10 | 20 |
| Environmental Design | 1 | - | 1 | - | - | - | 1 | - | 1 |
| Environmental Science | 3 | 5 | 8 | - | 3 | 3 | 3 | 8 | 11 |
| General | - | 1 | 1 | - | - | - | - | 1 | 1 |
| Industrial Design | 6 | 3 | 9 | - | - | - | 6 | 3 | 9 |
| Planning | 3 | 6 | 9 | 3 | 4 | 7 | 6 | 10 | 16 |
| Urban Design | - | 2 | 2 | 3 | - | 3 | 3 | 2 | 5 |
| TOTAL ENVIRONMENTAL DESIGN | 21 | 27 | 48 | 8 | 7 | 15 | 29 | 34 | 63 |
| FINE ARTS | | | | | | | | | |
| Art | - | - | - | 2 | 1 | 3 | 2 | 1 | 3 |
| Art & Music | - | - | - | 1 | - | 1 | 1 | - | 1 |
| Drama | - | 1 | 1 | 2 | 1 | 3 | 2 | 2 | 4 |
| Music | 2 | 5 | 7 | 1 | 2 | 3 | 3 | 7 | 10 |
| TOTAL FINE ARTS | 2 | 6 | 8 | 6 | 4 | 10 | 8 | 10 | 18 |
| HASKAYNE SCHOOL OF BUSINESS | 104 | 51 | 155 | 18 | 4 | 22 | 122 | 55 | 177 |
| HUMANITIES | | | | | | | | | |
| English | 1 | 2 | 3 | 2 | 6 | 8 | 3 | 8 | 11 |
| French, Italian & Spanish | - | 1 | 1 | - | - | - | - | 1 | 1 |
| Germanic, Slavic & East Asian Studies | - | 1 | 1 | - | - | - | - | 1 | 1 |
| Greek & Roman Studies | - | - | - | 3 | 1 | 4 | 3 | 1 | 4 |
| Philosophy | 3 | - | 3 | 4 | 1 | 5 | 7 | 1 | 8 |
| Religious Studies | 1 | 2 | 3 | 1 | 2 | 3 | 2 | 4 | 6 |
| TOTAL HUMANITIES | 5 | 6 | 11 | 10 | 10 | 20 | 15 | 16 | 31 |
| INTERDISCIPLINARY GRADUATE PROGRAM | 5 | 3 | 8 | 1 | 2 | 3 | 6 | 5 | 11 |
| KINESIOLOGY | 5 | 1 | 6 | 1 | 3 | 4 | 6 | 4 | 10 |
| LAW | - | 1 | 1 | - | 1 | 1 | - | 2 | 2 |


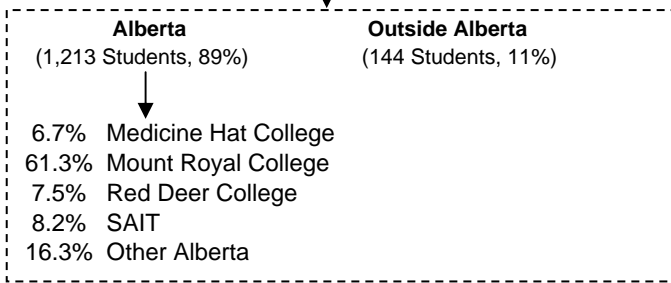

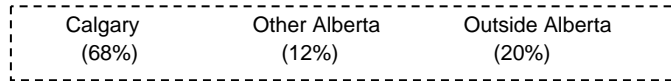
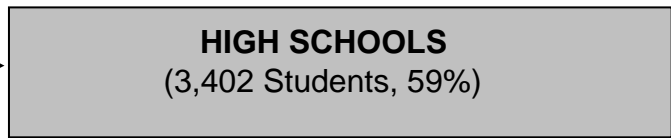
GRADUATE DEGREES AND DIPLOMAS GRANTED
BY SEX AND FIELD OF STUDY (Continued)

| FIELD OF STUDY | SPRING 2006 | | | FALL 2006 | | | TOTAL | | |
|---|-------------|------------|------------|------------|------------|------------|------------|------------|--------------|
| | MALE | FEMALE | TOTAL | MALE | FEMALE | TOTAL | MALE | FEMALE | TOTAL |
| MEDICINE | | | | | | | | | |
| Biochemistry & Molecular Biology | 3 | 5 | 8 | 6 | 2 | 8 | 9 | 7 | 16 |
| Biomedical Technology | - | 1 | 1 | 4 | 9 | 13 | 4 | 10 | 14 |
| Cardiovascular/Respiratory Sciences | - | 2 | 2 | 2 | 2 | 4 | 2 | 4 | 6 |
| Community Health Sciences | 3 | 5 | 8 | 4 | 10 | 14 | 7 | 15 | 22 |
| Gastrointestinal Sciences | 1 | 1 | 2 | 1 | 1 | 2 | 2 | 2 | 4 |
| Medical Science | 7 | 9 | 16 | 9 | 6 | 15 | 16 | 15 | 31 |
| Microbiology & Infectious Diseases | 4 | 1 | 5 | 3 | - | 3 | 7 | 1 | 8 |
| Neurosciences | 3 | 7 | 10 | 3 | 2 | 5 | 6 | 9 | 15 |
| TOTAL MEDICINE | 21 | 31 | 52 | 32 | 32 | 64 | 53 | 63 | 116 |
| NURSING | 2 | 5 | 7 | 3 | 23 | 26 | 5 | 28 | 33 |
| SCHULICH SCHOOL OF ENGINEERING | | | | | | | | | |
| Biomedical Engineering | 2 | 2 | 4 | - | 2 | 2 | 2 | 4 | 6 |
| Chemical | 35 | 8 | 43 | 18 | 2 | 20 | 53 | 10 | 63 |
| Civil | 8 | 4 | 12 | 9 | 4 | 13 | 17 | 8 | 25 |
| Electrical | 29 | 4 | 33 | 17 | 4 | 21 | 46 | 8 | 54 |
| Geomatics | 12 | 3 | 15 | 2 | 1 | 3 | 14 | 4 | 18 |
| Mechanical | 5 | 1 | 6 | 6 | 2 | 8 | 11 | 3 | 14 |
| Mechanical & Manufacturing | 7 | 2 | 9 | 4 | 2 | 6 | 11 | 4 | 15 |
| TOTAL SCHULICH SCHOOL OF ENGINEERING | 98 | 24 | 122 | 56 | 17 | 73 | 154 | 41 | 195 |
| SCIENCE | | | | | | | | | |
| Biological Sciences | 4 | 8 | 12 | 4 | 2 | 6 | 8 | 10 | 18 |
| Chemistry | 3 | 3 | 6 | 2 | 2 | 4 | 5 | 5 | 10 |
| Computer Science | 17 | 6 | 23 | 16 | 4 | 20 | 33 | 10 | 43 |
| Geology & Geophysics | 5 | 7 | 12 | 3 | 6 | 9 | 8 | 13 | 21 |
| Physics & Astronomy | 4 | - | 4 | 6 | 2 | 8 | 10 | 2 | 12 |
| Mathematics & Statistics | 3 | 1 | 4 | 9 | 2 | 11 | 12 | 3 | 15 |
| TOTAL SCIENCE | 36 | 25 | 61 | 40 | 18 | 58 | 76 | 43 | 119 |
| SOCIAL SCIENCES | | | | | | | | | |
| Anthropology | 1 | 2 | 3 | 1 | 1 | 2 | 2 | 3 | 5 |
| Archaeology | 1 | 1 | 2 | - | 2 | 2 | 1 | 3 | 4 |
| Archaeology & Medical Science | 1 | - | 1 | - | - | - | 1 | - | 1 |
| Clinical Psychology | - | 1 | 1 | - | 11 | 11 | - | 12 | 12 |
| Economics | 5 | 4 | 9 | 4 | 5 | 9 | 9 | 9 | 18 |
| Geography | 4 | 2 | 6 | 3 | 2 | 5 | 7 | 4 | 11 |
| Geographic Information Systems | 9 | 3 | 12 | 11 | 6 | 17 | 20 | 9 | 29 |
| History | 1 | - | 1 | 3 | 4 | 7 | 4 | 4 | 8 |
| Linguistics | 1 | - | 1 | - | 4 | 4 | 1 | 4 | 5 |
| Military & Strategic Studies | 3 | 2 | 5 | 4 | 4 | 8 | 7 | 6 | 13 |
| Political Science | - | 1 | 1 | 1 | 4 | 5 | 1 | 5 | 6 |
| Psychology | 4 | 3 | 7 | 2 | 7 | 9 | 6 | 10 | 16 |
| Sociology | 3 | 5 | 8 | 3 | 5 | 8 | 6 | 10 | 16 |
| TOTAL SOCIAL SCIENCES | 33 | 24 | 57 | 32 | 55 | 87 | 65 | 79 | 144 |
| SUSTAINABLE ENERGY DEVELOPMENT | 1 | 4 | 5 | - | - | - | 1 | 4 | 5 |
| SOCIAL WORK | 1 | 20 | 21 | 6 | 49 | 55 | 7 | 69 | 76 |
| TOTAL GRADUATE | 358 | 313 | 671 | 248 | 308 | 556 | 606 | 621 | 1 227 |

**FALL 2006
FULL-TIME
UNDERGRADUATE
STUDENTS
BY
INSTITUTION
PREVIOUSLY
ATTENDED**



Previous Institution



Data exclude Law and Medicine (except Bachelor of Health Sciences).

*Includes 38 students whose previous institution is unknown.

**FULL-TIME UNDERGRADUATE STUDENTS
BY INSTITUTION PREVIOUSLY ATTENDED
(FALL 2006)**

| | FROSH | NEW | OTHER | TOTAL |
|---|--------------|--------------|---------------|---------------|
| INSTITUTION ATTENDED IN FALL 2005 | | | | |
| Universities | | | | |
| University of Calgary | | | | |
| Full-Time | | | 11 973 | 11 973 |
| Part-Time | | | 514 | 514 |
| Other Alberta | | 133 | 62 | 195 |
| Outside Alberta | | 373 | 47 | 420 |
| Total Universities | | 506 | 12 596 | 13 102 |
| Other Postsecondary Institutions | | | | |
| Alberta | | 809 | 241 | 1 050 |
| Outside Alberta | | 84 | 5 | 89 |
| Total Other Postsecondary Institutions | | 893 | 246 | 1 139 |
| High Schools | | | | |
| Calgary | 1 909 | 141 | 7 | 2 057 |
| Other Alberta | 324 | 24 | 2 | 350 |
| Outside Alberta | 532 | 36 | 1 | 569 |
| Total High Schools | 2 765 | 201 | 10 | 2 976 |
| SUB-TOTAL | 2 765 | 1 600 | 12 852 | 17 217 |
| LAST KNOWN INSTITUTION IF NONE ATTENDED IN FALL 2005 | | | | |
| Universities | | | | |
| University of Calgary | | | 393 | 393 |
| Other Alberta | | 53 | 18 | 71 |
| Outside Alberta | | 200 | 36 | 236 |
| Total Universities | | 253 | 447 | 700 |
| Other Postsecondary Institutions | | | | |
| Alberta | | 137 | 26 | 163 |
| Outside Alberta | | 47 | 8 | 55 |
| Total Other Postsecondary Institutions | | 184 | 34 | 218 |
| High Schools | | | | |
| Calgary | 225 | 9 | 9 | 243 |
| Other Alberta | 59 | 1 | 4 | 64 |
| Outside Alberta | 98 | 13 | 8 | 119 |
| Total High Schools | 382 | 23 | 21 | 426 |
| SUB-TOTAL | 382 | 460 | 502 | 1 344 |
| No Known Institution | 15 | 19 | 4 | 38 |
| TOTAL | 3 162 | 2 079 | 13 358 | 18 599 |

(a) Excludes Law (including the combined degree students in Law and Environmental Design and Law and Management) and Medicine (except Bachelor of Health Sciences).

STUDENTS

Historical Data

FULL-TIME STUDENTS BY DEGREE SOUGHT

| | FALL 1997 | FALL 1998 | FALL 1999 | FALL 2000 | FALL 2001 | FALL 2002 (a) | FALL 2003 | FALL 2004 | FALL 2005 | FALL 2006 |
|--|--------------|--------------|--------------|--------------|--------------|------------------|--------------|--------------|--------------|--------------|
| UNDERGRADUATE (b) | | | | | | | | | | |
| COMMUNICATION & CULTURE | | | | | | | | | | |
| Unspecified Degree | 5 099 | 4 861 | 4 851 | 4 943 | 4 961 | 1 140 | 385 | 259 | 206 | 170 |
| BA | 531 | 597 | 729 | 663 | 712 | 1 172 | 1 155 | 974 | 940 | 918 |
| BA Honors | 8 | 7 | 7 | 9 | 12 | 7 | 10 | 9 | 7 | 14 |
| BA/BA | - | - | - | - | - | - | - | - | - | 1 |
| BCS | - | - | - | 20 | 31 | 42 | 67 | 88 | 90 | 80 |
| BGS | 146 | 227 | 254 | 216 | 289 | 408 | 346 | 311 | 269 | 237 |
| BSc | 53 | 85 | 120 | 121 | 121 | 140 | 106 | 98 | 108 | 104 |
| BSc Honors | - | - | - | - | - | - | 1 | 3 | 1 | - |
| Pre-Dentistry | 62 | 60 | 76 | - | 19 | 2 | - | - | - | - |
| Pre-Optometry | 20 | 18 | 17 | 14 | 3 | 1 | - | - | - | - |
| Pre-Veterinary Medicine | 50 | 43 | 34 | 41 | 14 | 5 | - | - | - | - |
| Open Studies, Visiting & Exchange | 257 | 235 | 237 | 221 | 228 | 213 | 217 | 156 | 159 | 116 |
| TOTAL COMMUNICATION & CULTURE | 6 226 | 6 133 | 6 325 | 6 248 | 6 390 | 3 130 | 2 287 | 1 898 | 1 780 | 1 640 |
| EDUCATION | | | | | | | | | | |
| BCR | 44 | 50 | 53 | 42 | 38 | 46 | 58 | 85 | 60 | 77 |
| BCR After Degree | 2 | 1 | 1 | 6 | 1 | - | 3 | 4 | 4 | 4 |
| BEd Early Childhood | 63 | 35 | 7 | - | - | - | - | - | - | - |
| BEd Elementary | 373 | 193 | 39 | 1 | - | - | - | - | - | - |
| BEd Secondary | 153 | 85 | 18 | 1 | - | - | - | - | - | - |
| BEd After Degree Early Childhood | 4 | - | - | - | - | - | - | - | - | - |
| BEd After Degree Elementary | 137 | 310 | 210 | 7 | 1 | - | - | - | - | - |
| BEd After Degree Kindergarten/Elementary | - | - | 236 | 490 | 526 | 532 | 433 | 409 | 480 | 482 |
| BEd After Degree Secondary | 103 | 213 | 300 | 293 | 336 | 384 | 320 | 279 | 303 | 308 |
| Diploma | 21 | 6 | 6 | 12 | 6 | 9 | 10 | 5 | 13 | 1 |
| Open Studies, Visiting & Exchange | 29 | 30 | 23 | 10 | 17 | 20 | 18 | 11 | 17 | 8 |
| TOTAL EDUCATION | 929 | 923 | 893 | 862 | 925 | 991 | 842 | 793 | 877 | 880 |
| FINE ARTS | | | | | | | | | | |
| BA Art History | 42 | 47 | 46 | 59 | 51 | 64 | 62 | 47 | 46 | 52 |
| BA Music | 16 | 12 | 10 | 7 | 15 | 10 | 12 | 12 | 10 | 18 |
| BA Honors Music | - | 2 | 2 | 2 | 1 | 2 | 2 | 2 | 1 | 1 |
| BA/BFA Art History | - | 2 | 3 | 2 | 2 | 1 | 1 | 1 | - | 4 |
| BA/BFA Dance | - | - | - | - | - | - | - | - | - | 1 |
| BA/BMus Art History | - | - | - | - | 1 | - | - | - | - | - |
| BFA Art | 126 | 130 | 139 | 140 | 160 | 167 | 133 | 84 | 82 | 53 |
| BFA Art Honors | - | - | - | - | - | - | 3 | 8 | 13 | 8 |
| BFA Developmental Art | - | 9 | 25 | 24 | 22 | 22 | 32 | 38 | 29 | 15 |
| BFA School Art | 15 | 12 | - | - | - | - | - | - | - | - |
| BFA Drama | 107 | 118 | 117 | 99 | 104 | 120 | 106 | 97 | 103 | 91 |
| BFA Drama Education | - | - | - | - | - | 13 | 23 | 24 | 5 | 1 |
| BFA Secondary School Drama | 10 | 12 | 18 | 22 | 21 | 16 | 6 | - | - | - |
| BFA Visual Studies | - | - | - | - | - | - | - | - | - | 56 |
| BFA/BFA Drama | - | - | - | 1 | 1 | 1 | - | - | - | - |
| BMus | 158 | 136 | 126 | 124 | 115 | 130 | 126 | 121 | 96 | 89 |
| Open Studies, Visiting & Exchange | 7 | 2 | 6 | 6 | 8 | 7 | 8 | 16 | 16 | 6 |
| TOTAL FINE ARTS | 481 | 482 | 492 | 486 | 501 | 553 | 514 | 450 | 401 | 395 |
| HASKAYNE SCHOOL OF BUSINESS | | | | | | | | | | |
| BAccS | - | - | 433 | 609 | 170 | 167 | 6 | 2 | - | - |
| BComm | 1 027 | 986 | 983 | 949 | 983 | 1 662 | 1 662 | 1 627 | 1 779 | 2 048 |
| BHRM | 21 | 20 | 28 | 37 | 53 | 54 | 46 | 45 | 44 | 41 |
| Open Studies, Visiting & Exchange | 79 | 55 | 49 | 41 | 58 | 64 | 72 | 84 | 58 | 62 |
| TOTAL HASKAYNE SCHOOL OF BUSINESS | 1 127 | 1 061 | 1 493 | 1 636 | 1 264 | 1 947 | 1 786 | 1 758 | 1 881 | 2 151 |

(a) Prior to Fall 2002, undergraduate students wishing to pursue a degree in the Faculties of Humanities, Science, Social Sciences or the Haskayne School of Business initially registered in the Faculty of Communication & Culture. Beginning in Fall 2002, students could directly enter into these faculties.

(b) Most faculties offer combined degree programs. Students registered in these programs are detailed at the end of the undergraduate section. To obtain a total enrolment profile for these faculties, the combined degree students need to be included with the faculty data.

FULL-TIME STUDENTS
BY DEGREE SOUGHT (Continued)

| | FALL 1997 | FALL 1998 | FALL 1999 | FALL 2000 | FALL 2001 | FALL 2002 (a) | FALL 2003 | FALL 2004 | FALL 2005 | FALL 2006 |
|---|--------------|--------------|--------------|--------------|--------------|------------------|--------------|--------------|--------------|--------------|
| HUMANITIES | | | | | | | | | | |
| BA | 495 | 551 | 503 | 506 | 496 | 711 | 768 | 900 | 858 | 816 |
| BA Honors | 40 | 41 | 55 | 45 | 31 | 35 | 39 | 57 | 53 | 44 |
| BA/BA | 10 | 7 | 8 | 6 | 9 | 17 | 22 | 28 | 23 | 22 |
| BA/BA Honors | - | - | - | 1 | 3 | 2 | 2 | 2 | - | 3 |
| Open Studies, Visiting & Exchange | - | - | - | - | - | - | - | - | 13 | 10 |
| Not Declared | - | - | - | - | - | 141 | 183 | 198 | 158 | 151 |
| TOTAL HUMANITIES | 545 | 599 | 566 | 558 | 539 | 906 | 1 014 | 1 185 | 1 105 | 1 046 |
| KINESIOLOGY | | | | | | | | | | |
| BPE | 13 | 7 | - | 1 | - | - | - | - | - | - |
| BPE Honors | - | - | - | - | - | - | - | - | - | - |
| BKin | 513 | 427 | 414 | 426 | 421 | 431 | 392 | 383 | 360 | 357 |
| BKin Honors | 7 | 4 | 2 | 2 | 1 | - | 4 | - | 1 | 3 |
| BSc | 41 | 91 | 119 | 125 | 148 | 176 | 174 | 161 | 179 | 186 |
| BSc Honors | 3 | 7 | 7 | 2 | 4 | 4 | 6 | 4 | 3 | 4 |
| Open Studies, Visiting & Exchange | 22 | 9 | 7 | 5 | 4 | 1 | 7 | 7 | 6 | 4 |
| TOTAL KINESIOLOGY | 599 | 545 | 549 | 561 | 578 | 612 | 583 | 555 | 549 | 554 |
| LAW | | | | | | | | | | |
| LLB | 208 | 204 | 200 | 207 | 214 | 210 | 202 | 210 | 210 | 218 |
| Open Studies, Visiting & Exchange | 3 | 14 | 8 | 14 | 14 | 10 | 11 | 12 | 7 | 10 |
| TOTAL LAW | 211 | 218 | 208 | 221 | 228 | 220 | 213 | 222 | 217 | 228 |
| MEDICINE | | | | | | | | | | |
| BHSc | - | - | - | - | - | - | 58 | 131 | 177 | 261 |
| MD | 226 | 229 | 239 | 261 | 294 | 322 | 337 | 322 | 319 | 347 |
| Postgraduate MD | 348 | 367 | 398 | 402 | 427 | 458 | 508 | 569 | 606 | 622 |
| Unclassified, Visiting & Exchange | 11 | 7 | 4 | 6 | 6 | 8 | 1 | 3 | 2 | 3 |
| TOTAL MEDICINE | 585 | 603 | 641 | 669 | 727 | 788 | 904 | 1 025 | 1 104 | 1 233 |
| NURSING | | | | | | | | | | |
| BN Accelerated Track | - | - | - | - | 48 | 112 | 119 | 112 | 123 | 125 |
| BN Off-Site | - | - | - | - | - | 74 | 94 | 92 | 94 | 98 |
| BN Regular Track | - | - | - | - | 153 | 246 | 372 | 475 | 469 | 467 |
| BN Conjoint | 362 | 377 | 404 | 468 | 191 | 219 | 119 | - | - | - |
| BN Regular | - | - | - | - | - | - | - | - | - | - |
| BN Post Diploma | 18 | 18 | 11 | 14 | 19 | 10 | 6 | 4 | 8 | 7 |
| BN Pre-Post | 1 | 3 | - | - | - | - | - | - | - | - |
| Open Studies & Visiting | - | - | - | - | 2 | - | - | - | - | - |
| TOTAL NURSING | 381 | 398 | 415 | 482 | 413 | 661 | 710 | 683 | 694 | 697 |
| OPEN STUDIES | 29 | 44 | 52 | 98 | 113 | 116 | 80 | 102 | 73 | 321 |
| SCHULICH SCHOOL OF ENGINEERING | | | | | | | | | | |
| BSc | 1 698 | 1 861 | 2 003 | 2 035 | 2 230 | 2 341 | 2 397 | 2 426 | 2 466 | 2 576 |
| Diploma | - | - | - | - | 2 | 1 | - | 1 | 1 | 1 |
| Open Studies, Visiting & Exchange | 38 | 54 | 60 | 41 | 44 | 36 | 40 | 34 | 41 | 42 |
| TOTAL SCHULICH SCHOOL OF ENGINEERING | 1 736 | 1 915 | 2 063 | 2 076 | 2 276 | 2 378 | 2 437 | 2 461 | 2 508 | 2 619 |
| SCIENCE | | | | | | | | | | |
| BA | 2 | 1 | 2 | 2 | 1 | 1 | 2 | 9 | 3 | 2 |
| BSc | 1 423 | 1 387 | 1 501 | 1 735 | 1 873 | 3 323 | 3 639 | 3 227 | 3 342 | 3 386 |
| BSc Honors | 143 | 142 | 122 | 114 | 105 | 108 | 101 | 122 | 96 | 87 |
| BSc/BSc | 18 | 22 | 32 | 38 | 40 | 73 | 126 | 105 | 100 | 79 |
| BSc/BSc Honors | 2 | 6 | 6 | 9 | 2 | 6 | 7 | 5 | 8 | 7 |
| Open Studies | - | - | - | - | - | - | - | 27 | 37 | 29 |
| TOTAL SCIENCE | 1 588 | 1 558 | 1 663 | 1 898 | 2 021 | 3 511 | 3 875 | 3 495 | 3 586 | 3 590 |

FULL-TIME STUDENTS
BY DEGREE SOUGHT (Continued)

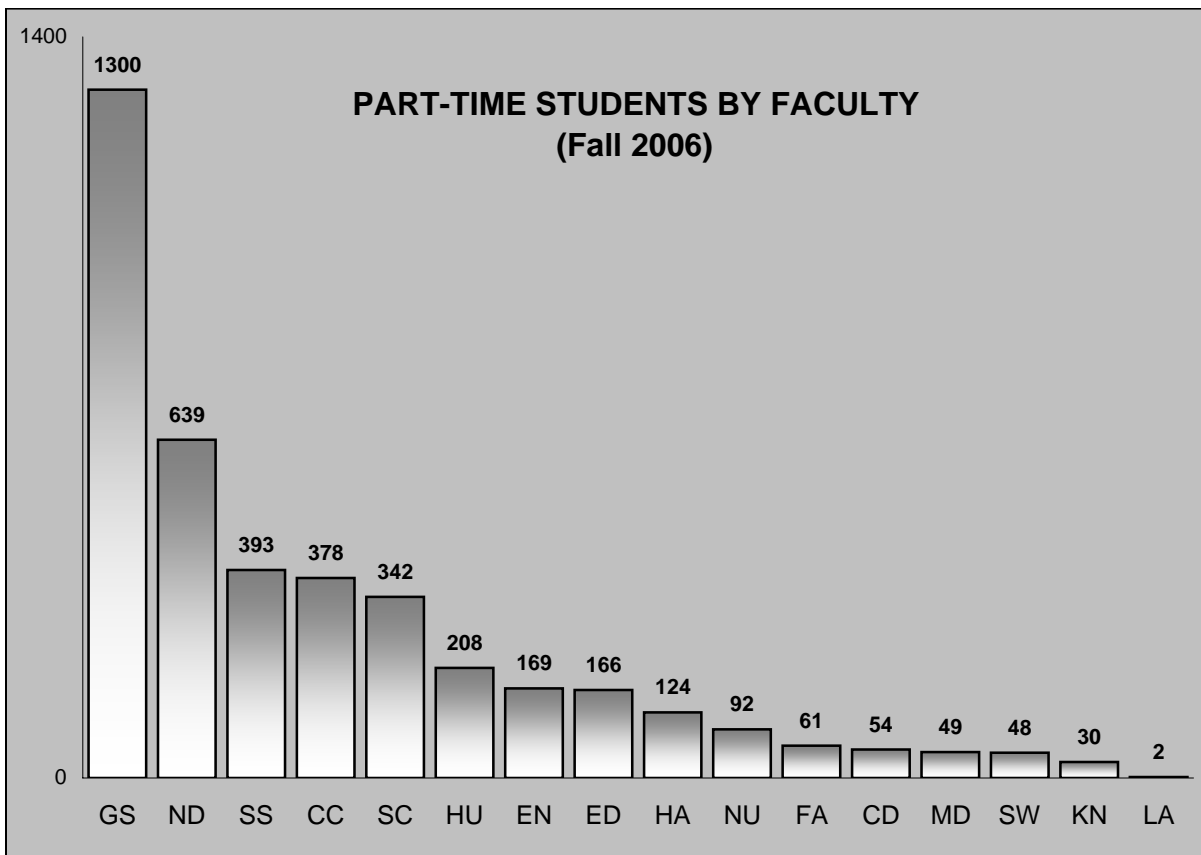
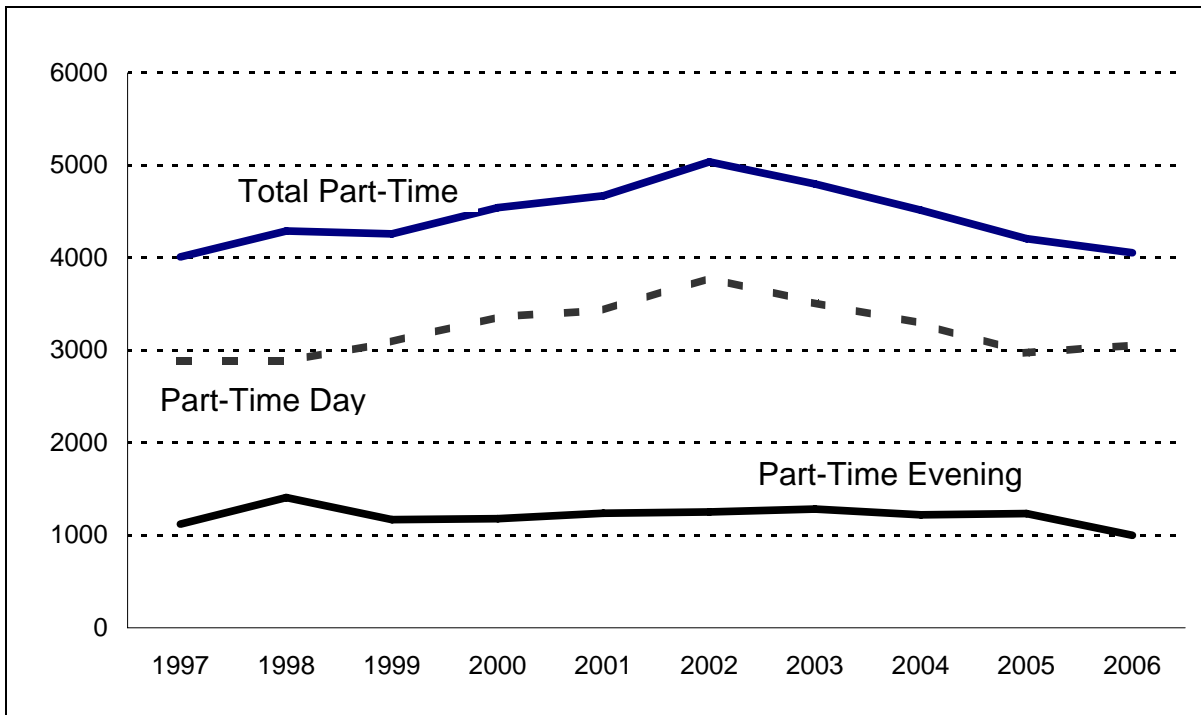
| | FALL 1997 | FALL 1998 | FALL 1999 | FALL 2000 | FALL 2001 | FALL 2002 (a) | FALL 2003 | FALL 2004 | FALL 2005 | FALL 2006 |
|--|--------------|--------------|--------------|--------------|--------------|------------------|--------------|--------------|--------------|--------------|
| SOCIAL SCIENCES | | | | | | | | | | |
| BA | 1 710 | 1 769 | 1 823 | 1 797 | 1 825 | 2 420 | 2 889 | 2 725 | 2 581 | 2 382 |
| BA Honors | 81 | 95 | 100 | 112 | 94 | 103 | 108 | 128 | 130 | 108 |
| BA/BA | 29 | 28 | 37 | 42 | 52 | 70 | 96 | 96 | 97 | 79 |
| BA/BA Honors | 4 | 5 | 6 | 7 | 2 | 4 | 6 | 9 | 10 | 10 |
| BSc/BA | 9 | 8 | 6 | 7 | 7 | 7 | 5 | 14 | 17 | 13 |
| BSc/BA Honors | 1 | - | - | 1 | 1 | - | - | 2 | 1 | 2 |
| BSc/BSc | 4 | 3 | 5 | 6 | 5 | 7 | 6 | 7 | 4 | 3 |
| BSc | 321 | 325 | 310 | 313 | 334 | 375 | 392 | 329 | 322 | 273 |
| BSc Honors | 11 | 10 | 15 | 17 | 21 | 31 | 22 | 33 | 13 | 15 |
| Open Studies | - | - | - | - | - | - | - | 47 | 44 | 44 |
| Not Declared | - | - | - | - | - | 136 | 175 | 176 | 200 | 181 |
| TOTAL SOCIAL SCIENCES | 2 170 | 2 243 | 2 302 | 2 302 | 2 341 | 3 153 | 3 699 | 3 566 | 3 419 | 3 110 |
| SOCIAL WORK | | | | | | | | | | |
| BSW | 199 | 200 | 203 | 239 | 303 | 302 | 316 | 289 | 258 | 250 |
| BSW After Degree | 126 | 114 | 108 | 119 | 121 | 86 | 69 | 67 | 77 | 78 |
| Open Studies, Visiting & Exchange | 6 | 2 | 2 | 4 | 6 | 4 | 8 | 2 | 5 | 3 |
| TOTAL SOCIAL WORK | 331 | 316 | 313 | 362 | 430 | 392 | 393 | 358 | 340 | 331 |
| COMBINED/COLLABORATIVE DEGREE STUDENTS | | | | | | | | | | |
| COMMUNICATION & CULTURE/EDUCATION | | | | | | | | | | |
| BA/BEd | 9 | 9 | 3 | 6 | 9 | 12 | 16 | 16 | 22 | 21 |
| COMMUNICATION & CULTURE/HUMANITIES | | | | | | | | | | |
| BA/BA | - | - | - | - | 2 | 6 | 3 | 4 | 6 | 13 |
| BSc/BA | - | - | - | - | - | - | - | 1 | - | - |
| BA/BA Honors | - | - | - | - | - | - | 1 | - | - | 1 |
| COMMUNICATION & CULTURE/SOCIAL SCIENCES | | | | | | | | | | |
| BA/BA | - | - | - | - | 1 | 7 | 9 | 22 | 22 | 24 |
| BA/BA Honors | - | - | - | - | - | - | - | - | 1 | - |
| BA/BSc | - | - | - | - | - | - | - | - | 2 | 2 |
| COMMUNICATION & CULTURE & SOCIAL WORK | | | | | | | | | | |
| BA/BSW | - | - | - | - | - | - | - | - | 1 | - |
| EDUCATION/HUMANITIES | | | | | | | | | | |
| BEd/BA | 15 | 12 | 2 | - | - | - | - | - | - | 2 |
| FINE ARTS/COMMUNICATION & CULTURE | | | | | | | | | | |
| BA/BA | - | - | - | - | 1 | - | 1 | 1 | 2 | 2 |
| BFA/BA | - | - | - | - | - | 2 | 3 | 1 | - | - |
| FINE ARTS/EDUCATION | | | | | | | | | | |
| BA/BCR | - | - | - | - | - | - | - | 1 | - | - |
| BFA/BEd | 22 | 11 | 13 | 21 | 32 | 35 | 35 | 26 | 26 | 33 |
| FINE ARTS/HUMANITIES | | | | | | | | | | |
| BA/BA | - | - | 3 | 1 | - | - | 4 | 8 | 5 | 5 |
| BFA/BA | - | 1 | - | 3 | 8 | 19 | 21 | 24 | 21 | 14 |
| BFA/BA Honors | - | - | - | - | - | - | - | 1 | 2 | - |
| FINE ARTS/KINESIOLOGY | | | | | | | | | | |
| BA | 34 | 48 | 55 | 57 | 60 | 60 | 68 | 73 | 67 | 70 |
| FINE ARTS/SCIENCE | | | | | | | | | | |
| BMus/BSc | - | - | - | - | - | 1 | - | 1 | 4 | 1 |
| HASKAYNE SCHOOL OF BUSINESS/COMMUNICATION & CULTURE | | | | | | | | | | |
| BComm/BA | - | - | - | - | 1 | 1 | - | 2 | 3 | 2 |
| HASKAYNE SCHOOL OF BUSINESS/FINE ARTS | | | | | | | | | | |
| BComm/BFA | - | - | - | - | 1 | 3 | 3 | 2 | 1 | 1 |
| BComm/BMus | - | - | - | - | - | 1 | 1 | 2 | 1 | 1 |
| HASKAYNE SCHOOL OF BUSINESS/HUMANITIES | | | | | | | | | | |
| BComm/BA | 15 | 16 | 15 | 13 | 15 | 28 | 21 | 35 | 26 | 29 |
| HASKAYNE SCHOOL OF BUSINESS/KINESIOLOGY | | | | | | | | | | |
| BComm/BKin | - | - | 1 | 1 | 2 | 7 | 5 | 4 | 10 | 20 |
| HASKAYNE SCHOOL OF BUSINESS/SCIENCE | | | | | | | | | | |
| BComm/BSc | 5 | 4 | 8 | 9 | 7 | 33 | 51 | 62 | 60 | 64 |
| BComm/BSc Honors | - | - | - | - | - | - | - | 2 | 1 | 1 |
| HASKAYNE SCHOOL OF BUSINESS/SOCIAL SCIENCES | | | | | | | | | | |
| BComm/BA | 51 | 98 | 108 | 111 | 109 | 153 | 166 | 156 | 133 | 150 |
| BComm/BA Honors | - | - | - | - | - | - | - | 4 | 7 | 3 |
| BComm/BSc | 8 | 4 | 1 | 1 | 3 | 5 | 8 | 14 | 11 | 8 |

FULL-TIME STUDENTS
BY DEGREE SOUGHT (Continued)

| | FALL 1997 | FALL 1998 | FALL 1999 | FALL 2000 | FALL 2001 | FALL 2002 | FALL 2003 | FALL 2004 | FALL 2005 | FALL 2006 |
|--|---------------|---------------|---------------|---------------|---------------|---------------|---------------|---------------|---------------|---------------|
| SOCIAL SCIENCES/SCIENCE | | | | | | | | | | |
| BA/BSc | 16 | 18 | 14 | 19 | 23 | 39 | 67 | 57 | 50 | 33 |
| BA/BSc Honors | - | 1 | 1 | 1 | 1 | 3 | 4 | 12 | 10 | 9 |
| BSc/BSc | 16 | 15 | 19 | 21 | 25 | 31 | 33 | 39 | 39 | 48 |
| BSc/BSc Honors | - | - | 1 | 1 | 2 | 2 | 5 | 3 | 3 | 2 |
| SOCIAL WORK/FINE ARTS | | | | | | | | | | |
| BSW/BA | - | - | - | - | - | 1 | 1 | - | - | - |
| SOCIAL WORK/HUMANITIES | | | | | | | | | | |
| BSW/BA | - | - | - | - | 1 | - | - | - | - | - |
| SOCIAL WORK/SOCIAL SCIENCES | | | | | | | | | | |
| BSW/BA | - | - | - | 1 | - | - | - | - | - | - |
| TOTAL COMBINED DEGREE STUDENTS | 426 | 547 | 545 | 540 | 610 | 781 | 928 | 1 049 | 1 018 | 1 006 |
| TOTAL UNDERGRADUATE | 17 364 | 17 585 | 18 520 | 18 999 | 19 356 | 20 139 | 20 265 | 19 600 | 19 552 | 19 801 |
| GRADUATE | | | | | | | | | | |
| EdD | 14 | 10 | 11 | 14 | 19 | 13 | 26 | 52 | 56 | 75 |
| LLM | 8 | 7 | 11 | 12 | 14 | 14 | 13 | 14 | 13 | 15 |
| MA | 313 | 285 | 279 | 294 | 335 | 332 | 314 | 293 | 287 | 291 |
| MArch | 19 | 34 | 46 | 65 | 66 | 74 | 79 | 80 | 80 | 85 |
| MBA | 225 | 176 | 282 | 251 | 211 | 261 | 288 | 339 | 360 | 333 |
| MBA/LLB | 3 | - | - | - | - | - | - | - | - | - |
| MBT | - | - | - | 7 | 15 | 20 | 18 | 15 | 16 | 23 |
| MBT/MBA | - | - | - | - | - | - | - | 1 | 1 | - |
| MC (e) | - | - | - | - | - | 52 | 101 | 163 | 219 | 251 |
| MCE | - | - | 2 | 10 | 13 | 23 | 20 | 15 | 6 | 4 |
| MCM | - | - | - | - | 1 | - | - | - | - | - |
| MCS | 6 | 7 | 9 | 6 | 6 | 4 | - | 1 | 3 | 1 |
| MEc | 6 | 11 | 9 | 13 | 14 | 13 | 9 | 3 | 2 | - |
| MEd | 71 | 96 | 93 | 79 | 85 | 98 | 130 | 122 | 137 | 151 |
| MEDes | 234 | 211 | 214 | 208 | 184 | 169 | 149 | 153 | 168 | 160 |
| MEng | 18 | 16 | 29 | 34 | 58 | 51 | 84 | 125 | 154 | 226 |
| MFA | 28 | 26 | 30 | 33 | 30 | 32 | 32 | 23 | 26 | 34 |
| MGIS | - | - | - | - | 34 | 49 | 57 | 58 | 80 | 57 |
| MKin | 14 | 17 | 16 | 12 | 9 | 9 | 11 | 9 | 11 | 10 |
| MMus | 25 | 28 | 29 | 27 | 20 | 18 | 22 | 22 | 17 | 15 |
| MN | 29 | 39 | 35 | 39 | 45 | 51 | 47 | 44 | 39 | 38 |
| MPM | - | - | - | - | - | 4 | 3 | 2 | - | - |
| MSc | 484 | 541 | 536 | 534 | 609 | 642 | 666 | 684 | 692 | 746 |
| MSc IN ENGINEERING | 179 | 182 | 194 | 225 | 264 | 332 | 338 | 340 | 341 | 370 |
| MSS | - | - | 4 | 5 | 9 | 8 | 16 | 29 | 28 | 20 |
| MSW | 71 | 55 | 59 | 55 | 64 | 58 | 68 | 66 | 69 | 111 |
| MSW/MBA | - | - | - | - | - | - | - | - | 1 | - |
| PhD | 714 | 690 | 696 | 778 | 809 | 911 | 1 064 | 1 118 | 1 212 | 1 287 |
| BCert Counselling (c) | - | - | - | - | - | - | 14 | 35 | 19 | 25 |
| BCert Educational Research | - | - | - | - | - | - | - | - | 1 | 2 |
| BDipl Educational Research | - | - | - | - | - | - | - | 7 | 1 | 4 |
| MCert Counselling | - | - | - | - | - | 2 | 1 | - | 1 | - |
| MDipl Nursing | - | - | - | - | - | - | - | 1 | 6 | 4 |
| Special (Evds) | 2 | - | - | - | - | - | - | - | - | - |
| Probationary (Evds) | - | - | - | - | - | - | - | - | - | 1 |
| Unclassified & Visiting, Exchange (Evds) | 5 | 2 | 2 | - | 3 | 1 | 2 | - | - | 1 |
| TOTAL GRADUATE | 2 468 | 2 433 | 2 586 | 2 701 | 2 917 | 3 241 | 3 572 | 3 814 | 4 046 | 4 340 |
| TOTAL FULL-TIME | 19 832 | 20 018 | 21 106 | 21 700 | 22 273 | 23 380 | 23 837 | 23 414 | 23 598 | 24 141 |

(c) These are total enrolments in the Campus Alberta Master of Counselling and Graduate Certificate in Counselling programs which are conjoint programs represented through a partnership of the University of Calgary, Athabasca University and University of Lethbridge.

PART-TIME STUDENTS



PART-TIME DAY STUDENTS BY FACULTY

| | FALL 1997 | FALL 1998 | FALL 1999 | FALL 2000 | FALL 2001 | FALL 2002(a) | FALL 2003 | FALL 2004 | FALL 2005 | FALL 2006 |
|---|--------------|--------------|--------------|--------------|--------------|-----------------|--------------|--------------|--------------|--------------|
| Communication & Culture | 737 | 673 | 665 | 694 | 692 | 614 | 480 | 291 | 256 | 234 |
| Education | 200 | 140 | 168 | 137 | 140 | 160 | 110 | 122 | 116 | 99 |
| Fine Arts | 73 | 66 | 79 | 82 | 88 | 71 | 60 | 55 | 59 | 55 |
| Haskayne School of Business | 88 | 81 | 204 | 379 | 379 | 452 | 380 | 173 | 73 | 97 |
| Humanities | 59 | 60 | 66 | 64 | 72 | 99 | 127 | 160 | 154 | 152 |
| Kinesiology | 37 | 43 | 39 | 45 | 39 | 43 | 58 | 29 | 29 | 30 |
| Law | 5 | 5 | 7 | 5 | 1 | 4 | 5 | - | 1 | |
| Medicine | 58 | 88 | 57 | 72 | 105 | 129 | 29 | 24 | 36 | 49 |
| Nursing | 57 | 58 | 57 | 26 | 23 | 19 | 14 | 28 | 28 | 44 |
| Open Studies | 584 | 702 | 682 | 719 | 682 | 683 | 590 | 681 | 490 | 482 |
| Schulich School of Engineering | 88 | 82 | 86 | 104 | 97 | 118 | 131 | 121 | 117 | 115 |
| Science | 120 | 118 | 86 | 112 | 142 | 260 | 276 | 298 | 321 | 322 |
| Social Sciences | 180 | 176 | 175 | 160 | 189 | 275 | 277 | 309 | 285 | 333 |
| Social Work | 34 | 19 | 30 | 21 | 34 | 36 | 34 | 35 | 35 | 30 |
| COMBINED/COLLABORATIVE DEGREE STUDENTS (b) | | | | | | | | | | |
| Communication & Culture/Education | 1 | - | - | - | 1 | 1 | - | - | - | - |
| Communication & Culture/Humanities | - | - | - | 1 | - | - | - | 1 | - | - |
| Communication & Culture/Social Sciences | - | - | - | - | - | - | - | 1 | 2 | 1 |
| Education/Humanities | 2 | 2 | 1 | - | - | - | - | - | - | - |
| Education/Science | - | - | - | - | - | 1 | 1 | - | - | 2 |
| Education/Social Sciences | - | 1 | 1 | - | 1 | - | - | - | - | - |
| Fine Arts/Communication & Culture | - | - | - | - | - | - | - | - | 1 | - |
| Fine Arts/Education | - | 1 | 1 | 1 | - | 1 | 1 | 1 | - | 1 |
| Fine Arts/Humanities | - | - | - | - | - | - | 3 | 2 | 1 | 1 |
| Fine Arts/Kinesiology | 2 | 5 | 6 | 7 | 6 | 8 | 6 | - | 5 | 5 |
| Haskayne School of Business/Humanities | - | - | - | - | - | - | 3 | 2 | - | 1 |
| Haskayne School of Business/Kinesiology | - | - | - | - | - | - | - | 1 | - | 1 |
| Haskayne School of Business/Science | - | 1 | - | - | - | - | - | 2 | 2 | 1 |
| Haskayne School of Business/Social Sciences | 1 | 1 | 5 | 3 | 1 | 5 | 7 | 8 | 4 | 7 |
| Humanities/Science | 3 | - | 2 | - | - | 1 | 2 | - | 1 | 2 |
| Humanities/Social Sciences/ Communication & Culture (ETAS) | 1 | 3 | 1 | 1 | 4 | 1 | 2 | 2 | 4 | 5 |
| Kinesiology/Education | 2 | - | 2 | 1 | 2 | 3 | 2 | 1 | 1 | 1 |
| Nursing/Kinesiology | - | - | - | - | - | - | - | 1 | 1 | - |
| Schulich School of Engineering/Humanities | - | - | - | - | - | - | - | - | - | - |
| Schulich School of Engineering/Science | - | - | - | - | - | - | - | - | - | 1 |
| Schulich School of Engineering/Social Sciences | - | - | - | - | - | 1 | 1 | 2 | 1 | 2 |
| Science/Social Sciences | 5 | 8 | 9 | 8 | 11 | 15 | 8 | 12 | 11 | 6 |
| Social Sciences/Fine Arts | - | - | - | 1 | - | - | - | - | 1 | - |
| Social Sciences/Humanities | 2 | 2 | 2 | 1 | - | 2 | 6 | 4 | 6 | 4 |
| Social Sciences/Humanities/ Communication & Culture (LAST) | - | 1 | 1 | 1 | 1 | 2 | 4 | 3 | 3 | 3 |
| Social Sciences/Science | 1 | 2 | 5 | 1 | 5 | 3 | 4 | 2 | 4 | 4 |
| Social Work/Fine Arts | - | - | - | - | - | - | - | 1 | - | - |
| Total Undergraduate Day | 2 340 | 2 338 | 2 437 | 2 646 | 2 715 | 3 007 | 2 621 | 2 372 | 2 048 | 2 090 |
| Total Graduate Day | 551 | 544 | 653 | 716 | 717 | 778 | 894 | 920 | 924 | 965 |
| Total Day | 2 891 | 2 882 | 3 090 | 3 362 | 3 432 | 3 785 | 3 515 | 3 292 | 2 972 | 3 055 |

(a) Prior to Fall 2002, undergraduate students wishing to pursue a degree in the Faculties of Humanities, Science, Social Sciences or the Haskayne School of Business initially registered in the Faculty of Communication & Culture. Beginning in Fall 2002, students could directly enter into these faculties.

(b) These faculties have students registered in combined degree programs. To obtain total enrolment for each of these faculties, add these students to the appropriate faculty data.

PART-TIME EVENING STUDENTS BY FACULTY

| | FALL 1997 | FALL 1998 | FALL 1999 | FALL 2000 | FALL 2001 | FALL 2002(a) | FALL 2003 | FALL 2004 | FALL 2005 | FALL 2006 |
|---|--------------|--------------|--------------|--------------|--------------|-----------------|--------------|--------------|--------------|--------------|
| Communication & Culture | 186 | 220 | 220 | 227 | 224 | 221 | 232 | 167 | 164 | 144 |
| Education | 58 | 92 | 53 | 28 | 35 | 62 | 54 | 74 | 76 | 67 |
| Fine Arts | 6 | 2 | 5 | 9 | 9 | 12 | 9 | 4 | 6 | 6 |
| Haskayne School of Business | 38 | 51 | 35 | 44 | 27 | 32 | 20 | 21 | 27 | 27 |
| Humanities | 19 | 31 | 30 | 26 | 28 | 42 | 45 | 69 | 58 | 56 |
| Kinesiology | - | 5 | 3 | 2 | 1 | 6 | 3 | 1 | 2 | |
| Law | - | - | - | - | - | - | - | - | - | 2 |
| Medicine | - | 3 | - | - | 2 | - | 1 | 9 | 11 | |
| Nursing | 3 | 7 | 3 | 34 | 59 | 54 | 48 | 61 | 60 | 48 |
| Open Studies | 300 | 360 | 320 | 303 | 285 | 229 | 281 | 238 | 222 | 157 |
| Schulich School of Engineering | 97 | 129 | 59 | 79 | 84 | 82 | 88 | 65 | 96 | 54 |
| Science | 3 | 8 | 7 | 5 | 4 | 17 | 18 | 15 | 14 | 20 |
| Social Sciences | 28 | 46 | 35 | 40 | 35 | 39 | 48 | 56 | 75 | 60 |
| Social Work | 28 | 19 | 15 | 15 | 13 | 8 | 21 | 36 | 23 | 18 |
| COMBINED/COLLABORATIVE DEGREE STUDENTS (b) | | | | | | | | | | |
| Communication & Culture/Education | - | - | - | - | - | - | - | 1 | 1 | - |
| Communication & Culture/Humanities | - | - | - | - | - | - | - | - | 1 | 1 |
| Communication & Culture/Social Sciences | - | - | - | - | - | - | - | - | - | 1 |
| Education/Humanities | 1 | - | - | - | - | - | - | - | - | - |
| Education/Science | - | - | - | - | - | - | - | - | 2 | 1 |
| Education/Social Sciences | - | - | - | - | - | - | - | - | - | - |
| Fine Arts/Communication & Culture | - | - | - | - | - | - | - | 1 | - | - |
| Fine Arts/Education | - | - | - | - | - | - | - | - | - | - |
| Fine Arts/Humanities | - | - | - | - | - | - | - | - | - | - |
| Fine Arts/Kinesiology | - | - | - | - | 1 | - | - | - | 1 | - |
| Haskayne School of Business/Humanities | - | - | - | - | - | - | - | 1 | - | - |
| Haskayne School of Business/Kinesiology | - | - | - | - | - | - | - | - | - | - |
| Haskayne School of Business/Science | - | - | - | - | - | - | - | - | - | - |
| Haskayne School of Business/Social Sciences | - | - | - | - | 1 | 1 | - | - | 1 | - |
| Humanities/Science | - | - | - | - | - | - | - | - | - | - |
| Humanities/Social Sciences/ Communication & Culture (ETAS) | - | - | 1 | - | - | - | 1 | - | - | - |
| Kinesiology/Education | - | - | - | - | - | - | - | - | - | - |
| Nursing/Kinesiology | - | - | - | - | - | - | - | - | - | - |
| Schulich School of Engineering/Humanities | - | - | - | - | - | - | - | - | - | - |
| Schulich School of Engineering/Science | - | - | - | - | - | - | - | - | - | - |
| Schulich School of Engineering/Social Sciences | - | - | - | - | - | - | - | - | - | - |
| Science/Social Sciences | - | 2 | - | - | - | - | 2 | - | 1 | 1 |
| Social Sciences/Fine Arts | - | - | - | - | - | - | - | - | - | - |
| Social Sciences/Humanities | - | - | 1 | - | - | - | 2 | 1 | 2 | 1 |
| Social Sciences/Humanities/ Communication & Culture (LAST) | - | - | - | - | - | 1 | 1 | 1 | 1 | - |
| Social Sciences/Science | 1 | - | - | - | - | - | - | 1 | 1 | 1 |
| Social Work/Fine Arts | - | - | - | - | - | - | - | - | - | - |
| Total Undergraduate Evening | 768 | 975 | 787 | 812 | 808 | 806 | 874 | 822 | 845 | 665 |
| Total Graduate Evening | 352 | 434 | 384 | 368 | 432 | 448 | 409 | 400 | 392 | 335 |
| Total Evening | 1 120 | 1 409 | 1 171 | 1 180 | 1 240 | 1 254 | 1 283 | 1 222 | 1 237 | 1 000 |

(a) Prior to Fall 2002, undergraduate students wishing to pursue a degree in the Faculties of Humanities, Science, Social Sciences or the Haskayne School of Business initially registered in the Faculty of Communication & Culture. Beginning in Fall 2002, students could directly enter into these faculties.

(b) These faculties have students registered in combined degree programs. To obtain total enrolment for each of these faculties, add these students to the appropriate faculty data.

PART-TIME STUDENTS BY FACULTY

| | FALL 1997 | FALL 1998 | FALL 1999 | FALL 2000 | FALL 2001 | FALL 2002(a) | FALL 2003 | FALL 2004 | FALL 2005 | FALL 2006 |
|---|--------------|--------------|--------------|--------------|--------------|-----------------|--------------|--------------|--------------|--------------|
| Communication & Culture | 923 | 893 | 885 | 921 | 916 | 835 | 712 | 458 | 420 | 378 |
| Education | 258 | 232 | 221 | 165 | 175 | 222 | 164 | 196 | 192 | 166 |
| Fine Arts | 79 | 68 | 84 | 91 | 97 | 83 | 69 | 59 | 65 | 61 |
| Haskayne School of Business | 126 | 132 | 239 | 423 | 406 | 484 | 400 | 194 | 100 | 124 |
| Humanities | 78 | 91 | 96 | 90 | 100 | 141 | 172 | 229 | 212 | 208 |
| Kinesiology | 37 | 48 | 42 | 47 | 40 | 49 | 61 | 30 | 31 | 30 |
| Law | 5 | 5 | 7 | 5 | 1 | 4 | 5 | - | 1 | 2 |
| Medicine | 58 | 91 | 57 | 72 | 107 | 129 | 30 | 33 | 47 | 49 |
| Nursing | 60 | 65 | 60 | 60 | 82 | 73 | 62 | 89 | 88 | 92 |
| Open Studies | 884 | 1 062 | 1 002 | 1 022 | 967 | 912 | 871 | 919 | 712 | 639 |
| Schulich School of Engineering | 185 | 211 | 145 | 183 | 181 | 200 | 219 | 186 | 213 | 169 |
| Science | 123 | 126 | 93 | 117 | 146 | 277 | 294 | 313 | 335 | 342 |
| Social Sciences | 208 | 222 | 210 | 200 | 224 | 314 | 325 | 365 | 360 | 393 |
| Social Work | 62 | 38 | 45 | 36 | 47 | 44 | 55 | 71 | 58 | 48 |
| COMBINED/COLLABORATIVE DEGREE STUDENTS (b) | | | | | | | | | | |
| Communication & Culture/Education | 1 | - | - | - | 1 | 1 | - | 1 | 1 | - |
| Communication & Culture/Humanities | - | - | - | 1 | - | - | - | 1 | 1 | 1 |
| Communication & Culture/Social Sciences | - | - | - | - | - | - | - | 1 | 2 | 2 |
| Education/Humanities | 3 | 2 | 1 | - | - | - | - | - | - | - |
| Education/Science | - | - | - | - | - | 1 | 1 | - | 2 | 3 |
| Education/Social Sciences | - | 1 | 1 | - | 1 | - | - | - | - | - |
| Fine Arts/Communication & Culture | - | - | - | - | - | - | - | 1 | 1 | - |
| Fine Arts/Education | - | 1 | 1 | 1 | - | 1 | 1 | 1 | - | 1 |
| Fine Arts/Humanities | - | - | - | - | - | - | 3 | 2 | 1 | 1 |
| Fine Arts/Kinesiology | 2 | 5 | 6 | 7 | 7 | 8 | 6 | - | 6 | 5 |
| Haskayne School of Business/Humanities | - | - | - | - | - | - | 3 | 3 | - | 1 |
| Haskayne School of Business/Kinesiology | - | - | - | - | - | - | - | 1 | - | 1 |
| Haskayne School of Business/Science | - | 1 | - | - | - | - | - | 2 | 2 | 1 |
| Haskayne School of Business/Social Sciences | 1 | 1 | 5 | 3 | 2 | 6 | 7 | 8 | 5 | 7 |
| Humanities/Science | 3 | - | 2 | - | - | 1 | 2 | - | 1 | 2 |
| Humanities/Social Sciences/ Communication & Culture (ETAS) | 1 | 3 | 2 | 1 | 4 | 1 | 3 | 2 | 4 | 5 |
| Kinesiology/Education | 2 | - | 2 | 1 | 2 | 3 | 2 | 1 | 1 | 1 |
| Nursing/Kinesiology | - | - | - | - | - | - | - | 1 | 1 | - |
| Schulich School of Engineering/Humanities | - | - | - | - | - | - | - | - | - | - |
| Schulich School of Engineering/Science | - | - | - | - | - | - | - | - | - | 1 |
| Schulich School of Engineering/Social Sciences | - | - | - | - | - | 1 | 1 | 2 | 1 | 2 |
| Science/Social Sciences | 5 | 10 | 9 | 8 | 11 | 15 | 10 | 12 | 12 | 7 |
| Social Sciences/Fine Arts | - | - | - | 1 | - | - | - | - | 1 | - |
| Social Sciences/Humanities | 2 | 2 | 3 | 1 | - | 2 | 8 | 5 | 8 | 5 |
| Social Sciences/Humanities/ Communication & Culture (LAST) | - | 1 | 1 | 1 | 1 | 3 | 5 | 4 | 4 | 3 |
| Social Sciences/Science | 2 | 2 | 5 | 1 | 5 | 3 | 4 | 3 | 5 | 5 |
| Social Work/Fine Arts | - | - | - | - | - | - | - | 1 | - | - |
| Total Undergraduate | 3 108 | 3 313 | 3 224 | 3 458 | 3 523 | 3 813 | 3 495 | 3 194 | 2 893 | 2 755 |
| Total Graduate | 903 | 978 | 1 037 | 1 084 | 1 149 | 1 226 | 1 303 | 1 320 | 1 316 | 1 300 |
| Total Part-Time | 4 011 | 4 291 | 4 261 | 4 542 | 4 672 | 5 039 | 4 798 | 4 514 | 4 209 | 4 055 |

(a) Prior to Fall 2002, undergraduate students wishing to pursue a degree in the Faculties of Humanities, Science, Social Sciences or the Haskayne School of Business initially registered in the Faculty of Communication & Culture. Beginning in Fall 2002, students could directly enter into these faculties.

(d) These faculties have students registered in combined degree programs. To obtain total enrolment for each of these faculties, add these students to the appropriate faculty data.

FULL-TIME GRADUATE STUDENTS BY FIELD OF STUDY

| FIELD OF STUDY | FALL 1997 | FALL 1998 | FALL 1999 | FALL 2000 | FALL 2001 | FALL 2002 | FALL 2003 | FALL 2004 | FALL 2005 | FALL 2006 |
|---|--------------|--------------|--------------|--------------|--------------|--------------|--------------|--------------|--------------|--------------|
| COMMUNICATION & CULTURE | | | | | | | | | | |
| Canadian Studies | 1 | 1 | 1 | 1 | - | 1 | - | - | - | - |
| Communications Studies | 23 | 27 | 31 | 30 | 37 | 34 | 34 | 34 | 39 | 44 |
| General Studies | - | 1 | 1 | 1 | 1 | - | - | - | - | - |
| TOTAL COMMUNICATION & CULTURE | 24 | 29 | 33 | 32 | 38 | 35 | 34 | 34 | 39 | 44 |
| CONTINUING EDUCATION (a) | | | | | | | | | | |
| | - | - | 2 | 10 | 15 | 24 | - | - | - | - |
| EDUCATION | | | | | | | | | | |
| Applied Psychology | - | - | - | - | 25 | 59 | 86 | 97 | 98 | 100 |
| Counselling (b) | - | - | - | - | - | 52 | 115 | 198 | 239 | 276 |
| Curriculum & Instruction | 15 | - | - | 1 | 1 | - | - | - | - | - |
| Educational Psychology | 141 | 142 | 112 | 105 | 84 | 35 | 9 | 3 | 2 | 2 |
| Educational Research | 147 | 208 | 218 | 201 | 204 | 222 | 258 | 273 | 279 | 340 |
| -Continuing Education (a) | - | - | - | - | - | - | 20 | 15 | 6 | 4 |
| Policy & Administrative Studies | 16 | - | - | - | - | - | - | - | - | - |
| Teacher Education & Supervision | 1 | - | - | - | - | - | - | - | - | - |
| TOTAL EDUCATION | 320 | 350 | 330 | 307 | 314 | 368 | 488 | 586 | 624 | 722 |
| ENVIRONMENTAL DESIGN | | | | | | | | | | |
| Architecture | 81 | 71 | 66 | 71 | 66 | 75 | 79 | 80 | 80 | 87 |
| Environmental Design | 8 | 11 | 61 | 63 | 50 | 44 | 27 | 28 | 29 | 37 |
| Environmental Science | 65 | 64 | 68 | 60 | 56 | 54 | 42 | 40 | 46 | 43 |
| General | 22 | 34 | - | - | - | - | - | - | - | - |
| Industrial Design | 33 | 27 | 30 | 35 | 33 | 36 | 38 | 39 | 34 | 35 |
| Planning | 52 | 49 | 47 | 58 | 58 | 48 | 48 | 48 | 53 | 44 |
| Urban Design | - | - | - | - | - | - | 5 | 13 | 17 | 16 |
| Undeclared | - | - | - | - | - | 1 | - | - | 1 | 1 |
| Exchange, Unclassified & Visiting | 5 | 2 | 3 | 1 | 3 | 1 | 2 | - | - | - |
| TOTAL ENVIRONMENTAL DESIGN | 266 | 258 | 275 | 288 | 266 | 259 | 241 | 248 | 260 | 263 |
| FINE ARTS | | | | | | | | | | |
| Art | 15 | 14 | 18 | 19 | 17 | 16 | 19 | 15 | 10 | 13 |
| Drama | 13 | 13 | 14 | 17 | 15 | 18 | 15 | 12 | 17 | 21 |
| Music | 31 | 35 | 36 | 34 | 26 | 26 | 28 | 29 | 27 | 25 |
| TOTAL FINE ARTS | 59 | 62 | 68 | 70 | 58 | 60 | 62 | 56 | 54 | 59 |
| HASKAYNE SCHOOL OF BUSINESS | | | | | | | | | | |
| | 259 | 202 | 307 | 285 | 246 | 303 | 338 | 383 | 400 | 367 |
| HUMANITIES | | | | | | | | | | |
| English | 59 | 50 | 52 | 46 | 58 | 50 | 55 | 49 | 47 | 63 |
| French, Italian & Spanish | 12 | 11 | 8 | 11 | 12 | 13 | 17 | 13 | 13 | 17 |
| Germanic, Slavic & East Asian Studies | 1 | - | - | - | - | - | - | 3 | 4 | 6 |
| Greek & Roman Studies | 6 | 5 | 4 | 6 | 7 | 7 | 8 | 12 | 16 | 15 |
| Philosophy | 24 | 17 | 21 | 24 | 23 | 22 | 21 | 28 | 32 | 27 |
| Religious Studies | 24 | 18 | 23 | 23 | 30 | 32 | 30 | 27 | 30 | 33 |
| TOTAL HUMANITIES | 126 | 101 | 108 | 110 | 130 | 124 | 131 | 132 | 142 | 161 |
| INTERDISCIPLINARY GRADUATE PROGRAM (c) | | | | | | | | | | |
| | 18 | 21 | 27 | 24 | 24 | 21 | 30 | 39 | 44 | 36 |
| KINESIOLOGY | | | | | | | | | | |
| | 39 | 46 | 45 | 40 | 48 | 58 | 56 | 57 | 60 | 75 |
| LAW | | | | | | | | | | |
| | 8 | 7 | 11 | 12 | 14 | 14 | 13 | 14 | 13 | 15 |

(a) Beginning in Fall 2003, Continuing Education falls under Education.

(b) These are total enrolments in the Campus Alberta Master of Counselling and Graduate Certificate in Counselling programs which are conjoint programs represented through a partnership of the University of Calgary, Athabasca University and University of Lethbridge.

(c) Prior to Fall 2004, this program was named Resources and the Environment.

FULL-TIME GRADUATE STUDENTS BY FIELD OF STUDY (Continued)

| FIELD OF STUDY | FALL 1997 | FALL 1998 | FALL 1999 | FALL 2000 | FALL 2001 | FALL 2002 | FALL 2003 | FALL 2004 | FALL 2005 | FALL 2006 |
|---|--------------|--------------|--------------|--------------|--------------|--------------|--------------|--------------|--------------|--------------|
| MANAGEMENT/LAW | 3 | - | - | - | - | - | - | - | - | - |
| MEDICINE | | | | | | | | | | |
| Biochemistry & Molecular Biology | 39 | 45 | 48 | 42 | 53 | 57 | 69 | 79 | 80 | 78 |
| Biomedical Technology | - | - | - | 7 | 15 | 20 | 18 | 16 | 16 | 24 |
| Cardiovascular/Respiratory Sciences | 33 | 30 | 26 | 34 | 29 | 30 | 32 | 31 | 32 | 32 |
| Community Health Sciences | 38 | 41 | 32 | 40 | 46 | 63 | 70 | 76 | 82 | 85 |
| Gastrointestinal Sciences | 16 | 16 | 15 | 15 | 8 | 9 | 9 | 9 | 7 | 11 |
| Medical Science | 56 | 63 | 80 | 98 | 105 | 101 | 96 | 97 | 102 | 96 |
| Microbiology & Infectious Diseases | 26 | 30 | 35 | 32 | 32 | 32 | 30 | 26 | 26 | 21 |
| Neurosciences | 28 | 38 | 33 | 34 | 44 | 52 | 67 | 63 | 73 | 73 |
| TOTAL MEDICINE | 236 | 263 | 269 | 302 | 332 | 364 | 391 | 397 | 418 | 420 |
| NURSING | 31 | 41 | 45 | 56 | 68 | 80 | 82 | 78 | 77 | 68 |
| SCHULICH SCHOOL OF ENGINEERING | | | | | | | | | | |
| Biomedical Engineering | - | 2 | 4 | 6 | 7 | 6 | 5 | 11 | 18 | 18 |
| Chemical | 56 | 54 | 56 | 64 | 90 | 108 | 147 | 194 | 227 | 234 |
| Civil | 90 | 82 | 87 | 95 | 102 | 118 | 124 | 118 | 112 | 192 |
| Electrical | 67 | 69 | 81 | 85 | 116 | 162 | 204 | 220 | 203 | 212 |
| Geomatics | 42 | 41 | 44 | 54 | 52 | 70 | 85 | 77 | 68 | 79 |
| Mechanical & Manufacturing | 60 | 63 | 63 | 65 | 69 | 78 | 77 | 84 | 121 | 134 |
| TOTAL SCHULICH SCHOOL OF ENGINEERING | 315 | 311 | 335 | 369 | 436 | 542 | 642 | 704 | 749 | 869 |
| SCIENCE | | | | | | | | | | |
| Biological Sciences | 114 | 126 | 108 | 106 | 116 | 123 | 122 | 119 | 123 | 140 |
| Chemistry | 58 | 58 | 56 | 50 | 66 | 66 | 78 | 76 | 80 | 92 |
| Computer Science | 37 | 46 | 50 | 59 | 76 | 109 | 139 | 146 | 146 | 144 |
| Geology & Geophysics | 79 | 75 | 79 | 87 | 92 | 95 | 105 | 93 | 94 | 114 |
| Mathematics & Statistics | 26 | 26 | 23 | 28 | 32 | 33 | 37 | 42 | 49 | 51 |
| Physics & Astronomy | 22 | 14 | 26 | 26 | 21 | 21 | 33 | 48 | 57 | 64 |
| TOTAL SCIENCE | 336 | 345 | 342 | 356 | 403 | 447 | 514 | 524 | 549 | 605 |
| SOCIAL SCIENCES | | | | | | | | | | |
| Anthropology | 26 | 24 | 28 | 22 | 29 | 35 | 36 | 32 | 24 | 25 |
| Archaeology | 35 | 38 | 35 | 38 | 33 | 32 | 37 | 32 | 37 | 36 |
| Clinical Psychology | 34 | 35 | 34 | 34 | 30 | 37 | 33 | 35 | 37 | 36 |
| Economics | 32 | 34 | 42 | 52 | 73 | 80 | 62 | 53 | 46 | 48 |
| Geography | 26 | 34 | 35 | 61 | 72 | 91 | 100 | 100 | 127 | 107 |
| History | 48 | 39 | 32 | 40 | 36 | 37 | 37 | 42 | 42 | 43 |
| International Indigenous Studies | - | - | - | - | - | - | - | - | - | 1 |
| Linguistics | 13 | 12 | 5 | 9 | 11 | 13 | 12 | 14 | 16 | 10 |
| Military & Strategic Studies | - | - | 4 | 7 | 11 | 12 | 19 | 32 | 35 | 29 |
| Political Science | 35 | 31 | 33 | 38 | 39 | 36 | 30 | 35 | 41 | 43 |
| Psychology | 38 | 34 | 31 | 41 | 52 | 43 | 44 | 43 | 44 | 44 |
| Sociology | 36 | 35 | 31 | 36 | 34 | 37 | 40 | 39 | 54 | 51 |
| TOTAL SOCIAL SCIENCES | 323 | 316 | 310 | 378 | 420 | 453 | 450 | 457 | 503 | 473 |
| SOCIAL WORK | 86 | 70 | 67 | 62 | 84 | 82 | 100 | 98 | 105 | 152 |
| SUSTAINABLE ENERGY DEVELOPMENT (d) | 19 | 11 | 12 | - | 21 | 7 | - | 6 | 7 | 11 |
| COMBINED DEGREE | | | | | | | | | | |
| Master of Biomedical Technology/ Master of Business Administration | - | - | - | - | - | - | - | 1 | 1 | - |
| Master of Social Work/ Master of Business Administration | - | - | - | - | - | - | - | - | 1 | - |
| TOTAL FULL-TIME GRADUATE | 2 468 | 2 433 | 2 586 | 2 701 | 2 917 | 3 241 | 3 572 | 3 814 | 4 046 | 4 340 |

(d) Prior to Fall 2005, this program was named Energy and the Environment

PART-TIME GRADUATE STUDENTS BY FIELD OF STUDY

| FIELD OF STUDY | FALL 1997 | FALL 1998 | FALL 1999 | FALL 2000 | FALL 2001 | FALL 2002 | FALL 2003 | FALL 2004 | FALL 2005 | FALL 2006 |
|---|--------------|--------------|--------------|--------------|--------------|--------------|--------------|--------------|--------------|--------------|
| COMMUNICATION & CULTURE | | | | | | | | | | |
| Canadian Studies | - | - | - | - | 1 | - | - | - | - | - |
| Communications Studies | 19 | 15 | 18 | 24 | 22 | 26 | 27 | 24 | 25 | 28 |
| TOTAL COMMUNICATION & CULTURE | 19 | 15 | 18 | 24 | 23 | 26 | 27 | 24 | 25 | 28 |
| CONTINUING EDUCATION (a) | 77 | 89 | 111 | 113 | 118 | 110 | - | - | - | - |
| EDUCATION | | | | | | | | | | |
| Applied Psychology | - | - | - | - | 7 | 11 | 30 | 20 | 29 | 23 |
| Counselling (b) | - | - | - | - | - | 1 | 15 | 21 | 39 | 40 |
| Curriculum & Instruction | 30 | 3 | 2 | 1 | 1 | - | - | - | - | - |
| Educational Psychology | 37 | 36 | 37 | 44 | 31 | 27 | 4 | 6 | 2 | - |
| Educational Research | 153 | 259 | 270 | 300 | 321 | 334 | 381 | 422 | 443 | 485 |
| - Continuing Education (a) | - | - | - | - | - | - | 111 | 77 | 47 | 16 |
| Policy & Administrative Studies | 36 | 6 | 6 | 4 | 3 | 1 | - | - | - | - |
| Teacher Education & Supervision | 12 | - | - | - | - | - | - | - | - | - |
| TOTAL EDUCATION | 268 | 304 | 315 | 349 | 363 | 374 | 541 | 546 | 560 | 564 |
| ENVIRONMENTAL DESIGN | | | | | | | | | | |
| Architecture | - | - | 1 | 1 | - | - | - | - | 1 | 1 |
| Environmental Design | - | - | - | 1 | 6 | 2 | 3 | - | 2 | 3 |
| Environmental Science | 7 | 1 | - | 2 | 4 | 1 | - | 1 | - | 2 |
| General | 2 | 2 | - | - | - | - | - | - | - | - |
| Industrial Design | - | - | - | - | 1 | - | - | 1 | - | - |
| Planning | 4 | 5 | 2 | 1 | - | - | - | - | - | 1 |
| Unclassified & Visiting | 16 | 7 | 12 | 8 | 10 | 10 | 18 | 10 | 7 | 8 |
| TOTAL ENVIRONMENTAL DESIGN | 29 | 15 | 15 | 13 | 21 | 13 | 21 | 12 | 10 | 15 |
| FINE ARTS | | | | | | | | | | |
| Art | 1 | - | - | - | - | - | - | 1 | 1 | - |
| Drama | 2 | 1 | - | 1 | 2 | - | 3 | 2 | 2 | 3 |
| Music | 3 | 2 | 4 | 3 | 1 | 2 | 2 | 1 | 1 | 1 |
| TOTAL FINE ARTS | 6 | 3 | 4 | 4 | 3 | 2 | 5 | 4 | 4 | 4 |
| HASKAYNE SCHOOL OF BUSINESS | 230 | 272 | 279 | 254 | 261 | 265 | 246 | 214 | 167 | 119 |
| HUMANITIES | | | | | | | | | | |
| English | 2 | 1 | - | 2 | 2 | 7 | 2 | 9 | 7 | 4 |
| French, Italian & Spanish | 3 | 2 | 2 | 2 | 4 | 4 | 4 | 3 | 2 | 4 |
| Germanic, Slavic & East Asian Studies | - | 1 | - | - | - | - | 1 | - | - | - |
| Greek & Roman Studies | - | 1 | - | - | 1 | 1 | - | - | 1 | 4 |
| Philosophy | - | 2 | 2 | 1 | 2 | 1 | - | 3 | - | 1 |
| Religious Studies | 2 | 5 | 2 | - | - | 1 | 1 | 1 | 2 | 2 |
| TOTAL HUMANITIES | 7 | 12 | 6 | 5 | 9 | 14 | 8 | 16 | 12 | 15 |
| INTERDISCIPLINARY GRADUATE PROGRAM (c) | - | 1 | - | 1 | 1 | 6 | 3 | 4 | 2 | 5 |
| KINESIOLOGY | 4 | 3 | 3 | 4 | 6 | 6 | 7 | 3 | 3 | 3 |

(a) Beginning in Fall 2003, Continuing Education falls under Education.

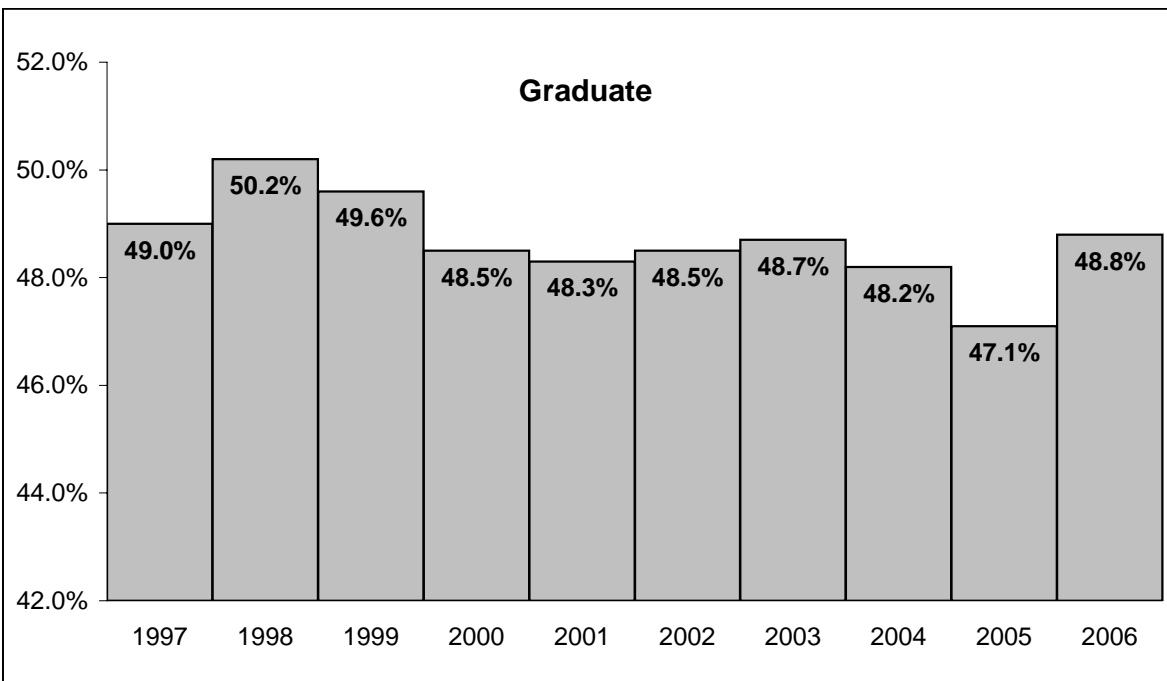
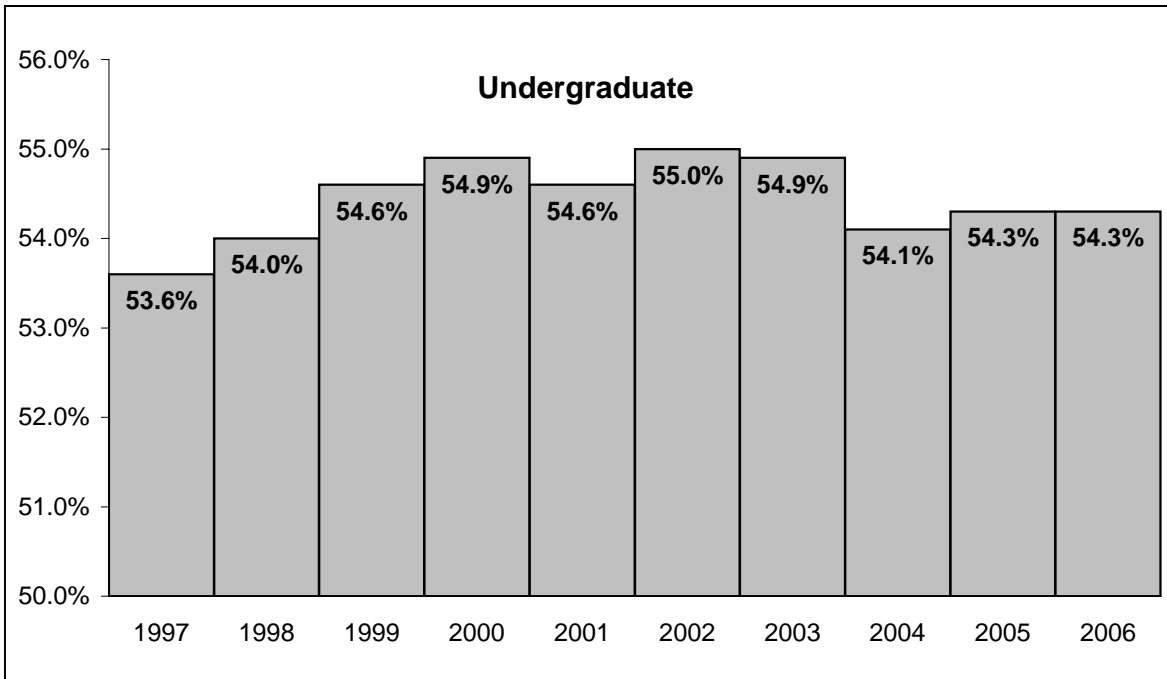
(b) These are total enrolments in the Campus Alberta Master of Counselling program which is a conjoint program represented through a partnership of the University of Calgary, Athabasca University and University of Lethbridge.

(c) Prior to Fall 2004, this program was named Resources and the Environment.

PART-TIME GRADUATE STUDENTS BY FIELD OF STUDY (Continued)

| FIELD OF STUDY | FALL 1997 | FALL 1998 | FALL 1999 | FALL 2000 | FALL 2001 | FALL 2002 | FALL 2003 | FALL 2004 | FALL 2005 | FALL 2006 |
|---|--------------|--------------|--------------|--------------|--------------|--------------|--------------|--------------|--------------|--------------|
| LAW | - | 2 | 1 | - | 1 | 1 | - | - | - | 2 |
| MEDICINE | | | | | | | | | | |
| Biochemistry & Molecular Biology | - | - | - | - | - | - | 1 | 1 | 2 | 1 |
| Biomedical Technology | - | - | - | - | 2 | 3 | 4 | 5 | 2 | 2 |
| Cardiovascular/Respiratory Sciences | - | - | 4 | - | - | - | - | - | 1 | 1 |
| Community Health Sciences | 10 | 4 | 6 | 2 | 5 | 5 | 9 | 7 | 7 | 5 |
| Gastrointestinal Sciences | - | - | - | - | 1 | - | - | - | - | - |
| Medical Science | 4 | - | 1 | 3 | 6 | 5 | 4 | 4 | 8 | 14 |
| Microbiology & Infectious Diseases | - | - | - | - | - | 1 | - | - | 2 | 1 |
| Neurosciences | - | - | - | - | 1 | - | 2 | - | - | - |
| TOTAL MEDICINE | 14 | 4 | 11 | 5 | 15 | 14 | 20 | 17 | 22 | 24 |
| NURSING | 28 | 30 | 35 | 35 | 34 | 36 | 29 | 37 | 47 | 49 |
| SCHULICH SCHOOL OF ENGINEERING | | | | | | | | | | |
| Biomedical Engineering | - | - | 1 | - | - | 1 | 2 | - | 1 | 2 |
| Chemical | 28 | 25 | 25 | 24 | 20 | 28 | 40 | 51 | 66 | 76 |
| Civil | 40 | 36 | 42 | 34 | 39 | 54 | 63 | 62 | 74 | 88 |
| Electrical | 22 | 37 | 30 | 29 | 40 | 47 | 47 | 60 | 63 | 55 |
| Geomatics | 10 | 8 | 7 | 7 | 8 | 7 | 5 | 11 | 13 | 16 |
| Mechanical & Manufacturing | 13 | 12 | 10 | 13 | 12 | 18 | 22 | 29 | 33 | 42 |
| TOTAL SCHULICH SCHOOL OF ENGINEERING | 113 | 118 | 115 | 107 | 119 | 155 | 179 | 213 | 250 | 279 |
| SCIENCE | | | | | | | | | | |
| Biological Sciences | 12 | 13 | 1 | 1 | 1 | 2 | 3 | 5 | 2 | 2 |
| Chemistry | 1 | 1 | 1 | 3 | 2 | - | - | 1 | - | - |
| Computer Science | 5 | 5 | 12 | 18 | 18 | 30 | 23 | 23 | 22 | 22 |
| Geology & Geophysics | 8 | 11 | 16 | 22 | 15 | 15 | 12 | 21 | 21 | 18 |
| Mathematics & Statistics | 2 | 1 | 1 | - | 2 | 2 | 4 | 2 | 2 | - |
| Physics & Astronomy | - | - | - | 1 | - | 1 | 3 | 3 | 4 | 5 |
| TOTAL SCIENCE | 28 | 31 | 31 | 45 | 38 | 50 | 45 | 55 | 51 | 47 |
| SOCIAL SCIENCES | | | | | | | | | | |
| Anthropology | 2 | - | 1 | 1 | - | - | 3 | 2 | 2 | 3 |
| Archaeology | - | 1 | - | - | 1 | - | 2 | 1 | 1 | 2 |
| Clinical Psychology | - | 1 | 2 | - | - | 2 | 1 | - | - | 1 |
| Economics | 25 | 14 | 13 | 19 | 22 | 24 | 28 | 21 | 25 | 14 |
| Geography | 1 | 2 | 2 | 8 | 18 | 18 | 24 | 19 | 23 | 39 |
| History | 2 | 2 | 3 | - | 2 | 2 | 2 | 2 | 3 | 3 |
| Linguistics | - | - | - | - | - | 1 | 2 | 1 | 2 | 4 |
| Military & Strategic Studies | - | - | - | - | 1 | 7 | 6 | 8 | 7 | 10 |
| Political Science | 1 | 1 | 1 | 3 | 1 | 1 | 2 | 2 | 1 | 2 |
| Psychology | - | - | 1 | 2 | 1 | 1 | 1 | 1 | 2 | - |
| Sociology | 3 | 1 | 3 | - | 2 | - | 1 | - | 2 | - |
| TOTAL SOCIAL SCIENCES | 34 | 22 | 26 | 33 | 48 | 56 | 72 | 57 | 68 | 78 |
| SOCIAL WORK | 46 | 57 | 67 | 75 | 85 | 85 | 100 | 103 | 93 | 67 |
| SUSTAINABLE ENERGY DEVELOPMENT (d) | - | - | - | 17 | 4 | 13 | - | 15 | 1 | - |
| COMBINED DEGREES | | | | | | | | | | |
| Master of Biomedical Technology/ Master of Business Administration | - | - | - | - | - | - | - | - | 1 | 1 |
| TOTAL PART-TIME GRADUATE | 903 | 978 | 1 037 | 1 084 | 1 149 | 1 226 | 1 303 | 1 320 | 1 316 | 1 300 |

(d) Prior to Fall 2005, this program was named Energy and the Environment

FULL-TIME UNDERGRADUATE & GRADUATE FEMALE STUDENTS

FULL-TIME STUDENTS BY SEX

| | FALL 2002 (a) | | | FALL 2003 | | | FALL 2004 | | | FALL 2005 | | | FALL 2006 | | |
|--------------------------------|---------------|--------------|--------------|--------------|--------------|--------------|--------------|--------------|--------------|--------------|--------------|--------------|--------------|--------------|--------------|
| | M | F | T | M | F | T | M | F | T | M | F | T | M | F | T |
| FROSH BY FACULTY | | | | | | | | | | | | | | | |
| Communication & Culture | 165 | 287 | 452 | 120 | 205 | 325 | 121 | 170 | 291 | 102 | 175 | 277 | 88 | 145 | 233 |
| Education | - | - | - | - | - | - | 1 | 10 | 11 | - | 1 | 1 | - | 6 | 6 |
| Fine Arts | 36 | 74 | 110 | 31 | 49 | 80 | 21 | 29 | 50 | 14 | 44 | 58 | 16 | 51 | 67 |
| Haskayne School of Business | 157 | 181 | 338 | 175 | 164 | 339 | 170 | 171 | 341 | 180 | 185 | 365 | 252 | 252 | 504 |
| Humanities | 64 | 104 | 168 | 63 | 126 | 189 | 69 | 141 | 210 | 68 | 116 | 184 | 42 | 136 | 178 |
| Kinesiology | 24 | 61 | 85 | 23 | 71 | 94 | 25 | 57 | 82 | 20 | 76 | 96 | 28 | 69 | 97 |
| Medicine | - | - | - | 21 | 36 | 57 | 22 | 38 | 60 | 19 | 36 | 55 | 29 | 50 | 79 |
| Nursing | 3 | 56 | 59 | 2 | 29 | 31 | 6 | 53 | 59 | 4 | 59 | 63 | 11 | 68 | 79 |
| Schulich School of Engineering | 366 | 88 | 454 | 338 | 92 | 430 | 342 | 108 | 450 | 373 | 89 | 462 | 408 | 157 | 565 |
| Science | 520 | 496 | 1 016 | 480 | 503 | 983 | 309 | 342 | 651 | 435 | 437 | 872 | 405 | 424 | 829 |
| Social Sciences | 157 | 231 | 388 | 190 | 253 | 443 | 161 | 220 | 381 | 182 | 234 | 416 | 152 | 242 | 394 |
| Combined/Collaborative Degree | 34 | 39 | 73 | 63 | 74 | 137 | 70 | 88 | 158 | 35 | 64 | 99 | 50 | 81 | 131 |
| TOTAL | 1 526 | 1 617 | 3 143 | 1 506 | 1 602 | 3 108 | 1 317 | 1 427 | 2 744 | 1 432 | 1 516 | 2 948 | 1 481 | 1 681 | 3 162 |

| UNDERGRADUATE STUDENTS BY FACULTY | | | | | | | | | | | | | | | |
|--|--------------|---------------|---------------|--------------|---------------|---------------|--------------|---------------|---------------|--------------|---------------|---------------|--------------|---------------|---------------|
| Communication & Culture | 1 220 | 1 910 | 3 130 | 798 | 1 489 | 2 287 | 662 | 1 236 | 1 898 | 625 | 1 155 | 1 780 | 571 | 1 069 | 1 640 |
| Education | 250 | 741 | 991 | 206 | 636 | 842 | 176 | 617 | 793 | 190 | 687 | 877 | 206 | 674 | 880 |
| Fine Arts | 174 | 379 | 553 | 144 | 370 | 514 | 142 | 308 | 450 | 116 | 285 | 401 | 106 | 289 | 395 |
| Haskayne School of Business | 878 | 1 069 | 1 947 | 843 | 943 | 1 786 | 853 | 905 | 1 758 | 900 | 981 | 1 881 | 1 045 | 1 106 | 2 151 |
| Humanities | 324 | 582 | 906 | 345 | 669 | 1 014 | 450 | 735 | 1 185 | 419 | 686 | 1 105 | 366 | 680 | 1 046 |
| Kinesiology | 225 | 387 | 612 | 198 | 385 | 583 | 187 | 368 | 555 | 166 | 383 | 549 | 165 | 389 | 554 |
| Law | 92 | 128 | 220 | 83 | 130 | 213 | 99 | 123 | 222 | 91 | 126 | 217 | 99 | 129 | 228 |
| Medicine | 396 | 392 | 788 | 452 | 452 | 904 | 501 | 524 | 1 025 | 539 | 565 | 1 104 | 587 | 646 | 1 233 |
| Nursing | 49 | 612 | 661 | 48 | 662 | 710 | 56 | 627 | 683 | 66 | 628 | 694 | 76 | 621 | 697 |
| Open Studies | 39 | 77 | 116 | 27 | 53 | 80 | 54 | 48 | 102 | 38 | 35 | 73 | 179 | 142 | 321 |
| Schulich School of Engineering | 1 881 | 497 | 2 378 | 1 928 | 509 | 2 437 | 1 942 | 519 | 2 461 | 1 978 | 530 | 2 508 | 2 031 | 588 | 2 619 |
| Science | 1 955 | 1 556 | 3 511 | 2 136 | 1 739 | 3 875 | 1 935 | 1 560 | 3 495 | 1 919 | 1 667 | 3 586 | 1 883 | 1 707 | 3 590 |
| Social Sciences | 1 267 | 1 886 | 3 153 | 1 544 | 2 155 | 3 699 | 1 497 | 2 069 | 3 566 | 1 461 | 1 958 | 3 419 | 1 316 | 1 794 | 3 110 |
| Social Work | 40 | 352 | 392 | 42 | 351 | 393 | 35 | 323 | 358 | 35 | 305 | 340 | 37 | 294 | 331 |
| Combined/Collaborative Degree | 280 | 501 | 781 | 348 | 580 | 928 | 405 | 644 | 1 049 | 392 | 626 | 1 018 | 373 | 633 | 1 006 |
| TOTAL | 9 070 | 11 069 | 20 139 | 9 142 | 11 123 | 20 265 | 8 994 | 10 606 | 19 600 | 8 935 | 10 617 | 19 552 | 9 040 | 10 761 | 19 801 |

| GRADUATE STUDENTS BY FIELD OF STUDY | | | | | | | | | | | | | | | |
|--|--------------|--------------|--------------|--------------|--------------|--------------|--------------|--------------|--------------|--------------|--------------|--------------|--------------|--------------|--------------|
| Communication & Culture | 8 | 27 | 35 | 9 | 25 | 34 | 11 | 23 | 34 | 17 | 22 | 39 | 16 | 28 | 44 |
| Continuing Education (b) | 7 | 17 | 24 | - | - | - | - | - | - | - | - | - | - | - | - |
| Education (b) | 100 | 268 | 368 | 115 | 373 | 488 | 123 | 463 | 586 | 149 | 475 | 624 | 163 | 559 | 722 |
| Environmental Design | 126 | 133 | 259 | 118 | 123 | 241 | 116 | 132 | 248 | 121 | 139 | 260 | 116 | 147 | 263 |
| Fine Arts | 27 | 33 | 60 | 27 | 35 | 62 | 24 | 32 | 56 | 25 | 29 | 54 | 22 | 37 | 59 |
| Haskayne School of Business | 196 | 107 | 303 | 219 | 119 | 338 | 272 | 111 | 383 | 297 | 103 | 400 | 280 | 87 | 367 |
| Humanities | 58 | 66 | 124 | 62 | 69 | 131 | 62 | 70 | 132 | 69 | 73 | 142 | 73 | 88 | 161 |
| Interdisciplinary Graduate Program (c) | 11 | 10 | 21 | 13 | 17 | 30 | 16 | 23 | 39 | 19 | 25 | 44 | 14 | 22 | 36 |
| Kinesiology | 30 | 28 | 58 | 30 | 26 | 56 | 33 | 24 | 57 | 34 | 26 | 60 | 37 | 38 | 75 |
| Law | 7 | 7 | 14 | 4 | 9 | 13 | 3 | 11 | 14 | 2 | 11 | 13 | 6 | 9 | 15 |
| Medicine | 172 | 192 | 364 | 180 | 211 | 391 | 175 | 222 | 397 | 184 | 234 | 418 | 179 | 241 | 420 |
| Nursing | 4 | 76 | 80 | 6 | 76 | 82 | 5 | 73 | 78 | 7 | 70 | 77 | 5 | 63 | 68 |
| Schulich School of Engineering | 417 | 125 | 542 | 500 | 142 | 642 | 554 | 150 | 704 | 598 | 151 | 749 | 682 | 187 | 869 |
| Science | 275 | 172 | 447 | 312 | 202 | 514 | 334 | 190 | 524 | 344 | 205 | 549 | 369 | 236 | 605 |
| Social Sciences | 210 | 243 | 453 | 215 | 235 | 450 | 229 | 228 | 457 | 253 | 250 | 503 | 233 | 240 | 473 |
| Social Work | 15 | 67 | 82 | 23 | 77 | 100 | 14 | 84 | 98 | 17 | 88 | 105 | 18 | 134 | 152 |
| Sustainable Energy Development (d) | 6 | 1 | 7 | - | - | - | 3 | 3 | 6 | 3 | 4 | 7 | 9 | 2 | 11 |
| Combined Degree | - | - | - | - | - | - | 1 | - | 1 | 1 | 1 | 2 | - | - | - |
| TOTAL | 1 669 | 1 572 | 3 241 | 1 833 | 1 739 | 3 572 | 1 975 | 1 839 | 3 814 | 2 140 | 1 906 | 4 046 | 2 222 | 2 118 | 4 340 |

(a) Prior to Fall 2002, undergraduate students wishing to pursue a degree in the Faculties of Humanities, Science, Social Sciences, or the Haskayne School of Business, initially registered in the Faculty of Communication & Culture. Beginning in Fall 2002, students could directly enter into these faculties.

(b) Beginning in Fall 2003, Continuing Education falls under Education.

(c) Prior to Fall 2004, this program was named Resources and the Environment.

(d) Prior to Fall 2005, this program was named Energy and the Environment.

PART-TIME STUDENTS BY SEX

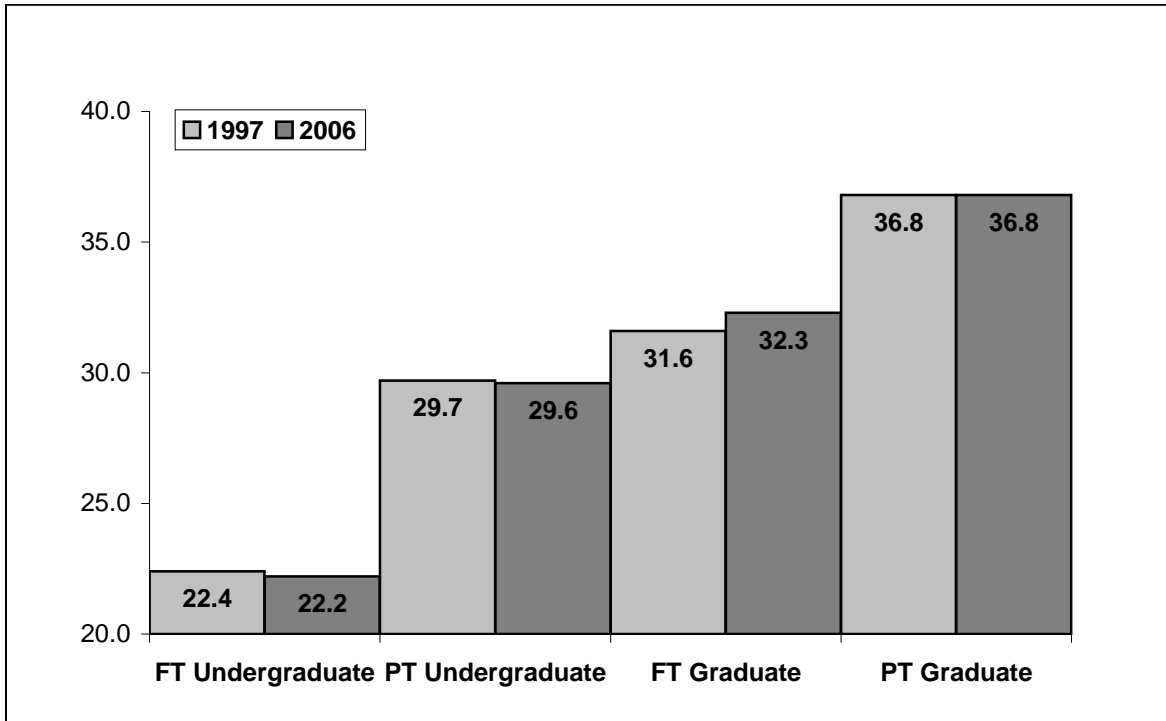
| | 1997 | 1998 | 1999 | 2000 | 2001 | 2002 | 2003 | 2004 | 2005 | 2006 |
|--------------------------------------|-------|-------|-------|-------|-------|-------|-------|-------|-------|-------|
| FALL SESSION DAY STUDENTS | | | | | | | | | | |
| Undergraduate | | | | | | | | | | |
| Male | 1 029 | 1 054 | 956 | 1 131 | 1 190 | 1 294 | 1 189 | 1 047 | 910 | 921 |
| Female | 1 311 | 1 284 | 1 481 | 1 515 | 1 525 | 1 713 | 1 432 | 1 325 | 1 138 | 1 169 |
| Graduate | | | | | | | | | | |
| Male | 232 | 246 | 314 | 325 | 306 | 359 | 380 | 411 | 389 | 432 |
| Female | 319 | 298 | 339 | 391 | 411 | 419 | 514 | 509 | 535 | 533 |
| Total | | | | | | | | | | |
| Male | 1 261 | 1 300 | 1 270 | 1 456 | 1 496 | 1 653 | 1 569 | 1 458 | 1 299 | 1 353 |
| Female | 1 630 | 1 582 | 1 820 | 1 906 | 1 936 | 2 132 | 1 946 | 1 834 | 1 673 | 1 702 |
| FALL SESSION EVENING STUDENTS | | | | | | | | | | |
| Undergraduate | | | | | | | | | | |
| Male | 299 | 348 | 276 | 269 | 252 | 253 | 295 | 246 | 270 | 206 |
| Female | 469 | 627 | 511 | 543 | 556 | 553 | 579 | 576 | 575 | 459 |
| Graduate | | | | | | | | | | |
| Male | 200 | 234 | 187 | 180 | 200 | 209 | 202 | 192 | 187 | 154 |
| Female | 152 | 200 | 197 | 188 | 232 | 239 | 207 | 208 | 205 | 181 |
| Total | | | | | | | | | | |
| Male | 499 | 582 | 463 | 449 | 452 | 462 | 497 | 438 | 457 | 360 |
| Female | 621 | 827 | 708 | 731 | 788 | 792 | 786 | 784 | 780 | 640 |
| SPRING SESSION STUDENTS | | | | | | | | | | |
| Undergraduate | | | | | | | | | | |
| Male | 2 317 | 2 454 | 2 551 | 2 511 | 2 629 | 2 820 | 2 974 | 3 038 | 2 768 | 2 801 |
| Female | 3 506 | 3 491 | 3 599 | 3 538 | 3 694 | 4 376 | 4 583 | 4 361 | 4 092 | 3 969 |
| Graduate | | | | | | | | | | |
| Male | 289 | 299 | 358 | 423 | 477 | 457 | 603 | 753 | 702 | 672 |
| Female | 318 | 339 | 432 | 497 | 526 | 608 | 743 | 861 | 868 | 832 |
| Total | | | | | | | | | | |
| Male | 2 606 | 2 753 | 2 909 | 2 934 | 3 106 | 3 277 | 3 577 | 3 791 | 3 470 | 3 473 |
| Female | 3 824 | 3 830 | 4 031 | 4 035 | 4 220 | 4 984 | 5 326 | 5 222 | 4 960 | 4 801 |
| SUMMER SESSION STUDENTS | | | | | | | | | | |
| Undergraduate | | | | | | | | | | |
| Male | 1 319 | 1 555 | 1 498 | 1 524 | 1 540 | 1 771 | 1 942 | 1 788 | 1 907 | 1 860 |
| Female | 1 748 | 1 810 | 1 788 | 1 865 | 1 811 | 2 224 | 2 241 | 2 101 | 2 091 | 2 057 |
| Graduate | | | | | | | | | | |
| Male | 221 | 250 | 297 | 311 | 331 | 408 | 583 | 673 | 615 | 584 |
| Female | 297 | 312 | 379 | 418 | 420 | 497 | 781 | 873 | 870 | 888 |
| Total | | | | | | | | | | |
| Male | 1 540 | 1 805 | 1 795 | 1 835 | 1 871 | 2 179 | 2 525 | 2 461 | 2 522 | 2 444 |
| Female | 2 045 | 2 122 | 2 167 | 2 283 | 2 231 | 2 721 | 3 022 | 2 974 | 2 961 | 2 945 |

FULL-TIME FROSH BY AGE AND SEX

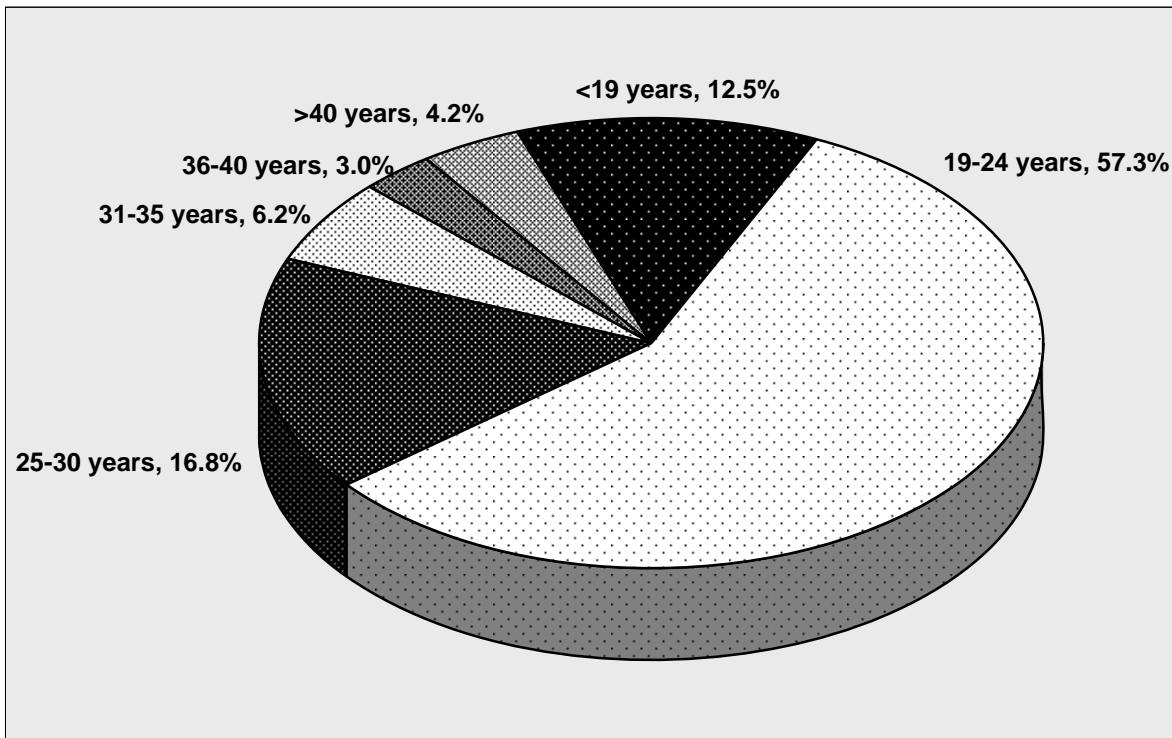
| AGE | FALL 1997 | | | FALL 1998 | | | FALL 1999 | | | FALL 2000 | | | FALL 2001 | | |
|--------------|--------------|--------------|--------------|--------------|--------------|--------------|--------------|--------------|--------------|--------------|--------------|--------------|--------------|--------------|--------------|
| | MALE | FEMALE | TOTAL | MALE | FEMALE | TOTAL | MALE | FEMALE | TOTAL | MALE | FEMALE | TOTAL | MALE | FEMALE | TOTAL |
| <17 | - | - | - | 2 | 3 | 5 | 3 | 4 | 7 | - | 1 | 1 | 1 | 1 | 2 |
| 17 | 122 | 163 | 285 | 142 | 169 | 311 | 155 | 201 | 356 | 142 | 171 | 313 | 140 | 178 | 318 |
| 18 | 893 | 1 021 | 1 914 | 876 | 1 042 | 1 918 | 943 | 1 102 | 2 045 | 964 | 1 157 | 2 121 | 1 013 | 1 171 | 2 184 |
| 19 | 205 | 212 | 417 | 223 | 208 | 431 | 216 | 218 | 434 | 227 | 192 | 419 | 240 | 209 | 449 |
| 20 | 47 | 34 | 81 | 59 | 38 | 97 | 38 | 37 | 75 | 38 | 28 | 66 | 44 | 50 | 94 |
| 21 | 20 | 11 | 31 | 21 | 14 | 35 | 19 | 12 | 31 | 28 | 19 | 47 | 17 | 7 | 24 |
| 22 | 15 | 4 | 19 | 9 | 7 | 16 | 14 | 10 | 24 | 9 | 10 | 19 | 2 | 4 | 6 |
| 23 | 14 | 3 | 17 | 7 | 8 | 15 | 6 | 8 | 14 | 2 | 6 | 8 | 3 | 2 | 5 |
| 24 | 4 | 2 | 6 | 3 | 1 | 4 | 3 | 3 | 6 | 1 | 4 | 5 | 4 | 1 | 5 |
| 25 | 3 | 2 | 5 | 1 | 2 | 3 | 2 | 4 | 6 | 2 | 2 | 4 | 3 | 1 | 4 |
| 26 | 3 | 1 | 4 | 1 | 2 | 3 | 1 | 3 | 4 | - | 2 | 2 | - | - | - |
| 27 | 2 | - | 2 | - | 1 | 1 | 2 | - | 2 | 1 | 1 | 2 | 1 | 1 | 2 |
| 28 | 3 | - | 3 | - | - | - | - | - | - | 1 | - | 1 | 1 | - | 1 |
| 29 | 2 | 1 | 3 | 1 | - | 1 | - | - | - | 1 | - | 1 | - | - | - |
| 30 | 1 | 2 | 3 | 2 | 1 | 3 | - | - | - | - | - | - | - | - | - |
| 31 | 1 | 1 | 2 | - | - | - | - | - | - | - | - | - | 1 | - | 1 |
| 32 | - | 2 | 2 | - | - | - | - | - | - | - | - | - | - | 1 | 1 |
| 33 | 1 | 1 | 2 | 1 | - | 1 | - | 1 | 1 | - | - | - | - | - | - |
| 34 | - | - | - | - | - | - | 1 | - | 1 | - | - | - | - | 1 | 1 |
| 35 | 1 | 1 | 2 | - | - | - | 2 | - | 2 | - | - | - | - | 1 | 1 |
| >35 | - | 2 | 2 | - | 1 | 1 | 1 | - | 1 | 3 | 2 | 5 | - | - | - |
| TOTAL | 1 337 | 1 463 | 2 800 | 1 348 | 1 497 | 2 845 | 1 406 | 1 603 | 3 009 | 1 419 | 1 595 | 3 014 | 1 470 | 1 628 | 3 098 |

| AGE | FALL 2002 | | | FALL 2003 | | | FALL 2004 | | | FALL 2005 | | | FALL 2006 | | |
|--------------|--------------|--------------|--------------|--------------|--------------|--------------|--------------|--------------|--------------|--------------|--------------|--------------|--------------|--------------|--------------|
| | MALE | FEMALE | TOTAL | MALE | FEMALE | TOTAL | MALE | FEMALE | TOTAL | MALE | FEMALE | TOTAL | MALE | FEMALE | TOTAL |
| <17 | 5 | 1 | 6 | - | - | - | - | 1 | 1 | - | - | - | - | 2 | 2 |
| 17 | 119 | 181 | 300 | 127 | 190 | 317 | 109 | 154 | 263 | 130 | 181 | 311 | 148 | 232 | 380 |
| 18 | 1 049 | 1 125 | 2 174 | 1 044 | 1 126 | 2 170 | 910 | 994 | 1 904 | 968 | 1 048 | 2 016 | 1 010 | 1 184 | 2 194 |
| 19 | 245 | 223 | 468 | 237 | 221 | 458 | 206 | 194 | 400 | 239 | 200 | 439 | 210 | 173 | 383 |
| 20 | 61 | 46 | 107 | 47 | 38 | 85 | 59 | 44 | 103 | 48 | 42 | 90 | 52 | 54 | 106 |
| 21 | 20 | 19 | 39 | 24 | 11 | 35 | 10 | 15 | 25 | 18 | 16 | 34 | 29 | 18 | 47 |
| 22 | 6 | 10 | 16 | 9 | 5 | 14 | 10 | 9 | 19 | 10 | 17 | 27 | 12 | 6 | 18 |
| 23 | 10 | 2 | 12 | 7 | 1 | 8 | 6 | 6 | 12 | 2 | 3 | 5 | 8 | 3 | 11 |
| 24 | 6 | - | 6 | 3 | 2 | 5 | 4 | 4 | 8 | 8 | 3 | 11 | 2 | 1 | 3 |
| 25 | - | 3 | 3 | - | - | - | 1 | 2 | 3 | 2 | 2 | 4 | - | - | - |
| 26 | 1 | 2 | 3 | 1 | 3 | 4 | - | - | - | 3 | 2 | 5 | 1 | 1 | 2 |
| 27 | 1 | - | 1 | 1 | - | 1 | 1 | 2 | 3 | 2 | - | 2 | - | 1 | 1 |
| 28 | - | 1 | 1 | - | 1 | 1 | - | - | - | - | - | - | 5 | 2 | 7 |
| 29 | 2 | 1 | 3 | 1 | 2 | 3 | 1 | - | 1 | 1 | 1 | 2 | - | 2 | 2 |
| 30 | - | 1 | 1 | - | - | - | - | - | - | 1 | - | 1 | - | 2 | 2 |
| 31 | - | - | - | - | - | - | - | - | - | - | - | - | - | - | - |
| 32 | - | - | - | 2 | - | 2 | - | - | - | - | - | - | 2 | - | 2 |
| 33 | 1 | - | 1 | - | - | - | - | 1 | 1 | - | - | - | - | - | - |
| 34 | - | - | - | - | - | - | - | - | - | - | 1 | 1 | 1 | - | 1 |
| 35 | - | - | - | 2 | - | 2 | - | 1 | 1 | - | - | - | - | - | - |
| >35 | - | 2 | 2 | 1 | 2 | 3 | - | - | - | - | - | - | 1 | - | 1 |
| TOTAL | 1 526 | 1 617 | 3 143 | 1 506 | 1 602 | 3 108 | 1 317 | 1 427 | 2 744 | 1 432 | 1 516 | 2 948 | 1 481 | 1 681 | 3 162 |

AVERAGE AGE OF STUDENTS



FULL-TIME STUDENTS BY SELECTED AGE GROUPS (FALL 2006)



FULL-TIME STUDENTS BY AGE

| AGE | FALL 1997 | FALL 1998 | FALL 1999 | FALL 2000 | FALL 2001 | FALL 2002 | FALL 2003 | FALL 2004 | FALL 2005 | FALL 2006 |
|--------------|---------------|---------------|---------------|---------------|---------------|---------------|---------------|---------------|---------------|---------------|
| <17 | - | 5 | 7 | 1 | 2 | 7 | - | 1 | 2 | 2 |
| 17 | 286 | 314 | 360 | 321 | 320 | 303 | 322 | 269 | 317 | 408 |
| 18 | 2 230 | 2 189 | 2 318 | 2 458 | 2 505 | 2 500 | 2 463 | 2 215 | 2 282 | 2 609 |
| 19 | 2 406 | 2 447 | 2 430 | 2 574 | 2 677 | 2 803 | 2 869 | 2 729 | 2 587 | 2 505 |
| 20 | 2 412 | 2 431 | 2 477 | 2 444 | 2 639 | 2 839 | 2 919 | 2 909 | 2 845 | 2 762 |
| 21 | 2 382 | 2 397 | 2 455 | 2 546 | 2 639 | 2 736 | 2 870 | 2 938 | 2 946 | 2 927 |
| 22 | 2 053 | 2 073 | 2 231 | 2 135 | 2 272 | 2 347 | 2 408 | 2 388 | 2 490 | 2 525 |
| 23 | 1 436 | 1 492 | 1 543 | 1 616 | 1 613 | 1 749 | 1 681 | 1 691 | 1 698 | 1 782 |
| 24 | 1 077 | 1 131 | 1 067 | 1 152 | 1 245 | 1 247 | 1 270 | 1 263 | 1 278 | 1 326 |
| 25 | 883 | 833 | 924 | 873 | 911 | 1 012 | 983 | 990 | 1 008 | 1 038 |
| 26 | 673 | 720 | 737 | 740 | 735 | 805 | 860 | 765 | 814 | 839 |
| 27 | 629 | 583 | 638 | 625 | 655 | 636 | 705 | 670 | 650 | 683 |
| 28 | 464 | 524 | 535 | 539 | 563 | 578 | 558 | 573 | 604 | 588 |
| 29 | 381 | 389 | 494 | 471 | 454 | 532 | 504 | 479 | 476 | 504 |
| 30 | 315 | 314 | 369 | 411 | 375 | 411 | 438 | 401 | 424 | 404 |
| 31 | 237 | 249 | 305 | 298 | 322 | 331 | 364 | 385 | 371 | 394 |
| 32 | 210 | 222 | 229 | 304 | 253 | 288 | 309 | 331 | 345 | 337 |
| 33 | 196 | 185 | 241 | 220 | 235 | 239 | 284 | 261 | 312 | 292 |
| 34 | 179 | 172 | 199 | 222 | 197 | 236 | 204 | 249 | 234 | 268 |
| 35 | 158 | 147 | 198 | 183 | 170 | 195 | 199 | 181 | 215 | 210 |
| 36 | 130 | 124 | 148 | 190 | 153 | 155 | 159 | 153 | 181 | 206 |
| 37 | 123 | 98 | 139 | 152 | 144 | 148 | 146 | 145 | 131 | 162 |
| 38 | 113 | 120 | 102 | 135 | 147 | 133 | 136 | 146 | 136 | 116 |
| 39 | 107 | 96 | 115 | 110 | 101 | 131 | 129 | 131 | 125 | 130 |
| 40 | 116 | 94 | 91 | 119 | 94 | 105 | 107 | 134 | 127 | 117 |
| 41-45 | 377 | 384 | 435 | 474 | 411 | 422 | 440 | 475 | 441 | 452 |
| 46-50 | 165 | 182 | 202 | 265 | 293 | 312 | 309 | 315 | 308 | 284 |
| 51-55 | 71 | 79 | 94 | 94 | 109 | 131 | 139 | 162 | 180 | 186 |
| 56-60 | 14 | 19 | 15 | 22 | 27 | 32 | 39 | 47 | 54 | 64 |
| 61-65 | 5 | 1 | 2 | 3 | 7 | 12 | 17 | 12 | 12 | 17 |
| >65 | 4 | 4 | 6 | 3 | 5 | 5 | 6 | 6 | 5 | 4 |
| TOTAL | 19 832 | 20 018 | 21 106 | 21 700 | 22 273 | 23 380 | 23 837 | 23 414 | 23 598 | 24 141 |

PART-TIME STUDENTS BY AGE

| AGE | FALL 1997 | FALL 1998 | FALL 1999 | FALL 2000 | FALL 2001 | FALL 2002 | FALL 2003 | FALL 2004 | FALL 2005 | FALL 2006 |
|--------------|--------------|--------------|--------------|--------------|--------------|--------------|--------------|--------------|--------------|--------------|
| <17 | - | - | - | 2 | 1 | 2 | - | 1 | 2 | - |
| 17 | 12 | 11 | 9 | 12 | 25 | 16 | 27 | 20 | 7 | 16 |
| 18 | 99 | 92 | 94 | 130 | 94 | 132 | 128 | 111 | 79 | 106 |
| 19 | 156 | 151 | 149 | 160 | 183 | 194 | 132 | 155 | 106 | 150 |
| 20 | 191 | 172 | 186 | 198 | 190 | 203 | 192 | 199 | 161 | 136 |
| 21 | 156 | 238 | 189 | 209 | 188 | 258 | 234 | 186 | 201 | 170 |
| 22 | 231 | 209 | 229 | 226 | 230 | 239 | 265 | 242 | 233 | 230 |
| 23 | 197 | 258 | 211 | 265 | 269 | 282 | 252 | 245 | 247 | 251 |
| 24 | 203 | 211 | 215 | 227 | 244 | 263 | 245 | 213 | 189 | 186 |
| 25 | 175 | 243 | 203 | 208 | 245 | 258 | 204 | 196 | 193 | 183 |
| 26 | 185 | 188 | 171 | 183 | 203 | 237 | 220 | 190 | 149 | 145 |
| 27 | 176 | 174 | 173 | 191 | 178 | 217 | 195 | 192 | 156 | 138 |
| 28 | 171 | 179 | 152 | 185 | 186 | 196 | 164 | 183 | 162 | 132 |
| 29 | 131 | 167 | 154 | 151 | 174 | 193 | 176 | 152 | 159 | 144 |
| 30 | 118 | 161 | 146 | 140 | 165 | 183 | 180 | 148 | 152 | 125 |
| 31 | 114 | 136 | 144 | 154 | 169 | 181 | 161 | 163 | 132 | 142 |
| 32 | 121 | 108 | 125 | 127 | 148 | 152 | 171 | 146 | 141 | 125 |
| 33 | 91 | 120 | 103 | 111 | 121 | 124 | 153 | 142 | 145 | 123 |
| 34 | 133 | 98 | 112 | 90 | 98 | 112 | 132 | 120 | 134 | 137 |
| 35 | 122 | 109 | 88 | 119 | 108 | 107 | 112 | 129 | 109 | 121 |
| 36 | 83 | 109 | 129 | 98 | 116 | 112 | 108 | 120 | 126 | 104 |
| 37 | 106 | 85 | 111 | 125 | 84 | 95 | 103 | 98 | 103 | 114 |
| 38 | 87 | 101 | 76 | 112 | 123 | 95 | 83 | 99 | 100 | 103 |
| 39 | 96 | 82 | 102 | 85 | 94 | 92 | 83 | 81 | 77 | 86 |
| 40 | 90 | 94 | 82 | 103 | 93 | 90 | 95 | 76 | 66 | 80 |
| 41-45 | 395 | 397 | 427 | 392 | 400 | 421 | 402 | 367 | 350 | 320 |
| 46-50 | 225 | 236 | 286 | 312 | 297 | 327 | 325 | 272 | 287 | 251 |
| 51-55 | 90 | 104 | 129 | 148 | 163 | 171 | 152 | 162 | 146 | 140 |
| 56-60 | 23 | 24 | 27 | 35 | 30 | 41 | 57 | 58 | 55 | 51 |
| 61-65 | 12 | 13 | 13 | 16 | 19 | 10 | 13 | 15 | 16 | 15 |
| >65 | 22 | 21 | 26 | 28 | 34 | 36 | 34 | 33 | 26 | 31 |
| TOTAL | 4 011 | 4 291 | 4 261 | 4 542 | 4 672 | 5 039 | 4 798 | 4 514 | 4 209 | 4 055 |

**FULL-TIME UNDERGRADUATE CO-OPERATIVE EDUCATION
AND INTERNSHIP STUDENTS
BY AGE AND SEX**

| AGE | FALL 2002 | | | FALL 2003 | | | FALL 2004 | | | FALL 2005 | | | FALL 2006 | | |
|--------------|------------|------------|--------------|------------|------------|--------------|------------|------------|--------------|------------|------------|--------------|------------|------------|--------------|
| | M | F | T | M | F | T | M | F | T | M | F | T | M | F | T |
| <19 | - | - | - | - | 1 | 1 | - | - | - | - | - | - | - | - | - |
| 19 | 10 | 10 | 20 | 17 | 9 | 26 | 9 | 14 | 23 | 10 | 11 | 21 | 13 | 14 | 27 |
| 20 | 89 | 75 | 164 | 162 | 87 | 249 | 117 | 69 | 186 | 95 | 81 | 176 | 116 | 92 | 208 |
| 21 | 173 | 91 | 264 | 229 | 124 | 353 | 221 | 115 | 336 | 243 | 100 | 343 | 215 | 128 | 343 |
| 22 | 178 | 111 | 289 | 189 | 98 | 287 | 214 | 102 | 316 | 226 | 109 | 335 | 270 | 105 | 375 |
| 23 | 93 | 45 | 138 | 93 | 45 | 138 | 79 | 47 | 126 | 106 | 50 | 156 | 127 | 52 | 179 |
| 24 | 38 | 19 | 57 | 55 | 23 | 78 | 42 | 17 | 59 | 52 | 14 | 66 | 66 | 19 | 85 |
| 25 | 23 | 11 | 34 | 27 | 11 | 38 | 20 | 13 | 33 | 30 | 7 | 37 | 27 | 13 | 40 |
| 26 | 17 | 5 | 22 | 21 | 7 | 28 | 17 | 4 | 21 | 14 | 6 | 20 | 29 | 4 | 33 |
| 27 | 12 | 4 | 16 | 13 | 8 | 21 | 13 | 2 | 15 | 13 | 4 | 17 | 10 | 7 | 17 |
| 28 | 8 | 6 | 14 | 7 | 3 | 10 | 7 | 2 | 9 | 9 | 3 | 12 | 4 | 3 | 7 |
| 29 | 4 | 4 | 8 | 4 | 5 | 9 | 4 | 3 | 7 | 1 | 1 | 2 | 7 | 1 | 8 |
| 30 | 2 | 2 | 4 | 6 | 2 | 8 | 5 | 1 | 6 | 4 | 1 | 5 | 3 | - | 3 |
| 31 | 3 | 2 | 5 | 5 | 3 | 8 | 5 | 2 | 7 | 5 | 2 | 7 | 6 | 3 | 9 |
| 32 | 3 | 5 | 8 | 1 | 2 | 3 | 4 | 3 | 7 | 3 | 2 | 5 | 4 | 2 | 6 |
| 33 | 2 | 2 | 4 | 3 | 4 | 7 | 1 | 1 | 2 | 3 | 3 | 6 | 5 | 1 | 6 |
| 34 | 4 | 1 | 5 | 2 | 1 | 3 | 5 | 2 | 7 | 1 | 1 | 2 | 3 | 2 | 5 |
| 35 | 4 | 4 | 8 | 3 | - | 3 | 1 | - | 1 | 2 | 1 | 3 | 1 | 1 | 2 |
| 36 | 1 | 2 | 3 | 5 | 1 | 6 | - | 1 | 1 | 1 | - | 1 | 3 | - | 3 |
| 37 | 1 | 2 | 3 | 1 | - | 1 | 1 | - | 1 | - | 1 | 1 | - | - | - |
| 38 | - | - | - | 1 | - | 1 | 2 | 1 | 3 | - | - | - | - | - | - |
| 39 | - | - | - | 1 | - | 1 | 1 | - | 1 | 1 | - | 1 | - | - | - |
| 40 | - | - | - | 1 | - | 1 | - | - | - | - | - | - | - | - | - |
| >40 | 3 | 1 | 4 | 1 | 2 | 3 | 1 | 1 | 2 | 2 | 3 | 5 | 1 | 1 | 2 |
| TOTAL | 668 | 402 | 1 070 | 847 | 436 | 1 283 | 769 | 400 | 1 169 | 821 | 400 | 1 221 | 910 | 448 | 1 358 |

FULL-TIME STUDENTS ON VISAS BY COUNTRY OF CITIZENSHIP

| | FALL 1997 | FALL 1998 | FALL 1999 | FALL 2000 | FALL 2001 | FALL 2002 | FALL 2003 | FALL 2004 | FALL 2005 | FALL 2006 |
|------------------------------------|--------------|--------------|--------------|--------------|--------------|--------------|--------------|--------------|--------------|--------------|
| NORTH AMERICA | | | | | | | | | | |
| United States | 54 | 54 | 55 | 54 | 55 | 60 | 68 | 79 | 91 | 99 |
| Others (a) | - | 2 | 2 | - | - | - | - | - | - | - |
| CARIBBEAN | | | | | | | | | | |
| Others (a) | 6 | 5 | 8 | 7 | 4 | 3 | 6 | 5 | 4 | 6 |
| SOUTH & CENTRAL AMERICA | | | | | | | | | | |
| Argentina | 1 | 3 | 3 | 4 | 6 | 12 | 12 | 8 | 2 | 4 |
| Brazil | 7 | 8 | 10 | 5 | 8 | 11 | 9 | 10 | 12 | 12 |
| Colombia | 6 | 8 | 7 | 10 | 9 | 12 | 13 | 15 | 20 | 22 |
| Ecuador | 11 | 9 | 8 | 3 | 9 | 9 | 2 | 7 | 8 | 10 |
| Mexico | 16 | 20 | 29 | 36 | 29 | 32 | 43 | 40 | 49 | 45 |
| Peru | 1 | - | - | - | 6 | 2 | 4 | 7 | 1 | 3 |
| Venezuela | 2 | 4 | 4 | 6 | 9 | 5 | 12 | 22 | 18 | 17 |
| Others (a) | 2 | 7 | 7 | 6 | 8 | 5 | 5 | 6 | 8 | 9 |
| | 46 | 59 | 68 | 70 | 84 | 88 | 100 | 115 | 118 | 122 |
| EUROPE | | | | | | | | | | |
| Austria | - | 3 | 2 | 3 | 8 | 6 | 5 | 6 | 6 | 4 |
| Bulgaria | 4 | 6 | 4 | 4 | 4 | 7 | 8 | 3 | 2 | 1 |
| Czech Republic | 2 | 2 | 25 | 29 | 1 | 2 | 3 | 2 | 3 | 4 |
| Denmark | 1 | 1 | 5 | 4 | 5 | 8 | 12 | 9 | 4 | 4 |
| France | 3 | 2 | 5 | 5 | 6 | 17 | 27 | 27 | 41 | 30 |
| Germany | 35 | 22 | 27 | 20 | 27 | 33 | 40 | 39 | 48 | 53 |
| Italy | 3 | 3 | 4 | 1 | 3 | 3 | 6 | 10 | 4 | 3 |
| Netherlands | 7 | 5 | 5 | 7 | 6 | 9 | 10 | 17 | 21 | 15 |
| Norway | 15 | 9 | 8 | 8 | 13 | 10 | 8 | 12 | 2 | 6 |
| Poland | 38 | 18 | 69 | 23 | 4 | 2 | 4 | 2 | 4 | 5 |
| Romania | 4 | 5 | 7 | 7 | 7 | 13 | 11 | 13 | 11 | 6 |
| Russia | 21 | 16 | 22 | 19 | 20 | 19 | 25 | 29 | 23 | 25 |
| Serbia & Montenegro | - | - | - | - | - | - | - | - | 5 | 7 |
| Sweden | 11 | 11 | 9 | 11 | 12 | 12 | 10 | 13 | 4 | 5 |
| Switzerland | 7 | 3 | 1 | 2 | 2 | 4 | 7 | 9 | 8 | 6 |
| United Kingdom | 22 | 22 | 27 | 34 | 29 | 37 | 40 | 52 | 42 | 47 |
| Others (a) | 21 | 28 | 26 | 19 | 26 | 24 | 27 | 29 | 28 | 25 |
| | 194 | 156 | 246 | 196 | 173 | 206 | 243 | 272 | 256 | 246 |
| AFRICA | | | | | | | | | | |
| Egypt | 8 | 5 | 2 | 6 | 13 | 16 | 22 | 23 | 23 | 42 |
| Ghana | 5 | 5 | 4 | 2 | 7 | 6 | 6 | 6 | 7 | 6 |
| Kenya | 7 | 8 | 10 | 9 | 7 | 10 | 12 | 12 | 11 | 8 |
| Libya | 3 | 6 | 5 | 4 | 5 | 3 | 2 | 1 | 8 | 9 |
| Nigeria | 3 | 3 | 6 | 4 | 9 | 12 | 13 | 14 | 18 | 21 |
| Others (a) | 16 | 14 | 19 | 16 | 24 | 28 | 29 | 29 | 25 | 27 |
| | 42 | 41 | 46 | 41 | 65 | 75 | 84 | 85 | 92 | 113 |

(a) Includes countries with no more than six students in any one year.

FULL-TIME STUDENTS ON VISAS BY COUNTRY OF CITIZENSHIP

| | FALL 1997 | FALL 1998 | FALL 1999 | FALL 2000 | FALL 2001 | FALL 2002 | FALL 2003 | FALL 2004 | FALL 2005 | FALL 2006 |
|----------------------|--------------|--------------|--------------|--------------|--------------|--------------|--------------|--------------|--------------|--------------|
| MIDDLE EAST | | | | | | | | | | |
| Iran | 16 | 13 | 5 | 9 | 35 | 41 | 63 | 186 | 243 | 322 |
| Israel | 2 | 6 | 7 | 4 | 6 | 7 | 10 | 10 | 9 | 11 |
| Jordan | 1 | 2 | 4 | 5 | 3 | 5 | 5 | 3 | 5 | 7 |
| Kuwait | 8 | 9 | 5 | 4 | 4 | 5 | 4 | 5 | 5 | 7 |
| Qatar | - | - | - | 7 | - | - | 1 | - | - | - |
| Saudi Arabia | 8 | 13 | 13 | 15 | 20 | 25 | 42 | 57 | 56 | 51 |
| United Arab Emirates | - | - | - | - | 3 | 3 | 2 | 2 | 3 | 7 |
| Yemen | - | 1 | 7 | 12 | 18 | 23 | 32 | 37 | 33 | 33 |
| Others (a) | 1 | 3 | 4 | 7 | 7 | 5 | 8 | 8 | 16 | 10 |
| | 36 | 47 | 45 | 63 | 96 | 114 | 167 | 308 | 370 | 448 |
| ASIA | | | | | | | | | | |
| Bangladesh | 2 | 2 | 6 | 10 | 9 | 13 | 20 | 20 | 19 | 26 |
| Brunei | 2 | 2 | 5 | 10 | 9 | 11 | 11 | 9 | 13 | 20 |
| China | 57 | 61 | 55 | 81 | 171 | 229 | 311 | 445 | 506 | 448 |
| Hong Kong | 133 | 108 | 98 | 103 | 77 | 67 | 68 | 54 | 46 | 43 |
| India | 34 | 28 | 23 | 32 | 38 | 54 | 76 | 70 | 58 | 74 |
| Indonesia | 6 | 3 | 4 | 6 | 8 | 9 | 6 | 6 | 7 | 6 |
| Japan | 22 | 37 | 39 | 37 | 37 | 33 | 52 | 34 | 39 | 40 |
| Kazakhstan | 1 | 2 | 3 | 2 | 2 | 3 | 1 | 1 | 9 | 7 |
| Korea (North) | 2 | 1 | 2 | 3 | 4 | 4 | 8 | 2 | 2 | 1 |
| Korea (South) | 11 | 18 | 32 | 38 | 44 | 51 | 54 | 37 | 41 | 45 |
| Malaysia | 40 | 59 | 60 | 53 | 43 | 36 | 36 | 21 | 13 | 16 |
| Nepal | 3 | 2 | - | 2 | 2 | 2 | 3 | 4 | 4 | 5 |
| Pakistan | 1 | 3 | 5 | 6 | 9 | 11 | 13 | 15 | 18 | 17 |
| Singapore | 19 | 10 | 7 | 8 | 11 | 9 | 6 | 4 | 5 | 8 |
| Sri Lanka | 4 | 3 | 1 | 1 | 6 | 11 | 14 | 18 | 12 | 20 |
| Taiwan | 12 | 10 | 13 | 17 | 24 | 20 | 28 | 27 | 20 | 21 |
| Thailand | 5 | 3 | 6 | 6 | 7 | 6 | 6 | 8 | 8 | 13 |
| Vietnam | 1 | 1 | 1 | 4 | 5 | 6 | 16 | 16 | 20 | 18 |
| Others (a) | 6 | 9 | 8 | 6 | 11 | 7 | 6 | 7 | 8 | 14 |
| | 361 | 362 | 368 | 425 | 517 | 582 | 735 | 798 | 848 | 842 |
| OCEANIA | | | | | | | | | | |
| Australia | 10 | 25 | 18 | 14 | 32 | 28 | 28 | 24 | 27 | 19 |
| New Zealand | 2 | 3 | 3 | 3 | 3 | 6 | 6 | 7 | 4 | 6 |
| Others (a) | 1 | 2 | 2 | 2 | 2 | 2 | 1 | 1 | 1 | - |
| | 13 | 30 | 23 | 19 | 37 | 36 | 35 | 32 | 32 | 25 |
| UNREPORTED | | | | | | | | | | |
| | - | - | - | - | - | 1 | 1 | 1 | 7 | 2 |
| TOTAL VISA | 752 | 756 | 861 | 875 | 1 031 | 1 165 | 1 439 | 1 695 | 1 818 | 1 903 |

The categorization of countries has been revised to reconcile with the geography/location information in The World Factbook. See: <https://www.cia.gov/cia/publications/factbook/geos/cy.html>

FULL-TIME STUDENTS FROM ALBERTA BY CENSUS DIVISION (a)

| CENSUS DIVISION AREA (b) | FALL 1997 | FALL 1998 | FALL 1999 | FALL 2000 | FALL 2001 | FALL 2002 (a) | FALL 2003 | FALL 2004 | FALL 2005 | FALL 2006 |
|--------------------------|--------------|--------------|--------------|--------------|--------------|------------------|--------------|--------------|--------------|--------------|
| FROSH | | | | | | | | | | |
| 1 Medicine Hat | 8 | 10 | 13 | 14 | 14 | 17 | 15 | 15 | 9 | 17 |
| 2 Lethbridge | 29 | 38 | 24 | 23 | 30 | 29 | 25 | 25 | 17 | 31 |
| 3 Cardston | 13 | 14 | 18 | 14 | 4 | 9 | 18 | 9 | 7 | 12 |
| 4 Hanna | 9 | 6 | 7 | 4 | 9 | 3 | - | 9 | 2 | 9 |
| 5 Drumheller | 26 | 23 | 28 | 30 | 21 | 25 | 33 | 21 | 34 | 18 |
| 6 Calgary | 2 278 | 2 317 | 2 449 | 2 391 | 2 461 | 2 443 | 2 373 | 2 087 | 2 281 | 2 371 |
| 7 Wainwright | 8 | 13 | 11 | 4 | 11 | 12 | 12 | 11 | 12 | 5 |
| 8 Red Deer | 25 | 26 | 27 | 33 | 33 | 41 | 31 | 33 | 31 | 36 |
| 9 Rocky Mountain House | 9 | 8 | 10 | 11 | 8 | 9 | 3 | 7 | 10 | 2 |
| 10 Camrose | 9 | 6 | 2 | 6 | 2 | 6 | 3 | 5 | 7 | 8 |
| 11 Edmonton | 26 | 15 | 20 | 24 | 16 | 12 | 25 | 19 | 20 | 25 |
| 12 Bonnyville | 4 | 1 | 2 | 9 | 7 | 3 | 2 | 1 | 2 | 2 |
| 13 Athabasca | 4 | 3 | - | 3 | 2 | 6 | - | 2 | 4 | 1 |
| 14 Edson | 9 | 4 | 3 | 2 | 4 | - | 1 | 1 | 2 | - |
| 15 Mountain | 23 | 13 | 26 | 23 | 19 | 21 | 17 | 10 | 14 | 13 |
| 16 Lac La Biche | 10 | 10 | 7 | 7 | 9 | 5 | 11 | 5 | 7 | 10 |
| 17 Peace River | 8 | 5 | 9 | 5 | 5 | 3 | 3 | 3 | 2 | 3 |
| 19 Grand Prairie | 7 | 4 | 7 | 7 | 11 | 10 | 3 | 4 | 2 | 5 |
| Total Frosh | 2 505 | 2 516 | 2 663 | 2 610 | 2 666 | 2 654 | 2 575 | 2 267 | 2 463 | 2 568 |
| GRADUATE | | | | | | | | | | |
| 1 Medicine Hat | 15 | 19 | 17 | 17 | 16 | 18 | 18 | 18 | 21 | 24 |
| 2 Lethbridge | 21 | 26 | 32 | 37 | 32 | 39 | 45 | 50 | 55 | 55 |
| 3 Cardston | 4 | 5 | 4 | 6 | 8 | 4 | 5 | 5 | 10 | 13 |
| 4 Hanna | 1 | - | 2 | 3 | 3 | 3 | 3 | 4 | 4 | 3 |
| 5 Drumheller | 8 | 9 | 8 | 11 | 9 | 8 | 11 | 12 | 14 | 11 |
| 6 Calgary | 1 581 | 1 482 | 1 541 | 1 691 | 1 889 | 2 002 | 2 123 | 2 080 | 2 022 | 1 976 |
| 7 Wainwright | 3 | 2 | 2 | 1 | 4 | 6 | 7 | 6 | 5 | 6 |
| 8 Red Deer | 23 | 19 | 22 | 25 | 31 | 29 | 38 | 44 | 42 | 52 |
| 9 Rocky Mountain House | 2 | 2 | 3 | 3 | 1 | 2 | 2 | 2 | 2 | - |
| 10 Camrose | 2 | 4 | 5 | 6 | 2 | 7 | 8 | 9 | 14 | 14 |
| 11 Edmonton | 61 | 79 | 65 | 60 | 64 | 62 | 82 | 96 | 124 | 155 |
| 12 Bonnyville | 5 | 3 | 3 | 4 | 3 | 4 | 5 | 5 | 5 | 5 |
| 13 Athabasca | 1 | 2 | 1 | 1 | 2 | 3 | 2 | 1 | 3 | 3 |
| 14 Edson | 3 | 1 | 1 | 2 | 2 | 2 | 4 | 4 | 2 | 4 |
| 15 Mountain | 17 | 22 | 22 | 18 | 20 | 23 | 28 | 23 | 20 | 25 |
| 16 Lac La Biche | 2 | 2 | 1 | 3 | 2 | 2 | 7 | 6 | 10 | 9 |
| 17 Peace River | 5 | 6 | 6 | 4 | - | 4 | 5 | 7 | 14 | 6 |
| 19 Grand Prairie | 7 | 3 | 6 | 3 | 7 | 6 | 11 | 11 | 12 | 14 |
| Total Graduate | 1 761 | 1 686 | 1 741 | 1 895 | 2 095 | 2 224 | 2 404 | 2 383 | 2 379 | 2 375 |
| FULL-TIME | | | | | | | | | | |
| 1 Medicine Hat | 157 | 158 | 155 | 154 | 201 | 250 | 281 | 255 | 237 | 233 |
| 2 Lethbridge | 224 | 258 | 246 | 246 | 251 | 288 | 287 | 294 | 289 | 289 |
| 3 Cardston | 87 | 81 | 78 | 80 | 79 | 64 | 75 | 59 | 59 | 60 |
| 4 Hanna | 32 | 28 | 30 | 34 | 39 | 34 | 26 | 35 | 25 | 31 |
| 5 Drumheller | 173 | 164 | 157 | 157 | 167 | 176 | 183 | 180 | 197 | 174 |
| 6 Calgary | 15 225 | 15 254 | 15 739 | 16 059 | 16 743 | 17 158 | 17 070 | 16 392 | 16 199 | 16 197 |
| 7 Wainwright | 61 | 54 | 55 | 46 | 52 | 60 | 62 | 66 | 68 | 56 |
| 8 Red Deer | 347 | 322 | 336 | 369 | 380 | 390 | 421 | 428 | 414 | 412 |
| 9 Rocky Mountain House | 60 | 55 | 52 | 52 | 52 | 48 | 48 | 46 | 46 | 34 |
| 10 Camrose | 68 | 69 | 52 | 49 | 38 | 47 | 50 | 46 | 52 | 54 |
| 11 Edmonton | 372 | 353 | 345 | 379 | 364 | 403 | 481 | 480 | 533 | 602 |
| 12 Bonnyville | 43 | 26 | 25 | 32 | 35 | 35 | 35 | 27 | 21 | 23 |
| 13 Athabasca | 18 | 19 | 13 | 19 | 20 | 23 | 20 | 18 | 22 | 21 |
| 14 Edson | 47 | 43 | 30 | 26 | 17 | 14 | 16 | 19 | 17 | 22 |
| 15 Mountain | 126 | 111 | 128 | 132 | 149 | 153 | 162 | 142 | 130 | 129 |
| 16 Lac La Biche | 54 | 59 | 62 | 65 | 55 | 61 | 69 | 53 | 62 | 57 |
| 17 Peace River | 49 | 48 | 46 | 63 | 58 | 55 | 41 | 32 | 41 | 32 |
| 19 Grand Prairie | 72 | 53 | 60 | 69 | 80 | 75 | 78 | 82 | 84 | 85 |
| Total Full-Time | 17 215 | 17 155 | 17 609 | 18 031 | 18 780 | 19 334 | 19 405 | 18 654 | 18 496 | 18 511 |

(a) In order to more accurately reflect where a student originally comes from, the initial address at the time of a student's application is captured and reported. Prior to Fall 2002, students were reported by home address.

(b) Census division names used are major centres within the divisions added to assist in placing the division

FULL-TIME STUDENTS BY INITIAL ADDRESS (a)

| INITIAL ADDRESS | FALL 1997 | FALL 1998 | FALL 1999 | FALL 2000 | FALL 2001 | FALL 2002 | FALL 2003 | FALL 2004 | FALL 2005 | FALL 2006 |
|------------------------------|---------------|---------------|---------------|---------------|---------------|---------------|---------------|---------------|---------------|---------------|
| CANADA | | | | | | | | | | |
| Alberta | | | | | | | | | | |
| Calgary | 14 733 | 14 785 | 15 257 | 15 536 | 16 191 | 16 533 | 16 413 | 15 732 | 15 545 | 15 530 |
| Rest of Alberta | 2 482 | 2 370 | 2 352 | 2 495 | 2 589 | 2 801 | 2 992 | 2 922 | 2 951 | 2 981 |
| Total Alberta | 17 215 | 17 155 | 17 609 | 18 031 | 18 780 | 19 334 | 19 405 | 18 654 | 18 496 | 18 511 |
| Other Provinces | | | | | | | | | | |
| British Columbia | 715 | 816 | 1 078 | 1 190 | 1 126 | 1 426 | 1 656 | 1 677 | 1 688 | 1 778 |
| Manitoba | 153 | 173 | 193 | 215 | 206 | 229 | 242 | 230 | 252 | 276 |
| Nunavut | - | - | - | - | 2 | 2 | 2 | 2 | 1 | 2 |
| New Brunswick | 26 | 37 | 42 | 43 | 26 | 33 | 41 | 43 | 58 | 75 |
| Newfoundland & Labrador | 43 | 46 | 54 | 57 | 48 | 51 | 44 | 49 | 56 | 61 |
| Northwest Territories | 77 | 73 | 60 | 49 | 54 | 49 | 52 | 48 | 52 | 53 |
| Nova Scotia | 59 | 84 | 88 | 97 | 105 | 107 | 102 | 109 | 125 | 159 |
| Ontario | 479 | 518 | 724 | 780 | 585 | 631 | 611 | 672 | 765 | 933 |
| Prince Edward Island | 13 | 17 | 21 | 14 | 21 | 18 | 13 | 13 | 19 | 32 |
| Quebec | 70 | 61 | 51 | 40 | 38 | 50 | 58 | 57 | 72 | 99 |
| Saskatchewan | 402 | 428 | 452 | 456 | 517 | 544 | 523 | 517 | 505 | 524 |
| Yukon | 39 | 39 | 39 | 47 | 40 | 46 | 47 | 41 | 48 | 51 |
| Total Other Provinces | 2 076 | 2 292 | 2 802 | 2 988 | 2 768 | 3 186 | 3 391 | 3 458 | 3 641 | 4 043 |
| TOTAL CANADA | 19 291 | 19 447 | 20 411 | 21 019 | 21 548 | 22 520 | 22 796 | 22 112 | 22 137 | 22 554 |
| OTHER COUNTRIES | 541 | 571 | 695 | 681 | 725 | 860 | 1 041 | 1 302 | 1 461 | 1 587 |
| TOTAL FULL-TIME | 19 832 | 20 018 | 21 106 | 21 700 | 22 273 | 23 380 | 23 837 | 23 414 | 23 598 | 24 141 |

(a) In order to more accurately reflect where a student originally comes from, the initial address at the time of a student's application is captured and reported. Prior to Fall 2002, students were reported by home address.

**FULL-TIME NON-MATRICULATED ADULT UNDERGRADUATE STUDENTS
BY FACULTY**

| FACULTY | FALL 1997 | FALL 1998 | FALL 1999 | FALL 2000 | FALL 2001 | FALL 2002 | FALL 2003 | FALL 2004 | FALL 2005 | FALL 2006 |
|------------------------------------|--------------|--------------|--------------|--------------|--------------|--------------|--------------|--------------|--------------|--------------|
| COMMUNICATION & CULTURE | | | | | | | | | | |
| First Year | 48 | 28 | 28 | 40 | 44 | 12 | 13 | 7 | 10 | 19 |
| Upper Years | 60 | 40 | 36 | 28 | 31 | 9 | 8 | 2 | 6 | 14 |
| EDUCATION | | | | | | | | | | |
| First Year | - | - | - | - | - | - | - | - | - | - |
| Upper Years | 9 | 2 | - | - | - | - | - | - | - | - |
| ENGINEERING | | | | | | | | | | |
| First Year | - | - | 1 | - | - | 1 | - | - | - | - |
| Upper Years | 6 | 5 | 3 | 2 | 2 | 2 | 1 | 1 | - | - |
| FINE ARTS | | | | | | | | | | |
| First Year | 5 | 4 | 3 | 6 | 3 | 9 | 2 | 1 | 3 | 4 |
| Upper Years | 9 | 9 | 5 | 4 | 5 | 5 | 13 | 8 | 1 | 2 |
| HASKAYNE SCHOOL OF BUSINESS | | | | | | | | | | |
| First Year | - | - | - | - | - | 3 | 1 | 4 | 5 | 6 |
| Upper Years | 5 | 2 | 2 | 4 | 4 | 2 | 5 | 3 | 5 | 7 |
| HUMANITIES | | | | | | | | | | |
| First Year | - | - | - | - | - | 26 | 28 | 28 | 30 | 25 |
| Upper Years | 10 | 7 | 5 | 2 | 3 | 2 | 9 | 17 | 20 | 19 |
| KINESIOLOGY | | | | | | | | | | |
| First Year | 1 | 2 | 1 | 1 | 1 | - | - | - | - | - |
| Upper Years | 1 | - | 3 | 1 | 1 | 1 | - | - | - | - |
| MEDICINE | | | | | | | | | | |
| First Year | - | - | - | - | - | - | - | - | - | - |
| Upper Years | - | - | - | - | - | - | - | - | - | 1 |
| NURSING | | | | | | | | | | |
| First Year | 3 | 4 | 1 | 7 | 1 | 1 | 1 | 1 | 1 | 3 |
| Upper Years | 6 | 9 | 7 | 3 | 2 | 5 | 4 | 2 | 2 | 1 |
| SCIENCE | | | | | | | | | | |
| First Year | - | - | - | - | - | 4 | 3 | 1 | 5 | 2 |
| Upper Years | 2 | - | - | - | - | - | - | 1 | - | 3 |
| SOCIAL SCIENCES | | | | | | | | | | |
| First Year | - | - | - | - | - | 5 | 6 | 8 | 9 | 5 |
| Upper Years | 21 | 12 | 3 | 2 | 1 | - | 2 | 2 | 4 | 2 |
| SOCIAL WORK | | | | | | | | | | |
| First Year | - | - | - | - | - | - | - | - | - | - |
| Upper Years | 4 | 3 | 1 | 1 | - | - | 1 | 2 | 1 | 1 |
| COMBINED DEGREE | | | | | | | | | | |
| First Year | 1 | - | 2 | - | - | 1 | - | - | 1 | 1 |
| Upper Years | 1 | 1 | 1 | 3 | 1 | 2 | 2 | 1 | - | 2 |
| TOTAL | | | | | | | | | | |
| First Year | 58 | 38 | 36 | 54 | 49 | 62 | 54 | 50 | 64 | 65 |
| Upper Years | 134 | 90 | 66 | 50 | 50 | 28 | 45 | 39 | 39 | 52 |
| TOTAL | 192 | 128 | 102 | 104 | 99 | 90 | 99 | 89 | 103 | 117 |

UNDERGRADUATE STUDENTS BY YEAR OF PROGRAM

| YEAR | FALL 1997 | FALL 1998 | FALL 1999 | FALL 2000 | FALL 2001 | FALL 2002 | FALL 2003 | FALL 2004 | FALL 2005 | FALL 2006 |
|------------------|---------------|---------------|---------------|---------------|---------------|---------------|---------------|---------------|---------------|---------------|
| FULL-TIME | | | | | | | | | | |
| 1 | 4 131 | 4 018 | 4 278 | 4 459 | 4 337 | 4 314 | 4 414 | 3 909 | 4 190 | 4 388 |
| 2 | 4 232 | 4 103 | 4 004 | 4 011 | 4 205 | 4 288 | 4 109 | 4 147 | 3 905 | 3 885 |
| 3 | 4 226 | 4 414 | 4 511 | 4 598 | 4 878 | 5 132 | 5 261 | 5 004 | 5 140 | 4 926 |
| 4 | 3 684 | 3 663 | 3 694 | 3 609 | 3 914 | 4 238 | 4 584 | 4 604 | 4 287 | 4 329 |
| 5 | 212 | 241 | 195 | 230 | 243 | 311 | 360 | 388 | 371 | 410 |
| Other | 879 | 1 146 | 1 838 | 2 092 | 1 779 | 1 856 | 1 537 | 1 548 | 1 659 | 1 863 |
| TOTAL | 17 364 | 17 585 | 18 520 | 18 999 | 19 356 | 20 139 | 20 265 | 19 600 | 19 552 | 19 801 |

| | | | | | | | | | | |
|----------------------|--------------|--------------|--------------|--------------|--------------|--------------|--------------|--------------|--------------|--------------|
| FULL-TIME NEW | | | | | | | | | | |
| 1 | 484 | 449 | 483 | 518 | 497 | 444 | 448 | 342 | 431 | 426 |
| 2 | 516 | 482 | 478 | 503 | 526 | 475 | 432 | 370 | 434 | 409 |
| 3 | 499 | 574 | 553 | 609 | 717 | 807 | 941 | 818 | 900 | 945 |
| 4 | 8 | 4 | 5 | 2 | 3 | 4 | 9 | 6 | 4 | 3 |
| 5 | - | - | - | - | - | - | - | - | - | - |
| Other | 180 | 281 | 717 | 945 | 500 | 519 | 276 | 392 | 370 | 574 |
| TOTAL | 1 687 | 1 790 | 2 236 | 2 577 | 2 243 | 2 249 | 2 106 | 1 928 | 2 139 | 2 357 |

| | | | | | | | | | | |
|-----------------------|------------|------------|------------|------------|------------|------------|------------|------------|------------|------------|
| FULL-TIME VISA | | | | | | | | | | |
| 1 | 81 | 79 | 92 | 107 | 178 | 176 | 222 | 228 | 247 | 212 |
| 2 | 85 | 83 | 88 | 96 | 101 | 98 | 142 | 159 | 164 | 141 |
| 3 | 164 | 191 | 164 | 170 | 213 | 230 | 280 | 301 | 346 | 326 |
| 4 | 62 | 80 | 100 | 81 | 62 | 76 | 98 | 95 | 100 | 130 |
| 5 | 5 | 3 | 4 | 8 | 6 | 7 | 1 | 7 | 4 | 12 |
| Other | 35 | 47 | 57 | 84 | 97 | 93 | 87 | 138 | 106 | 105 |
| TOTAL | 432 | 483 | 505 | 546 | 657 | 680 | 830 | 928 | 967 | 926 |

| | | | | | | | | | | |
|------------------|--------------|--------------|--------------|--------------|--------------|--------------|--------------|--------------|--------------|--------------|
| PART-TIME | | | | | | | | | | |
| 1 | 307 | 234 | 220 | 245 | 217 | 290 | 247 | 189 | 181 | 215 |
| 2 | 370 | 382 | 331 | 326 | 329 | 355 | 310 | 255 | 227 | 244 |
| 3 | 469 | 505 | 473 | 518 | 542 | 627 | 514 | 499 | 489 | 487 |
| 4 | 375 | 409 | 407 | 362 | 413 | 515 | 511 | 539 | 550 | 550 |
| 5 | 16 | 13 | 19 | 14 | 12 | 18 | 26 | 26 | 25 | 42 |
| Other | 1 571 | 1 770 | 1 774 | 1 993 | 2 010 | 2 008 | 1 887 | 1 686 | 1 421 | 1 217 |
| TOTAL | 3 108 | 3 313 | 3 224 | 3 458 | 3 523 | 3 813 | 3 495 | 3 194 | 2 893 | 2 755 |

SPRING AND SUMMER SESSION STUDENTS (a,b)

| | 2002 | | 2003 | | 2004 | | 2005 | | 2006 | |
|--|--------|--------|--------|--------|--------|--------|--------|--------|--------|--------|
| | SPRING | SUMMER | SPRING | SUMMER | SPRING | SUMMER | SPRING | SUMMER | SPRING | SUMMER |
| UNDERGRADUATE | | | | | | | | | | |
| Communication & Culture | 1 930 | 1 031 | 1 234 | 659 | 907 | 449 | 744 | 424 | 743 | 364 |
| Education | 136 | 124 | 126 | 93 | 101 | 98 | 120 | 92 | 104 | 103 |
| Fine Arts | 155 | 109 | 178 | 107 | 142 | 78 | 157 | 68 | 131 | 71 |
| Haskayne School of Business | 818 | 201 | 1 027 | 312 | 844 | 316 | 722 | 327 | 714 | 377 |
| Humanities | 216 | 84 | 278 | 147 | 336 | 135 | 335 | 186 | 326 | 182 |
| Kinesiology | 169 | 42 | 161 | 43 | 186 | 38 | 159 | 38 | 135 | 51 |
| Law | - | - | 1 | - | 1 | 1 | - | - | 1 | - |
| Medicine | 4 | - | 1 | - | 21 | 10 | 30 | 27 | 35 | 24 |
| Nursing | 296 | 131 | 321 | 104 | 388 | 103 | 402 | 99 | 409 | 114 |
| Open Studies | 702 | 442 | 659 | 433 | 575 | 375 | 530 | 364 | 459 | 267 |
| Schulich School of Engineering | 798 | 680 | 838 | 675 | 921 | 666 | 902 | 759 | 1 006 | 809 |
| Science | 671 | 436 | 1 108 | 746 | 1 206 | 703 | 1 060 | 687 | 1 050 | 675 |
| Social Sciences | 890 | 532 | 1 165 | 699 | 1 288 | 691 | 1 174 | 651 | 1 119 | 611 |
| Social Work | 220 | 59 | 214 | 29 | 185 | 69 | 194 | 95 | 186 | 76 |
| COMBINED/COLLABORATIVE DEGREE STUDENTS | | | | | | | | | | |
| Communication & Culture/Education | 3 | 1 | 1 | 1 | 1 | - | 2 | 2 | 3 | 3 |
| Communication & Culture/Humanities | - | - | 1 | 1 | 1 | 2 | 2 | - | 3 | 2 |
| Communication & Culture/ Social Sciences | 1 | 1 | 4 | 3 | 3 | 5 | 15 | 8 | 13 | 3 |
| Fine Arts/Communication & Culture | 1 | - | 2 | 1 | 1 | - | 2 | 1 | 1 | - |
| Fine Arts/Education | 7 | 5 | 10 | 3 | 10 | 2 | 4 | 3 | 3 | 3 |
| Fine Arts/Humanities | 3 | 1 | 4 | 3 | 10 | 3 | 4 | 2 | 11 | 6 |
| Fine Arts/Kinesiology | 18 | 5 | 15 | 1 | 14 | 11 | 14 | 5 | 19 | 3 |
| Haskayne School of Business/ Communication & Culture | - | 1 | - | - | - | - | 2 | - | 2 | 2 |
| Haskayne School of Business/Fine Arts | 1 | 1 | 2 | - | - | - | 1 | - | - | 2 |
| Haskayne School of Business/Humanities | 7 | 5 | 12 | 4 | 5 | 4 | 14 | 6 | 11 | 2 |
| Haskayne School of Business/Kinesiology | 1 | 1 | 2 | 1 | 2 | 1 | - | - | 6 | 3 |
| Haskayne School of Business/Law | - | - | 1 | 1 | - | - | - | - | - | - |
| Haskayne School of Business/Science | 2 | 2 | 9 | 4 | 19 | 10 | 31 | 19 | 27 | 17 |
| Haskayne School of Business/ Social Sciences | 52 | 34 | 64 | 39 | 65 | 34 | 47 | 33 | 65 | 30 |
| Humanities/Science | 3 | 2 | 6 | 4 | 8 | 2 | 2 | 6 | 9 | 8 |
| Humanities/Social Sciences/ Communication & Culture | 5 | 3 | 7 | 5 | 9 | 3 | 14 | 4 | 14 | 9 |
| Law/Environmental Design | - | - | 1 | 1 | 1 | 1 | 1 | 1 | - | - |
| Law/Haskayne School of Business | - | - | - | - | 1 | - | 1 | - | - | - |
| Kinesiology/Education | 4 | 1 | 8 | - | 7 | - | 6 | 1 | 3 | - |
| Medicine/Social Sciences | - | - | - | - | - | - | - | - | - | 1 |
| Nursing/Kinesiology | - | - | 1 | - | 8 | - | 13 | 1 | 16 | 4 |
| Schulich School of Engineering/Fine Arts | 1 | - | - | 2 | 1 | 1 | 1 | 1 | 1 | 1 |
| Schulich School of Engineering/ Haskayne School of Business | - | - | - | - | 1 | 1 | 2 | 1 | 2 | 2 |
| Schulich School of Engineering/Humanities | 6 | 5 | 5 | 3 | 6 | 4 | 4 | 6 | 5 | 5 |
| Schulich School of Engineering/Science | 3 | 2 | 3 | 2 | 6 | 4 | 4 | 4 | 4 | 2 |
| Schulich School of Engineering/ Social Sciences | 11 | 8 | 18 | 12 | 19 | 15 | 25 | 21 | 25 | 19 |

SPRING & SUMMER SESSION STUDENTS (a) (Continued)

| | 2002 | | 2003 | | 2004 | | 2005 | | 2006 | |
|--|--------------|--------------|--------------|--------------|--------------|--------------|--------------|--------------|--------------|--------------|
| | SPRING | SUMMER | SPRING | SUMMER | SPRING | SUMMER | SPRING | SUMMER | SPRING | SUMMER |
| Science/Communication & Culture | - | - | - | - | - | - | - | - | - | 1 |
| Science/Education | - | 1 | 5 | 2 | 5 | 3 | 4 | 4 | 3 | 3 |
| Science/Fine Arts | - | - | - | - | - | - | - | - | 1 | 1 |
| Science/Social Sciences | 22 | 20 | 16 | 12 | 21 | 10 | 29 | 19 | 30 | 11 |
| Social Sciences/Education | - | - | - | - | - | - | 4 | 2 | 3 | 2 |
| Social Sciences/Fine Arts | 2 | 1 | 2 | 2 | 1 | 2 | 2 | 1 | 4 | 1 |
| Social Sciences/Humanities/ Communication & Culture | 8 | 1 | 7 | 3 | 9 | 5 | 9 | - | 6 | 1 |
| Social Sciences/Humanities | 16 | 8 | 16 | 13 | 23 | 11 | 33 | 16 | 31 | 17 |
| Social Sciences/Medicine | - | - | - | - | - | - | - | - | 1 | - |
| Social Sciences/Science | 14 | 15 | 24 | 13 | 41 | 22 | 39 | 14 | 30 | 29 |
| Social Work/Fine Arts | - | - | - | - | - | 1 | - | - | - | - |
| TOTAL UNDERGRADUATE | 7 196 | 3 995 | 7 557 | 4 183 | 7 399 | 3 889 | 6 860 | 3 998 | 6 770 | 3 917 |
| GRADUATE | | | | | | | | | | |
| Communication & Culture | 3 | 3 | 8 | 2 | 2 | 1 | 4 | 4 | 1 | 1 |
| Continuing Education (c) | 87 | 81 | 71 | 110 | - | - | - | - | - | - |
| Education (c) | 276 | 312 | 421 | 548 | 590 | 756 | 607 | 766 | 602 | 778 |
| Energy & the Environment | 1 | 22 | 15 | 1 | 16 | 1 | - | - | - | - |
| Environmental Design | 72 | 74 | 53 | 53 | 59 | 54 | 49 | 51 | 67 | 65 |
| Fine Arts | 9 | 6 | 11 | 7 | 3 | 2 | 7 | 5 | 7 | 8 |
| Haskayne School of Business | 173 | 51 | 232 | 197 | 350 | 233 | 295 | 135 | 171 | 83 |
| Humanities | 10 | 7 | 8 | 8 | 15 | 13 | 13 | 7 | 17 | 11 |
| Interdisciplinary Graduate Program (d) | 2 | 2 | 4 | 2 | 1 | 1 | 4 | 2 | 2 | 2 |
| Kinesiology | 3 | 6 | 3 | 2 | 4 | 5 | 1 | 2 | 1 | - |
| Law | - | - | 1 | - | 3 | 2 | - | - | - | - |
| Medicine | 81 | 74 | 89 | 79 | 84 | 69 | 79 | 75 | 76 | 65 |
| Nursing | 26 | 13 | 32 | 5 | 27 | 11 | 27 | 9 | 45 | 18 |
| Schulich School of Engineering | 148 | 142 | 217 | 199 | 263 | 220 | 238 | 228 | 340 | 261 |
| Science | 39 | 39 | 44 | 48 | 58 | 52 | 67 | 56 | 49 | 52 |
| Social Sciences | 72 | 49 | 80 | 74 | 83 | 79 | 101 | 94 | 90 | 91 |
| Social Work | 63 | 24 | 57 | 29 | 56 | 47 | 76 | 49 | 34 | 36 |
| COMBINED DEGREE STUDENTS | | | | | | | | | | |
| Medicine/Management | - | - | - | - | - | - | 1 | 1 | 1 | - |
| Social Work/Management | - | - | - | - | - | - | 1 | 1 | 1 | 1 |
| TOTAL GRADUATE | 1 065 | 905 | 1 346 | 1 364 | 1 614 | 1 546 | 1 570 | 1 485 | 1 504 | 1 472 |
| TOTAL UNDERGRADUATE AND GRADUATE | 8 261 | 4 900 | 8 903 | 5 547 | 9 013 | 5 435 | 8 430 | 5 483 | 8 274 | 5 389 |

(a) Prior to Fall 2002, undergraduate students wishing to pursue a degree in the Faculties of Humanities, Science, Social Sciences or the Haskayne School of Business initially registered in the Faculty of Communication & Culture. Beginning in Fall 2002, students could directly enter into these faculties.

(b) Most faculties offer combined degree programs. Students registered in these programs are detailed on this table. To obtain a total enrolment profile for these faculties, the combined degree students need to be included with the faculty data.

(c) Beginning in 2004, Continuing Education is included in Education.

(d) Prior to 2004, this program was named Resources and the Environment Program.

DEGREES AND DIPLOMAS GRANTED

| | 2002 | | 2003 | | 2004 | | 2005 | | 2006 | | TOTAL SINCE 1967 (a) |
|---|-----------|-----------|-----------|-----------|-----------|-----------|------------|-----------|-----------|-----------|----------------------------|
| | SPRING | FALL | SPRING | FALL | SPRING | FALL | SPRING | FALL | SPRING | FALL | |
| GRADUATE DEGREES | | | | | | | | | | | |
| PhD | | | | | | | | | | | |
| Anthropology | - | - | 1 | - | - | - | 1 | - | - | - | 4 |
| Archaeology | 1 | 1 | - | 1 | - | 1 | 1 | 1 | 1 | 2 | 83 |
| Archaeology & Medical Science | - | - | - | - | - | - | - | - | 1 | - | 1 |
| Biological Sciences | 4 | 1 | 5 | 8 | 4 | 6 | 5 | 6 | 5 | 4 | 280 |
| Chemistry | 4 | 1 | 3 | - | 7 | 6 | 1 | 4 | 2 | 2 | 227 |
| Clinical Psychology | 3 | 3 | 7 | 3 | - | 3 | 1 | 3 | 1 | 5 | 54 |
| Communication & Culture | - | - | 1 | - | - | - | - | - | - | - | 1 |
| Computer Science | - | 2 | 3 | - | 2 | - | 4 | 2 | 3 | 2 | 55 |
| Communications Studies | - | - | - | - | 1 | - | 1 | - | - | - | 2 |
| Continuing Education | - | 1 | - | - | - | - | - | - | - | - | 1 |
| Drama | - | - | - | - | - | - | - | - | - | - | 1 |
| Economics | - | 1 | - | - | - | - | - | - | 1 | 1 | 8 |
| Education | | | | | | | | | | | |
| Applied Psychology | 2 | 7 | 5 | 3 | 3 | 2 | 7 | 2 | 4 | - | 47 |
| Educational Research | 6 | 6 | 8 | 5 | 13 | 6 | 12 | 6 | 7 | 7 | 128 |
| Policy & Administrative Studies | - | - | 1 | - | - | - | - | - | - | - | 56 |
| Psychology | 2 | 1 | 2 | - | - | 1 | - | - | - | - | 210 |
| Engineering | | | | | | | | | | | |
| Biomedical Engineering | - | 1 | 3 | - | 1 | - | - | - | 1 | - | 7 |
| Chemical & Petroleum | - | - | 4 | 1 | - | 2 | 6 | 1 | 2 | 4 | 100 |
| Civil | 3 | 5 | 3 | 4 | 7 | 2 | 10 | 5 | 3 | 3 | 166 |
| Electrical & Computer | 5 | 2 | 4 | - | 3 | - | 6 | 7 | 9 | 3 | 149 |
| Geomatics | 1 | - | 4 | 2 | 6 | 4 | 4 | 4 | 2 | 1 | 70 |
| Mechanical & Manufacturing | - | 3 | 2 | 1 | 3 | 3 | 2 | 2 | 5 | 3 | 129 |
| English | 4 | 2 | - | 3 | 2 | - | - | 3 | - | 2 | 64 |
| Environmental Design | - | 1 | 1 | 4 | - | 1 | - | 1 | 1 | - | 11 |
| French, Italian & Spanish | - | - | - | - | 1 | - | - | - | - | - | 4 |
| Geography | 2 | 1 | 2 | 1 | 3 | - | - | 1 | - | 2 | 49 |
| Geology & Geophysics | 6 | - | 3 | 4 | 1 | 3 | 3 | 1 | 3 | 1 | 118 |
| Greek & Roman Studies | - | - | - | - | - | - | - | - | - | 1 | 1 |
| History | - | - | 1 | - | 2 | 1 | 3 | 1 | - | 1 | 23 |
| Interdisciplinary Graduate Program | - | - | - | - | - | - | 1 | - | - | 1 | 2 |
| Kinesiology | - | - | - | 1 | - | - | 1 | 1 | 3 | 1 | 7 |
| Linguistics | - | - | - | - | 1 | - | 1 | - | - | 1 | 3 |
| Management | 2 | 2 | 1 | - | 3 | 3 | 4 | 2 | 2 | 9 | 54 |
| Mathematics & Statistics | 1 | 2 | 1 | 1 | 3 | 1 | - | 1 | 1 | 3 | 102 |
| Medicine | | | | | | | | | | | |
| Biochemistry & Molecular Biology | - | 3 | 1 | 2 | 4 | 1 | 2 | 1 | 5 | 2 | 61 |
| Cardiovascular/Respiratory Sciences | 1 | 2 | 1 | 1 | 1 | 3 | 2 | 1 | 1 | 2 | 37 |
| Community Health Sciences | - | 1 | 1 | - | - | - | - | 1 | 3 | 1 | 32 |
| Gastrointestinal Sciences | 1 | 1 | 2 | - | 2 | - | - | - | 2 | - | 31 |
| Medical Science | 3 | 3 | 5 | 2 | 6 | 2 | 2 | 2 | 4 | 7 | 229 |
| Microbiology & Infectious Diseases | 2 | - | 1 | - | 2 | 4 | 2 | 2 | 4 | 2 | 47 |
| Neurosciences | 1 | - | 1 | 3 | 3 | 5 | 4 | 2 | 3 | 4 | 47 |
| Military & Strategic Studies | - | - | - | 1 | - | - | - | 1 | - | - | 2 |
| Music | - | - | 3 | - | - | - | - | - | - | 1 | 6 |
| Nursing | 1 | - | 2 | 4 | 1 | 1 | 1 | 4 | 3 | 2 | 24 |
| Philosophy | 1 | - | - | 1 | - | - | 3 | - | 1 | - | 55 |
| Physics & Astronomy | 2 | 1 | - | 1 | - | 1 | 2 | - | 1 | 2 | 77 |
| Political Science | 2 | - | 1 | - | - | 1 | 1 | - | - | 1 | 31 |
| Psychology | 1 | 2 | 1 | 1 | 4 | 3 | 3 | 2 | 3 | 1 | 97 |
| Religious Studies | 1 | - | - | - | 2 | - | 2 | 2 | 1 | - | 16 |
| Resources & the Environment | 1 | - | 2 | - | 1 | 1 | 1 | 1 | 1 | - | 15 |
| Social Work | 3 | 1 | - | - | 1 | 2 | 3 | - | 3 | 1 | 25 |
| Sociology | - | 1 | - | - | - | - | - | 1 | 2 | 2 | 32 |
| TOTAL PhD | 66 | 58 | 86 | 58 | 93 | 69 | 102 | 74 | 94 | 88 | 3 181 |
| BDipl (Graduate Diploma in Educational Research) | - | - | 4 | - | 3 | 1 | 2 | 3 | 2 | - | 15 |
| EdD | - | 1 | 2 | - | 2 | - | 1 | 1 | - | - | 14 |
| LLM | - | 3 | 2 | 2 | 3 | - | 2 | 2 | 1 | 1 | 44 |

(a) If a degree has not been awarded in the past five years, it is not included in the detail of this table but is included in the total for each degree.

DEGREES AND DIPLOMAS GRANTED (Continued)

| | 2002 | | 2003 | | 2004 | | 2005 | | 2006 | | TOTAL SINCE 1967 (a) |
|---|-----------|-----------|-----------|-----------|-----------|-----------|-----------|-----------|-----------|-----------|----------------------------|
| | SPRING | FALL | SPRING | FALL | SPRING | FALL | SPRING | FALL | SPRING | FALL | |
| MA | | | | | | | | | | | |
| Anthropology | 4 | 3 | 3 | 2 | 2 | 5 | 5 | 6 | 3 | 2 | 172 |
| Archaeology | 4 | 4 | 1 | 1 | 3 | 3 | 2 | 2 | 1 | - | 138 |
| Art | - | - | - | - | - | - | - | 1 | - | - | 4 |
| Art & Archaeology | - | - | - | - | - | - | - | 1 | - | - | 1 |
| Communications Studies | 5 | 3 | 3 | 8 | 6 | 5 | 2 | 2 | 3 | 5 | 119 |
| Continuing Education | - | 1 | - | - | - | - | - | - | - | - | 1 |
| Economics | 7 | 6 | 9 | 14 | 13 | 8 | 13 | 5 | 5 | 7 | 288 |
| Educational Research | 3 | 3 | 4 | 5 | 12 | 5 | 6 | 5 | 2 | 1 | 118 |
| English | 3 | 5 | 2 | 9 | 4 | 6 | 7 | 8 | 3 | 6 | 322 |
| English & Germanic, Slavic & East Asian Studies | - | - | - | - | - | - | - | 1 | - | - | 1 |
| French, Italian & Spanish | 1 | 1 | - | 1 | - | 8 | 2 | 5 | 1 | - | 124 |
| Geography | 1 | - | 3 | - | - | 1 | 1 | 1 | 1 | - | 80 |
| General Studies | 1 | - | - | - | - | - | - | - | - | - | 3 |
| Germanic, Slavic & East Asian Studies | - | - | - | - | - | - | - | - | 1 | - | 35 |
| Greek & Roman Studies | - | 2 | 2 | 2 | - | 2 | - | 3 | - | 3 | 15 |
| History | 1 | 7 | 2 | 5 | 2 | 2 | 3 | 5 | 1 | 6 | 329 |
| Interdisciplinary Graduate Program | - | - | - | - | - | - | - | 1 | 2 | 1 | 4 |
| Linguistics | - | 2 | 1 | 4 | - | 1 | - | 2 | 1 | 3 | 88 |
| Military & Strategic Studies | - | - | - | 2 | - | 1 | - | - | - | - | 4 |
| Music | 1 | - | - | - | 1 | - | - | - | - | - | 21 |
| Philosophy | 2 | 2 | 2 | 1 | 2 | 1 | 3 | 1 | 2 | 5 | 155 |
| Political Science | 6 | 1 | 6 | 5 | 1 | 4 | 5 | 3 | 1 | 4 | 246 |
| Religious Studies | - | 2 | 1 | 1 | 1 | 3 | 1 | 3 | 2 | 3 | 85 |
| Resources & the Environment | - | 3 | 1 | 2 | - | - | - | - | 3 | 1 | 36 |
| Sociology | 4 | 4 | 1 | 4 | 6 | 3 | 2 | 2 | 6 | 6 | 191 |
| TOTAL MA | 43 | 49 | 41 | 66 | 53 | 58 | 52 | 57 | 38 | 53 | 3 137 |
| MBA | 133 | 8 | 138 | 12 | 163 | 24 | 133 | 20 | 153 | 13 | 2 793 |
| MBT | 1 | 11 | 1 | 14 | 3 | 15 | 2 | 14 | 1 | 13 | 80 |
| MC | - | - | - | - | - | - | 14 | 11 | 19 | 23 | 67 |
| MCE | 13 | 17 | 17 | 10 | 24 | 11 | 19 | 15 | 20 | 10 | 224 |
| MCM | | | | | | | | | | | |
| Community Health Sciences | 1 | - | - | - | - | - | - | - | - | - | 2 |
| MCS | 8 | - | 7 | 1 | 4 | - | 5 | - | 3 | 1 | 166 |
| MDipl | | | | | | | | | | | |
| Post Master's Diploma in Advanced Studies in Social Work | - | - | - | - | - | - | 2 | 1 | 1 | - | 4 |
| Post Master's Nurse Practitioner Program | - | - | - | - | - | 3 | - | 4 | - | 5 | 12 |
| MEc | 5 | - | 1 | 1 | 8 | 3 | 1 | 1 | 3 | 1 | 106 |
| MEd | | | | | | | | | | | |
| Applied Psychology | 2 | 5 | 2 | 4 | 4 | 4 | 1 | 9 | 2 | 5 | 44 |
| Educational Research | 30 | 60 | 14 | 51 | 43 | 69 | 51 | 58 | 39 | 57 | 806 |
| Policy & Administrative Studies | - | 1 | - | - | - | - | - | - | - | - | 276 |
| Psychology | - | 4 | 1 | - | - | - | - | - | - | - | 413 |
| TOTAL MEd | 32 | 70 | 17 | 55 | 47 | 73 | 52 | 67 | 41 | 62 | 2 378 |
| MArch | 10 | 11 | 10 | 3 | 13 | 5 | 19 | 4 | 18 | 2 | 163 |
| MEDes | | | | | | | | | | | |
| Environmental Science | 9 | 4 | 12 | 11 | 7 | 7 | 5 | 4 | 8 | 3 | 378 |
| Environmental Science & Planning | - | - | 1 | - | - | - | - | - | - | - | 1 |
| General | 5 | 6 | 9 | 2 | 4 | 3 | 1 | 1 | 1 | - | 52 |
| Industrial Design | 4 | 1 | 2 | 3 | 5 | 1 | 6 | - | 9 | - | 89 |
| Planning | 6 | 15 | 8 | 8 | 3 | 7 | 8 | 6 | 9 | 7 | 330 |
| Urban Design | - | - | 1 | 1 | - | - | - | - | 2 | 3 | 7 |
| TOTAL MEDes | 24 | 26 | 33 | 25 | 19 | 18 | 20 | 11 | 29 | 13 | 1 069 |

DEGREES AND DIPLOMAS GRANTED (Continued)

| | 2002 | | 2003 | | 2004 | | 2005 | | 2006 | | TOTAL SINCE 1967 (a) |
|---|------------|------------|------------|------------|------------|------------|------------|------------|------------|------------|----------------------------|
| | SPRING | FALL | SPRING | FALL | SPRING | FALL | SPRING | FALL | SPRING | FALL | |
| MEng | | | | | | | | | | | |
| Chemical & Petroleum | 12 | 6 | 11 | 5 | 10 | 8 | 18 | 10 | 32 | 12 | 219 |
| Civil | 9 | 3 | 8 | 4 | 13 | 6 | 9 | 6 | 2 | 6 | 195 |
| Electrical & Computer | 5 | 5 | 5 | 4 | 1 | 3 | 11 | 13 | 1 | 6 | 104 |
| Geomatics | - | - | 4 | 2 | - | 1 | - | 2 | 2 | - | 30 |
| Mechanical & Manufacturing | 1 | 3 | - | 4 | 1 | 2 | 2 | 3 | 4 | 3 | 58 |
| TOTAL MEng | 27 | 17 | 28 | 19 | 25 | 20 | 40 | 34 | 41 | 27 | 606 |
| MFA | | | | | | | | | | | |
| Art | 1 | 8 | - | 6 | 1 | 7 | 2 | 6 | - | 4 | 134 |
| Drama | - | 1 | 2 | 1 | 2 | 5 | 4 | 1 | 1 | 2 | 73 |
| TOTAL MFA | 1 | 9 | 2 | 7 | 3 | 12 | 6 | 7 | 1 | 6 | 207 |
| MGIS | 5 | 8 | 5 | 12 | 13 | 11 | 5 | 6 | 12 | 17 | 103 |
| MMus | 1 | 4 | 2 | 4 | 5 | 2 | 6 | 3 | 7 | 2 | 150 |
| MN | 1 | 18 | 5 | 24 | 5 | 19 | 2 | 15 | 4 | 19 | 432 |
| MPM | - | - | - | - | 1 | - | 1 | - | 1 | - | 3 |
| MKin | - | 3 | 1 | 2 | 2 | 5 | - | 2 | 2 | 1 | 95 |
| MSc | | | | | | | | | | | |
| Biological Sciences | 12 | 6 | 6 | 12 | 8 | 11 | 10 | 12 | 7 | 2 | 458 |
| Chemistry | 4 | 7 | 1 | 3 | 2 | 8 | 7 | 2 | 4 | 2 | 188 |
| Clinical Psychology | 1 | 2 | 1 | 3 | - | 7 | - | 4 | - | 6 | 66 |
| Computer Science | 8 | 5 | 10 | 13 | 21 | 19 | 13 | 17 | 20 | 18 | 329 |
| Education | | | | | | | | | | | |
| Applied Psychology | 4 | 10 | 10 | 6 | 7 | 10 | 6 | 4 | 8 | 8 | 80 |
| Educational Research | - | 2 | 1 | 2 | 3 | 1 | - | - | - | 1 | 20 |
| Psychology | 1 | 2 | - | 1 | - | - | - | - | - | - | 522 |
| Energy & the Environment | 1 | 17 | 3 | 13 | 1 | - | 7 | - | - | - | 89 |
| Engineering | | | | | | | | | | | |
| Biomedical | 1 | 2 | - | - | 2 | 1 | - | - | 3 | 2 | 14 |
| Chemical | 3 | 7 | 7 | 10 | 5 | 4 | 16 | 3 | 9 | 4 | 306 |
| Civil | 3 | 6 | 3 | 6 | 9 | 10 | 13 | 4 | 6 | 4 | 333 |
| Electrical | 10 | 5 | 11 | 20 | 18 | 20 | 29 | 10 | 23 | 12 | 436 |
| Geomatics | 6 | 5 | 7 | 5 | 4 | 5 | 11 | 11 | 11 | 2 | 158 |
| Mechanical | 6 | 6 | 7 | 7 | 11 | 9 | 8 | 6 | 6 | 8 | 262 |
| Geography | 4 | 2 | - | 6 | 7 | 2 | 2 | 3 | 5 | 3 | 201 |
| Geology & Geophysics | 10 | 8 | 9 | 9 | 9 | 9 | 10 | 9 | 9 | 8 | 414 |
| Kinesiology | 6 | 3 | 3 | 5 | 6 | 4 | 3 | 6 | 1 | 2 | 71 |
| Kinesiology & Applied Psychology | - | - | 1 | - | 1 | 1 | - | - | - | - | 3 |
| Mathematics & Statistics | 3 | 6 | 1 | 2 | 4 | 6 | 1 | 5 | 3 | 8 | 220 |
| Mathematics & Statistics & Computer Science | - | - | - | - | 1 | 1 | - | - | - | - | 2 |
| Medicine | | | | | | | | | | | |
| Biochemistry & Molecular Biology | 2 | - | 1 | 5 | 3 | 2 | 5 | 2 | 3 | 6 | 71 |
| Cardiovascular/Respiratory Sciences | 1 | 4 | - | 5 | 1 | 2 | - | 2 | 1 | 2 | 45 |
| Community Health Sciences | 1 | 2 | 6 | 5 | 10 | 4 | 7 | 10 | 5 | 13 | 134 |
| Gastrointestinal Sciences | 1 | - | - | - | - | - | 2 | 2 | - | 2 | 21 |
| Medical Science | 7 | 7 | 4 | 9 | 8 | 7 | 11 | 7 | 12 | 8 | 380 |
| Microbiology & Infectious Diseases | 2 | 1 | - | 1 | - | 2 | 2 | 1 | 1 | 1 | 32 |
| Neurosciences | 5 | 4 | 2 | 1 | 3 | 3 | 4 | 4 | 7 | 1 | 80 |
| Physics & Astronomy | 4 | 3 | 2 | 2 | - | 2 | 2 | 5 | 3 | 6 | 151 |
| Psychology | 3 | 7 | 3 | 8 | 1 | 3 | 1 | 8 | 4 | 8 | 329 |
| Resources & the Environment | 1 | - | 2 | 1 | 2 | 2 | - | 2 | 2 | - | 74 |
| Sustainable Energy Development | - | - | - | - | - | - | 8 | - | 5 | - | 13 |
| TOTAL MSc | 110 | 129 | 101 | 160 | 147 | 155 | 178 | 139 | 158 | 137 | 5 584 |
| MSS | 1 | - | 1 | 1 | - | 1 | 1 | 2 | 5 | 8 | 20 |
| MSW | 15 | 47 | 6 | 50 | 14 | 58 | 12 | 37 | 17 | 54 | 1 409 |
| TOTAL GRADUATE DEGREES | 497 | 489 | 510 | 526 | 650 | 563 | 677 | 530 | 671 | 556 | 22 064 |

DEGREES AND DIPLOMAS GRANTED (Continued)

| | 2002 | | 2003 | | 2004 | | 2005 | | 2006 | | TOTAL SINCE 1967 (a) |
|--|-----------|-----------|-----------|-----------|-----------|-----------|------------|-----------|------------|-----------|----------------------------|
| | SPRING | FALL | SPRING | FALL | SPRING | FALL | SPRING | FALL | SPRING | FALL | |
| UNDERGRADUATE DEGREES & DIPLOMAS | | | | | | | | | | | |
| BA HONORS | | | | | | | | | | | |
| Ancient & Medieval History | 1 | - | - | - | 1 | - | 2 | - | - | - | 5 |
| Anthropology | 1 | - | - | - | - | - | - | - | - | - | 43 |
| Archaeology | 2 | - | 5 | - | 1 | 1 | 3 | - | - | 1 | 80 |
| Canadian Studies | 1 | - | - | - | - | - | 2 | - | 2 | - | 16 |
| Classical & Early Christian Studies | - | - | - | - | 1 | - | - | - | - | - | 9 |
| Classics | 1 | - | 1 | - | 1 | - | - | - | - | - | 20 |
| Communications Studies | 3 | 1 | 6 | 1 | 8 | - | 3 | 6 | 3 | - | 77 |
| Development Studies | 2 | 2 | - | 1 | 1 | - | - | - | - | - | 27 |
| Development Studies & Communications Studies | - | 1 | - | - | - | - | - | - | - | - | 1 |
| Economics | 18 | 2 | 15 | 3 | 6 | 3 | 23 | 1 | 11 | 3 | 322 |
| English | 10 | 1 | 8 | 3 | 7 | 3 | 16 | 4 | 12 | 1 | 304 |
| French | - | - | - | - | - | - | 1 | - | - | - | 36 |
| Geography | - | - | 2 | - | 2 | - | - | - | 1 | - | 59 |
| German | - | - | - | - | - | 1 | - | - | - | - | 13 |
| Greek & Roman Studies | - | - | 1 | 1 | - | - | 3 | - | 1 | - | 6 |
| History | 3 | 1 | 5 | 2 | 6 | 4 | 2 | - | 10 | - | 220 |
| Law & Society | 2 | - | - | 1 | 1 | - | - | - | 3 | - | 14 |
| Leisure, Tourism & Society | - | - | - | - | - | - | 1 | - | - | - | 3 |
| Linguistics | 1 | - | - | 2 | 5 | - | - | 1 | 1 | 1 | 36 |
| Music | - | - | - | - | - | - | 2 | - | 2 | 1 | 10 |
| Philosophy | 4 | 1 | 3 | - | 2 | 2 | 3 | - | 3 | 4 | 120 |
| Political Science | 6 | 1 | 8 | 1 | 2 | - | 8 | 2 | 6 | 3 | 234 |
| Psychology | 15 | 1 | 22 | 2 | 22 | 1 | 30 | 1 | 35 | - | 334 |
| Religious Studies | 1 | - | 1 | 1 | - | - | 3 | - | 1 | 1 | 43 |
| Social & Cultural Anthropology | 1 | - | 1 | - | 2 | - | 2 | - | - | - | 6 |
| Sociology | 6 | 2 | 6 | - | 1 | 2 | 11 | - | 13 | 4 | 171 |
| Spanish | - | - | - | - | 1 | - | - | - | - | - | 3 |
| Urban Studies | - | - | - | - | 1 | - | - | 1 | - | - | 3 |
| Women's Studies | - | - | - | - | 1 | - | 1 | - | 2 | - | 9 |
| TOTAL BA HONORS | 78 | 13 | 84 | 18 | 72 | 17 | 116 | 16 | 106 | 19 | 2 297 |
| BA GENERAL | | | | | | | | | | | |
| Ancient & Medieval History | 4 | - | 4 | - | 5 | 1 | 5 | - | 1 | - | 40 |
| Anthropology | 13 | 6 | 4 | 5 | - | 2 | - | - | - | - | 402 |
| Archaeology | 13 | 4 | 24 | 6 | 14 | 5 | 17 | 7 | 14 | 2 | 477 |
| Art History | 12 | 4 | 17 | 1 | 12 | 4 | 21 | 2 | 13 | 1 | 331 |
| Canadian Studies | 9 | 5 | 6 | - | 18 | - | 11 | 1 | 13 | 4 | 218 |
| Classics | 4 | - | - | 2 | - | - | - | - | - | - | 32 |
| Communications Studies | 51 | 19 | 58 | 16 | 62 | 18 | 68 | 17 | 49 | 21 | 1 142 |
| Communications Studies & Canadian Studies | - | - | - | - | - | - | - | 1 | - | - | 2 |
| Communications Studies & Law & Society | - | - | - | - | - | - | - | - | 1 | - | 3 |
| Communications Studies & Philosophy | 1 | - | - | - | - | - | - | - | - | - | 1 |
| Communications Studies & Political Science | - | 1 | - | - | - | - | - | - | - | - | 3 |
| Computer Science | - | - | - | - | - | - | - | 1 | - | - | 2 |
| Dance (Collaborative) | 11 | 1 | 16 | - | 10 | 2 | 14 | 2 | 11 | - | 107 |
| Development Studies | 5 | 4 | 9 | 6 | 16 | 2 | 7 | 6 | 14 | 11 | 177 |
| East Asia (Collaborative) | 4 | 1 | 3 | 1 | 1 | 1 | 7 | - | 5 | 1 | 35 |
| Economics | 107 | 52 | 120 | 52 | 124 | 53 | 158 | 48 | 164 | 46 | 4 019 |
| Economics & Actuarial Science | - | - | - | - | - | - | - | - | 1 | - | 6 |
| Economics & Geography | - | - | - | - | - | - | - | - | 1 | - | 15 |
| Economics & General Mathematics | - | 1 | - | - | - | - | - | - | - | 1 | 3 |
| Economics & International Relations | - | - | - | - | - | 2 | - | - | - | - | 2 |
| Economics & Political Science | 3 | - | - | - | 1 | 1 | 1 | - | 1 | - | 60 |
| Economics & Society | 11 | 6 | 15 | 4 | 15 | 4 | 9 | 4 | 8 | 4 | 107 |
| Economics & Society & English | - | - | - | 1 | - | - | - | - | - | - | 1 |
| Economics & Society & Geography | - | - | 1 | - | - | - | - | - | - | - | 1 |
| Economics & Society & Political Science | 1 | - | - | 1 | - | - | - | - | - | - | 2 |
| Economics & Sociology | - | 1 | - | - | - | - | - | - | - | - | 9 |
| Economics & Spanish | - | - | - | - | 1 | - | - | - | - | - | 1 |
| English | 84 | 30 | 74 | 22 | 82 | 16 | 86 | 36 | 83 | 28 | 2 834 |
| English & French | - | - | - | - | 1 | - | - | - | - | - | 12 |
| English & German | - | - | 1 | - | - | - | - | - | - | - | 10 |
| English & Philosophy | 2 | 1 | - | - | - | - | - | - | - | - | 16 |
| English & Political Science | - | - | 1 | - | - | - | - | - | - | - | 18 |
| English & Religious Studies | - | - | 1 | 1 | - | - | 1 | - | - | - | 6 |
| French | 7 | 2 | 10 | 2 | 6 | 1 | 12 | 5 | 8 | 4 | 472 |
| French & Spanish | - | - | 1 | - | 2 | - | - | - | 1 | - | 16 |
| General Mathematics | - | - | - | - | - | - | - | - | 1 | - | 1 |

DEGREES AND DIPLOMAS GRANTED (Continued)

| | 2002 | | 2003 | | 2004 | | 2005 | | 2006 | | TOTAL SINCE 1967 (a) |
|--|------------|------------|------------|------------|------------|------------|--------------|------------|--------------|------------|----------------------------|
| | SPRING | FALL | SPRING | FALL | SPRING | FALL | SPRING | FALL | SPRING | FALL | |
| BA GENERAL (Continued) | | | | | | | | | | | |
| Geography | 19 | 8 | 19 | 8 | 20 | 4 | 19 | 7 | 18 | 4 | 655 |
| Geography & Urban Studies | - | - | 1 | - | - | - | - | - | - | - | 1 |
| German | 3 | - | 2 | 1 | 3 | 1 | 4 | - | 1 | 1 | 128 |
| Greek & Roman Studies | - | - | 4 | - | 1 | 1 | 7 | 3 | 7 | - | 23 |
| Greek & Roman Studies & History | - | - | - | - | - | - | - | - | 1 | - | 1 |
| History | 54 | 19 | 44 | 24 | 68 | 22 | 89 | 28 | 66 | 16 | 2 212 |
| History & Archaeology | - | - | 1 | - | - | - | - | - | 1 | - | 7 |
| History & International Relations | - | - | - | - | 1 | - | - | 1 | - | - | 2 |
| Humanities | 4 | 2 | 5 | - | 4 | 1 | 7 | - | 4 | 3 | 142 |
| International Indigenous Studies | - | - | - | - | - | - | - | - | 3 | 1 | 4 |
| International Relations | 31 | 9 | 43 | 19 | 51 | 17 | 64 | 27 | 60 | 23 | 384 |
| International Relations & French | - | - | - | - | - | - | - | - | 1 | - | 1 |
| International Relations & Geography | 1 | - | - | - | - | - | - | - | - | - | 1 |
| International Relations & German | - | - | - | - | - | - | - | - | - | 1 | 1 |
| International Relations & Latin American Studies | - | - | - | - | - | - | 1 | - | - | - | 1 |
| International Relations & Religious Studies | - | - | 1 | - | - | - | - | - | - | - | 1 |
| Latin American Studies (Collaborative) | 2 | 2 | 6 | 2 | 3 | - | 5 | 1 | 4 | 1 | 31 |
| Latin American Studies (Collaborative) & Spanish | - | - | - | - | - | - | - | - | 1 | - | 1 |
| Law & Society | 16 | 3 | 14 | 2 | 22 | 8 | 20 | 7 | 18 | 3 | 327 |
| Leisure, Tourism & Society | 16 | 8 | 13 | 12 | 7 | 1 | 13 | 7 | 7 | - | 393 |
| Linguistics | 17 | 4 | 14 | 5 | 15 | 12 | 21 | 5 | 25 | 3 | 409 |
| Music | 2 | 1 | 1 | - | 2 | - | 1 | 1 | 1 | 1 | 30 |
| Non-Major, Communication & Culture | 42 | 30 | 46 | 20 | 52 | 27 | 65 | 34 | 50 | 28 | 525 |
| Philosophy | 14 | 2 | 20 | 4 | 21 | 2 | 24 | 8 | 23 | 10 | 452 |
| Philosophy & Religious Studies | 1 | 1 | - | - | - | - | - | - | - | - | 11 |
| Political Science | 59 | 29 | 65 | 22 | 77 | 25 | 60 | 32 | 97 | 27 | 3 001 |
| Political Science & Geography | - | - | - | 1 | 1 | - | - | - | - | - | 13 |
| Political Science & German | - | - | - | - | - | - | 1 | - | - | - | 4 |
| Political Science & History | - | - | 2 | 1 | 1 | - | 1 | - | 1 | - | 86 |
| Political Science & International Relations | 1 | - | - | - | - | - | - | - | - | - | 2 |
| Political Science & Philosophy | - | - | - | - | - | - | - | - | - | 1 | 8 |
| Political Science & Social & Cultural Anthropology | - | - | - | - | - | - | - | - | 1 | - | 1 |
| Psychology | 99 | 18 | 118 | 46 | 125 | 42 | 135 | 40 | 98 | 19 | 3 977 |
| Psychology & French | - | - | 1 | - | - | - | - | - | - | - | 5 |
| Psychology & History | 1 | - | - | - | 1 | - | - | - | - | - | 4 |
| Psychology & Linguistics | 1 | - | - | - | - | - | - | - | - | - | 9 |
| Psychology & Philosophy | - | - | - | - | 1 | - | - | - | 1 | - | 6 |
| Psychology & Religious Studies | 1 | - | - | - | - | - | - | - | - | - | 12 |
| Religious Studies | 13 | 6 | 6 | 4 | 9 | 4 | 12 | 8 | 10 | 10 | 291 |
| Religious Studies & Applied Ethics | 1 | - | 1 | 1 | 1 | 1 | 2 | - | 1 | - | 32 |
| Russian | 2 | 2 | 2 | - | 2 | - | - | - | 2 | - | 46 |
| Science, Technology & Society | 1 | - | 1 | - | - | - | 1 | - | 2 | - | 16 |
| Social & Cultural Anthropology | 2 | 1 | 10 | 6 | 21 | 1 | 20 | 8 | 17 | 7 | 93 |
| Social & Cultural Anthropology & Urban Studies | - | - | - | - | - | - | 1 | - | - | - | 1 |
| Sociology | 83 | 35 | 84 | 30 | 102 | 31 | 100 | 35 | 82 | 33 | 2 784 |
| Sociology & History | - | - | 1 | - | - | - | - | - | - | - | 7 |
| Sociology & Philosophy | - | - | - | - | - | 1 | - | - | - | - | 4 |
| Sociology & Political Science | - | - | - | - | - | - | 1 | - | - | 1 | 14 |
| Sociology & Psychology | 3 | - | 1 | - | 1 | - | 1 | - | - | - | 78 |
| Spanish | 10 | 2 | 9 | 2 | 7 | 5 | 10 | 4 | 7 | 2 | 134 |
| Spanish & Linguistics | - | - | - | - | - | 1 | - | - | - | - | 3 |
| Urban Studies | 5 | - | 4 | 1 | 7 | 2 | 6 | 1 | 20 | 3 | 113 |
| Women's Studies | 3 | 1 | 3 | 1 | - | 2 | 1 | 2 | 4 | 2 | 85 |
| TOTAL BA GENERAL | 849 | 321 | 907 | 332 | 996 | 323 | 1 109 | 389 | 1 023 | 323 | 28 329 |
| BCR | 19 | 15 | 28 | 12 | 29 | 8 | 35 | 12 | 39 | 9 | 424 |
| BCS | 16 | 4 | 13 | 2 | 19 | 4 | 21 | 9 | 36 | 9 | 141 |
| BAccS | 78 | 87 | 133 | 101 | 138 | 116 | 172 | 84 | 50 | 9 | 1 054 |
| BComm | 392 | 65 | 427 | 65 | 425 | 70 | 365 | 58 | 331 | 62 | 12 617 |
| BHRM | 18 | 4 | 27 | 3 | 21 | 3 | 16 | 8 | 15 | 1 | 159 |
| BEEd | 416 | 5 | 454 | 1 | 484 | 5 | 302 | 1 | 411 | 3 | 19 019 |

DEGREES AND DIPLOMAS GRANTED (Continued)

| | 2002 | | 2003 | | 2004 | | 2005 | | 2006 | | TOTAL SINCE 1967 (a) |
|---|-----------|-----------|-----------|-----------|-----------|-----------|-----------|-----------|-----------|-----------|----------------------------|
| | SPRING | FALL | SPRING | FALL | SPRING | FALL | SPRING | FALL | SPRING | FALL | |
| DIPLOMA IN EDUCATION | | | | | | | | | | | |
| Applied Psychology | 1 | - | 6 | - | 11 | - | 6 | 5 | 4 | 6 | 40 |
| Community Rehabilitation | 1 | 2 | 1 | - | 2 | 1 | 1 | 2 | 3 | - | 17 |
| Curriculum & Instruction | - | - | - | - | - | - | - | - | - | - | 996 |
| Educational Research | 3 | 1 | 4 | 3 | 1 | - | - | - | - | - | 23 |
| Psychology | 1 | 3 | - | 1 | - | 1 | - | - | - | - | 564 |
| Teacher Preparation | - | - | - | - | - | - | - | - | - | - | 12 |
| TOTAL DIPLOMA IN EDUCATION | 6 | 6 | 11 | 4 | 14 | 2 | 7 | 7 | 7 | 6 | 2 302 |
| BFA | | | | | | | | | | | |
| Art | 33 | 6 | 28 | 9 | 29 | 5 | 12 | 7 | 18 | 5 | 1 227 |
| Art (Honors) | - | - | - | - | - | - | 3 | - | 4 | - | 7 |
| Developmental Art | 3 | - | 9 | - | 16 | 1 | 10 | 1 | 12 | - | 72 |
| Drama | 13 | 6 | 17 | 3 | 15 | 2 | 21 | 6 | 17 | 5 | 675 |
| Drama Education | - | - | 2 | - | 5 | 2 | 3 | 1 | 1 | 1 | 15 |
| Secondary School Drama | 5 | 1 | 9 | 2 | 3 | 1 | 3 | - | - | - | 72 |
| TOTAL BFA | 54 | 13 | 65 | 14 | 68 | 11 | 52 | 15 | 52 | 11 | 2 121 |
| BMus | | | | | | | | | | | |
| | 37 | 1 | 24 | 4 | 19 | 2 | 38 | 4 | 24 | 6 | 882 |
| DIPLOMA IN FINE ARTS | | | | | | | | | | | |
| Music | - | 15 | - | 13 | - | 11 | - | - | 1 | 9 | 493 |
| BGS | | | | | | | | | | | |
| | 92 | 51 | 108 | 41 | 96 | 42 | 98 | 45 | 91 | 45 | 933 |
| BN | | | | | | | | | | | |
| | 181 | 25 | 276 | 13 | 356 | 6 | 219 | 7 | 233 | 12 | 4 170 |
| BKin Honors | | | | | | | | | | | |
| | 1 | - | - | - | 1 | 1 | - | - | 1 | - | 61 |
| BKin | | | | | | | | | | | |
| | 67 | 26 | 71 | 14 | 59 | 35 | 80 | 21 | 81 | 20 | 3 800 |
| BSc HONORS IN KINESIOLOGY | | | | | | | | | | | |
| Biomechanics | 1 | - | - | - | - | 1 | 1 | - | - | - | 8 |
| Exercise & Health Physiology | 1 | - | - | - | 4 | - | 1 | - | 1 | - | 20 |
| Kinesiology | 1 | - | - | 1 | - | 1 | 1 | - | - | - | 8 |
| Mind Sciences in Kinesiology | - | - | - | - | - | - | 1 | - | 1 | - | 3 |
| TOTAL BSc HONORS IN KINESIOLOGY | 3 | - | - | 1 | 4 | 2 | 4 | - | 2 | - | 39 |
| BSc IN KINESIOLOGY | | | | | | | | | | | |
| Biomechanics | 6 | 1 | 5 | 1 | 6 | 1 | 2 | 1 | 8 | - | 74 |
| Exercise & Health Physiology | 24 | 3 | 32 | 5 | 27 | 2 | 23 | 4 | 19 | 1 | 261 |
| Kinesiology | 19 | 3 | 11 | 9 | 25 | 5 | 32 | 4 | 15 | 11 | 206 |
| Mind Sciences in Kinesiology | 2 | - | 2 | - | 5 | - | 7 | - | 5 | - | 28 |
| TOTAL BSc IN KINESIOLOGY | 51 | 7 | 50 | 15 | 63 | 8 | 64 | 9 | 47 | 12 | 569 |
| BSc HONORS | | | | | | | | | | | |
| Actuarial Science | 1 | - | 3 | - | 3 | - | 2 | - | 2 | 1 | 24 |
| Actuarial Science & Statistics | - | - | 1 | - | - | - | - | - | - | - | 7 |
| Applied & Environmental Geology | 1 | - | 1 | - | 2 | - | - | - | - | - | 8 |
| Applied & Environmental Geology & Geology | - | - | - | - | - | - | 2 | - | - | - | 5 |
| Applied Chemistry | 1 | - | - | - | - | - | 1 | 1 | 1 | - | 27 |
| Applied Mathematics | - | - | - | - | 1 | - | 2 | - | 4 | - | 27 |
| Archaeology | 2 | - | - | - | 3 | - | 1 | 1 | 3 | - | 31 |
| Astrophysics | 2 | - | 1 | - | - | - | - | - | 2 | - | 21 |
| Biochemistry | 10 | - | 7 | - | 11 | - | 7 | - | 8 | 1 | 171 |
| Biological Sciences | - | - | - | - | 1 | - | 2 | - | 2 | - | 15 |
| Botany | - | - | - | - | 1 | - | - | - | - | - | 7 |
| Cellular, Molecular & Microbial Biology | 8 | - | 3 | - | 14 | - | 13 | - | 11 | - | 161 |
| Chemical Physics | - | - | - | - | - | - | - | - | - | 1 | 10 |
| Chemistry | 4 | - | 4 | - | 2 | 1 | 5 | 2 | 5 | - | 83 |
| Computer Science | 6 | - | 13 | 1 | 10 | 1 | 9 | 1 | 9 | - | 214 |
| Earth Science (Collaborative) | - | - | - | - | 1 | - | - | - | - | - | 2 |
| Ecology | 1 | - | 1 | - | 2 | - | 2 | - | 1 | - | 28 |
| Environmental Science (Collaborative) | 2 | - | 3 | - | 7 | - | 6 | - | 4 | - | 49 |
| Geography | 2 | 3 | 4 | 1 | 5 | 2 | 7 | - | 1 | - | 130 |
| Geology | 1 | - | 1 | - | - | - | 5 | 1 | 2 | 1 | 78 |
| Geophysics | 1 | - | 1 | - | 3 | - | 1 | - | 1 | - | 39 |
| Geophysics & Geology | - | - | - | - | - | - | - | - | 1 | - | 1 |

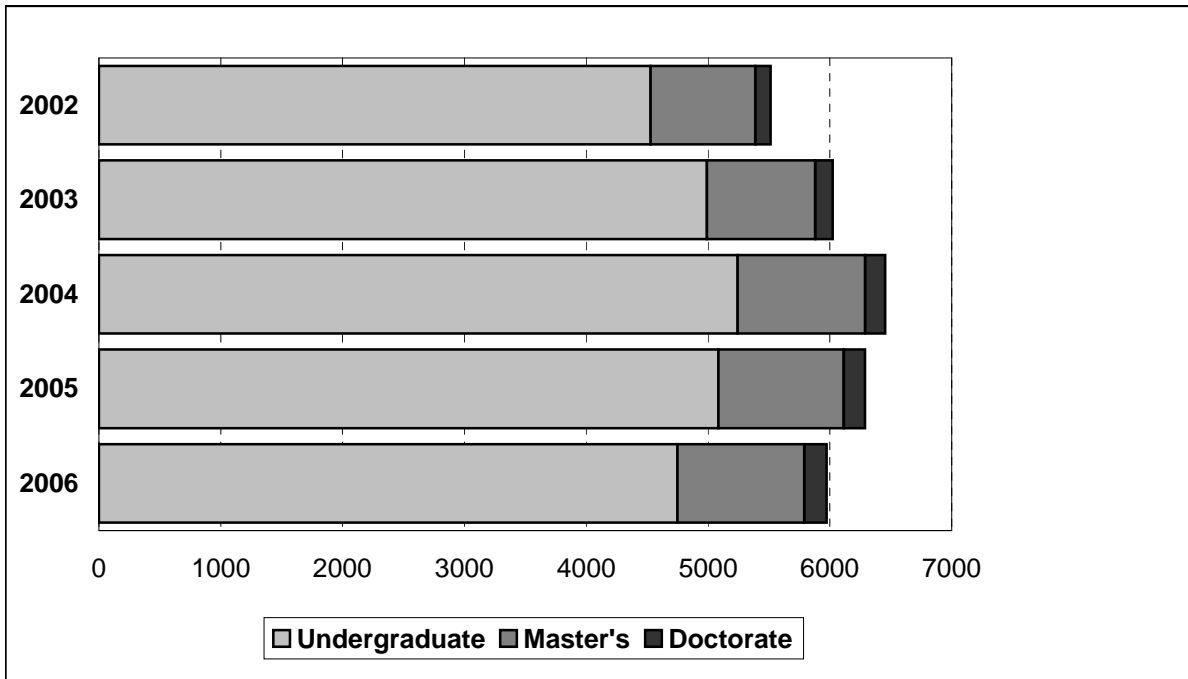
DEGREES AND DIPLOMAS GRANTED (Continued)

| | 2002 | | 2003 | | 2004 | | 2005 | | 2006 | | TOTAL SINCE 1967 (a) |
|---|------------|------------|------------|------------|------------|------------|------------|------------|------------|------------|----------------------------|
| | SPRING | FALL | SPRING | FALL | SPRING | FALL | SPRING | FALL | SPRING | FALL | |
| BSc HONORS (Continued) | | | | | | | | | | | |
| Physics | 1 | - | 2 | - | 3 | 1 | 4 | 1 | 6 | - | 49 |
| Psychology | 13 | - | 16 | 1 | 12 | - | 12 | - | 7 | - | 227 |
| Pure Mathematics | - | - | - | 1 | 1 | - | 2 | - | 4 | 2 | 52 |
| Pure Mathematics & Applied Mathematics | 1 | - | 2 | - | - | - | - | - | 2 | - | 10 |
| Pure Mathematics & Statistics | - | - | - | - | - | - | 1 | - | - | - | 1 |
| Science, Technology & Society | - | - | - | - | 1 | - | 3 | - | 1 | - | 5 |
| Statistics | - | - | - | - | - | - | 1 | - | - | - | 6 |
| Zoology | - | 2 | 5 | 1 | 4 | 1 | 1 | - | 2 | - | 108 |
| TOTAL BSc HONORS | 57 | 5 | 68 | 5 | 87 | 6 | 89 | 7 | 79 | 6 | 1 757 |
| BSc GENERAL | | | | | | | | | | | |
| Actuarial Science | 6 | 3 | 11 | 3 | 10 | 2 | 16 | 5 | 29 | 3 | 239 |
| Actuarial Science & Applied Mathematics | - | - | - | - | - | - | 1 | - | - | - | 1 |
| Actuarial Science & Statistics | 1 | - | 6 | - | 3 | - | 1 | 1 | 6 | - | 49 |
| Anthropology | 9 | 4 | 4 | 1 | - | - | - | - | - | - | 185 |
| Anthropology & Archaeology | - | - | - | - | 1 | - | - | - | - | - | 8 |
| Applied & Environmental Geology | 9 | 1 | 2 | - | 1 | - | 4 | - | 4 | - | 41 |
| Applied & Environmental Geology & Environmental Science | - | - | - | - | - | - | 2 | - | - | - | 2 |
| Applied Chemistry | 2 | - | 3 | 1 | 1 | - | 1 | - | - | - | 48 |
| Applied Mathematics | 2 | 4 | 6 | - | 5 | - | 6 | 3 | 4 | 1 | 149 |
| Applied Mathematics & Pure Mathematics | 1 | - | 2 | 2 | 4 | - | 1 | 1 | 3 | - | 35 |
| Applied Physics | 1 | - | 1 | 1 | 1 | 1 | 1 | - | 1 | - | 13 |
| Archaeology | 13 | 5 | 7 | 1 | 14 | 1 | 11 | 2 | 12 | 5 | 181 |
| Archaeology & Primatology | - | - | 1 | - | 1 | 1 | - | - | 1 | - | 4 |
| Astrophysics | 5 | - | 6 | - | 4 | - | 2 | 2 | 3 | 1 | 83 |
| Astrophysics & General Mathematics | - | - | 1 | - | - | - | - | - | - | - | 1 |
| Biochemistry | 14 | 3 | 19 | 1 | 8 | 3 | 24 | 3 | 17 | - | 582 |
| Biochemistry & Cellular, Molecular & Microbial Biology | - | - | - | - | 1 | - | 1 | - | - | - | 2 |
| Biochemistry & Psychology | 1 | - | - | - | - | - | - | - | - | - | 2 |
| Biological Sciences | 94 | 18 | 98 | 37 | 119 | 18 | 111 | 23 | 124 | 20 | 1 299 |
| Biological Sciences & Primatology | - | - | - | - | - | - | - | - | 1 | - | 1 |
| Botany | 1 | - | 2 | - | 4 | - | 3 | - | 1 | 1 | 95 |
| Cellular, Molecular & Microbial Biology | 33 | 3 | 27 | 2 | 33 | 1 | 31 | 3 | 27 | 5 | 999 |
| Cellular, Molecular & Microbial Biology & Zoology | 1 | - | 1 | - | 1 | - | - | - | - | - | 39 |
| Chemical Physics | - | - | 1 | - | - | - | - | - | - | - | 4 |
| Chemistry | 22 | - | 23 | 5 | 31 | 5 | 23 | 2 | 32 | 2 | 688 |
| Computer Science | 129 | 49 | 150 | 51 | 191 | 55 | 158 | 45 | 132 | 30 | 3 466 |
| Computer Science & Applied Mathematics | - | - | - | - | - | - | - | - | 2 | - | 3 |
| Computer Science & Biological Sciences | - | - | - | - | - | - | 1 | - | - | - | 1 |
| Computer Science & General Mathematics | 4 | 1 | 2 | - | 3 | 2 | 1 | - | - | - | 13 |
| Computer Science & Pure Mathematics | - | - | - | - | - | - | 1 | - | 1 | - | 8 |
| Earth Science (Collaborative) | 11 | 2 | 4 | 3 | 7 | 3 | 5 | 2 | 11 | 3 | 84 |
| Ecology | 15 | 2 | 11 | 1 | 9 | - | 5 | 2 | 9 | 1 | 342 |
| Environmental Science (Collaborative) | 28 | 5 | 26 | 1 | 29 | 4 | 21 | 3 | 15 | 3 | 221 |
| General Mathematics | 10 | 2 | 15 | 4 | 12 | 6 | 14 | 9 | 28 | 5 | 128 |
| Geography | 32 | 11 | 28 | 8 | 37 | 12 | 44 | 10 | 31 | 13 | 1 126 |
| Geology | 38 | - | 35 | 1 | 29 | 2 | 40 | 3 | 39 | 4 | 1 241 |
| Geology & Applied & Environmental Geology | - | - | 2 | - | 4 | - | 3 | - | 5 | - | 21 |
| Geophysics | 21 | - | 18 | - | 22 | 1 | 20 | 1 | 12 | - | 390 |
| Geophysics & Geology | - | - | - | - | - | - | - | - | 1 | - | 14 |
| Natural Sciences | - | - | - | - | 3 | 5 | 8 | 4 | 19 | 1 | 40 |
| Non-Major, Communication & Culture | 10 | 3 | 6 | 3 | 7 | 3 | 9 | 5 | 12 | 1 | 93 |
| Physics | 16 | 2 | 8 | - | 10 | 1 | 1 | 2 | 2 | 1 | 270 |
| Physics & General Mathematics | - | - | - | - | 1 | - | - | - | - | - | 1 |
| Primatology | - | 3 | 11 | 5 | 11 | 3 | 6 | 7 | 15 | 10 | 71 |
| Psychology | 37 | 4 | 40 | 9 | 39 | 6 | 35 | 5 | 29 | 4 | 1 345 |
| Psychology & Biological Sciences | - | - | - | - | 1 | - | - | - | - | - | 2 |
| Pure Mathematics | 1 | 1 | 2 | 2 | 1 | 2 | 8 | 1 | 2 | 1 | 208 |
| Science Technology & Society | 2 | - | 2 | - | 1 | - | - | - | 3 | - | 35 |
| Statistics | 1 | 1 | 4 | 4 | 4 | 1 | 9 | 2 | 3 | - | 150 |
| Zoology | 31 | 6 | 30 | 6 | 33 | 4 | 20 | 3 | 22 | 4 | 1 340 |
| Zoology & Ecology | - | - | - | - | - | - | - | - | 1 | - | 28 |
| TOTAL BSc GENERAL | 601 | 133 | 615 | 152 | 696 | 142 | 648 | 149 | 659 | 119 | 16 659 |

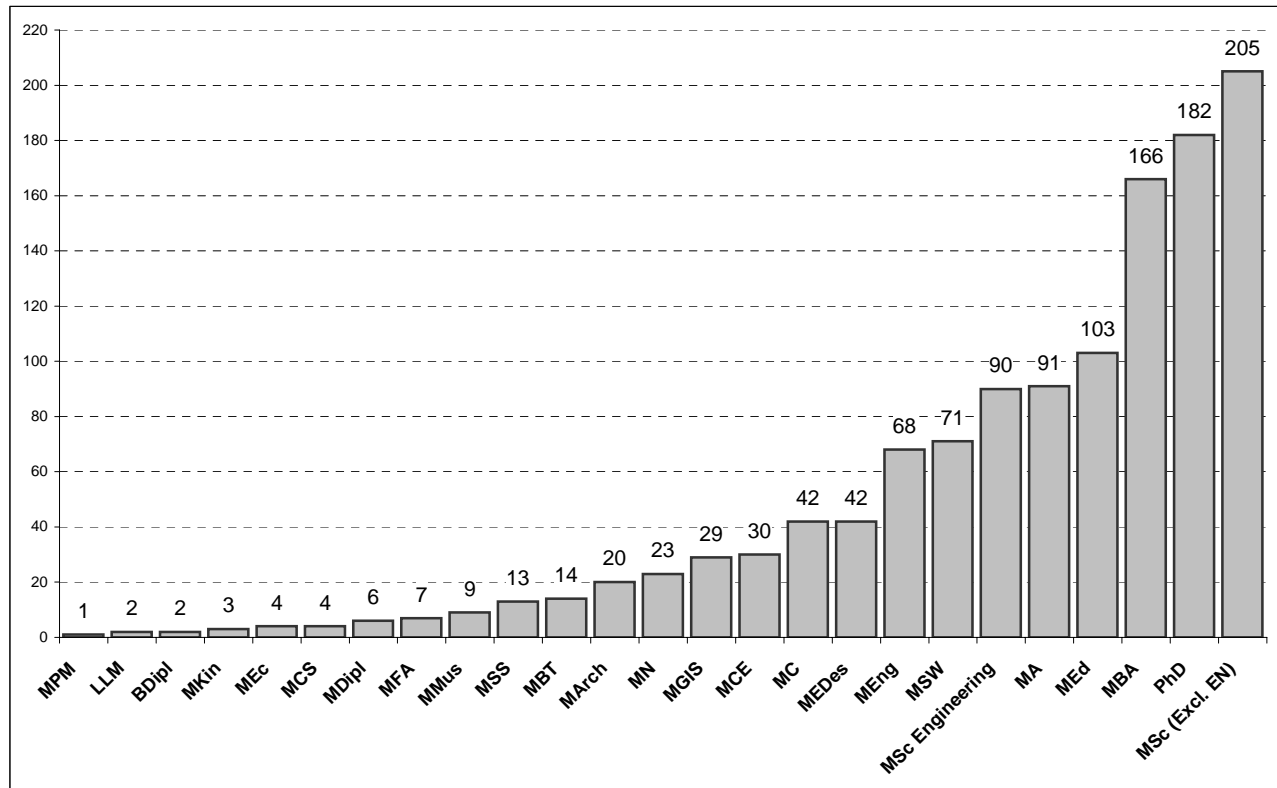
DEGREES AND DIPLOMAS GRANTED (Continued)

| | 2002 | | 2003 | | 2004 | | 2005 | | 2006 | | TOTAL SINCE 1967 (a) |
|--|--------------|--------------|--------------|--------------|--------------|--------------|--------------|--------------|--------------|--------------|----------------------------|
| | SPRING | FALL | SPRING | FALL | SPRING | FALL | SPRING | FALL | SPRING | FALL | |
| BSc IN ENGINEERING | | | | | | | | | | | |
| Chemical | 42 | 4 | 50 | 4 | 49 | 3 | 49 | 2 | 52 | 2 | 1 635 |
| Civil | 49 | 3 | 57 | 6 | 46 | 1 | 57 | 7 | 71 | 5 | 1 530 |
| Computer | 8 | - | 37 | 2 | 34 | 4 | 39 | - | 40 | 1 | 165 |
| Electrical | 76 | 3 | 62 | 2 | 67 | 4 | 64 | 1 | 59 | 5 | 2 110 |
| Geomatics | 42 | 1 | 41 | 2 | 43 | 1 | 36 | 2 | 41 | 7 | 659 |
| Manufacturing | 27 | 4 | 25 | 4 | 19 | 7 | 28 | 5 | 24 | 4 | 209 |
| Mechanical | 80 | 6 | 94 | 3 | 97 | 5 | 107 | 3 | 82 | 5 | 2 348 |
| Oil & Gas | 7 | - | 10 | - | 12 | 1 | 15 | - | 12 | 2 | 67 |
| Software | 7 | 1 | 38 | 1 | 18 | 1 | 23 | 3 | 19 | 2 | 113 |
| TOTAL BSc IN ENGINEERING | 338 | 22 | 414 | 24 | 385 | 27 | 418 | 23 | 400 | 33 | 8 836 |
| DIPLOMA IN ENGINEERING | - | - | - | - | 1 | - | 1 | - | 2 | - | 75 |
| DIPLOMA IN ENGINEERING & MANAGEMENT | 5 | 2 | 5 | - | 1 | - | - | 1 | - | - | 45 |
| BSW | 145 | 56 | 178 | 31 | 156 | 36 | 152 | 43 | 116 | 47 | 4 842 |
| LLB | 67 | 4 | 63 | 11 | 64 | - | 66 | 3 | 70 | 1 | 1 699 |
| MD | 76 | 2 | 92 | 1 | 108 | 3 | 102 | - | 109 | 1 | 2 427 |
| TOTAL UNDERGRADUATE | 3 647 | 882 | 4 113 | 877 | 4 362 | 880 | 4 174 | 911 | 3 985 | 763 | 115 786 |
| TOTAL UNDERGRADUATE AND GRADUATE DEGREES AND DIPLOMAS | 4 144 | 1 371 | 4 623 | 1 403 | 5 012 | 1 443 | 4 851 | 1 441 | 4 656 | 1 319 | 137 850 |

DEGREES AND DIPLOMAS GRANTED 2002 TO 2006



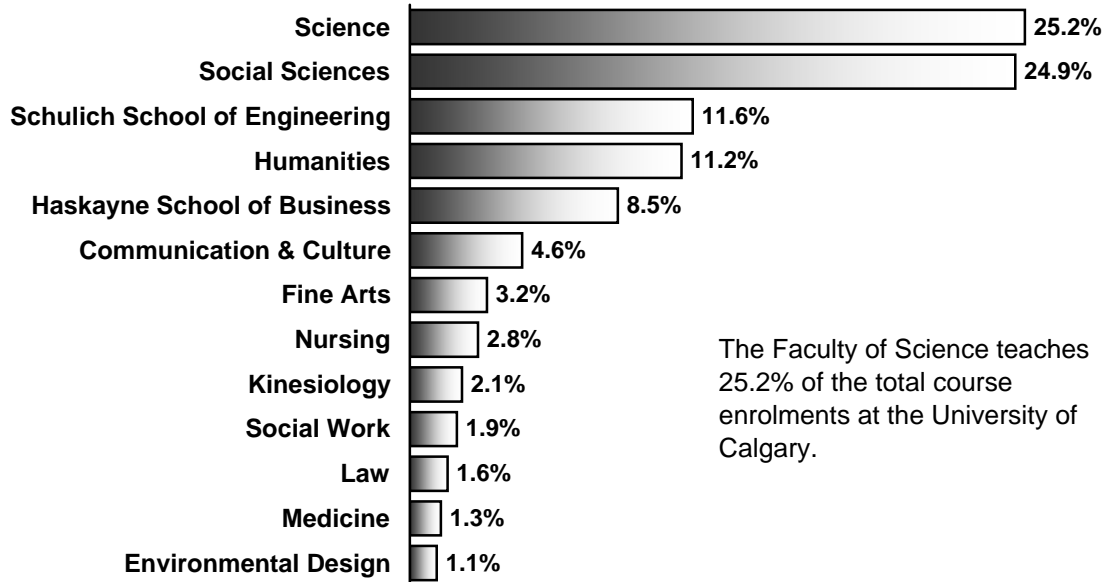
GRADUATE DEGREES AWARDED IN 2006



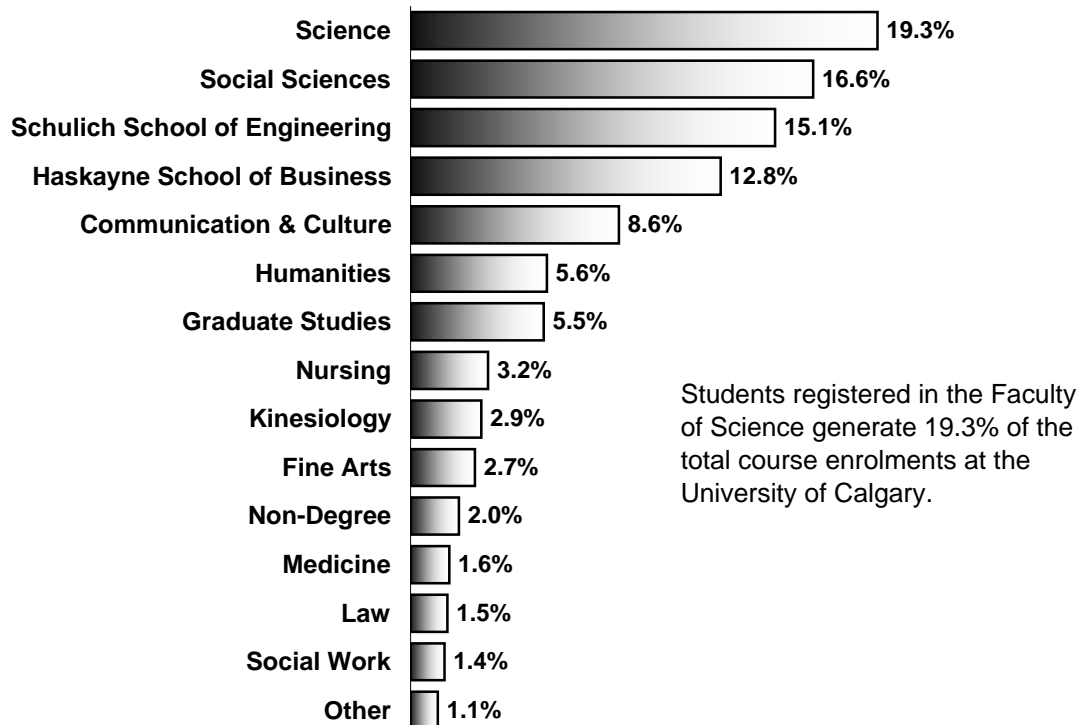
COURSES

DISTRIBUTION OF COURSE ENROLEES FALL 2006

By Teaching Faculty



By Faculty of Student Registration



Note: Other includes students registered in the Faculties of Education and Environmental Design.

COURSE ENROLEES
TEACHING DEPARTMENT VS FACULTY OF STUDENT REGISTRATION (a)

| | FACULTY OF STUDENT REGISTRATION | | | | | | | | |
|------------------------------------|---------------------------------|----|-----|-----|-------|-------|-------|-----|----|
| | CC | ED | EN | EV | FA | GS | HA | HU | KN |
| COMMUNICATION & CULTURE | | | | | | | | | |
| Fall 2002 | 2 930 | 22 | 192 | 1 | 65 | 68 | 128 | 191 | 33 |
| Fall 2003 | 2 523 | 17 | 187 | 1 | 69 | 82 | 232 | 180 | 15 |
| Fall 2004 (b) | 2 533 | 26 | 162 | - | 63 | 67 | 399 | 228 | 18 |
| Fall 2005 (b) | 2 592 | 14 | 180 | - | 66 | 85 | 365 | 222 | 18 |
| Fall 2006 (b) | 2 108 | 29 | 246 | 2 | 45 | 77 | 329 | 189 | 26 |
| CONTINUING EDUCATION (c) | | | | | | | | | |
| Fall 2002 | - | 9 | - | - | - | 133 | - | - | - |
| Fall 2003 | - | 1 | - | - | - | 132 | - | - | - |
| ENVIRONMENTAL DESIGN | | | | | | | | | |
| Fall 2002 | 33 | - | 3 | 736 | 6 | 12 | 9 | 4 | - |
| Fall 2003 | 40 | - | 5 | 787 | 5 | 23 | 1 | 3 | - |
| Fall 2004 | 25 | - | 8 | 841 | 7 | 22 | 2 | 1 | - |
| Fall 2005 | 20 | - | 12 | 867 | 8 | 10 | 2 | - | - |
| Fall 2006 | 44 | - | 7 | 794 | 3 | 18 | 4 | - | - |
| FINE ARTS | | | | | | | | | |
| Fine Arts (d) | | | | | | | | | |
| Fall 2002 | - | - | - | - | - | 2 | - | - | - |
| Fall 2003 | 3 | - | - | - | 43 | - | 3 | 3 | - |
| Fall 2004 | 9 | - | - | - | 66 | - | 3 | 7 | - |
| Fall 2005 | 7 | - | - | - | 43 | - | 3 | 8 | 1 |
| Fall 2006 | 9 | 1 | - | - | 34 | - | 1 | 3 | - |
| Art | | | | | | | | | |
| Fall 2002 | 356 | 1 | 13 | - | 868 | 29 | 11 | 56 | 4 |
| Fall 2003 (b) | 238 | - | 10 | 1 | 799 | 31 | 15 | 79 | 10 |
| Fall 2004 (b) | 141 | 4 | 9 | 1 | 640 | 17 | 26 | 92 | 6 |
| Fall 2005 (b) | 110 | 2 | 13 | - | 533 | 14 | 15 | 94 | 7 |
| Fall 2006 (b) | 112 | 3 | 6 | - | 589 | 23 | 23 | 93 | 7 |
| Dance | | | | | | | | | |
| Fall 2002 | 45 | - | - | - | 154 | - | 11 | 4 | 16 |
| Fall 2003 | 28 | - | - | - | 162 | - | 7 | 12 | 8 |
| Fall 2004 | 25 | 2 | - | - | 193 | - | 6 | 19 | 9 |
| Fall 2005 | 18 | 1 | - | - | 179 | - | 12 | 14 | 8 |
| Fall 2006 | 19 | 3 | - | - | 180 | 10 | 13 | 22 | 5 |
| Drama | | | | | | | | | |
| Fall 2002 | 51 | - | 1 | - | 493 | 20 | 8 | 11 | 1 |
| Fall 2003 (b) | 44 | - | - | - | 455 | 17 | 8 | 13 | 2 |
| Fall 2004 (b) | 24 | - | 1 | - | 406 | 9 | 11 | 30 | - |
| Fall 2005 (b) | 18 | - | - | - | 385 | 26 | 7 | 38 | 2 |
| Fall 2006 (b) | 26 | 2 | - | - | 305 | 20 | 5 | 19 | 2 |
| Music | | | | | | | | | |
| Fall 2002 | 125 | 1 | 3 | - | 626 | 24 | 17 | 26 | 3 |
| Fall 2003 (b) | 71 | - | 6 | - | 574 | 44 | 20 | 24 | 6 |
| Fall 2004 (b) | 48 | 1 | 10 | - | 510 | 43 | 19 | 33 | 2 |
| Fall 2005 (b) | 52 | 1 | 17 | - | 454 | 37 | 42 | 41 | 7 |
| Fall 2006 (b) | 30 | - | 12 | - | 465 | 36 | 33 | 38 | 3 |
| TOTAL FINE ARTS | | | | | | | | | |
| Fall 2002 | 577 | 2 | 17 | - | 2 140 | 75 | 47 | 97 | 24 |
| Fall 2003 | 384 | - | 16 | 1 | 2 033 | 92 | 53 | 131 | 26 |
| Fall 2004 | 247 | 7 | 20 | 1 | 1 815 | 69 | 65 | 181 | 17 |
| Fall 2005 | 205 | 4 | 30 | - | 1 593 | 76 | 79 | 195 | 25 |
| Fall 2006 | 196 | 9 | 18 | - | 1 573 | 89 | 75 | 175 | 17 |
| HASKAYNE SCHOOL OF BUSINESS | | | | | | | | | |
| Fall 2002 | 480 | 1 | 59 | - | 12 | 1 631 | 5 219 | 35 | 15 |
| Fall 2003 | 333 | 1 | 49 | 1 | 10 | 1 642 | 4 889 | 23 | 20 |
| Fall 2004 | 252 | - | 52 | 2 | 6 | 1 656 | 4 550 | 35 | 29 |
| Fall 2005 | 244 | 5 | 66 | 3 | 4 | 1 429 | 4 782 | 38 | 30 |
| Fall 2006 | 227 | 3 | 61 | - | 7 | 1 176 | 5 132 | 28 | 26 |

(a) In Fall 1997, the Faculty of Education introduced the Master of Teaching Program. The Faculty of Education is no longer included due to the impact the EDTP courses offered under the program have on the reporting of course statistics.

(b) Excludes Red Deer College course statistics except when a University of Calgary faculty member is on-site.

(c) As of Fall 2004, the Masters of Continuing Education Program is included in the Faculty of Education.

(d) Includes course data for the faculty which are not assignable to any specific department.

COURSE ENROLEES
TEACHING DEPARTMENT VS FACULTY OF STUDENT REGISTRATION (a)

| FACULTY OF STUDENT REGISTRATION | | | | | | | | DEPARTMENT |
|---------------------------------|----|-----|----|-----|-----|----|-------|------------------------------------|
| LA | MD | ND | NU | SC | SS | SW | TOTAL | |
| | | | | | | | | COMMUNICATION & CULTURE |
| - | - | 111 | 11 | 164 | 463 | 3 | 4 381 | Fall 2002 |
| - | - | 89 | 26 | 188 | 412 | 3 | 4 023 | Fall 2003 |
| - | 2 | 108 | 49 | 192 | 516 | 12 | 4 375 | Fall 2004 (b) |
| - | - | 108 | 30 | 167 | 590 | 24 | 4 459 | Fall 2005 (b) |
| - | 5 | 114 | 19 | 164 | 430 | 20 | 3 801 | Fall 2006 (b) |
| | | | | | | | | CONTINUING EDUCATION (c) |
| - | - | 1 | - | - | - | - | 143 | Fall 2002 |
| - | - | - | - | - | - | - | 133 | Fall 2003 |
| | | | | | | | | ENVIRONMENTAL DESIGN |
| - | - | 5 | - | 10 | 10 | - | 828 | Fall 2002 |
| - | - | - | - | 2 | 5 | - | 870 | Fall 2003 |
| - | - | 3 | - | 2 | 30 | - | 941 | Fall 2004 |
| - | - | 2 | - | 2 | 9 | - | 932 | Fall 2005 |
| - | - | 10 | - | 3 | 24 | - | 907 | Fall 2006 |
| | | | | | | | | FINE ARTS |
| | | | | | | | | Fine Arts (d) |
| - | - | - | - | - | - | - | 2 | Fall 2002 |
| - | - | 2 | - | 1 | - | - | 55 | Fall 2003 |
| - | - | 5 | - | 4 | 1 | - | 95 | Fall 2004 |
| - | - | 2 | - | 3 | 2 | - | 69 | Fall 2005 |
| - | - | 5 | 1 | 1 | 2 | - | 57 | Fall 2006 |
| | | | | | | | | Art |
| - | - | 37 | - | 63 | 108 | - | 1 546 | Fall 2002 |
| - | - | 30 | 1 | 63 | 142 | 1 | 1 420 | Fall 2003 (b) |
| - | 6 | 29 | - | 85 | 190 | - | 1 246 | Fall 2004 (b) |
| - | 1 | 20 | - | 44 | 129 | 3 | 985 | Fall 2005 (b) |
| - | 3 | 24 | 1 | 80 | 140 | - | 1 104 | Fall 2006 (b) |
| | | | | | | | | Dance |
| - | - | 8 | - | 10 | 15 | 1 | 264 | Fall 2002 |
| - | - | 3 | - | 14 | 31 | 4 | 269 | Fall 2003 |
| - | 1 | 4 | 5 | 20 | 35 | 1 | 320 | Fall 2004 |
| - | - | 3 | - | 9 | 20 | - | 264 | Fall 2005 |
| - | 3 | 4 | - | 12 | 26 | - | 297 | Fall 2006 |
| | | | | | | | | Drama |
| - | - | 11 | - | 4 | 15 | - | 613 | Fall 2002 |
| - | - | 1 | - | 19 | 20 | - | 579 | Fall 2003 (b) |
| - | 1 | 6 | - | 11 | 23 | - | 521 | Fall 2004 (b) |
| - | - | 3 | - | 14 | 20 | - | 513 | Fall 2005 (b) |
| - | - | 4 | - | 11 | 22 | - | 416 | Fall 2006 (b) |
| | | | | | | | | Music |
| - | - | 13 | - | 47 | 49 | - | 931 | Fall 2002 |
| - | 1 | 11 | - | 34 | 44 | - | 833 | Fall 2003 (b) |
| - | 3 | 9 | - | 29 | 36 | - | 741 | Fall 2004 (b) |
| - | 2 | 10 | 2 | 47 | 80 | - | 787 | Fall 2005 (b) |
| - | 2 | 20 | - | 41 | 59 | - | 735 | Fall 2006 (b) |
| | | | | | | | | TOTAL FINE ARTS |
| - | - | 68 | - | 124 | 187 | 1 | 3 356 | Fall 2002 |
| - | 1 | 47 | 1 | 131 | 237 | 5 | 3 155 | Fall 2003 |
| - | 11 | 53 | 5 | 149 | 284 | 1 | 2 922 | Fall 2004 |
| - | 3 | 38 | 2 | 117 | 251 | 3 | 2 617 | Fall 2005 |
| - | 8 | 57 | 2 | 145 | 249 | - | 2 609 | Fall 2006 |
| | | | | | | | | HASKAYNE SCHOOL OF BUSINESS |
| 1 | - | 13 | 6 | 185 | 358 | - | 8 015 | Fall 2002 |
| 1 | - | 14 | 1 | 194 | 377 | - | 7 555 | Fall 2003 |
| - | - | 6 | - | 173 | 277 | 1 | 7 039 | Fall 2004 |
| 1 | - | 8 | 3 | 180 | 310 | 1 | 7 103 | Fall 2005 |
| - | - | 23 | - | 147 | 205 | - | 7 035 | Fall 2006 |

COURSE ENROLEES
TEACHING DEPARTMENT VS FACULTY OF STUDENT REGISTRATION (Continued)

| | FACULTY OF STUDENT REGISTRATION | | | | | | | | |
|---------------------------------------|---------------------------------|----|-----|----|-----|-----|-------|-------|-------|
| | CC | ED | EN | EV | FA | GS | HA | HU | KN |
| HUMANITIES | | | | | | | | | |
| Humanities (d) | | | | | | | | | |
| Fall 2002 | 31 | - | - | - | 11 | - | 5 | 138 | - |
| Fall 2003 (b) | 11 | - | - | - | 3 | - | - | 116 | - |
| Fall 2004 | 13 | - | - | - | 6 | - | - | 129 | - |
| Fall 2005 | 11 | - | 1 | - | 1 | - | 1 | 127 | - |
| Fall 2006 | 8 | - | - | - | 3 | 14 | 3 | 85 | - |
| English | | | | | | | | | |
| Fall 2002 | 577 | 3 | 6 | - | 184 | 58 | 252 | 972 | 41 |
| Fall 2003 (b) | 412 | 1 | 7 | - | 152 | 64 | 223 | 1 081 | 36 |
| Fall 2004 (b) | 287 | 2 | 9 | - | 152 | 68 | 209 | 1 291 | 49 |
| Fall 2005 (b) | 267 | 2 | 7 | - | 137 | 75 | 249 | 1 054 | 42 |
| Fall 2006 (b) | 391 | 2 | 9 | - | 147 | 92 | 450 | 1 128 | 49 |
| French, Italian & Spanish | | | | | | | | | |
| Fall 2002 | 364 | 1 | 4 | 1 | 47 | 22 | 112 | 308 | 34 |
| Fall 2003 (b) | 286 | 1 | 7 | 1 | 53 | 17 | 126 | 388 | 34 |
| Fall 2004 (b) | 215 | 7 | 13 | - | 34 | 14 | 103 | 395 | 35 |
| Fall 2005 (b) | 182 | 5 | 15 | 1 | 37 | 21 | 136 | 361 | 28 |
| Fall 2006 (b) | 217 | 9 | 14 | - | 38 | 20 | 141 | 327 | 36 |
| Germanic, Slavic & East Asian Studies | | | | | | | | | |
| Fall 2002 | 165 | - | 7 | - | 30 | 2 | 68 | 100 | 8 |
| Fall 2003 | 125 | - | 12 | - | 24 | 2 | 83 | 125 | 11 |
| Fall 2004 | 119 | - | 13 | - | 20 | 3 | 86 | 159 | 6 |
| Fall 2005 | 132 | - | 8 | - | 18 | 10 | 103 | 161 | 11 |
| Fall 2006 | 95 | 3 | 10 | - | 17 | 7 | 127 | 141 | 10 |
| Greek & Roman Studies | | | | | | | | | |
| Fall 2002 | 156 | - | 7 | - | 23 | 13 | 36 | 227 | 7 |
| Fall 2003 (b) | 114 | - | 5 | - | 19 | 14 | 50 | 226 | 3 |
| Fall 2004 (b) | 88 | - | 1 | - | 21 | 22 | 62 | 299 | 3 |
| Fall 2005 (b) | 88 | - | 8 | - | 25 | 11 | 66 | 270 | 10 |
| Fall 2006 (b) | 81 | 1 | 7 | - | 23 | 29 | 74 | 270 | 15 |
| Philosophy | | | | | | | | | |
| Fall 2002 | 263 | - | 51 | - | 17 | 20 | 65 | 313 | 15 |
| Fall 2003 (b) | 176 | 1 | 27 | - | 23 | 31 | 89 | 360 | 12 |
| Fall 2004 (b) | 162 | 2 | 32 | - | 15 | 40 | 82 | 395 | 8 |
| Fall 2005 (b) | 136 | 3 | 31 | - | 19 | 30 | 92 | 356 | 12 |
| Fall 2006 (b) | 204 | 3 | 53 | - | 26 | 20 | 147 | 413 | 18 |
| Religious Studies | | | | | | | | | |
| Fall 2002 | 247 | - | 9 | - | 35 | 24 | 40 | 287 | 26 |
| Fall 2003 (b) | 163 | - | 6 | - | 30 | 10 | 50 | 279 | 20 |
| Fall 2004 | 155 | 1 | 8 | - | 24 | 25 | 51 | 357 | 21 |
| Fall 2005 | 165 | 1 | 15 | - | 22 | 27 | 61 | 333 | 24 |
| Fall 2006 | 154 | 3 | 16 | - | 29 | 28 | 61 | 315 | 21 |
| TOTAL HUMANITIES | | | | | | | | | |
| Fall 2002 | 1 803 | 4 | 84 | 1 | 347 | 139 | 577 | 2 344 | 131 |
| Fall 2003 | 1 287 | 3 | 64 | 1 | 304 | 138 | 621 | 2 575 | 116 |
| Fall 2004 | 1 039 | 12 | 76 | - | 272 | 172 | 593 | 3 025 | 122 |
| Fall 2005 | 981 | 11 | 85 | 1 | 259 | 174 | 708 | 2 662 | 127 |
| Fall 2006 | 1 150 | 21 | 109 | - | 283 | 210 | 1 003 | 2 679 | 149 |
| KINESIOLOGY | | | | | | | | | |
| Fall 2002 | 88 | 13 | - | - | 75 | 52 | 13 | 9 | 1 548 |
| Fall 2003 | 90 | 18 | 3 | - | 87 | 39 | 13 | 26 | 1 442 |
| Fall 2004 | 57 | 27 | 3 | - | 84 | 37 | 20 | 21 | 1 446 |
| Fall 2005 | 40 | 26 | 2 | - | 85 | 49 | 19 | 21 | 1 465 |
| Fall 2006 | 24 | 18 | 2 | - | 54 | 38 | 24 | 17 | 1 370 |
| LAW (e) | | | | | | | | | |
| Fall 2002 | - | - | - | 6 | - | 14 | - | - | - |
| Fall 2003 | - | - | - | 6 | - | 22 | - | - | - |
| Fall 2004 | - | - | - | 6 | - | 27 | - | - | - |
| Fall 2005 | 3 | - | - | 1 | - | 23 | - | - | - |
| Fall 2006 | - | - | - | - | - | 29 | - | - | - |

(e) At the University of Calgary, graduate level courses are numbered 600 and above. However, in the Faculty of Law, 600 level courses are considered to be senior level courses. Beginning in Fall 2005, 600 level Law courses are reported at the senior level.

COURSE ENROLEES
TEACHING DEPARTMENT VS FACULTY OF STUDENT REGISTRATION (Continued)

| FACULTY OF STUDENT REGISTRATION | | | | | | | | DEPARTMENT |
|---------------------------------|----|-----|----|-------|-------|----|-------|---------------------------------------|
| LA | MD | ND | NU | SC | SS | SW | TOTAL | |
| | | | | | | | | HUMANITIES |
| | | | | | | | | Humanities (d) |
| - | - | 3 | 1 | 11 | 35 | - | 235 | Fall 2002 |
| - | - | 5 | - | - | 10 | - | 145 | Fall 2003 (b) |
| - | - | 8 | - | 12 | 26 | 1 | 195 | Fall 2004 |
| - | - | 1 | 2 | 6 | 17 | - | 167 | Fall 2005 |
| - | - | 4 | - | 3 | 4 | - | 124 | Fall 2006 |
| | | | | | | | | English |
| - | - | 55 | 3 | 425 | 345 | - | 2 921 | Fall 2002 |
| - | 4 | 37 | 4 | 332 | 320 | 2 | 2 675 | Fall 2003 (b) |
| - | 22 | 37 | 7 | 442 | 356 | 1 | 2 932 | Fall 2004 (b) |
| - | 24 | 36 | 4 | 402 | 305 | 4 | 2 608 | Fall 2005 (b) |
| - | 22 | 42 | 9 | 418 | 419 | - | 3 178 | Fall 2006 (b) |
| | | | | | | | | French, Italian & Spanish |
| - | - | 39 | 5 | 175 | 358 | - | 1 469 | Fall 2002 |
| - | - | 29 | 5 | 184 | 430 | 1 | 1 562 | Fall 2003 (b) |
| - | - | 27 | 7 | 144 | 386 | - | 1 380 | Fall 2004 (b) |
| - | 6 | 16 | 5 | 156 | 361 | - | 1 330 | Fall 2005 (b) |
| - | 11 | 18 | 6 | 163 | 327 | - | 1 327 | Fall 2006 (b) |
| | | | | | | | | Germanic, Slavic & East Asian Studies |
| - | - | 9 | 1 | 118 | 197 | 1 | 706 | Fall 2002 |
| - | - | 11 | - | 151 | 246 | 1 | 791 | Fall 2003 |
| - | - | 11 | - | 143 | 285 | - | 845 | Fall 2004 |
| - | 4 | 17 | - | 153 | 258 | - | 873 | Fall 2005 |
| - | 4 | 14 | 4 | 153 | 211 | 1 | 797 | Fall 2006 |
| | | | | | | | | Greek & Roman Studies |
| - | - | 6 | 1 | 90 | 204 | - | 770 | Fall 2002 |
| - | - | 8 | - | 123 | 256 | - | 817 | Fall 2003 (b) |
| - | - | 6 | 1 | 100 | 291 | - | 893 | Fall 2004 (b) |
| - | - | 5 | - | 119 | 237 | - | 839 | Fall 2005 (b) |
| - | 5 | 3 | 2 | 140 | 231 | - | 881 | Fall 2006 (b) |
| | | | | | | | | Philosophy |
| - | - | 28 | 52 | 346 | 311 | - | 1 481 | Fall 2002 |
| - | - | 35 | 33 | 305 | 331 | 1 | 1 424 | Fall 2003 (b) |
| 1 | 25 | 41 | 51 | 339 | 325 | - | 1 518 | Fall 2004 (b) |
| - | 16 | 25 | 39 | 306 | 339 | 1 | 1 405 | Fall 2005 (b) |
| - | 26 | 59 | 50 | 365 | 370 | 2 | 1 756 | Fall 2006 (b) |
| | | | | | | | | Religious Studies |
| - | - | 41 | 9 | 140 | 348 | - | 1 204 | Fall 2002 |
| - | - | 34 | 12 | 179 | 392 | 4 | 1 178 | Fall 2003 (b) |
| - | 3 | 36 | 8 | 133 | 404 | 8 | 1 234 | Fall 2004 |
| - | 4 | 22 | 4 | 132 | 359 | 6 | 1 175 | Fall 2005 |
| - | 1 | 45 | 10 | 144 | 286 | 7 | 1 119 | Fall 2006 |
| | | | | | | | | TOTAL HUMANITIES |
| - | - | 181 | 72 | 1 305 | 1 797 | 1 | 8 786 | Fall 2002 |
| - | 4 | 159 | 54 | 1 274 | 1 985 | 9 | 8 592 | Fall 2003 |
| 1 | 50 | 166 | 74 | 1 313 | 2 073 | 10 | 8 997 | Fall 2004 |
| - | 54 | 122 | 54 | 1 274 | 1 876 | 11 | 8 397 | Fall 2005 |
| - | 69 | 185 | 81 | 1 386 | 1 848 | 10 | 9 182 | Fall 2006 |
| | | | | | | | | KINESIOLOGY |
| - | - | 11 | 1 | 30 | 14 | 1 | 1 853 | Fall 2002 |
| - | 11 | 7 | 7 | 85 | 44 | 1 | 1 873 | Fall 2003 |
| - | 28 | 12 | 5 | 76 | 45 | 1 | 1 861 | Fall 2004 |
| - | 13 | 19 | 8 | 111 | 46 | - | 1 903 | Fall 2005 |
| - | 23 | 20 | 23 | 115 | 31 | - | 1 758 | Fall 2006 |
| | | | | | | | | LAW (e) |
| 1 223 | - | - | - | - | - | - | 1 243 | Fall 2002 |
| 1 207 | - | - | - | - | - | - | 1 235 | Fall 2003 |
| 1 276 | - | - | - | - | - | - | 1 309 | Fall 2004 |
| 1 200 | - | - | - | - | - | - | 1 227 | Fall 2005 |
| 1 248 | - | - | - | - | - | - | 1 277 | Fall 2006 |

COURSE ENROLEES
TEACHING DEPARTMENT VS FACULTY OF STUDENT REGISTRATION (Continued)

| | FACULTY OF STUDENT REGISTRATION | | | | | | | | | |
|---|---------------------------------|----|-------|----|----|-----|----|----|----|--|
| | CC | ED | EN | EV | FA | GS | HA | HU | KN | |
| MEDICINE (f) | | | | | | | | | | |
| Fall 2002 | 23 | 1 | 1 | - | - | 305 | - | 2 | 2 | |
| Fall 2003 | 20 | - | - | - | - | 305 | 4 | - | 3 | |
| Fall 2004 | 18 | - | 2 | - | 1 | 268 | 3 | 3 | 27 | |
| Fall 2005 | 12 | 9 | 1 | - | - | 298 | - | 3 | 12 | |
| Fall 2006 | 7 | 2 | 1 | - | - | 346 | 1 | - | 1 | |
| NURSING (g) | | | | | | | | | | |
| Fall 2002 | - | - | - | - | - | 161 | - | - | 1 | |
| Fall 2003 | - | 1 | - | - | - | 154 | - | - | - | |
| Fall 2004 | - | - | - | - | - | 129 | - | - | - | |
| Fall 2005 | - | 1 | - | - | - | 125 | - | - | - | |
| Fall 2006 | - | - | - | - | - | 127 | - | - | - | |
| SCHULICH SCHOOL OF ENGINEERING (h) | | | | | | | | | | |
| Engineering (d) | | | | | | | | | | |
| Fall 2002 | 2 | - | 548 | - | - | - | - | - | - | |
| Fall 2003 | - | - | 253 | - | - | - | - | - | - | |
| Fall 2004 | - | - | 308 | - | - | 24 | - | - | - | |
| Fall 2005 | - | - | 332 | - | - | 20 | - | - | - | |
| Fall 2006 | 1 | - | 649 | - | - | 23 | - | - | 1 | |
| Chemical & Petroleum | | | | | | | | | | |
| Fall 2002 | 2 | 1 | 1 023 | - | - | 174 | 2 | - | 1 | |
| Fall 2003 | 4 | 1 | 1 034 | - | - | 235 | - | - | 3 | |
| Fall 2004 | - | 1 | 957 | - | - | 293 | - | - | 7 | |
| Fall 2005 | 1 | - | 1 049 | 1 | - | 368 | - | - | 7 | |
| Fall 2006 | - | - | 1 053 | - | - | 306 | - | - | 6 | |
| Civil | | | | | | | | | | |
| Fall 2002 | 4 | - | 2 054 | - | - | 131 | 2 | - | 18 | |
| Fall 2003 | 2 | - | 2 000 | 2 | - | 137 | - | - | 10 | |
| Fall 2004 | 1 | - | 1 708 | - | - | 142 | - | - | 9 | |
| Fall 2005 | 4 | 1 | 1 874 | 1 | - | 183 | - | - | 7 | |
| Fall 2006 | - | - | 2 153 | - | - | 169 | - | - | 5 | |
| Electrical & Computer | | | | | | | | | | |
| Fall 2002 | 14 | 1 | 2 530 | - | - | 349 | 2 | 2 | - | |
| Fall 2003 | 2 | - | 2 316 | - | - | 267 | 3 | 1 | - | |
| Fall 2004 | 4 | - | 2 705 | - | - | 211 | - | - | - | |
| Fall 2005 | 3 | - | 2 336 | - | - | 184 | - | - | - | |
| Fall 2006 | 9 | - | 2 201 | - | - | 214 | 1 | - | - | |
| Geomatics | | | | | | | | | | |
| Fall 2002 | - | - | 930 | - | - | 60 | - | - | - | |
| Fall 2003 | - | - | 1 015 | - | - | 50 | - | - | - | |
| Fall 2004 | - | - | 955 | - | - | 46 | - | - | - | |
| Fall 2005 | - | - | 447 | - | - | 46 | - | - | - | |
| Fall 2006 | - | - | 332 | - | - | 50 | - | - | - | |
| Mechanical | | | | | | | | | | |
| Fall 2002 | - | - | 1 747 | - | - | 84 | - | - | - | |
| Fall 2003 | 2 | - | 2 138 | - | - | 86 | - | - | 6 | |
| Fall 2004 | 1 | - | 2 130 | - | - | 146 | - | - | 4 | |
| Fall 2005 | 2 | - | 2 277 | - | - | 141 | - | - | 6 | |
| Fall 2006 | 3 | - | 2 096 | - | - | 179 | 1 | - | 3 | |
| TOTAL SCHULICH SCHOOL OF ENGINEERING | | | | | | | | | | |
| Fall 2002 | 22 | 2 | 8 832 | - | - | 797 | 6 | 2 | 19 | |
| Fall 2003 | 10 | 1 | 8 755 | 2 | - | 775 | 3 | 1 | 19 | |
| Fall 2004 | 6 | 1 | 8 763 | - | - | 861 | - | - | 20 | |
| Fall 2005 | 10 | 1 | 8 315 | 2 | - | 941 | - | - | 20 | |
| Fall 2006 | 13 | - | 8 484 | - | - | 940 | 2 | - | 15 | |

(f) Course data associated with the Graduate Science and Health Sciences programs.

(g) The Faculty of Nursing includes the Conjoint Nursing Program up to and including Fall 2003. As of Fall 2004, data excludes Nursing Offsite courses.

(h) Prior to Fall 2005, the Schulich School of Engineering was named the Faculty of Engineering.

COURSE ENROLEES
TEACHING DEPARTMENT VS FACULTY OF STUDENT REGISTRATION (Continued)

| FACULTY OF STUDENT REGISTRATION | | | | | | | | DEPARTMENT |
|---------------------------------|-----|----|-------|-----|----|----|-------|--------------------------------------|
| LA | MD | ND | NU | SC | SS | SW | TOTAL | |
| | | | | | | | | MEDICINE (f) |
| - | 36 | 2 | 1 | 27 | 6 | - | 406 | Fall 2002 |
| - | 123 | 2 | 2 | 52 | 19 | - | 531 | Fall 2003 |
| - | 264 | 12 | 1 | 114 | 39 | - | 751 | Fall 2004 |
| - | 445 | 11 | - | 111 | 22 | - | 924 | Fall 2005 |
| - | 621 | 9 | - | 41 | 20 | - | 1 048 | Fall 2006 |
| | | | | | | | | NURSING (g) |
| - | - | 8 | 2 373 | - | - | - | 2 543 | Fall 2002 |
| - | - | 6 | 2 602 | - | - | - | 2 763 | Fall 2003 |
| - | 2 | 6 | 2 223 | 2 | - | - | 2 362 | Fall 2004 |
| - | - | 6 | 2 253 | - | - | - | 2 385 | Fall 2005 |
| - | - | 4 | 2 168 | - | - | - | 2 299 | Fall 2006 |
| | | | | | | | | SCHULICH SCHOOL OF ENGINEERING (h) |
| | | | | | | | | Engineering (d) |
| - | - | 1 | - | - | - | - | 551 | Fall 2002 |
| - | - | - | - | - | - | - | 253 | Fall 2003 |
| - | 1 | 2 | - | - | - | - | 335 | Fall 2004 |
| - | - | - | - | - | - | - | 352 | Fall 2005 |
| - | - | 1 | - | 3 | 1 | - | 679 | Fall 2006 |
| | | | | | | | | Chemical & Petroleum |
| - | - | 11 | - | 28 | 3 | - | 1 245 | Fall 2002 |
| - | - | 26 | - | 46 | 1 | - | 1 350 | Fall 2003 |
| - | - | 33 | - | 12 | - | - | 1 303 | Fall 2004 |
| - | - | 28 | - | 4 | - | - | 1 458 | Fall 2005 |
| - | - | 22 | - | 3 | - | - | 1 390 | Fall 2006 |
| | | | | | | | | Civil |
| - | - | 10 | - | 1 | - | - | 2 220 | Fall 2002 |
| - | - | 8 | - | 1 | - | - | 2 160 | Fall 2003 |
| - | - | 3 | - | 2 | - | - | 1 865 | Fall 2004 |
| - | - | 8 | - | - | 1 | - | 2 079 | Fall 2005 |
| - | - | 16 | - | 1 | 1 | - | 2 345 | Fall 2006 |
| | | | | | | | | Electrical & Computer |
| - | - | 5 | - | 149 | - | - | 3 051 | Fall 2002 |
| - | - | 8 | - | 147 | - | - | 2 743 | Fall 2003 |
| - | - | 10 | - | 81 | 3 | - | 3 013 | Fall 2004 |
| - | 1 | 8 | - | 40 | - | - | 2 571 | Fall 2005 |
| - | - | 15 | - | 22 | 1 | - | 2 463 | Fall 2006 |
| | | | | | | | | Geomatics |
| - | - | - | - | - | - | - | 990 | Fall 2002 |
| - | - | 6 | - | - | - | - | 1 071 | Fall 2003 |
| - | - | - | - | - | - | - | 1 001 | Fall 2004 |
| - | - | 1 | - | - | - | - | 494 | Fall 2005 |
| - | - | - | - | - | - | - | 382 | Fall 2006 |
| | | | | | | | | Mechanical |
| - | - | 2 | - | - | - | - | 1 833 | Fall 2002 |
| - | - | 5 | - | 2 | - | - | 2 239 | Fall 2003 |
| - | - | 9 | - | - | 1 | - | 2 291 | Fall 2004 |
| - | - | 7 | - | - | - | - | 2 433 | Fall 2005 |
| - | - | 11 | - | 7 | 1 | - | 2 301 | Fall 2006 |
| | | | | | | | | TOTAL SCHULICH SCHOOL OF ENGINEERING |
| - | - | 29 | - | 178 | 3 | - | 9 889 | Fall 2002 |
| - | - | 53 | - | 196 | 1 | - | 9 815 | Fall 2003 |
| - | 1 | 57 | - | 95 | 4 | - | 9 806 | Fall 2004 |
| - | 1 | 52 | - | 44 | 1 | - | 9 386 | Fall 2005 |
| - | - | 65 | - | 36 | 4 | - | 9 559 | Fall 2006 |

COURSE ENROLEES
TEACHING DEPARTMENT VS FACULTY OF STUDENT REGISTRATION (Continued)

| | FACULTY OF STUDENT REGISTRATION | | | | | | | | |
|--------------------------|---------------------------------|----|-------|----|----|-----|-------|-----|-----|
| | CC | ED | EN | EV | FA | GS | HA | HU | KN |
| SCIENCE | | | | | | | | | |
| Biological Sciences | | | | | | | | | |
| Fall 2002 | 385 | 6 | 2 | - | 3 | 121 | 24 | 59 | 259 |
| Fall 2003 (b) | 237 | 6 | 5 | - | 6 | 98 | 41 | 57 | 269 |
| Fall 2004 (b) | 168 | 15 | 5 | - | 9 | 104 | 46 | 82 | 201 |
| Fall 2005 (b) | 185 | 8 | 9 | 1 | 12 | 114 | 59 | 77 | 228 |
| Fall 2006 (b) | 125 | 6 | 2 | - | 11 | 116 | 75 | 66 | 228 |
| Chemistry | | | | | | | | | |
| Fall 2002 | 245 | 1 | 328 | - | 5 | 34 | 12 | 12 | 103 |
| Fall 2003 | 128 | - | 336 | - | 4 | 46 | 15 | 19 | 89 |
| Fall 2004 | 118 | - | 321 | - | - | 48 | 13 | 33 | 103 |
| Fall 2005 | 120 | - | 369 | - | 2 | 58 | 18 | 28 | 94 |
| Fall 2006 | 103 | - | 407 | - | 3 | 48 | 15 | 16 | 102 |
| Computer Science | | | | | | | | | |
| Fall 2002 | 517 | - | 176 | 4 | 18 | 152 | 219 | 38 | 37 |
| Fall 2003 | 331 | - | 167 | 1 | 8 | 129 | 210 | 38 | 30 |
| Fall 2004 | 199 | 1 | 214 | - | 11 | 120 | 196 | 58 | 14 |
| Fall 2005 (b) | 184 | - | 109 | - | 3 | 96 | 209 | 55 | 16 |
| Fall 2006 (b) | 232 | - | 109 | - | 6 | 83 | 281 | 50 | 26 |
| Environmental Science | | | | | | | | | |
| Fall 2002 | 4 | - | - | - | - | - | - | - | - |
| Fall 2003 | - | - | - | - | - | - | - | - | - |
| Fall 2004 | 12 | - | - | - | - | 1 | 1 | 2 | - |
| Fall 2005 | - | - | - | - | - | - | - | - | - |
| Fall 2006 | - | - | - | - | - | - | - | 1 | - |
| Geology & Geophysics | | | | | | | | | |
| Fall 2002 | 248 | 1 | 84 | 1 | 6 | 83 | 63 | 38 | 32 |
| Fall 2003 | 137 | - | 149 | - | 6 | 67 | 84 | 43 | 34 |
| Fall 2004 | 116 | - | 167 | - | 6 | 64 | 108 | 50 | 36 |
| Fall 2005 | 127 | - | 170 | - | 8 | 85 | 164 | 84 | 41 |
| Fall 2006 | 143 | - | 171 | - | 12 | 95 | 225 | 61 | 44 |
| Mathematics & Statistics | | | | | | | | | |
| Fall 2002 | 693 | - | 1 472 | - | 9 | 60 | 832 | 51 | 87 |
| Fall 2003 | 374 | 2 | 1 475 | - | 7 | 54 | 837 | 52 | 99 |
| Fall 2004 | 303 | 2 | 1 441 | - | 11 | 74 | 895 | 75 | 102 |
| Fall 2005 | 247 | 1 | 1 570 | - | 4 | 89 | 943 | 52 | 84 |
| Fall 2006 | 221 | 4 | 1 735 | - | 9 | 88 | 1 163 | 63 | 65 |
| Natural Sciences | | | | | | | | | |
| Fall 2005 | 4 | - | - | - | - | - | - | 2 | - |
| Fall 2006 | 4 | - | - | - | - | - | 1 | 2 | - |
| Physics & Astronomy | | | | | | | | | |
| Fall 2002 | 261 | 1 | 4 | - | 5 | 35 | 35 | 55 | 33 |
| Fall 2003 (b) | 119 | 1 | 389 | - | 5 | 52 | 96 | 35 | 22 |
| Fall 2004 | 136 | 2 | 415 | - | 5 | 53 | 76 | 54 | 31 |
| Fall 2005 (b) | 125 | - | 405 | - | 9 | 68 | 80 | 52 | 32 |
| Fall 2006 (b) | 88 | - | 380 | - | 12 | 71 | 78 | 50 | 58 |
| TOTAL SCIENCE | | | | | | | | | |
| Fall 2002 | 2 352 | 9 | 2 066 | 5 | 46 | 484 | 1 185 | 253 | 551 |
| Fall 2003 | 1 325 | 9 | 2 521 | 1 | 36 | 445 | 1 283 | 244 | 543 |
| Fall 2004 | 1 052 | 20 | 2 563 | - | 42 | 464 | 1 335 | 354 | 487 |
| Fall 2005 | 992 | 9 | 2 632 | 1 | 38 | 509 | 1 473 | 350 | 495 |
| Fall 2006 | 916 | 10 | 2 804 | - | 53 | 500 | 1 838 | 309 | 523 |
| SOCIAL SCIENCES | | | | | | | | | |
| Social Sciences (d) | | | | | | | | | |
| Fall 2002 | 18 | - | - | - | - | - | 13 | 10 | - |
| Fall 2003 | 7 | - | - | - | - | - | 27 | 4 | 4 |
| Fall 2004 | 13 | - | - | - | 1 | 8 | - | 4 | - |
| Fall 2005 | 20 | - | 1 | 1 | - | - | 7 | 5 | - |
| Fall 2006 | 38 | - | 2 | - | 2 | 8 | 8 | 10 | - |
| Anthropology | | | | | | | | | |
| Fall 2002 | 366 | - | 9 | - | 18 | 37 | 40 | 97 | 32 |
| Fall 2003 (b) | 274 | 1 | 6 | 1 | 13 | 30 | 42 | 98 | 32 |
| Fall 2004 (b) | 385 | 4 | 13 | 1 | 26 | 17 | 74 | 168 | 50 |
| Fall 2005 (b) | 240 | 1 | 32 | 1 | 9 | 22 | 73 | 152 | 29 |
| Fall 2006 (b) | 286 | 2 | 50 | - | 23 | 18 | 123 | 178 | 52 |

COURSE ENROLEES
TEACHING DEPARTMENT VS FACULTY OF STUDENT REGISTRATION (Continued)

| FACULTY OF STUDENT REGISTRATION | | | | | | | | DEPARTMENT |
|---------------------------------|-----|-----|-----|--------|-------|----|--------|--------------------------|
| LA | MD | ND | NU | SC | SS | SW | TOTAL | |
| | | | | | | | | SCIENCE |
| | | | | | | | | Biological Sciences |
| - | 1 | 37 | 203 | 2 616 | 262 | - | 3 978 | Fall 2002 |
| - | 58 | 30 | 186 | 2 831 | 303 | - | 4 127 | Fall 2003 (b) |
| - | 64 | 24 | 194 | 2 389 | 335 | - | 3 636 | Fall 2004 (b) |
| - | 97 | 36 | 191 | 2 667 | 348 | - | 4 032 | Fall 2005 (b) |
| - | 128 | 39 | 219 | 2 814 | 333 | - | 4 162 | Fall 2006 (b) |
| | | | | | | | | Chemistry |
| - | - | 51 | 4 | 1 647 | 67 | 1 | 2 510 | Fall 2002 |
| - | 46 | 37 | 3 | 1 856 | 123 | - | 2 702 | Fall 2003 |
| - | 110 | 62 | 8 | 1 581 | 103 | - | 2 500 | Fall 2004 |
| - | 89 | 24 | 3 | 1 769 | 120 | - | 2 694 | Fall 2005 |
| - | 104 | 60 | 3 | 1 860 | 118 | - | 2 839 | Fall 2006 |
| | | | | | | | | Computer Science |
| - | - | 98 | 3 | 2 127 | 150 | - | 3 538 | Fall 2002 |
| - | 14 | 96 | - | 2 115 | 223 | - | 3 361 | Fall 2003 |
| - | 20 | 67 | - | 1 700 | 152 | - | 2 752 | Fall 2004 |
| - | 37 | 52 | 1 | 1 420 | 144 | - | 2 326 | Fall 2005 (b) |
| - | 40 | 114 | 2 | 1 186 | 144 | - | 2 273 | Fall 2006 (b) |
| | | | | | | | | Environmental Science |
| - | - | 2 | - | 107 | 5 | - | 118 | Fall 2002 |
| - | - | 1 | - | 93 | 8 | - | 102 | Fall 2003 |
| - | - | 1 | - | 104 | 11 | - | 132 | Fall 2004 |
| - | - | - | - | 98 | 2 | - | 100 | Fall 2005 |
| - | - | - | - | 98 | 4 | - | 103 | Fall 2006 |
| | | | | | | | | Geology & Geophysics |
| - | - | 28 | 2 | 799 | 208 | - | 1 592 | Fall 2002 |
| - | - | 18 | 3 | 943 | 253 | - | 1 735 | Fall 2003 |
| - | 1 | 26 | - | 1 075 | 269 | - | 1 918 | Fall 2004 |
| - | 1 | 40 | 5 | 1 270 | 315 | - | 2 310 | Fall 2005 |
| - | 8 | 74 | 16 | 1 439 | 308 | - | 2 595 | Fall 2006 |
| | | | | | | | | Mathematics & Statistics |
| - | - | 85 | 18 | 2 312 | 288 | - | 5 905 | Fall 2002 |
| - | 38 | 93 | 14 | 2 633 | 446 | - | 6 124 | Fall 2003 |
| - | 45 | 133 | 7 | 2 589 | 444 | - | 6 120 | Fall 2004 |
| - | 59 | 79 | 2 | 2 560 | 367 | - | 6 057 | Fall 2005 |
| - | 86 | 152 | 4 | 2 622 | 353 | - | 6 563 | Fall 2006 |
| | | | | | | | | Natural Sciences |
| - | - | - | - | 75 | 7 | - | 88 | Fall 2005 |
| - | - | 4 | - | 89 | 4 | - | 104 | Fall 2006 |
| | | | | | | | | Physics & Astronomy |
| - | - | 29 | 7 | 1 128 | 122 | - | 1 715 | Fall 2002 |
| - | 26 | 21 | 8 | 1 221 | 211 | - | 2 206 | Fall 2003 (b) |
| - | 56 | 26 | 1 | 1 063 | 164 | - | 2 082 | Fall 2004 |
| - | 29 | 27 | 15 | 1 192 | 177 | - | 2 211 | Fall 2005 (b) |
| - | 58 | 23 | 3 | 1 159 | 163 | - | 2 143 | Fall 2006 (b) |
| | | | | | | | | TOTAL SCIENCE |
| - | 1 | 330 | 237 | 10 736 | 1 101 | 1 | 19 356 | Fall 2002 |
| - | 182 | 296 | 214 | 11 691 | 1 567 | - | 20 356 | Fall 2003 |
| - | 296 | 339 | 210 | 10 501 | 1 478 | - | 19 140 | Fall 2004 |
| - | 312 | 258 | 217 | 11 051 | 1 480 | - | 19 817 | Fall 2005 |
| - | 424 | 466 | 247 | 11 266 | 1 427 | - | 20 782 | Fall 2006 |
| | | | | | | | | SOCIAL SCIENCES |
| | | | | | | | | Social Sciences (d) |
| - | - | - | - | 7 | 108 | - | 156 | Fall 2002 |
| - | - | 2 | - | 3 | 63 | - | 110 | Fall 2003 |
| - | - | 2 | 1 | 2 | 60 | - | 90 | Fall 2004 |
| - | - | - | - | - | 101 | 6 | 141 | Fall 2005 |
| - | - | 11 | 2 | 4 | 162 | 2 | 247 | Fall 2006 |
| | | | | | | | | Anthropology |
| - | - | 48 | 6 | 263 | 589 | 2 | 1 507 | Fall 2002 |
| - | 1 | 43 | 4 | 299 | 621 | 2 | 1 467 | Fall 2003 (b) |
| - | 14 | 65 | 2 | 474 | 856 | 2 | 2 151 | Fall 2004 (b) |
| - | 27 | 34 | 6 | 374 | 738 | 1 | 1 739 | Fall 2005 (b) |
| - | 59 | 103 | 17 | 497 | 821 | 1 | 2 230 | Fall 2006 (b) |

COURSE ENROLEES
TEACHING DEPARTMENT VS FACULTY OF STUDENT REGISTRATION (Continued)

| | FACULTY OF STUDENT REGISTRATION | | | | | | | | |
|--------------------------------------|---------------------------------|-----|--------|-----|-------|-------|--------|-------|-------|
| | CC | ED | EN | EV | FA | GS | HA | HU | KN |
| SOCIAL SCIENCES (Continued) | | | | | | | | | |
| Archaeology | | | | | | | | | |
| Fall 2002 | 160 | - | 7 | - | 8 | 30 | 21 | 50 | 12 |
| Fall 2003 (b) | 121 | - | 15 | - | 17 | 37 | 25 | 80 | 14 |
| Fall 2004 (b) | 81 | - | 4 | - | 10 | 28 | 24 | 42 | 15 |
| Fall 2005 (b) | 117 | 2 | 27 | - | 15 | 25 | 36 | 74 | 9 |
| Fall 2006 (b) | 98 | 1 | 17 | - | 26 | 27 | 63 | 82 | 16 |
| Economics | | | | | | | | | |
| Fall 2002 | 730 | - | 351 | - | 13 | 147 | 589 | 65 | 26 |
| Fall 2003 (b) | 511 | - | 231 | - | 18 | 79 | 557 | 85 | 22 |
| Fall 2004 (b) | 391 | 2 | 225 | 1 | 5 | 77 | 632 | 102 | 24 |
| Fall 2005 (b) | 364 | 1 | 355 | - | 6 | 71 | 664 | 96 | 27 |
| Fall 2006 (b) | 320 | - | 411 | - | - | 82 | 848 | 72 | 12 |
| Geography | | | | | | | | | |
| Fall 2002 | 613 | - | 24 | 1 | 12 | 131 | 174 | 85 | 71 |
| Fall 2003 | 417 | 1 | 27 | 4 | 11 | 150 | 179 | 118 | 55 |
| Fall 2004 | 330 | 3 | 22 | 3 | 16 | 141 | 229 | 121 | 38 |
| Fall 2005 (b) | 293 | 1 | 19 | 1 | 5 | 156 | 164 | 114 | 28 |
| Fall 2006 (b) | 209 | 3 | 56 | 2 | 2 | 124 | 151 | 88 | 33 |
| History | | | | | | | | | |
| Fall 2002 | 666 | 2 | 20 | - | 50 | 39 | 105 | 219 | 24 |
| Fall 2003 (b) | 631 | 5 | 20 | - | 67 | 58 | 144 | 339 | 15 |
| Fall 2004 (b) | 451 | 2 | 28 | - | 63 | 61 | 138 | 317 | 19 |
| Fall 2005 (b) | 357 | 3 | 37 | - | 58 | 54 | 155 | 390 | 32 |
| Fall 2006 (b) | 423 | 6 | 27 | - | 59 | 41 | 195 | 305 | 26 |
| Linguistics | | | | | | | | | |
| Fall 2002 | 104 | 5 | 4 | - | 6 | 20 | 10 | 31 | 3 |
| Fall 2003 | 85 | 4 | 2 | - | 4 | 17 | 10 | 64 | 2 |
| Fall 2004 | 67 | 4 | 4 | - | 6 | 22 | 10 | 76 | 6 |
| Fall 2005 | 50 | 1 | 7 | - | 6 | 16 | 14 | 60 | 1 |
| Fall 2006 | 70 | 3 | 11 | - | 10 | 13 | 23 | 81 | 5 |
| Political Science | | | | | | | | | |
| Fall 2002 | 462 | - | 14 | - | 12 | 29 | 146 | 142 | 19 |
| Fall 2003 (b) | 399 | - | 9 | 1 | 19 | 30 | 157 | 155 | 10 |
| Fall 2004 (b) | 371 | 2 | 15 | - | 16 | 60 | 165 | 204 | 7 |
| Fall 2005 (b) | 302 | - | 17 | - | 7 | 53 | 137 | 148 | 5 |
| Fall 2006 (b) | 276 | - | 16 | - | 5 | 35 | 164 | 153 | 11 |
| Psychology | | | | | | | | | |
| Fall 2002 | 1 007 | 13 | 48 | - | 68 | 114 | 261 | 151 | 157 |
| Fall 2003 (b) | 694 | 16 | 49 | - | 52 | 119 | 264 | 155 | 159 |
| Fall 2004 (b) | 257 | 3 | 28 | - | 28 | 134 | 198 | 122 | 92 |
| Fall 2005 (b) | 201 | 8 | 68 | - | 19 | 116 | 176 | 67 | 59 |
| Fall 2006 (b) | 175 | 6 | 53 | - | 14 | 125 | 114 | 65 | 68 |
| Sociology | | | | | | | | | |
| Fall 2002 | 891 | 3 | 22 | 1 | 25 | 47 | 228 | 157 | 63 |
| Fall 2003 (b) | 654 | 2 | 13 | - | 37 | 39 | 244 | 151 | 53 |
| Fall 2004 (b) | 508 | 9 | 15 | - | 19 | 50 | 237 | 179 | 56 |
| Fall 2005 (b) | 525 | 13 | 37 | - | 19 | 67 | 319 | 187 | 53 |
| Fall 2006 (b) | 503 | 15 | 23 | - | 31 | 59 | 453 | 204 | 55 |
| TOTAL SOCIAL SCIENCES | | | | | | | | | |
| Fall 2002 (i) | 5 020 | 23 | 499 | 2 | 212 | 605 | 1 587 | 1 007 | 407 |
| Fall 2003 | 3 793 | 29 | 372 | 6 | 238 | 559 | 1 649 | 1 249 | 366 |
| Fall 2004 | 2 854 | 29 | 354 | 5 | 190 | 597 | 1 707 | 1 335 | 307 |
| Fall 2005 | 2 469 | 30 | 600 | 3 | 144 | 580 | 1 745 | 1 293 | 243 |
| Fall 2006 | 2 398 | 36 | 666 | 2 | 172 | 531 | 2 142 | 1 238 | 278 |
| SOCIAL WORK | | | | | | | | | |
| Fall 2002 | 13 | 3 | - | - | 1 | 284 | 1 | 4 | 3 |
| Fall 2003 | 23 | 21 | - | - | 1 | 416 | - | 6 | 1 |
| Fall 2004 | 8 | 14 | - | - | - | 380 | 1 | 3 | - |
| Fall 2005 | 11 | 4 | - | - | 2 | 390 | - | 12 | - |
| Fall 2006 | 3 | 4 | - | - | 2 | 455 | 1 | 2 | - |
| TOTAL (DAY & EVENING) (j) | | | | | | | | | |
| Fall 2002 | 13 339 | 89 | 11 753 | 751 | 2 904 | 4 759 | 8 771 | 3 947 | 2 734 |
| Fall 2003 | 9 845 | 101 | 11 971 | 806 | 2 783 | 4 822 | 8 757 | 4 438 | 2 552 |
| Fall 2004 | 8 090 | 136 | 12 002 | 855 | 2 480 | 4 747 | 8 674 | 5 185 | 2 473 |
| Fall 2005 | 7 578 | 114 | 11 923 | 878 | 2 199 | 4 686 | 9 172 | 4 795 | 2 435 |
| Fall 2006 | 7 083 | 132 | 12 397 | 798 | 2 190 | 4 534 | 10 549 | 4 636 | 2 404 |

(i) The total for 2002 includes course data for the Centre for Military and Strategic Studies. Beginning in 2003, course data is included in departmental data.

(j) Includes courses which are not assignable to any faculty. In 2002, includes courses offered by the Centre for Military and Strategic Studies.

COURSE ENROLEES

TEACHING DEPARTMENT VS FACULTY OF STUDENT REGISTRATION (Continued)

| FACULTY OF STUDENT REGISTRATION | | | | | | | | DEPARTMENT |
|---------------------------------|-------|-------|-------|--------|--------|-------|--------|-----------------------------|
| LA | MD | ND | NU | SC | SS | SW | TOTAL | |
| | | | | | | | | SOCIAL SCIENCES (Continued) |
| | | | | | | | | Archaeology |
| - | - | 24 | 6 | 124 | 541 | - | 983 | Fall 2002 |
| - | - | 29 | 4 | 172 | 680 | - | 1 194 | Fall 2003 (b) |
| - | 1 | 34 | 1 | 135 | 557 | - | 932 | Fall 2004 (b) |
| - | 6 | 20 | - | 201 | 597 | 1 | 1 130 | Fall 2005 (b) |
| - | 4 | 41 | 2 | 190 | 501 | - | 1 068 | Fall 2006 (b) |
| | | | | | | | | Economics |
| - | 5 | 156 | 1 | 572 | 1 562 | - | 4 217 | Fall 2002 |
| - | 1 | 111 | - | 676 | 1 981 | - | 4 272 | Fall 2003 (b) |
| - | 2 | 121 | - | 645 | 1 884 | - | 4 111 | Fall 2004 (b) |
| - | 13 | 88 | - | 540 | 1 445 | - | 3 670 | Fall 2005 (b) |
| - | 17 | 138 | 1 | 457 | 1 323 | - | 3 681 | Fall 2006 (b) |
| | | | | | | | | Geography |
| - | - | 72 | 3 | 333 | 1 080 | - | 2 599 | Fall 2002 |
| - | 1 | 43 | 3 | 402 | 1 241 | - | 2 652 | Fall 2003 |
| - | 2 | 51 | - | 442 | 1 182 | - | 2 580 | Fall 2004 |
| - | 4 | 39 | 4 | 474 | 1 281 | - | 2 583 | Fall 2005 (b) |
| - | 4 | 67 | - | 372 | 1 010 | - | 2 121 | Fall 2006 (b) |
| | | | | | | | | History |
| - | - | 56 | 9 | 170 | 1 147 | - | 2 507 | Fall 2002 |
| - | - | 50 | 4 | 202 | 1 425 | 1 | 2 961 | Fall 2003 (b) |
| - | 2 | 74 | 8 | 198 | 1 315 | 3 | 2 679 | Fall 2004 (b) |
| - | 2 | 71 | 2 | 192 | 1 232 | 5 | 2 590 | Fall 2005 (b) |
| - | 5 | 57 | 7 | 149 | 1 108 | 5 | 2 413 | Fall 2006 (b) |
| | | | | | | | | Linguistics |
| - | - | 13 | - | 40 | 219 | - | 455 | Fall 2002 |
| - | - | 11 | - | 54 | 284 | 1 | 538 | Fall 2003 |
| - | - | 11 | - | 61 | 295 | - | 562 | Fall 2004 |
| - | 1 | 8 | - | 52 | 246 | - | 462 | Fall 2005 |
| - | - | 17 | 1 | 60 | 213 | - | 507 | Fall 2006 |
| | | | | | | | | Political Science |
| - | - | 86 | - | 104 | 1 245 | - | 2 259 | Fall 2002 |
| - | - | 61 | 1 | 129 | 1 612 | 1 | 2 584 | Fall 2003 (b) |
| - | 3 | 67 | 2 | 120 | 1 737 | 4 | 2 773 | Fall 2004 (b) |
| - | 11 | 51 | 2 | 96 | 1 538 | - | 2 367 | Fall 2005 (b) |
| 1 | 13 | 82 | 1 | 89 | 1 425 | 1 | 2 272 | Fall 2006 (b) |
| | | | | | | | | Psychology |
| - | - | 75 | 39 | 796 | 2 271 | - | 5 000 | Fall 2002 |
| - | 5 | 94 | 70 | 710 | 2 140 | 12 | 4 539 | Fall 2003 (b) |
| - | 12 | 42 | 27 | 428 | 1 530 | - | 2 901 | Fall 2004 (b) |
| - | 26 | 19 | 40 | 410 | 1 254 | - | 2 463 | Fall 2005 (b) |
| - | 37 | 39 | 19 | 290 | 1 187 | 5 | 2 197 | Fall 2006 (b) |
| | | | | | | | | Sociology |
| - | - | 98 | 10 | 252 | 1 408 | 7 | 3 212 | Fall 2002 |
| - | 4 | 49 | 28 | 340 | 1 539 | 12 | 3 165 | Fall 2003 (b) |
| - | 5 | 62 | 20 | 312 | 1 529 | 22 | 3 023 | Fall 2004 (b) |
| - | 10 | 66 | 14 | 384 | 1 654 | 27 | 3 374 | Fall 2005 (b) |
| - | 23 | 116 | 31 | 473 | 1 711 | 30 | 3 727 | Fall 2006 (b) |
| | | | | | | | | TOTAL SOCIAL SCIENCES |
| - | 5 | 628 | 74 | 2 661 | 10 170 | 9 | 22 909 | Fall 2002 (i) |
| - | 12 | 493 | 114 | 2 987 | 11 586 | 29 | 23 482 | Fall 2003 |
| - | 41 | 529 | 61 | 2 817 | 10 945 | 31 | 21 801 | Fall 2004 |
| - | 100 | 396 | 68 | 2 723 | 10 086 | 40 | 20 518 | Fall 2005 |
| 1 | 162 | 671 | 81 | 2 581 | 9 461 | 44 | 20 462 | Fall 2006 |
| | | | | | | | | SOCIAL WORK |
| - | - | 137 | 19 | - | 21 | 1 419 | 1 905 | Fall 2002 |
| - | - | 163 | 18 | 2 | 37 | 1 530 | 2 218 | Fall 2003 |
| - | - | 86 | 15 | 8 | 32 | 1 376 | 1 923 | Fall 2004 |
| - | - | 17 | 7 | 1 | 17 | 1 202 | 1 663 | Fall 2005 |
| - | 1 | 21 | 18 | 2 | - | 1 082 | 1 591 | Fall 2006 |
| | | | | | | | | TOTAL (DAY & EVENING) (j) |
| 1 225 | 42 | 1 524 | 2 794 | 15 420 | 14 129 | 1 435 | 85 615 | Fall 2002 |
| 1 208 | 333 | 1 331 | 3 039 | 16 805 | 16 275 | 1 577 | 86 642 | Fall 2003 |
| 1 277 | 694 | 1 376 | 2 643 | 15 441 | 15 722 | 1 432 | 83 226 | Fall 2004 |
| 1 201 | 928 | 1 035 | 2 642 | 15 779 | 14 686 | 1 281 | 81 328 | Fall 2005 |
| 1 249 | 1 313 | 1 644 | 2 639 | 15 886 | 13 698 | 1 156 | 82 306 | Fall 2006 |

COURSES AND COURSE ENROLEES BY DEPARTMENT AND LEVEL (a)

| | COURSES | | | | COURSE ENROLEES | | | |
|------------------------------------|---------|--------|----------|-------|-----------------|--------|----------|-------|
| | JUNIOR | SENIOR | GRADUATE | TOTAL | JUNIOR | SENIOR | GRADUATE | TOTAL |
| COMMUNICATION & CULTURE | | | | | | | | |
| Fall 2002 | 10.0 | 57.3 | 10.0 | 77.3 | 1 268 | 3 045 | 68 | 4 381 |
| Fall 2003 | 9.0 | 53.8 | 16.0 | 78.8 | 1 033 | 2 910 | 80 | 4 023 |
| Fall 2004 (b) | 10.0 | 53.8 | 13.0 | 76.8 | 1 084 | 3 224 | 67 | 4 375 |
| Fall 2005 (b) | 10.0 | 55.8 | 23.0 | 88.8 | 1 169 | 3 213 | 77 | 4 459 |
| Fall 2006 (b) | 8.0 | 47.8 | 18.5 | 74.3 | 955 | 2 765 | 82 | 3 801 |
| CONTINUING EDUCATION (c) | | | | | | | | |
| Fall 2002 | - | - | 8.0 | 8.0 | - | - | 143 | 143 |
| Fall 2003 | - | - | 7.0 | 7.0 | - | - | 133 | 133 |
| ENVIRONMENTAL DESIGN | | | | | | | | |
| Fall 2002 | - | 11.5 | 59.0 | 70.5 | - | 156 | 673 | 828 |
| Fall 2003 | - | 10.0 | 53.0 | 63.0 | - | 139 | 731 | 870 |
| Fall 2004 | - | 11.0 | 71.0 | 82.0 | - | 142 | 799 | 941 |
| Fall 2005 | - | 10.0 | 70.0 | 80.0 | - | 149 | 783 | 932 |
| Fall 2006 | - | 11.0 | 59.5 | 70.5 | - | 215 | 692 | 907 |
| FINE ARTS | | | | | | | | |
| Fine Arts (d) | | | | | | | | |
| Fall 2002 | - | - | 1.0 | 1.0 | - | - | 2 | 2 |
| Fall 2003 | 1.0 | - | - | 1.0 | 55 | - | - | 55 |
| Fall 2004 | 1.0 | 2.0 | - | 3.0 | 59 | 36 | - | 95 |
| Fall 2005 | 1.0 | 2.0 | - | 3.0 | 41 | 28 | - | 69 |
| Fall 2006 | 1.0 | 2.0 | - | 3.0 | 34 | 23 | - | 57 |
| Art | | | | | | | | |
| Fall 2002 | 6.0 | 35.0 | 12.0 | 53.0 | 795 | 721 | 30 | 1 546 |
| Fall 2003 (b) | 6.0 | 39.0 | 14.0 | 59.0 | 727 | 661 | 32 | 1 420 |
| Fall 2004 (b) | 6.0 | 36.0 | 7.0 | 49.0 | 654 | 575 | 17 | 1 246 |
| Fall 2005 (b) | 5.0 | 32.0 | 7.0 | 44.0 | 521 | 449 | 15 | 985 |
| Fall 2006 (b) | 4.0 | 39.0 | 5.0 | 48.0 | 529 | 554 | 21 | 1 104 |
| Dance | | | | | | | | |
| Fall 2002 | 6.0 | 16.0 | - | 22.0 | 155 | 109 | - | 264 |
| Fall 2003 | 3.0 | 17.0 | - | 20.0 | 97 | 172 | - | 269 |
| Fall 2004 | 4.0 | 15.5 | - | 19.5 | 115 | 205 | - | 320 |
| Fall 2005 | 3.0 | 17.5 | 3.0 | 23.5 | 85 | 156 | 23 | 264 |
| Fall 2006 | 5.0 | 18.0 | 2.0 | 25.0 | 131 | 155 | 11 | 297 |
| Drama | | | | | | | | |
| Fall 2002 | 3.0 | 31.5 | 8.5 | 43.0 | 242 | 353 | 19 | 613 |
| Fall 2003 (b) | 3.0 | 28.0 | 7.0 | 38.0 | 224 | 341 | 14 | 579 |
| Fall 2004 (b) | 3.0 | 29.0 | 6.5 | 38.5 | 172 | 340 | 10 | 521 |
| Fall 2005 (b) | 3.0 | 32.5 | 13.0 | 48.5 | 173 | 316 | 24 | 513 |
| Fall 2006 (b) | 3.0 | 33.0 | 15.0 | 51.0 | 148 | 249 | 19 | 416 |
| Music | | | | | | | | |
| Fall 2002 | 13.0 | 44.5 | 12.5 | 70.0 | 348 | 558 | 26 | 931 |
| Fall 2003 (b) | 12.5 | 50.0 | 16.0 | 78.5 | 247 | 542 | 44 | 833 |
| Fall 2004 (b) | 12.0 | 41.5 | 14.5 | 68.0 | 309 | 389 | 44 | 741 |
| Fall 2005 (b) | 11.5 | 43.0 | 14.5 | 69.0 | 196 | 549 | 43 | 787 |
| Fall 2006 (b) | 10.5 | 36.5 | 16.0 | 63.0 | 179 | 518 | 38 | 735 |
| TOTAL FINE ARTS | | | | | | | | |
| Fall 2002 | 28.0 | 127.0 | 34.0 | 189.0 | 1 540 | 1 740 | 76 | 3 356 |
| Fall 2003 | 25.5 | 134.0 | 37.0 | 196.5 | 1 350 | 1 716 | 90 | 3 155 |
| Fall 2004 | 26.0 | 124.0 | 28.0 | 178.0 | 1 309 | 1 544 | 70 | 2 922 |
| Fall 2005 | 23.5 | 127.0 | 37.5 | 188.0 | 1 016 | 1 497 | 104 | 2 617 |
| Fall 2006 | 23.5 | 128.5 | 38.0 | 190.0 | 1 021 | 1 499 | 89 | 2 609 |
| HASKAYNE SCHOOL OF BUSINESS | | | | | | | | |
| Fall 2002 | 2.0 | 85.5 | 43.0 | 130.5 | 516 | 5 861 | 1 638 | 8 015 |
| Fall 2003 | 2.0 | 74.0 | 51.0 | 127.0 | 501 | 5 403 | 1 651 | 7 555 |
| Fall 2004 | 1.0 | 84.0 | 61.5 | 146.5 | 441 | 4 923 | 1 675 | 7 039 |
| Fall 2005 | 2.0 | 80.0 | 44.2 | 126.2 | 501 | 5 151 | 1 452 | 7 103 |
| Fall 2006 | 2.0 | 94.0 | 38.5 | 134.5 | 338 | 5 507 | 1 190 | 7 035 |

(a) In Fall 1997, the Faculty of Education introduced the Master of Teaching Program. The Faculty of Education is no longer included due to the impact the EDTP courses offered under the program have on the reporting of course statistics.

(b) Excludes Red Deer College course statistics except when a University of Calgary faculty member is on-site.

(c) As of Fall 2004, the Masters of Continuing Education Program is included in the Faculty of Education.

(d) Includes course data for the faculty which are not assignable to any specific department.

COURSES AND COURSE ENROLEES
BY DEPARTMENT AND LEVEL (Continued)

| | COURSES | | | | COURSE ENROLEES | | | |
|---------------------------------------|---------|--------|----------|-------|-----------------|--------|----------|-------|
| | JUNIOR | SENIOR | GRADUATE | TOTAL | JUNIOR | SENIOR | GRADUATE | TOTAL |
| HUMANITIES | | | | | | | | |
| Humanities (d) | | | | | | | | |
| Fall 2002 | 3.0 | 4.0 | - | 7.0 | 135 | 100 | - | 235 |
| Fall 2003 (b) | 2.0 | 2.0 | - | 4.0 | 103 | 42 | - | 145 |
| Fall 2004 | 2.0 | 2.0 | - | 4.0 | 129 | 66 | - | 195 |
| Fall 2005 | 2.0 | 2.0 | - | 4.0 | 98 | 69 | - | 167 |
| Fall 2006 | 1.0 | 1.0 | 2.0 | 4.0 | 75 | 35 | 14 | 124 |
| English | | | | | | | | |
| Fall 2002 | 8.0 | 41.0 | 10.0 | 59.0 | 1 399 | 1 467 | 55 | 2 921 |
| Fall 2003 (b) | 7.0 | 33.0 | 8.0 | 48.0 | 1 167 | 1 447 | 61 | 2 675 |
| Fall 2004 (b) | 6.0 | 39.0 | 13.0 | 58.0 | 1 196 | 1 670 | 66 | 2 932 |
| Fall 2005 (b) | 6.0 | 34.5 | 13.0 | 53.5 | 1 228 | 1 306 | 74 | 2 608 |
| Fall 2006 (b) | 8.2 | 40.0 | 10.0 | 58.2 | 1 679 | 1 418 | 81 | 3 178 |
| French, Italian & Spanish | | | | | | | | |
| Fall 2002 | 9.0 | 24.5 | 3.0 | 36.5 | 798 | 660 | 11 | 1 469 |
| Fall 2003 (b) | 9.0 | 26.5 | 6.0 | 41.5 | 831 | 721 | 10 | 1 562 |
| Fall 2004 (b) | 9.0 | 27.0 | 7.0 | 43.0 | 791 | 576 | 13 | 1 380 |
| Fall 2005 (b) | 6.0 | 24.0 | 7.0 | 37.0 | 729 | 583 | 18 | 1 330 |
| Fall 2006 (b) | 6.0 | 22.0 | 8.0 | 36.0 | 758 | 553 | 16 | 1 327 |
| Germanic, Slavic & East Asian Studies | | | | | | | | |
| Fall 2002 | 5.0 | 21.0 | - | 26.0 | 348 | 358 | - | 706 |
| Fall 2003 | 6.0 | 25.0 | 2.0 | 33.0 | 405 | 384 | 2 | 791 |
| Fall 2004 | 7.0 | 22.5 | 1.0 | 30.5 | 399 | 443 | 3 | 845 |
| Fall 2005 | 7.0 | 25.5 | 3.0 | 35.5 | 374 | 490 | 9 | 873 |
| Fall 2006 | 6.0 | 22.0 | 1.0 | 29.0 | 425 | 369 | 3 | 797 |
| Greek & Roman Studies | | | | | | | | |
| Fall 2002 | 6.0 | 18.0 | 6.5 | 30.5 | 491 | 267 | 12 | 770 |
| Fall 2003 (b) | 5.0 | 15.5 | 4.5 | 25.0 | 554 | 250 | 14 | 817 |
| Fall 2004 (b) | 4.0 | 17.0 | 6.0 | 27.0 | 488 | 389 | 16 | 893 |
| Fall 2005 (b) | 4.0 | 14.0 | 3.0 | 21.0 | 507 | 324 | 8 | 839 |
| Fall 2006 (b) | 5.0 | 16.0 | 5.0 | 26.0 | 497 | 361 | 23 | 881 |
| Philosophy | | | | | | | | |
| Fall 2002 | 5.0 | 26.0 | 6.0 | 37.0 | 852 | 609 | 20 | 1 481 |
| Fall 2003 (b) | 4.0 | 18.0 | 7.0 | 29.0 | 772 | 618 | 34 | 1 424 |
| Fall 2004 (b) | 4.0 | 25.0 | 7.0 | 36.0 | 737 | 739 | 42 | 1 518 |
| Fall 2005 (b) | 4.0 | 21.0 | 9.0 | 34.0 | 834 | 544 | 27 | 1 405 |
| Fall 2006 (b) | 4.0 | 31.0 | 7.0 | 42.0 | 932 | 804 | 20 | 1 756 |
| Religious Studies | | | | | | | | |
| Fall 2002 | 5.0 | 23.5 | 5.0 | 33.5 | 715 | 470 | 19 | 1 204 |
| Fall 2003 (b) | 7.0 | 19.5 | 4.0 | 30.5 | 741 | 430 | 7 | 1 178 |
| Fall 2004 | 6.0 | 22.0 | 8.0 | 36.0 | 778 | 431 | 25 | 1 234 |
| Fall 2005 | 4.0 | 20.0 | 7.0 | 31.0 | 747 | 397 | 31 | 1 175 |
| Fall 2006 | 7.0 | 20.5 | 8.0 | 35.5 | 660 | 431 | 28 | 1 119 |
| TOTAL HUMANITIES | | | | | | | | |
| Fall 2002 | 41.0 | 158.0 | 30.5 | 229.5 | 4 738 | 3 931 | 117 | 8 786 |
| Fall 2003 | 40.0 | 139.5 | 31.5 | 211.0 | 4 573 | 3 891 | 128 | 8 592 |
| Fall 2004 | 38.0 | 154.5 | 42.0 | 234.5 | 4 518 | 4 314 | 165 | 8 997 |
| Fall 2005 | 33.0 | 141.0 | 42.0 | 216.0 | 4 517 | 3 713 | 167 | 8 397 |
| Fall 2006 | 37.2 | 152.5 | 41.0 | 230.7 | 5 026 | 3 971 | 185 | 9 182 |
| KINESIOLOGY | | | | | | | | |
| Fall 2002 | 11.0 | 35.0 | 19.0 | 65.0 | 1 102 | 696 | 55 | 1 853 |
| Fall 2003 | 13.7 | 32.5 | 17.0 | 63.2 | 1 211 | 625 | 37 | 1 873 |
| Fall 2004 | 11.6 | 40.3 | 13.5 | 65.4 | 1 108 | 716 | 37 | 1 861 |
| Fall 2005 | 10.6 | 40.5 | 13.5 | 64.6 | 1 179 | 677 | 48 | 1 903 |
| Fall 2006 | 9.6 | 33.0 | 18.5 | 61.1 | 1 142 | 576 | 40 | 1 758 |
| LAW (e) | | | | | | | | |
| Fall 2002 | - | 20.5 | 14.5 | 35.0 | - | 966 | 277 | 1 243 |
| Fall 2003 | - | 19.5 | 16.5 | 36.0 | - | 919 | 316 | 1 235 |
| Fall 2004 | - | 21.5 | 19.5 | 41.0 | - | 1 019 | 290 | 1 309 |
| Fall 2005 | - | 35.5 | 0.5 | 36.0 | - | 1 224 | 3 | 1 227 |
| Fall 2006 | - | 39.5 | 0.5 | 40.0 | - | 1 274 | 3 | 1 277 |

(e) At the University of Calgary, graduate level courses are numbered 600 and above. However, in the Faculty of Law, 600 level courses are considered to be senior level courses. Beginning in Fall 2005, 600 level Law courses are reported at the senior level.

COURSES AND COURSE ENROLEES
BY DEPARTMENT AND LEVEL (Continued)

| | COURSES | | | | COURSE ENROLEES | | | |
|---|---------|--------|----------|-------|-----------------|--------|----------|-------|
| | JUNIOR | SENIOR | GRADUATE | TOTAL | JUNIOR | SENIOR | GRADUATE | TOTAL |
| MEDICINE (f) | | | | | | | | |
| Fall 2002 | 1.0 | 2.3 | 35.0 | 38.3 | 29 | 34 | 343 | 406 |
| Fall 2003 | 2.0 | 5.0 | 44.3 | 51.3 | 111 | 60 | 360 | 531 |
| Fall 2004 | 2.0 | 7.9 | 35.3 | 45.2 | 157 | 230 | 364 | 751 |
| Fall 2005 | 2.0 | 12.3 | 39.3 | 53.6 | 147 | 391 | 386 | 924 |
| Fall 2006 | 2.0 | 19.0 | 47.5 | 68.5 | 125 | 489 | 434 | 1 048 |
| NURSING (g) | | | | | | | | |
| Fall 2002 | 6.0 | 34.0 | 18.0 | 58.0 | 703 | 1 679 | 161 | 2 543 |
| Fall 2003 | 6.0 | 33.0 | 18.0 | 57.0 | 711 | 1 898 | 154 | 2 763 |
| Fall 2004 | 6.0 | 28.0 | 17.0 | 51.0 | 658 | 1 573 | 131 | 2 362 |
| Fall 2005 | 6.0 | 26.0 | 14.0 | 46.0 | 693 | 1 567 | 125 | 2 385 |
| Fall 2006 | 6.0 | 24.0 | 14.0 | 44.0 | 725 | 1 447 | 127 | 2 299 |
| SCHULICH SCHOOL OF ENGINEERING (h) | | | | | | | | |
| Engineering (d) | | | | | | | | |
| Fall 2002 | - | 4.0 | - | 4.0 | - | 551 | - | 551 |
| Fall 2003 | - | 3.0 | - | 3.0 | - | 253 | - | 253 |
| Fall 2004 | - | 2.2 | 1.0 | 3.2 | - | 307 | 28 | 335 |
| Fall 2005 | - | 4.0 | 1.5 | 5.5 | - | 330 | 22 | 352 |
| Fall 2006 | 0.4 | 2.2 | 1.0 | 3.6 | 270 | 385 | 24 | 679 |
| Chemical & Petroleum | | | | | | | | |
| Fall 2002 | 1.0 | 15.0 | 16.3 | 32.3 | 281 | 741 | 223 | 1 245 |
| Fall 2003 | 1.0 | 16.0 | 15.3 | 32.3 | 271 | 764 | 315 | 1 350 |
| Fall 2004 | 1.0 | 15.0 | 19.3 | 35.3 | 273 | 669 | 361 | 1 303 |
| Fall 2005 | 1.0 | 15.0 | 22.3 | 38.3 | 306 | 694 | 458 | 1 458 |
| Fall 2006 | 1.0 | 18.0 | 21.6 | 40.6 | 342 | 751 | 297 | 1 390 |
| Civil | | | | | | | | |
| Fall 2002 | 1.0 | 16.5 | 21.0 | 38.5 | 595 | 1 424 | 201 | 2 220 |
| Fall 2003 | 1.0 | 17.8 | 18.0 | 36.8 | 575 | 1 394 | 191 | 2 160 |
| Fall 2004 | 1.0 | 16.6 | 23.5 | 41.1 | 547 | 1 139 | 179 | 1 865 |
| Fall 2005 | 1.0 | 18.3 | 22.8 | 42.1 | 602 | 1 246 | 231 | 2 079 |
| Fall 2006 | 1.0 | 17.0 | 17.9 | 35.9 | 679 | 1 464 | 202 | 2 345 |
| Electrical & Computer | | | | | | | | |
| Fall 2002 | - | 39.0 | 20.5 | 59.5 | - | 2 685 | 366 | 3 051 |
| Fall 2003 | - | 32.0 | 20.5 | 52.5 | - | 2 455 | 288 | 2 743 |
| Fall 2004 | - | 36.0 | 24.0 | 60.0 | - | 2 775 | 238 | 3 013 |
| Fall 2005 | - | 36.5 | 24.5 | 61.0 | - | 2 367 | 204 | 2 571 |
| Fall 2006 | - | 34.0 | 24.0 | 58.0 | - | 2 242 | 221 | 2 463 |
| Geomatics | | | | | | | | |
| Fall 2002 | 1.0 | 11.0 | 7.5 | 19.5 | 532 | 400 | 58 | 990 |
| Fall 2003 | 1.0 | 10.3 | 10.5 | 21.8 | 535 | 491 | 45 | 1 071 |
| Fall 2004 | 1.0 | 10.2 | 7.5 | 18.7 | 530 | 434 | 37 | 1 001 |
| Fall 2005 | - | 9.3 | 7.5 | 16.8 | - | 454 | 40 | 494 |
| Fall 2006 | - | 10.0 | 9.0 | 19.0 | - | 341 | 41 | 382 |
| Mechanical | | | | | | | | |
| Fall 2002 | 1.0 | 24.0 | 18.5 | 43.5 | 546 | 1 195 | 92 | 1 833 |
| Fall 2003 | 1.0 | 24.5 | 21.5 | 47.0 | 555 | 1 587 | 97 | 2 239 |
| Fall 2004 | 1.0 | 25.0 | 20.5 | 46.5 | 547 | 1 589 | 155 | 2 291 |
| Fall 2005 | 1.0 | 24.0 | 19.0 | 44.0 | 579 | 1 700 | 154 | 2 433 |
| Fall 2006 | 0.6 | 22.8 | 21.0 | 44.4 | 406 | 1 698 | 197 | 2 301 |
| TOTAL SCHULICH SCHOOL OF ENGINEERING | | | | | | | | |
| Fall 2002 | 4.0 | 109.5 | 83.8 | 197.3 | 1 954 | 6 996 | 939 | 9 889 |
| Fall 2003 | 4.0 | 103.6 | 85.8 | 193.4 | 1 936 | 6 943 | 936 | 9 815 |
| Fall 2004 | 4.0 | 105.0 | 95.8 | 204.8 | 1 897 | 6 913 | 996 | 9 806 |
| Fall 2005 | 3.0 | 107.1 | 97.6 | 207.7 | 1 487 | 6 791 | 1 108 | 9 386 |
| Fall 2006 | 3.0 | 104.0 | 94.5 | 201.5 | 1 697 | 6 881 | 981 | 9 559 |

(f) Course data associated with the Graduate Science and Health Sciences programs.

(g) The Faculty of Nursing includes the Conjoint Nursing Program up to and including Fall 2003. As of Fall 2004, data excludes Nursing Offsite courses.

(h) Prior to Fall 2005, the Schulich School of Engineering was named the Faculty of Engineering.

COURSES AND COURSE ENROLEES
BY DEPARTMENT AND LEVEL (Continued)

| | COURSES | | | | COURSE ENROLEES | | | |
|--------------------------|---------|--------|----------|-------|-----------------|--------|----------|--------|
| | JUNIOR | SENIOR | GRADUATE | TOTAL | JUNIOR | SENIOR | GRADUATE | TOTAL |
| SCIENCE | | | | | | | | |
| Biological Sciences | | | | | | | | |
| Fall 2002 | 4.0 | 101.0 | 18.0 | 123.0 | 1 497 | 2 370 | 111 | 3 978 |
| Fall 2003 (b) | 4.0 | 87.0 | 14.0 | 105.0 | 1 561 | 2 471 | 95 | 4 127 |
| Fall 2004 (b) | 4.0 | 95.1 | 18.0 | 117.1 | 1 275 | 2 269 | 92 | 3 636 |
| Fall 2005 (b) | 4.0 | 95.0 | 20.0 | 119.0 | 1 466 | 2 456 | 110 | 4 032 |
| Fall 2006 (b) | 4.0 | 97.0 | 25.0 | 126.0 | 1 478 | 2 577 | 107 | 4 162 |
| Chemistry | | | | | | | | |
| Fall 2002 | 2.0 | 16.0 | 12.0 | 30.0 | 1 359 | 1 118 | 33 | 2 510 |
| Fall 2003 | 2.0 | 15.0 | 7.0 | 24.0 | 1 440 | 1 219 | 43 | 2 702 |
| Fall 2004 | 2.0 | 15.0 | 14.0 | 31.0 | 1 225 | 1 225 | 50 | 2 500 |
| Fall 2005 | 2.0 | 15.0 | 8.0 | 25.0 | 1 434 | 1 206 | 54 | 2 694 |
| Fall 2006 | 2.0 | 15.0 | 10.0 | 27.0 | 1 543 | 1 249 | 47 | 2 839 |
| Computer Science | | | | | | | | |
| Fall 2002 | 3.9 | 33.0 | 15.5 | 52.4 | 1 340 | 2 050 | 148 | 3 538 |
| Fall 2003 | 5.0 | 34.0 | 14.2 | 53.2 | 1 289 | 1 941 | 131 | 3 361 |
| Fall 2004 | 5.0 | 35.0 | 19.2 | 59.2 | 1 057 | 1 565 | 130 | 2 752 |
| Fall 2005 (b) | 5.0 | 35.0 | 15.0 | 55.0 | 1 061 | 1 167 | 98 | 2 326 |
| Fall 2006 (b) | 6.0 | 35.0 | 16.0 | 57.0 | 1 248 | 939 | 86 | 2 273 |
| Environmental Science | | | | | | | | |
| Fall 2002 | - | 4.0 | - | 4.0 | - | 118 | - | 118 |
| Fall 2003 | - | 6.0 | - | 6.0 | - | 102 | - | 102 |
| Fall 2004 | - | 7.0 | - | 7.0 | - | 132 | - | 132 |
| Fall 2005 | - | 5.0 | - | 5.0 | - | 100 | - | 100 |
| Fall 2006 | - | 3.0 | - | 3.0 | - | 103 | - | 103 |
| Geology & Geophysics | | | | | | | | |
| Fall 2002 | 2.0 | 27.5 | 15.5 | 45.0 | 557 | 927 | 108 | 1 592 |
| Fall 2003 | 2.0 | 33.0 | 12.5 | 47.5 | 583 | 1 069 | 83 | 1 735 |
| Fall 2004 | 2.0 | 28.0 | 17.0 | 47.0 | 596 | 1 252 | 70 | 1 918 |
| Fall 2005 | 2.0 | 33.1 | 17.6 | 52.7 | 899 | 1 329 | 82 | 2 310 |
| Fall 2006 | 2.0 | 32.2 | 13.9 | 48.1 | 973 | 1 539 | 83 | 2 595 |
| Mathematics & Statistics | | | | | | | | |
| Fall 2002 | 10.0 | 30.0 | 9.5 | 49.5 | 4 446 | 1 400 | 60 | 5 905 |
| Fall 2003 | 10.0 | 26.0 | 6.5 | 42.5 | 4 501 | 1 575 | 48 | 6 124 |
| Fall 2004 | 10.0 | 31.0 | 10.0 | 51.0 | 4 337 | 1 715 | 68 | 6 120 |
| Fall 2005 | 10.0 | 26.0 | 9.9 | 45.9 | 4 301 | 1 672 | 84 | 6 057 |
| Fall 2006 | 10.0 | 31.0 | 9.9 | 50.9 | 4 795 | 1 683 | 85 | 6 563 |
| Natural Sciences | | | | | | | | |
| Fall 2005 | 1.0 | 2.0 | - | 3.0 | 14 | 74 | - | 88 |
| Fall 2006 | 1.0 | 3.0 | - | 4.0 | 11 | 93 | - | 104 |
| Physics & Astronomy | | | | | | | | |
| Fall 2002 | 4.0 | 15.8 | 8.0 | 27.8 | 1 364 | 310 | 41 | 1 715 |
| Fall 2003 (b) | 4.0 | 19.0 | 9.0 | 32.0 | 1 434 | 719 | 53 | 2 206 |
| Fall 2004 | 4.0 | 17.0 | 7.0 | 28.0 | 1 278 | 740 | 64 | 2 082 |
| Fall 2005 (b) | 4.0 | 18.0 | 7.0 | 29.0 | 1 421 | 721 | 69 | 2 211 |
| Fall 2006 (b) | 3.0 | 16.0 | 6.0 | 25.0 | 1 348 | 728 | 67 | 2 143 |
| TOTAL SCIENCE | | | | | | | | |
| Fall 2002 | 25.9 | 227.3 | 78.5 | 331.7 | 10 563 | 8 292 | 501 | 19 356 |
| Fall 2003 | 27.0 | 220.0 | 63.2 | 310.2 | 10 808 | 9 096 | 452 | 20 356 |
| Fall 2004 | 27.0 | 228.1 | 85.2 | 340.3 | 9 768 | 8 898 | 474 | 19 140 |
| Fall 2005 | 28.0 | 229.1 | 77.5 | 334.6 | 10 596 | 8 724 | 496 | 19 817 |
| Fall 2006 | 28.0 | 232.2 | 80.8 | 341.0 | 11 396 | 8 911 | 475 | 20 782 |
| SOCIAL SCIENCES | | | | | | | | |
| Social Sciences (d) | | | | | | | | |
| Fall 2002 | 1.0 | 6.0 | - | 7.0 | 93 | 63 | - | 156 |
| Fall 2003 | 1.0 | 5.0 | - | 6.0 | 57 | 53 | - | 110 |
| Fall 2004 | 1.5 | 6.0 | 1.0 | 8.5 | 31 | 49 | 10 | 90 |
| Fall 2005 | 1.0 | 7.0 | - | 8.0 | 9 | 132 | - | 141 |
| Fall 2006 | 1.5 | 9.0 | 1.0 | 11.5 | 51 | 187 | 9 | 247 |
| Anthropology | | | | | | | | |
| Fall 2002 | 3.0 | 17.5 | 9.0 | 29.5 | 846 | 623 | 38 | 1 507 |
| Fall 2003 (b) | 2.0 | 13.0 | 8.0 | 23.0 | 808 | 627 | 32 | 1 467 |
| Fall 2004 (b) | 2.0 | 12.0 | 7.0 | 21.0 | 1 119 | 1 016 | 16 | 2 151 |
| Fall 2005 (b) | 2.0 | 13.0 | 6.0 | 21.0 | 756 | 962 | 21 | 1 739 |
| Fall 2006 (b) | 2.0 | 13.7 | 5.0 | 20.7 | 1 074 | 1 137 | 19 | 2 230 |

COURSES AND COURSE ENROLEES
BY DEPARTMENT AND LEVEL (Continued)

| | COURSES | | | | COURSE ENROLEES | | | |
|--------------------------------------|---------|--------|----------|--------|-----------------|--------|----------|--------|
| | JUNIOR | SENIOR | GRADUATE | TOTAL | JUNIOR | SENIOR | GRADUATE | TOTAL |
| SOCIAL SCIENCES (Continued) | | | | | | | | |
| Archaeology | | | | | | | | |
| Fall 2002 | 3.0 | 16.0 | 16.0 | 35.0 | 377 | 569 | 37 | 983 |
| Fall 2003 (b) | 3.0 | 17.5 | 11.0 | 31.5 | 457 | 697 | 40 | 1 194 |
| Fall 2004 (b) | 3.0 | 18.5 | 9.0 | 30.5 | 364 | 547 | 21 | 932 |
| Fall 2005 (b) | 3.0 | 21.0 | 11.0 | 35.0 | 432 | 674 | 24 | 1 130 |
| Fall 2006 (b) | 3.0 | 19.0 | 8.0 | 30.0 | 455 | 587 | 26 | 1 068 |
| Economics | | | | | | | | |
| Fall 2002 | 3.0 | 28.7 | 11.0 | 42.7 | 2 136 | 1 941 | 140 | 4 217 |
| Fall 2003 (b) | 3.0 | 31.0 | 8.0 | 42.0 | 2 088 | 2 111 | 73 | 4 272 |
| Fall 2004 (b) | 3.0 | 32.0 | 10.0 | 45.0 | 1 807 | 2 235 | 69 | 4 111 |
| Fall 2005 (b) | 3.0 | 32.0 | 7.0 | 42.0 | 1 683 | 1 919 | 68 | 3 670 |
| Fall 2006 (b) | 3.0 | 27.0 | 9.0 | 39.0 | 1 776 | 1 824 | 81 | 3 681 |
| Geography | | | | | | | | |
| Fall 2002 | 4.0 | 31.5 | 19.0 | 54.5 | 971 | 1 492 | 136 | 2 599 |
| Fall 2003 | 4.0 | 29.0 | 18.0 | 51.0 | 1 081 | 1 418 | 153 | 2 652 |
| Fall 2004 | 4.0 | 25.0 | 18.0 | 47.0 | 1 075 | 1 356 | 149 | 2 580 |
| Fall 2005 (b) | 6.0 | 22.0 | 22.0 | 50.0 | 1 090 | 1 329 | 164 | 2 583 |
| Fall 2006 (b) | 6.0 | 24.0 | 19.0 | 49.0 | 827 | 1 174 | 120 | 2 121 |
| History | | | | | | | | |
| Fall 2002 | 6.0 | 41.0 | 16.0 | 63.0 | 672 | 1 799 | 36 | 2 507 |
| Fall 2003 (b) | 5.0 | 39.0 | 21.0 | 65.0 | 757 | 2 143 | 61 | 2 961 |
| Fall 2004 (b) | 4.0 | 45.0 | 26.8 | 75.8 | 572 | 2 047 | 60 | 2 679 |
| Fall 2005 (b) | 4.0 | 32.0 | 24.0 | 60.0 | 868 | 1 667 | 55 | 2 590 |
| Fall 2006 (b) | 3.0 | 40.0 | 22.0 | 65.0 | 571 | 1 802 | 40 | 2 413 |
| Linguistics | | | | | | | | |
| Fall 2002 | 1.0 | 9.0 | 4.0 | 14.0 | 220 | 220 | 15 | 455 |
| Fall 2003 | 1.0 | 8.0 | 4.5 | 13.5 | 233 | 289 | 16 | 538 |
| Fall 2004 | 1.0 | 11.0 | 4.5 | 16.5 | 255 | 289 | 18 | 562 |
| Fall 2005 | 1.0 | 9.0 | 2.5 | 12.5 | 202 | 244 | 16 | 462 |
| Fall 2006 | 1.0 | 8.0 | 4.5 | 13.5 | 278 | 216 | 13 | 507 |
| Political Science | | | | | | | | |
| Fall 2002 | 5.0 | 33.0 | 13.0 | 51.0 | 630 | 1 602 | 27 | 2 259 |
| Fall 2003 (b) | 4.0 | 34.0 | 10.0 | 48.0 | 772 | 1 778 | 34 | 2 584 |
| Fall 2004 (b) | 5.0 | 34.0 | 19.0 | 58.0 | 686 | 2 021 | 66 | 2 773 |
| Fall 2005 (b) | 4.0 | 26.0 | 13.0 | 43.0 | 794 | 1 515 | 58 | 2 367 |
| Fall 2006 (b) | 3.0 | 28.5 | 10.0 | 41.5 | 686 | 1 540 | 46 | 2 272 |
| Psychology | | | | | | | | |
| Fall 2002 | 2.0 | 46.7 | 26.0 | 74.7 | 1 216 | 3 662 | 122 | 5 000 |
| Fall 2003 (b) | 1.0 | 48.0 | 24.0 | 73.0 | 819 | 3 595 | 125 | 4 539 |
| Fall 2004 (b) | 1.0 | 44.0 | 21.0 | 66.0 | 828 | 1 934 | 139 | 2 901 |
| Fall 2005 (b) | 1.0 | 39.0 | 19.0 | 59.0 | 686 | 1 658 | 119 | 2 463 |
| Fall 2006 (b) | 1.0 | 35.0 | 22.0 | 58.0 | 626 | 1 444 | 127 | 2 197 |
| Sociology | | | | | | | | |
| Fall 2002 | 2.0 | 25.0 | 6.0 | 33.0 | 1 020 | 2 146 | 46 | 3 212 |
| Fall 2003 (b) | 1.0 | 31.0 | 7.0 | 39.0 | 812 | 2 310 | 43 | 3 165 |
| Fall 2004 (b) | 1.0 | 29.0 | 6.0 | 36.0 | 796 | 2 176 | 51 | 3 023 |
| Fall 2005 (b) | 2.0 | 32.0 | 7.0 | 41.0 | 1 020 | 2 284 | 70 | 3 374 |
| Fall 2006 (b) | 2.0 | 29.5 | 9.0 | 40.5 | 1 193 | 2 476 | 58 | 3 727 |
| TOTAL SOCIAL SCIENCES | | | | | | | | |
| Fall 2002 (i) | 30.0 | 254.4 | 123.0 | 407.4 | 8 181 | 14 117 | 611 | 22 909 |
| Fall 2003 | 25.0 | 255.5 | 111.5 | 392.0 | 7 884 | 15 021 | 577 | 23 482 |
| Fall 2004 | 25.5 | 256.5 | 122.3 | 404.3 | 7 533 | 13 670 | 598 | 21 801 |
| Fall 2005 | 27.0 | 233.0 | 111.5 | 371.5 | 7 540 | 12 384 | 595 | 20 518 |
| Fall 2006 | 25.5 | 233.7 | 109.5 | 368.7 | 7 537 | 12 387 | 538 | 20 462 |
| SOCIAL WORK | | | | | | | | |
| Fall 2002 | - | 23.0 | 26.0 | 49.0 | - | 1 610 | 295 | 1 905 |
| Fall 2003 | 1.0 | 29.5 | 26.0 | 56.5 | 69 | 1 714 | 435 | 2 218 |
| Fall 2004 | 1.0 | 30.5 | 25.0 | 56.5 | 72 | 1 451 | 400 | 1 923 |
| Fall 2005 | 1.0 | 31.0 | 21.0 | 53.0 | 68 | 1 185 | 410 | 1 663 |
| Fall 2006 | 1.0 | 27.0 | 19.0 | 47.0 | 13 | 1 107 | 471 | 1 591 |
| TOTAL (DAY & EVENING) (j) | | | | | | | | |
| Fall 2002 | 158.9 | 1147.3 | 583.3 | 1889.5 | 30 594 | 49 123 | 5 898 | 85 615 |
| Fall 2003 | 155.2 | 1111.9 | 577.8 | 1844.9 | 30 187 | 50 376 | 6 079 | 86 642 |
| Fall 2004 | 152.1 | 1145.1 | 629.1 | 1926.3 | 28 544 | 48 617 | 6 065 | 83 226 |
| Fall 2005 | 146.1 | 1128.3 | 591.6 | 1866.0 | 28 912 | 46 665 | 5 751 | 81 328 |
| Fall 2006 | 145.8 | 1146.2 | 579.8 | 1871.8 | 29 975 | 47 027 | 5 305 | 82 306 |

(i) The total for 2002 includes course data for the Centre for Military and Strategic Studies. Beginning in 2003, course data is included in departmental data.

(j) Includes courses which are not assignable to any faculty. In 2002, includes courses offered by the Centre for Military and Strategic Studies.

WEEKLY STUDENT HOURS BY LEVEL AND SECTION TYPE (a)

| | JUNIOR LEVEL | | | | SENIOR LEVEL | | | | GRADUATE LEVEL | | | | TOTAL | | | |
|------------------------------------|--------------|-------|-----|-------|--------------|-------|-------|--------|----------------|-------|-----|-------|--------|-------|-------|--------|
| | LEC | LAB | TUT | TOTAL | LEC | LAB | TUT | TOTAL | LEC | LAB | TUT | TOTAL | LEC | LAB | TUT | TOTAL |
| COMMUNICATION & CULTURE | | | | | | | | | | | | | | | | |
| Fall 2002 | 3 255 | 847 | 114 | 4 216 | 8 916 | 305 | 989 | 10 210 | 180 | 48 | - | 228 | 12 351 | 1 200 | 1 103 | 14 654 |
| Fall 2003 | 2 683 | 854 | - | 3 537 | 7 846 | 734 | 1 069 | 9 649 | 228 | 24 | - | 252 | 10 757 | 1 612 | 1 069 | 13 438 |
| Fall 2004(b) | 2 883 | 595 | - | 3 478 | 8 898 | 762 | 896 | 10 556 | 216 | - | - | 216 | 11 997 | 1 357 | 896 | 14 250 |
| Fall 2005(b) | 3 059 | 728 | - | 3 787 | 9 383 | 178 | 1 022 | 10 583 | 252 | - | - | 252 | 12 694 | 906 | 1 022 | 14 622 |
| Fall 2006(b) | 2 577 | 288 | - | 2 865 | 8 116 | 246 | 797 | 9 159 | 265 | - | - | 265 | 10 958 | 534 | 797 | 12 289 |
| CONTINUING EDUCATION (c) | | | | | | | | | | | | | | | | |
| Fall 2002 | - | - | - | - | - | - | - | - | 429 | - | - | 429 | 429 | - | - | 429 |
| Fall 2003 | - | - | - | - | - | - | - | - | 399 | - | - | 399 | 399 | - | - | 399 |
| ENVIRONMENTAL DESIGN | | | | | | | | | | | | | | | | |
| Fall 2002 | - | - | - | - | 337 | 407 | - | 744 | 1 871 | 2 731 | 16 | 4 618 | 2 208 | 3 138 | 16 | 5 362 |
| Fall 2003 | - | - | - | - | 324 | 306 | - | 630 | 1 850 | 3 614 | 7 | 5 471 | 2 174 | 3 920 | 7 | 6 101 |
| Fall 2004 | - | - | - | - | 318 | 347 | - | 665 | 1 979 | 3 461 | 4 | 5 444 | 2 297 | 3 808 | 4 | 6 109 |
| Fall 2005 | - | - | - | - | 359 | 332 | - | 691 | 2 165 | 3 509 | 4 | 5 678 | 2 524 | 3 841 | 4 | 6 369 |
| Fall 2006 | - | - | - | - | 453 | 611 | - | 1 064 | 1 989 | 3 347 | - | 5 336 | 2 442 | 3 958 | - | 6 400 |
| FINE ARTS | | | | | | | | | | | | | | | | |
| Fine Arts (d) | | | | | | | | | | | | | | | | |
| Fall 2002 | - | - | - | - | - | - | - | - | 6 | - | - | 6 | 6 | - | - | 6 |
| Fall 2003 | 165 | - | - | 165 | - | - | - | - | - | - | - | - | 165 | - | - | 165 |
| Fall 2004 | 177 | - | - | 177 | 72 | 72 | - | 144 | - | - | - | - | 249 | 72 | - | 321 |
| Fall 2005 | 123 | - | - | 123 | 57 | 54 | - | 111 | - | - | - | - | 180 | 54 | - | 234 |
| Fall 2006 | 102 | - | - | 102 | 46 | 46 | - | 92 | - | - | - | - | 148 | 46 | - | 194 |
| Art | | | | | | | | | | | | | | | | |
| Fall 2002 | 2 442 | 780 | - | 3 222 | 2 098 | 896 | 99 | 3 093 | 42 | 89 | 43 | 174 | 4 582 | 1 765 | 142 | 6 489 |
| Fall 2003(b) | 2 181 | 648 | - | 2 829 | 1 843 | 800 | 159 | 2 802 | 72 | 56 | 40 | 168 | 4 096 | 1 504 | 199 | 5 799 |
| Fall 2004(b) | 2 013 | 621 | - | 2 634 | 1 600 | 776 | 105 | 2 481 | 17 | 50 | 28 | 95 | 3 630 | 1 447 | 133 | 5 210 |
| Fall 2005(b) | 1 605 | 492 | - | 2 097 | 1 226 | 630 | 100 | 1 956 | 13 | 40 | 26 | 79 | 2 844 | 1 162 | 126 | 4 132 |
| Fall 2006(b) | 1 587 | 528 | - | 2 115 | 1 473 | 674 | 148 | 2 295 | 21 | 70 | 35 | 126 | 3 081 | 1 272 | 183 | 4 536 |
| Dance | | | | | | | | | | | | | | | | |
| Fall 2002 | 354 | 222 | - | 576 | 248 | 350 | - | 598 | - | - | - | - | 602 | 572 | - | 1 174 |
| Fall 2003 | 194 | 194 | - | 388 | 407 | 434 | - | 841 | - | - | - | - | 601 | 628 | - | 1 229 |
| Fall 2004 | 230 | 230 | - | 460 | 484 | 466 | - | 950 | - | - | - | - | 714 | 696 | - | 1 410 |
| Fall 2005 | 220 | 120 | - | 340 | 400 | 343 | - | 743 | 46 | 46 | - | 92 | 666 | 509 | - | 1 175 |
| Fall 2006 | 326 | 198 | - | 524 | 330 | 478 | - | 808 | 22 | 22 | - | 44 | 678 | 698 | - | 1 376 |
| Drama | | | | | | | | | | | | | | | | |
| Fall 2002 | 582 | 398 | 79 | 1 059 | 809 | 772 | - | 1 581 | 42 | 12 | - | 54 | 1 433 | 1 182 | 79 | 2 694 |
| Fall 2003(b) | 548 | 382 | 64 | 994 | 860 | 622 | - | 1 482 | 33 | 11 | - | 44 | 1 441 | 1 015 | 64 | 2 520 |
| Fall 2004(b) | 426 | 287 | 51 | 764 | 871 | 557 | - | 1 428 | 22 | 3 | - | 25 | 1 319 | 847 | 51 | 2 217 |
| Fall 2005(b) | 411 | 300 | 50 | 761 | 782 | 563 | - | 1 345 | 57 | 18 | - | 75 | 1 250 | 881 | 50 | 2 181 |
| Fall 2006(b) | 350 | 275 | 34 | 659 | 590 | 546 | - | 1 136 | 43 | 8 | - | 51 | 983 | 829 | 34 | 1 846 |
| Music | | | | | | | | | | | | | | | | |
| Fall 2002 | 579 | 906 | - | 1 485 | 1 198 | 1 176 | - | 2 374 | 63 | 31 | - | 94 | 1 840 | 2 113 | - | 3 953 |
| Fall 2003(b) | 344 | 651 | - | 995 | 1 139 | 748 | - | 1 887 | 104 | 55 | - | 159 | 1 587 | 1 454 | - | 3 041 |
| Fall 2004(b) | 521 | 697 | - | 1 218 | 749 | 736 | - | 1 485 | 106 | 51 | - | 157 | 1 376 | 1 484 | - | 2 860 |
| Fall 2005(b) | 283 | 478 | - | 761 | 1 288 | 575 | - | 1 863 | 113 | 34 | - | 147 | 1 684 | 1 087 | - | 2 771 |
| Fall 2006(b) | 304 | 351 | - | 655 | 1 054 | 905 | - | 1 959 | 93 | 45 | - | 138 | 1 451 | 1 301 | - | 2 752 |
| TOTAL FINE ARTS | | | | | | | | | | | | | | | | |
| Fall 2002 | 3 957 | 2 306 | 79 | 6 342 | 4 353 | 3 194 | 99 | 7 646 | 153 | 132 | 43 | 328 | 8 463 | 5 632 | 221 | 14 316 |
| Fall 2003 | 3 432 | 1 875 | 64 | 5 371 | 4 249 | 2 604 | 159 | 7 012 | 209 | 122 | 40 | 371 | 7 890 | 4 601 | 263 | 12 754 |
| Fall 2004 | 3 367 | 1 835 | 51 | 5 253 | 3 776 | 2 607 | 105 | 6 488 | 145 | 104 | 28 | 277 | 7 288 | 4 546 | 184 | 12 018 |
| Fall 2005 | 2 642 | 1 390 | 50 | 4 082 | 3 753 | 2 165 | 100 | 6 018 | 229 | 138 | 26 | 393 | 6 624 | 3 693 | 176 | 10 493 |
| Fall 2006 | 2 669 | 1 352 | 34 | 4 055 | 3 493 | 2 649 | 148 | 6 290 | 179 | 145 | 35 | 359 | 6 341 | 4 146 | 217 | 10 704 |
| HASKAYNE SCHOOL OF BUSINESS | | | | | | | | | | | | | | | | |
| Fall 2002 | 1 660 | 1 380 | - | 3 040 | 19 551 | 1 098 | 1 792 | 22 441 | 5 036 | 30 | - | 5 066 | 26 247 | 2 508 | 1 792 | 30 547 |
| Fall 2003 | 1 503 | 1 368 | - | 2 871 | 16 054 | 954 | 2 460 | 19 468 | 4 953 | 160 | - | 5 113 | 22 510 | 2 482 | 2 460 | 27 452 |
| Fall 2004 | 1 422 | 1 224 | - | 2 646 | 14 681 | 615 | 1 813 | 17 109 | 5 150 | 100 | - | 5 250 | 21 253 | 1 939 | 1 813 | 25 005 |
| Fall 2005 | 1 503 | 910 | - | 2 413 | 15 293 | 757 | 2 160 | 18 210 | 4 389 | 72 | - | 4 461 | 21 185 | 1 739 | 2 160 | 25 084 |
| Fall 2006 | 1 188 | 684 | - | 1 872 | 16 340 | 889 | 2 380 | 19 609 | 3 598 | 56 | - | 3 654 | 21 126 | 1 629 | 2 380 | 25 135 |

(a) In Fall 1997, the Faculty of Education introduced the Master of Teaching program. The Faculty of Education is no longer included due to the impact the EDTP courses offered under the program have on the reporting of course statistics.

(b) Excludes Red Deer College course statistics except when a University of Calgary faculty member is on-site.

(c) As of Fall 2004, the Masters of Continuing Education Program is included in the Faculty of Education.

(d) Includes course data for the faculty which are not assignable to any specific department.

WEEKLY STUDENT HOURS
BY LEVEL AND SECTION TYPE (Continued)

| | JUNIOR LEVEL | | | | SENIOR LEVEL | | | | GRADUATE LEVEL | | | | TOTAL | | | |
|---------------------------------------|--------------|-------|-------|--------|--------------|-----|-----|--------|----------------|-----|-----|-------|--------|-------|-------|--------|
| | LEC | LAB | TUT | TOTAL | LEC | LAB | TUT | TOTAL | LEC | LAB | TUT | TOTAL | LEC | LAB | TUT | TOTAL |
| HUMANITIES | | | | | | | | | | | | | | | | |
| Humanities (d) | | | | | | | | | | | | | | | | |
| Fall 2002 | 405 | - | - | 405 | 262 | 114 | - | 376 | - | - | - | - | 667 | 114 | - | 781 |
| Fall 2003(b) | 309 | - | - | 309 | 123 | 3 | - | 126 | - | - | - | - | 432 | 3 | - | 435 |
| Fall 2004 | 387 | - | - | 387 | 198 | - | - | 198 | - | - | - | - | 585 | - | - | 585 |
| Fall 2005 | 294 | - | - | 294 | 207 | - | - | 207 | - | - | - | - | 501 | - | - | 501 |
| Fall 2006 | 225 | - | - | 225 | 105 | - | - | 105 | 42 | - | - | 42 | 372 | - | - | 372 |
| English | | | | | | | | | | | | | | | | |
| Fall 2002 | 4 137 | - | - | 4 137 | 4 434 | 129 | - | 4 563 | 133 | - | - | 133 | 8 704 | 129 | - | 8 833 |
| Fall 2003(b) | 3 501 | - | - | 3 501 | 4 357 | 105 | - | 4 462 | 156 | - | - | 156 | 8 014 | 105 | - | 8 119 |
| Fall 2004(b) | 3 588 | - | - | 3 588 | 4 997 | 39 | - | 5 036 | 170 | - | - | 170 | 8 755 | 39 | - | 8 794 |
| Fall 2005(b) | 3 684 | - | - | 3 684 | 3 908 | 72 | - | 3 980 | 188 | - | - | 188 | 7 780 | 72 | - | 7 852 |
| Fall 2006(b) | 4 864 | 639 | - | 5 503 | 4 265 | - | - | 4 265 | 203 | - | - | 203 | 9 332 | 639 | - | 9 971 |
| French, Italian & Spanish | | | | | | | | | | | | | | | | |
| Fall 2002 | 3 236 | 694 | - | 3 930 | 1 927 | 84 | 408 | 2 419 | 33 | - | - | 33 | 5 196 | 778 | 408 | 6 382 |
| Fall 2003(b) | 3 286 | 793 | - | 4 079 | 2 085 | 156 | 305 | 2 546 | 30 | - | - | 30 | 5 401 | 949 | 305 | 6 655 |
| Fall 2004(b) | 3 124 | 277 | - | 3 401 | 1 739 | 56 | 167 | 1 962 | 39 | - | - | 39 | 4 902 | 333 | 167 | 5 402 |
| Fall 2005(b) | 2 785 | 272 | - | 3 057 | 1 734 | 71 | 212 | 2 017 | 54 | - | - | 54 | 4 573 | 343 | 212 | 5 128 |
| Fall 2006(b) | 2 938 | 283 | - | 3 221 | 1 679 | 13 | 211 | 1 903 | 48 | - | - | 48 | 4 665 | 296 | 211 | 5 172 |
| Germanic, Slavic & East Asian Studies | | | | | | | | | | | | | | | | |
| Fall 2002 | 770 | 407 | 173 | 1 350 | 1 074 | 134 | - | 1 208 | - | - | - | - | 1 844 | 541 | 173 | 2 558 |
| Fall 2003 | 1 106 | 264 | 204 | 1 574 | 1 112 | 248 | 3 | 1 363 | 6 | - | - | 6 | 2 224 | 512 | 207 | 2 943 |
| Fall 2004 | 1 225 | 389 | 37 | 1 651 | 1 231 | 335 | - | 1 566 | 9 | - | - | 9 | 2 465 | 724 | 37 | 3 226 |
| Fall 2005 | 1 149 | 396 | 35 | 1 580 | 1 369 | 392 | - | 1 761 | 27 | - | - | 27 | 2 545 | 788 | 35 | 3 368 |
| Fall 2006 | 1 330 | 400 | 47 | 1 777 | 1 107 | 129 | - | 1 236 | 9 | - | - | 9 | 2 446 | 529 | 47 | 3 022 |
| Greek & Roman Studies | | | | | | | | | | | | | | | | |
| Fall 2002 | 1 150 | - | 528 | 1 678 | 798 | - | 24 | 822 | 33 | - | - | 33 | 1 981 | - | 552 | 2 533 |
| Fall 2003(b) | 1 304 | - | 605 | 1 909 | 744 | - | 23 | 767 | 27 | - | 2 | 29 | 2 075 | - | 630 | 2 705 |
| Fall 2004(b) | 1 068 | - | 580 | 1 648 | 1 152 | - | 30 | 1 182 | 35 | - | 3 | 38 | 2 255 | - | 613 | 2 868 |
| Fall 2005(b) | 1 209 | - | 538 | 1 747 | 972 | - | 22 | 994 | 20 | - | - | 20 | 2 201 | - | 560 | 2 761 |
| Fall 2006(b) | 1 205 | - | 517 | 1 722 | 1 083 | - | 20 | 1 103 | 63 | - | - | 63 | 2 351 | - | 537 | 2 888 |
| Philosophy | | | | | | | | | | | | | | | | |
| Fall 2002 | 2 560 | - | 844 | 3 404 | 1 864 | - | - | 1 864 | 60 | - | - | 60 | 4 484 | - | 844 | 5 328 |
| Fall 2003(b) | 2 373 | - | 715 | 3 088 | 1 854 | - | - | 1 854 | 102 | - | - | 102 | 4 329 | - | 715 | 5 044 |
| Fall 2004(b) | 2 332 | - | 616 | 2 948 | 2 248 | - | - | 2 248 | 126 | - | - | 126 | 4 706 | - | 616 | 5 322 |
| Fall 2005(b) | 2 594 | - | 742 | 3 336 | 1 632 | - | - | 1 632 | 81 | - | - | 81 | 4 307 | - | 742 | 5 049 |
| Fall 2006(b) | 2 889 | - | 839 | 3 728 | 2 391 | 21 | - | 2 412 | 60 | - | - | 60 | 5 340 | 21 | 839 | 6 200 |
| Religious Studies | | | | | | | | | | | | | | | | |
| Fall 2002 | 2 145 | - | - | 2 145 | 1 391 | - | 19 | 1 410 | 57 | - | - | 57 | 3 593 | - | 19 | 3 612 |
| Fall 2003(b) | 2 223 | - | - | 2 223 | 1 282 | - | 8 | 1 290 | 21 | - | - | 21 | 3 526 | - | 8 | 3 534 |
| Fall 2004 | 2 334 | - | - | 2 334 | 1 272 | - | 21 | 1 293 | 75 | - | - | 75 | 3 681 | - | 21 | 3 702 |
| Fall 2005 | 2 241 | - | - | 2 241 | 1 188 | - | 3 | 1 191 | 93 | - | - | 93 | 3 522 | - | 3 | 3 525 |
| Fall 2006 | 1 980 | - | - | 1 980 | 1 273 | - | 18 | 1 291 | 84 | - | - | 84 | 3 337 | - | 18 | 3 355 |
| TOTAL HUMANITIES | | | | | | | | | | | | | | | | |
| Fall 2002 | 14 403 | 1 101 | 1 545 | 17 049 | 11 750 | 461 | 451 | 12 662 | 316 | - | - | 316 | 26 469 | 1 562 | 1 996 | 30 027 |
| Fall 2003 | 14 102 | 1 057 | 1 524 | 16 683 | 11 557 | 512 | 339 | 12 408 | 342 | - | 2 | 344 | 26 001 | 1 569 | 1 865 | 29 435 |
| Fall 2004 | 14 058 | 666 | 1 233 | 15 957 | 12 837 | 430 | 218 | 13 485 | 454 | - | 3 | 457 | 27 349 | 1 096 | 1 454 | 29 899 |
| Fall 2005 | 13 956 | 668 | 1 315 | 15 939 | 11 010 | 535 | 237 | 11 782 | 463 | - | - | 463 | 25 429 | 1 203 | 1 552 | 28 184 |
| Fall 2006 | 15 431 | 1 322 | 1 403 | 18 156 | 11 903 | 163 | 249 | 12 315 | 509 | - | - | 509 | 27 843 | 1 485 | 1 652 | 30 980 |
| KINESIOLOGY | | | | | | | | | | | | | | | | |
| Fall 2002 | 2 439 | 1 589 | - | 4 028 | 1 740 | 880 | - | 2 620 | 149 | 96 | 20 | 265 | 4 328 | 2 565 | 20 | 6 913 |
| Fall 2003 | 2 868 | 1 511 | - | 4 379 | 1 640 | 648 | 8 | 2 296 | 95 | 67 | 19 | 181 | 4 603 | 2 226 | 27 | 6 856 |
| Fall 2004 | 2 688 | 1 404 | - | 4 092 | 1 755 | 996 | 18 | 2 769 | 94 | 83 | 20 | 197 | 4 537 | 2 483 | 38 | 7 058 |
| Fall 2005 | 2 868 | 1 457 | - | 4 325 | 1 710 | 919 | 14 | 2 643 | 130 | 78 | 16 | 224 | 4 708 | 2 454 | 30 | 7 192 |
| Fall 2006 | 2 894 | 1 390 | - | 4 284 | 1 472 | 783 | 26 | 2 281 | 97 | 67 | 26 | 190 | 4 463 | 2 240 | 52 | 6 755 |
| LAW (e) | | | | | | | | | | | | | | | | |
| Fall 2002 | - | - | - | - | 2 907 | - | - | 2 907 | 717 | 4 | - | 721 | 3 624 | 4 | - | 3 628 |
| Fall 2003 | - | - | - | - | 2 835 | - | - | 2 835 | 839 | 4 | - | 843 | 3 674 | 4 | - | 3 678 |
| Fall 2004 | - | - | - | - | 3 094 | - | - | 3 094 | 756 | 14 | - | 770 | 3 850 | 14 | - | 3 864 |
| Fall 2005 | - | - | - | - | 3 450 | 14 | - | 3 464 | 7 | - | - | 7 | 3 457 | 14 | - | 3 471 |
| Fall 2006 | - | - | - | - | 3 589 | 6 | - | 3 595 | 9 | - | - | 9 | 3 598 | 6 | - | 3 604 |

(e) At the University of Calgary, graduate level courses are numbered 600 and above. However, in the Faculty of Law, 600 level courses are considered to be senior level courses. Beginning in Fall 2005, 600 level Law courses are reported at the senior level.

WEEKLY STUDENT HOURS
BY LEVEL AND SECTION TYPE (Continued)

| | JUNIOR LEVEL | | | | SENIOR LEVEL | | | | GRADUATE LEVEL | | | | TOTAL | | | |
|---|--------------|-------|-------|--------|--------------|--------|-------|--------|----------------|-----|-----|-------|--------|--------|-------|--------|
| | LEC | LAB | TUT | TOTAL | LEC | LAB | TUT | TOTAL | LEC | LAB | TUT | TOTAL | LEC | LAB | TUT | TOTAL |
| MEDICINE (f) | | | | | | | | | | | | | | | | |
| Fall 2002 | 87 | - | - | 87 | 174 | 30 | - | 204 | 1 114 | 330 | 18 | 1 462 | 1 375 | 360 | 18 | 1 753 |
| Fall 2003 | 333 | - | - | 333 | 240 | 33 | - | 273 | 1 156 | 382 | 30 | 1 568 | 1 729 | 415 | 30 | 2 174 |
| Fall 2004 | 471 | - | - | 471 | 690 | 64 | 56 | 810 | 1 308 | 281 | 31 | 1 620 | 2 469 | 345 | 87 | 2 901 |
| Fall 2005 | 441 | - | - | 441 | 1 161 | 377 | 54 | 1 592 | 1 280 | 440 | 44 | 1 764 | 2 882 | 817 | 98 | 3 797 |
| Fall 2006 | 375 | - | - | 375 | 1 308 | 979 | 50 | 2 337 | 1 244 | 681 | 64 | 1 989 | 2 927 | 1 660 | 114 | 4 701 |
| NURSING (g) | | | | | | | | | | | | | | | | |
| Fall 2002 | 1 286 | 1 224 | - | 2 510 | 2 580 | 6 823 | 649 | 10 052 | 395 | 324 | - | 719 | 4 261 | 8 371 | 649 | 13 281 |
| Fall 2003 | 1 296 | 1 278 | - | 2 574 | 3 057 | 7 804 | 800 | 11 661 | 507 | 152 | - | 659 | 4 860 | 9 234 | 800 | 14 894 |
| Fall 2004 | 1 206 | 1 146 | - | 2 352 | 2 642 | 6 292 | 196 | 9 130 | 421 | 249 | - | 670 | 4 269 | 7 687 | 196 | 12 152 |
| Fall 2005 | 1 246 | 1 325 | - | 2 571 | 2 603 | 6 292 | 543 | 9 438 | 398 | 65 | - | 463 | 4 247 | 7 682 | 543 | 12 472 |
| Fall 2006 | 1 334 | 1 257 | - | 2 591 | 2 334 | 6 013 | 448 | 8 795 | 401 | 290 | 5 | 696 | 4 069 | 7 560 | 453 | 12 082 |
| SCHULICH SCHOOL OF ENGINEERING (h) | | | | | | | | | | | | | | | | |
| Engineering (d) | | | | | | | | | | | | | | | | |
| Fall 2002 | - | 890 | 532 | 1 422 | 680 | 2 451 | 1 316 | 4 447 | - | - | - | - | 680 | 3 341 | 1 848 | 5 869 |
| Fall 2003 | - | 2 494 | - | 2 494 | - | 759 | - | 759 | - | - | - | - | - | 3 253 | - | 3 253 |
| Fall 2004 | - | 2 459 | - | 2 459 | 99 | 822 | 49 | 970 | 84 | - | - | 84 | 183 | 3 281 | 49 | 3 513 |
| Fall 2005 | - | - | - | - | 90 | 900 | 45 | 1 035 | 64 | - | - | 64 | 154 | 900 | 45 | 1 099 |
| Fall 2006 | 269 | 1 097 | - | 1 366 | 210 | 945 | 105 | 1 260 | 72 | - | - | 72 | 551 | 2 042 | 105 | 2 698 |
| Chemical & Petroleum | | | | | | | | | | | | | | | | |
| Fall 2002 | 843 | 519 | 702 | 2 064 | 2 146 | 1 191 | 686 | 4 023 | 663 | 10 | - | 673 | 3 652 | 1 720 | 1 388 | 6 760 |
| Fall 2003 | 813 | 401 | 406 | 1 620 | 2 330 | 1 060 | 654 | 4 044 | 942 | 5 | - | 947 | 4 085 | 1 466 | 1 060 | 6 611 |
| Fall 2004 | 819 | 406 | 408 | 1 633 | 1 995 | 1 051 | 730 | 3 776 | 1 079 | 5 | - | 1 084 | 3 893 | 1 462 | 1 138 | 6 493 |
| Fall 2005 | 918 | 457 | 458 | 1 833 | 2 041 | 1 138 | 767 | 3 946 | 1 372 | - | - | 1 372 | 4 331 | 1 595 | 1 225 | 7 151 |
| Fall 2006 | 1 026 | 833 | 513 | 2 372 | 2 215 | 1 141 | 769 | 4 125 | 867 | 23 | - | 890 | 4 108 | 1 997 | 1 282 | 7 387 |
| Civil | | | | | | | | | | | | | | | | |
| Fall 2002 | 892 | 98 | 1 171 | 2 161 | 3 563 | 701 | 984 | 5 248 | 613 | 3 | - | 616 | 5 068 | 802 | 2 155 | 8 025 |
| Fall 2003 | 1 725 | - | 1 006 | 2 731 | 3 866 | 1 209 | 908 | 5 983 | 573 | 15 | - | 588 | 6 164 | 1 224 | 1 914 | 9 302 |
| Fall 2004 | 1 641 | - | 964 | 2 605 | 3 063 | 1 205 | 834 | 5 102 | 531 | - | - | 531 | 5 235 | 1 205 | 1 798 | 8 238 |
| Fall 2005 | 1 806 | - | 1 094 | 2 900 | 3 343 | 1 296 | 823 | 5 462 | 693 | 14 | - | 707 | 5 842 | 1 310 | 1 917 | 9 069 |
| Fall 2006 | 2 037 | 211 | 1 271 | 3 519 | 4 041 | 1 413 | 602 | 6 056 | 635 | - | - | 635 | 6 713 | 1 624 | 1 873 | 10 210 |
| Electrical & Computer | | | | | | | | | | | | | | | | |
| Fall 2002 | - | 104 | - | 104 | 7 890 | 4 665 | 2 272 | 14 827 | 1 061 | 30 | - | 1 091 | 8 951 | 4 799 | 2 272 | 16 022 |
| Fall 2003 | - | 202 | - | 202 | 7 215 | 3 940 | 1 889 | 13 044 | 799 | 49 | - | 848 | 8 014 | 4 191 | 1 889 | 14 094 |
| Fall 2004 | - | 512 | - | 512 | 8 241 | 4 026 | 2 066 | 14 333 | 661 | 85 | - | 746 | 8 902 | 4 623 | 2 066 | 15 591 |
| Fall 2005 | - | 421 | - | 421 | 7 138 | 3 428 | 1 732 | 12 298 | 584 | 61 | - | 645 | 7 722 | 3 910 | 1 732 | 13 364 |
| Fall 2006 | - | 544 | - | 544 | 6 750 | 3 337 | 1 733 | 11 820 | 616 | 62 | - | 678 | 7 366 | 3 943 | 1 733 | 13 042 |
| Geomatics | | | | | | | | | | | | | | | | |
| Fall 2002 | 1 596 | 514 | - | 2 110 | 829 | 1 603 | - | 2 432 | 203 | - | - | 203 | 2 628 | 2 117 | - | 4 745 |
| Fall 2003 | 1 605 | 868 | - | 2 473 | 1 048 | 1 510 | 193 | 2 751 | 123 | - | - | 123 | 2 776 | 2 378 | 193 | 5 347 |
| Fall 2004 | 1 590 | 548 | - | 2 138 | 980 | 1 062 | 182 | 2 224 | 89 | - | - | 89 | 2 659 | 1 610 | 182 | 4 451 |
| Fall 2005 | - | - | - | - | 1 115 | 992 | 163 | 2 270 | 104 | 30 | - | 134 | 1 219 | 1 022 | 163 | 2 404 |
| Fall 2006 | - | 78 | - | 78 | 854 | 994 | 227 | 2 075 | 115 | 28 | - | 143 | 969 | 1 100 | 227 | 2 296 |
| Mechanical | | | | | | | | | | | | | | | | |
| Fall 2002 | 546 | 1 048 | - | 1 594 | 3 438 | 2 019 | 360 | 5 817 | 270 | 4 | - | 274 | 4 254 | 3 071 | 360 | 7 685 |
| Fall 2003 | 555 | - | - | 555 | 4 586 | 2 224 | 900 | 7 710 | 291 | - | - | 291 | 5 432 | 2 224 | 900 | 8 556 |
| Fall 2004 | 547 | - | - | 547 | 4 626 | 2 149 | 921 | 7 696 | 451 | - | - | 451 | 5 624 | 2 149 | 921 | 8 694 |
| Fall 2005 | 579 | 2 178 | - | 2 757 | 5 090 | 2 289 | 923 | 8 302 | 456 | 8 | - | 464 | 6 125 | 4 475 | 923 | 11 523 |
| Fall 2006 | 404 | 761 | - | 1 165 | 5 072 | 2 554 | 722 | 8 348 | 591 | - | - | 591 | 6 067 | 3 315 | 722 | 10 104 |
| TOTAL SCHULICH SCHOOL OF ENGINEERING | | | | | | | | | | | | | | | | |
| Fall 2002 | 3 877 | 3 173 | 2 405 | 9 455 | 18 546 | 12 630 | 5 618 | 36 794 | 2 810 | 47 | - | 2 857 | 25 233 | 15 850 | 8 023 | 49 106 |
| Fall 2003 | 4 698 | 3 965 | 1 412 | 10 075 | 19 045 | 10 702 | 4 544 | 34 291 | 2 728 | 69 | - | 2 797 | 26 471 | 14 736 | 5 956 | 47 163 |
| Fall 2004 | 4 597 | 3 925 | 1 372 | 9 894 | 19 004 | 10 315 | 4 782 | 34 101 | 2 895 | 90 | - | 2 985 | 26 496 | 14 330 | 6 154 | 46 980 |
| Fall 2005 | 3 303 | 3 056 | 1 552 | 7 911 | 18 817 | 10 043 | 4 453 | 33 313 | 3 273 | 113 | - | 3 386 | 25 393 | 13 212 | 6 005 | 44 610 |
| Fall 2006 | 3 736 | 3 524 | 1 784 | 9 044 | 19 142 | 10 384 | 4 158 | 33 684 | 2 896 | 113 | - | 3 009 | 25 774 | 14 021 | 5 942 | 45 737 |

(f) Course data associated with the Graduate Science and Health Sciences programs.

(g) The Faculty of Nursing includes the Conjoint Nursing Program up to and including Fall 2003. As of Fall 2004, data excludes Nursing Offsite courses.

(h) Prior to Fall 2005, the Schulich School of Engineering was named the Faculty of Engineering.

WEEKLY STUDENT HOURS
BY LEVEL AND SECTION TYPE (Continued)

| | JUNIOR LEVEL | | | | SENIOR LEVEL | | | | GRADUATE LEVEL | | | | TOTAL | | | |
|-------------------------------------|--------------|--------|-------|--------|--------------|--------|-------|--------|----------------|-----|-----|-------|--------|--------|--------|---------|
| | LEC | LAB | TUT | TOTAL | LEC | LAB | TUT | TOTAL | LEC | LAB | TUT | TOTAL | LEC | LAB | TUT | TOTAL |
| SCIENCE | | | | | | | | | | | | | | | | |
| Biological Sciences | | | | | | | | | | | | | | | | |
| Fall 2002 | 4 491 | 3 126 | 286 | 7 903 | 6 976 | 5 667 | 245 | 12 888 | 257 | 38 | - | 295 | 11 724 | 8 831 | 531 | 21 086 |
| Fall 2003(b) | 4 683 | 3 201 | 276 | 8 160 | 7 163 | 6 050 | 262 | 13 475 | 200 | 52 | - | 252 | 12 046 | 9 303 | 538 | 21 887 |
| Fall 2004(b) | 3 825 | 2 406 | 272 | 6 503 | 6 605 | 5 554 | 266 | 12 425 | 183 | 64 | - | 247 | 10 613 | 8 024 | 538 | 19 175 |
| Fall 2005(b) | 4 398 | 2 868 | 282 | 7 548 | 7 305 | 5 838 | 234 | 13 377 | 224 | 86 | - | 310 | 11 927 | 8 792 | 516 | 21 235 |
| Fall 2006(b) | 4 434 | 2 847 | 298 | 7 579 | 7 638 | 6 174 | 289 | 14 101 | 130 | 102 | - | 232 | 12 202 | 9 123 | 587 | 21 912 |
| Chemistry | | | | | | | | | | | | | | | | |
| Fall 2002 | 4 077 | 3 715 | 1 359 | 9 151 | 3 256 | 3 162 | 587 | 7 005 | 84 | - | - | 84 | 7 417 | 6 877 | 1 946 | 16 240 |
| Fall 2003 | 4 320 | 3 940 | 250 | 8 510 | 3 565 | 3 290 | 627 | 7 482 | 110 | - | - | 110 | 7 995 | 7 230 | 877 | 16 102 |
| Fall 2004 | 3 675 | 3 312 | 238 | 7 225 | 3 584 | 3 151 | 689 | 7 424 | 125 | - | - | 125 | 7 384 | 6 463 | 927 | 14 774 |
| Fall 2005 | 4 302 | 3 863 | 287 | 8 452 | 3 565 | 3 023 | 634 | 7 222 | 143 | - | - | 143 | 8 010 | 6 886 | 921 | 15 817 |
| Fall 2006 | 4 629 | 4 122 | 334 | 9 085 | 3 723 | 3 217 | 688 | 7 628 | 118 | - | - | 118 | 8 470 | 7 339 | 1 022 | 16 831 |
| Computer Science | | | | | | | | | | | | | | | | |
| Fall 2002 | 4 092 | 2 632 | 1 316 | 8 040 | 5 873 | 3 519 | 1 791 | 11 183 | 494 | 8 | - | 502 | 10 459 | 6 159 | 3 107 | 19 725 |
| Fall 2003 | 4 717 | 2 578 | 459 | 7 754 | 5 665 | 3 653 | 1 739 | 11 057 | 410 | - | - | 410 | 10 792 | 6 231 | 2 198 | 19 221 |
| Fall 2004 | 4 593 | 1 072 | 692 | 6 357 | 4 426 | 1 211 | 2 898 | 8 535 | 416 | - | - | 416 | 9 435 | 2 283 | 3 590 | 15 308 |
| Fall 2005(b) | 4 541 | 1 068 | 764 | 6 373 | 3 277 | 955 | 2 099 | 6 331 | 297 | - | - | 297 | 8 115 | 2 023 | 2 863 | 13 001 |
| Fall 2006(b) | 5 414 | 1 233 | 826 | 7 473 | 2 594 | 833 | 1 611 | 5 038 | 256 | 8 | - | 264 | 8 264 | 2 074 | 2 437 | 12 775 |
| Environmental Science | | | | | | | | | | | | | | | | |
| Fall 2002 | - | - | - | - | 992 | 9 | - | 1 001 | - | - | - | - | 992 | 9 | - | 1 001 |
| Fall 2003 | - | - | - | - | 900 | 27 | - | 927 | - | - | - | - | 900 | 27 | - | 927 |
| Fall 2004 | - | - | - | - | 844 | 106 | 87 | 1 037 | - | - | - | - | 844 | 106 | 87 | 1 037 |
| Fall 2005 | - | - | - | - | 963 | 18 | - | 981 | - | - | - | - | 963 | 18 | - | 981 |
| Fall 2006 | - | - | - | - | 885 | - | - | 885 | - | - | - | - | 885 | - | - | 885 |
| Geology & Geophysics | | | | | | | | | | | | | | | | |
| Fall 2002 | 1 671 | 570 | - | 2 241 | 2 624 | 2 423 | 235 | 5 282 | 414 | 138 | - | 552 | 4 709 | 3 131 | 235 | 8 075 |
| Fall 2003 | 1 749 | 729 | - | 2 478 | 2 859 | 2 912 | 243 | 6 014 | 230 | 189 | 7 | 426 | 4 838 | 3 830 | 250 | 8 918 |
| Fall 2004 | 1 788 | 747 | - | 2 535 | 3 285 | 3 101 | 259 | 6 645 | 190 | 174 | - | 364 | 5 263 | 4 022 | 259 | 9 544 |
| Fall 2005 | 2 697 | 861 | - | 3 558 | 3 472 | 4 345 | 228 | 8 045 | 214 | 233 | - | 447 | 6 383 | 5 439 | 228 | 12 050 |
| Fall 2006 | 2 919 | 1 146 | - | 4 065 | 3 905 | 5 211 | 302 | 9 418 | 191 | 219 | - | 410 | 7 015 | 6 576 | 302 | 13 893 |
| Mathematics & Statistics | | | | | | | | | | | | | | | | |
| Fall 2002 | 13 044 | 5 516 | 4 370 | 22 930 | 4 173 | 138 | 1 540 | 5 851 | 149 | 15 | - | 164 | 17 366 | 5 669 | 5 910 | 28 945 |
| Fall 2003 | 13 270 | 5 577 | 3 850 | 22 697 | 4 687 | 126 | 1 717 | 6 530 | 125 | - | 6 | 131 | 18 082 | 5 703 | 5 573 | 29 358 |
| Fall 2004 | 12 716 | 5 436 | 3 755 | 21 907 | 5 115 | 99 | 1 841 | 7 055 | 183 | - | - | 183 | 18 014 | 5 535 | 5 596 | 29 145 |
| Fall 2005 | 14 324 | 4 475 | 2 827 | 21 626 | 4 971 | 9 | 1 867 | 6 847 | 230 | 15 | - | 245 | 19 525 | 4 499 | 4 694 | 28 718 |
| Fall 2006 | 16 084 | 5 036 | 3 042 | 24 162 | 5 009 | 31 | 1 840 | 6 880 | 231 | 13 | - | 244 | 21 324 | 5 080 | 4 882 | 31 286 |
| Natural Sciences | | | | | | | | | | | | | | | | |
| Fall 2005 | 42 | 42 | - | 84 | 222 | 82 | 41 | 345 | - | - | - | - | 264 | 124 | 41 | 429 |
| Fall 2006 | 33 | 33 | - | 66 | 276 | 87 | 39 | 402 | - | - | - | - | 309 | 120 | 39 | 468 |
| Physics & Astronomy | | | | | | | | | | | | | | | | |
| Fall 2002 | 4 544 | 42 | 1 826 | 6 412 | 791 | 615 | 271 | 1 677 | 105 | - | - | 105 | 5 440 | 657 | 2 097 | 8 194 |
| Fall 2003(b) | 4 758 | 103 | 1 897 | 6 758 | 2 009 | 1 223 | 317 | 3 549 | 120 | 18 | - | 138 | 6 887 | 1 344 | 2 214 | 10 445 |
| Fall 2004 | 4 225 | 43 | 1 697 | 5 965 | 2 081 | 1 251 | 326 | 3 658 | 160 | - | - | 160 | 6 466 | 1 294 | 2 023 | 9 783 |
| Fall 2005(b) | 4 733 | 57 | 1 879 | 6 669 | 2 002 | 1 252 | 196 | 3 450 | 139 | - | - | 139 | 6 874 | 1 309 | 2 075 | 10 258 |
| Fall 2006(b) | 4 480 | - | 1 858 | 6 338 | 2 030 | 1 193 | 170 | 3 393 | 112 | - | - | 112 | 6 622 | 1 193 | 2 028 | 9 843 |
| TOTAL SCIENCE | | | | | | | | | | | | | | | | |
| Fall 2002 | 31 919 | 15 601 | 9 157 | 56 677 | 24 685 | 15 533 | 4 669 | 44 887 | 1 503 | 199 | - | 1 702 | 58 107 | 31 333 | 13 826 | 103 266 |
| Fall 2003 | 33 497 | 16 128 | 6 732 | 56 357 | 26 848 | 17 281 | 4 905 | 49 034 | 1 195 | 259 | 13 | 1 467 | 61 540 | 33 668 | 11 650 | 106 858 |
| Fall 2004 | 30 822 | 13 016 | 6 654 | 50 492 | 25 940 | 14 473 | 6 366 | 46 779 | 1 257 | 238 | - | 1 495 | 58 019 | 27 727 | 13 020 | 98 766 |
| Fall 2005 | 35 037 | 13 234 | 6 039 | 54 310 | 25 777 | 15 522 | 5 299 | 46 598 | 1 247 | 334 | - | 1 581 | 62 061 | 29 090 | 11 338 | 102 489 |
| Fall 2006 | 37 993 | 14 417 | 6 358 | 58 768 | 26 060 | 16 746 | 4 939 | 47 745 | 1 038 | 342 | - | 1 380 | 65 091 | 31 505 | 11 297 | 107 893 |
| SOCIAL SCIENCES | | | | | | | | | | | | | | | | |
| Social Sciences (d) | | | | | | | | | | | | | | | | |
| Fall 2002 | 465 | - | - | 465 | 141 | 48 | - | 189 | - | - | - | - | 606 | 48 | - | 654 |
| Fall 2003 | 171 | - | - | 171 | 141 | 18 | - | 159 | - | - | - | - | 312 | 18 | - | 330 |
| Fall 2004 | 91 | - | - | 91 | 117 | 30 | - | 147 | 30 | - | - | 30 | 238 | 30 | - | 268 |
| Fall 2005 | 36 | - | - | 36 | 369 | 27 | - | 396 | - | - | - | - | 405 | 27 | - | 432 |
| Fall 2006 | 151 | - | - | 151 | 519 | 42 | - | 561 | 27 | - | - | 27 | 697 | 42 | - | 739 |
| Anthropology | | | | | | | | | | | | | | | | |
| Fall 2002 | 2 538 | - | - | 2 538 | 1 869 | 135 | - | 2 004 | 114 | - | - | 114 | 4 521 | 135 | - | 4 656 |
| Fall 2003(b) | 2 424 | - | - | 2 424 | 1 881 | - | - | 1 881 | 96 | - | - | 96 | 4 401 | - | - | 4 401 |
| Fall 2004(b) | 3 357 | - | - | 3 357 | 3 048 | 159 | - | 3 207 | 48 | - | - | 48 | 6 453 | 159 | - | 6 612 |
| Fall 2005(b) | 2 268 | - | - | 2 268 | 2 886 | 126 | - | 3 012 | 63 | - | - | 63 | 5 217 | 126 | - | 5 343 |
| Fall 2006(b) | 3 222 | - | - | 3 222 | 3 411 | 141 | - | 3 552 | 57 | - | - | 57 | 6 690 | 141 | - | 6 831 |

WEEKLY STUDENT HOURS
BY LEVEL AND SECTION TYPE (Continued)

| | JUNIOR LEVEL | | | | SENIOR LEVEL | | | | GRADUATE LEVEL | | | | TOTAL | | | |
|--------------------------------------|--------------|--------|--------|---------|--------------|--------|--------|---------|----------------|-------|-----|--------|---------|--------|--------|---------|
| | LEC | LAB | TUT | TOTAL | LEC | LAB | TUT | TOTAL | LEC | LAB | TUT | TOTAL | LEC | LAB | TUT | TOTAL |
| SOCIAL SCIENCES (Continued) | | | | | | | | | | | | | | | | |
| Archaeology | | | | | | | | | | | | | | | | |
| Fall 2002 | 1 131 | 668 | - | 1 799 | 1 815 | 102 | - | 1 917 | 117 | - | - | 117 | 3 063 | 770 | - | 3 833 |
| Fall 2003(b) | 1 371 | 686 | - | 2 057 | 2 091 | 60 | - | 2 151 | 132 | 14 | - | 146 | 3 594 | 760 | - | 4 354 |
| Fall 2004(b) | 1 092 | 606 | - | 1 698 | 1 752 | 60 | - | 1 812 | 59 | - | - | 59 | 2 903 | 666 | - | 3 569 |
| Fall 2005(b) | 1 296 | 663 | - | 1 959 | 2 139 | 94 | - | 2 233 | 64 | - | - | 64 | 3 499 | 757 | - | 4 256 |
| Fall 2006(b) | 1 365 | 795 | - | 2 160 | 1 884 | 62 | - | 1 946 | 78 | 14 | - | 92 | 3 327 | 871 | - | 4 198 |
| Economics | | | | | | | | | | | | | | | | |
| Fall 2002 | 6 464 | - | 1 801 | 8 265 | 5 823 | 68 | - | 5 891 | 420 | - | - | 420 | 12 707 | 68 | 1 801 | 14 576 |
| Fall 2003(b) | 6 352 | - | 1 855 | 8 207 | 6 333 | - | - | 6 333 | 219 | - | - | 219 | 12 904 | - | 1 855 | 14 759 |
| Fall 2004(b) | 5 508 | - | 1 575 | 7 083 | 6 705 | - | - | 6 705 | 207 | - | - | 207 | 12 420 | - | 1 575 | 13 995 |
| Fall 2005(b) | 5 251 | - | 1 289 | 6 540 | 5 757 | - | - | 5 757 | 204 | - | - | 204 | 11 212 | - | 1 289 | 12 501 |
| Fall 2006(b) | 5 527 | - | 1 321 | 6 848 | 5 472 | - | - | 5 472 | 243 | - | - | 243 | 11 242 | - | 1 321 | 12 563 |
| Geography | | | | | | | | | | | | | | | | |
| Fall 2002 | 2 913 | 1 114 | - | 4 027 | 4 388 | 1 596 | 75 | 6 059 | 408 | 45 | - | 453 | 7 709 | 2 755 | 75 | 10 539 |
| Fall 2003 | 3 243 | 1 152 | - | 4 395 | 4 229 | 904 | - | 5 133 | 459 | 116 | - | 575 | 7 931 | 2 172 | - | 10 103 |
| Fall 2004 | 3 225 | 1 096 | - | 4 321 | 3 923 | 750 | 114 | 4 787 | 447 | 33 | - | 480 | 7 595 | 1 879 | 114 | 9 588 |
| Fall 2005(b) | 3 270 | 423 | - | 3 693 | 4 070 | 828 | - | 4 898 | 492 | 93 | - | 585 | 7 832 | 1 344 | - | 9 176 |
| Fall 2006(b) | 2 481 | 435 | - | 2 916 | 3 418 | 882 | 65 | 4 365 | 360 | 201 | - | 561 | 6 259 | 1 518 | 65 | 7 842 |
| History | | | | | | | | | | | | | | | | |
| Fall 2002 | 2 016 | - | - | 2 016 | 5 397 | - | - | 5 397 | 108 | - | - | 108 | 7 521 | - | - | 7 521 |
| Fall 2003(b) | 2 271 | - | - | 2 271 | 6 429 | - | - | 6 429 | 183 | - | - | 183 | 8 883 | - | - | 8 883 |
| Fall 2004(b) | 1 716 | - | - | 1 716 | 6 141 | - | - | 6 141 | 178 | - | - | 178 | 8 035 | - | - | 8 035 |
| Fall 2005(b) | 2 604 | - | - | 2 604 | 5 001 | - | - | 5 001 | 165 | - | - | 165 | 7 770 | - | - | 7 770 |
| Fall 2006(b) | 1 713 | - | - | 1 713 | 5 406 | - | - | 5 406 | 120 | - | - | 120 | 7 239 | - | - | 7 239 |
| Linguistics | | | | | | | | | | | | | | | | |
| Fall 2002 | 660 | - | - | 660 | 642 | 130 | - | 772 | 45 | - | - | 45 | 1 347 | 130 | - | 1 477 |
| Fall 2003 | 699 | - | - | 699 | 777 | 151 | - | 928 | 46 | - | - | 46 | 1 522 | 151 | - | 1 673 |
| Fall 2004 | 765 | - | - | 765 | 867 | - | - | 867 | 52 | - | - | 52 | 1 684 | - | - | 1 684 |
| Fall 2005 | 606 | - | - | 606 | 732 | - | - | 732 | 46 | - | - | 46 | 1 384 | - | - | 1 384 |
| Fall 2006 | 834 | - | - | 834 | 648 | - | - | 648 | 37 | - | - | 37 | 1 519 | - | - | 1 519 |
| Political Science | | | | | | | | | | | | | | | | |
| Fall 2002 | 1 890 | - | 202 | 2 092 | 4 792 | 15 | 225 | 5 032 | 81 | - | - | 81 | 6 763 | 15 | 427 | 7 205 |
| Fall 2003(b) | 2 316 | - | 248 | 2 564 | 5 328 | 6 | 212 | 5 546 | 102 | - | - | 102 | 7 746 | 6 | 460 | 8 212 |
| Fall 2004(b) | 2 058 | - | 195 | 2 253 | 6 051 | 12 | 212 | 6 275 | 198 | - | - | 198 | 8 307 | 12 | 407 | 8 726 |
| Fall 2005(b) | 2 382 | - | 199 | 2 581 | 4 524 | 21 | 228 | 4 773 | 174 | - | - | 174 | 7 080 | 21 | 427 | 7 528 |
| Fall 2006(b) | 2 058 | - | 214 | 2 272 | 4 608 | 12 | 232 | 4 852 | 138 | - | - | 138 | 6 804 | 12 | 446 | 7 262 |
| Psychology | | | | | | | | | | | | | | | | |
| Fall 2002 | 3 648 | - | - | 3 648 | 11 008 | 1 378 | 53 | 12 439 | 380 | 108 | - | 488 | 15 036 | 1 486 | 53 | 16 575 |
| Fall 2003(b) | 2 457 | - | - | 2 457 | 10 748 | 1 384 | 53 | 12 185 | 333 | 197 | - | 530 | 13 538 | 1 581 | 53 | 15 172 |
| Fall 2004(b) | 2 484 | - | - | 2 484 | 5 758 | 1 305 | - | 7 063 | 355 | 108 | - | 463 | 8 597 | 1 413 | - | 10 010 |
| Fall 2005(b) | 2 058 | - | - | 2 058 | 4 935 | 1 273 | - | 6 208 | 257 | 217 | - | 474 | 7 250 | 1 490 | - | 8 740 |
| Fall 2006(b) | 1 878 | - | - | 1 878 | 4 432 | 844 | - | 5 276 | 351 | 165 | - | 516 | 6 661 | 1 009 | - | 7 670 |
| Sociology | | | | | | | | | | | | | | | | |
| Fall 2002 | 3 201 | - | 879 | 4 080 | 6 447 | 477 | - | 6 924 | 138 | 36 | - | 174 | 9 786 | 513 | 879 | 11 178 |
| Fall 2003(b) | 2 491 | - | 757 | 3 248 | 6 929 | 551 | - | 7 480 | 129 | 39 | - | 168 | 9 549 | 590 | 757 | 10 896 |
| Fall 2004(b) | 2 425 | - | 759 | 3 184 | 6 528 | 574 | - | 7 102 | 153 | 71 | - | 224 | 9 106 | 645 | 759 | 10 510 |
| Fall 2005(b) | 3 109 | - | 789 | 3 898 | 6 851 | 620 | - | 7 471 | 210 | 74 | - | 284 | 10 170 | 694 | 789 | 11 653 |
| Fall 2006(b) | 4 023 | - | - | 4 023 | 7 428 | 640 | - | 8 068 | 174 | 60 | - | 234 | 11 625 | 700 | - | 12 325 |
| TOTAL SOCIAL SCIENCES | | | | | | | | | | | | | | | | |
| Fall 2002(i) | 24 926 | 1 782 | 2 882 | 29 590 | 42 322 | 3 949 | 353 | 46 624 | 1 853 | 189 | - | 2 042 | 69 101 | 5 920 | 3 235 | 78 256 |
| Fall 2003 | 23 795 | 1 838 | 2 860 | 28 493 | 44 886 | 3 074 | 265 | 48 225 | 1 699 | 366 | - | 2 065 | 70 380 | 5 278 | 3 125 | 78 783 |
| Fall 2004 | 22 721 | 1 702 | 2 529 | 26 952 | 40 890 | 2 890 | 326 | 44 106 | 1 727 | 212 | - | 1 939 | 65 338 | 4 804 | 2 855 | 72 997 |
| Fall 2005 | 22 880 | 1 086 | 2 277 | 26 243 | 37 264 | 2 989 | 228 | 40 481 | 1 675 | 384 | - | 2 059 | 61 819 | 4 459 | 2 505 | 68 783 |
| Fall 2006 | 23 252 | 1 230 | 1 535 | 26 017 | 37 226 | 2 623 | 297 | 40 146 | 1 585 | 440 | - | 2 025 | 62 063 | 4 293 | 1 832 | 68 188 |
| SOCIAL WORK | | | | | | | | | | | | | | | | |
| Fall 2002 | - | - | - | - | 3 883 | 573 | 495 | 4 951 | 686 | 183 | - | 869 | 4 569 | 756 | 495 | 5 820 |
| Fall 2003 | 207 | - | - | 207 | 4 275 | 867 | - | 5 142 | 1 218 | 183 | - | 1 401 | 5 700 | 1 050 | - | 6 750 |
| Fall 2004 | 216 | - | - | 216 | 3 756 | 597 | - | 4 353 | 1 164 | 156 | - | 1 320 | 5 136 | 753 | - | 5 889 |
| Fall 2005 | 204 | - | - | 204 | 3 051 | 510 | - | 3 561 | 1 223 | 147 | - | 1 370 | 4 478 | 657 | - | 5 135 |
| Fall 2006 | 39 | - | - | 39 | 2 703 | 618 | - | 3 321 | 1 327 | 186 | - | 1 513 | 4 069 | 804 | - | 4 873 |
| TOTAL (DAY & EVENING) (j) | | | | | | | | | | | | | | | | |
| Fall 2002 | 87 809 | 29 003 | 16 182 | 132 994 | 141 747 | 45 887 | 15 115 | 202 749 | 17 218 | 4 313 | 97 | 21 628 | 246 774 | 79 203 | 31 394 | 357 371 |
| Fall 2003 | 88 414 | 29 874 | 12 592 | 130 880 | 142 979 | 45 523 | 14 631 | 203 133 | 17 418 | 5 402 | 111 | 22 931 | 248 811 | 80 799 | 27 334 | 356 944 |
| Fall 2004 | 84 451 | 25 513 | 11 839 | 121 803 | 138 281 | 40 388 | 14 776 | 193 445 | 17 566 | 4 988 | 86 | 22 640 | 240 298 | 70 889 | 26 701 | 337 888 |
| Fall 2005 | 87 139 | 23 854 | 11 233 | 122 226 | 133 631 | 40 633 | 14 110 | 188 374 | 16 731 | 5 280 | 90 | 22 101 | 237 501 | 69 767 | 25 433 | 332 701 |
| Fall 2006 | 91 488 | 25 464 | 11 114 | 128 066 | 134 139 | 42 710 | 13 492 | 190 341 | 15 137 | 5 667 | 130 | 20 934 | 240 764 | 73 841 | 24 736 | 339 341 |

(i) The total for 2002 includes course data for the Centre for Military and Strategic Studies. Beginning in 2003, course data is included in departmental data.

(j) Includes courses which are not assignable to any faculty. In 2002, includes courses offered by the Centre for Military and Strategic Studies.

SECTION HOURS BY LEVEL AND SECTION TYPE (a)

| | JUNIOR LEVEL | | | | SENIOR LEVEL | | | | GRADUATE LEVEL | | | | TOTAL | | | |
|------------------------------------|--------------|-------|-----|-------|--------------|-------|------|-------|----------------|-------|------|-------|-------|-------|------|--------|
| | LEC | LAB | TUT | TOTAL | LEC | LAB | TUT | TOTAL | LEC | LAB | TUT | TOTAL | LEC | LAB | TUT | TOTAL |
| COMMUNICATION & CULTURE | | | | | | | | | | | | | | | | |
| Fall 2002 | 65.0 | 11.0 | 1.0 | 77.0 | 224.5 | 20.0 | 35.5 | 280.0 | 27.0 | 6.0 | - | 33.0 | 316.5 | 37.0 | 36.5 | 390.0 |
| Fall 2003 | 50.0 | 6.0 | - | 56.0 | 176.5 | 45.0 | 53.0 | 274.5 | 51.0 | 6.0 | - | 57.0 | 277.5 | 57.0 | 53.0 | 387.5 |
| Fall 2004 (b) | 56.0 | 13.0 | - | 69.0 | 196.5 | 36.0 | 59.0 | 291.5 | 45.0 | - | - | 45.0 | 297.5 | 49.0 | 59.0 | 405.5 |
| Fall 2005 (b) | 53.0 | 20.0 | - | 73.0 | 241.5 | 26.0 | 45.0 | 312.5 | 72.0 | - | - | 72.0 | 366.5 | 46.0 | 45.0 | 457.5 |
| Fall 2006 (b) | 41.0 | 10.0 | - | 51.0 | 229.5 | 27.0 | 32.0 | 288.5 | 58.5 | - | - | 58.5 | 329.0 | 37.0 | 32.0 | 398.0 |
| CONTINUING EDUCATION (c) | | | | | | | | | | | | | | | | |
| Fall 2002 | - | - | - | - | - | - | - | - | 27.0 | - | - | 27.0 | 27.0 | - | - | 27.0 |
| Fall 2003 | - | - | - | - | - | - | - | - | 27.0 | - | - | 27.0 | 27.0 | - | - | 27.0 |
| ENVIRONMENTAL DESIGN | | | | | | | | | | | | | | | | |
| Fall 2002 | - | - | - | - | 15.5 | 24.8 | - | 40.3 | 136.7 | 339.4 | 1.5 | 477.6 | 152.2 | 364.2 | 1.5 | 517.9 |
| Fall 2003 | - | - | - | - | 12.5 | 16.0 | - | 28.5 | 105.1 | 335.7 | 10.5 | 451.3 | 117.6 | 351.7 | 10.5 | 479.8 |
| Fall 2004 | - | - | - | - | 12.5 | 23.8 | - | 36.3 | 122.2 | 369.0 | 4.0 | 495.2 | 134.7 | 392.8 | 4.0 | 531.5 |
| Fall 2005 | - | - | - | - | 12.5 | 24.6 | - | 37.1 | 164.9 | 323.3 | 4.0 | 492.2 | 177.4 | 347.9 | 4.0 | 529.3 |
| Fall 2006 | - | - | - | - | 12.5 | 32.8 | - | 45.3 | 161.1 | 346.8 | - | 507.9 | 173.6 | 379.6 | - | 553.2 |
| FINE ARTS | | | | | | | | | | | | | | | | |
| Fine Arts (d) | | | | | | | | | | | | | | | | |
| Fall 2002 | - | - | - | - | - | - | - | - | 3.0 | - | - | 3.0 | 3.0 | - | - | 3.0 |
| Fall 2003 | 6.0 | - | - | 6.0 | - | - | - | - | - | - | - | - | 6.0 | - | - | 6.0 |
| Fall 2004 | 6.0 | - | - | 6.0 | 6.0 | 8.0 | - | 14.0 | - | - | - | - | 12.0 | 8.0 | - | 20.0 |
| Fall 2005 | 3.0 | - | - | 3.0 | 5.0 | 2.0 | - | 7.0 | - | - | - | - | 8.0 | 2.0 | - | 10.0 |
| Fall 2006 | 3.0 | - | - | 3.0 | 4.0 | 4.0 | - | 8.0 | - | - | - | - | 7.0 | 4.0 | - | 11.0 |
| Art | | | | | | | | | | | | | | | | |
| Fall 2002 | 51.0 | 36.0 | - | 87.0 | 114.0 | 71.0 | 12.0 | 197.0 | 19.0 | 73.0 | 23.0 | 115.0 | 184.0 | 180.0 | 35.0 | 399.0 |
| Fall 2003 (b) | 39.0 | 30.0 | - | 69.0 | 101.0 | 64.0 | 39.0 | 204.0 | 23.6 | 53.0 | 25.0 | 101.6 | 163.6 | 147.0 | 64.0 | 374.6 |
| Fall 2004 (b) | 42.0 | 33.0 | - | 75.0 | 86.0 | 60.0 | 10.0 | 156.0 | 1.6 | 40.0 | 14.0 | 55.6 | 129.6 | 133.0 | 24.0 | 286.6 |
| Fall 2005 (b) | 42.0 | 24.0 | - | 66.0 | 116.0 | 96.0 | 7.0 | 219.0 | 1.6 | 40.0 | 17.0 | 58.6 | 159.6 | 160.0 | 24.0 | 343.6 |
| Fall 2006 (b) | 33.0 | 27.0 | - | 60.0 | 116.0 | 103.0 | 30.0 | 249.0 | 1.6 | 70.0 | 17.0 | 88.6 | 150.6 | 200.0 | 47.0 | 397.6 |
| Dance | | | | | | | | | | | | | | | | |
| Fall 2002 | 13.0 | 10.0 | - | 23.0 | 29.8 | 34.0 | - | 63.8 | - | - | - | - | 42.8 | 44.0 | - | 86.8 |
| Fall 2003 | 8.0 | 8.0 | - | 16.0 | 28.0 | 48.0 | - | 76.0 | - | - | - | - | 36.0 | 56.0 | - | 92.0 |
| Fall 2004 | 10.0 | 10.0 | - | 20.0 | 26.0 | 34.9 | - | 60.9 | - | - | - | - | 36.0 | 44.9 | - | 80.9 |
| Fall 2005 | 18.0 | 10.0 | - | 28.0 | 38.1 | 76.0 | - | 114.1 | 8.0 | 8.0 | - | 16.0 | 64.1 | 94.0 | - | 158.1 |
| Fall 2006 | 16.0 | 8.0 | - | 24.0 | 21.0 | 63.0 | - | 84.0 | 6.0 | 6.0 | - | 12.0 | 43.0 | 77.0 | - | 120.0 |
| Drama | | | | | | | | | | | | | | | | |
| Fall 2002 | 19.0 | 19.0 | 3.0 | 41.0 | 71.0 | 81.0 | - | 152.0 | 17.0 | 7.0 | - | 24.0 | 107.0 | 107.0 | 3.0 | 217.0 |
| Fall 2003 (b) | 22.0 | 21.0 | 3.0 | 46.0 | 67.0 | 80.0 | - | 147.0 | 15.0 | 5.0 | - | 20.0 | 104.0 | 106.0 | 3.0 | 213.0 |
| Fall 2004 (b) | 25.0 | 23.0 | 2.0 | 50.0 | 72.0 | 95.0 | - | 167.0 | 14.0 | 3.0 | - | 17.0 | 111.0 | 121.0 | 2.0 | 234.0 |
| Fall 2005 (b) | 16.0 | 17.0 | 3.0 | 36.0 | 75.0 | 72.0 | - | 147.0 | 32.0 | 7.0 | - | 39.0 | 123.0 | 96.0 | 3.0 | 222.0 |
| Fall 2006 (b) | 24.0 | 17.0 | 3.0 | 44.0 | 73.0 | 86.0 | - | 159.0 | 31.0 | 8.0 | - | 39.0 | 128.0 | 111.0 | 3.0 | 242.0 |
| Music | | | | | | | | | | | | | | | | |
| Fall 2002 | 25.3 | 42.6 | - | 67.9 | 117.8 | 71.4 | - | 189.2 | 28.5 | 14.0 | - | 42.5 | 171.6 | 128.0 | - | 299.6 |
| Fall 2003 (b) | 19.0 | 38.6 | - | 57.6 | 121.9 | 47.2 | - | 169.1 | 49.5 | 14.0 | - | 63.5 | 190.4 | 99.8 | - | 290.2 |
| Fall 2004 (b) | 20.8 | 38.1 | - | 58.9 | 83.3 | 50.9 | - | 134.2 | 43.5 | 17.0 | - | 60.5 | 147.6 | 106.0 | - | 253.6 |
| Fall 2005 (b) | 14.5 | 42.4 | - | 56.9 | 90.8 | 57.4 | - | 148.2 | 36.4 | 26.9 | - | 63.3 | 141.7 | 126.7 | - | 268.4 |
| Fall 2006 (b) | 18.0 | 33.2 | - | 51.2 | 112.0 | 55.6 | - | 167.6 | 46.4 | 37.8 | - | 84.2 | 176.4 | 126.6 | - | 303.0 |
| TOTAL FINE ARTS | | | | | | | | | | | | | | | | |
| Fall 2002 | 108.3 | 107.6 | 3.0 | 218.9 | 332.6 | 257.4 | 12.0 | 602.0 | 67.5 | 94.0 | 23.0 | 184.5 | 508.4 | 459.0 | 38.0 | 1005.4 |
| Fall 2003 | 94.0 | 97.6 | 3.0 | 194.6 | 317.9 | 239.2 | 39.0 | 596.1 | 88.1 | 72.0 | 25.0 | 185.1 | 500.0 | 408.8 | 67.0 | 975.8 |
| Fall 2004 | 103.8 | 104.1 | 2.0 | 209.9 | 273.3 | 248.8 | 10.0 | 532.1 | 59.1 | 60.0 | 14.0 | 133.1 | 436.2 | 412.9 | 26.0 | 875.1 |
| Fall 2005 | 93.5 | 93.4 | 3.0 | 189.9 | 324.9 | 303.4 | 7.0 | 635.3 | 78.0 | 81.9 | 17.0 | 176.9 | 496.4 | 478.7 | 27.0 | 1002.1 |
| Fall 2006 | 94.0 | 85.2 | 3.0 | 182.2 | 326.0 | 311.6 | 30.0 | 667.6 | 85.0 | 121.8 | 17.0 | 223.8 | 505.0 | 518.6 | 50.0 | 1073.6 |
| HASKAYNE SCHOOL OF BUSINESS | | | | | | | | | | | | | | | | |
| Fall 2002 | 34.0 | 9.0 | - | 43.0 | 499.9 | 24.0 | 28.0 | 551.9 | 193.0 | 1.0 | - | 194.0 | 726.9 | 34.0 | 28.0 | 788.9 |
| Fall 2003 | 27.0 | 9.0 | - | 36.0 | 394.9 | 22.0 | 27.6 | 444.5 | 246.0 | 4.0 | - | 250.0 | 667.9 | 35.0 | 27.6 | 730.5 |
| Fall 2004 | 24.0 | 6.0 | - | 30.0 | 396.5 | 19.5 | 21.0 | 437.0 | 234.4 | 4.0 | - | 238.4 | 654.9 | 29.5 | 21.0 | 705.4 |
| Fall 2005 | 27.0 | 4.0 | - | 31.0 | 391.0 | 24.0 | 23.0 | 438.0 | 183.9 | 2.0 | - | 185.9 | 601.9 | 30.0 | 23.0 | 654.9 |
| Fall 2006 | 21.0 | 3.0 | - | 24.0 | 461.5 | 25.0 | 26.0 | 512.5 | 165.9 | 2.0 | - | 167.9 | 648.4 | 30.0 | 26.0 | 704.4 |

(a) In Fall 1997, the Faculty of Education introduced the Master of Teaching Program. The Faculty of Education is no longer included due to the impact the EDTP courses offered under the program have on the reporting of course statistics.

(b) Excludes Red Deer College course statistics except when a University of Calgary faculty member is on-site.

(c) As of Fall 2004, the Masters of Continuing Education Program is included in the Faculty of Education.

(d) Includes course data for the faculty which are not assignable to any specific department.

SECTION HOURS
BY LEVEL AND SECTION TYPE (Continued)

| | JUNIOR LEVEL | | | | SENIOR LEVEL | | | | GRADUATE LEVEL | | | | TOTAL | | | |
|---------------------------------------|--------------|------|------|-------|--------------|-------|------|-------|----------------|------|-----|-------|--------|-------|-------|--------|
| | LEC | LAB | TUT | TOTAL | LEC | LAB | TUT | TOTAL | LEC | LAB | TUT | TOTAL | LEC | LAB | TUT | TOTAL |
| HUMANITIES | | | | | | | | | | | | | | | | |
| Humanities (d) | | | | | | | | | | | | | | | | |
| Fall 2002 | 21.0 | - | - | 21.0 | 11.0 | 3.0 | - | 14.0 | - | - | - | - | 32.0 | 3.0 | - | 35.0 |
| Fall 2003 (b) | 15.0 | - | - | 15.0 | 3.0 | 3.0 | - | 6.0 | - | - | - | - | 18.0 | 3.0 | - | 21.0 |
| Fall 2004 | 18.0 | - | - | 18.0 | 9.0 | - | - | 9.0 | - | - | - | - | 27.0 | - | - | 27.0 |
| Fall 2005 | 18.0 | - | - | 18.0 | 6.0 | - | - | 6.0 | - | - | - | - | 24.0 | - | - | 24.0 |
| Fall 2006 | 12.0 | - | - | 12.0 | 3.0 | - | - | 3.0 | 6.0 | - | - | 6.0 | 21.0 | - | - | 21.0 |
| English | | | | | | | | | | | | | | | | |
| Fall 2002 | 114.0 | - | - | 114.0 | 180.5 | 6.0 | - | 186.5 | 19.0 | - | - | 19.0 | 313.5 | 6.0 | - | 319.5 |
| Fall 2003 (b) | 93.0 | - | - | 93.0 | 135.0 | 5.0 | - | 140.0 | 18.0 | - | - | 18.0 | 246.0 | 5.0 | - | 251.0 |
| Fall 2004 (b) | 126.0 | - | - | 126.0 | 161.0 | 3.0 | - | 164.0 | 28.0 | - | - | 28.0 | 315.0 | 3.0 | - | 318.0 |
| Fall 2005 (b) | 138.0 | - | - | 138.0 | 127.5 | 6.0 | - | 133.5 | 31.0 | - | - | 31.0 | 296.5 | 6.0 | - | 302.5 |
| Fall 2006 (b) | 162.0 | 3.0 | - | 165.0 | 149.5 | - | - | 149.5 | 20.5 | - | - | 20.5 | 332.0 | 3.0 | - | 335.0 |
| French, Italian & Spanish | | | | | | | | | | | | | | | | |
| Fall 2002 | 171.6 | 37.0 | - | 208.6 | 116.5 | 4.0 | 24.0 | 144.5 | 9.0 | - | - | 9.0 | 297.1 | 41.0 | 24.0 | 362.1 |
| Fall 2003 (b) | 123.0 | 37.0 | - | 160.0 | 91.0 | 8.0 | 23.5 | 122.5 | 15.0 | - | - | 15.0 | 229.0 | 45.0 | 23.5 | 297.5 |
| Fall 2004 (b) | 112.0 | 10.0 | - | 122.0 | 87.0 | 4.0 | 12.0 | 103.0 | 14.0 | - | - | 14.0 | 213.0 | 14.0 | 12.0 | 239.0 |
| Fall 2005 (b) | 112.0 | 11.0 | - | 123.0 | 89.5 | 5.0 | 13.0 | 107.5 | 16.5 | - | - | 16.5 | 218.0 | 16.0 | 13.0 | 247.0 |
| Fall 2006 (b) | 111.0 | 13.0 | - | 124.0 | 80.5 | 1.0 | 15.0 | 96.5 | 16.5 | - | - | 16.5 | 208.0 | 14.0 | 15.0 | 237.0 |
| Germanic, Slavic & East Asian Studies | | | | | | | | | | | | | | | | |
| Fall 2002 | 25.5 | 16.5 | 13.0 | 55.0 | 69.0 | 7.0 | - | 76.0 | - | - | - | - | 94.5 | 23.5 | 13.0 | 131.0 |
| Fall 2003 | 32.0 | 11.0 | 10.0 | 53.0 | 71.0 | 9.0 | 3.0 | 83.0 | 6.0 | - | - | 6.0 | 109.0 | 20.0 | 13.0 | 142.0 |
| Fall 2004 | 41.0 | 15.0 | 3.0 | 59.0 | 60.8 | 10.3 | - | 71.1 | 1.5 | - | - | 1.5 | 103.3 | 25.3 | 3.0 | 131.6 |
| Fall 2005 | 43.0 | 17.0 | 3.0 | 63.0 | 83.3 | 21.8 | - | 105.1 | 6.0 | - | - | 6.0 | 132.3 | 38.8 | 3.0 | 174.1 |
| Fall 2006 | 49.0 | 16.0 | 3.0 | 68.0 | 70.5 | 7.0 | - | 77.5 | 1.5 | - | - | 1.5 | 121.0 | 23.0 | 3.0 | 147.0 |
| Greek & Roman Studies | | | | | | | | | | | | | | | | |
| Fall 2002 | 28.0 | - | 25.0 | 53.0 | 42.0 | - | 4.0 | 46.0 | 12.0 | - | - | 12.0 | 82.0 | - | 29.0 | 111.0 |
| Fall 2003 (b) | 20.0 | - | 28.0 | 48.0 | 37.5 | - | 5.0 | 42.5 | 9.5 | - | 1.0 | 10.5 | 67.0 | - | 34.0 | 101.0 |
| Fall 2004 (b) | 13.0 | - | 23.0 | 36.0 | 31.5 | - | 8.0 | 39.5 | 14.5 | - | 0.5 | 15.0 | 59.0 | - | 31.5 | 90.5 |
| Fall 2005 (b) | 17.0 | - | 21.0 | 38.0 | 33.0 | - | 2.0 | 35.0 | 4.5 | - | - | 4.5 | 54.5 | - | 23.0 | 77.5 |
| Fall 2006 (b) | 25.0 | - | 18.0 | 43.0 | 46.5 | - | 2.0 | 48.5 | 12.0 | - | - | 12.0 | 83.5 | - | 20.0 | 103.5 |
| Philosophy | | | | | | | | | | | | | | | | |
| Fall 2002 | 44.0 | - | 40.0 | 84.0 | 77.5 | - | - | 77.5 | 10.5 | - | - | 10.5 | 132.0 | - | 40.0 | 172.0 |
| Fall 2003 (b) | 30.0 | - | 34.0 | 64.0 | 58.5 | - | - | 58.5 | 13.5 | - | - | 13.5 | 102.0 | - | 34.0 | 136.0 |
| Fall 2004 (b) | 30.0 | - | 31.0 | 61.0 | 82.0 | - | - | 82.0 | 15.0 | - | - | 15.0 | 127.0 | - | 31.0 | 158.0 |
| Fall 2005 (b) | 33.0 | - | 36.0 | 69.0 | 63.0 | - | - | 63.0 | 21.0 | - | - | 21.0 | 117.0 | - | 36.0 | 153.0 |
| Fall 2006 (b) | 37.0 | - | 38.0 | 75.0 | 100.5 | 3.0 | - | 103.5 | 16.5 | - | - | 16.5 | 154.0 | 3.0 | 38.0 | 195.0 |
| Religious Studies | | | | | | | | | | | | | | | | |
| Fall 2002 | 36.0 | - | - | 36.0 | 66.5 | - | 4.0 | 70.5 | 18.0 | - | - | 18.0 | 120.5 | - | 4.0 | 124.5 |
| Fall 2003 (b) | 36.0 | - | - | 36.0 | 60.5 | - | 1.0 | 61.5 | 12.0 | - | - | 12.0 | 108.5 | - | 1.0 | 109.5 |
| Fall 2004 | 33.0 | - | - | 33.0 | 65.0 | - | 21.0 | 86.0 | 42.0 | - | - | 42.0 | 140.0 | - | 21.0 | 161.0 |
| Fall 2005 | 33.0 | - | - | 33.0 | 63.0 | - | 3.0 | 66.0 | 21.0 | - | - | 21.0 | 117.0 | - | 3.0 | 120.0 |
| Fall 2006 | 36.0 | - | - | 36.0 | 61.5 | - | 18.0 | 79.5 | 15.0 | - | - | 15.0 | 112.5 | - | 18.0 | 130.5 |
| TOTAL HUMANITIES | | | | | | | | | | | | | | | | |
| Fall 2002 | 440.1 | 53.5 | 78.0 | 571.6 | 563.0 | 20.0 | 32.0 | 615.0 | 68.5 | - | - | 68.5 | 1071.6 | 73.5 | 110.0 | 1255.1 |
| Fall 2003 | 349.0 | 48.0 | 72.0 | 469.0 | 456.5 | 25.0 | 32.5 | 514.0 | 74.0 | - | 1.0 | 75.0 | 879.5 | 73.0 | 105.5 | 1058.0 |
| Fall 2004 | 373.0 | 25.0 | 57.0 | 455.0 | 496.3 | 17.3 | 41.0 | 554.6 | 115.0 | - | 0.5 | 115.5 | 984.3 | 42.3 | 98.5 | 1125.1 |
| Fall 2005 | 394.0 | 28.0 | 60.0 | 482.0 | 465.3 | 32.8 | 18.0 | 516.1 | 100.0 | - | - | 100.0 | 959.3 | 60.8 | 78.0 | 1098.1 |
| Fall 2006 | 432.0 | 32.0 | 59.0 | 523.0 | 512.0 | 11.0 | 35.0 | 558.0 | 88.0 | - | - | 88.0 | 1032.0 | 43.0 | 94.0 | 1169.0 |
| KINESIOLOGY | | | | | | | | | | | | | | | | |
| Fall 2002 | 19.5 | 62.5 | - | 82.0 | 64.5 | 92.0 | - | 156.5 | 52.5 | 21.0 | 4.0 | 77.5 | 136.5 | 175.5 | 4.0 | 316.0 |
| Fall 2003 | 28.5 | 61.0 | - | 89.5 | 60.7 | 71.2 | 2.0 | 133.9 | 43.5 | 15.0 | 7.0 | 65.5 | 132.7 | 147.2 | 9.0 | 288.9 |
| Fall 2004 | 23.0 | 57.0 | - | 80.0 | 62.5 | 106.5 | 2.0 | 171.0 | 36.0 | 15.0 | 4.0 | 55.0 | 121.5 | 178.5 | 6.0 | 306.0 |
| Fall 2005 | 22.0 | 57.0 | - | 79.0 | 65.0 | 110.0 | 2.0 | 177.0 | 34.5 | 15.0 | 4.0 | 53.5 | 121.5 | 182.0 | 6.0 | 309.5 |
| Fall 2006 | 21.0 | 56.0 | - | 77.0 | 53.1 | 87.0 | 2.0 | 142.1 | 48.0 | 14.0 | 7.0 | 69.0 | 122.1 | 157.0 | 9.0 | 288.1 |
| LAW (e) | | | | | | | | | | | | | | | | |
| Fall 2002 | - | - | - | - | 79.0 | - | - | 79.0 | 34.3 | 4.6 | - | 38.9 | 113.3 | 4.6 | - | 117.9 |
| Fall 2003 | - | - | - | - | 88.8 | - | - | 88.8 | 44.6 | 4.3 | - | 48.9 | 133.4 | 4.3 | - | 137.7 |
| Fall 2004 | - | - | - | - | 83.8 | - | - | 83.8 | 40.8 | 14.3 | - | 55.1 | 124.6 | 14.3 | - | 138.9 |
| Fall 2005 | - | - | - | - | 93.5 | 14.0 | - | 107.5 | 3.0 | - | - | 3.0 | 96.5 | 14.0 | - | 110.5 |
| Fall 2006 | - | - | - | - | 114.5 | 6.0 | - | 120.5 | 1.5 | - | - | 1.5 | 116.0 | 6.0 | - | 122.0 |

(e) At the University of Calgary, graduate level courses are numbered 600 and above. However, in the Faculty of Law, 600 level courses are considered to be senior level courses. Beginning in Fall 2005, 600 level Law courses are reported at the senior level.

SECTION HOURS
BY LEVEL AND SECTION TYPE (Continued)

| | JUNIOR LEVEL | | | | SENIOR LEVEL | | | | GRADUATE LEVEL | | | | TOTAL | | | |
|---|--------------|-------|------|-------|--------------|-------|------|-------|----------------|-------|-----|-------|-------|--------|-------|--------|
| | LEC | LAB | TUT | TOTAL | LEC | LAB | TUT | TOTAL | LEC | LAB | TUT | TOTAL | LEC | LAB | TUT | TOTAL |
| MEDICINE (f) | | | | | | | | | | | | | | | | |
| Fall 2002 | 3.0 | - | - | 3.0 | 6.0 | 30.0 | - | 36.0 | 178.0 | 70.0 | 1.0 | 249.0 | 187.0 | 100.0 | 1.0 | 288.0 |
| Fall 2003 | 6.0 | - | - | 6.0 | 18.0 | 30.0 | - | 48.0 | 127.1 | 94.0 | 2.8 | 223.9 | 151.1 | 124.0 | 2.8 | 277.9 |
| Fall 2004 | 6.0 | - | - | 6.0 | 18.0 | 63.0 | 5.0 | 86.0 | 125.3 | 48.0 | 2.2 | 175.5 | 149.3 | 111.0 | 7.2 | 267.5 |
| Fall 2005 | 9.0 | - | - | 9.0 | 57.0 | 38.0 | 1.0 | 96.0 | 122.0 | 93.5 | 7.0 | 222.5 | 188.0 | 131.5 | 8.0 | 327.5 |
| Fall 2006 | 9.0 | - | - | 9.0 | 69.0 | 58.0 | 2.0 | 129.0 | 121.2 | 99.6 | 4.8 | 225.6 | 199.2 | 157.6 | 6.8 | 363.6 |
| NURSING (g) | | | | | | | | | | | | | | | | |
| Fall 2002 | 17.0 | 142.0 | - | 159.0 | 61.0 | 689.7 | 54.2 | 804.9 | 47.5 | 107.2 | - | 154.7 | 125.5 | 938.9 | 54.2 | 1118.6 |
| Fall 2003 | 17.0 | 142.0 | - | 159.0 | 65.0 | 804.0 | 54.4 | 923.4 | 35.5 | 44.1 | - | 79.6 | 117.5 | 990.1 | 54.4 | 1162.0 |
| Fall 2004 | 14.0 | 134.0 | - | 148.0 | 51.0 | 821.2 | 26.0 | 898.2 | 46.5 | 67.3 | - | 113.8 | 111.5 | 1022.5 | 26.0 | 1160.0 |
| Fall 2005 | 14.0 | 152.0 | - | 166.0 | 51.0 | 783.8 | 56.4 | 891.2 | 53.9 | 24.9 | 1.0 | 79.8 | 118.9 | 960.7 | 57.4 | 1137.0 |
| Fall 2006 | 17.0 | 136.0 | - | 153.0 | 46.0 | 691.8 | 47.6 | 785.4 | 55.9 | 76.9 | 1.0 | 133.8 | 118.9 | 904.7 | 48.6 | 1072.2 |
| SCHULICH SCHOOL OF ENGINEERING (h) | | | | | | | | | | | | | | | | |
| Engineering (d) | | | | | | | | | | | | | | | | |
| Fall 2002 | - | 7.5 | 4.0 | 11.5 | 4.0 | 24.4 | 9.0 | 37.4 | - | - | - | - | 4.0 | 31.9 | 13.0 | 48.9 |
| Fall 2003 | - | 72.0 | - | 72.0 | - | 9.0 | - | 9.0 | - | - | - | - | - | 81.0 | - | 81.0 |
| Fall 2004 | - | 72.1 | - | 72.1 | 3.0 | 6.0 | 1.5 | 10.5 | 3.0 | - | - | 3.0 | 6.0 | 78.1 | 1.5 | 85.6 |
| Fall 2005 | - | - | - | - | 3.0 | 9.0 | 1.5 | 13.5 | 3.7 | - | - | 3.7 | 6.7 | 9.0 | 1.5 | 17.2 |
| Fall 2006 | 1.2 | 38.6 | - | 39.8 | 3.0 | 6.0 | 1.5 | 10.5 | 3.0 | - | - | 3.0 | 7.2 | 44.6 | 1.5 | 53.3 |
| Chemical & Petroleum | | | | | | | | | | | | | | | | |
| Fall 2002 | 6.0 | 18.0 | 5.0 | 29.0 | 42.0 | 82.0 | 12.5 | 136.5 | 45.8 | 5.0 | - | 50.8 | 93.8 | 105.0 | 17.5 | 216.3 |
| Fall 2003 | 6.0 | 15.0 | 3.0 | 24.0 | 46.0 | 71.7 | 12.5 | 130.2 | 42.8 | 5.0 | - | 47.8 | 94.8 | 91.7 | 15.5 | 202.0 |
| Fall 2004 | 6.0 | 15.0 | 4.5 | 25.5 | 42.0 | 75.0 | 12.5 | 129.5 | 75.8 | 5.0 | - | 80.8 | 123.8 | 95.0 | 17.0 | 235.8 |
| Fall 2005 | 6.0 | 15.0 | 4.5 | 25.5 | 48.0 | 80.0 | 16.5 | 144.5 | 75.7 | - | - | 75.7 | 129.7 | 95.0 | 21.0 | 245.7 |
| Fall 2006 | 9.0 | 29.5 | 6.0 | 44.5 | 52.5 | 85.5 | 13.5 | 151.5 | 62.2 | 7.8 | - | 70.0 | 123.7 | 122.8 | 19.5 | 266.0 |
| Civil | | | | | | | | | | | | | | | | |
| Fall 2002 | 7.5 | 3.0 | 10.5 | 21.0 | 54.0 | 31.0 | 20.0 | 105.0 | 64.0 | 3.0 | - | 67.0 | 125.5 | 37.0 | 30.5 | 193.0 |
| Fall 2003 | 12.0 | - | 9.0 | 21.0 | 54.5 | 52.0 | 19.5 | 126.0 | 54.0 | 3.0 | - | 57.0 | 120.5 | 55.0 | 28.5 | 204.0 |
| Fall 2004 | 12.0 | - | 9.0 | 21.0 | 49.5 | 61.0 | 19.5 | 130.0 | 73.0 | - | - | 73.0 | 134.5 | 61.0 | 28.5 | 224.0 |
| Fall 2005 | 12.0 | - | 10.5 | 22.5 | 54.0 | 53.0 | 19.5 | 126.5 | 76.5 | 4.0 | - | 80.5 | 142.5 | 57.0 | 30.0 | 229.5 |
| Fall 2006 | 18.0 | 7.5 | 22.5 | 48.0 | 54.0 | 66.0 | 10.9 | 130.9 | 56.2 | - | - | 56.2 | 128.2 | 73.5 | 33.4 | 235.1 |
| Electrical & Computer | | | | | | | | | | | | | | | | |
| Fall 2002 | - | 3.0 | - | 3.0 | 104.1 | 200.8 | 27.5 | 332.4 | 72.0 | 6.0 | - | 78.0 | 176.1 | 209.8 | 27.5 | 413.4 |
| Fall 2003 | - | 10.0 | - | 10.0 | 101.1 | 160.2 | 27.5 | 288.8 | 63.8 | 4.0 | - | 67.8 | 164.9 | 174.2 | 27.5 | 366.6 |
| Fall 2004 | - | 23.8 | - | 23.8 | 110.1 | 138.8 | 40.5 | 289.4 | 67.8 | 18.0 | - | 85.8 | 177.9 | 180.6 | 40.5 | 399.0 |
| Fall 2005 | - | 11.3 | - | 11.3 | 105.0 | 136.8 | 28.0 | 269.8 | 69.8 | 10.0 | - | 79.8 | 174.8 | 158.1 | 28.0 | 360.9 |
| Fall 2006 | - | 18.8 | - | 18.8 | 111.0 | 113.4 | 27.5 | 251.9 | 69.3 | 14.0 | - | 83.3 | 180.3 | 146.2 | 27.5 | 354.0 |
| Geomatics | | | | | | | | | | | | | | | | |
| Fall 2002 | 12.0 | 21.0 | - | 33.0 | 22.0 | 39.6 | - | 61.6 | 21.5 | - | - | 21.5 | 55.5 | 60.6 | - | 116.1 |
| Fall 2003 | 12.0 | 38.0 | - | 50.0 | 22.0 | 36.6 | 1.5 | 60.1 | 28.5 | - | - | 28.5 | 62.5 | 74.6 | 1.5 | 138.6 |
| Fall 2004 | 12.0 | 24.0 | - | 36.0 | 22.0 | 31.6 | 1.5 | 55.1 | 19.5 | - | - | 19.5 | 53.5 | 55.6 | 1.5 | 110.6 |
| Fall 2005 | - | - | - | - | 23.0 | 24.0 | 1.5 | 48.5 | 16.5 | 6.0 | - | 22.5 | 39.5 | 30.0 | 1.5 | 71.0 |
| Fall 2006 | - | 2.9 | - | 2.9 | 23.0 | 27.0 | 2.1 | 52.1 | 25.0 | 2.0 | - | 27.0 | 48.0 | 31.9 | 2.1 | 82.0 |
| Mechanical | | | | | | | | | | | | | | | | |
| Fall 2002 | 2.0 | 40.2 | - | 42.2 | 74.5 | 101.5 | 6.0 | 182.0 | 47.9 | 1.5 | - | 49.4 | 124.4 | 143.2 | 6.0 | 273.6 |
| Fall 2003 | 2.0 | - | - | 2.0 | 74.4 | 104.4 | 13.0 | 191.8 | 54.2 | - | - | 54.2 | 130.6 | 104.4 | 13.0 | 248.0 |
| Fall 2004 | 2.0 | - | - | 2.0 | 77.0 | 101.0 | 13.0 | 191.0 | 45.5 | - | - | 45.5 | 124.5 | 101.0 | 13.0 | 238.5 |
| Fall 2005 | 2.0 | 60.8 | - | 62.8 | 76.0 | 109.8 | 14.5 | 200.3 | 42.0 | 8.0 | - | 50.0 | 120.0 | 178.6 | 14.5 | 313.1 |
| Fall 2006 | 1.8 | 27.5 | - | 29.3 | 73.0 | 103.0 | 13.5 | 189.5 | 54.2 | - | - | 54.2 | 129.0 | 130.5 | 13.5 | 273.0 |
| TOTAL SCHULICH SCHOOL OF ENGINEERING | | | | | | | | | | | | | | | | |
| Fall 2002 | 27.5 | 92.7 | 19.5 | 139.7 | 300.6 | 479.3 | 75.0 | 854.9 | 251.2 | 15.5 | - | 266.7 | 579.3 | 587.5 | 94.5 | 1261.3 |
| Fall 2003 | 32.0 | 135.0 | 12.0 | 179.0 | 298.0 | 433.9 | 74.0 | 805.9 | 243.3 | 12.0 | - | 255.3 | 573.3 | 580.9 | 86.0 | 1240.2 |
| Fall 2004 | 32.0 | 134.9 | 13.5 | 180.4 | 303.6 | 413.4 | 88.5 | 805.5 | 284.6 | 23.0 | - | 307.6 | 620.2 | 571.3 | 102.0 | 1293.5 |
| Fall 2005 | 20.0 | 87.1 | 15.0 | 122.1 | 309.0 | 412.6 | 81.5 | 803.1 | 284.2 | 28.0 | - | 312.2 | 613.2 | 527.7 | 96.5 | 1237.4 |
| Fall 2006 | 30.0 | 124.8 | 28.5 | 183.3 | 316.5 | 400.9 | 69.0 | 786.4 | 269.9 | 23.8 | - | 293.7 | 616.4 | 549.5 | 97.5 | 1263.4 |

(f) Course data associated with the Graduate Science and Health Sciences programs.

(g) The Faculty of Nursing includes the Conjoint Nursing Program up to and including Fall 2003. As of Fall 2004, data excludes Nursing Offsite courses.

(h) Prior to Fall 2005, the Schulich School of Engineering was named the Faculty of Engineering.

SECTION HOURS
BY LEVEL AND SECTION TYPE (Continued)

| | JUNIOR LEVEL | | | | SENIOR LEVEL | | | | GRADUATE LEVEL | | | | TOTAL | | | |
|--------------------------|--------------|-------|-------|--------|--------------|--------|-------|--------|----------------|------|-----|-------|--------|--------|-------|--------|
| | LEC | LAB | TUT | TOTAL | LEC | LAB | TUT | TOTAL | LEC | LAB | TUT | TOTAL | LEC | LAB | TUT | TOTAL |
| SCIENCE | | | | | | | | | | | | | | | | |
| Biological Sciences | | | | | | | | | | | | | | | | |
| Fall 2002 | 21.0 | 177.4 | 24.0 | 222.4 | 155.1 | 667.6 | 8.0 | 830.7 | 37.0 | 25.0 | - | 62.0 | 213.1 | 870.0 | 32.0 | 1115.1 |
| Fall 2003 (b) | 23.0 | 141.0 | 24.0 | 188.0 | 145.0 | 665.7 | 8.0 | 818.7 | 28.0 | 22.0 | - | 50.0 | 196.0 | 828.7 | 32.0 | 1056.7 |
| Fall 2004 (b) | 21.0 | 105.0 | 24.0 | 150.0 | 157.0 | 669.0 | 8.0 | 834.0 | 39.0 | 25.0 | - | 64.0 | 217.0 | 799.0 | 32.0 | 1048.0 |
| Fall 2005 (b) | 21.0 | 126.0 | 26.0 | 173.0 | 205.0 | 644.6 | 8.0 | 857.6 | 40.1 | 55.0 | - | 95.1 | 266.1 | 825.6 | 34.0 | 1125.7 |
| Fall 2006 (b) | 18.1 | 126.0 | 26.0 | 170.1 | 195.0 | 738.6 | 8.0 | 941.6 | 38.0 | 63.8 | - | 101.8 | 251.1 | 928.4 | 34.0 | 1213.5 |
| Chemistry | | | | | | | | | | | | | | | | |
| Fall 2002 | 24.0 | 216.0 | 14.0 | 254.0 | 38.0 | 223.0 | 22.0 | 283.0 | 35.0 | - | - | 35.0 | 97.0 | 439.0 | 36.0 | 572.0 |
| Fall 2003 | 24.0 | 228.0 | 10.0 | 262.0 | 38.0 | 215.0 | 21.0 | 274.0 | 20.0 | - | - | 20.0 | 82.0 | 443.0 | 31.0 | 556.0 |
| Fall 2004 | 27.0 | 199.5 | 9.0 | 235.5 | 39.0 | 214.0 | 21.0 | 274.0 | 35.0 | - | - | 35.0 | 101.0 | 413.5 | 30.0 | 544.5 |
| Fall 2005 | 24.0 | 225.0 | 9.0 | 258.0 | 37.0 | 219.0 | 21.0 | 277.0 | 23.0 | - | - | 23.0 | 84.0 | 444.0 | 30.0 | 558.0 |
| Fall 2006 | 30.0 | 237.0 | 12.0 | 279.0 | 44.5 | 220.0 | 24.0 | 288.5 | 27.5 | - | - | 27.5 | 102.0 | 457.0 | 36.0 | 595.0 |
| Computer Science | | | | | | | | | | | | | | | | |
| Fall 2002 | 48.0 | 118.0 | 88.0 | 254.0 | 103.5 | 160.0 | 74.0 | 337.5 | 48.0 | 0.5 | - | 48.5 | 199.5 | 278.5 | 162.0 | 640.0 |
| Fall 2003 | 33.0 | 124.0 | 93.0 | 250.0 | 120.5 | 196.0 | 81.0 | 397.5 | 39.0 | - | - | 39.0 | 192.5 | 320.0 | 174.0 | 686.5 |
| Fall 2004 | 36.0 | 87.0 | 106.0 | 229.0 | 109.0 | 82.0 | 144.0 | 335.0 | 52.0 | - | - | 52.0 | 197.0 | 169.0 | 250.0 | 616.0 |
| Fall 2005 (b) | 33.0 | 70.0 | 104.0 | 207.0 | 83.0 | 73.0 | 120.0 | 276.0 | 38.0 | - | - | 38.0 | 154.0 | 143.0 | 224.0 | 521.0 |
| Fall 2006 (b) | 36.0 | 72.0 | 124.0 | 232.0 | 81.5 | 70.0 | 103.0 | 254.5 | 42.0 | 1.0 | - | 43.0 | 159.5 | 143.0 | 227.0 | 529.5 |
| Environmental Science | | | | | | | | | | | | | | | | |
| Fall 2002 | - | - | - | - | 29.6 | 9.0 | - | 38.6 | - | - | - | - | 29.6 | 9.0 | - | 38.6 |
| Fall 2003 | - | - | - | - | 30.6 | 27.0 | - | 57.6 | - | - | - | - | 30.6 | 27.0 | - | 57.6 |
| Fall 2004 | - | - | - | - | 30.6 | 22.0 | 9.0 | 61.6 | - | - | - | - | 30.6 | 22.0 | 9.0 | 61.6 |
| Fall 2005 | - | - | - | - | 30.6 | 18.0 | - | 48.6 | - | - | - | - | 30.6 | 18.0 | - | 48.6 |
| Fall 2006 | - | - | - | - | 30.6 | - | - | 30.6 | - | - | - | - | 30.6 | - | - | 30.6 |
| Geology & Geophysics | | | | | | | | | | | | | | | | |
| Fall 2002 | 12.0 | 33.0 | - | 45.0 | 48.5 | 247.9 | 11.4 | 307.8 | 57.8 | 16.5 | - | 74.3 | 118.3 | 297.4 | 11.4 | 427.1 |
| Fall 2003 | 6.0 | 39.0 | - | 45.0 | 51.0 | 311.0 | 10.9 | 372.9 | 26.0 | 31.5 | 1.0 | 58.5 | 83.0 | 381.5 | 11.9 | 476.4 |
| Fall 2004 | 6.0 | 42.0 | - | 48.0 | 52.5 | 256.8 | 11.4 | 320.7 | 38.0 | 36.0 | - | 74.0 | 96.5 | 334.8 | 11.4 | 442.7 |
| Fall 2005 | 9.0 | 42.0 | - | 51.0 | 48.1 | 352.0 | 10.4 | 410.5 | 38.1 | 36.7 | - | 74.8 | 95.2 | 430.7 | 10.4 | 536.3 |
| Fall 2006 | 12.0 | 54.0 | - | 66.0 | 58.7 | 386.0 | 10.4 | 455.1 | 19.4 | 33.1 | - | 52.5 | 90.1 | 473.1 | 10.4 | 573.6 |
| Mathematics & Statistics | | | | | | | | | | | | | | | | |
| Fall 2002 | 137.0 | 197.5 | 57.0 | 391.5 | 111.3 | 12.0 | 46.0 | 169.3 | 24.0 | 1.5 | - | 25.5 | 272.3 | 211.0 | 103.0 | 586.3 |
| Fall 2003 | 147.0 | 166.0 | 58.0 | 371.0 | 91.3 | 6.0 | 46.0 | 143.3 | 17.0 | - | 1.0 | 18.0 | 255.3 | 172.0 | 105.0 | 532.3 |
| Fall 2004 | 145.0 | 166.0 | 56.0 | 367.0 | 101.8 | 10.0 | 53.0 | 164.8 | 25.5 | - | - | 25.5 | 272.3 | 176.0 | 109.0 | 557.3 |
| Fall 2005 | 138.0 | 160.0 | 64.0 | 362.0 | 83.8 | 6.0 | 59.0 | 148.8 | 26.0 | 1.0 | - | 27.0 | 247.8 | 167.0 | 123.0 | 537.8 |
| Fall 2006 | 157.0 | 179.0 | 58.0 | 394.0 | 96.3 | 10.0 | 62.0 | 168.3 | 26.5 | 1.0 | - | 27.5 | 279.8 | 190.0 | 120.0 | 589.8 |
| Natural Sciences | | | | | | | | | | | | | | | | |
| Fall 2005 | 9.0 | 9.0 | - | 18.0 | 12.0 | 4.0 | 4.0 | 20.0 | - | - | - | - | 21.0 | 13.0 | 4.0 | 38.0 |
| Fall 2006 | 3.0 | 3.0 | - | 6.0 | 9.0 | 10.9 | 4.0 | 23.9 | - | - | - | - | 12.0 | 13.9 | 4.0 | 29.9 |
| Physics & Astronomy | | | | | | | | | | | | | | | | |
| Fall 2002 | 29.0 | 1.0 | 97.0 | 127.0 | 33.0 | 86.5 | 11.0 | 130.5 | 19.8 | - | - | 19.8 | 81.8 | 87.5 | 108.0 | 277.3 |
| Fall 2003 (b) | 26.0 | 1.0 | 95.0 | 122.0 | 52.5 | 121.0 | 14.0 | 187.5 | 15.4 | 9.0 | - | 24.4 | 93.9 | 131.0 | 109.0 | 333.9 |
| Fall 2004 | 23.0 | 1.0 | 85.0 | 109.0 | 48.0 | 121.0 | 11.0 | 180.0 | 16.8 | - | - | 16.8 | 87.8 | 122.0 | 96.0 | 305.8 |
| Fall 2005 (b) | 34.0 | 1.0 | 95.0 | 130.0 | 48.0 | 130.5 | 8.0 | 186.5 | 13.0 | - | - | 13.0 | 95.0 | 131.5 | 103.0 | 329.5 |
| Fall 2006 (b) | 23.0 | - | 96.0 | 119.0 | 47.0 | 115.5 | 8.0 | 170.5 | 10.0 | - | - | 10.0 | 80.0 | 115.5 | 104.0 | 299.5 |
| TOTAL SCIENCE | | | | | | | | | | | | | | | | |
| Fall 2002 | 271.0 | 742.9 | 280.0 | 1293.9 | 519.0 | 1406.0 | 172.4 | 2097.4 | 221.6 | 43.5 | - | 265.1 | 1011.6 | 2192.4 | 452.4 | 3656.4 |
| Fall 2003 | 259.0 | 699.0 | 280.0 | 1238.0 | 528.9 | 1541.7 | 180.9 | 2251.5 | 145.4 | 62.5 | 2.0 | 209.9 | 933.3 | 2303.2 | 462.9 | 3699.4 |
| Fall 2004 | 258.0 | 600.5 | 280.0 | 1138.5 | 537.9 | 1374.8 | 257.4 | 2170.1 | 206.3 | 61.0 | - | 267.3 | 1002.2 | 2036.3 | 537.4 | 3575.9 |
| Fall 2005 | 268.0 | 633.0 | 298.0 | 1199.0 | 547.5 | 1447.1 | 230.4 | 2225.0 | 178.2 | 92.7 | - | 270.9 | 993.7 | 2172.8 | 528.4 | 3694.9 |
| Fall 2006 | 279.1 | 671.0 | 316.0 | 1266.1 | 562.6 | 1551.0 | 219.4 | 2333.0 | 163.4 | 98.9 | - | 262.3 | 1005.1 | 2320.9 | 535.4 | 3861.4 |
| SOCIAL SCIENCES | | | | | | | | | | | | | | | | |
| Social Sciences (d) | | | | | | | | | | | | | | | | |
| Fall 2002 | 5.0 | - | - | 5.0 | 30.0 | 12.0 | - | 42.0 | - | - | - | - | 35.0 | 12.0 | - | 47.0 |
| Fall 2003 | 9.0 | - | - | 9.0 | 15.0 | 9.0 | - | 24.0 | - | - | - | - | 24.0 | 9.0 | - | 33.0 |
| Fall 2004 | 6.0 | - | - | 6.0 | 9.0 | 12.0 | - | 21.0 | 3.0 | - | - | 3.0 | 18.0 | 12.0 | - | 30.0 |
| Fall 2005 | 5.5 | - | - | 5.5 | 24.0 | 6.0 | - | 30.0 | - | - | - | - | 29.5 | 6.0 | - | 35.5 |
| Fall 2006 | 4.5 | - | - | 4.5 | 27.0 | 9.0 | - | 36.0 | 3.0 | - | - | 3.0 | 34.5 | 9.0 | - | 43.5 |
| Anthropology | | | | | | | | | | | | | | | | |
| Fall 2002 | 15.0 | - | - | 15.0 | 57.0 | 6.0 | - | 63.0 | 44.8 | - | - | 44.8 | 116.8 | 6.0 | - | 122.8 |
| Fall 2003 (b) | 9.0 | - | - | 9.0 | 45.0 | - | - | 45.0 | 35.9 | - | - | 35.9 | 89.9 | - | - | 89.9 |
| Fall 2004 (b) | 15.0 | - | - | 15.0 | 36.0 | 3.0 | - | 39.0 | 23.9 | - | - | 23.9 | 74.9 | 3.0 | - | 77.9 |
| Fall 2005 (b) | 18.0 | - | - | 18.0 | 48.0 | 3.0 | - | 51.0 | 30.0 | - | - | 30.0 | 96.0 | 3.0 | - | 99.0 |
| Fall 2006 (b) | 15.0 | - | - | 15.0 | 57.0 | 3.0 | - | 60.0 | 32.3 | - | - | 32.3 | 104.3 | 3.0 | - | 107.3 |

SECTION HOURS
BY LEVEL AND SECTION TYPE (Continued)

| | JUNIOR LEVEL | | | | SENIOR LEVEL | | | | GRADUATE LEVEL | | | | TOTAL | | | |
|--------------------------------------|--------------|--------|-------|--------|--------------|--------|-------|--------|----------------|-------|------|--------|--------|--------|-------|---------|
| | LEC | LAB | TUT | TOTAL | LEC | LAB | TUT | TOTAL | LEC | LAB | TUT | TOTAL | LEC | LAB | TUT | TOTAL |
| SOCIAL SCIENCES (Continued) | | | | | | | | | | | | | | | | |
| Archaeology | | | | | | | | | | | | | | | | |
| Fall 2002 | 9.0 | 32.0 | - | 41.0 | 77.8 | 6.0 | - | 83.8 | 52.0 | - | - | 52.0 | 138.8 | 38.0 | - | 176.8 |
| Fall 2003 (b) | 9.0 | 36.0 | - | 45.0 | 68.9 | 4.0 | - | 72.9 | 36.0 | 2.0 | - | 38.0 | 113.9 | 42.0 | - | 155.9 |
| Fall 2004 (b) | 9.0 | 36.0 | - | 45.0 | 86.8 | 4.0 | - | 90.8 | 25.0 | - | - | 25.0 | 120.8 | 40.0 | - | 160.8 |
| Fall 2005 (b) | 12.0 | 42.0 | - | 54.0 | 90.0 | 7.0 | - | 97.0 | 31.0 | - | - | 31.0 | 133.0 | 49.0 | - | 182.0 |
| Fall 2006 (b) | 12.0 | 42.0 | - | 54.0 | 88.5 | 4.0 | - | 92.5 | 22.5 | 3.0 | - | 25.5 | 123.0 | 49.0 | - | 172.0 |
| Economics | | | | | | | | | | | | | | | | |
| Fall 2002 | 48.0 | - | 12.0 | 60.0 | 123.0 | 2.0 | - | 125.0 | 33.0 | - | - | 33.0 | 204.0 | 2.0 | 12.0 | 218.0 |
| Fall 2003 (b) | 41.0 | - | 11.0 | 52.0 | 129.0 | - | - | 129.0 | 24.0 | - | - | 24.0 | 194.0 | - | 11.0 | 205.0 |
| Fall 2004 (b) | 38.0 | - | 10.0 | 48.0 | 132.0 | - | - | 132.0 | 30.0 | - | - | 30.0 | 200.0 | - | 10.0 | 210.0 |
| Fall 2005 (b) | 32.0 | - | 7.0 | 39.0 | 114.0 | - | - | 114.0 | 21.0 | - | - | 21.0 | 167.0 | - | 7.0 | 174.0 |
| Fall 2006 (b) | 32.0 | - | 8.0 | 40.0 | 99.0 | - | - | 99.0 | 27.0 | - | - | 27.0 | 158.0 | - | 8.0 | 166.0 |
| Geography | | | | | | | | | | | | | | | | |
| Fall 2002 | 17.9 | 38.0 | - | 55.9 | 95.0 | 74.5 | 1.0 | 170.5 | 55.5 | 3.0 | - | 58.5 | 168.4 | 115.5 | 1.0 | 284.9 |
| Fall 2003 | 17.9 | 38.0 | - | 55.9 | 85.5 | 46.5 | - | 132.0 | 54.0 | 8.0 | - | 62.0 | 157.4 | 92.5 | - | 249.9 |
| Fall 2004 | 17.9 | 40.0 | - | 57.9 | 78.6 | 42.5 | 1.0 | 122.1 | 54.0 | 3.0 | - | 57.0 | 150.5 | 85.5 | 1.0 | 237.0 |
| Fall 2005 (b) | 18.0 | 27.0 | - | 45.0 | 66.1 | 48.0 | - | 114.1 | 65.9 | 6.0 | - | 71.9 | 150.0 | 81.0 | - | 231.0 |
| Fall 2006 (b) | 18.0 | 27.0 | - | 45.0 | 69.0 | 49.0 | 1.0 | 119.0 | 56.8 | 18.0 | - | 74.8 | 143.8 | 94.0 | 1.0 | 238.8 |
| History | | | | | | | | | | | | | | | | |
| Fall 2002 | 18.0 | - | - | 18.0 | 174.0 | - | - | 174.0 | 48.0 | - | - | 48.0 | 240.0 | - | - | 240.0 |
| Fall 2003 (b) | 18.0 | - | - | 18.0 | 158.9 | - | - | 158.9 | 63.0 | - | - | 63.0 | 239.9 | - | - | 239.9 |
| Fall 2004 (b) | 18.0 | - | - | 18.0 | 179.8 | - | - | 179.8 | 85.5 | - | - | 85.5 | 283.3 | - | - | 283.3 |
| Fall 2005 (b) | 27.0 | - | - | 27.0 | 132.0 | - | - | 132.0 | 81.0 | - | - | 81.0 | 240.0 | - | - | 240.0 |
| Fall 2006 (b) | 12.0 | - | - | 12.0 | 150.0 | - | - | 150.0 | 66.0 | - | - | 66.0 | 228.0 | - | - | 228.0 |
| Linguistics | | | | | | | | | | | | | | | | |
| Fall 2002 | 9.0 | - | - | 9.0 | 25.0 | 5.0 | - | 30.0 | 21.0 | - | - | 21.0 | 55.0 | 5.0 | - | 60.0 |
| Fall 2003 | 9.0 | - | - | 9.0 | 21.0 | 5.0 | - | 26.0 | 12.0 | - | - | 12.0 | 42.0 | 5.0 | - | 47.0 |
| Fall 2004 | 9.0 | - | - | 9.0 | 31.5 | - | - | 31.5 | 9.0 | - | - | 9.0 | 49.5 | - | - | 49.5 |
| Fall 2005 | 6.0 | - | - | 6.0 | 31.4 | - | - | 31.4 | 12.1 | - | - | 12.1 | 49.5 | - | - | 49.5 |
| Fall 2006 | 9.0 | - | - | 9.0 | 31.4 | - | - | 31.4 | 12.0 | - | - | 12.0 | 52.4 | - | - | 52.4 |
| Political Science | | | | | | | | | | | | | | | | |
| Fall 2002 | 24.0 | - | 6.0 | 30.0 | 109.0 | 3.0 | 9.0 | 121.0 | 37.5 | - | - | 37.5 | 170.5 | 3.0 | 15.0 | 188.5 |
| Fall 2003 (b) | 18.0 | - | 8.0 | 26.0 | 127.5 | 3.0 | 9.0 | 139.5 | 28.5 | - | - | 28.5 | 174.0 | 3.0 | 17.0 | 194.0 |
| Fall 2004 (b) | 18.0 | - | 6.0 | 24.0 | 132.0 | 3.0 | 9.0 | 144.0 | 54.0 | - | - | 54.0 | 204.0 | 3.0 | 15.0 | 222.0 |
| Fall 2005 (b) | 12.0 | - | 6.0 | 18.0 | 87.0 | 3.0 | 9.0 | 99.0 | 39.0 | - | - | 39.0 | 138.0 | 3.0 | 15.0 | 156.0 |
| Fall 2006 (b) | 9.0 | - | 6.0 | 15.0 | 94.5 | 3.0 | 9.0 | 106.5 | 28.5 | - | - | 28.5 | 132.0 | 3.0 | 15.0 | 150.0 |
| Psychology | | | | | | | | | | | | | | | | |
| Fall 2002 | 15.0 | - | - | 15.0 | 179.0 | 325.4 | 3.0 | 507.4 | 92.0 | 30.0 | - | 122.0 | 286.0 | 355.4 | 3.0 | 644.4 |
| Fall 2003 (b) | 9.0 | - | - | 9.0 | 158.5 | 134.0 | 3.0 | 295.5 | 55.5 | 46.0 | - | 101.5 | 223.0 | 180.0 | 3.0 | 406.0 |
| Fall 2004 (b) | 9.0 | - | - | 9.0 | 125.0 | 127.5 | - | 252.5 | 41.0 | 20.5 | - | 61.5 | 175.0 | 148.0 | - | 323.0 |
| Fall 2005 (b) | 12.0 | - | - | 12.0 | 138.5 | 145.0 | - | 283.5 | 36.0 | 37.0 | - | 73.0 | 186.5 | 182.0 | - | 368.5 |
| Fall 2006 (b) | 9.0 | - | - | 9.0 | 108.0 | 114.0 | - | 222.0 | 40.9 | 40.0 | - | 80.9 | 157.9 | 154.0 | - | 311.9 |
| Sociology | | | | | | | | | | | | | | | | |
| Fall 2002 | 21.0 | - | 18.0 | 39.0 | 132.0 | 14.0 | - | 146.0 | 18.0 | 3.0 | - | 21.0 | 171.0 | 17.0 | 18.0 | 206.0 |
| Fall 2003 (b) | 10.0 | - | 12.0 | 22.0 | 111.0 | 14.0 | - | 125.0 | 21.0 | 3.0 | - | 24.0 | 142.0 | 17.0 | 12.0 | 171.0 |
| Fall 2004 (b) | 9.0 | - | 13.0 | 22.0 | 142.5 | 17.0 | - | 159.5 | 16.5 | 5.0 | - | 21.5 | 168.0 | 22.0 | 13.0 | 203.0 |
| Fall 2005 (b) | 12.0 | - | 7.0 | 19.0 | 151.2 | 17.0 | - | 168.2 | 21.0 | 5.0 | - | 26.0 | 184.2 | 22.0 | 7.0 | 213.2 |
| Fall 2006 (b) | 23.0 | - | 5.0 | 28.0 | 125.0 | 31.0 | - | 156.0 | 27.0 | 8.0 | - | 35.0 | 175.0 | 39.0 | 5.0 | 219.0 |
| TOTAL SOCIAL SCIENCES | | | | | | | | | | | | | | | | |
| Fall 2002(i) | 181.9 | 70.0 | 36.0 | 287.9 | 1001.8 | 447.9 | 13.0 | 1462.7 | 410.8 | 36.0 | - | 446.8 | 1594.5 | 553.9 | 49.0 | 2197.4 |
| Fall 2003 | 149.9 | 74.0 | 31.0 | 254.9 | 920.3 | 215.5 | 12.0 | 1147.8 | 329.9 | 59.0 | - | 388.9 | 1400.1 | 348.5 | 43.0 | 1791.6 |
| Fall 2004 | 148.9 | 76.0 | 29.0 | 253.9 | 953.2 | 209.0 | 10.0 | 1172.2 | 341.9 | 28.5 | - | 370.4 | 1444.0 | 313.5 | 39.0 | 1796.5 |
| Fall 2005 | 154.5 | 69.0 | 20.0 | 243.5 | 882.2 | 229.0 | 9.0 | 1120.2 | 337.0 | 48.0 | - | 385.0 | 1373.7 | 346.0 | 29.0 | 1748.7 |
| Fall 2006 | 143.5 | 69.0 | 19.0 | 231.5 | 849.4 | 213.0 | 10.0 | 1072.4 | 316.0 | 69.0 | - | 385.0 | 1308.9 | 351.0 | 29.0 | 1688.9 |
| SOCIAL WORK | | | | | | | | | | | | | | | | |
| Fall 2002 | - | - | - | - | 187.0 | 87.0 | 39.0 | 313.0 | 90.0 | 24.0 | - | 114.0 | 277.0 | 111.0 | 39.0 | 427.0 |
| Fall 2003 | 6.0 | - | - | 6.0 | 255.0 | 96.0 | - | 351.0 | 94.0 | 36.0 | 18.0 | 148.0 | 355.0 | 132.0 | 18.0 | 505.0 |
| Fall 2004 | 6.0 | - | - | 6.0 | 214.5 | 90.0 | - | 304.5 | 98.5 | 33.0 | 18.0 | 149.5 | 319.0 | 123.0 | 18.0 | 460.0 |
| Fall 2005 | 6.0 | - | - | 6.0 | 178.5 | 72.0 | - | 250.5 | 81.5 | 18.0 | 18.0 | 117.5 | 266.0 | 90.0 | 18.0 | 374.0 |
| Fall 2006 | 3.0 | - | - | 3.0 | 148.5 | 60.0 | - | 208.5 | 81.5 | 21.0 | 14.0 | 116.5 | 233.0 | 81.0 | 14.0 | 328.0 |
| TOTAL (DAY & EVENING) (j) | | | | | | | | | | | | | | | | |
| Fall 2002 | 1167.3 | 1291.2 | 417.5 | 2876.0 | 3857.4 | 3582.1 | 461.1 | 7900.6 | 1811.6 | 762.2 | 29.5 | 2603.3 | 6836.3 | 5635.5 | 908.1 | 13379.9 |
| Fall 2003 | 1018.4 | 1271.6 | 398.0 | 2688.0 | 3596.0 | 3543.5 | 481.4 | 7620.9 | 1654.5 | 744.6 | 66.3 | 2465.4 | 6268.9 | 5559.7 | 945.7 | 12774.3 |
| Fall 2004 | 1044.7 | 1150.5 | 381.5 | 2576.7 | 3599.6 | 3423.3 | 519.9 | 7542.8 | 1755.6 | 723.1 | 42.7 | 2521.4 | 6399.9 | 5296.9 | 944.1 | 12640.9 |
| Fall 2005 | 1061.0 | 1143.5 | 396.0 | 2600.5 | 3618.9 | 3517.3 | 473.3 | 7609.5 | 1693.1 | 727.3 | 51.0 | 2471.4 | 6373.0 | 5388.1 | 920.3 | 12681.4 |
| Fall 2006 | 1090.6 | 1187.0 | 425.5 | 2703.1 | 3701.1 | 3475.1 | 473.0 | 7649.2 | 1615.9 | 873.8 | 43.8 | 2533.5 | 6407.6 | 5535.9 | 942.3 | 12885.8 |

(i) The total for 2002 includes course data for the Centre for Military and Strategic Studies. Beginning in 2003, course data is included in departmental data.

(j) Includes courses which are not assignable to any faculty. In 2002, includes courses offered by the Centre for Military and Strategic Studies.

SECTION ENROLEES BY LEVEL AND SECTION TYPE (a)

| | JUNIOR LEVEL | | | | SENIOR LEVEL | | | | GRADUATE LEVEL | | | | TOTAL | | | |
|------------------------------------|--------------|-----|-----|-------|--------------|-----|-------|-------|----------------|-----|-----|-------|-------|-------|-------|--------|
| | LEC | LAB | TUT | TOTAL | LEC | LAB | TUT | TOTAL | LEC | LAB | TUT | TOTAL | LEC | LAB | TUT | TOTAL |
| COMMUNICATION & CULTURE | | | | | | | | | | | | | | | | |
| Fall 2002 | 1 268 | 437 | 114 | 1 819 | 3 035 | 112 | 799 | 3 946 | 60 | 8 | - | 68 | 4 363 | 557 | 913 | 5 833 |
| Fall 2003 | 1 033 | 416 | - | 1 449 | 2 891 | 612 | 1 276 | 4 779 | 76 | 4 | - | 80 | 4 000 | 1 032 | 1 276 | 6 308 |
| Fall 2004(b) | 1 084 | 369 | - | 1 453 | 3 219 | 659 | 1 454 | 5 332 | 67 | - | - | 67 | 4 370 | 1 028 | 1 454 | 6 852 |
| Fall 2005(b) | 1 169 | 448 | - | 1 617 | 3 195 | 46 | 1 031 | 4 272 | 77 | - | - | 77 | 4 441 | 494 | 1 031 | 5 966 |
| Fall 2006(b) | 955 | 288 | - | 1 243 | 2 751 | 82 | 649 | 3 482 | 81 | - | - | 81 | 3 788 | 370 | 649 | 4 807 |
| CONTINUING EDUCATION (c) | | | | | | | | | | | | | | | | |
| Fall 2002 | - | - | - | - | - | - | - | - | 143 | - | - | 143 | 143 | - | - | 143 |
| Fall 2003 | - | - | - | - | - | - | - | - | 133 | - | - | 133 | 133 | - | - | 133 |
| ENVIRONMENTAL DESIGN | | | | | | | | | | | | | | | | |
| Fall 2002 | - | - | - | - | 105 | 62 | - | 167 | 404 | 275 | 11 | 690 | 509 | 337 | 11 | 857 |
| Fall 2003 | - | - | - | - | 100 | 39 | - | 139 | 352 | 418 | 4 | 774 | 452 | 457 | 4 | 913 |
| Fall 2004 | - | - | - | - | 98 | 44 | - | 142 | 403 | 441 | 1 | 845 | 501 | 485 | 1 | 987 |
| Fall 2005 | - | - | - | - | 108 | 52 | - | 160 | 472 | 339 | 1 | 812 | 580 | 391 | 1 | 972 |
| Fall 2006 | - | - | - | - | 139 | 89 | - | 228 | 399 | 318 | - | 717 | 538 | 407 | - | 945 |
| FINE ARTS | | | | | | | | | | | | | | | | |
| Fine Arts (d) | | | | | | | | | | | | | | | | |
| Fall 2002 | - | - | - | - | - | - | - | - | 2 | - | - | 2 | 2 | - | - | 2 |
| Fall 2003 | 55 | - | - | 55 | - | - | - | - | - | - | - | - | 55 | - | - | 55 |
| Fall 2004 | 59 | - | - | 59 | 36 | 36 | - | 72 | - | - | - | - | 95 | 36 | - | 131 |
| Fall 2005 | 41 | - | - | 41 | 28 | 27 | - | 55 | - | - | - | - | 69 | 27 | - | 96 |
| Fall 2006 | 34 | - | - | 34 | 23 | 23 | - | 46 | - | - | - | - | 57 | 23 | - | 80 |
| Art | | | | | | | | | | | | | | | | |
| Fall 2002 | 795 | 260 | - | 1 055 | 688 | 310 | 33 | 1 031 | 13 | 11 | 17 | 41 | 1 496 | 581 | 50 | 2 127 |
| Fall 2003(b) | 727 | 216 | - | 943 | 608 | 278 | 53 | 939 | 16 | 7 | 15 | 38 | 1 351 | 501 | 68 | 1 920 |
| Fall 2004(b) | 654 | 224 | - | 878 | 538 | 266 | 37 | 841 | 6 | 5 | 11 | 22 | 1 198 | 495 | 48 | 1 741 |
| Fall 2005(b) | 521 | 164 | - | 685 | 413 | 216 | 36 | 665 | 4 | 4 | 10 | 18 | 939 | 384 | 46 | 1 369 |
| Fall 2006(b) | 529 | 176 | - | 705 | 496 | 226 | 58 | 780 | 7 | 7 | 14 | 28 | 1 032 | 409 | 72 | 1 513 |
| Dance | | | | | | | | | | | | | | | | |
| Fall 2002 | 155 | 111 | - | 266 | 109 | 94 | - | 203 | - | - | - | - | 264 | 205 | - | 469 |
| Fall 2003 | 97 | 97 | - | 194 | 172 | 122 | - | 294 | - | - | - | - | 269 | 219 | - | 488 |
| Fall 2004 | 115 | 115 | - | 230 | 205 | 128 | - | 333 | - | - | - | - | 320 | 243 | - | 563 |
| Fall 2005 | 85 | 60 | - | 145 | 155 | 85 | - | 241 | 23 | 23 | - | 46 | 263 | 168 | - | 432 |
| Fall 2006 | 131 | 99 | - | 230 | 152 | 137 | - | 289 | 11 | 11 | - | 22 | 294 | 247 | - | 541 |
| Drama | | | | | | | | | | | | | | | | |
| Fall 2002 | 242 | 163 | 79 | 484 | 321 | 249 | - | 570 | 18 | 5 | - | 23 | 581 | 417 | 79 | 1 077 |
| Fall 2003(b) | 224 | 160 | 64 | 448 | 323 | 197 | - | 520 | 14 | 5 | - | 19 | 561 | 362 | 64 | 987 |
| Fall 2004(b) | 172 | 121 | 51 | 344 | 325 | 208 | - | 533 | 9 | 1 | - | 10 | 506 | 330 | 51 | 887 |
| Fall 2005(b) | 173 | 123 | 50 | 346 | 308 | 201 | - | 510 | 24 | 8 | - | 32 | 506 | 333 | 50 | 888 |
| Fall 2006(b) | 148 | 114 | 34 | 296 | 233 | 167 | - | 400 | 19 | 4 | - | 23 | 400 | 285 | 34 | 719 |
| Music | | | | | | | | | | | | | | | | |
| Fall 2002 | 242 | 250 | - | 492 | 442 | 322 | - | 764 | 24 | 9 | - | 33 | 708 | 581 | - | 1 289 |
| Fall 2003(b) | 159 | 173 | - | 332 | 445 | 202 | - | 647 | 38 | 18 | - | 56 | 642 | 393 | - | 1 035 |
| Fall 2004(b) | 220 | 190 | - | 410 | 302 | 202 | - | 504 | 37 | 16 | - | 53 | 559 | 408 | - | 967 |
| Fall 2005(b) | 125 | 128 | - | 253 | 481 | 163 | - | 644 | 39 | 11 | - | 50 | 645 | 302 | - | 948 |
| Fall 2006(b) | 141 | 117 | - | 258 | 387 | 212 | - | 599 | 35 | 15 | - | 50 | 563 | 344 | - | 907 |
| TOTAL FINE ARTS | | | | | | | | | | | | | | | | |
| Fall 2002 | 1 434 | 784 | 79 | 2 297 | 1 560 | 975 | 33 | 2 568 | 57 | 25 | 17 | 99 | 3 051 | 1 784 | 129 | 4 964 |
| Fall 2003 | 1 262 | 646 | 64 | 1 972 | 1 548 | 799 | 53 | 2 400 | 68 | 30 | 15 | 113 | 2 878 | 1 475 | 132 | 4 485 |
| Fall 2004 | 1 220 | 650 | 51 | 1 921 | 1 406 | 840 | 37 | 2 283 | 52 | 22 | 11 | 85 | 2 678 | 1 512 | 99 | 4 289 |
| Fall 2005 | 945 | 475 | 50 | 1 470 | 1 386 | 693 | 36 | 2 115 | 91 | 46 | 10 | 147 | 2 422 | 1 214 | 96 | 3 732 |
| Fall 2006 | 983 | 506 | 34 | 1 523 | 1 291 | 765 | 58 | 2 114 | 72 | 37 | 14 | 123 | 2 346 | 1 308 | 106 | 3 760 |
| HASKAYNE SCHOOL OF BUSINESS | | | | | | | | | | | | | | | | |
| Fall 2002 | 516 | 460 | - | 976 | 5 834 | 801 | 1 717 | 8 352 | 1 638 | 30 | - | 1 668 | 7 988 | 1 291 | 1 717 | 10 996 |
| Fall 2003 | 501 | 456 | - | 957 | 5 364 | 641 | 1 668 | 7 673 | 1 651 | 160 | - | 1 811 | 7 516 | 1 257 | 1 668 | 10 441 |
| Fall 2004 | 441 | 441 | - | 882 | 4 876 | 314 | 1 282 | 6 472 | 1 675 | 134 | - | 1 809 | 6 992 | 889 | 1 282 | 9 163 |
| Fall 2005 | 501 | 455 | - | 956 | 5 098 | 383 | 1 467 | 6 948 | 1 451 | 72 | - | 1 523 | 7 051 | 910 | 1 467 | 9 428 |
| Fall 2006 | 338 | 228 | - | 566 | 5 436 | 437 | 1 559 | 7 432 | 1 190 | 56 | - | 1 246 | 6 964 | 721 | 1 559 | 9 244 |

(a) In Fall 1997, the Faculty of Education introduced the Master of Teaching program. The Faculty of Education is no longer included due to the impact the EDTP courses offered under the program have on the reporting of course statistics.

(b) Excludes Red Deer College course statistics except when a University of Calgary faculty member is on-site.

(c) As of Fall 2004, the Masters of Continuing Education Program is included in the Faculty of Education.

(d) Includes course data for the faculty which are not assignable to any specific department.

SECTION ENROLEES
BY LEVEL AND SECTION TYPE (Continued)

| | JUNIOR LEVEL | | | | SENIOR LEVEL | | | | GRADUATE LEVEL | | | | TOTAL | | | |
|---------------------------------------|--------------|-------|-------|-------|--------------|-----|-----|-------|----------------|-----|-----|-------|-------|-------|-------|--------|
| | LEC | LAB | TUT | TOTAL | LEC | LAB | TUT | TOTAL | LEC | LAB | TUT | TOTAL | LEC | LAB | TUT | TOTAL |
| HUMANITIES | | | | | | | | | | | | | | | | |
| Humanities (d) | | | | | | | | | | | | | | | | |
| Fall 2002 | 135 | - | - | 135 | 100 | 38 | - | 138 | - | - | - | - | 235 | 38 | - | 273 |
| Fall 2003(b) | 103 | - | - | 103 | 41 | 1 | - | 42 | - | - | - | - | 144 | 1 | - | 145 |
| Fall 2004 | 129 | - | - | 129 | 66 | - | - | 66 | - | - | - | - | 195 | - | - | 195 |
| Fall 2005 | 98 | - | - | 98 | 69 | - | - | 69 | - | - | - | - | 167 | - | - | 167 |
| Fall 2006 | 75 | - | - | 75 | 35 | - | - | 35 | 14 | - | - | 14 | 124 | - | - | 124 |
| English | | | | | | | | | | | | | | | | |
| Fall 2002 | 1 399 | - | - | 1 399 | 1 467 | 43 | - | 1 510 | 55 | - | - | 55 | 2 921 | 43 | - | 2 964 |
| Fall 2003(b) | 1 167 | - | - | 1 167 | 1 447 | 40 | - | 1 487 | 61 | - | - | 61 | 2 675 | 40 | - | 2 715 |
| Fall 2004(b) | 1 196 | - | - | 1 196 | 1 670 | 13 | - | 1 683 | 66 | - | - | 66 | 2 932 | 13 | - | 2 945 |
| Fall 2005(b) | 1 228 | - | - | 1 228 | 1 305 | 24 | - | 1 329 | 74 | - | - | 74 | 2 607 | 24 | - | 2 631 |
| Fall 2006(b) | 1 679 | 213 | - | 1 892 | 1 418 | - | - | 1 418 | 81 | - | - | 81 | 3 178 | 213 | - | 3 391 |
| French, Italian & Spanish | | | | | | | | | | | | | | | | |
| Fall 2002 | 798 | 694 | - | 1 492 | 659 | 55 | 362 | 1 076 | 11 | - | - | 11 | 1 468 | 749 | 362 | 2 579 |
| Fall 2003(b) | 831 | 793 | - | 1 624 | 717 | 112 | 298 | 1 127 | 10 | - | - | 10 | 1 558 | 905 | 298 | 2 761 |
| Fall 2004(b) | 791 | 277 | - | 1 068 | 576 | 28 | 206 | 810 | 13 | - | - | 13 | 1 380 | 305 | 206 | 1 891 |
| Fall 2005(b) | 729 | 272 | - | 1 001 | 583 | 39 | 212 | 834 | 18 | - | - | 18 | 1 330 | 311 | 212 | 1 853 |
| Fall 2006(b) | 758 | 322 | - | 1 080 | 553 | 13 | 211 | 777 | 16 | - | - | 16 | 1 327 | 335 | 211 | 1 873 |
| Germanic, Slavic & East Asian Studies | | | | | | | | | | | | | | | | |
| Fall 2002 | 348 | 348 | 173 | 869 | 358 | 134 | - | 492 | - | - | - | - | 706 | 482 | 173 | 1 361 |
| Fall 2003 | 405 | 241 | 204 | 850 | 383 | 174 | 1 | 558 | 2 | - | - | 2 | 790 | 415 | 205 | 1 410 |
| Fall 2004 | 399 | 336 | 37 | 772 | 443 | 194 | - | 637 | 3 | - | - | 3 | 845 | 530 | 37 | 1 412 |
| Fall 2005 | 374 | 332 | 35 | 741 | 490 | 239 | - | 729 | 9 | - | - | 9 | 873 | 571 | 35 | 1 479 |
| Fall 2006 | 425 | 356 | 47 | 828 | 369 | 129 | - | 498 | 3 | - | - | 3 | 797 | 485 | 47 | 1 329 |
| Greek & Roman Studies | | | | | | | | | | | | | | | | |
| Fall 2002 | 491 | - | 448 | 939 | 266 | - | 23 | 289 | 12 | - | - | 12 | 769 | - | 471 | 1 240 |
| Fall 2003(b) | 554 | - | 525 | 1 079 | 248 | - | 22 | 270 | 10 | - | 3 | 13 | 812 | - | 550 | 1 362 |
| Fall 2004(b) | 488 | - | 488 | 976 | 384 | - | 25 | 409 | 13 | - | 3 | 16 | 885 | - | 516 | 1 401 |
| Fall 2005(b) | 507 | - | 507 | 1 014 | 324 | - | 22 | 346 | 8 | - | - | 8 | 839 | - | 529 | 1 368 |
| Fall 2006(b) | 497 | - | 437 | 934 | 361 | - | 20 | 381 | 23 | - | - | 23 | 881 | - | 457 | 1 338 |
| Philosophy | | | | | | | | | | | | | | | | |
| Fall 2002 | 852 | - | 844 | 1 696 | 609 | - | - | 609 | 20 | - | - | 20 | 1 481 | - | 844 | 2 325 |
| Fall 2003(b) | 772 | - | 772 | 1 544 | 618 | - | - | 618 | 34 | - | - | 34 | 1 424 | - | 772 | 2 196 |
| Fall 2004(b) | 737 | - | 737 | 1 474 | 739 | - | - | 739 | 42 | - | - | 42 | 1 518 | - | 737 | 2 255 |
| Fall 2005(b) | 834 | - | 834 | 1 668 | 544 | - | - | 544 | 27 | - | - | 27 | 1 405 | - | 834 | 2 239 |
| Fall 2006(b) | 932 | - | 888 | 1 820 | 797 | 7 | - | 804 | 20 | - | - | 20 | 1 749 | 7 | 888 | 2 644 |
| Religious Studies | | | | | | | | | | | | | | | | |
| Fall 2002 | 715 | - | - | 715 | 466 | - | 11 | 477 | 19 | - | - | 19 | 1 200 | - | 11 | 1 211 |
| Fall 2003(b) | 741 | - | - | 741 | 430 | - | 8 | 438 | 7 | - | - | 7 | 1 178 | - | 8 | 1 186 |
| Fall 2004 | 778 | - | - | 778 | 426 | - | 11 | 437 | 25 | - | - | 25 | 1 229 | - | 11 | 1 240 |
| Fall 2005 | 747 | - | - | 747 | 396 | - | 1 | 397 | 31 | - | - | 31 | 1 174 | - | 1 | 1 175 |
| Fall 2006 | 660 | - | - | 660 | 424 | - | 6 | 430 | 28 | - | - | 28 | 1 112 | - | 6 | 1 118 |
| TOTAL HUMANITIES | | | | | | | | | | | | | | | | |
| Fall 2002 | 4 738 | 1 042 | 1 465 | 7 245 | 3 925 | 270 | 396 | 4 591 | 117 | - | - | 117 | 8 780 | 1 312 | 1 861 | 11 953 |
| Fall 2003 | 4 573 | 1 034 | 1 501 | 7 108 | 3 884 | 327 | 329 | 4 540 | 124 | - | 3 | 127 | 8 581 | 1 361 | 1 833 | 11 775 |
| Fall 2004 | 4 518 | 613 | 1 262 | 6 393 | 4 304 | 235 | 242 | 4 781 | 162 | - | 3 | 165 | 8 984 | 848 | 1 507 | 11 339 |
| Fall 2005 | 4 517 | 604 | 1 376 | 6 497 | 3 711 | 302 | 235 | 4 248 | 167 | - | - | 167 | 8 395 | 906 | 1 611 | 10 912 |
| Fall 2006 | 5 026 | 891 | 1 372 | 7 289 | 3 957 | 149 | 237 | 4 343 | 185 | - | - | 185 | 9 168 | 1 040 | 1 609 | 11 817 |
| KINESIOLOGY | | | | | | | | | | | | | | | | |
| Fall 2002 | 1 079 | 857 | - | 1 936 | 653 | 404 | - | 1 057 | 50 | 27 | 5 | 82 | 1 782 | 1 288 | 5 | 3 075 |
| Fall 2003 | 1 188 | 784 | - | 1 972 | 602 | 351 | 4 | 957 | 32 | 19 | 5 | 56 | 1 822 | 1 154 | 9 | 2 985 |
| Fall 2004 | 1 101 | 758 | - | 1 859 | 666 | 463 | 9 | 1 138 | 31 | 22 | 5 | 58 | 1 798 | 1 243 | 14 | 3 055 |
| Fall 2005 | 1 173 | 795 | - | 1 968 | 633 | 397 | 7 | 1 037 | 43 | 24 | 4 | 71 | 1 849 | 1 216 | 11 | 3 077 |
| Fall 2006 | 1 136 | 760 | - | 1 896 | 538 | 355 | 13 | 906 | 32 | 14 | 7 | 53 | 1 706 | 1 129 | 20 | 2 855 |
| LAW (e) | | | | | | | | | | | | | | | | |
| Fall 2002 | - | - | - | - | 966 | - | - | 966 | 274 | 2 | - | 276 | 1 240 | 2 | - | 1 242 |
| Fall 2003 | - | - | - | - | 919 | - | - | 919 | 314 | 2 | - | 316 | 1 233 | 2 | - | 1 235 |
| Fall 2004 | - | - | - | - | 1 019 | - | - | 1 019 | 283 | 6 | - | 289 | 1 302 | 6 | - | 1 308 |
| Fall 2005 | - | - | - | - | 1 217 | 7 | - | 1 224 | 2 | - | - | 2 | 1 219 | 7 | - | 1 226 |
| Fall 2006 | - | - | - | - | 1 270 | 3 | - | 1 273 | 3 | - | - | 3 | 1 273 | 3 | - | 1 276 |

(e) At the University of Calgary, graduate level courses are numbered 600 and above. However, in the Faculty of Law, 600 level courses are considered to be senior level courses. Beginning in Fall 2005, 600 level Law courses are reported at the senior level.

SECTION ENROLEES
BY LEVEL AND SECTION TYPE (Continued)

| | JUNIOR LEVEL | | | | SENIOR LEVEL | | | | GRADUATE LEVEL | | | | TOTAL | | | |
|---|--------------|-------|-------|-------|--------------|-------|-------|--------|----------------|-----|-----|-------|-------|-------|-------|--------|
| | LEC | LAB | TUT | TOTAL | LEC | LAB | TUT | TOTAL | LEC | LAB | TUT | TOTAL | LEC | LAB | TUT | TOTAL |
| MEDICINE (f) | | | | | | | | | | | | | | | | |
| Fall 2002 | 29 | - | - | 29 | 29 | 5 | - | 34 | 343 | 80 | 18 | 441 | 401 | 85 | 18 | 504 |
| Fall 2003 | 111 | - | - | 111 | 56 | 7 | - | 63 | 360 | 94 | 24 | 478 | 527 | 101 | 24 | 652 |
| Fall 2004 | 157 | - | - | 157 | 216 | 14 | 56 | 286 | 364 | 94 | 29 | 487 | 737 | 108 | 85 | 930 |
| Fall 2005 | 147 | - | - | 147 | 383 | 119 | 54 | 556 | 385 | 121 | 44 | 551 | 915 | 240 | 98 | 1 254 |
| Fall 2006 | 125 | - | - | 125 | 377 | 215 | 50 | 642 | 424 | 219 | 61 | 704 | 926 | 434 | 111 | 1 471 |
| NURSING (g) | | | | | | | | | | | | | | | | |
| Fall 2002 | 448 | 313 | - | 761 | 817 | 862 | 192 | 1 871 | 144 | 42 | - | 186 | 1 409 | 1 217 | 192 | 2 818 |
| Fall 2003 | 453 | 321 | - | 774 | 935 | 963 | 236 | 2 134 | 141 | 31 | - | 172 | 1 529 | 1 315 | 236 | 3 080 |
| Fall 2004 | 420 | 292 | - | 712 | 798 | 775 | 96 | 1 669 | 121 | 38 | - | 159 | 1 339 | 1 105 | 96 | 2 540 |
| Fall 2005 | 439 | 325 | - | 764 | 786 | 781 | 162 | 1 729 | 123 | 20 | 13 | 156 | 1 348 | 1 126 | 175 | 2 649 |
| Fall 2006 | 464 | 319 | - | 783 | 718 | 729 | 132 | 1 579 | 125 | 28 | 5 | 158 | 1 307 | 1 076 | 137 | 2 520 |
| SCHULICH SCHOOL OF ENGINEERING (h) | | | | | | | | | | | | | | | | |
| Engineering (d) | | | | | | | | | | | | | | | | |
| Fall 2002 | - | 595 | 532 | 1 127 | 340 | 1 083 | 940 | 2 363 | - | - | - | - | 340 | 1 678 | 1 472 | 3 490 |
| Fall 2003 | - | 555 | - | 555 | - | 253 | - | 253 | - | - | - | - | - | 808 | - | 808 |
| Fall 2004 | - | 547 | - | 547 | 33 | 274 | 33 | 340 | 28 | - | - | 28 | 61 | 821 | 33 | 915 |
| Fall 2005 | - | - | - | - | 30 | 300 | 30 | 360 | 22 | - | - | 22 | 52 | 300 | 30 | 382 |
| Fall 2006 | 270 | 244 | - | 515 | 70 | 315 | 70 | 455 | 24 | - | - | 24 | 364 | 559 | 70 | 994 |
| Chemical & Petroleum | | | | | | | | | | | | | | | | |
| Fall 2002 | 281 | 348 | 281 | 910 | 741 | 655 | 336 | 1 732 | 221 | 2 | - | 223 | 1 243 | 1 005 | 617 | 2 865 |
| Fall 2003 | 271 | 269 | 271 | 811 | 764 | 576 | 321 | 1 661 | 314 | 1 | - | 315 | 1 349 | 846 | 592 | 2 787 |
| Fall 2004 | 273 | 272 | 273 | 818 | 669 | 595 | 364 | 1 628 | 359 | 1 | - | 360 | 1 301 | 868 | 637 | 2 806 |
| Fall 2005 | 306 | 306 | 306 | 918 | 694 | 615 | 383 | 1 692 | 457 | - | - | 457 | 1 457 | 921 | 689 | 3 067 |
| Fall 2006 | 342 | 413 | 342 | 1 097 | 749 | 634 | 376 | 1 759 | 289 | 7 | - | 296 | 1 380 | 1 054 | 718 | 3 152 |
| Civil | | | | | | | | | | | | | | | | |
| Fall 2002 | 595 | 66 | 874 | 1 535 | 1 423 | 466 | 468 | 2 357 | 201 | 1 | - | 202 | 2 219 | 533 | 1 342 | 4 094 |
| Fall 2003 | 575 | - | 720 | 1 295 | 1 327 | 608 | 591 | 2 526 | 191 | 5 | - | 196 | 2 093 | 613 | 1 311 | 4 017 |
| Fall 2004 | 547 | - | 692 | 1 239 | 1 063 | 635 | 547 | 2 245 | 179 | - | - | 179 | 1 789 | 635 | 1 239 | 3 663 |
| Fall 2005 | 602 | - | 794 | 1 396 | 1 155 | 653 | 538 | 2 346 | 231 | 6 | - | 237 | 1 988 | 659 | 1 332 | 3 979 |
| Fall 2006 | 679 | 47 | 935 | 1 661 | 1 387 | 725 | 424 | 2 536 | 201 | - | - | 201 | 2 267 | 772 | 1 359 | 4 399 |
| Electrical & Computer | | | | | | | | | | | | | | | | |
| Fall 2002 | - | 70 | - | 70 | 2 677 | 2 686 | 1 850 | 7 213 | 363 | 21 | - | 384 | 3 040 | 2 777 | 1 850 | 7 667 |
| Fall 2003 | - | 101 | - | 101 | 2 449 | 2 335 | 1 808 | 6 592 | 288 | 49 | - | 337 | 2 737 | 2 485 | 1 808 | 7 030 |
| Fall 2004 | - | 256 | - | 256 | 2 768 | 2 393 | 1 937 | 7 098 | 234 | 76 | - | 310 | 3 002 | 2 725 | 1 937 | 7 664 |
| Fall 2005 | - | 94 | - | 94 | 2 361 | 2 204 | 1 751 | 6 316 | 202 | 55 | - | 257 | 2 563 | 2 353 | 1 751 | 6 667 |
| Fall 2006 | - | 121 | - | 121 | 2 235 | 2 196 | 1 740 | 6 171 | 219 | 59 | - | 278 | 2 454 | 2 376 | 1 740 | 6 571 |
| Geomatics | | | | | | | | | | | | | | | | |
| Fall 2002 | 532 | 274 | - | 806 | 312 | 400 | - | 712 | 58 | - | - | 58 | 902 | 674 | - | 1 576 |
| Fall 2003 | 535 | 434 | - | 969 | 394 | 361 | 129 | 884 | 45 | - | - | 45 | 974 | 795 | 129 | 1 898 |
| Fall 2004 | 530 | 274 | - | 804 | 363 | 314 | 122 | 799 | 37 | - | - | 37 | 930 | 588 | 122 | 1 640 |
| Fall 2005 | - | - | - | - | 454 | 345 | 109 | 908 | 38 | 14 | - | 52 | 492 | 359 | 109 | 960 |
| Fall 2006 | - | 17 | - | 17 | 341 | 341 | 152 | 834 | 41 | 14 | - | 55 | 382 | 372 | 152 | 907 |
| Mechanical | | | | | | | | | | | | | | | | |
| Fall 2002 | 546 | 596 | - | 1 142 | 1 195 | 1 130 | 360 | 2 685 | 91 | 3 | - | 94 | 1 832 | 1 729 | 360 | 3 921 |
| Fall 2003 | 555 | - | - | 555 | 1 587 | 1 222 | 734 | 3 543 | 97 | - | - | 97 | 2 239 | 1 222 | 734 | 4 195 |
| Fall 2004 | 547 | - | - | 547 | 1 589 | 1 194 | 753 | 3 536 | 155 | - | - | 155 | 2 291 | 1 194 | 753 | 4 238 |
| Fall 2005 | 579 | 485 | - | 1 064 | 1 700 | 1 262 | 742 | 3 704 | 152 | 2 | - | 154 | 2 431 | 1 749 | 742 | 4 922 |
| Fall 2006 | 405 | 169 | - | 575 | 1 698 | 1 319 | 576 | 3 593 | 197 | - | - | 197 | 2 300 | 1 488 | 576 | 4 366 |
| TOTAL SCHULICH SCHOOL OF ENGINEERING | | | | | | | | | | | | | | | | |
| Fall 2002 | 1 954 | 1 949 | 1 687 | 5 590 | 6 688 | 6 420 | 3 954 | 17 062 | 934 | 27 | - | 961 | 9 576 | 8 396 | 5 641 | 23 613 |
| Fall 2003 | 1 936 | 1 359 | 991 | 4 286 | 6 521 | 5 355 | 3 583 | 15 459 | 935 | 55 | - | 990 | 9 392 | 6 769 | 4 574 | 20 735 |
| Fall 2004 | 1 897 | 1 349 | 965 | 4 211 | 6 485 | 5 405 | 3 756 | 15 646 | 992 | 77 | - | 1 069 | 9 374 | 6 831 | 4 721 | 20 926 |
| Fall 2005 | 1 487 | 885 | 1 100 | 3 472 | 6 394 | 5 379 | 3 553 | 15 326 | 1 103 | 77 | - | 1 180 | 8 984 | 6 341 | 4 653 | 19 978 |
| Fall 2006 | 1 697 | 1 014 | 1 277 | 3 988 | 6 480 | 5 530 | 3 339 | 15 349 | 972 | 80 | - | 1 052 | 9 149 | 6 624 | 4 616 | 20 389 |

(f) Course data associated with the Graduate Science and Health Sciences programs.

(g) The Faculty of Nursing includes the Conjoint Nursing Program up to and including Fall 2003. As of Fall 2004, data excludes Nursing Offsite courses.

(h) Prior to Fall 2005, the Schulich School of Engineering was named the Faculty of Engineering.

SECTION ENROLEES
BY LEVEL AND SECTION TYPE (Continued)

| | JUNIOR LEVEL | | | | SENIOR LEVEL | | | | GRADUATE LEVEL | | | | TOTAL | | | |
|-------------------------------------|--------------|-------|-------|--------|--------------|-------|-------|--------|----------------|-----|-----|-------|--------|--------|--------|--------|
| | LEC | LAB | TUT | TOTAL | LEC | LAB | TUT | TOTAL | LEC | LAB | TUT | TOTAL | LEC | LAB | TUT | TOTAL |
| SCIENCE | | | | | | | | | | | | | | | | |
| Biological Sciences | | | | | | | | | | | | | | | | |
| Fall 2002 | 1 497 | 1 042 | 143 | 2 682 | 2 289 | 1 801 | 203 | 4 293 | 107 | 18 | - | 125 | 3 893 | 2 861 | 346 | 7 100 |
| Fall 2003(b) | 1 561 | 1 067 | 138 | 2 766 | 2 382 | 1 931 | 203 | 4 516 | 89 | 20 | - | 109 | 4 032 | 3 018 | 341 | 7 391 |
| Fall 2004(b) | 1 275 | 802 | 136 | 2 213 | 2 196 | 1 779 | 219 | 4 194 | 82 | 14 | - | 96 | 3 553 | 2 595 | 355 | 6 503 |
| Fall 2005(b) | 1 466 | 956 | 141 | 2 563 | 2 390 | 2 011 | 204 | 4 605 | 99 | 23 | - | 122 | 3 955 | 2 990 | 345 | 7 290 |
| Fall 2006(b) | 1 478 | 949 | 149 | 2 576 | 2 505 | 2 118 | 242 | 4 865 | 92 | 25 | - | 117 | 4 075 | 3 092 | 391 | 7 558 |
| Chemistry | | | | | | | | | | | | | | | | |
| Fall 2002 | 1 359 | 1 359 | 1 359 | 4 077 | 1 100 | 1 005 | 543 | 2 648 | 33 | - | - | 33 | 2 492 | 2 364 | 1 902 | 6 758 |
| Fall 2003 | 1 440 | 1 440 | 250 | 3 130 | 1 202 | 1 002 | 586 | 2 790 | 43 | - | - | 43 | 2 685 | 2 442 | 836 | 5 963 |
| Fall 2004 | 1 225 | 1 225 | 238 | 2 688 | 1 213 | 971 | 642 | 2 826 | 50 | - | - | 50 | 2 488 | 2 196 | 880 | 5 564 |
| Fall 2005 | 1 434 | 1 432 | 287 | 3 153 | 1 195 | 899 | 634 | 2 728 | 54 | - | - | 54 | 2 683 | 2 331 | 921 | 5 935 |
| Fall 2006 | 1 543 | 1 542 | 334 | 3 419 | 1 245 | 975 | 688 | 2 908 | 47 | - | - | 47 | 2 835 | 2 517 | 1 022 | 6 374 |
| Computer Science | | | | | | | | | | | | | | | | |
| Fall 2002 | 1 340 | 1 316 | 1 316 | 3 972 | 1 998 | 1 556 | 1 438 | 4 992 | 148 | 8 | - | 156 | 3 486 | 2 880 | 2 754 | 9 120 |
| Fall 2003 | 1 289 | 1 289 | 1 266 | 3 844 | 1 895 | 1 693 | 1 429 | 5 017 | 130 | - | - | 130 | 3 314 | 2 982 | 2 695 | 8 991 |
| Fall 2004 | 1 057 | 1 057 | 1 057 | 3 171 | 1 505 | 896 | 1 422 | 3 823 | 130 | - | - | 130 | 2 692 | 1 953 | 2 479 | 7 124 |
| Fall 2005(b) | 1 061 | 1 050 | 1 061 | 3 172 | 1 103 | 679 | 1 048 | 2 830 | 97 | - | - | 97 | 2 261 | 1 729 | 2 109 | 6 099 |
| Fall 2006(b) | 1 248 | 1 223 | 1 248 | 3 719 | 874 | 583 | 832 | 2 289 | 85 | 8 | - | 93 | 2 207 | 1 814 | 2 080 | 6 101 |
| Environmental Science | | | | | | | | | | | | | | | | |
| Fall 2002 | - | - | - | - | 117 | 1 | - | 118 | - | - | - | - | 117 | 1 | - | 118 |
| Fall 2003 | - | - | - | - | 99 | 3 | - | 102 | - | - | - | - | 99 | 3 | - | 102 |
| Fall 2004 | - | - | - | - | 108 | 24 | 29 | 161 | - | - | - | - | 108 | 24 | 29 | 161 |
| Fall 2005 | - | - | - | - | 98 | 2 | - | 100 | - | - | - | - | 98 | 2 | - | 100 |
| Fall 2006 | - | - | - | - | 103 | - | - | 103 | - | - | - | - | 103 | - | - | 103 |
| Geology & Geophysics | | | | | | | | | | | | | | | | |
| Fall 2002 | 557 | 190 | - | 747 | 850 | 658 | 168 | 1 676 | 101 | 43 | - | 144 | 1 508 | 891 | 168 | 2 567 |
| Fall 2003 | 583 | 243 | - | 826 | 954 | 779 | 145 | 1 878 | 77 | 58 | 7 | 142 | 1 614 | 1 080 | 152 | 2 846 |
| Fall 2004 | 596 | 249 | - | 845 | 1 095 | 920 | 195 | 2 210 | 63 | 59 | - | 122 | 1 754 | 1 228 | 195 | 3 177 |
| Fall 2005 | 899 | 287 | - | 1 186 | 1 157 | 1 044 | 154 | 2 356 | 70 | 71 | - | 141 | 2 126 | 1 403 | 154 | 3 684 |
| Fall 2006 | 973 | 382 | - | 1 355 | 1 302 | 1 198 | 173 | 2 673 | 72 | 83 | - | 155 | 2 347 | 1 663 | 173 | 4 183 |
| Mathematics & Statistics | | | | | | | | | | | | | | | | |
| Fall 2002 | 4 446 | 4 265 | 4 370 | 13 081 | 1 398 | 46 | 1 303 | 2 747 | 59 | 10 | - | 69 | 5 903 | 4 321 | 5 673 | 15 897 |
| Fall 2003 | 4 501 | 4 330 | 3 850 | 12 681 | 1 574 | 42 | 1 462 | 3 078 | 48 | - | 6 | 54 | 6 123 | 4 372 | 5 318 | 15 813 |
| Fall 2004 | 4 337 | 4 225 | 3 796 | 12 358 | 1 714 | 43 | 1 599 | 3 356 | 67 | - | - | 67 | 6 118 | 4 268 | 5 395 | 15 781 |
| Fall 2005 | 4 301 | 4 178 | 3 682 | 12 161 | 1 668 | 3 | 1 606 | 3 277 | 84 | 15 | - | 99 | 6 053 | 4 196 | 5 288 | 15 537 |
| Fall 2006 | 4 795 | 4 683 | 4 064 | 13 542 | 1 678 | 21 | 1 585 | 3 284 | 85 | 13 | - | 98 | 6 558 | 4 717 | 5 649 | 16 924 |
| Natural Sciences | | | | | | | | | | | | | | | | |
| Fall 2005 | 14 | 14 | - | 28 | 74 | 41 | 41 | 156 | - | - | - | - | 88 | 55 | 41 | 184 |
| Fall 2006 | 11 | 11 | - | 22 | 92 | 40 | 39 | 171 | - | - | - | - | 103 | 51 | 39 | 193 |
| Physics & Astronomy | | | | | | | | | | | | | | | | |
| Fall 2002 | 1 364 | 42 | 934 | 2 340 | 303 | 196 | 119 | 618 | 41 | - | - | 41 | 1 708 | 238 | 1 053 | 2 999 |
| Fall 2003(b) | 1 434 | 103 | 1 000 | 2 537 | 713 | 600 | 139 | 1 452 | 51 | 2 | - | 53 | 2 198 | 705 | 1 139 | 4 042 |
| Fall 2004 | 1 278 | 43 | 870 | 2 191 | 735 | 632 | 144 | 1 511 | 64 | - | - | 64 | 2 077 | 675 | 1 014 | 3 766 |
| Fall 2005(b) | 1 421 | 57 | 968 | 2 446 | 706 | 631 | 98 | 1 435 | 69 | - | - | 69 | 2 196 | 688 | 1 066 | 3 950 |
| Fall 2006(b) | 1 348 | - | 929 | 2 277 | 713 | 595 | 85 | 1 393 | 67 | - | - | 67 | 2 128 | 595 | 1 014 | 3 737 |
| TOTAL SCIENCE | | | | | | | | | | | | | | | | |
| Fall 2002 | 10 563 | 8 214 | 8 122 | 26 899 | 8 055 | 5 263 | 3 774 | 17 092 | 489 | 79 | - | 568 | 19 107 | 13 556 | 11 896 | 44 559 |
| Fall 2003 | 10 808 | 8 472 | 6 504 | 25 784 | 8 819 | 6 050 | 3 964 | 18 833 | 438 | 80 | 13 | 531 | 20 065 | 14 602 | 10 481 | 45 148 |
| Fall 2004 | 9 768 | 7 601 | 6 097 | 23 466 | 8 566 | 5 265 | 4 250 | 18 081 | 456 | 73 | - | 529 | 18 790 | 12 939 | 10 347 | 42 076 |
| Fall 2005 | 10 596 | 7 974 | 6 139 | 24 709 | 8 392 | 5 310 | 3 785 | 17 488 | 474 | 109 | - | 583 | 19 461 | 13 394 | 9 924 | 42 780 |
| Fall 2006 | 11 396 | 8 790 | 6 724 | 26 910 | 8 512 | 5 530 | 3 644 | 17 686 | 448 | 129 | - | 577 | 20 356 | 14 449 | 10 368 | 45 174 |
| SOCIAL SCIENCES | | | | | | | | | | | | | | | | |
| Social Sciences (d) | | | | | | | | | | | | | | | | |
| Fall 2002 | 93 | - | - | 93 | 47 | 16 | - | 63 | - | - | - | - | 140 | 16 | - | 156 |
| Fall 2003 | 57 | - | - | 57 | 47 | 6 | - | 53 | - | - | - | - | 104 | 6 | - | 110 |
| Fall 2004 | 30 | - | - | 30 | 39 | 10 | - | 49 | 10 | - | - | 10 | 79 | 10 | - | 89 |
| Fall 2005 | 8 | - | - | 8 | 123 | 9 | - | 132 | - | - | - | - | 131 | 9 | - | 140 |
| Fall 2006 | 50 | - | - | 50 | 173 | 14 | - | 187 | 9 | - | - | 9 | 232 | 14 | - | 246 |
| Anthropology | | | | | | | | | | | | | | | | |
| Fall 2002 | 846 | - | - | 846 | 623 | 45 | - | 668 | 38 | - | - | 38 | 1 507 | 45 | - | 1 552 |
| Fall 2003(b) | 808 | - | - | 808 | 627 | - | - | 627 | 32 | - | - | 32 | 1 467 | - | - | 1 467 |
| Fall 2004(b) | 1 119 | - | - | 1 119 | 1 016 | 53 | - | 1 069 | 16 | - | - | 16 | 2 151 | 53 | - | 2 204 |
| Fall 2005(b) | 756 | - | - | 756 | 962 | 42 | - | 1 004 | 21 | - | - | 21 | 1 739 | 42 | - | 1 781 |
| Fall 2006(b) | 1 074 | - | - | 1 074 | 1 137 | 47 | - | 1 184 | 19 | - | - | 19 | 2 230 | 47 | - | 2 277 |

SECTION ENROLEES
BY LEVEL AND SECTION TYPE (Continued)

| | JUNIOR LEVEL | | | | SENIOR LEVEL | | | | GRADUATE LEVEL | | | | TOTAL | | | |
|-----------------------------|--------------|--------|--------|--------|--------------|--------|--------|--------|----------------|-------|-----|-------|--------|--------|--------|---------|
| | LEC | LAB | TUT | TOTAL | LEC | LAB | TUT | TOTAL | LEC | LAB | TUT | TOTAL | LEC | LAB | TUT | TOTAL |
| SOCIAL SCIENCES (Continued) | | | | | | | | | | | | | | | | |
| Archaeology | | | | | | | | | | | | | | | | |
| Fall 2002 | 377 | 258 | - | 635 | 569 | 65 | - | 634 | 37 | - | - | 37 | 983 | 323 | - | 1 306 |
| Fall 2003(b) | 457 | 265 | - | 722 | 697 | 30 | - | 727 | 40 | 7 | - | 47 | 1 194 | 302 | - | 1 496 |
| Fall 2004(b) | 364 | 234 | - | 598 | 547 | 30 | - | 577 | 21 | - | - | 21 | 932 | 264 | - | 1 196 |
| Fall 2005(b) | 432 | 221 | - | 653 | 674 | 39 | - | 713 | 24 | - | - | 24 | 1 130 | 260 | - | 1 390 |
| Fall 2006(b) | 455 | 265 | - | 720 | 587 | 31 | - | 618 | 26 | 10 | - | 36 | 1 068 | 306 | - | 1 374 |
| Economics | | | | | | | | | | | | | | | | |
| Fall 2002 | 2 136 | - | 1 801 | 3 937 | 1 941 | 68 | - | 2 009 | 140 | - | - | 140 | 4 217 | 68 | 1 801 | 6 086 |
| Fall 2003(b) | 2 088 | - | 1 855 | 3 943 | 2 111 | - | - | 2 111 | 73 | - | - | 73 | 4 272 | - | 1 855 | 6 127 |
| Fall 2004(b) | 1 807 | - | 1 575 | 3 382 | 2 235 | - | - | 2 235 | 69 | - | - | 69 | 4 111 | - | 1 575 | 5 686 |
| Fall 2005(b) | 1 683 | - | 1 289 | 2 972 | 1 919 | - | - | 1 919 | 68 | - | - | 68 | 3 670 | - | 1 289 | 4 959 |
| Fall 2006(b) | 1 776 | - | 1 321 | 3 097 | 1 824 | - | - | 1 824 | 81 | - | - | 81 | 3 681 | - | 1 321 | 5 002 |
| Geography | | | | | | | | | | | | | | | | |
| Fall 2002 | 971 | 557 | - | 1 528 | 1 492 | 528 | 75 | 2 095 | 136 | 15 | - | 151 | 2 599 | 1 100 | 75 | 3 774 |
| Fall 2003 | 1 081 | 576 | - | 1 657 | 1 417 | 441 | - | 1 858 | 153 | 41 | - | 194 | 2 651 | 1 058 | - | 3 709 |
| Fall 2004 | 1 075 | 548 | - | 1 623 | 1 355 | 368 | 114 | 1 837 | 150 | 11 | - | 161 | 2 580 | 927 | 114 | 3 621 |
| Fall 2005(b) | 1 090 | 141 | - | 1 231 | 1 328 | 384 | - | 1 712 | 164 | 31 | - | 195 | 2 582 | 556 | - | 3 138 |
| Fall 2006(b) | 827 | 145 | - | 972 | 1 174 | 397 | 65 | 1 636 | 120 | 67 | - | 187 | 2 121 | 609 | 65 | 2 795 |
| History | | | | | | | | | | | | | | | | |
| Fall 2002 | 672 | - | - | 672 | 1 799 | - | - | 1 799 | 36 | - | - | 36 | 2 507 | - | - | 2 507 |
| Fall 2003(b) | 757 | - | - | 757 | 2 143 | - | - | 2 143 | 61 | - | - | 61 | 2 961 | - | - | 2 961 |
| Fall 2004(b) | 572 | - | - | 572 | 2 047 | - | - | 2 047 | 59 | - | - | 59 | 2 678 | - | - | 2 678 |
| Fall 2005(b) | 868 | - | - | 868 | 1 667 | - | - | 1 667 | 55 | - | - | 55 | 2 590 | - | - | 2 590 |
| Fall 2006(b) | 571 | - | - | 571 | 1 802 | - | - | 1 802 | 40 | - | - | 40 | 2 413 | - | - | 2 413 |
| Linguistics | | | | | | | | | | | | | | | | |
| Fall 2002 | 220 | - | - | 220 | 220 | 65 | - | 285 | 15 | - | - | 15 | 455 | 65 | - | 520 |
| Fall 2003 | 233 | - | - | 233 | 289 | 91 | - | 380 | 15 | - | - | 15 | 537 | 91 | - | 628 |
| Fall 2004 | 255 | - | - | 255 | 289 | - | - | 289 | 17 | - | - | 17 | 561 | - | - | 561 |
| Fall 2005 | 202 | - | - | 202 | 244 | - | - | 244 | 15 | - | - | 15 | 461 | - | - | 461 |
| Fall 2006 | 278 | - | - | 278 | 216 | - | - | 216 | 12 | - | - | 12 | 506 | - | - | 506 |
| Political Science | | | | | | | | | | | | | | | | |
| Fall 2002 | 630 | - | 202 | 832 | 1 596 | 5 | 225 | 1 826 | 27 | - | - | 27 | 2 253 | 5 | 427 | 2 685 |
| Fall 2003(b) | 772 | - | 248 | 1 020 | 1 776 | 2 | 212 | 1 990 | 34 | - | - | 34 | 2 582 | 2 | 460 | 3 044 |
| Fall 2004(b) | 686 | - | 195 | 881 | 2 017 | 4 | 212 | 2 233 | 66 | - | - | 66 | 2 769 | 4 | 407 | 3 180 |
| Fall 2005(b) | 794 | - | 993 | 1 508 | 1 508 | 7 | 228 | 1 743 | 58 | - | - | 58 | 2 360 | 7 | 427 | 2 794 |
| Fall 2006(b) | 686 | - | 214 | 900 | 1 536 | 4 | 232 | 1 772 | 46 | - | - | 46 | 2 268 | 4 | 446 | 2 718 |
| Psychology | | | | | | | | | | | | | | | | |
| Fall 2002 | 1 216 | - | - | 1 216 | 3 662 | 632 | 53 | 4 347 | 116 | 36 | - | 152 | 4 994 | 668 | 53 | 5 715 |
| Fall 2003(b) | 819 | - | - | 819 | 3 595 | 712 | 53 | 4 360 | 118 | 55 | - | 173 | 4 532 | 767 | 53 | 5 352 |
| Fall 2004(b) | 828 | - | - | 828 | 1 934 | 670 | - | 2 604 | 135 | 46 | - | 181 | 2 897 | 716 | - | 3 613 |
| Fall 2005(b) | 686 | - | - | 686 | 1 658 | 621 | - | 2 279 | 103 | 59 | - | 162 | 2 447 | 680 | - | 3 127 |
| Fall 2006(b) | 626 | - | - | 626 | 1 444 | 423 | - | 1 867 | 119 | 43 | - | 162 | 2 189 | 466 | - | 2 655 |
| Sociology | | | | | | | | | | | | | | | | |
| Fall 2002 | 1 020 | - | 879 | 1 899 | 2 146 | 190 | - | 2 336 | 46 | 12 | - | 58 | 3 212 | 202 | 879 | 4 293 |
| Fall 2003(b) | 812 | - | 757 | 1 569 | 2 310 | 215 | - | 2 525 | 43 | 13 | - | 56 | 3 165 | 228 | 757 | 4 150 |
| Fall 2004(b) | 796 | - | 796 | 1 592 | 2 176 | 223 | - | 2 399 | 51 | 28 | - | 79 | 3 023 | 251 | 796 | 4 070 |
| Fall 2005(b) | 1 020 | - | 838 | 1 858 | 2 284 | 239 | - | 2 523 | 70 | 28 | - | 98 | 3 374 | 267 | 838 | 4 479 |
| Fall 2006(b) | 1 193 | - | 444 | 1 637 | 2 476 | 241 | - | 2 717 | 58 | 23 | - | 81 | 3 727 | 264 | 444 | 4 435 |
| TOTAL SOCIAL SCIENCES | | | | | | | | | | | | | | | | |
| Fall 2002(i) | 8 181 | 815 | 2 882 | 11 878 | 14 095 | 1 614 | 353 | 16 062 | 605 | 63 | - | 668 | 22 881 | 2 492 | 3 235 | 28 608 |
| Fall 2003 | 7 884 | 841 | 2 860 | 11 585 | 15 012 | 1 497 | 265 | 16 774 | 569 | 116 | - | 685 | 23 465 | 2 454 | 3 125 | 29 044 |
| Fall 2004 | 7 532 | 782 | 2 566 | 10 880 | 13 655 | 1 358 | 326 | 15 339 | 594 | 85 | - | 679 | 21 781 | 2 225 | 2 892 | 26 898 |
| Fall 2005 | 7 540 | 362 | 2 326 | 10 228 | 12 367 | 1 341 | 228 | 13 936 | 578 | 118 | - | 696 | 20 485 | 1 821 | 2 554 | 24 860 |
| Fall 2006 | 7 536 | 410 | 1 979 | 9 925 | 12 369 | 1 157 | 297 | 13 823 | 531 | 143 | - | 674 | 20 436 | 1 710 | 2 276 | 24 422 |
| SOCIAL WORK | | | | | | | | | | | | | | | | |
| Fall 2002 | - | - | - | - | 1 254 | 191 | 165 | 1 610 | 234 | 61 | - | 295 | 1 488 | 252 | 165 | 1 905 |
| Fall 2003 | 69 | - | - | 69 | 1 425 | 289 | - | 1 714 | 374 | 61 | 39 | 474 | 1 868 | 350 | 39 | 2 257 |
| Fall 2004 | 72 | - | - | 72 | 1 252 | 199 | - | 1 451 | 348 | 52 | 44 | 444 | 1 672 | 251 | 44 | 1 967 |
| Fall 2005 | 68 | - | - | 68 | 1 017 | 168 | - | 1 185 | 361 | 49 | 49 | 459 | 1 446 | 217 | 49 | 1 712 |
| Fall 2006 | 13 | - | - | 13 | 901 | 206 | - | 1 107 | 405 | 62 | 62 | 529 | 1 319 | 268 | 62 | 1 649 |
| TOTAL (DAY & EVENING) (j) | | | | | | | | | | | | | | | | |
| Fall 2002 | 30 210 | 14 871 | 14 349 | 59 430 | 47 017 | 16 980 | 11 383 | 75 380 | 5 494 | 719 | 51 | 6 264 | 82 721 | 32 570 | 25 783 | 141 074 |
| Fall 2003 | 29 818 | 14 329 | 11 920 | 56 067 | 48 117 | 16 931 | 11 419 | 76 467 | 5 567 | 1 070 | 103 | 6 740 | 83 502 | 32 330 | 23 442 | 139 274 |
| Fall 2004 | 28 210 | 12 855 | 10 941 | 52 006 | 46 560 | 15 571 | 11 508 | 73 639 | 5 548 | 1 044 | 93 | 6 685 | 80 318 | 29 470 | 22 542 | 132 330 |
| Fall 2005 | 28 583 | 12 323 | 10 991 | 51 897 | 44 687 | 14 979 | 10 558 | 70 224 | 5 327 | 976 | 121 | 6 424 | 78 596 | 28 278 | 21 670 | 128 545 |
| Fall 2006 | 29 670 | 13 206 | 11 386 | 54 261 | 44 739 | 15 247 | 9 978 | 69 965 | 4 866 | 1 086 | 149 | 6 101 | 79 275 | 29 540 | 21 513 | 130 328 |

(i) The total for 2002 includes course data for the Centre for Military and Strategic Studies. Beginning in 2003, course data is included in departmental data.

(j) Includes courses which are not assignable to any faculty. In 2002, includes courses offered by the Centre for Military and Strategic Studies.

SECTIONS BY LEVEL AND SECTION TYPE (a)

| | JUNIOR LEVEL | | | | SENIOR LEVEL | | | | GRADUATE LEVEL | | | | TOTAL | | | |
|------------------------------------|--------------|------|-----|-------|--------------|------|------|-------|----------------|------|------|-------|-------|-------|------|-------|
| | LEC | LAB | TUT | TOTAL | LEC | LAB | TUT | TOTAL | LEC | LAB | TUT | TOTAL | LEC | LAB | TUT | TOTAL |
| COMMUNICATION & CULTURE | | | | | | | | | | | | | | | | |
| Fall 2002 | 22.0 | 9.0 | 1.0 | 32.0 | 78.0 | 7.0 | 28.0 | 113.0 | 9.0 | 1.0 | - | 10.0 | 109.0 | 17.0 | 29.0 | 155.0 |
| Fall 2003 | 18.0 | 4.0 | - | 22.0 | 61.5 | 27.0 | 46.0 | 134.5 | 17.0 | 1.0 | - | 18.0 | 96.5 | 32.0 | 46.0 | 174.5 |
| Fall 2004(b) | 20.0 | 11.0 | - | 31.0 | 70.5 | 27.0 | 51.0 | 148.5 | 14.0 | - | - | 14.0 | 104.5 | 38.0 | 51.0 | 193.5 |
| Fall 2005(b) | 19.0 | 14.0 | - | 33.0 | 83.5 | 7.0 | 35.0 | 125.5 | 23.0 | - | - | 23.0 | 125.5 | 21.0 | 35.0 | 181.5 |
| Fall 2006(b) | 14.0 | 10.0 | - | 24.0 | 75.5 | 9.0 | 26.0 | 110.5 | 18.5 | - | - | 18.5 | 108.0 | 19.0 | 26.0 | 153.0 |
| CONTINUING EDUCATION (c) | | | | | | | | | | | | | | | | |
| Fall 2002 | - | - | - | - | - | - | - | - | 9.0 | - | - | 9.0 | 9.0 | - | - | 9.0 |
| Fall 2003 | - | - | - | - | - | - | - | - | 9.0 | - | - | 9.0 | 9.0 | - | - | 9.0 |
| ENVIRONMENTAL DESIGN | | | | | | | | | | | | | | | | |
| Fall 2002 | - | - | - | - | 5.0 | 4.0 | - | 9.0 | 31.8 | 44.6 | 1.0 | 77.4 | 36.8 | 48.6 | 1.0 | 86.4 |
| Fall 2003 | - | - | - | - | 4.0 | 2.1 | - | 6.1 | 24.3 | 40.4 | 4.5 | 69.2 | 28.3 | 42.5 | 4.5 | 75.3 |
| Fall 2004 | - | - | - | - | 4.0 | 3.0 | - | 7.0 | 25.0 | 54.9 | 1.0 | 80.9 | 29.0 | 57.9 | 1.0 | 87.9 |
| Fall 2005 | - | - | - | - | 4.0 | 4.0 | - | 8.0 | 33.9 | 47.1 | 1.0 | 82.0 | 37.9 | 51.1 | 1.0 | 90.0 |
| Fall 2006 | - | - | - | - | 4.0 | 5.0 | - | 9.0 | 33.2 | 40.0 | - | 73.2 | 37.2 | 45.0 | - | 82.2 |
| FINE ARTS | | | | | | | | | | | | | | | | |
| Fine Arts (d) | | | | | | | | | | | | | | | | |
| Fall 2002 | - | - | - | - | - | - | - | - | 1.0 | - | - | 1.0 | 1.0 | - | - | 1.0 |
| Fall 2003 | 2.0 | - | - | 2.0 | - | - | - | - | - | - | - | - | 2.0 | - | - | 2.0 |
| Fall 2004 | 2.0 | - | - | 2.0 | 3.0 | 4.0 | - | 7.0 | - | - | - | - | 5.0 | 4.0 | - | 9.0 |
| Fall 2005 | 1.0 | - | - | 1.0 | 2.0 | 1.0 | - | 3.0 | - | - | - | - | 3.0 | 1.0 | - | 4.0 |
| Fall 2006 | 1.0 | - | - | 1.0 | 2.0 | 2.0 | - | 4.0 | - | - | - | - | 3.0 | 2.0 | - | 5.0 |
| Art | | | | | | | | | | | | | | | | |
| Fall 2002 | 16.0 | 12.0 | - | 28.0 | 37.2 | 24.2 | 4.0 | 65.4 | 4.0 | 8.0 | 10.0 | 22.0 | 57.2 | 44.2 | 14.0 | 115.4 |
| Fall 2003(b) | 13.0 | 10.0 | - | 23.0 | 33.0 | 22.0 | 13.0 | 68.0 | 5.6 | 6.0 | 10.0 | 21.6 | 51.6 | 38.0 | 23.0 | 112.6 |
| Fall 2004(b) | 14.0 | 11.0 | - | 25.0 | 28.9 | 19.9 | 4.0 | 52.8 | 0.6 | 4.0 | 6.0 | 10.6 | 43.5 | 34.9 | 10.0 | 88.4 |
| Fall 2005(b) | 13.0 | 8.0 | - | 21.0 | 39.0 | 32.0 | 3.0 | 74.0 | 0.6 | 4.0 | 7.0 | 11.6 | 52.6 | 44.0 | 10.0 | 106.6 |
| Fall 2006(b) | 11.0 | 9.0 | - | 20.0 | 39.0 | 33.0 | 12.0 | 84.0 | 0.6 | 7.0 | 8.0 | 15.6 | 50.6 | 49.0 | 20.0 | 119.6 |
| Dance | | | | | | | | | | | | | | | | |
| Fall 2002 | 6.0 | 5.0 | - | 11.0 | 10.0 | 8.2 | - | 18.2 | - | - | - | - | 16.0 | 13.2 | - | 29.2 |
| Fall 2003 | 4.0 | 4.0 | - | 8.0 | 14.0 | 12.0 | - | 26.0 | - | - | - | - | 18.0 | 16.0 | - | 34.0 |
| Fall 2004 | 5.0 | 5.0 | - | 10.0 | 11.9 | 9.8 | - | 21.7 | - | - | - | - | 16.9 | 14.8 | - | 31.7 |
| Fall 2005 | 7.0 | 5.0 | - | 12.0 | 19.4 | 16.4 | - | 35.8 | 4.0 | 4.0 | - | 8.0 | 30.4 | 25.4 | - | 55.8 |
| Fall 2006 | 6.0 | 4.0 | - | 10.0 | 12.0 | 13.0 | - | 25.0 | 3.0 | 3.0 | - | 6.0 | 21.0 | 20.0 | - | 41.0 |
| Drama | | | | | | | | | | | | | | | | |
| Fall 2002 | 7.0 | 8.0 | 3.0 | 18.0 | 31.0 | 22.4 | - | 53.4 | 8.0 | 3.0 | - | 11.0 | 46.0 | 33.4 | 3.0 | 82.4 |
| Fall 2003(b) | 8.0 | 9.0 | 3.0 | 20.0 | 29.0 | 20.0 | - | 49.0 | 7.0 | 2.0 | - | 9.0 | 44.0 | 31.0 | 3.0 | 78.0 |
| Fall 2004(b) | 9.0 | 10.0 | 2.0 | 21.0 | 30.0 | 23.0 | - | 53.0 | 6.5 | 1.0 | - | 7.5 | 45.5 | 34.0 | 2.0 | 81.5 |
| Fall 2005(b) | 6.0 | 7.0 | 3.0 | 16.0 | 32.5 | 23.0 | - | 55.5 | 14.0 | 3.0 | - | 17.0 | 52.5 | 33.0 | 3.0 | 88.5 |
| Fall 2006(b) | 10.0 | 7.0 | 3.0 | 20.0 | 32.0 | 20.0 | - | 52.0 | 15.0 | 4.0 | - | 19.0 | 57.0 | 31.0 | 3.0 | 91.0 |
| Music | | | | | | | | | | | | | | | | |
| Fall 2002 | 15.8 | 10.7 | - | 26.5 | 71.3 | 19.9 | - | 91.2 | 11.0 | 4.5 | - | 15.5 | 98.1 | 35.1 | - | 133.2 |
| Fall 2003(b) | 13.0 | 9.0 | - | 22.0 | 75.5 | 13.3 | - | 88.8 | 19.5 | 6.0 | - | 25.5 | 108.0 | 28.3 | - | 136.3 |
| Fall 2004(b) | 13.8 | 9.1 | - | 22.9 | 52.4 | 14.6 | - | 67.0 | 17.8 | 6.0 | - | 23.8 | 84.0 | 29.7 | - | 113.7 |
| Fall 2005(b) | 10.0 | 9.8 | - | 19.8 | 52.9 | 16.2 | - | 69.1 | 14.3 | 9.0 | - | 23.3 | 77.2 | 35.0 | - | 112.2 |
| Fall 2006(b) | 13.0 | 8.3 | - | 21.3 | 64.6 | 14.2 | - | 78.8 | 18.9 | 12.9 | - | 31.8 | 96.5 | 35.4 | - | 131.9 |
| TOTAL FINE ARTS | | | | | | | | | | | | | | | | |
| Fall 2002 | 44.8 | 35.7 | 3.0 | 83.5 | 149.5 | 74.7 | 4.0 | 228.2 | 24.0 | 15.5 | 10.0 | 49.5 | 218.3 | 125.9 | 17.0 | 361.2 |
| Fall 2003 | 40.0 | 32.0 | 3.0 | 75.0 | 151.5 | 67.3 | 13.0 | 231.8 | 32.1 | 14.0 | 10.0 | 56.1 | 223.6 | 113.3 | 26.0 | 362.9 |
| Fall 2004 | 43.8 | 35.1 | 2.0 | 80.9 | 126.2 | 71.3 | 4.0 | 201.5 | 24.9 | 11.0 | 6.0 | 41.9 | 194.9 | 117.4 | 12.0 | 324.3 |
| Fall 2005 | 37.0 | 29.8 | 3.0 | 69.8 | 145.8 | 88.6 | 3.0 | 237.4 | 32.9 | 20.0 | 7.0 | 59.9 | 215.7 | 138.4 | 13.0 | 367.1 |
| Fall 2006 | 41.0 | 28.3 | 3.0 | 72.3 | 149.6 | 82.2 | 12.0 | 243.8 | 37.5 | 26.9 | 8.0 | 72.4 | 228.1 | 137.4 | 23.0 | 388.5 |
| HASKAYNE SCHOOL OF BUSINESS | | | | | | | | | | | | | | | | |
| Fall 2002 | 10.0 | 3.0 | - | 13.0 | 151.0 | 13.0 | 26.0 | 190.0 | 63.0 | 1.0 | - | 64.0 | 224.0 | 17.0 | 26.0 | 267.0 |
| Fall 2003 | 9.0 | 3.0 | - | 12.0 | 132.0 | 13.0 | 23.6 | 168.6 | 73.0 | 4.0 | - | 77.0 | 214.0 | 20.0 | 23.6 | 257.6 |
| Fall 2004 | 8.0 | 2.0 | - | 10.0 | 132.5 | 8.3 | 19.0 | 159.8 | 77.5 | 4.0 | - | 81.5 | 218.0 | 14.3 | 19.0 | 251.3 |
| Fall 2005 | 9.0 | 2.0 | - | 11.0 | 130.0 | 10.0 | 19.0 | 159.0 | 61.0 | 2.0 | - | 63.0 | 200.0 | 14.0 | 19.0 | 233.0 |
| Fall 2006 | 6.0 | 1.0 | - | 7.0 | 153.5 | 11.0 | 22.0 | 186.5 | 55.0 | 2.0 | - | 57.0 | 214.5 | 14.0 | 22.0 | 250.5 |

(a) In Fall 1997, the Faculty of Education introduced the Master of Teaching program. The Faculty of Education is no longer included due to the impact the EDTP courses offered under the program have on the reporting of course statistics.

(b) Excludes Red Deer College course statistics except when a University of Calgary faculty member is on-site.

(c) As of Fall 2004, the Masters of Continuing Education Program is included in the Faculty of Education.

(d) Includes course data for the faculty which are not assignable to any specific department.

SECTIONS
BY LEVEL AND SECTION TYPE (Continued)

| | JUNIOR LEVEL | | | | SENIOR LEVEL | | | | GRADUATE LEVEL | | | | TOTAL | | | |
|--|--------------|------|------|-------|--------------|------|------|-------|----------------|-----|-----|-------|-------|------|-------|-------|
| | LEC | LAB | TUT | TOTAL | LEC | LAB | TUT | TOTAL | LEC | LAB | TUT | TOTAL | LEC | LAB | TUT | TOTAL |
| HUMANITIES | | | | | | | | | | | | | | | | |
| Humanities (d) | | | | | | | | | | | | | | | | |
| Fall 2002 | 7.0 | - | - | 7.0 | 4.0 | 1.0 | - | 5.0 | - | - | - | - | 11.0 | 1.0 | - | 12.0 |
| Fall 2003(b) | 5.0 | - | - | 5.0 | 1.0 | 1.0 | - | 2.0 | - | - | - | - | 6.0 | 1.0 | - | 7.0 |
| Fall 2004 | 6.0 | - | - | 6.0 | 3.0 | - | - | 3.0 | - | - | - | - | 9.0 | - | - | 9.0 |
| Fall 2005 | 6.0 | - | - | 6.0 | 2.0 | - | - | 2.0 | - | - | - | - | 8.0 | - | - | 8.0 |
| Fall 2006 | 4.0 | - | - | 4.0 | 1.0 | - | - | 1.0 | 2.0 | - | - | 2.0 | 7.0 | - | - | 7.0 |
| English | | | | | | | | | | | | | | | | |
| Fall 2002 | 37.0 | - | - | 37.0 | 59.0 | 2.0 | - | 61.0 | 7.0 | - | - | 7.0 | 103.0 | 2.0 | - | 105.0 |
| Fall 2003(b) | 31.0 | - | - | 31.0 | 44.5 | 2.0 | - | 46.5 | 6.5 | - | - | 6.5 | 82.0 | 2.0 | - | 84.0 |
| Fall 2004(b) | 42.0 | - | - | 42.0 | 54.0 | 1.0 | - | 55.0 | 10.0 | - | - | 10.0 | 106.0 | 1.0 | - | 107.0 |
| Fall 2005(b) | 46.0 | - | - | 46.0 | 42.5 | 2.0 | - | 44.5 | 11.0 | - | - | 11.0 | 99.5 | 2.0 | - | 101.5 |
| Fall 2006(b) | 54.0 | 1.0 | - | 55.0 | 49.5 | - | - | 49.5 | 7.5 | - | - | 7.5 | 111.0 | 1.0 | - | 112.0 |
| French, Italian & Spanish | | | | | | | | | | | | | | | | |
| Fall 2002 | 41.7 | 37.0 | - | 78.7 | 38.5 | 3.0 | 20.0 | 61.5 | 3.0 | - | - | 3.0 | 83.2 | 40.0 | 20.0 | 143.2 |
| Fall 2003(b) | 31.0 | 37.0 | - | 68.0 | 31.0 | 6.0 | 22.5 | 59.5 | 5.0 | - | - | 5.0 | 67.0 | 43.0 | 22.5 | 132.5 |
| Fall 2004(b) | 28.0 | 10.0 | - | 38.0 | 29.3 | 2.0 | 12.0 | 43.3 | 4.6 | - | - | 4.6 | 61.9 | 12.0 | 12.0 | 85.9 |
| Fall 2005(b) | 29.0 | 11.0 | - | 40.0 | 29.5 | 3.0 | 13.0 | 45.5 | 5.5 | - | - | 5.5 | 64.0 | 14.0 | 13.0 | 91.0 |
| Fall 2006(b) | 29.0 | 13.0 | - | 42.0 | 26.5 | 1.0 | 15.0 | 42.5 | 5.5 | - | - | 5.5 | 61.0 | 14.0 | 15.0 | 90.0 |
| Germanic, Slavic & East Asian Studies | | | | | | | | | | | | | | | | |
| Fall 2002 | 9.0 | 14.0 | 13.0 | 36.0 | 23.0 | 7.0 | - | 30.0 | - | - | - | - | 32.0 | 21.0 | 13.0 | 66.0 |
| Fall 2003 | 10.0 | 10.0 | 10.0 | 30.0 | 24.0 | 7.0 | 1.0 | 32.0 | 2.0 | - | - | 2.0 | 36.0 | 17.0 | 11.0 | 64.0 |
| Fall 2004 | 13.0 | 13.0 | 3.0 | 29.0 | 21.0 | 7.0 | - | 28.0 | 0.5 | - | - | 0.5 | 34.5 | 20.0 | 3.0 | 57.5 |
| Fall 2005 | 14.0 | 14.0 | 3.0 | 31.0 | 28.5 | 14.0 | - | 42.5 | 2.0 | - | - | 2.0 | 44.5 | 28.0 | 3.0 | 75.5 |
| Fall 2006 | 15.0 | 14.0 | 3.0 | 32.0 | 23.5 | 7.0 | - | 30.5 | 0.5 | - | - | 0.5 | 39.0 | 21.0 | 3.0 | 63.0 |
| Greek & Roman Studies | | | | | | | | | | | | | | | | |
| Fall 2002 | 9.0 | - | 22.0 | 31.0 | 14.0 | - | 3.0 | 17.0 | 4.5 | - | - | 4.5 | 27.5 | - | 25.0 | 52.5 |
| Fall 2003(b) | 7.0 | - | 24.0 | 31.0 | 12.5 | - | 3.5 | 16.0 | 4.0 | - | 1.0 | 5.0 | 23.5 | - | 28.5 | 52.0 |
| Fall 2004(b) | 5.0 | - | 20.0 | 25.0 | 10.5 | - | 5.0 | 15.5 | 5.0 | - | 0.5 | 5.5 | 20.5 | - | 25.5 | 46.0 |
| Fall 2005(b) | 7.0 | - | 18.0 | 25.0 | 11.0 | - | 2.0 | 13.0 | 2.0 | - | - | 2.0 | 20.0 | - | 20.0 | 40.0 |
| Fall 2006(b) | 8.0 | - | 15.0 | 23.0 | 15.5 | - | 2.0 | 17.5 | 4.5 | - | - | 4.5 | 28.0 | - | 17.0 | 45.0 |
| Philosophy | | | | | | | | | | | | | | | | |
| Fall 2002 | 14.0 | - | 40.0 | 54.0 | 25.5 | - | - | 25.5 | 3.5 | - | - | 3.5 | 43.0 | - | 40.0 | 83.0 |
| Fall 2003(b) | 10.0 | - | 34.0 | 44.0 | 19.5 | - | - | 19.5 | 4.5 | - | - | 4.5 | 34.0 | - | 34.0 | 68.0 |
| Fall 2004(b) | 10.0 | - | 31.0 | 41.0 | 27.0 | - | - | 27.0 | 5.0 | - | - | 5.0 | 42.0 | - | 31.0 | 73.0 |
| Fall 2005(b) | 11.0 | - | 36.0 | 47.0 | 21.0 | - | - | 21.0 | 7.0 | - | - | 7.0 | 39.0 | - | 36.0 | 75.0 |
| Fall 2006(b) | 12.0 | - | 38.0 | 50.0 | 33.5 | 1.0 | - | 34.5 | 5.5 | - | - | 5.5 | 51.0 | 1.0 | 38.0 | 90.0 |
| Religious Studies | | | | | | | | | | | | | | | | |
| Fall 2002 | 12.0 | - | - | 12.0 | 22.5 | - | 2.0 | 24.5 | 6.0 | - | - | 6.0 | 40.5 | - | 2.0 | 42.5 |
| Fall 2003(b) | 12.0 | - | - | 12.0 | 20.5 | - | 1.0 | 21.5 | 4.0 | - | - | 4.0 | 36.5 | - | 1.0 | 37.5 |
| Fall 2004 | 11.0 | - | - | 11.0 | 22.0 | - | 11.0 | 33.0 | 14.0 | - | - | 14.0 | 47.0 | - | 11.0 | 58.0 |
| Fall 2005 | 11.0 | - | - | 11.0 | 21.0 | - | 1.0 | 22.0 | 7.0 | - | - | 7.0 | 39.0 | - | 1.0 | 40.0 |
| Fall 2006 | 12.0 | - | - | 12.0 | 20.5 | - | 6.0 | 26.5 | 5.0 | - | - | 5.0 | 37.5 | - | 6.0 | 43.5 |
| TOTAL HUMANITIES | | | | | | | | | | | | | | | | |
| Fall 2002 | 129.7 | 51.0 | 75.0 | 255.7 | 186.5 | 13.0 | 25.0 | 224.5 | 24.0 | - | - | 24.0 | 340.2 | 64.0 | 100.0 | 504.2 |
| Fall 2003 | 106.0 | 47.0 | 68.0 | 221.0 | 153.0 | 16.0 | 28.0 | 197.0 | 26.0 | - | 1.0 | 27.0 | 285.0 | 63.0 | 97.0 | 445.0 |
| Fall 2004 | 115.0 | 23.0 | 54.0 | 192.0 | 166.8 | 10.0 | 28.0 | 204.8 | 39.1 | - | 0.5 | 39.6 | 320.9 | 33.0 | 82.5 | 436.4 |
| Fall 2005 | 124.0 | 25.0 | 57.0 | 206.0 | 155.5 | 19.0 | 16.0 | 190.5 | 34.5 | - | - | 34.5 | 314.0 | 44.0 | 73.0 | 431.0 |
| Fall 2006 | 134.0 | 28.0 | 56.0 | 218.0 | 170.0 | 9.0 | 23.0 | 202.0 | 30.5 | - | - | 30.5 | 334.5 | 37.0 | 79.0 | 450.5 |
| KINESIOLOGY | | | | | | | | | | | | | | | | |
| Fall 2002 | 10.0 | 27.5 | - | 37.5 | 25.5 | 32.0 | - | 57.5 | 17.5 | 6.0 | 1.0 | 24.5 | 53.0 | 65.5 | 1.0 | 119.5 |
| Fall 2003 | 12.5 | 26.9 | - | 39.4 | 23.1 | 27.6 | 1.0 | 51.7 | 14.5 | 4.0 | 2.0 | 20.5 | 50.1 | 58.5 | 3.0 | 111.6 |
| Fall 2004 | 11.0 | 26.6 | - | 37.6 | 23.5 | 36.3 | 1.0 | 60.8 | 12.0 | 4.0 | 1.0 | 17.0 | 46.5 | 66.9 | 2.0 | 115.4 |
| Fall 2005 | 10.0 | 26.6 | - | 36.6 | 25.0 | 38.0 | 1.0 | 64.0 | 11.5 | 4.0 | 1.0 | 16.5 | 46.5 | 68.6 | 2.0 | 117.1 |
| Fall 2006 | 9.0 | 24.6 | - | 33.6 | 20.1 | 31.0 | 1.0 | 52.1 | 16.0 | 3.0 | 2.0 | 21.0 | 45.1 | 58.6 | 3.0 | 106.7 |
| LAW (e) | | | | | | | | | | | | | | | | |
| Fall 2002 | - | - | - | - | 25.5 | - | - | 25.5 | 13.0 | 2.0 | - | 15.0 | 38.5 | 2.0 | - | 40.5 |
| Fall 2003 | - | - | - | - | 28.5 | - | - | 28.5 | 17.0 | 2.0 | - | 19.0 | 45.5 | 2.0 | - | 47.5 |
| Fall 2004 | - | - | - | - | 27.5 | - | - | 27.5 | 16.0 | 6.0 | - | 22.0 | 43.5 | 6.0 | - | 49.5 |
| Fall 2005 | - | - | - | - | 34.5 | 7.0 | - | 41.5 | 1.0 | - | - | 1.0 | 35.5 | 7.0 | - | 42.5 |
| Fall 2006 | - | - | - | - | 43.5 | 3.0 | - | 46.5 | 0.5 | - | - | 0.5 | 44.0 | 3.0 | - | 47.0 |

(e) At the University of Calgary, graduate level courses are numbered 600 and above. However, in the Faculty of Law, 600 level courses are considered to be senior level courses. Beginning in Fall 2005, 600 level Law courses are reported at the senior level.

SECTIONS
BY LEVEL AND SECTION TYPE (Continued)

| | JUNIOR LEVEL | | | | SENIOR LEVEL | | | | GRADUATE LEVEL | | | | TOTAL | | | |
|---|--------------|------|------|-------|--------------|-------|------|-------|----------------|------|-----|-------|-------|-------|------|-------|
| | LEC | LAB | TUT | TOTAL | LEC | LAB | TUT | TOTAL | LEC | LAB | TUT | TOTAL | LEC | LAB | TUT | TOTAL |
| MEDICINE (f) | | | | | | | | | | | | | | | | |
| Fall 2002 | 1.0 | - | - | 1.0 | 1.0 | 5.0 | - | 6.0 | 60.0 | 12.0 | 1.0 | 73.0 | 62.0 | 17.0 | 1.0 | 80.0 |
| Fall 2003 | 2.0 | - | - | 2.0 | 5.0 | 6.0 | - | 11.0 | 46.3 | 16.5 | 2.0 | 64.8 | 53.3 | 22.5 | 2.0 | 77.8 |
| Fall 2004 | 2.0 | - | - | 2.0 | 5.5 | 13.8 | 5.0 | 24.3 | 39.3 | 11.0 | 2.0 | 52.3 | 46.8 | 24.8 | 7.0 | 78.6 |
| Fall 2005 | 3.0 | - | - | 3.0 | 15.0 | 8.0 | 1.0 | 24.0 | 44.5 | 19.5 | 7.0 | 71.0 | 62.5 | 27.5 | 8.0 | 98.0 |
| Fall 2006 | 3.0 | - | - | 3.0 | 20.0 | 14.0 | 2.0 | 36.0 | 46.0 | 20.6 | 4.0 | 70.6 | 69.0 | 34.6 | 6.0 | 109.6 |
| NURSING (g) | | | | | | | | | | | | | | | | |
| Fall 2002 | 6.0 | 34.0 | - | 40.0 | 18.0 | 87.5 | 16.0 | 121.5 | 17.5 | 13.0 | - | 30.5 | 41.5 | 134.5 | 16.0 | 192.0 |
| Fall 2003 | 6.0 | 34.0 | - | 40.0 | 18.0 | 101.0 | 16.0 | 135.0 | 10.0 | 8.0 | - | 18.0 | 34.0 | 143.0 | 16.0 | 193.0 |
| Fall 2004 | 5.0 | 33.0 | - | 38.0 | 14.0 | 101.0 | 14.0 | 129.0 | 13.0 | 9.0 | - | 22.0 | 32.0 | 143.0 | 14.0 | 189.0 |
| Fall 2005 | 5.0 | 34.0 | - | 39.0 | 14.0 | 97.0 | 18.0 | 129.0 | 16.0 | 7.0 | 1.0 | 24.0 | 35.0 | 138.0 | 19.0 | 192.0 |
| Fall 2006 | 6.0 | 32.0 | - | 38.0 | 13.0 | 84.0 | 14.0 | 111.0 | 17.0 | 8.0 | 1.0 | 26.0 | 36.0 | 124.0 | 15.0 | 175.0 |
| SCHULICH SCHOOL OF ENGINEERING (h) | | | | | | | | | | | | | | | | |
| Engineering (d) | | | | | | | | | | | | | | | | |
| Fall 2002 | - | 5.0 | 4.0 | 9.0 | 2.0 | 9.3 | 6.0 | 17.3 | - | - | - | - | 2.0 | 14.3 | 10.0 | 26.3 |
| Fall 2003 | - | 16.0 | - | 16.0 | - | 3.0 | - | 3.0 | - | - | - | - | - | 19.0 | - | 19.0 |
| Fall 2004 | - | 16.0 | - | 16.0 | 1.0 | 2.0 | 1.0 | 4.0 | 1.0 | - | - | 1.0 | 2.0 | 18.0 | 1.0 | 21.0 |
| Fall 2005 | - | - | - | - | 1.0 | 3.0 | 1.0 | 5.0 | 1.5 | - | - | 1.5 | 2.5 | 3.0 | 1.0 | 6.5 |
| Fall 2006 | 1.2 | 8.6 | - | 9.8 | 1.0 | 2.0 | 1.0 | 4.0 | 1.0 | - | - | 1.0 | 3.2 | 10.6 | 1.0 | 14.8 |
| Chemical & Petroleum | | | | | | | | | | | | | | | | |
| Fall 2002 | 2.0 | 12.0 | 2.0 | 16.0 | 15.0 | 30.0 | 6.0 | 51.0 | 15.3 | 1.0 | - | 16.3 | 32.3 | 43.0 | 8.0 | 83.3 |
| Fall 2003 | 2.0 | 10.0 | 2.0 | 14.0 | 16.0 | 25.8 | 7.0 | 48.8 | 14.3 | 1.0 | - | 15.3 | 32.3 | 36.8 | 9.0 | 78.1 |
| Fall 2004 | 2.0 | 10.0 | 3.0 | 15.0 | 15.0 | 27.0 | 7.0 | 49.0 | 25.3 | 1.0 | - | 26.3 | 42.3 | 38.0 | 10.0 | 90.3 |
| Fall 2005 | 2.0 | 10.0 | 3.0 | 15.0 | 17.0 | 29.0 | 9.0 | 55.0 | 25.3 | - | - | 25.3 | 44.3 | 39.0 | 12.0 | 95.3 |
| Fall 2006 | 3.0 | 14.6 | 4.0 | 21.6 | 18.5 | 29.0 | 8.0 | 55.5 | 20.8 | 2.3 | - | 23.1 | 42.3 | 45.9 | 12.0 | 100.2 |
| Civil | | | | | | | | | | | | | | | | |
| Fall 2002 | 5.0 | 2.0 | 8.0 | 15.0 | 19.0 | 19.0 | 11.0 | 49.0 | 21.0 | 1.0 | - | 22.0 | 45.0 | 22.0 | 19.0 | 86.0 |
| Fall 2003 | 4.0 | - | 7.0 | 11.0 | 18.0 | 27.0 | 12.0 | 57.0 | 18.0 | 1.0 | - | 19.0 | 40.0 | 28.0 | 19.0 | 87.0 |
| Fall 2004 | 4.0 | - | 7.0 | 11.0 | 17.0 | 32.0 | 12.0 | 61.0 | 25.0 | - | - | 25.0 | 46.0 | 32.0 | 19.0 | 97.0 |
| Fall 2005 | 4.0 | - | 8.0 | 12.0 | 18.5 | 28.0 | 12.0 | 58.5 | 25.5 | 2.0 | - | 27.5 | 48.0 | 30.0 | 20.0 | 98.0 |
| Fall 2006 | 6.0 | 1.7 | 16.0 | 23.7 | 18.5 | 33.0 | 7.6 | 59.1 | 18.3 | - | - | 18.3 | 42.8 | 34.7 | 23.6 | 101.1 |
| Electrical & Computer | | | | | | | | | | | | | | | | |
| Fall 2002 | - | 2.0 | - | 2.0 | 34.7 | 105.1 | 24.0 | 163.8 | 19.5 | 3.0 | - | 22.5 | 54.2 | 110.1 | 24.0 | 188.3 |
| Fall 2003 | - | 5.0 | - | 5.0 | 33.9 | 82.2 | 26.0 | 142.1 | 20.5 | 4.0 | - | 24.5 | 54.4 | 91.2 | 26.0 | 171.6 |
| Fall 2004 | - | 11.9 | - | 11.9 | 36.9 | 75.6 | 33.0 | 145.5 | 23.0 | 9.0 | - | 32.0 | 59.9 | 96.5 | 33.0 | 189.4 |
| Fall 2005 | - | 2.5 | - | 2.5 | 34.9 | 73.5 | 27.0 | 135.4 | 23.1 | 7.0 | - | 30.1 | 58.0 | 83.0 | 27.0 | 168.0 |
| Fall 2006 | - | 4.2 | - | 4.2 | 37.0 | 69.4 | 27.0 | 133.4 | 23.0 | 11.0 | - | 34.0 | 60.0 | 84.6 | 27.0 | 171.6 |
| Geomatics | | | | | | | | | | | | | | | | |
| Fall 2002 | 4.0 | 11.0 | - | 15.0 | 9.0 | 11.0 | - | 20.0 | 7.5 | - | - | 7.5 | 20.5 | 22.0 | - | 42.5 |
| Fall 2003 | 4.0 | 19.0 | - | 23.0 | 9.0 | 10.0 | 1.0 | 20.0 | 10.5 | - | - | 10.5 | 23.5 | 29.0 | 1.0 | 53.5 |
| Fall 2004 | 4.0 | 12.0 | - | 16.0 | 9.0 | 10.0 | 1.0 | 20.0 | 7.5 | - | - | 7.5 | 20.5 | 22.0 | 1.0 | 43.5 |
| Fall 2005 | - | - | - | - | 10.0 | 9.0 | 1.0 | 20.0 | 6.5 | 2.0 | - | 8.5 | 16.5 | 11.0 | 1.0 | 28.5 |
| Fall 2006 | - | 0.6 | - | 0.6 | 10.0 | 10.0 | 1.4 | 21.4 | 9.0 | 1.0 | - | 10.0 | 19.0 | 11.6 | 1.4 | 32.0 |
| Mechanical | | | | | | | | | | | | | | | | |
| Fall 2002 | 2.0 | 22.0 | - | 24.0 | 25.5 | 59.0 | 6.0 | 90.5 | 15.9 | 1.0 | - | 16.9 | 43.4 | 82.0 | 6.0 | 131.4 |
| Fall 2003 | 2.0 | - | - | 2.0 | 26.5 | 61.0 | 11.0 | 98.5 | 18.2 | - | - | 18.2 | 46.7 | 61.0 | 11.0 | 118.7 |
| Fall 2004 | 2.0 | - | - | 2.0 | 27.0 | 59.0 | 11.0 | 97.0 | 16.5 | - | - | 16.5 | 45.5 | 59.0 | 11.0 | 115.5 |
| Fall 2005 | 2.0 | 13.5 | - | 15.5 | 26.0 | 63.9 | 12.0 | 101.9 | 13.9 | 2.0 | - | 15.9 | 41.9 | 79.4 | 12.0 | 133.3 |
| Fall 2006 | 1.8 | 6.1 | - | 7.9 | 25.0 | 59.0 | 11.0 | 95.0 | 18.2 | - | - | 18.2 | 45.0 | 65.1 | 11.0 | 121.1 |
| TOTAL SCHULICH SCHOOL OF ENGINEERING | | | | | | | | | | | | | | | | |
| Fall 2002 | 13.0 | 54.0 | 14.0 | 81.0 | 105.2 | 233.4 | 53.0 | 391.6 | 79.2 | 6.0 | - | 85.2 | 197.4 | 293.4 | 67.0 | 557.8 |
| Fall 2003 | 12.0 | 50.0 | 9.0 | 71.0 | 103.4 | 209.0 | 57.0 | 369.4 | 81.5 | 6.0 | - | 87.5 | 196.9 | 265.0 | 66.0 | 527.9 |
| Fall 2004 | 12.0 | 49.9 | 10.0 | 71.9 | 105.9 | 205.6 | 65.0 | 376.5 | 98.3 | 10.0 | - | 108.3 | 216.2 | 265.5 | 75.0 | 556.7 |
| Fall 2005 | 8.0 | 26.0 | 11.0 | 45.0 | 107.4 | 206.4 | 62.0 | 375.8 | 95.8 | 13.0 | - | 108.8 | 211.2 | 245.4 | 73.0 | 529.6 |
| Fall 2006 | 12.0 | 35.8 | 20.0 | 67.8 | 110.0 | 202.4 | 56.0 | 368.4 | 90.3 | 14.3 | - | 104.6 | 212.3 | 252.5 | 76.0 | 540.8 |

(f) Course data associated with the Graduate Science and Health Sciences programs.

(g) The Faculty of Nursing includes the Conjoint Nursing Program up to and including Fall 2003. As of Fall 2004, data excludes Nursing Offsite courses.

(h) Prior to Fall 2005, the Schulich School of Engineering was named the Faculty of Engineering.

SECTIONS
BY LEVEL AND SECTION TYPE (Continued)

| | JUNIOR LEVEL | | | | SENIOR LEVEL | | | | GRADUATE LEVEL | | | | TOTAL | | | |
|-------------------------------------|--------------|-------|-------|-------|--------------|-------|-------|-------|----------------|------|-----|-------|-------|-------|-------|--------|
| | LEC | LAB | TUT | TOTAL | LEC | LAB | TUT | TOTAL | LEC | LAB | TUT | TOTAL | LEC | LAB | TUT | TOTAL |
| SCIENCE | | | | | | | | | | | | | | | | |
| Biological Sciences | | | | | | | | | | | | | | | | |
| Fall 2002 | 7.0 | 59.2 | 12.0 | 78.2 | 50.2 | 162.8 | 7.0 | 220.0 | 14.0 | 5.0 | - | 19.0 | 71.2 | 227.0 | 19.0 | 317.2 |
| Fall 2003(b) | 7.7 | 47.0 | 12.0 | 66.7 | 47.0 | 169.0 | 7.0 | 223.0 | 11.0 | 5.0 | - | 16.0 | 65.7 | 221.0 | 19.0 | 305.7 |
| Fall 2004(b) | 7.0 | 35.0 | 12.0 | 54.0 | 51.0 | 165.0 | 7.0 | 223.0 | 14.0 | 5.0 | - | 19.0 | 72.0 | 205.0 | 19.0 | 296.0 |
| Fall 2005(b) | 7.0 | 42.0 | 13.0 | 62.0 | 64.3 | 177.0 | 7.0 | 248.3 | 15.0 | 12.0 | - | 27.0 | 86.3 | 231.0 | 20.0 | 337.3 |
| Fall 2006(b) | 6.0 | 42.0 | 13.0 | 61.0 | 63.0 | 199.0 | 7.0 | 269.0 | 16.0 | 12.0 | - | 28.0 | 85.0 | 253.0 | 20.0 | 358.0 |
| Chemistry | | | | | | | | | | | | | | | | |
| Fall 2002 | 8.0 | 80.0 | 14.0 | 102.0 | 13.0 | 71.0 | 21.0 | 105.0 | 12.0 | - | - | 12.0 | 33.0 | 151.0 | 35.0 | 219.0 |
| Fall 2003 | 8.0 | 84.0 | 10.0 | 102.0 | 13.0 | 65.0 | 20.0 | 98.0 | 7.0 | - | - | 7.0 | 28.0 | 149.0 | 30.0 | 207.0 |
| Fall 2004 | 9.0 | 75.0 | 9.0 | 93.0 | 14.0 | 64.0 | 20.0 | 98.0 | 11.9 | - | - | 11.9 | 34.9 | 139.0 | 29.0 | 202.9 |
| Fall 2005 | 8.0 | 84.0 | 9.0 | 101.0 | 13.0 | 62.0 | 21.0 | 96.0 | 8.0 | - | - | 8.0 | 29.0 | 146.0 | 30.0 | 205.0 |
| Fall 2006 | 10.0 | 90.0 | 12.0 | 112.0 | 15.5 | 64.0 | 24.0 | 103.5 | 9.5 | - | - | 9.5 | 35.0 | 154.0 | 36.0 | 225.0 |
| Computer Science | | | | | | | | | | | | | | | | |
| Fall 2002 | 13.0 | 59.0 | 88.0 | 160.0 | 34.5 | 71.0 | 61.0 | 166.5 | 15.0 | 0.5 | - | 15.5 | 62.5 | 130.5 | 149.0 | 342.0 |
| Fall 2003 | 11.0 | 62.0 | 92.0 | 165.0 | 39.5 | 90.5 | 66.0 | 196.0 | 12.7 | - | - | 12.7 | 63.2 | 152.5 | 158.0 | 373.7 |
| Fall 2004 | 11.0 | 86.0 | 53.0 | 150.0 | 38.6 | 59.0 | 71.0 | 168.6 | 16.5 | - | - | 16.5 | 66.1 | 145.0 | 124.0 | 335.1 |
| Fall 2005(b) | 11.0 | 69.0 | 52.0 | 132.0 | 30.0 | 51.0 | 59.5 | 140.5 | 12.5 | - | - | 12.5 | 53.5 | 120.0 | 111.5 | 285.0 |
| Fall 2006(b) | 12.0 | 71.0 | 62.0 | 145.0 | 29.5 | 48.0 | 51.0 | 128.5 | 14.0 | 1.0 | - | 15.0 | 55.5 | 120.0 | 113.0 | 288.5 |
| Environmental Science | | | | | | | | | | | | | | | | |
| Fall 2002 | - | - | - | - | 4.0 | 1.0 | - | 5.0 | - | - | - | - | 4.0 | 1.0 | - | 5.0 |
| Fall 2003 | - | - | - | - | 4.0 | 3.0 | - | 7.0 | - | - | - | - | 4.0 | 3.0 | - | 7.0 |
| Fall 2004 | - | - | - | - | 4.0 | 3.0 | 3.0 | 10.0 | - | - | - | - | 4.0 | 3.0 | 3.0 | 10.0 |
| Fall 2005 | - | - | - | - | 4.0 | 2.0 | - | 6.0 | - | - | - | - | 4.0 | 2.0 | - | 6.0 |
| Fall 2006 | - | - | - | - | 4.0 | - | - | 4.0 | - | - | - | - | 4.0 | - | - | 4.0 |
| Geology & Geophysics | | | | | | | | | | | | | | | | |
| Fall 2002 | 4.0 | 11.0 | - | 15.0 | 15.5 | 52.0 | 8.0 | 75.5 | 13.0 | 5.0 | - | 18.0 | 32.5 | 68.0 | 8.0 | 108.5 |
| Fall 2003 | 2.0 | 13.0 | - | 15.0 | 17.0 | 61.5 | 7.5 | 86.0 | 8.5 | 9.4 | 1.0 | 18.9 | 27.5 | 83.9 | 8.5 | 119.9 |
| Fall 2004 | 2.0 | 14.0 | - | 16.0 | 17.5 | 63.0 | 8.0 | 88.5 | 12.0 | 11.9 | - | 23.9 | 31.5 | 88.9 | 8.0 | 128.4 |
| Fall 2005 | 3.0 | 14.0 | - | 17.0 | 16.0 | 66.4 | 7.0 | 89.4 | 11.5 | 12.6 | - | 24.1 | 30.5 | 93.0 | 7.0 | 130.5 |
| Fall 2006 | 4.0 | 18.0 | - | 22.0 | 19.7 | 74.3 | 7.0 | 101.0 | 7.4 | 13.8 | - | 21.2 | 31.1 | 106.1 | 7.0 | 144.2 |
| Mathematics & Statistics | | | | | | | | | | | | | | | | |
| Fall 2002 | 45.0 | 155.0 | 57.0 | 257.0 | 37.0 | 4.0 | 43.0 | 84.0 | 9.0 | 1.0 | - | 10.0 | 91.0 | 160.0 | 100.0 | 351.0 |
| Fall 2003 | 46.0 | 159.5 | 58.0 | 263.5 | 31.0 | 2.0 | 43.0 | 76.0 | 6.5 | - | 1.0 | 7.5 | 83.5 | 161.5 | 102.0 | 347.0 |
| Fall 2004 | 46.0 | 160.0 | 56.0 | 262.0 | 34.5 | 4.0 | 50.0 | 88.5 | 9.4 | - | - | 9.4 | 89.9 | 164.0 | 106.0 | 359.9 |
| Fall 2005 | 43.0 | 154.0 | 64.0 | 261.0 | 28.5 | 2.0 | 54.0 | 84.5 | 9.4 | 1.0 | - | 10.4 | 80.9 | 157.0 | 118.0 | 355.9 |
| Fall 2006 | 49.0 | 170.0 | 58.0 | 277.0 | 32.7 | 4.0 | 57.0 | 93.7 | 9.6 | 1.0 | - | 10.6 | 91.3 | 175.0 | 115.0 | 381.3 |
| Natural Sciences | | | | | | | | | | | | | | | | |
| Fall 2005 | 3.0 | 3.0 | - | 6.0 | 4.0 | 2.0 | 4.0 | 10.0 | - | - | - | - | 7.0 | 5.0 | 4.0 | 16.0 |
| Fall 2006 | 1.0 | 1.0 | - | 2.0 | 3.0 | 2.0 | 4.0 | 9.0 | - | - | - | - | 4.0 | 3.0 | 4.0 | 11.0 |
| Physics & Astronomy | | | | | | | | | | | | | | | | |
| Fall 2002 | 9.0 | 1.0 | 49.0 | 59.0 | 12.0 | 20.5 | 5.0 | 37.5 | 7.0 | - | - | 7.0 | 28.0 | 21.5 | 54.0 | 103.5 |
| Fall 2003(b) | 8.0 | 1.0 | 48.0 | 57.0 | 18.5 | 51.0 | 6.0 | 75.5 | 5.4 | 1.0 | - | 6.4 | 31.9 | 53.0 | 54.0 | 138.9 |
| Fall 2004 | 7.0 | 1.0 | 43.0 | 51.0 | 17.0 | 51.0 | 5.0 | 73.0 | 6.0 | - | - | 6.0 | 30.0 | 52.0 | 48.0 | 130.0 |
| Fall 2005(b) | 10.0 | 1.0 | 48.0 | 59.0 | 17.0 | 52.0 | 4.0 | 73.0 | 4.9 | - | - | 4.9 | 31.9 | 53.0 | 52.0 | 136.9 |
| Fall 2006(b) | 7.0 | - | 48.0 | 55.0 | 17.0 | 48.0 | 4.0 | 69.0 | 3.9 | - | - | 3.9 | 27.9 | 48.0 | 52.0 | 127.9 |
| TOTAL SCIENCE | | | | | | | | | | | | | | | | |
| Fall 2002 | 86.0 | 365.2 | 220.0 | 671.2 | 166.2 | 382.3 | 145.0 | 693.5 | 70.0 | 11.5 | - | 81.5 | 322.2 | 759.0 | 365.0 | 1446.2 |
| Fall 2003 | 82.7 | 366.5 | 220.0 | 669.2 | 170.0 | 442.0 | 149.5 | 761.5 | 51.1 | 15.4 | 2.0 | 68.5 | 303.8 | 823.9 | 371.5 | 1499.2 |
| Fall 2004 | 82.0 | 371.0 | 173.0 | 626.0 | 176.6 | 409.0 | 164.0 | 749.6 | 69.8 | 16.9 | - | 86.7 | 328.4 | 796.9 | 337.0 | 1462.3 |
| Fall 2005 | 85.0 | 367.0 | 186.0 | 638.0 | 176.8 | 414.4 | 156.5 | 747.7 | 61.3 | 25.6 | - | 86.9 | 323.1 | 807.0 | 342.5 | 1472.6 |
| Fall 2006 | 89.0 | 392.0 | 193.0 | 674.0 | 184.4 | 439.3 | 154.0 | 777.7 | 60.4 | 27.8 | - | 88.2 | 333.8 | 859.1 | 347.0 | 1539.9 |
| SOCIAL SCIENCES | | | | | | | | | | | | | | | | |
| Social Sciences (d) | | | | | | | | | | | | | | | | |
| Fall 2002 | 1.0 | - | - | 1.0 | 10.0 | 4.0 | - | 14.0 | - | - | - | - | 11.0 | 4.0 | - | 15.0 |
| Fall 2003 | 3.0 | - | - | 3.0 | 5.0 | 3.0 | - | 8.0 | - | - | - | - | 8.0 | 3.0 | - | 11.0 |
| Fall 2004 | 2.0 | - | - | 2.0 | 3.0 | 4.0 | - | 7.0 | 1.0 | - | - | 1.0 | 6.0 | 4.0 | - | 10.0 |
| Fall 2005 | 1.5 | - | - | 1.5 | 8.0 | 2.0 | - | 10.0 | - | - | - | - | 9.5 | 2.0 | - | 11.5 |
| Fall 2006 | 1.5 | - | - | 1.5 | 9.0 | 3.0 | - | 12.0 | 1.0 | - | - | 1.0 | 11.5 | 3.0 | - | 14.5 |
| Anthropology | | | | | | | | | | | | | | | | |
| Fall 2002 | 5.0 | - | - | 5.0 | 19.0 | 2.0 | - | 21.0 | 14.9 | - | - | 14.9 | 38.9 | 2.0 | - | 40.9 |
| Fall 2003(b) | 3.0 | - | - | 3.0 | 15.0 | - | - | 15.0 | 12.0 | - | - | 12.0 | 30.0 | - | - | 30.0 |
| Fall 2004(b) | 5.0 | - | - | 5.0 | 12.0 | 1.0 | - | 13.0 | 8.0 | - | - | 8.0 | 25.0 | 1.0 | - | 26.0 |
| Fall 2005(b) | 6.0 | - | - | 6.0 | 16.0 | 1.0 | - | 17.0 | 10.0 | - | - | 10.0 | 32.0 | 1.0 | - | 33.0 |
| Fall 2006(b) | 5.0 | - | - | 5.0 | 19.0 | 1.0 | - | 20.0 | 10.8 | - | - | 10.8 | 34.8 | 1.0 | - | 35.8 |

SECTIONS
BY LEVEL AND SECTION TYPE (Continued)

| | JUNIOR LEVEL | | | | SENIOR LEVEL | | | | GRADUATE LEVEL | | | | TOTAL | | | |
|--------------------------------------|--------------|-------|-------|--------|--------------|--------|-------|--------|----------------|-------|------|-------|--------|--------|-------|--------|
| | LEC | LAB | TUT | TOTAL | LEC | LAB | TUT | TOTAL | LEC | LAB | TUT | TOTAL | LEC | LAB | TUT | TOTAL |
| SOCIAL SCIENCES (Continued) | | | | | | | | | | | | | | | | |
| Archaeology | | | | | | | | | | | | | | | | |
| Fall 2002 | 3.0 | 12.0 | - | 15.0 | 25.0 | 4.0 | - | 29.0 | 16.0 | - | - | 16.0 | 44.0 | 16.0 | - | 60.0 |
| Fall 2003(b) | 3.0 | 14.0 | - | 17.0 | 23.0 | 2.0 | - | 25.0 | 11.0 | 1.0 | - | 12.0 | 37.0 | 17.0 | - | 54.0 |
| Fall 2004(b) | 3.0 | 14.0 | - | 17.0 | 28.0 | 2.0 | - | 30.0 | 9.0 | - | - | 9.0 | 40.0 | 16.0 | - | 56.0 |
| Fall 2005(b) | 4.0 | 14.0 | - | 18.0 | 29.0 | 3.0 | - | 32.0 | 11.0 | - | - | 11.0 | 44.0 | 17.0 | - | 61.0 |
| Fall 2006(b) | 4.0 | 14.0 | - | 18.0 | 28.5 | 2.0 | - | 30.5 | 7.5 | 2.0 | - | 9.5 | 40.0 | 18.0 | - | 58.0 |
| Economics | | | | | | | | | | | | | | | | |
| Fall 2002 | 15.0 | - | 12.0 | 27.0 | 41.0 | 2.0 | - | 43.0 | 11.0 | - | - | 11.0 | 67.0 | 2.0 | 12.0 | 81.0 |
| Fall 2003(b) | 13.0 | - | 11.0 | 24.0 | 43.0 | - | - | 43.0 | 8.0 | - | - | 8.0 | 64.0 | - | 11.0 | 75.0 |
| Fall 2004(b) | 12.0 | - | 10.0 | 22.0 | 44.0 | - | - | 44.0 | 10.0 | - | - | 10.0 | 66.0 | - | 10.0 | 76.0 |
| Fall 2005(b) | 10.0 | - | 7.0 | 17.0 | 38.0 | - | - | 38.0 | 7.0 | - | - | 7.0 | 55.0 | - | 7.0 | 62.0 |
| Fall 2006(b) | 10.0 | - | 8.0 | 18.0 | 33.0 | - | - | 33.0 | 9.0 | - | - | 9.0 | 52.0 | - | 8.0 | 60.0 |
| Geography | | | | | | | | | | | | | | | | |
| Fall 2002 | 6.0 | 19.0 | - | 25.0 | 31.5 | 25.0 | 1.0 | 57.5 | 18.5 | 1.0 | - | 19.5 | 56.0 | 45.0 | 1.0 | 102.0 |
| Fall 2003 | 6.0 | 19.0 | - | 25.0 | 28.0 | 19.0 | - | 47.0 | 18.0 | 3.0 | - | 21.0 | 52.0 | 41.0 | - | 93.0 |
| Fall 2004 | 6.0 | 20.0 | - | 26.0 | 26.0 | 17.0 | 1.0 | 44.0 | 18.0 | 1.0 | - | 19.0 | 50.0 | 38.0 | 1.0 | 89.0 |
| Fall 2005(b) | 6.0 | 9.0 | - | 15.0 | 21.0 | 18.0 | - | 39.0 | 22.0 | 2.0 | - | 24.0 | 49.0 | 29.0 | - | 78.0 |
| Fall 2006(b) | 6.0 | 9.0 | - | 15.0 | 24.0 | 21.0 | 1.0 | 46.0 | 19.0 | 6.0 | - | 25.0 | 49.0 | 36.0 | 1.0 | 86.0 |
| History | | | | | | | | | | | | | | | | |
| Fall 2002 | 6.0 | - | - | 6.0 | 58.0 | - | - | 58.0 | 16.0 | - | - | 16.0 | 80.0 | - | - | 80.0 |
| Fall 2003(b) | 6.0 | - | - | 6.0 | 53.0 | - | - | 53.0 | 21.0 | - | - | 21.0 | 80.0 | - | - | 80.0 |
| Fall 2004(b) | 6.0 | - | - | 6.0 | 60.0 | - | - | 60.0 | 28.5 | - | - | 28.5 | 94.5 | - | - | 94.5 |
| Fall 2005(b) | 9.0 | - | - | 9.0 | 44.0 | - | - | 44.0 | 27.0 | - | - | 27.0 | 80.0 | - | - | 80.0 |
| Fall 2006(b) | 4.0 | - | - | 4.0 | 50.0 | - | - | 50.0 | 22.0 | - | - | 22.0 | 76.0 | - | - | 76.0 |
| Linguistics | | | | | | | | | | | | | | | | |
| Fall 2002 | 3.0 | - | - | 3.0 | 8.5 | 2.5 | - | 11.0 | 7.0 | - | - | 7.0 | 18.5 | 2.5 | - | 21.0 |
| Fall 2003 | 3.0 | - | - | 3.0 | 7.5 | 3.0 | - | 10.5 | 4.0 | - | - | 4.0 | 14.5 | 3.0 | - | 17.5 |
| Fall 2004 | 3.0 | - | - | 3.0 | 10.5 | - | - | 10.5 | 3.0 | - | - | 3.0 | 16.5 | - | - | 16.5 |
| Fall 2005 | 2.0 | - | - | 2.0 | 10.5 | - | - | 10.5 | 4.1 | - | - | 4.1 | 16.6 | - | - | 16.6 |
| Fall 2006 | 3.0 | - | - | 3.0 | 10.5 | - | - | 10.5 | 4.0 | - | - | 4.0 | 17.5 | - | - | 17.5 |
| Political Science | | | | | | | | | | | | | | | | |
| Fall 2002 | 8.0 | - | 6.0 | 14.0 | 36.0 | 1.0 | 9.0 | 46.0 | 12.5 | - | - | 12.5 | 56.5 | 1.0 | 15.0 | 72.5 |
| Fall 2003(b) | 6.0 | - | 8.0 | 14.0 | 42.5 | 1.0 | 9.0 | 52.5 | 9.5 | - | - | 9.5 | 58.0 | 1.0 | 17.0 | 76.0 |
| Fall 2004(b) | 6.0 | - | 6.0 | 12.0 | 44.0 | 1.0 | 9.0 | 54.0 | 18.0 | - | - | 18.0 | 68.0 | 1.0 | 15.0 | 84.0 |
| Fall 2005(b) | 4.0 | - | 6.0 | 10.0 | 29.0 | 1.0 | 9.0 | 39.0 | 13.0 | - | - | 13.0 | 46.0 | 1.0 | 15.0 | 62.0 |
| Fall 2006(b) | 3.0 | - | 6.0 | 9.0 | 31.5 | 1.0 | 9.0 | 41.5 | 9.5 | - | - | 9.5 | 44.0 | 1.0 | 15.0 | 60.0 |
| Psychology | | | | | | | | | | | | | | | | |
| Fall 2002 | 5.0 | - | - | 5.0 | 56.0 | 78.4 | 3.0 | 137.4 | 24.0 | 10.0 | - | 34.0 | 85.0 | 88.4 | 3.0 | 176.4 |
| Fall 2003(b) | 3.0 | - | - | 3.0 | 53.5 | 81.0 | 3.0 | 137.5 | 18.5 | 14.0 | - | 32.5 | 75.0 | 95.0 | 3.0 | 173.0 |
| Fall 2004(b) | 3.0 | - | - | 3.0 | 42.0 | 83.5 | - | 125.5 | 14.6 | 7.1 | - | 21.7 | 59.6 | 90.6 | - | 150.2 |
| Fall 2005(b) | 4.0 | - | - | 4.0 | 46.5 | 86.0 | - | 132.5 | 13.5 | 11.0 | - | 24.5 | 64.0 | 97.0 | - | 161.0 |
| Fall 2006(b) | 3.0 | - | - | 3.0 | 35.0 | 68.0 | - | 103.0 | 13.9 | 12.0 | - | 25.9 | 51.9 | 80.0 | - | 131.9 |
| Sociology | | | | | | | | | | | | | | | | |
| Fall 2002 | 6.0 | - | 18.0 | 24.0 | 43.0 | 6.0 | - | 49.0 | 6.0 | 1.0 | - | 7.0 | 55.0 | 7.0 | 18.0 | 80.0 |
| Fall 2003(b) | 3.0 | - | 12.0 | 15.0 | 37.0 | 6.0 | - | 43.0 | 7.0 | 1.0 | - | 8.0 | 47.0 | 7.0 | 12.0 | 66.0 |
| Fall 2004(b) | 3.0 | - | 13.0 | 16.0 | 47.5 | 7.0 | - | 54.5 | 5.5 | 2.0 | - | 7.5 | 56.0 | 9.0 | 13.0 | 78.0 |
| Fall 2005(b) | 4.0 | - | 7.0 | 11.0 | 50.4 | 7.0 | - | 57.4 | 7.0 | 2.0 | - | 9.0 | 61.4 | 9.0 | 7.0 | 77.4 |
| Fall 2006(b) | 7.0 | - | 5.0 | 12.0 | 41.7 | 12.0 | - | 53.7 | 9.0 | 3.0 | - | 12.0 | 57.7 | 15.0 | 5.0 | 77.7 |
| TOTAL SOCIAL SCIENCES | | | | | | | | | | | | | | | | |
| Fall 2002(i) | 58.0 | 31.0 | 36.0 | 125.0 | 328.0 | 124.9 | 13.0 | 465.9 | 128.9 | 12.0 | - | 140.9 | 514.9 | 167.9 | 49.0 | 731.8 |
| Fall 2003 | 49.0 | 33.0 | 31.0 | 113.0 | 307.5 | 115.0 | 12.0 | 434.5 | 109.0 | 19.0 | - | 128.0 | 465.5 | 167.0 | 43.0 | 675.5 |
| Fall 2004 | 49.0 | 34.0 | 29.0 | 112.0 | 317.0 | 115.5 | 10.0 | 442.5 | 115.6 | 10.1 | - | 125.7 | 481.6 | 159.6 | 39.0 | 680.2 |
| Fall 2005 | 50.5 | 23.0 | 20.0 | 93.5 | 292.4 | 118.0 | 9.0 | 419.4 | 114.6 | 15.0 | - | 129.6 | 457.5 | 156.0 | 29.0 | 642.5 |
| Fall 2006 | 46.5 | 23.0 | 19.0 | 88.5 | 282.2 | 108.0 | 10.0 | 400.2 | 105.7 | 23.0 | - | 128.7 | 434.4 | 154.0 | 29.0 | 617.4 |
| SOCIAL WORK | | | | | | | | | | | | | | | | |
| Fall 2002 | - | - | - | - | 61.0 | 29.0 | 13.0 | 103.0 | 31.0 | 8.0 | - | 39.0 | 92.0 | 37.0 | 13.0 | 142.0 |
| Fall 2003 | 2.0 | - | - | 2.0 | 85.0 | 32.0 | - | 117.0 | 32.0 | 12.0 | 6.0 | 50.0 | 119.0 | 44.0 | 6.0 | 169.0 |
| Fall 2004 | 2.0 | - | - | 2.0 | 71.5 | 30.0 | - | 101.5 | 33.5 | 11.0 | 6.0 | 50.5 | 107.0 | 41.0 | 6.0 | 154.0 |
| Fall 2005 | 2.0 | - | - | 2.0 | 59.5 | 24.0 | - | 83.5 | 27.5 | 6.0 | 6.0 | 39.5 | 89.0 | 30.0 | 6.0 | 125.0 |
| Fall 2006 | 1.0 | - | - | 1.0 | 49.5 | 20.0 | - | 69.5 | 27.5 | 7.0 | 7.0 | 41.5 | 78.0 | 27.0 | 7.0 | 112.0 |
| TOTAL (DAY & EVENING) (j) | | | | | | | | | | | | | | | | |
| Fall 2002 | 380.5 | 610.4 | 349.0 | 1339.9 | 1301.4 | 1006.8 | 323.0 | 2631.2 | 579.9 | 132.6 | 13.0 | 725.5 | 2261.8 | 1749.8 | 685.0 | 4696.6 |
| Fall 2003 | 339.2 | 596.4 | 331.0 | 1266.6 | 1243.5 | 1059.0 | 349.1 | 2651.6 | 542.8 | 142.3 | 27.5 | 712.6 | 2125.5 | 1797.7 | 707.6 | 4630.8 |
| Fall 2004 | 349.8 | 585.6 | 268.0 | 1203.4 | 1241.5 | 1030.8 | 361.0 | 2633.3 | 578.0 | 147.9 | 16.5 | 742.4 | 2169.3 | 1764.3 | 645.5 | 4579.1 |
| Fall 2005 | 352.5 | 547.4 | 277.0 | 1176.9 | 1243.4 | 1041.4 | 320.5 | 2605.3 | 557.5 | 159.2 | 23.0 | 739.7 | 2153.4 | 1748.0 | 620.5 | 4521.9 |
| Fall 2006 | 361.5 | 574.7 | 291.0 | 1227.2 | 1275.3 | 1017.9 | 320.0 | 2613.2 | 538.1 | 172.6 | 22.0 | 732.7 | 2174.9 | 1765.2 | 633.0 | 4573.1 |

(i) The total for 2002 includes course data for the Centre for Military and Strategic Studies. Beginning in 2003, course data is included in departmental data.

(j) Includes courses which are not assignable to any faculty. In 2002, includes courses offered by the Centre for Military and Strategic Studies.

AVERAGE SECTION SIZE BY LEVEL AND SECTION TYPE (a)

| | JUNIOR LEVEL | | | | SENIOR LEVEL | | | | GRADUATE LEVEL | | | | TOTAL | | | |
|------------------------------------|--------------|-------|-------|-------|--------------|------|------|-------|----------------|------|------|-------|-------|------|------|-------|
| | LEC | LAB | TUT | TOTAL | LEC | LAB | TUT | TOTAL | LEC | LAB | TUT | TOTAL | LEC | LAB | TUT | TOTAL |
| COMMUNICATION & CULTURE | | | | | | | | | | | | | | | | |
| Fall 2002 | 57.6 | 48.6 | 114.0 | 56.8 | 38.9 | 16.0 | 28.5 | 34.9 | 6.7 | 8.0 | - | 6.8 | 40.0 | 32.8 | 31.5 | 37.6 |
| Fall 2003 | 57.4 | 104.0 | - | 65.9 | 47.0 | 22.7 | 27.7 | 35.5 | 4.5 | 4.0 | - | 4.4 | 41.5 | 32.3 | 27.7 | 36.1 |
| Fall 2004(b) | 54.2 | 33.5 | - | 46.9 | 45.7 | 24.4 | 28.5 | 35.9 | 4.8 | - | - | 4.8 | 41.8 | 27.1 | 28.5 | 35.4 |
| Fall 2005(b) | 61.5 | 32.0 | - | 49.0 | 38.3 | 6.6 | 29.5 | 34.0 | 3.3 | - | - | 3.3 | 35.4 | 23.5 | 29.5 | 32.9 |
| Fall 2006(b) | 68.2 | 28.8 | - | 51.8 | 36.4 | 9.1 | 25.0 | 31.5 | 4.4 | - | - | 4.4 | 35.1 | 19.5 | 25.0 | 31.4 |
| CONTINUING EDUCATION (c) | | | | | | | | | | | | | | | | |
| Fall 2002 | - | - | - | - | - | - | - | - | 15.9 | - | - | 15.9 | 15.9 | - | - | 15.9 |
| Fall 2003 | - | - | - | - | - | - | - | - | 14.8 | - | - | 14.8 | 14.8 | - | - | 14.8 |
| ENVIRONMENTAL DESIGN | | | | | | | | | | | | | | | | |
| Fall 2002 | - | - | - | - | 21.0 | 15.5 | - | 18.6 | 12.7 | 6.2 | 11.0 | 8.9 | 13.8 | 6.9 | 11.0 | 9.9 |
| Fall 2003 | - | - | - | - | 25.0 | 18.6 | - | 22.8 | 14.5 | 10.3 | 0.9 | 11.2 | 16.0 | 10.8 | 0.9 | 12.1 |
| Fall 2004 | - | - | - | - | 24.5 | 14.7 | - | 20.3 | 16.1 | 8.0 | 1.0 | 10.4 | 17.3 | 8.4 | 1.0 | 11.2 |
| Fall 2005 | - | - | - | - | 27.0 | 13.0 | - | 20.0 | 13.9 | 7.2 | 1.0 | 9.9 | 15.3 | 7.7 | 1.0 | 10.8 |
| Fall 2006 | - | - | - | - | 34.8 | 17.8 | - | 25.3 | 12.0 | 8.0 | - | 9.8 | 14.5 | 9.0 | - | 11.5 |
| FINE ARTS | | | | | | | | | | | | | | | | |
| Fine Arts (d) | | | | | | | | | | | | | | | | |
| Fall 2002 | - | - | - | - | - | - | - | - | 2.0 | - | - | 2.0 | 2.0 | - | - | 2.0 |
| Fall 2003 | 27.5 | - | - | 27.5 | - | - | - | - | - | - | - | - | 27.5 | - | - | 27.5 |
| Fall 2004 | 29.5 | - | - | 29.5 | 12.0 | 9.0 | - | 10.3 | - | - | - | - | 19.0 | 9.0 | - | 14.6 |
| Fall 2005 | 41.0 | - | - | 41.0 | 14.0 | 27.0 | - | 18.3 | - | - | - | - | 23.0 | 27.0 | - | 24.0 |
| Fall 2006 | 34.0 | - | - | 34.0 | 11.5 | 11.5 | - | 11.5 | - | - | - | - | 19.0 | 11.5 | - | 16.0 |
| Art | | | | | | | | | | | | | | | | |
| Fall 2002 | 49.7 | 21.7 | - | 37.7 | 18.5 | 12.8 | 8.3 | 15.8 | 3.3 | 1.4 | 1.7 | 1.9 | 26.2 | 13.1 | 3.6 | 18.4 |
| Fall 2003(b) | 55.9 | 21.6 | - | 41.0 | 18.4 | 12.6 | 4.1 | 13.8 | 2.9 | 1.2 | 1.5 | 1.8 | 26.2 | 13.2 | 3.0 | 17.1 |
| Fall 2004(b) | 46.7 | 20.4 | - | 35.1 | 18.6 | 13.4 | 9.3 | 15.9 | 10.0 | 1.3 | 1.8 | 2.1 | 27.5 | 14.2 | 4.8 | 19.7 |
| Fall 2005(b) | 40.1 | 20.5 | - | 32.6 | 10.6 | 6.8 | 12.0 | 9.0 | 7.3 | 1.0 | 1.4 | 1.6 | 17.8 | 8.7 | 4.6 | 12.8 |
| Fall 2006(b) | 48.1 | 19.6 | - | 35.3 | 12.7 | 6.8 | 4.8 | 9.3 | 11.7 | 1.0 | 1.8 | 1.8 | 20.4 | 8.3 | 3.6 | 12.7 |
| Dance | | | | | | | | | | | | | | | | |
| Fall 2002 | 25.8 | 22.2 | - | 24.2 | 10.9 | 11.5 | - | 11.2 | - | - | - | - | 16.5 | 15.5 | - | 16.1 |
| Fall 2003 | 24.3 | 24.3 | - | 24.3 | 12.3 | 10.2 | - | 11.3 | - | - | - | - | 14.9 | 13.7 | - | 14.4 |
| Fall 2004 | 23.0 | 23.0 | - | 23.0 | 17.2 | 13.1 | - | 15.3 | - | - | - | - | 18.9 | 16.4 | - | 17.8 |
| Fall 2005 | 12.2 | 12.0 | - | 12.1 | 8.0 | 5.2 | - | 6.7 | 5.8 | 5.8 | - | 5.8 | 8.7 | 6.6 | - | 7.7 |
| Fall 2006 | 21.8 | 24.8 | - | 23.0 | 12.7 | 10.5 | - | 11.6 | 3.7 | 3.7 | - | 3.7 | 14.0 | 12.4 | - | 13.2 |
| Drama | | | | | | | | | | | | | | | | |
| Fall 2002 | 34.6 | 20.4 | 26.3 | 26.9 | 10.4 | 11.1 | - | 10.7 | 2.3 | 1.7 | - | 2.1 | 12.6 | 12.5 | 26.3 | 13.1 |
| Fall 2003(b) | 28.0 | 17.8 | 21.3 | 22.4 | 11.1 | 9.9 | - | 10.6 | 2.0 | 2.5 | - | 2.1 | 12.8 | 11.7 | 21.3 | 12.7 |
| Fall 2004(b) | 19.1 | 12.1 | 25.5 | 16.4 | 10.8 | 9.0 | - | 10.1 | 1.4 | 1.0 | - | 1.3 | 11.1 | 9.7 | 25.5 | 10.9 |
| Fall 2005(b) | 28.8 | 17.6 | 16.7 | 21.6 | 9.5 | 8.8 | - | 9.2 | 1.7 | 2.7 | - | 1.9 | 9.6 | 10.1 | 16.7 | 10.0 |
| Fall 2006(b) | 14.8 | 16.3 | 11.3 | 14.8 | 7.3 | 8.4 | - | 7.7 | 1.3 | 1.0 | - | 1.2 | 7.0 | 9.2 | 11.3 | 7.9 |
| Music | | | | | | | | | | | | | | | | |
| Fall 2002 | 15.3 | 23.4 | - | 18.6 | 6.2 | 16.2 | - | 8.4 | 2.2 | 2.0 | - | 2.1 | 7.2 | 16.6 | - | 9.7 |
| Fall 2003(b) | 12.2 | 19.2 | - | 15.1 | 5.9 | 15.2 | - | 7.3 | 1.9 | 3.0 | - | 2.2 | 5.9 | 13.9 | - | 7.6 |
| Fall 2004(b) | 15.9 | 20.9 | - | 17.9 | 5.8 | 13.8 | - | 7.5 | 2.1 | 2.7 | - | 2.2 | 6.7 | 13.7 | - | 8.5 |
| Fall 2005(b) | 12.5 | 13.1 | - | 12.8 | 9.1 | 10.1 | - | 9.3 | 2.7 | 1.3 | - | 2.2 | 8.4 | 8.6 | - | 8.4 |
| Fall 2006(b) | 10.8 | 14.1 | - | 12.1 | 6.0 | 14.9 | - | 7.6 | 1.9 | 1.2 | - | 1.6 | 5.8 | 9.7 | - | 6.9 |
| TOTAL FINE ARTS | | | | | | | | | | | | | | | | |
| Fall 2002 | 32.0 | 22.0 | 26.3 | 27.5 | 10.4 | 13.1 | 8.3 | 11.3 | 2.4 | 1.6 | 1.7 | 2.0 | 14.0 | 14.2 | 7.6 | 13.7 |
| Fall 2003 | 31.6 | 20.2 | 21.3 | 26.3 | 10.2 | 11.9 | 4.1 | 10.4 | 2.1 | 2.1 | 1.5 | 2.0 | 12.9 | 13.0 | 5.1 | 12.4 |
| Fall 2004 | 27.9 | 18.5 | 25.5 | 23.7 | 11.1 | 11.8 | 9.3 | 11.3 | 2.1 | 2.0 | 1.8 | 2.0 | 13.7 | 12.9 | 8.3 | 13.2 |
| Fall 2005 | 25.5 | 15.9 | 16.7 | 21.1 | 9.5 | 7.8 | 12.0 | 8.9 | 2.8 | 2.3 | 1.4 | 2.5 | 11.2 | 8.8 | 7.4 | 10.2 |
| Fall 2006 | 24.0 | 17.9 | 11.3 | 21.1 | 8.6 | 9.3 | 4.8 | 8.7 | 1.9 | 1.4 | 1.8 | 1.7 | 10.3 | 9.5 | 4.6 | 9.7 |
| HASKAYNE SCHOOL OF BUSINESS | | | | | | | | | | | | | | | | |
| Fall 2002 | 51.6 | 153.3 | - | 75.1 | 38.6 | 61.6 | 66.0 | 44.0 | 26.0 | 30.0 | - | 26.1 | 35.7 | 75.9 | 66.0 | 41.2 |
| Fall 2003 | 55.7 | 152.0 | - | 79.8 | 40.6 | 49.3 | 70.7 | 45.5 | 22.6 | 40.0 | - | 23.5 | 35.1 | 62.9 | 70.7 | 40.5 |
| Fall 2004 | 55.1 | 220.5 | - | 88.2 | 36.8 | 37.8 | 67.5 | 40.5 | 21.6 | 33.5 | - | 22.2 | 32.1 | 62.2 | 67.5 | 36.5 |
| Fall 2005 | 55.7 | 227.5 | - | 86.9 | 39.2 | 38.3 | 77.2 | 43.7 | 23.8 | 36.0 | - | 24.2 | 35.3 | 65.0 | 77.2 | 40.5 |
| Fall 2006 | 56.3 | 228.0 | - | 80.9 | 35.4 | 39.7 | 70.9 | 39.8 | 21.6 | 28.0 | - | 21.9 | 32.5 | 51.5 | 70.9 | 36.9 |

(a) In Fall 1997, the Faculty of Education introduced the Master of Teaching program. The Faculty of Education is no longer included due to the impact the EDTP courses offered under the program have on the reporting of course statistics.

(b) Excludes Red Deer College course statistics except when a University of Calgary faculty member is on-site.

(c) As of Fall 2004, the Masters of Continuing Education Program is included in the Faculty of Education.

(d) Includes course data for the faculty which are not assignable to any specific department.

AVERAGE SECTION SIZE
BY LEVEL AND SECTION TYPE (Continued)

| | JUNIOR LEVEL | | | | SENIOR LEVEL | | | | GRADUATE LEVEL | | | | TOTAL | | | |
|--|--------------|-------|------|-------|--------------|------|------|-------|----------------|-----|-----|-------|-------|-------|------|-------|
| | LEC | LAB | TUT | TOTAL | LEC | LAB | TUT | TOTAL | LEC | LAB | TUT | TOTAL | LEC | LAB | TUT | TOTAL |
| HUMANITIES | | | | | | | | | | | | | | | | |
| Humanities (d) | | | | | | | | | | | | | | | | |
| Fall 2002 | 19.3 | - | - | 19.3 | 25.0 | 38.0 | - | 27.6 | - | - | - | - | 21.4 | 38.0 | - | 22.8 |
| Fall 2003(b) | 20.6 | - | - | 20.6 | 41.0 | 1.0 | - | 21.0 | - | - | - | - | 24.0 | 1.0 | - | 20.7 |
| Fall 2004 | 21.5 | - | - | 21.5 | 22.0 | - | - | 22.0 | - | - | - | - | 21.7 | - | - | 21.7 |
| Fall 2005 | 16.3 | - | - | 16.3 | 34.5 | - | - | 34.5 | - | - | - | - | 20.9 | - | - | 20.9 |
| Fall 2006 | 18.8 | - | - | 18.8 | 35.0 | - | - | 35.0 | 7.0 | - | - | 7.0 | 17.7 | - | - | 17.7 |
| English | | | | | | | | | | | | | | | | |
| Fall 2002 | 37.8 | - | - | 37.8 | 24.9 | 21.5 | - | 24.8 | 7.9 | - | - | 7.9 | 28.4 | 21.5 | - | 28.2 |
| Fall 2003(b) | 37.6 | - | - | 37.6 | 32.5 | 20.0 | - | 32.0 | 9.4 | - | - | 9.4 | 32.6 | 20.0 | - | 32.3 |
| Fall 2004(b) | 28.5 | - | - | 28.5 | 30.9 | 13.0 | - | 30.6 | 6.6 | - | - | 6.6 | 27.7 | 13.0 | - | 27.5 |
| Fall 2005(b) | 26.7 | - | - | 26.7 | 30.7 | 12.0 | - | 29.9 | 6.7 | - | - | 6.7 | 26.2 | 12.0 | - | 25.9 |
| Fall 2006(b) | 31.1 | 213.0 | - | 34.4 | 28.6 | - | - | 28.6 | 10.8 | - | - | 10.8 | 28.6 | 213.0 | - | 30.3 |
| French, Italian & Spanish | | | | | | | | | | | | | | | | |
| Fall 2002 | 19.1 | 18.8 | - | 19.0 | 17.1 | 18.3 | 18.1 | 17.5 | 3.7 | - | - | 3.7 | 17.6 | 18.7 | 18.1 | 18.0 |
| Fall 2003(b) | 26.8 | 21.4 | - | 23.9 | 23.1 | 18.7 | 13.2 | 18.9 | 2.0 | - | - | 2.0 | 23.3 | 21.0 | 13.2 | 20.8 |
| Fall 2004(b) | 28.3 | 27.7 | - | 28.1 | 19.7 | 14.0 | 17.2 | 18.7 | 2.8 | - | - | 2.8 | 22.3 | 25.4 | 17.2 | 22.0 |
| Fall 2005(b) | 25.1 | 24.7 | - | 25.0 | 19.8 | 13.0 | 16.3 | 18.3 | 3.3 | - | - | 3.3 | 20.8 | 22.2 | 16.3 | 20.4 |
| Fall 2006(b) | 26.1 | 24.8 | - | 25.7 | 20.9 | 13.0 | 14.1 | 18.3 | 2.9 | - | - | 2.9 | 21.8 | 23.9 | 14.1 | 20.8 |
| Germanic, Slavic & East Asian Studies | | | | | | | | | | | | | | | | |
| Fall 2002 | 38.7 | 24.9 | 13.3 | 24.1 | 15.6 | 19.1 | - | 16.4 | - | - | - | - | 22.1 | 23.0 | 13.3 | 20.6 |
| Fall 2003 | 40.5 | 24.1 | 20.4 | 28.3 | 16.0 | 24.9 | 1.0 | 17.4 | 1.0 | - | - | 1.0 | 21.9 | 24.4 | 18.6 | 22.0 |
| Fall 2004 | 30.7 | 25.8 | 12.3 | 26.6 | 21.1 | 27.7 | - | 22.8 | 6.0 | - | - | 6.0 | 24.5 | 26.5 | 12.3 | 24.6 |
| Fall 2005 | 26.7 | 23.7 | 11.7 | 23.9 | 17.2 | 17.1 | - | 17.2 | 4.5 | - | - | 4.5 | 19.6 | 20.4 | 11.7 | 19.6 |
| Fall 2006 | 28.3 | 25.4 | 15.7 | 25.9 | 15.7 | 18.4 | - | 16.3 | 6.0 | - | - | 6.0 | 20.4 | 23.1 | 15.7 | 21.1 |
| Greek & Roman Studies | | | | | | | | | | | | | | | | |
| Fall 2002 | 54.6 | - | 20.4 | 30.3 | 19.0 | - | 7.7 | 17.0 | 2.7 | - | - | 2.7 | 28.0 | - | 18.8 | 23.6 |
| Fall 2003(b) | 79.1 | - | 21.9 | 34.8 | 19.8 | - | 6.3 | 16.9 | 2.5 | - | 3.0 | 2.6 | 34.6 | - | 19.3 | 26.2 |
| Fall 2004(b) | 97.6 | - | 24.4 | 39.0 | 36.6 | - | 5.0 | 26.4 | 2.6 | - | 6.0 | 2.9 | 43.2 | - | 20.2 | 30.5 |
| Fall 2005(b) | 72.4 | - | 28.2 | 40.6 | 29.5 | - | 11.0 | 26.6 | 4.0 | - | - | 4.0 | 42.0 | - | 26.5 | 34.2 |
| Fall 2006(b) | 62.1 | - | 29.1 | 40.6 | 23.3 | - | 10.0 | 21.8 | 5.1 | - | - | 5.1 | 31.5 | - | 26.9 | 29.7 |
| Philosophy | | | | | | | | | | | | | | | | |
| Fall 2002 | 60.9 | - | 21.1 | 31.4 | 23.9 | - | - | 23.9 | 5.7 | - | - | 5.7 | 34.4 | - | 21.1 | 28.0 |
| Fall 2003(b) | 77.2 | - | 22.7 | 35.1 | 31.7 | - | - | 31.7 | 7.6 | - | - | 7.6 | 41.9 | - | 22.7 | 32.3 |
| Fall 2004(b) | 73.7 | - | 23.8 | 36.0 | 27.4 | - | - | 27.4 | 8.4 | - | - | 8.4 | 36.1 | - | 23.8 | 30.9 |
| Fall 2005(b) | 75.8 | - | 23.2 | 35.5 | 25.9 | - | - | 25.9 | 3.9 | - | - | 3.9 | 36.0 | - | 23.2 | 29.9 |
| Fall 2006(b) | 77.7 | - | 23.4 | 36.4 | 23.8 | 7.0 | - | 23.3 | 3.6 | - | - | 3.6 | 34.3 | 7.0 | 23.4 | 29.4 |
| Religious Studies | | | | | | | | | | | | | | | | |
| Fall 2002 | 59.6 | - | - | 59.6 | 20.7 | - | 5.5 | 19.5 | 3.2 | - | - | 3.2 | 29.6 | - | 5.5 | 28.5 |
| Fall 2003(b) | 61.8 | - | - | 61.8 | 21.0 | - | 8.0 | 20.4 | 1.8 | - | - | 1.8 | 32.3 | - | 8.0 | 31.6 |
| Fall 2004 | 70.7 | - | - | 70.7 | 19.4 | - | 1.0 | 13.2 | 1.8 | - | - | 1.8 | 26.1 | - | 1.0 | 21.4 |
| Fall 2005 | 67.9 | - | - | 67.9 | 18.9 | - | 1.0 | 18.0 | 4.4 | - | - | 4.4 | 30.1 | - | 1.0 | 29.4 |
| Fall 2006 | 55.0 | - | - | 55.0 | 20.7 | - | 1.0 | 16.2 | 5.6 | - | - | 5.6 | 29.7 | - | 1.0 | 25.7 |
| TOTAL HUMANITIES | | | | | | | | | | | | | | | | |
| Fall 2002 | 36.5 | 20.4 | 19.5 | 28.3 | 21.0 | 20.8 | 15.8 | 20.4 | 4.9 | - | - | 4.9 | 25.8 | 20.5 | 18.6 | 23.7 |
| Fall 2003 | 43.1 | 22.0 | 22.1 | 32.2 | 25.4 | 20.4 | 11.8 | 23.0 | 4.8 | - | 3.0 | 4.7 | 30.1 | 21.6 | 18.9 | 26.5 |
| Fall 2004 | 39.3 | 26.7 | 23.4 | 33.3 | 25.8 | 23.5 | 8.6 | 23.3 | 4.1 | - | 6.0 | 4.2 | 28.0 | 25.7 | 18.3 | 26.0 |
| Fall 2005 | 36.4 | 24.2 | 24.1 | 31.5 | 23.9 | 15.9 | 14.7 | 22.3 | 4.8 | - | - | 4.8 | 26.7 | 20.6 | 22.1 | 25.3 |
| Fall 2006 | 37.5 | 31.8 | 24.5 | 33.4 | 23.3 | 16.6 | 10.3 | 21.5 | 6.1 | - | - | 6.1 | 27.4 | 28.1 | 20.4 | 26.2 |
| KINESIOLOGY | | | | | | | | | | | | | | | | |
| Fall 2002 | 107.9 | 31.2 | - | 51.6 | 25.6 | 12.6 | - | 18.4 | 2.9 | 4.5 | 5.0 | 3.3 | 33.6 | 19.7 | 5.0 | 25.7 |
| Fall 2003 | 95.0 | 29.1 | - | 50.1 | 26.1 | 12.7 | 4.0 | 18.5 | 2.2 | 4.8 | 2.5 | 2.7 | 36.4 | 19.7 | 3.0 | 26.7 |
| Fall 2004 | 100.1 | 28.5 | - | 49.4 | 28.3 | 12.8 | 9.0 | 18.7 | 2.6 | 5.5 | 5.0 | 3.4 | 38.7 | 18.6 | 7.0 | 26.5 |
| Fall 2005 | 117.3 | 29.9 | - | 53.8 | 25.3 | 10.5 | 7.0 | 16.2 | 3.7 | 6.0 | 4.0 | 4.3 | 39.8 | 17.7 | 5.5 | 26.3 |
| Fall 2006 | 126.2 | 30.9 | - | 56.4 | 26.8 | 11.5 | 13.0 | 17.4 | 2.0 | 4.7 | 3.5 | 2.5 | 37.8 | 19.3 | 6.7 | 26.8 |
| LAW (e) | | | | | | | | | | | | | | | | |
| Fall 2002 | - | - | - | - | 37.9 | - | - | 37.9 | 21.1 | 1.0 | - | 18.4 | 32.2 | 1.0 | - | 30.7 |
| Fall 2003 | - | - | - | - | 32.2 | - | - | 32.2 | 18.5 | 1.0 | - | 16.6 | 27.1 | 1.0 | - | 26.0 |
| Fall 2004 | - | - | - | - | 37.1 | - | - | 37.1 | 17.7 | 1.0 | - | 13.1 | 29.9 | 1.0 | - | 26.4 |
| Fall 2005 | - | - | - | - | 35.3 | 1.0 | - | 29.5 | 2.0 | - | - | 2.0 | 34.3 | 1.0 | - | 28.8 |
| Fall 2006 | - | - | - | - | 29.2 | 1.0 | - | 27.4 | 6.0 | - | - | 6.0 | 28.9 | 1.0 | - | 27.1 |

(e) At the University of Calgary, graduate level courses are numbered 600 and above. However, in the Faculty of Law, 600 level courses are considered to be senior level courses. Beginning in Fall 2005, 600 level Law courses are reported at the senior level.

AVERAGE SECTION SIZE
BY LEVEL AND SECTION TYPE (Continued)

| | JUNIOR LEVEL | | | | SENIOR LEVEL | | | | GRADUATE LEVEL | | | | TOTAL | | | |
|---|--------------|-------|-------|-------|--------------|-------|-------|-------|----------------|------|------|-------|-------|-------|-------|-------|
| | LEC | LAB | TUT | TOTAL | LEC | LAB | TUT | TOTAL | LEC | LAB | TUT | TOTAL | LEC | LAB | TUT | TOTAL |
| MEDICINE (f) | | | | | | | | | | | | | | | | |
| Fall 2002 | 29.0 | - | - | 29.0 | 29.0 | 1.0 | - | 5.7 | 5.7 | 6.7 | 18.0 | 6.0 | 6.5 | 5.0 | 18.0 | 6.3 |
| Fall 2003 | 55.5 | - | - | 55.5 | 11.2 | 1.2 | - | 5.7 | 7.8 | 5.7 | 12.0 | 7.4 | 9.9 | 4.5 | 12.0 | 8.4 |
| Fall 2004 | 78.5 | - | - | 78.5 | 39.3 | 1.0 | 11.2 | 11.8 | 9.3 | 8.5 | 14.5 | 9.3 | 15.7 | 4.4 | 12.1 | 11.8 |
| Fall 2005 | 49.0 | - | - | 49.0 | 25.5 | 14.9 | 54.0 | 23.2 | 8.7 | 6.2 | 6.3 | 7.8 | 14.6 | 8.7 | 12.3 | 12.8 |
| Fall 2006 | 41.7 | - | - | 41.7 | 18.9 | 15.4 | 25.0 | 17.8 | 9.2 | 10.6 | 15.3 | 10.0 | 13.4 | 12.5 | 18.5 | 13.4 |
| NURSING (g) | | | | | | | | | | | | | | | | |
| Fall 2002 | 74.7 | 9.2 | - | 19.0 | 45.4 | 9.9 | 12.0 | 15.4 | 8.2 | 3.2 | - | 6.1 | 34.0 | 9.0 | 12.0 | 14.7 |
| Fall 2003 | 75.5 | 9.4 | - | 19.4 | 51.9 | 9.5 | 14.8 | 15.8 | 14.1 | 3.9 | - | 9.6 | 45.0 | 9.2 | 14.8 | 16.0 |
| Fall 2004 | 84.0 | 8.8 | - | 18.7 | 57.0 | 7.7 | 6.9 | 12.9 | 9.3 | 4.2 | - | 7.2 | 41.8 | 7.7 | 6.9 | 13.4 |
| Fall 2005 | 87.8 | 9.6 | - | 19.6 | 56.1 | 8.1 | 9.0 | 13.4 | 7.7 | 2.9 | 13.0 | 6.5 | 38.5 | 8.2 | 9.2 | 13.8 |
| Fall 2006 | 77.3 | 10.0 | - | 20.6 | 55.2 | 8.7 | 9.4 | 14.2 | 7.4 | 3.5 | 5.0 | 6.1 | 36.3 | 8.7 | 9.1 | 14.4 |
| SCHULICH SCHOOL OF ENGINEERING (h) | | | | | | | | | | | | | | | | |
| Engineering (d) | | | | | | | | | | | | | | | | |
| Fall 2002 | - | 119.0 | 133.0 | 125.2 | 170.0 | 116.5 | 156.7 | 136.6 | - | - | - | - | 170.0 | 117.3 | 147.2 | 132.7 |
| Fall 2003 | - | 34.7 | - | 34.7 | - | 84.3 | - | 84.3 | - | - | - | - | - | 42.5 | - | 42.5 |
| Fall 2004 | - | 34.2 | - | 34.2 | 33.0 | 137.0 | 33.0 | 85.0 | 28.0 | - | - | 28.0 | 30.5 | 45.6 | 33.0 | 43.6 |
| Fall 2005 | - | - | - | - | 30.0 | 100.0 | 30.0 | 72.0 | 14.7 | - | - | 14.7 | 20.8 | 100.0 | 30.0 | 58.8 |
| Fall 2006 | 225.3 | 28.4 | - | 52.5 | 70.0 | 157.5 | 70.0 | 113.8 | 24.0 | - | - | 24.0 | 113.9 | 52.8 | 70.0 | 67.1 |
| Chemical & Petroleum | | | | | | | | | | | | | | | | |
| Fall 2002 | 140.5 | 29.0 | 140.5 | 56.9 | 49.4 | 21.8 | 56.0 | 34.0 | 14.4 | 2.0 | - | 13.7 | 38.5 | 23.4 | 77.1 | 34.4 |
| Fall 2003 | 135.5 | 26.9 | 135.5 | 57.9 | 47.8 | 22.3 | 45.9 | 34.0 | 22.0 | 1.0 | - | 20.6 | 41.8 | 23.0 | 65.8 | 35.7 |
| Fall 2004 | 136.5 | 27.2 | 91.0 | 54.5 | 44.6 | 22.0 | 52.0 | 33.2 | 14.2 | 1.0 | - | 13.7 | 30.8 | 22.8 | 63.7 | 31.1 |
| Fall 2005 | 153.0 | 30.6 | 102.0 | 61.2 | 40.8 | 21.2 | 42.6 | 30.8 | 18.1 | - | - | 18.1 | 32.9 | 23.6 | 57.4 | 32.2 |
| Fall 2006 | 114.0 | 28.3 | 85.5 | 50.8 | 40.5 | 21.9 | 47.0 | 31.7 | 13.9 | 3.0 | - | 12.8 | 32.6 | 23.0 | 59.8 | 31.5 |
| Civil | | | | | | | | | | | | | | | | |
| Fall 2002 | 119.0 | 33.0 | 109.3 | 102.3 | 74.9 | 24.5 | 42.5 | 48.1 | 9.6 | 1.0 | - | 9.2 | 49.3 | 24.2 | 70.6 | 47.6 |
| Fall 2003 | 143.8 | - | 102.9 | 117.7 | 73.7 | 22.5 | 49.3 | 44.3 | 10.6 | 5.0 | - | 10.3 | 52.3 | 21.9 | 69.0 | 46.2 |
| Fall 2004 | 136.8 | - | 98.9 | 112.6 | 62.5 | 19.8 | 45.6 | 36.8 | 7.2 | - | - | 7.2 | 38.9 | 19.8 | 65.2 | 37.8 |
| Fall 2005 | 150.5 | - | 99.3 | 116.3 | 62.4 | 23.3 | 44.8 | 40.1 | 9.1 | 3.0 | - | 8.6 | 41.4 | 22.0 | 66.6 | 40.6 |
| Fall 2006 | 113.2 | 27.9 | 58.4 | 70.1 | 75.0 | 22.0 | 55.8 | 42.9 | 11.0 | - | - | 11.0 | 53.0 | 22.3 | 57.6 | 43.5 |
| Electrical & Computer | | | | | | | | | | | | | | | | |
| Fall 2002 | - | 35.0 | - | 35.0 | 77.1 | 25.6 | 77.1 | 44.0 | 18.6 | 7.0 | - | 17.1 | 56.1 | 25.2 | 77.1 | 40.7 |
| Fall 2003 | - | 20.2 | - | 20.2 | 72.2 | 28.4 | 69.5 | 46.4 | 14.0 | 12.3 | - | 13.8 | 50.3 | 27.2 | 69.5 | 41.0 |
| Fall 2004 | - | 21.5 | - | 21.5 | 75.0 | 31.7 | 58.7 | 48.8 | 10.2 | 8.4 | - | 9.7 | 50.1 | 28.2 | 58.7 | 40.5 |
| Fall 2005 | - | 37.6 | - | 37.6 | 67.7 | 30.0 | 64.9 | 46.6 | 8.7 | 7.9 | - | 8.5 | 44.2 | 28.3 | 64.9 | 39.7 |
| Fall 2006 | - | 28.9 | - | 28.9 | 60.4 | 31.6 | 64.4 | 46.3 | 9.5 | 5.4 | - | 8.2 | 40.9 | 28.1 | 64.4 | 38.3 |
| Geomatics | | | | | | | | | | | | | | | | |
| Fall 2002 | 133.0 | 24.9 | - | 53.7 | 34.7 | 36.4 | - | 35.6 | 7.7 | - | - | 7.7 | 44.0 | 30.6 | - | 37.1 |
| Fall 2003 | 133.8 | 22.8 | - | 42.1 | 43.8 | 36.1 | 129.0 | 44.2 | 4.3 | - | - | 4.3 | 41.4 | 27.4 | 129.0 | 35.5 |
| Fall 2004 | 132.5 | 22.8 | - | 50.3 | 40.3 | 31.4 | 122.0 | 40.0 | 4.9 | - | - | 4.9 | 45.4 | 26.7 | 122.0 | 37.7 |
| Fall 2005 | - | - | - | - | 45.4 | 38.3 | 109.0 | 45.4 | 5.8 | 7.0 | - | 6.1 | 29.8 | 32.6 | 109.0 | 33.7 |
| Fall 2006 | - | 29.0 | - | 29.0 | 34.1 | 34.1 | 108.9 | 39.0 | 4.6 | 14.0 | - | 5.5 | 20.1 | 32.1 | 108.9 | 28.3 |
| Mechanical | | | | | | | | | | | | | | | | |
| Fall 2002 | 273.0 | 27.1 | - | 47.6 | 46.9 | 19.2 | 60.0 | 29.7 | 5.7 | 3.0 | - | 5.6 | 42.2 | 21.1 | 60.0 | 29.8 |
| Fall 2003 | 277.5 | - | - | 277.5 | 59.9 | 20.0 | 66.7 | 36.0 | 5.3 | - | - | 5.3 | 47.9 | 20.0 | 66.7 | 35.3 |
| Fall 2004 | 273.5 | - | - | 273.5 | 58.9 | 20.2 | 68.5 | 36.5 | 9.4 | - | - | 9.4 | 50.4 | 20.2 | 68.5 | 36.7 |
| Fall 2005 | 289.5 | 35.9 | - | 68.6 | 65.4 | 19.7 | 61.8 | 36.3 | 10.9 | 1.0 | - | 9.7 | 58.0 | 22.0 | 61.8 | 36.9 |
| Fall 2006 | 225.2 | 27.8 | - | 72.8 | 67.9 | 22.4 | 52.4 | 37.8 | 10.8 | - | - | 10.8 | 51.1 | 22.9 | 52.4 | 36.0 |
| TOTAL SCHULICH SCHOOL OF ENGINEERING | | | | | | | | | | | | | | | | |
| Fall 2002 | 150.3 | 36.1 | 120.5 | 69.0 | 63.6 | 27.5 | 74.6 | 43.6 | 11.8 | 4.5 | - | 11.3 | 48.5 | 28.6 | 84.2 | 42.3 |
| Fall 2003 | 161.3 | 27.2 | 110.1 | 60.4 | 63.1 | 25.6 | 62.9 | 41.8 | 11.5 | 9.2 | - | 11.3 | 47.7 | 25.5 | 69.3 | 39.3 |
| Fall 2004 | 158.1 | 27.0 | 96.5 | 58.6 | 61.2 | 26.3 | 57.8 | 41.6 | 10.1 | 7.7 | - | 9.9 | 43.4 | 25.7 | 62.9 | 37.6 |
| Fall 2005 | 185.9 | 34.0 | 100.0 | 77.2 | 59.5 | 26.1 | 57.3 | 40.8 | 11.5 | 5.9 | - | 10.8 | 42.5 | 25.8 | 63.7 | 37.7 |
| Fall 2006 | 141.4 | 28.3 | 63.9 | 58.8 | 58.9 | 27.3 | 59.6 | 41.7 | 10.8 | 5.6 | - | 10.1 | 43.1 | 26.2 | 60.7 | 37.7 |

(f) Course data associated with the Graduate Science and Health Sciences programs.

(g) The Faculty of Nursing includes the Conjoint Nursing Program up to and including Fall 2003. As of Fall 2004, data excludes Nursing Offsite courses.

(h) Prior to Fall 2005, the Schulich School of Engineering was named the Faculty of Engineering.

AVERAGE SECTION SIZE
BY LEVEL AND SECTION TYPE (Continued)

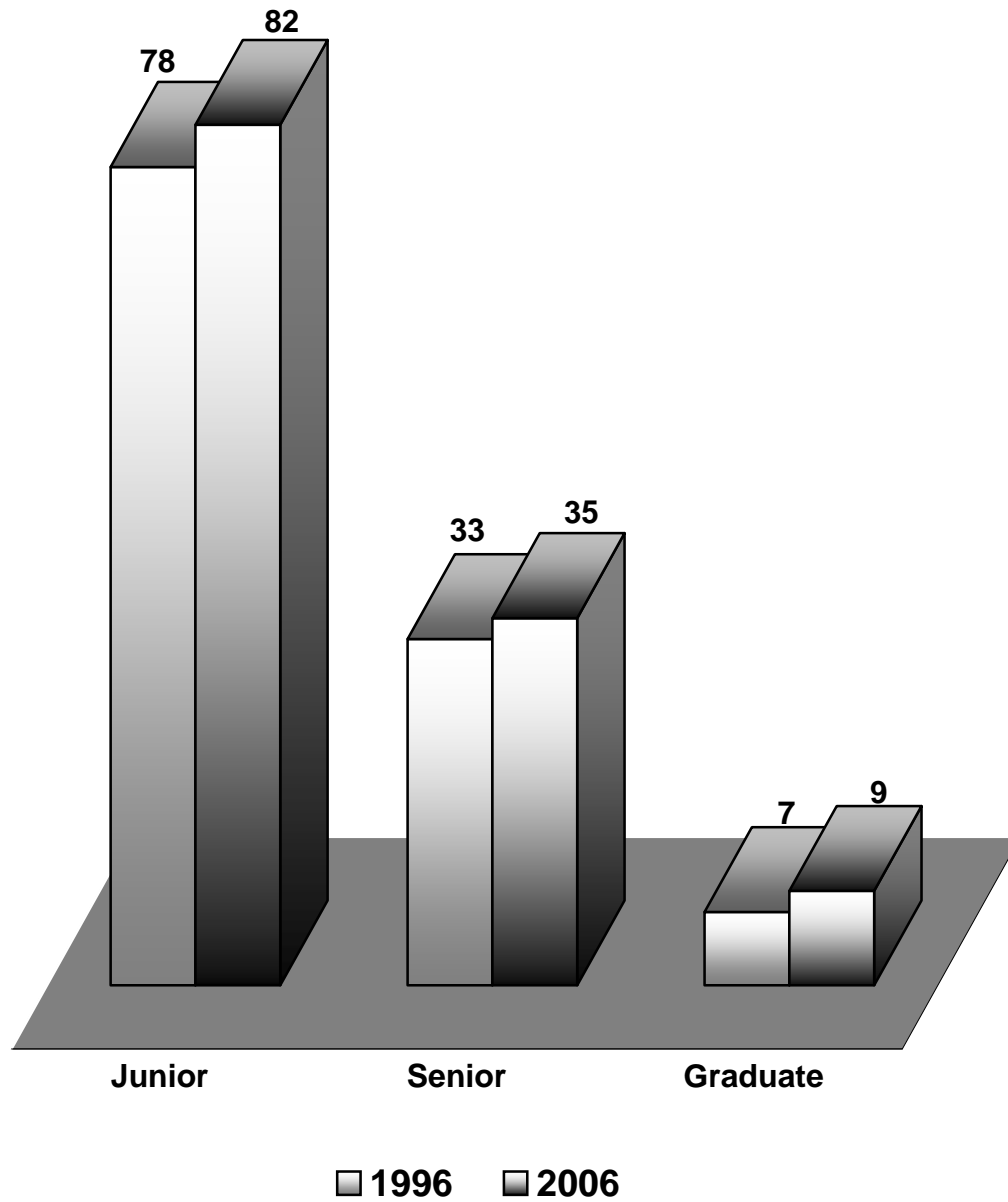
| | JUNIOR LEVEL | | | | SENIOR LEVEL | | | | GRADUATE LEVEL | | | | TOTAL | | | |
|-------------------------------------|--------------|-------|------|-------|--------------|------|------|-------|----------------|------|-----|-------|-------|------|------|-------|
| | LEC | LAB | TUT | TOTAL | LEC | LAB | TUT | TOTAL | LEC | LAB | TUT | TOTAL | LEC | LAB | TUT | TOTAL |
| SCIENCE | | | | | | | | | | | | | | | | |
| Biological Sciences | | | | | | | | | | | | | | | | |
| Fall 2002 | 213.9 | 17.6 | 11.9 | 34.3 | 45.6 | 11.1 | 29.0 | 19.5 | 7.6 | 3.6 | - | 6.6 | 54.7 | 12.6 | 18.2 | 22.4 |
| Fall 2003(b) | 202.7 | 22.7 | 11.5 | 41.5 | 50.7 | 11.4 | 29.0 | 20.3 | 8.1 | 4.0 | - | 6.8 | 61.4 | 13.7 | 17.9 | 24.2 |
| Fall 2004(b) | 182.1 | 22.9 | 11.3 | 41.0 | 43.1 | 10.8 | 31.3 | 18.8 | 5.9 | 2.8 | - | 5.1 | 49.3 | 12.7 | 18.7 | 22.0 |
| Fall 2005(b) | 209.4 | 22.8 | 10.8 | 41.3 | 37.2 | 11.4 | 29.1 | 18.5 | 6.6 | 1.9 | - | 4.5 | 45.8 | 12.9 | 17.3 | 21.6 |
| Fall 2006(b) | 246.3 | 22.6 | 11.5 | 42.2 | 39.8 | 10.6 | 34.6 | 18.1 | 5.8 | 2.1 | - | 4.2 | 47.9 | 12.2 | 19.6 | 21.1 |
| Chemistry | | | | | | | | | | | | | | | | |
| Fall 2002 | 169.9 | 17.0 | 97.1 | 40.0 | 84.6 | 14.2 | 25.9 | 25.2 | 2.8 | - | - | 2.8 | 75.5 | 15.7 | 54.3 | 30.9 |
| Fall 2003 | 180.0 | 17.1 | 25.0 | 30.7 | 92.5 | 15.4 | 29.3 | 28.5 | 6.1 | - | - | 6.1 | 95.9 | 16.4 | 27.9 | 28.8 |
| Fall 2004 | 136.1 | 16.3 | 26.4 | 28.9 | 86.6 | 15.2 | 32.1 | 28.8 | 4.2 | - | - | 4.2 | 71.3 | 15.8 | 30.3 | 27.4 |
| Fall 2005 | 179.3 | 17.0 | 31.9 | 31.2 | 91.9 | 14.5 | 30.2 | 28.4 | 6.8 | - | - | 6.8 | 92.5 | 16.0 | 30.7 | 29.0 |
| Fall 2006 | 154.3 | 17.1 | 27.8 | 30.5 | 80.3 | 15.2 | 28.7 | 28.1 | 4.9 | - | - | 4.9 | 81.0 | 16.3 | 28.4 | 28.3 |
| Computer Science | | | | | | | | | | | | | | | | |
| Fall 2002 | 103.1 | 22.3 | 15.0 | 24.8 | 57.9 | 21.9 | 23.6 | 30.0 | 9.9 | 16.0 | - | 10.1 | 55.8 | 22.1 | 18.5 | 26.7 |
| Fall 2003 | 117.2 | 20.8 | 13.8 | 23.3 | 48.0 | 18.7 | 21.7 | 25.6 | 10.2 | - | - | 10.2 | 52.4 | 19.6 | 17.1 | 24.1 |
| Fall 2004 | 96.1 | 12.3 | 19.9 | 21.1 | 39.0 | 15.2 | 20.0 | 22.7 | 7.9 | - | - | 7.9 | 40.7 | 13.5 | 20.0 | 21.3 |
| Fall 2005(b) | 96.5 | 15.2 | 20.4 | 24.0 | 36.8 | 13.3 | 17.6 | 20.1 | 7.8 | - | - | 7.8 | 42.3 | 14.4 | 18.9 | 21.4 |
| Fall 2006(b) | 104.0 | 17.2 | 20.1 | 25.6 | 29.6 | 12.1 | 16.3 | 17.8 | 6.1 | 8.0 | - | 6.2 | 39.8 | 15.1 | 18.4 | 21.1 |
| Environmental Science | | | | | | | | | | | | | | | | |
| Fall 2002 | - | - | - | - | 29.3 | 1.0 | - | 23.6 | - | - | - | - | 29.3 | 1.0 | - | 23.6 |
| Fall 2003 | - | - | - | - | 24.8 | 1.0 | - | 14.6 | - | - | - | - | 24.8 | 1.0 | - | 14.6 |
| Fall 2004 | - | - | - | - | 27.0 | 8.0 | 9.7 | 16.1 | - | - | - | - | 27.0 | 8.0 | 9.7 | 16.1 |
| Fall 2005 | - | - | - | - | 24.5 | 1.0 | - | 16.7 | - | - | - | - | 24.5 | 1.0 | - | 16.7 |
| Fall 2006 | - | - | - | - | 25.8 | - | - | 25.8 | - | - | - | - | 25.8 | - | - | 25.8 |
| Geology & Geophysics | | | | | | | | | | | | | | | | |
| Fall 2002 | 139.3 | 17.3 | - | 49.8 | 54.8 | 12.7 | 21.0 | 22.2 | 7.8 | 8.6 | - | 8.0 | 46.4 | 13.1 | 21.0 | 23.7 |
| Fall 2003 | 291.5 | 18.7 | - | 55.1 | 56.1 | 12.7 | 19.3 | 21.8 | 9.1 | 6.2 | 7.0 | 7.5 | 58.7 | 12.9 | 17.9 | 23.7 |
| Fall 2004 | 298.0 | 17.8 | - | 52.8 | 62.6 | 14.6 | 24.4 | 25.0 | 5.3 | 5.0 | - | 5.1 | 55.7 | 13.8 | 24.4 | 24.7 |
| Fall 2005 | 299.7 | 20.5 | - | 69.8 | 72.3 | 15.7 | 22.1 | 26.4 | 6.0 | 5.7 | - | 5.8 | 69.7 | 15.1 | 22.1 | 28.2 |
| Fall 2006 | 243.3 | 21.2 | - | 61.6 | 66.1 | 16.1 | 24.7 | 26.5 | 9.7 | 6.0 | - | 7.3 | 75.5 | 15.7 | 24.7 | 29.0 |
| Mathematics & Statistics | | | | | | | | | | | | | | | | |
| Fall 2002 | 98.8 | 27.5 | 76.7 | 50.9 | 37.8 | 11.5 | 30.3 | 32.7 | 6.6 | 10.0 | - | 6.9 | 64.9 | 27.0 | 56.7 | 45.3 |
| Fall 2003 | 97.8 | 27.1 | 66.4 | 48.1 | 50.8 | 21.0 | 34.0 | 40.5 | 7.4 | - | 6.0 | 7.2 | 73.3 | 27.1 | 52.1 | 45.6 |
| Fall 2004 | 94.3 | 26.4 | 67.8 | 47.2 | 49.7 | 10.8 | 32.0 | 37.9 | 7.1 | - | - | 7.1 | 68.1 | 26.0 | 50.9 | 43.8 |
| Fall 2005 | 100.0 | 27.1 | 57.5 | 46.6 | 58.5 | 1.5 | 29.7 | 38.8 | 9.0 | 15.0 | - | 9.6 | 74.8 | 26.7 | 44.8 | 43.7 |
| Fall 2006 | 97.9 | 27.5 | 70.1 | 48.9 | 51.3 | 5.3 | 27.8 | 35.0 | 8.9 | 13.0 | - | 9.2 | 71.8 | 27.0 | 49.1 | 44.4 |
| Natural Sciences | | | | | | | | | | | | | | | | |
| Fall 2005 | 4.7 | 4.7 | - | 4.7 | 18.5 | 20.5 | 10.3 | 15.6 | - | - | - | - | 12.6 | 11.0 | 10.3 | 11.5 |
| Fall 2006 | 11.0 | 11.0 | - | 11.0 | 30.7 | 20.0 | 9.8 | 19.0 | - | - | - | - | 25.8 | 17.0 | 9.8 | 17.5 |
| Physics & Astronomy | | | | | | | | | | | | | | | | |
| Fall 2002 | 151.6 | 42.0 | 19.1 | 39.7 | 25.3 | 9.6 | 23.8 | 16.5 | 5.9 | - | - | 5.9 | 61.0 | 11.1 | 19.5 | 29.0 |
| Fall 2003(b) | 179.3 | 103.0 | 20.8 | 44.5 | 38.5 | 11.8 | 23.2 | 19.2 | 9.4 | 2.0 | - | 8.3 | 68.9 | 13.3 | 21.1 | 29.1 |
| Fall 2004 | 182.6 | 43.0 | 20.2 | 43.0 | 43.2 | 12.4 | 28.8 | 20.7 | 10.7 | - | - | 10.7 | 69.2 | 13.0 | 21.1 | 29.0 |
| Fall 2005(b) | 142.1 | 57.0 | 20.2 | 41.5 | 41.5 | 12.1 | 24.5 | 19.7 | 14.1 | - | - | 14.1 | 68.8 | 13.0 | 20.5 | 28.9 |
| Fall 2006(b) | 192.6 | - | 19.4 | 41.4 | 41.9 | 12.4 | 21.3 | 20.2 | 17.2 | - | - | 17.2 | 76.3 | 12.4 | 19.5 | 29.2 |
| TOTAL SCIENCE | | | | | | | | | | | | | | | | |
| Fall 2002 | 122.8 | 22.5 | 36.9 | 40.1 | 48.5 | 13.8 | 26.0 | 24.6 | 7.0 | 6.9 | - | 7.0 | 59.3 | 17.9 | 32.6 | 30.8 |
| Fall 2003 | 130.7 | 23.1 | 29.6 | 38.5 | 51.9 | 13.7 | 26.5 | 24.7 | 8.6 | 5.2 | 6.5 | 7.8 | 66.0 | 17.7 | 28.2 | 30.1 |
| Fall 2004 | 119.1 | 20.5 | 35.2 | 37.5 | 48.5 | 12.9 | 25.9 | 24.1 | 6.5 | 4.3 | - | 6.1 | 57.2 | 16.2 | 30.7 | 28.8 |
| Fall 2005 | 124.7 | 21.7 | 33.0 | 38.7 | 47.5 | 12.8 | 24.2 | 23.4 | 7.7 | 4.3 | - | 6.7 | 60.2 | 16.6 | 29.0 | 29.1 |
| Fall 2006 | 128.0 | 22.4 | 34.8 | 39.9 | 46.2 | 12.6 | 23.7 | 22.7 | 7.4 | 4.6 | - | 6.5 | 61.0 | 16.8 | 29.9 | 29.3 |
| SOCIAL SCIENCES | | | | | | | | | | | | | | | | |
| Social Sciences (d) | | | | | | | | | | | | | | | | |
| Fall 2002 | 93.0 | - | - | 93.0 | 4.7 | 4.0 | - | 4.5 | - | - | - | - | 12.7 | 4.0 | - | 10.4 |
| Fall 2003 | 19.0 | - | - | 19.0 | 9.4 | 2.0 | - | 6.6 | - | - | - | - | 13.0 | 2.0 | - | 10.0 |
| Fall 2004 | 15.0 | - | - | 15.0 | 13.0 | 2.5 | - | 7.0 | 10.0 | - | - | 10.0 | 13.2 | 2.5 | - | 8.9 |
| Fall 2005 | 5.3 | - | - | 5.3 | 15.4 | 4.5 | - | 13.2 | - | - | - | - | 13.8 | 4.5 | - | 12.2 |
| Fall 2006 | 33.3 | - | - | 33.3 | 19.2 | 4.7 | - | 15.6 | 9.0 | - | - | 9.0 | 20.2 | 4.7 | - | 17.0 |
| Anthropology | | | | | | | | | | | | | | | | |
| Fall 2002 | 169.2 | - | - | 169.2 | 32.8 | 22.5 | - | 31.8 | 2.6 | - | - | 2.6 | 38.7 | 22.5 | - | 37.9 |
| Fall 2003(b) | 269.3 | - | - | 269.3 | 41.8 | - | - | 41.8 | 2.7 | - | - | 2.7 | 48.9 | - | - | 48.9 |
| Fall 2004(b) | 223.8 | - | - | 223.8 | 84.7 | 53.0 | - | 82.2 | 2.0 | - | - | 2.0 | 86.0 | 53.0 | - | 84.8 |
| Fall 2005(b) | 126.0 | - | - | 126.0 | 60.1 | 42.0 | - | 59.1 | 2.1 | - | - | 2.1 | 54.3 | 42.0 | - | 54.0 |
| Fall 2006(b) | 214.8 | - | - | 214.8 | 59.8 | 47.0 | - | 59.2 | 1.8 | - | - | 1.8 | 64.1 | 47.0 | - | 63.6 |

AVERAGE SECTION SIZE
BY LEVEL AND SECTION TYPE (Continued)

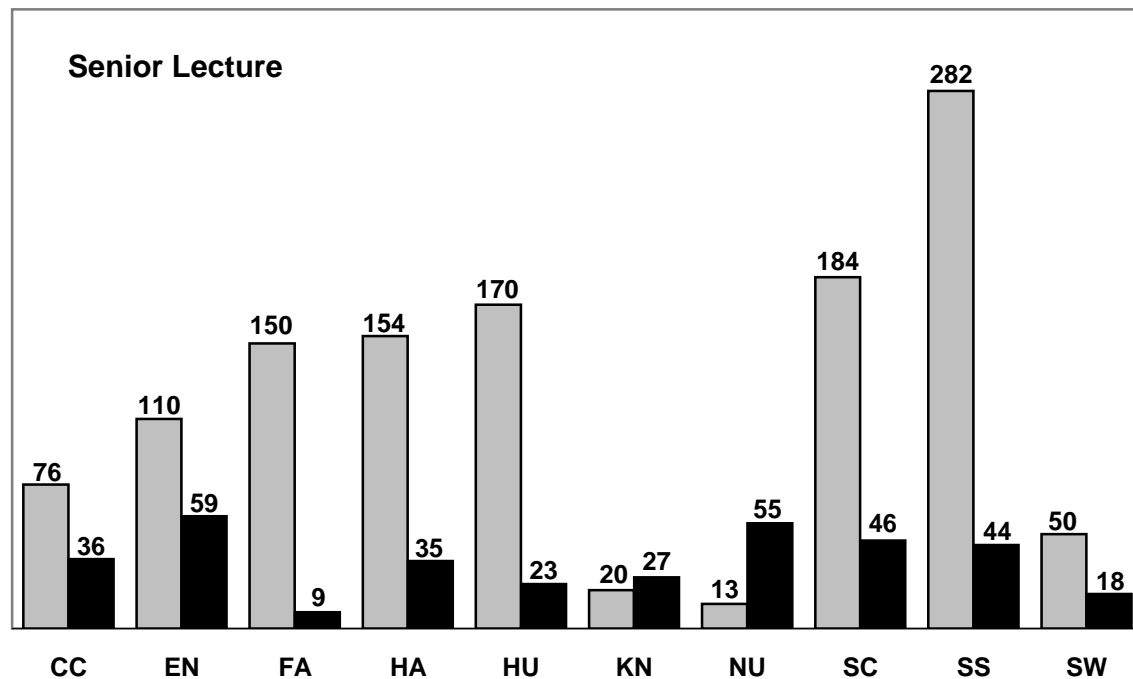
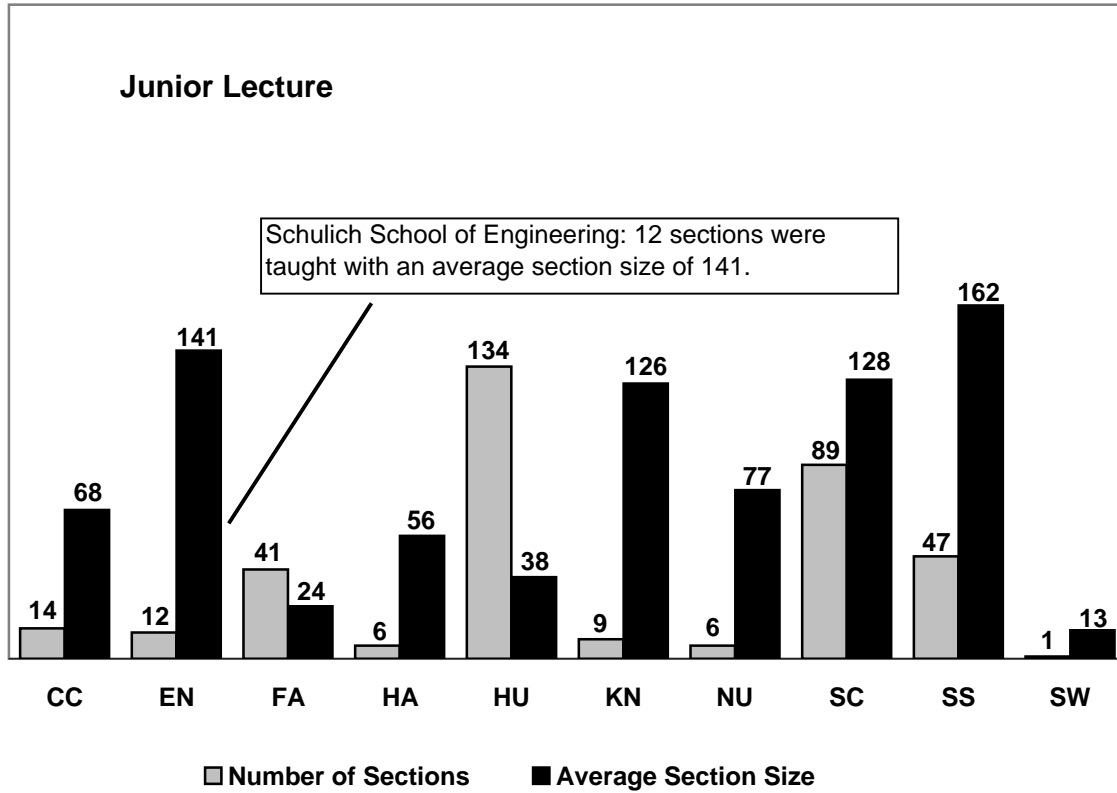
| | JUNIOR LEVEL | | | | SENIOR LEVEL | | | | GRADUATE LEVEL | | | | TOTAL | | | |
|--------------------------------------|--------------|------|-------|-------|--------------|------|-------|-------|----------------|------|-----|-------|-------|------|-------|-------|
| | LEC | LAB | TUT | TOTAL | LEC | LAB | TUT | TOTAL | LEC | LAB | TUT | TOTAL | LEC | LAB | TUT | TOTAL |
| SOCIAL SCIENCES (Continued) | | | | | | | | | | | | | | | | |
| Archaeology | | | | | | | | | | | | | | | | |
| Fall 2002 | 125.7 | 21.5 | - | 42.3 | 22.8 | 16.3 | - | 21.9 | 2.3 | - | - | 2.3 | 22.3 | 20.2 | - | 21.8 |
| Fall 2003(b) | 152.3 | 18.9 | - | 42.5 | 30.3 | 15.0 | - | 29.1 | 3.6 | 7.0 | - | 3.9 | 32.3 | 17.8 | - | 27.7 |
| Fall 2004(b) | 121.3 | 16.7 | - | 35.2 | 19.5 | 15.0 | - | 19.2 | 2.3 | - | - | 2.3 | 23.3 | 16.5 | - | 21.4 |
| Fall 2005(b) | 108.0 | 15.8 | - | 36.3 | 23.2 | 13.0 | - | 22.3 | 2.2 | - | - | 2.2 | 25.7 | 15.3 | - | 22.8 |
| Fall 2006(b) | 113.8 | 18.9 | - | 40.0 | 20.6 | 15.5 | - | 20.3 | 3.5 | 5.0 | - | 3.8 | 26.7 | 17.0 | - | 23.7 |
| Economics | | | | | | | | | | | | | | | | |
| Fall 2002 | 142.4 | - | 150.1 | 145.8 | 47.3 | 34.0 | - | 46.7 | 12.7 | - | - | 12.7 | 62.9 | 34.0 | 150.1 | 75.1 |
| Fall 2003(b) | 160.6 | - | 168.6 | 164.3 | 49.1 | - | - | 49.1 | 9.1 | - | - | 9.1 | 66.8 | - | 168.6 | 81.7 |
| Fall 2004(b) | 150.6 | - | 157.5 | 153.7 | 50.8 | - | - | 50.8 | 6.9 | - | - | 6.9 | 62.3 | - | 157.5 | 74.8 |
| Fall 2005(b) | 168.3 | - | 184.1 | 174.8 | 50.5 | - | - | 50.5 | 9.7 | - | - | 9.7 | 66.7 | - | 184.1 | 80.0 |
| Fall 2006(b) | 177.6 | - | 165.1 | 172.1 | 55.3 | - | - | 55.3 | 9.0 | - | - | 9.0 | 70.8 | - | 165.1 | 83.4 |
| Geography | | | | | | | | | | | | | | | | |
| Fall 2002 | 161.8 | 29.3 | - | 61.1 | 47.4 | 21.1 | 75.0 | 36.4 | 7.4 | 15.0 | - | 7.7 | 46.4 | 24.4 | 75.0 | 37.0 |
| Fall 2003 | 180.2 | 30.3 | - | 66.3 | 50.6 | 23.2 | - | 39.5 | 8.5 | 13.7 | - | 9.2 | 51.0 | 25.8 | - | 39.9 |
| Fall 2004 | 179.2 | 27.4 | - | 62.4 | 52.1 | 21.6 | 114.0 | 41.8 | 8.3 | 11.0 | - | 8.5 | 51.6 | 24.4 | 114.0 | 40.7 |
| Fall 2005(b) | 181.7 | 15.7 | - | 82.1 | 63.2 | 21.3 | - | 43.9 | 7.5 | 15.5 | - | 8.1 | 52.7 | 19.2 | - | 40.2 |
| Fall 2006(b) | 137.8 | 16.1 | - | 64.8 | 48.9 | 18.9 | 65.0 | 35.6 | 6.3 | 11.2 | - | 7.5 | 43.3 | 16.9 | 65.0 | 32.5 |
| History | | | | | | | | | | | | | | | | |
| Fall 2002 | 112.0 | - | - | 112.0 | 31.0 | - | - | 31.0 | 2.3 | - | - | 2.3 | 31.3 | - | - | 31.3 |
| Fall 2003(b) | 126.2 | - | - | 126.2 | 40.4 | - | - | 40.4 | 2.9 | - | - | 2.9 | 37.0 | - | - | 37.0 |
| Fall 2004(b) | 95.3 | - | - | 95.3 | 34.1 | - | - | 34.1 | 2.1 | - | - | 2.1 | 28.3 | - | - | 28.3 |
| Fall 2005(b) | 96.4 | - | - | 96.4 | 37.9 | - | - | 37.9 | 2.0 | - | - | 2.0 | 32.4 | - | - | 32.4 |
| Fall 2006(b) | 142.8 | - | - | 142.8 | 36.0 | - | - | 36.0 | 1.8 | - | - | 1.8 | 31.8 | - | - | 31.8 |
| Linguistics | | | | | | | | | | | | | | | | |
| Fall 2002 | 73.3 | - | - | 73.3 | 25.9 | 26.0 | - | 25.9 | 2.1 | - | - | 2.1 | 24.6 | 26.0 | - | 24.8 |
| Fall 2003 | 77.7 | - | - | 77.7 | 38.5 | 30.3 | - | 36.2 | 3.8 | - | - | 3.8 | 37.0 | 30.3 | - | 35.9 |
| Fall 2004 | 85.0 | - | - | 85.0 | 27.5 | - | - | 27.5 | 5.7 | - | - | 5.7 | 34.0 | - | - | 34.0 |
| Fall 2005 | 101.0 | - | - | 101.0 | 23.2 | - | - | 23.2 | 3.7 | - | - | 3.7 | 27.8 | - | - | 27.8 |
| Fall 2006 | 92.7 | - | - | 92.7 | 20.6 | - | - | 20.6 | 3.0 | - | - | 3.0 | 28.9 | - | - | 28.9 |
| Political Science | | | | | | | | | | | | | | | | |
| Fall 2002 | 78.8 | - | 33.7 | 59.4 | 44.3 | 5.0 | 25.0 | 39.7 | 2.2 | - | - | 2.2 | 39.9 | 5.0 | 28.5 | 37.0 |
| Fall 2003(b) | 128.7 | - | 31.0 | 72.9 | 41.8 | 2.0 | 23.6 | 37.9 | 3.6 | - | - | 3.6 | 44.5 | 2.0 | 27.1 | 40.1 |
| Fall 2004(b) | 114.3 | - | 32.5 | 73.4 | 45.8 | 4.0 | 23.6 | 41.4 | 3.7 | - | - | 3.7 | 40.7 | 4.0 | 27.1 | 37.9 |
| Fall 2005(b) | 198.5 | - | 33.2 | 99.3 | 52.0 | 7.0 | 25.3 | 44.7 | 4.5 | - | - | 4.5 | 51.3 | 7.0 | 28.5 | 45.1 |
| Fall 2006(b) | 228.7 | - | 35.7 | 100.0 | 48.8 | 4.0 | 25.8 | 42.7 | 4.8 | - | - | 4.8 | 51.5 | 4.0 | 29.7 | 45.3 |
| Psychology | | | | | | | | | | | | | | | | |
| Fall 2002 | 243.2 | - | - | 243.2 | 65.4 | 8.1 | 17.7 | 31.6 | 4.8 | 3.6 | - | 4.5 | 58.8 | 7.6 | 17.7 | 32.4 |
| Fall 2003(b) | 273.0 | - | - | 273.0 | 67.2 | 8.8 | 17.7 | 31.7 | 6.4 | 3.9 | - | 5.3 | 60.4 | 8.1 | 17.7 | 30.9 |
| Fall 2004(b) | 276.0 | - | - | 276.0 | 46.0 | 8.0 | - | 20.7 | 9.2 | 6.5 | - | 8.3 | 48.6 | 7.9 | - | 24.1 |
| Fall 2005(b) | 171.5 | - | - | 171.5 | 35.7 | 7.2 | - | 17.2 | 7.6 | 5.4 | - | 6.6 | 38.2 | 7.0 | - | 19.4 |
| Fall 2006(b) | 208.7 | - | - | 208.7 | 41.3 | 6.2 | - | 18.1 | 8.6 | 3.6 | - | 6.3 | 42.2 | 5.8 | - | 20.1 |
| Sociology | | | | | | | | | | | | | | | | |
| Fall 2002 | 170.0 | - | 48.8 | 79.1 | 49.9 | 31.7 | - | 47.7 | 7.7 | 12.0 | - | 8.3 | 58.4 | 28.9 | 48.8 | 53.7 |
| Fall 2003(b) | 270.7 | - | 63.1 | 104.6 | 62.4 | 35.8 | - | 58.7 | 6.1 | 13.0 | - | 7.0 | 67.3 | 32.6 | 63.1 | 62.9 |
| Fall 2004(b) | 265.3 | - | 61.2 | 99.5 | 45.8 | 31.9 | - | 44.0 | 9.3 | 14.0 | - | 10.5 | 54.0 | 27.9 | 61.2 | 52.2 |
| Fall 2005(b) | 255.0 | - | 119.7 | 168.9 | 45.3 | 34.1 | - | 44.0 | 10.0 | 14.0 | - | 10.9 | 55.0 | 29.7 | 119.7 | 57.9 |
| Fall 2006(b) | 170.4 | - | 88.8 | 136.4 | 59.4 | 20.1 | - | 50.6 | 6.4 | 7.7 | - | 6.8 | 64.6 | 17.6 | 88.8 | 57.1 |
| TOTAL SOCIAL SCIENCES | | | | | | | | | | | | | | | | |
| Fall 2002(i) | 141.1 | 26.3 | 80.1 | 95.0 | 43.0 | 12.9 | 27.2 | 34.5 | 4.7 | 5.3 | - | 4.7 | 44.4 | 14.8 | 66.0 | 39.1 |
| Fall 2003 | 160.9 | 25.5 | 92.3 | 102.5 | 48.8 | 13.0 | 22.1 | 38.6 | 5.2 | 6.1 | - | 5.4 | 50.4 | 14.7 | 72.7 | 43.0 |
| Fall 2004 | 153.7 | 23.0 | 88.5 | 97.1 | 43.1 | 11.8 | 32.6 | 34.7 | 5.1 | 8.4 | - | 5.4 | 45.2 | 13.9 | 74.2 | 39.5 |
| Fall 2005 | 149.3 | 15.7 | 116.3 | 109.4 | 42.3 | 11.4 | 25.3 | 33.2 | 5.0 | 7.9 | - | 5.4 | 44.8 | 11.7 | 88.1 | 38.7 |
| Fall 2006 | 162.1 | 17.8 | 104.2 | 112.1 | 43.8 | 10.7 | 29.7 | 34.5 | 5.0 | 6.2 | - | 5.2 | 47.0 | 11.1 | 78.5 | 39.6 |
| SOCIAL WORK | | | | | | | | | | | | | | | | |
| Fall 2002 | - | - | - | - | 20.6 | 6.6 | 12.7 | 15.6 | 7.5 | 7.6 | - | 7.6 | 16.2 | 6.8 | 12.7 | 13.4 |
| Fall 2003 | 34.5 | - | - | 34.5 | 16.8 | 9.0 | - | 14.6 | 11.7 | 5.1 | 6.5 | 9.5 | 15.7 | 8.0 | 6.5 | 13.4 |
| Fall 2004 | 36.0 | - | - | 36.0 | 17.5 | 6.6 | - | 14.3 | 10.4 | 4.7 | 7.3 | 8.8 | 15.6 | 6.1 | 7.3 | 12.8 |
| Fall 2005 | 34.0 | - | - | 34.0 | 17.1 | 7.0 | - | 14.2 | 13.1 | 8.2 | 8.2 | 11.6 | 16.2 | 7.2 | 8.2 | 13.7 |
| Fall 2006 | 13.0 | - | - | 13.0 | 18.2 | 10.3 | - | 15.9 | 14.7 | 8.9 | 8.9 | 12.7 | 16.9 | 9.9 | 8.9 | 14.7 |
| TOTAL (DAY & EVENING) (j) | | | | | | | | | | | | | | | | |
| Fall 2002 | 79.4 | 24.4 | 41.1 | 44.4 | 36.1 | 16.9 | 35.2 | 28.6 | 9.5 | 5.4 | 3.9 | 8.6 | 36.6 | 18.6 | 37.6 | 30.0 |
| Fall 2003 | 87.9 | 24.0 | 36.0 | 44.3 | 38.7 | 16.0 | 32.7 | 28.8 | 10.3 | 7.5 | 3.7 | 9.5 | 39.3 | 18.0 | 33.1 | 30.1 |
| Fall 2004 | 80.6 | 22.0 | 40.8 | 43.2 | 37.5 | 15.1 | 31.9 | 28.0 | 9.6 | 7.1 | 5.6 | 9.0 | 37.0 | 16.7 | 34.9 | 28.9 |
| Fall 2005 | 81.1 | 22.5 | 39.7 | 44.1 | 35.9 | 14.4 | 32.9 | 27.0 | 9.6 | 6.1 | 5.3 | 8.7 | 36.5 | 16.2 | 34.9 | 28.4 |
| Fall 2006 | 82.1 | 23.0 | 39.1 | 44.2 | 35.1 | 15.0 | 31.2 | 26.8 | 9.0 | 6.3 | 6.8 | 8.3 | 36.5 | 16.7 | 34.0 | 28.5 |

(i) The total for 2002 includes course data for the Centre for Military and Strategic Studies. Beginning in 2003, course data is included in departmental data.

(j) Includes courses which are not assignable to any faculty. In 2002, includes courses offered by the Centre for Military and Strategic Studies.

AVERAGE SECTION SIZE - LECTURE SECTIONS

**LECTURE AVERAGE SECTION SIZE AND
NUMBER OF LECTURE SECTIONS TAUGHT BY FACULTY
FALL 2006**



EVENING SECTION STATISTICS (a)

| | COURSES | COURSE ENROLEES | WEEKLY STUDENT HOURS | SECTIONS | SECTION HOURS | SECTION ENROLEES |
|------------------------------------|---------|-----------------|----------------------|----------|---------------|------------------|
| COMMUNICATION & CULTURE | | | | | | |
| Fall 2002 | 11.0 | 448 | 1 344 | 13.0 | 39.0 | 448 |
| Fall 2003 | 6.0 | 127 | 381 | 6.0 | 18.0 | 127 |
| Fall 2004 | 9.0 | 255 | 823 | 11.0 | 31.0 | 313 |
| Fall 2005 | 6.0 | 141 | 472 | 7.0 | 19.0 | 190 |
| Fall 2006 | 10.0 | 128 | 414 | 10.0 | 31.0 | 128 |
| CONTINUING EDUCATION (b) | | | | | | |
| Fall 2002 | 8.0 | 127 | 381 | 8.0 | 24.0 | 127 |
| Fall 2003 | - | - | - | - | - | - |
| ENVIRONMENTAL DESIGN | | | | | | |
| Fall 2002 | 2.5 | 34 | 110 | 2.6 | 8.7 | 34 |
| Fall 2003 | 3.5 | 47 | 149 | 4.2 | 13.4 | 47 |
| Fall 2004 | 3.5 | 46 | 136 | 4.1 | 12.2 | 45 |
| Fall 2005 | 1.5 | 10 | 30 | 1.5 | 4.6 | 10 |
| Fall 2006 | 2.5 | 26 | 76 | 3.1 | 9.2 | 25 |
| FINE ARTS | | | | | | |
| Art | | | | | | |
| Fall 2002 | 4.0 | 245 | 786 | 5.0 | 18.0 | 245 |
| Fall 2003 | 2.0 | 198 | 594 | 2.0 | 6.0 | 198 |
| Fall 2004 | - | - | - | - | - | - |
| Fall 2005 | - | - | - | - | - | - |
| Fall 2006 | 1.0 | 26 | 78 | 1.0 | 3.0 | 26 |
| Dance | | | | | | |
| Fall 2002 | - | - | - | - | - | - |
| Fall 2003 | - | - | - | - | - | - |
| Fall 2004 | - | - | - | - | - | - |
| Fall 2005 | 2.0 | 35 | 140 | 4.0 | 8.0 | 70 |
| Fall 2006 | 2.0 | 32 | 128 | 2.0 | 8.0 | 32 |
| Drama | | | | | | |
| Fall 2002 | - | - | - | - | - | - |
| Fall 2003 | - | - | - | - | - | - |
| Fall 2004 | 1.0 | 1 | 2 | 1.0 | 2.0 | 1 |
| Fall 2005 | - | - | - | - | - | - |
| Fall 2006 | - | - | - | - | - | - |
| Music | | | | | | |
| Fall 2002 | - | - | - | - | - | - |
| Fall 2003 | 2.0 | 14 | 81 | 0.5 | 3.0 | 14 |
| Fall 2004 | 3.0 | 77 | 258 | 1.5 | 6.0 | 76 |
| Fall 2005 | 2.0 | 10 | 60 | 0.5 | 3.0 | 10 |
| Fall 2006 | 1.0 | 15 | 87 | 0.5 | 3.0 | 15 |
| TOTAL FINE ARTS | | | | | | |
| Fall 2002 | 4.0 | 245 | 786 | 5.0 | 18.0 | 245 |
| Fall 2003 | 4.0 | 212 | 675 | 2.5 | 9.0 | 212 |
| Fall 2004 | 4.0 | 78 | 260 | 2.5 | 8.0 | 77 |
| Fall 2005 | 4.0 | 45 | 200 | 4.5 | 11.0 | 80 |
| Fall 2006 | 4.0 | 73 | 293 | 3.5 | 14.0 | 73 |
| HASKAYNE SCHOOL OF BUSINESS | | | | | | |
| Fall 2002 | 30.0 | 1 043 | 3 725 | 32.0 | 105.5 | 1 099 |
| Fall 2003 | 25.0 | 865 | 2 757 | 27.0 | 81.0 | 919 |
| Fall 2004 | 28.0 | 868 | 2 670 | 28.0 | 83.0 | 901 |
| Fall 2005 | 27.0 | 922 | 2 766 | 27.0 | 81.0 | 922 |
| Fall 2006 | 31.5 | 939 | 3 019 | 32.0 | 100.0 | 939 |
| HUMANITIES | | | | | | |
| English | | | | | | |
| Fall 2002 | 11.0 | 256 | 894 | 11.0 | 39.5 | 256 |
| Fall 2003 | 11.0 | 240 | 736 | 10.0 | 31.0 | 240 |
| Fall 2004 | 9.0 | 210 | 630 | 9.0 | 27.0 | 210 |
| Fall 2005 | 10.0 | 165 | 495 | 9.0 | 27.0 | 165 |
| Fall 2006 | 14.0 | 271 | 813 | 13.0 | 39.0 | 271 |

(a) Evening Section Statistics represent university credit course sections offered at 1800 hours or later. They are a subset of Fall session course statistics and include undergraduate and graduate level courses. In Fall 2006, of the 108.6 total sections scheduled in the evening, 14.1 (13%) were junior level, 48.9 (45%) were senior level, and 45.6 (42%) were graduate level sections.

In Fall 1997, the Faculty of Education introduced the Master of Teaching Program. The Faculty of Education is no longer included due to the impact the EDTP courses offered under the program have on the reporting of course statistics.

(b) As of Fall 2004, the Masters of Continuing Education is included in the Faculty of Education.

EVENING SECTION STATISTICS (Continued)

| | COURSES | COURSE ENROLEES | WEEKLY STUDENT HOURS | SECTIONS | SECTION HOURS | SECTION ENROLEES |
|---|---------|-----------------|----------------------|----------|---------------|------------------|
| HUMANITIES (Continued) | | | | | | |
| French, Italian & Spanish | | | | | | |
| Fall 2002 | 1.0 | 28 | 140 | 2.0 | 10.0 | 28 |
| Fall 2003 | 1.0 | 27 | 135 | 2.0 | 5.0 | 54 |
| Fall 2004 | 6.0 | 98 | 349 | 5.9 | 15.0 | 125 |
| Fall 2005 | 5.0 | 81 | 290 | 5.0 | 14.0 | 98 |
| Fall 2006 | 2.0 | 39 | 156 | 2.0 | 8.0 | 39 |
| Germanic, Slavic & East Asian Studies | | | | | | |
| Fall 2002 | - | - | - | - | - | - |
| Fall 2003 | - | - | - | - | - | - |
| Fall 2004 | 2.0 | 6 | 18 | 1.0 | 3.0 | 6 |
| Fall 2005 | - | - | - | - | - | - |
| Fall 2006 | - | - | - | - | - | - |
| Philosophy | | | | | | |
| Fall 2002 | 2.0 | 18 | 54 | 1.0 | 3.0 | 18 |
| Fall 2003 | - | - | - | - | - | - |
| Fall 2004 | 1.0 | 29 | 87 | 1.0 | 3.0 | 29 |
| Fall 2005 | 2.0 | 60 | 180 | 2.0 | 6.0 | 60 |
| Fall 2006 | 4.0 | 116 | 348 | 4.0 | 12.0 | 116 |
| Religious Studies | | | | | | |
| Fall 2002 | 3.0 | 113 | 339 | 3.0 | 9.0 | 113 |
| Fall 2003 | 4.0 | 107 | 321 | 4.0 | 12.0 | 107 |
| Fall 2004 | 4.0 | 138 | 414 | 4.0 | 12.0 | 138 |
| Fall 2005 | 3.0 | 59 | 177 | 3.0 | 9.0 | 59 |
| Fall 2006 | 3.0 | 85 | 255 | 3.0 | 9.0 | 85 |
| TOTAL HUMANITIES | | | | | | |
| Fall 2002 | 17.0 | 415 | 1 427 | 17.0 | 61.5 | 415 |
| Fall 2003 | 16.0 | 374 | 1 192 | 16.0 | 48.0 | 401 |
| Fall 2004 | 22.0 | 481 | 1 498 | 20.9 | 60.0 | 508 |
| Fall 2005 | 20.0 | 365 | 1 142 | 19.0 | 56.0 | 382 |
| Fall 2006 | 23.0 | 511 | 1 572 | 22.0 | 68.0 | 511 |
| LAW | | | | | | |
| Fall 2002 | 2.0 | 76 | 278 | 3.0 | 11.5 | 76 |
| Fall 2003 | 4.0 | 72 | 226 | 7.0 | 23.0 | 72 |
| Fall 2004 | 3.0 | 47 | 164 | 3.0 | 9.2 | 47 |
| Fall 2005 | 4.0 | 91 | 274 | 4.0 | 10.0 | 91 |
| Fall 2006 | 5.0 | 96 | 284 | 5.0 | 12.0 | 96 |
| MEDICINE (c) | | | | | | |
| Fall 2002 | - | - | - | - | - | - |
| Fall 2003 | 1.0 | 57 | 171 | 1.0 | 3.0 | 57 |
| Fall 2004 | 1.0 | 78 | 234 | 1.0 | 3.0 | 78 |
| Fall 2005 | - | - | - | - | - | - |
| Fall 2006 | - | - | - | - | - | - |
| NURSING | | | | | | |
| Fall 2002 | - | - | - | - | - | - |
| Fall 2003 | 1.0 | 15 | 45 | 1.0 | 3.0 | 15 |
| Fall 2004 | - | - | - | - | - | - |
| Fall 2005 | - | - | - | - | - | - |
| Fall 2006 | - | - | - | - | - | - |
| SCHULICH SCHOOL OF ENGINEERING (d) | | | | | | |
| Chemical & Petroleum | | | | | | |
| Fall 2002 | 7.0 | 174 | 576 | 8.0 | 22.0 | 228 |
| Fall 2003 | 6.0 | 263 | 858 | 6.0 | 19.0 | 263 |
| Fall 2004 | 7.0 | 251 | 794 | 8.0 | 22.0 | 292 |
| Fall 2005 | 10.0 | 279 | 864 | 13.0 | 37.0 | 306 |
| Fall 2006 | 9.0 | 180 | 566 | 12.0 | 34.0 | 206 |
| Civil | | | | | | |
| Fall 2002 | 6.0 | 135 | 405 | 6.0 | 18.0 | 135 |
| Fall 2003 | 4.0 | 109 | 327 | 4.0 | 12.0 | 109 |
| Fall 2004 | 4.0 | 61 | 183 | 4.0 | 12.0 | 61 |
| Fall 2005 | 3.5 | 69 | 207 | 5.0 | 15.0 | 69 |
| Fall 2006 | 6.5 | 100 | 300 | 7.0 | 21.0 | 100 |

(c) Course data associated with the Graduate Science and Health Sciences programs.

(d) Prior to Fall 2005, the Schulich School of Engineering was named the Faculty of Engineering.

EVENING SECTION STATISTICS (Continued)

| | COURSES | COURSE ENROLEES | WEEKLY STUDENT HOURS | SECTIONS | SECTION HOURS | SECTION ENROLEES |
|--|---------|-----------------|----------------------|----------|---------------|------------------|
| SCHULICH SCHOOL OF ENGINEERING (Continued) | | | | | | |
| Electrical & Computer | | | | | | |
| Fall 2002 | 1.0 | 22 | 88 | 1.0 | 4.0 | 22 |
| Fall 2003 | 1.0 | 21 | 63 | 1.0 | 3.0 | 21 |
| Fall 2004 | - | - | - | - | - | - |
| Fall 2005 | - | - | - | - | - | - |
| Fall 2006 | - | - | - | - | - | - |
| Mechanical | | | | | | |
| Fall 2002 | - | - | - | - | - | - |
| Fall 2003 | 1.0 | 2 | 6 | 1.0 | 3.0 | 2 |
| Fall 2004 | - | - | - | - | - | - |
| Fall 2005 | 1.0 | 19 | 57 | 1.0 | 3.0 | 19 |
| Fall 2006 | 2.0 | 26 | 78 | 2.0 | 6.0 | 26 |
| TOTAL SCHULICH SCHOOL OF ENGINEERING | | | | | | |
| Fall 2002 | 14.0 | 331 | 1 069 | 15.0 | 44.0 | 385 |
| Fall 2003 | 12.0 | 395 | 1 254 | 12.0 | 37.0 | 395 |
| Fall 2004 | 11.0 | 312 | 977 | 12.0 | 34.0 | 353 |
| Fall 2005 | 14.5 | 367 | 1 128 | 19.0 | 55.0 | 394 |
| Fall 2006 | 17.5 | 306 | 944 | 21.0 | 61.0 | 332 |
| SCIENCE | | | | | | |
| Biological Sciences | | | | | | |
| Fall 2002 | - | - | - | - | - | - |
| Fall 2003 | - | - | - | - | - | - |
| Fall 2004 | 1.0 | 5 | 15 | 1.0 | 3.0 | 5 |
| Fall 2005 | 1.0 | 9 | 27 | 1.0 | 3.1 | 9 |
| Fall 2006 | - | - | - | - | - | - |
| Chemistry | | | | | | |
| Fall 2002 | - | - | - | - | - | - |
| Fall 2003 | - | - | - | - | - | - |
| Fall 2004 | - | - | - | - | - | - |
| Fall 2005 | 1.0 | 8 | 24 | 1.0 | 3.0 | 8 |
| Fall 2006 | - | - | - | - | - | - |
| Computer Science | | | | | | |
| Fall 2002 | 1.0 | 24 | 144 | 1.0 | 6.0 | 24 |
| Fall 2003 | 1.0 | 9 | 54 | 1.0 | 6.0 | 9 |
| Fall 2004 | 1.0 | 17 | 85 | 2.0 | 5.0 | 34 |
| Fall 2005 | 2.0 | 18 | 66 | 3.0 | 8.0 | 24 |
| Fall 2006 | 1.0 | 14 | 70 | 2.0 | 5.0 | 28 |
| Geology & Geophysics | | | | | | |
| Fall 2002 | 1.0 | 4 | 24 | 1.0 | 6.0 | 4 |
| Fall 2003 | 1.0 | 15 | 45 | 1.0 | 3.0 | 15 |
| Fall 2004 | - | - | - | - | - | - |
| Fall 2005 | - | - | - | - | - | - |
| Fall 2006 | - | - | - | - | - | - |
| Mathematics & Statistics | | | | | | |
| Fall 2002 | 2.0 | 76 | 398 | 2.0 | 11.0 | 76 |
| Fall 2003 | 2.0 | 65 | 342 | 3.0 | 11.0 | 113 |
| Fall 2004 | 2.0 | 41 | 188 | 4.0 | 9.0 | 82 |
| Fall 2005 | 2.0 | 41 | 226 | 4.0 | 11.0 | 82 |
| Fall 2006 | 2.0 | 56 | 296 | 4.0 | 11.0 | 136 |
| TOTAL SCIENCE | | | | | | |
| Fall 2002 | 4.0 | 104 | 566 | 4.0 | 23.0 | 104 |
| Fall 2003 | 4.0 | 89 | 441 | 5.0 | 20.0 | 137 |
| Fall 2004 | 4.0 | 63 | 288 | 7.0 | 17.0 | 121 |
| Fall 2005 | 6.0 | 76 | 343 | 9.0 | 25.1 | 123 |
| Fall 2006 | 3.0 | 70 | 366 | 6.0 | 16.0 | 164 |
| SOCIAL SCIENCES | | | | | | |
| Anthropology | | | | | | |
| Fall 2002 | - | - | - | - | - | - |
| Fall 2003 | - | - | - | - | - | - |
| Fall 2004 | - | - | - | - | - | - |
| Fall 2005 | 1.0 | 81 | 243 | 1.0 | 3.0 | 81 |
| Fall 2006 | 2.0 | 303 | 909 | 2.0 | 6.0 | 303 |

EVENING SECTION STATISTICS (Continued)

| | COURSES | COURSE ENROLEES | WEEKLY STUDENT HOURS | SECTIONS | SECTION HOURS | SECTION ENROLEES |
|----------------------------------|---------|-----------------|----------------------|----------|---------------|------------------|
| SOCIAL SCIENCES (Continued) | | | | | | |
| Economics | | | | | | |
| Fall 2002 | 6.0 | 92 | 311 | 6.0 | 19.0 | 92 |
| Fall 2003 | 3.0 | 142 | 497 | 3.0 | 10.0 | 142 |
| Fall 2004 | 3.0 | 148 | 513 | 3.0 | 10.0 | 148 |
| Fall 2005 | 2.0 | 225 | 675 | 2.0 | 6.0 | 225 |
| Fall 2006 | 2.0 | 212 | 780 | 2.0 | 7.0 | 212 |
| Geography | | | | | | |
| Fall 2002 | 3.0 | 75 | 225 | 3.0 | 9.0 | 75 |
| Fall 2003 | 2.0 | 72 | 216 | 2.0 | 6.0 | 72 |
| Fall 2004 | 1.0 | 15 | 45 | 1.0 | 3.0 | 15 |
| Fall 2005 | - | - | - | - | - | - |
| Fall 2006 | 1.0 | 64 | 192 | 1.0 | 3.0 | 64 |
| History | | | | | | |
| Fall 2002 | 1.0 | 43 | 129 | 1.0 | 3.0 | 43 |
| Fall 2003 | 1.0 | 79 | 237 | 1.0 | 3.0 | 79 |
| Fall 2004 | - | - | - | - | - | - |
| Fall 2005 | 1.0 | 13 | 39 | 1.0 | 3.0 | 13 |
| Fall 2006 | - | - | - | - | - | - |
| Political Science | | | | | | |
| Fall 2002 | 2.0 | 58 | 174 | 2.0 | 6.0 | 58 |
| Fall 2003 | 2.0 | 101 | 303 | 2.0 | 6.0 | 101 |
| Fall 2004 | 2.0 | 98 | 294 | 2.0 | 6.0 | 98 |
| Fall 2005 | 1.0 | 19 | 57 | 1.0 | 3.0 | 19 |
| Fall 2006 | - | - | - | - | - | - |
| Psychology | | | | | | |
| Fall 2002 | - | - | - | - | - | - |
| Fall 2003 | 1.0 | 370 | 1 110 | 1.0 | 3.0 | 370 |
| Fall 2004 | - | - | - | - | - | - |
| Fall 2005 | - | - | - | - | - | - |
| Fall 2006 | - | - | - | - | - | - |
| Sociology | | | | | | |
| Fall 2002 | 1.0 | 9 | 27 | 1.0 | 3.0 | 9 |
| Fall 2003 | - | - | - | - | - | - |
| Fall 2004 | - | - | - | - | - | - |
| Fall 2005 | 1.0 | 38 | 114 | 1.0 | 3.0 | 38 |
| Fall 2006 | 1.0 | 37 | 111 | 1.0 | 3.0 | 37 |
| TOTAL SOCIAL SCIENCES | | | | | | |
| Fall 2002 | 13.0 | 277 | 866 | 13.0 | 40.0 | 277 |
| Fall 2003 | 9.0 | 764 | 2 363 | 9.0 | 28.0 | 764 |
| Fall 2004 | 6.0 | 261 | 852 | 6.0 | 19.0 | 261 |
| Fall 2005 | 6.0 | 376 | 1 128 | 6.0 | 18.0 | 376 |
| Fall 2006 | 6.0 | 616 | 1 992 | 6.0 | 19.0 | 616 |
| TOTAL EVENING SECTION STATISTICS | | | | | | |
| Fall 2002 | 105.5 | 3 100 | 10 552 | 112.6 | 375.2 | 3 210 |
| Fall 2003 | 85.5 | 3 016 | 9 654 | 90.7 | 283.4 | 3 146 |
| Fall 2004 | 91.5 | 2 488 | 7 902 | 95.5 | 276.4 | 2 704 |
| Fall 2005 | 89.0 | 2 393 | 7 483 | 97.0 | 279.7 | 2 568 |
| Fall 2006 | 102.5 | 2 764 | 8 960 | 108.6 | 330.2 | 2 884 |

WEEKEND UNIVERSITY STATISTICS (a)

| | WEEKLY STUDENT HOURS | SECTIONS | SECTION HOURS | SECTION ENROLEES |
|---------------------------------------|-------------------------|----------|------------------|---------------------|
| COMMUNICATION & CULTURE | | | | |
| Fall 2002 | 1 008 | 8.0 | 27.0 | 294 |
| Fall 2003 | 1 827 | 15.0 | 48.0 | 567 |
| Fall 2004 | 2 131 | 21.0 | 68.0 | 652 |
| Fall 2005 | 2 262 | 22.0 | 73.0 | 674 |
| Fall 2006 | 2 149 | 20.0 | 67.0 | 654 |
| FINE ARTS | | | | |
| Art | | | | |
| Fall 2002 | 159 | 2.0 | 9.0 | 34 |
| Fall 2003 | 180 | 2.0 | 12.0 | 30 |
| Fall 2004 | 201 | 2.0 | 9.0 | 50 |
| Fall 2005 | 84 | 1.0 | 6.0 | 14 |
| Fall 2006 | - | - | - | - |
| Music | | | | |
| Fall 2002 | 81 | 1.0 | 3.0 | 27 |
| Fall 2003 | 123 | 1.0 | 3.0 | 41 |
| Fall 2004 | 57 | 1.0 | 3.0 | 19 |
| Fall 2005 | 123 | 1.0 | 3.0 | 41 |
| Fall 2006 | 99 | 1.0 | 3.0 | 33 |
| TOTAL FINE ARTS | | | | |
| Fall 2002 | 240 | 3.0 | 12.0 | 61 |
| Fall 2003 | 303 | 3.0 | 15.0 | 71 |
| Fall 2004 | 258 | 3.0 | 12.0 | 69 |
| Fall 2005 | 207 | 2.0 | 9.0 | 55 |
| Fall 2006 | 99 | 1.0 | 3.0 | 33 |
| HASKAYNE SCHOOL OF BUSINESS | | | | |
| Fall 2002 | - | - | - | - |
| Fall 2003 | - | - | - | - |
| Fall 2004 | 232 | 2.0 | 7.0 | 65 |
| Fall 2005 | 138 | 1.0 | 3.0 | 46 |
| Fall 2006 | 90 | 1.0 | 3.0 | 30 |
| HUMANITIES | | | | |
| Humanities (b) | | | | |
| Fall 2002 | - | - | - | - |
| Fall 2003 | 36 | 1.0 | 3.0 | 12 |
| Fall 2004 | 69 | 1.0 | 3.0 | 23 |
| Fall 2005 | 39 | 1.0 | 3.0 | 13 |
| Fall 2006 | - | - | - | - |
| English | | | | |
| Fall 2002 | 181 | 3.0 | 10.0 | 52 |
| Fall 2003 | 170 | 3.0 | 10.0 | 51 |
| Fall 2004 | 196 | 3.0 | 10.0 | 60 |
| Fall 2005 | 188 | 3.0 | 10.0 | 55 |
| Fall 2006 | 198 | 2.0 | 6.0 | 66 |
| French, Italian & Spanish | | | | |
| Fall 2002 | 312 | 4.0 | 38.0 | 54 |
| Fall 2003 | 290 | 2.0 | 10.0 | 58 |
| Fall 2004 | 303 | 3.0 | 14.0 | 63 |
| Fall 2005 | 168 | 2.0 | 9.0 | 37 |
| Fall 2006 | 243 | 3.0 | 14.0 | 51 |
| Germanic, Slavic & East Asian Studies | | | | |
| Fall 2002 | - | - | - | - |
| Fall 2003 | - | - | - | - |
| Fall 2004 | - | - | - | - |
| Fall 2005 | - | - | - | - |
| Fall 2006 | 95 | 1.0 | 5.0 | 19 |
| Greek & Roman Studies | | | | |
| Fall 2002 | 94 | 2.0 | 8.0 | 22 |
| Fall 2003 | 115 | 2.0 | 8.0 | 27 |
| Fall 2004 | - | - | - | - |
| Fall 2005 | - | - | - | - |
| Fall 2006 | 57 | 1.0 | 3.0 | 19 |

(a) Weekend University Statistics are a subset of Fall session course statistics.

(b) Includes course data for the faculty which are not assignable to any specific department.

WEEKEND UNIVERSITY STATISTICS (Continued)

| | WEEKLY STUDENT HOURS | SECTIONS | SECTION HOURS | SECTION ENROLEES |
|-------------------------------|-------------------------|----------|------------------|---------------------|
| HUMANITIES (Continued) | | | | |
| Philosophy | | | | |
| Fall 2002 | 229 | 2.0 | 7.0 | 64 |
| Fall 2003 | 342 | 2.0 | 7.0 | 95 |
| Fall 2004 | 413 | 3.0 | 11.0 | 110 |
| Fall 2005 | 260 | 2.0 | 7.0 | 74 |
| Fall 2006 | 236 | 2.0 | 7.0 | 64 |
| Religious Studies | | | | |
| Fall 2002 | 333 | 2.0 | 6.0 | 111 |
| Fall 2003 | 174 | 1.0 | 3.0 | 58 |
| Fall 2004 | 117 | 1.0 | 3.0 | 39 |
| Fall 2005 | 174 | 2.0 | 6.0 | 58 |
| Fall 2006 | 225 | 2.0 | 6.0 | 75 |
| TOTAL HUMANITIES | | | | |
| Fall 2002 | 1 149 | 13.0 | 69.0 | 303 |
| Fall 2003 | 1 127 | 11.0 | 41.0 | 301 |
| Fall 2004 | 1 098 | 11.0 | 41.0 | 295 |
| Fall 2005 | 829 | 10.0 | 35.0 | 237 |
| Fall 2006 | 1 054 | 11.0 | 41.0 | 294 |
| KINESIOLOGY | | | | |
| Fall 2002 | - | - | - | - |
| Fall 2003 | 48 | 1.0 | 4.0 | 12 |
| Fall 2004 | - | - | - | - |
| Fall 2005 | - | - | - | - |
| Fall 2006 | - | - | - | - |
| SCIENCE | | | | |
| Biological Sciences | | | | |
| Fall 2002 | 261 | 2.0 | 6.0 | 87 |
| Fall 2003 | 255 | 2.0 | 6.0 | 85 |
| Fall 2004 | 237 | 2.0 | 6.0 | 79 |
| Fall 2005 | 243 | 2.0 | 6.0 | 81 |
| Fall 2006 | 237 | 2.0 | 6.0 | 79 |
| Computer Science | | | | |
| Fall 2002 | 96 | 1.0 | 6.0 | 23 |
| Fall 2003 | 138 | 2.0 | 12.0 | 23 |
| Fall 2004 | 102 | 2.0 | 12.0 | 17 |
| Fall 2005 | 66 | 1.0 | 6.0 | 11 |
| Fall 2006 | 150 | 1.0 | 6.0 | 25 |
| Geology & Geophysics | | | | |
| Fall 2002 | 57 | 1.0 | 3.0 | 19 |
| Fall 2003 | - | - | - | - |
| Fall 2004 | - | - | - | - |
| Fall 2005 | - | - | - | - |
| Fall 2006 | - | - | - | - |
| Physics & Astronomy | | | | |
| Fall 2002 | 180 | 1.0 | 3.0 | 60 |
| Fall 2003 | 186 | 1.0 | 3.0 | 62 |
| Fall 2004 | 189 | 1.0 | 3.0 | 63 |
| Fall 2005 | 195 | 1.0 | 3.0 | 65 |
| Fall 2006 | 192 | 1.0 | 3.0 | 64 |
| TOTAL SCIENCE | | | | |
| Fall 2002 | 594 | 5.0 | 18.0 | 182 |
| Fall 2003 | 579 | 5.0 | 21.0 | 170 |
| Fall 2004 | 528 | 5.0 | 21.0 | 159 |
| Fall 2005 | 504 | 4.0 | 15.0 | 157 |
| Fall 2006 | 579 | 4.0 | 15.0 | 168 |
| SOCIAL SCIENCES | | | | |
| Anthropology | | | | |
| Fall 2002 | 117 | 1.0 | 3.0 | 39 |
| Fall 2003 | 150 | 1.0 | 3.0 | 50 |
| Fall 2004 | 57 | 1.0 | 3.0 | 19 |
| Fall 2005 | 120 | 1.0 | 3.0 | 40 |
| Fall 2006 | 198 | 2.0 | 6.0 | 66 |

WEEKEND UNIVERSITY STATISTICS (Continued)

| | WEEKLY STUDENT HOURS | SECTIONS | SECTION HOURS | SECTION ENROLEES |
|-------------------------------------|-------------------------|----------|------------------|---------------------|
| SOCIAL SCIENCES (Continued) | | | | |
| Archaeology | | | | |
| Fall 2002 | 87 | 1.0 | 3.0 | 29 |
| Fall 2003 | 48 | 1.0 | 3.0 | 16 |
| Fall 2004 | 60 | 1.0 | 3.0 | 20 |
| Fall 2005 | 60 | 1.0 | 3.0 | 20 |
| Fall 2006 | 72 | 1.0 | 3.0 | 24 |
| Economics | | | | |
| Fall 2002 | 80 | 1.0 | 4.0 | 20 |
| Fall 2003 | 68 | 1.0 | 4.0 | 17 |
| Fall 2004 | 72 | 1.0 | 4.0 | 18 |
| Fall 2005 | 212 | 1.0 | 4.0 | 53 |
| Fall 2006 | 220 | 1.0 | 4.0 | 55 |
| Geography | | | | |
| Fall 2002 | - | - | - | - |
| Fall 2003 | - | - | - | - |
| Fall 2004 | - | - | - | - |
| Fall 2005 | - | - | - | - |
| Fall 2006 | 174 | 1.0 | 3.0 | 58 |
| Political Science | | | | |
| Fall 2002 | 42 | 1.0 | 3.0 | 14 |
| Fall 2003 | - | - | - | - |
| Fall 2004 | - | - | - | - |
| Fall 2005 | - | - | - | - |
| Fall 2006 | - | - | - | - |
| Psychology | | | | |
| Fall 2002 | 339 | 2.0 | 6.0 | 113 |
| Fall 2003 | 327 | 2.0 | 6.0 | 109 |
| Fall 2004 | 321 | 2.0 | 6.0 | 107 |
| Fall 2005 | 351 | 2.0 | 6.0 | 117 |
| Fall 2006 | 132 | 1.0 | 3.0 | 44 |
| Sociology | | | | |
| Fall 2002 | 112 | 1.0 | 4.0 | 28 |
| Fall 2003 | 220 | 1.0 | 4.0 | 55 |
| Fall 2004 | 148 | 1.0 | 4.0 | 37 |
| Fall 2005 | 196 | 1.0 | 4.0 | 49 |
| Fall 2006 | 172 | 1.0 | 4.0 | 43 |
| TOTAL SOCIAL SCIENCES | | | | |
| Fall 2002 | 777 | 7.0 | 23.0 | 243 |
| Fall 2003 | 813 | 6.0 | 20.0 | 247 |
| Fall 2004 | 658 | 6.0 | 20.0 | 201 |
| Fall 2005 | 939 | 6.0 | 20.0 | 279 |
| Fall 2006 | 968 | 7.0 | 23.0 | 290 |
| TOTAL WEEKEND UNIVERSITY STATISTICS | | | | |
| Fall 2002 | 3 768 | 36.0 | 149.0 | 1 083 |
| Fall 2003 | 4 697 | 41.0 | 149.0 | 1 368 |
| Fall 2004 | 4 905 | 48.0 | 169.0 | 1 441 |
| Fall 2005 | 4 879 | 45.0 | 155.0 | 1 448 |
| Fall 2006 | 4 939 | 44.0 | 152.0 | 1 469 |

SPRING AND SUMMER TERM STATISTICS

| | COURSES | | COURSE ENROLEES | | WEEKLY STUDENT HOURS | | SECTIONS | | SECTION HOURS | | SECTION ENROLEES | |
|---|---------|--------|-----------------|--------|----------------------|--------|----------|--------|---------------|--------|------------------|--------|
| | SPRING | SUMMER | SPRING | SUMMER | SPRING | SUMMER | SPRING | SUMMER | SPRING | SUMMER | SPRING | SUMMER |
| COMMUNICATION & CULTURE | | | | | | | | | | | | |
| 2002 | 31.0 | 20.5 | 760 | 435 | 2 749 | 1 332 | 44.0 | 25.5 | 128.8 | 77.0 | 983 | 460 |
| 2003 | 39.5 | 21.5 | 966 | 510 | 3 361 | 1 574 | 54.5 | 29.5 | 159.0 | 84.0 | 1 203 | 553 |
| 2004 | 40.5 | 25.5 | 1 000 | 587 | 3 473 | 1 880 | 62.5 | 36.5 | 197.0 | 104.0 | 1 157 | 674 |
| 2005 | 45.5 | 29.5 | 989 | 658 | 3 124 | 2 097 | 62.5 | 45.5 | 176.5 | 128.5 | 1 127 | 758 |
| 2006 | 43.5 | 26.5 | 1 026 | 613 | 3 609 | 1 883 | 63.5 | 36.5 | 213.0 | 102.0 | 1 123 | 684 |
| CONTINUING EDUCATION (a) | | | | | | | | | | | | |
| 2002 | 8.0 | 2.0 | 107 | 2 | 321 | 6 | 9.0 | 2.0 | 27.0 | 6.0 | 107 | 2 |
| 2003 | 7.0 | - | 76 | - | 228 | - | 7.0 | - | 21.0 | - | 76 | - |
| EDUCATION (a) | | | | | | | | | | | | |
| Community Rehabilitation | | | | | | | | | | | | |
| 2002 | 9.9 | 9.4 | 91 | 59 | 443 | 227 | 14.0 | 13.0 | 54.7 | 37.7 | 117 | 79 |
| 2003 | 5.3 | 7.3 | 65 | 48 | 264 | 156 | 8.1 | 12.6 | 36.1 | 29.1 | 88 | 83 |
| 2004 | 7.0 | 8.5 | 71 | 70 | 433 | 379 | 12.0 | 15.0 | 45.5 | 46.5 | 94 | 97 |
| 2005 | 14.0 | 11.0 | 87 | 87 | 403 | 297 | 28.0 | 24.0 | 75.0 | 60.0 | 173 | 126 |
| 2006 | 10.0 | 11.5 | 70 | 129 | 274 | 432 | 20.0 | 23.0 | 58.0 | 57.0 | 120 | 184 |
| Division of Applied Psychology | | | | | | | | | | | | |
| 2002 | 12.5 | 7.5 | 235 | 101 | 828 | 326 | 17.5 | 10.5 | 46.5 | 24.5 | 316 | 141 |
| 2003 | 14.0 | 8.0 | 319 | 159 | 1 072 | 531 | 20.0 | 9.0 | 52.0 | 27.0 | 393 | 165 |
| 2004 | 12.5 | 11.5 | 322 | 252 | 1 090 | 805 | 19.5 | 14.5 | 52.5 | 37.5 | 400 | 289 |
| 2005 | 15.0 | 14.0 | 388 | 246 | 1 275 | 793 | 18.0 | 16.0 | 51.0 | 45.0 | 437 | 261 |
| 2006 | 12.0 | 11.0 | 322 | 241 | 1 057 | 782 | 14.0 | 12.0 | 39.0 | 34.0 | 352 | 255 |
| Division of Teacher Preparation | | | | | | | | | | | | |
| 2002 | - | - | - | - | - | - | - | - | - | - | - | - |
| 2003 | 1.0 | - | 2 | - | 6 | - | 2.0 | - | 6.0 | - | 2 | - |
| 2004 | 2.0 | - | 2 | - | 6 | - | 2.0 | - | 6.0 | - | 2 | - |
| 2005 | 2.0 | - | 8 | - | 24 | - | 2.0 | - | 6.0 | - | 8 | - |
| 2006 | 6.0 | - | 14 | - | 42 | - | 6.0 | - | 18.0 | - | 14 | - |
| Graduate Division of Educational Research | | | | | | | | | | | | |
| 2002 | 28.5 | 39.7 | 194 | 326 | 582 | 938 | 42.0 | 58.5 | 126.0 | 172.7 | 194 | 326 |
| 2003 | 26.0 | 30.5 | 195 | 439 | 583 | 1 241 | 37.4 | 35.0 | 112.5 | 102.1 | 194 | 439 |
| 2004 | 23.5 | 40.5 | 281 | 466 | 841 | 1 344 | 33.5 | 48.0 | 100.5 | 140.4 | 280 | 465 |
| 2005 | 25.5 | 43.0 | 276 | 506 | 789 | 1 465 | 32.0 | 50.5 | 91.7 | 146.5 | 275 | 505 |
| 2006 | 23.5 | 36.0 | 328 | 509 | 968 | 1 481 | 27.5 | 42.5 | 81.1 | 122.5 | 328 | 508 |
| Master of Continuing Education | | | | | | | | | | | | |
| 2004 | 5.0 | 3.0 | 29 | 30 | 87 | 90 | 11.0 | 7.0 | 33.0 | 21.0 | 29 | 30 |
| 2005 | 6.0 | 1.0 | 16 | 2 | 48 | 6 | 8.0 | 2.0 | 24.0 | 6.0 | 16 | 2 |
| 2006 | - | - | - | - | - | - | - | - | - | - | - | - |
| TOTAL EDUCATION | | | | | | | | | | | | |
| 2002 | 50.9 | 56.6 | 520 | 486 | 1 853 | 1 491 | 73.5 | 82.0 | 227.2 | 234.9 | 627 | 546 |
| 2003 | 46.3 | 45.8 | 580 | 646 | 1 925 | 1 928 | 67.5 | 56.6 | 206.6 | 158.2 | 677 | 687 |
| 2004 | 50.0 | 63.5 | 704 | 817 | 2 457 | 2 618 | 78.0 | 84.5 | 237.5 | 245.4 | 805 | 881 |
| 2005 | 62.5 | 69.0 | 774 | 840 | 2 539 | 2 561 | 88.0 | 92.5 | 247.7 | 257.5 | 910 | 895 |
| 2006 | 51.5 | 58.5 | 733 | 878 | 2 341 | 2 695 | 67.5 | 77.5 | 196.1 | 213.5 | 814 | 948 |
| ENVIRONMENTAL DESIGN | | | | | | | | | | | | |
| 2002 | 0.5 | 1.0 | 1 | 1 | 1 | 2 | 0.5 | 1.0 | 1.5 | 3.0 | 1 | 1 |
| 2003 | - | 1.0 | - | 1 | - | 3 | - | 1.0 | - | 3.0 | - | 1 |
| 2004 | - | 1.0 | - | 1 | - | 3 | - | 1.0 | - | 3.0 | - | 1 |
| 2005 | 2.5 | 0.5 | 3 | 1 | 5 | 1 | 4.5 | 0.5 | 7.5 | 1.5 | 4 | 1 |
| 2006 | 0.5 | 2 | 1 | 2 | 1 | 5 | 0.5 | 2 | 1.5 | 6 | 1 | 2 |
| FINE ARTS | | | | | | | | | | | | |
| Art | | | | | | | | | | | | |
| 2002 | 16.0 | 15.0 | 273 | 210 | 1 314 | 999 | 22.2 | 19.7 | 89.0 | 80.0 | 299 | 213 |
| 2003 | 11.0 | 16.0 | 234 | 156 | 1 155 | 804 | 20.0 | 27.0 | 60.0 | 81.0 | 385 | 268 |
| 2004 | 15.0 | 11.0 | 256 | 159 | 1 287 | 852 | 27.0 | 18.0 | 87.0 | 57.0 | 427 | 269 |
| 2005 | 20.0 | 9.0 | 344 | 116 | 1 599 | 582 | 35.0 | 14.0 | 108.0 | 48.0 | 532 | 192 |
| 2006 | 14.0 | 9.0 | 264 | 144 | 1 197 | 714 | 20.0 | 16.0 | 60.0 | 48.0 | 399 | 238 |
| Dance | | | | | | | | | | | | |
| 2002 | 5.0 | - | 70 | - | 283 | - | 8.0 | - | 23.0 | - | 123 | - |
| 2003 | 9.0 | - | 87 | - | 415 | - | 13.0 | - | 39.0 | - | 151 | - |
| 2004 | 6.0 | 3.0 | 87 | 23 | 367 | 161 | 12.0 | 4.0 | 29.0 | 21.0 | 174 | 24 |
| 2005 | 6.0 | - | 85 | - | 339 | - | 13.0 | - | 29.0 | - | 155 | - |
| 2006 | 8.0 | 1.0 | 72 | 4.0 | 352 | 16.0 | 11.0 | 2.0 | 43.0 | 4.0 | 112 | 8.0 |
| Drama | | | | | | | | | | | | |
| 2002 | 21.0 | 9.0 | 216 | 89 | 752 | 254 | 31.0 | 11.0 | 64.0 | 22.0 | 364 | 127 |
| 2003 | 18.5 | 7.5 | 244 | 67 | 803 | 189 | 31.5 | 9.5 | 64.0 | 19.0 | 392 | 94 |
| 2004 | 16.0 | 5.0 | 194 | 74 | 644 | 252 | 24.0 | 11.0 | 54.0 | 22.0 | 308 | 126 |
| 2005 | 15.0 | 6.0 | 129 | 54 | 426 | 168 | 21.0 | 8.0 | 44.0 | 16.0 | 205 | 84 |
| 2006 | 14.0 | 7.0 | 80 | 32 | 276 | 100 | 18.0 | 9.0 | 48.0 | 18.0 | 132 | 50 |

(a) As of 2004, the Masters of Continuing Education Program is included in the Faculty of Education.

SPRING AND SUMMER SESSION STATISTICS (Continued)

| | COURSES | | COURSE ENROLEES | | WEEKLY STUDENT HOURS | | SECTIONS | | SECTION HOURS | | SECTION ENROLEES | |
|---------------------------------------|---------|--------|-----------------|--------|----------------------|--------|----------|--------|---------------|--------|------------------|--------|
| | SPRING | SUMMER | SPRING | SUMMER | SPRING | SUMMER | SPRING | SUMMER | SPRING | SUMMER | SPRING | SUMMER |
| FINE ARTS (Continued) | | | | | | | | | | | | |
| Music | | | | | | | | | | | | |
| 2002 | 6.0 | 20.0 | 102 | 174 | 306 | 542 | 6.0 | 26.0 | 18.0 | 63.0 | 102 | 220 |
| 2003 | 7.0 | 19.0 | 79 | 197 | 238 | 618 | 7.0 | 22.0 | 22.0 | 60.0 | 79 | 224 |
| 2004 | 4.0 | 9.0 | 107 | 88 | 321 | 275 | 4.0 | 10.0 | 12.0 | 28.0 | 107 | 99 |
| 2005 | 12.0 | 11.0 | 128 | 182 | 394 | 555 | 13.0 | 14.0 | 40.0 | 39.0 | 129 | 191 |
| 2006 | 9.0 | 9.0 | 135 | 171 | 405 | 523 | 10.0 | 10.0 | 30.0 | 28.0 | 135 | 181 |
| TOTAL FINE ARTS (b) | | | | | | | | | | | | |
| 2002 | 51.0 | 44.0 | 670 | 473 | 2 687 | 1 795 | 70.2 | 56.7 | 204.0 | 165.0 | 897 | 560 |
| 2003 | 45.5 | 42.5 | 644 | 420 | 2 611 | 1 611 | 71.5 | 58.5 | 185.0 | 160.0 | 1 007 | 586 |
| 2004 | 42.0 | 29.0 | 652 | 347 | 2 643 | 1 549 | 68.0 | 44.0 | 185.0 | 131.0 | 1 024 | 521 |
| 2005 | 53.0 | 28.0 | 686 | 354 | 2 758 | 1 311 | 82.0 | 38.0 | 221.0 | 109.0 | 1 021 | 469 |
| 2006 | 45.0 | 26.0 | 551 | 351 | 2 230 | 1 353 | 59.0 | 37.0 | 181.0 | 98.0 | 778 | 477 |
| HASKAYNE SCHOOL OF BUSINESS | | | | | | | | | | | | |
| 2002 | 30.0 | 13.0 | 767 | 186 | 2 709 | 653 | 37.0 | 14.0 | 105.0 | 41.0 | 950 | 234 |
| 2003 | 34.0 | 21.0 | 966 | 336 | 3 728 | 1 057 | 47.0 | 22.0 | 131.0 | 65.0 | 1 338 | 338 |
| 2004 | 48.5 | 23.5 | 1 316 | 242 | 4 852 | 724 | 63.5 | 23.5 | 192.5 | 70.5 | 1 586 | 242 |
| 2005 | 42.5 | 26.5 | 1 090 | 379 | 4 009 | 1 285 | 62.0 | 28.0 | 175.0 | 88.0 | 1 395 | 378 |
| 2006 | 43.0 | 19.0 | 1 058 | 288 | 4 098 | 1 010 | 60.0 | 19.0 | 173.0 | 62.0 | 1 374 | 287 |
| HUMANITIES | | | | | | | | | | | | |
| English | | | | | | | | | | | | |
| 2002 | 25.5 | 4.5 | 438 | 80 | 1 447 | 278 | 32.5 | 6.5 | 94.5 | 16.5 | 514 | 102 |
| 2003 | 20.0 | 6.0 | 364 | 132 | 1 053 | 396 | 21.0 | 6.0 | 63.0 | 18.0 | 364 | 132 |
| 2004 | 28.0 | 6.0 | 529 | 118 | 1 605 | 354 | 29.0 | 6.0 | 89.0 | 18.0 | 529 | 118 |
| 2005 | 26.0 | 7.0 | 523 | 140 | 1 569 | 420 | 25.5 | 7.0 | 76.5 | 21.0 | 523 | 140 |
| 2006 | 23.0 | 9.0 | 396 | 160 | 1 188 | 480 | 23.0 | 9.0 | 69.0 | 27.0 | 396 | 160 |
| French, Italian & Spanish | | | | | | | | | | | | |
| 2002 | 13.0 | 8.0 | 255 | 104 | 1 152 | 474 | 32.0 | 16.0 | 76.0 | 39.0 | 484 | 199 |
| 2003 | 11.0 | 9.0 | 214 | 113 | 955 | 469 | 26.0 | 16.0 | 60.0 | 40.0 | 407 | 190 |
| 2004 | 14.0 | 10.0 | 275 | 117 | 1 185 | 500 | 31.0 | 17.0 | 74.0 | 43.0 | 491 | 204 |
| 2005 | 10.0 | 7.0 | 216 | 102 | 848 | 388 | 19.0 | 11.0 | 51.0 | 30.0 | 299 | 138 |
| 2006 | 11.0 | 4.0 | 184 | 82 | 713 | 327 | 18.0 | 7.0 | 49.0 | 20.0 | 254 | 112 |
| Germanic, Slavic & East Asian Studies | | | | | | | | | | | | |
| 2002 | 4.0 | 3.0 | 64 | 45 | 278 | 167 | 5.0 | 6.0 | 16.0 | 11.0 | 87 | 105 |
| 2003 | 3.0 | 3.0 | 64 | 40 | 260 | 186 | 3.0 | 4.0 | 8.0 | 13.0 | 98 | 66 |
| 2004 | 5.0 | 1.0 | 86 | 1 | 394 | 3 | 9.0 | 1.0 | 26.0 | 3.0 | 137 | 1 |
| 2005 | 7.0 | 2.0 | 156 | 13 | 687 | 50 | 10.0 | 3.0 | 30.0 | 7.0 | 231 | 24 |
| 2006 | 9.0 | 1.0 | 173 | 10 | 779 | 40 | 12.0 | 2.0 | 38.0 | 4.0 | 257 | 20 |
| Greek & Roman Studies | | | | | | | | | | | | |
| 2002 | 8.5 | 5.0 | 183 | 102 | 645 | 365 | 8.5 | 5.0 | 36.5 | 27.0 | 182 | 102 |
| 2003 | 6.0 | 6.0 | 148 | 126 | 496 | 398 | 6.0 | 6.0 | 19.5 | 20.0 | 148 | 126 |
| 2004 | 6.0 | 2.0 | 274 | 60 | 1 246 | 180 | 6.0 | 2.0 | 38.0 | 6.0 | 274 | 60 |
| 2005 | 6.0 | 2.0 | 252 | 56 | 811 | 168 | 5.0 | 2.0 | 16.0 | 6.0 | 252 | 56 |
| 2006 | 4.0 | 1.0 | 341 | 66 | 1 069 | 198 | 4.0 | 1.0 | 14.0 | 3.0 | 341 | 66 |
| Philosophy | | | | | | | | | | | | |
| 2002 | 8.0 | 5.0 | 186 | 142 | 632 | 452 | 12.0 | 5.0 | 31.0 | 16.0 | 240 | 142 |
| 2003 | 7.0 | 7.0 | 196 | 192 | 658 | 631 | 10.0 | 8.0 | 24.0 | 23.0 | 266 | 215 |
| 2004 | 9.0 | 9.0 | 229 | 211 | 738 | 691 | 11.0 | 10.0 | 29.0 | 29.0 | 280 | 246 |
| 2005 | 8.5 | 7.0 | 227 | 179 | 731 | 571 | 10.0 | 8.0 | 29.0 | 22.0 | 253 | 213 |
| 2006 | 8.0 | 8.0 | 236 | 177 | 771 | 568 | 9.0 | 9.0 | 26.0 | 25.0 | 274 | 214 |
| Religious Studies | | | | | | | | | | | | |
| 2002 | 7.0 | 8.0 | 189 | 161 | 567 | 483 | 7.0 | 9.0 | 21.0 | 27.0 | 189 | 161 |
| 2003 | 7.0 | 8.0 | 208 | 197 | 624 | 591 | 8.0 | 8.0 | 24.0 | 24.0 | 208 | 197 |
| 2004 | 9.0 | 8.0 | 248 | 202 | 744 | 606 | 10.0 | 8.0 | 30.0 | 24.0 | 248 | 202 |
| 2005 | 12.5 | 10.8 | 290 | 169 | 868 | 505 | 13.5 | 11.5 | 40.5 | 34.5 | 289 | 168 |
| 2006 | 17.0 | 11.0 | 217 | 174 | 650 | 521 | 16.0 | 11.0 | 48.0 | 33.0 | 217 | 174 |
| TOTAL HUMANITIES (b) | | | | | | | | | | | | |
| 2002 | 68.0 | 34.5 | 1 342 | 655 | 4 861 | 2 303 | 101.0 | 49.5 | 285.0 | 140.5 | 1 753 | 853 |
| 2003 | 54.0 | 39.0 | 1 194 | 800 | 4 046 | 2 671 | 74.0 | 48.0 | 198.5 | 138.0 | 1 491 | 926 |
| 2004 | 71.0 | 36.0 | 1 641 | 709 | 5 912 | 2 334 | 96.0 | 44.0 | 286.0 | 123.0 | 1 959 | 831 |
| 2005 | 70.0 | 35.8 | 1 664 | 659 | 5 514 | 2 102 | 83.0 | 42.5 | 243.0 | 120.5 | 1 847 | 739 |
| 2006 | 72.0 | 34.0 | 1 547 | 669 | 5 170 | 2 134 | 82.0 | 39.0 | 244.0 | 112.0 | 1 739 | 746 |
| KINESIOLOGY | | | | | | | | | | | | |
| 2002 | 15.7 | 3.0 | 279 | 9 | 1 010 | 34 | 22.7 | 4.0 | 63.0 | 10.0 | 411 | 16 |
| 2003 | 17.1 | 1.0 | 340 | 7 | 1 214 | 28 | 27.1 | 2.0 | 70.0 | 4.0 | 518 | 14 |
| 2004 | 17.0 | 3.0 | 196 | 12 | 764 | 50 | 27.0 | 4.0 | 68.0 | 14.0 | 356 | 22 |
| 2005 | 17.0 | 3.0 | 177 | 10 | 759 | 39 | 26.0 | 4.0 | 76.0 | 11.0 | 323 | 18 |
| 2006 | 11.5 | 2.5 | 173 | 11 | 690 | 44 | 17.5 | 4.5 | 50.0 | 12.0 | 273 | 20 |

(b) Includes course data for the faculty which are not assignable to any specific department.

SPRING AND SUMMER SESSION STATISTICS (Continued)

| | COURSES | | COURSE ENROLEES | | WEEKLY STUDENT HOURS | | SECTIONS | | SECTION HOURS | | SECTION ENROLEES | |
|---|---------|--------|-----------------|--------|----------------------|--------|----------|--------|---------------|--------|------------------|--------|
| | SPRING | SUMMER | SPRING | SUMMER | SPRING | SUMMER | SPRING | SUMMER | SPRING | SUMMER | SPRING | SUMMER |
| LAW | | | | | | | | | | | | |
| 2003 | 1.0 | - | 1 | - | 2 | - | 1.0 | - | 2.0 | - | 1 | - |
| 2004 | - | - | - | - | - | - | - | - | - | - | - | - |
| 2005 | - | - | - | - | - | - | - | - | - | - | - | - |
| 2006 | - | - | - | - | - | - | - | - | - | - | - | - |
| MEDICINE (c) | | | | | | | | | | | | |
| 2004 | 7.0 | 3.0 | 54 | 19 | 400 | 116 | 13.0 | 5.0 | 55.5 | 20.0 | 65 | 21 |
| 2005 | 7.5 | 5.5 | 43 | 37 | 265 | 245 | 9.4 | 10.0 | 49.0 | 40.0 | 44 | 60 |
| 2006 | 7.5 | 5.5 | 46 | 17 | 265 | 112 | 12.0 | 8.0 | 48.0 | 39.0 | 65 | 20 |
| NURSING | | | | | | | | | | | | |
| 2002 | 19.0 | 14.0 | 438 | 193 | 2 623 | 1 238 | 45.0 | 29.0 | 292.5 | 177.0 | 438 | 194 |
| 2003 | 20.0 | 4.0 | 512 | 168 | 2 943 | 1 174 | 43.0 | 18.0 | 253.4 | 136.0 | 519 | 168 |
| 2004 | 22.0 | 4.0 | 634 | 123 | 3 992 | 777 | 68.0 | 12.0 | 446.0 | 89.4 | 640 | 125 |
| 2005 | 18.5 | 2.5 | 701 | 84 | 4 371 | 576 | 75.0 | 11.0 | 531.4 | 74.0 | 709 | 90 |
| 2006 | 17.0 | 3.0 | 595 | 143 | 3 739 | 902 | 76.0 | 12.0 | 486.6 | 96.2 | 605 | 150 |
| SCHULICH SCHOOL OF ENGINEERING (d) | | | | | | | | | | | | |
| Engineering (b) | | | | | | | | | | | | |
| 2002 | 4.0 | 2.0 | 236 | 168 | 897 | 503 | 8.0 | 2.0 | 20.5 | 6.0 | 304 | 168 |
| 2003 | 7.0 | 8.0 | 385 | 322 | 1 726 | 1 322 | 20.0 | 17.0 | 49.5 | 39.5 | 623 | 531 |
| 2004 | 9.5 | 7.5 | 446 | 337 | 1 897 | 1 364 | 19.5 | 16.5 | 49.0 | 40.0 | 693 | 544 |
| 2005 | 6.0 | 5.0 | 381 | 332 | 1 539 | 1 200 | 14.0 | 9.0 | 34.5 | 22.0 | 557 | 454 |
| 2006 | 9.0 | 9.0 | 480 | 434 | 1 901 | 1 677 | 20.0 | 18.0 | 50.0 | 44.5 | 710 | 656 |
| Chemical & Petroleum | | | | | | | | | | | | |
| 2002 | 4.0 | 4.0 | 74 | 61 | 311 | 349 | 7.0 | 8.0 | 17.0 | 20.0 | 132 | 145 |
| 2003 | 4.0 | 2.0 | 82 | 24 | 299 | 72 | 5.0 | 2.0 | 15.0 | 6.0 | 133 | 24 |
| 2004 | 2.0 | 5.0 | 66 | 27 | 238 | 81 | 3.0 | 7.0 | 7.0 | 21.0 | 106 | 27 |
| 2005 | 7.5 | 4.5 | 71 | 49 | 271 | 232 | 9.0 | 7.0 | 25.0 | 20.0 | 118 | 96 |
| 2006 | 3.5 | 1.5 | 64 | 10 | 247 | 36 | 5.0 | 2.0 | 12.0 | 5.0 | 121 | 18 |
| Civil | | | | | | | | | | | | |
| 2002 | 2.0 | 4.0 | 59 | 59 | 264 | 261 | 3.0 | 5.0 | 7.5 | 13.5 | 117 | 115 |
| 2003 | 1.0 | 3.0 | 1 | 3 | 5 | 9 | 1.0 | 3.0 | 5.0 | 9.0 | 1 | 3 |
| 2004 | - | - | - | - | - | - | - | - | - | - | - | - |
| 2005 | 2.0 | 1.0 | 45 | 1.0 | 245 | 3.0 | 3.0 | 1.0 | 8.5 | 3.0 | 89 | 1.0 |
| 2006 | 4.5 | 3.5 | 137 | 6.0 | 412 | 19.0 | 5.0 | 4.0 | 14.0 | 11.0 | 138 | 7.0 |
| Electrical & Computer | | | | | | | | | | | | |
| 2002 | 4.0 | 4.9 | 73 | 25 | 420 | 71 | 10.0 | 4.9 | 23.0 | 13.4 | 172 | 25 |
| 2003 | 3.0 | 3.5 | 8 | 6 | 32 | 26 | 5.0 | 5.5 | 12.0 | 15.0 | 15 | 9 |
| 2004 | 4.0 | 2.0 | 7 | 4 | 28 | 18 | 7.0 | 3.0 | 16.0 | 9.0 | 12 | 6 |
| 2005 | 5.5 | 2.5 | 10 | 4 | 38 | 16 | 8.0 | 4.0 | 24.0 | 13.0 | 13 | 5 |
| 2006 | 3.5 | 1.0 | 24 | 5 | 93 | 18 | 6.0 | 2.0 | 14.0 | 4.0 | 35 | 10 |
| Geomatics | | | | | | | | | | | | |
| 2002 | 2.9 | 2.0 | 14 | 2 | 38 | 9 | 2.9 | 3.0 | 7.4 | 9.0 | 14 | 3 |
| 2003 | 4.1 | 4.1 | 28 | 23 | 79 | 64 | 4.1 | 4.1 | 11.1 | 11.1 | 28 | 23 |
| 2004 | 2.1 | 8.1 | 22 | 31 | 59 | 86 | 2.1 | 8.1 | 5.1 | 23.1 | 21 | 30 |
| 2005 | 3.9 | 4.9 | 25 | 66 | 65 | 643 | 3.9 | 4.9 | 9.9 | 21.5 | 24 | 65 |
| 2006 | 1.9 | 3.9 | 22 | 41 | 63 | 386 | 1.9 | 3.9 | 3.9 | 18.5 | 22 | 41 |
| Mechanical | | | | | | | | | | | | |
| 2002 | 2.0 | 6.0 | 26 | 197 | 122 | 974 | 3.0 | 12.0 | 8.0 | 29.2 | 48 | 418 |
| 2003 | 2.0 | 2.0 | 4 | 38 | 12 | 196 | 2.0 | 2.0 | 6.0 | 8.3 | 4 | 38 |
| 2004 | 3.0 | 1.0 | 21 | 39 | 63 | 206 | 3.0 | 1.0 | 9.0 | 5.3 | 21 | 39 |
| 2005 | 1.0 | 2.0 | 43 | 70 | 193 | 391 | 2.0 | 5.0 | 4.5 | 12.8 | 86 | 132 |
| 2006 | - | 2.0 | - | 70.0 | - | 311.0 | - | 2.0 | - | 8.3 | - | 70.0 |
| TOTAL SCHULICH SCHOOL OF ENGINEERING | | | | | | | | | | | | |
| 2002 | 18.9 | 22.9 | 482 | 512 | 2052 | 2167 | 33.9 | 34.9 | 83.4 | 91.1 | 787 | 874 |
| 2003 | 21.1 | 22.6 | 508 | 416 | 2153 | 1689 | 37.1 | 33.6 | 98.6 | 88.9 | 804 | 628 |
| 2004 | 20.6 | 23.6 | 561 | 437 | 2285 | 1755 | 34.6 | 35.6 | 86.1 | 98.4 | 853 | 646 |
| 2005 | 25.9 | 19.9 | 574 | 521 | 2351 | 2485 | 39.9 | 30.9 | 106.4 | 92.3 | 888 | 754 |
| 2006 | 22.4 | 20.9 | 726 | 565 | 2716 | 2447 | 37.9 | 31.9 | 93.9 | 91.3 | 1026 | 802 |
| SCIENCE | | | | | | | | | | | | |
| Biological Sciences | | | | | | | | | | | | |
| 2002 | 19.0 | 10.0 | 311 | 54 | 1 523 | 224 | 31.0 | 16.0 | 92.0 | 44.0 | 505 | 97 |
| 2003 | 21.0 | 16.0 | 294 | 61 | 1 425 | 271 | 33.0 | 27.0 | 107.0 | 77.0 | 473 | 116 |
| 2004 | 23.0 | 17.0 | 264 | 75 | 1 303 | 355 | 41.5 | 29.5 | 123.5 | 84.5 | 435 | 142 |
| 2005 | 16.5 | 8.5 | 275 | 76 | 1 363 | 365 | 30.5 | 14.5 | 90.5 | 39.5 | 448 | 144 |
| 2006 | 19.5 | 12.5 | 272 | 89 | 1 308 | 432 | 32.5 | 20.5 | 96.5 | 60.5 | 431 | 166 |
| Chemistry | | | | | | | | | | | | |
| 2002 | 8.0 | 7.0 | 147 | 118 | 960 | 801 | 21.0 | 18.0 | 60.0 | 53.0 | 380 | 315 |
| 2003 | 6.0 | 6.0 | 140 | 140 | 964 | 959 | 19.0 | 17.0 | 54.0 | 50.0 | 383 | 377 |
| 2004 | 7.0 | 7.0 | 180 | 185 | 1 162 | 1 191 | 22.0 | 21.0 | 67.0 | 64.0 | 426 | 433 |
| 2005 | 4.5 | 5.5 | 161 | 162 | 1 046 | 1 022 | 15.5 | 15.5 | 46.5 | 48.5 | 394 | 370 |
| 2006 | 4.5 | 5.5 | 166 | 152 | 1 067 | 963 | 16.5 | 17.5 | 49.5 | 52.5 | 397 | 351 |

(c) Includes course data associated with the Graduate Science and Health Sciences programs.

(d) Prior to Fall 2005, the Schulich School of Engineering was named the Faculty of Engineering.

SPRING AND SUMMER SESSION STATISTICS (Continued)

| | COURSES | | COURSE ENROLEES | | WEEKLY STUDENT HOURS | | SECTIONS | | SECTION HOURS | | SECTION ENROLEES | |
|--------------------------|---------|--------|-----------------|--------|----------------------|--------|----------|--------|---------------|--------|------------------|--------|
| | SPRING | SUMMER | SPRING | SUMMER | SPRING | SUMMER | SPRING | SUMMER | SPRING | SUMMER | SPRING | SUMMER |
| SCIENCE (Continued) | | | | | | | | | | | | |
| Computer Science | | | | | | | | | | | | |
| 2002 | 14.3 | 13.3 | 468 | 403 | 2 644 | 2 014 | 39.2 | 30.2 | 102.0 | 76.0 | 984 | 807 |
| 2003 | 12.0 | 13.5 | 401 | 429 | 2 210 | 2 135 | 48.0 | 40.0 | 94.0 | 81.0 | 1 042 | 989 |
| 2004 | 17.0 | 10.0 | 397 | 246 | 2 160 | 1 177 | 43.0 | 21.0 | 99.0 | 54.0 | 988 | 504 |
| 2005 | 11.0 | 10.5 | 227 | 201 | 1 067 | 815 | 27.0 | 20.5 | 61.0 | 48.0 | 473 | 371 |
| 2006 | 10.0 | 8.0 | 207 | 166 | 1 050 | 674 | 25.0 | 13.0 | 50.0 | 33.0 | 425 | 261 |
| Environmental Science | | | | | | | | | | | | |
| 2002 | 1.0 | 1.0 | 1 | 5 | 9 | 61 | 1.0 | 1.0 | 9.0 | 12.3 | 1 | 5 |
| 2003 | - | - | - | - | - | - | - | - | - | - | - | - |
| 2004 | - | - | - | - | - | - | - | - | - | - | - | - |
| 2005 | - | - | - | - | - | - | - | - | - | - | - | - |
| 2006 | - | - | - | - | - | - | - | - | - | - | - | - |
| Geology & Geophysics | | | | | | | | | | | | |
| 2002 | 3.0 | 2.0 | 38 | 43 | 113 | 128 | 3.0 | 2.0 | 9.0 | 6.0 | 38 | 43 |
| 2003 | 2.0 | 1.0 | 38 | 53 | 114 | 159 | 2.0 | 1.0 | 6.0 | 3.0 | 38 | 53 |
| 2004 | 2.5 | 2.5 | 11 | 72 | 61 | 241 | 3.5 | 3.5 | 13.5 | 10.5 | 19 | 80 |
| 2005 | 3.5 | 1.5 | 32 | 67 | 115 | 199 | 4.5 | 1.5 | 13.5 | 4.5 | 38 | 66 |
| 2006 | - | 1.0 | - | 49.0 | - | 147.0 | - | 1.0 | - | 3.0 | - | 49.0 |
| Mathematics & Statistics | | | | | | | | | | | | |
| 2002 | 17.5 | 13.5 | 635 | 284 | 2 992 | 1 312 | 60.5 | 31.5 | 108.5 | 63.0 | 1 510 | 699 |
| 2003 | 14.0 | 10.0 | 717 | 328 | 3 395 | 1 512 | 58.0 | 31.0 | 96.0 | 54.0 | 1 678 | 790 |
| 2004 | 16.0 | 10.0 | 640 | 278 | 2 972 | 1 270 | 55.0 | 30.0 | 95.0 | 53.0 | 1 458 | 671 |
| 2005 | 18.0 | 10.0 | 436 | 273 | 2 019 | 1 218 | 52.0 | 26.0 | 94.0 | 47.5 | 1 040 | 635 |
| 2006 | 17.5 | 10.5 | 436 | 271 | 2 030 | 1 228 | 51.5 | 30.5 | 93.5 | 54.5 | 1 020 | 640 |
| Physics & Astronomy | | | | | | | | | | | | |
| 2002 | 5.0 | 2.0 | 170 | 95 | 610 | 568 | 12.0 | 10.0 | 32.5 | 21.5 | 234 | 285 |
| 2003 | 4.5 | 2.5 | 186 | 62 | 711 | 375 | 8.5 | 10.5 | 30.5 | 26.0 | 252 | 183 |
| 2004 | 7.0 | 3.0 | 183 | 76 | 725 | 463 | 14.0 | 10.0 | 50.0 | 27.5 | 272 | 188 |
| 2005 | 6.5 | 3.5 | 152 | 88 | 613 | 546 | 12.5 | 10.5 | 41.5 | 29.0 | 231 | 214 |
| 2006 | 5.5 | 2.5 | 167 | 50 | 635 | 298 | 12.5 | 9.5 | 28.5 | 23.0 | 244 | 119 |
| TOTAL SCIENCE | | | | | | | | | | | | |
| 2002 | 67.8 | 48.8 | 1 770 | 1 002 | 8 851 | 5 108 | 167.7 | 108.7 | 413.0 | 275.8 | 3 652 | 2 251 |
| 2003 | 59.5 | 49.0 | 1 776 | 1 073 | 8 819 | 5 411 | 168.5 | 126.5 | 387.5 | 291.0 | 3 866 | 2 508 |
| 2004 | 72.5 | 49.5 | 1 674 | 931 | 8 383 | 4 697 | 179.0 | 115.0 | 448.0 | 293.5 | 3 598 | 2 018 |
| 2005 | 60.0 | 39.5 | 1 282 | 865 | 6 223 | 4 165 | 142.0 | 88.5 | 347.0 | 217.0 | 2 625 | 1 802 |
| 2006 | 57.0 | 40.0 | 1 247 | 776 | 6 090 | 3 742 | 138.0 | 92.0 | 318.0 | 226.5 | 2 518 | 1 587 |
| SOCIAL SCIENCES | | | | | | | | | | | | |
| Anthropology | | | | | | | | | | | | |
| 2002 | 12.0 | 12.0 | 216 | 166 | 792 | 645 | 12.0 | 13.0 | 45.0 | 51.0 | 216 | 167 |
| 2003 | 12.0 | 10.0 | 272 | 175 | 1 011 | 645 | 17.0 | 14.0 | 51.0 | 42.0 | 337 | 215 |
| 2004 | 9.0 | 8.0 | 177 | 155 | 684 | 507 | 12.0 | 8.0 | 36.0 | 27.0 | 228 | 155 |
| 2005 | 16.5 | 6.5 | 327 | 155 | 1 309 | 463 | 22.5 | 6.5 | 70.5 | 19.5 | 407 | 154 |
| 2006 | 17.0 | 6.0 | 365 | 110 | 1 416 | 330 | 23.0 | 6.0 | 72.0 | 18.0 | 446 | 110 |
| Archaeology | | | | | | | | | | | | |
| 2002 | 10.0 | 7.0 | 205 | 31 | 1 086 | 205 | 20.0 | 7.0 | 107.0 | 37.0 | 220 | 31 |
| 2003 | 12.0 | 3.0 | 192 | 15 | 904 | 101 | 19.0 | 3.0 | 97.0 | 17.0 | 192 | 15 |
| 2004 | 8.0 | 7.0 | 144 | 19 | 768 | 121 | 12.0 | 7.0 | 68.0 | 37.0 | 144 | 19 |
| 2005 | 6.0 | 6.0 | 94 | 76 | 424 | 524 | 7.0 | 14.0 | 27.0 | 90.0 | 108 | 76 |
| 2006 | 6.0 | 1.0 | 114 | 1 | 678 | 3 | 10.0 | 1.0 | 62.0 | 3.0 | 114 | 1 |
| Economics | | | | | | | | | | | | |
| 2002 | 19.0 | 13.0 | 717 | 447 | 2 424 | 1 517 | 30.0 | 20.5 | 74.0 | 51.5 | 990 | 623 |
| 2003 | 20.0 | 15.0 | 916 | 571 | 3 090 | 1 916 | 27.0 | 22.0 | 69.0 | 56.0 | 1 258 | 774 |
| 2004 | 18.0 | 12.0 | 832 | 511 | 2 816 | 1 680 | 27.0 | 19.0 | 67.0 | 47.0 | 1 152 | 658 |
| 2005 | 14.0 | 11.0 | 624 | 488 | 2 141 | 1 646 | 23.0 | 18.0 | 55.0 | 44.0 | 893 | 670 |
| 2006 | 17.0 | 11.0 | 610 | 454 | 2 115 | 1 556 | 26.0 | 18.0 | 64.0 | 44.0 | 895 | 648 |
| Geography | | | | | | | | | | | | |
| 2002 | 18.0 | 14.0 | 283 | 165 | 2 055 | 602 | 22.0 | 16.0 | 92.0 | 51.0 | 353 | 202 |
| 2003 | 14.0 | 21.0 | 255 | 299 | 1 859 | 1 666 | 22.0 | 27.8 | 80.0 | 99.3 | 465 | 436 |
| 2004 | 18.0 | 12.0 | 354 | 198 | 2 263 | 1 652 | 23.0 | 17.0 | 85.0 | 68.0 | 533 | 357 |
| 2005 | 17.0 | 20.0 | 382 | 261 | 2 218 | 1 436 | 27.0 | 31.0 | 93.0 | 118.0 | 594 | 373 |
| 2006 | 22.5 | 11.5 | 423 | 175 | 2 064 | 663 | 29.0 | 14.0 | 107.0 | 43.0 | 558 | 209 |
| History | | | | | | | | | | | | |
| 2002 | 13.0 | 11.0 | 227 | 166 | 681 | 498 | 13.0 | 11.0 | 39.0 | 33.0 | 227 | 166 |
| 2003 | 14.0 | 11.0 | 239 | 175 | 717 | 525 | 14.0 | 11.0 | 42.0 | 33.0 | 239 | 175 |
| 2004 | 10.0 | 10.0 | 212 | 185 | 636 | 555 | 10.0 | 10.0 | 30.0 | 30.0 | 212 | 185 |
| 2005 | 10.5 | 12.5 | 192 | 144 | 574 | 430 | 10.5 | 12.5 | 31.5 | 37.5 | 191 | 143 |
| 2006 | 14.0 | 10.0 | 211 | 171 | 633 | 513 | 14.0 | 10.0 | 42.0 | 30.0 | 211 | 171 |
| Linguistics | | | | | | | | | | | | |
| 2002 | 2.0 | 1.0 | 23 | 12 | 69 | 36 | 2.0 | 1.0 | 6.0 | 3.0 | 23 | 12 |
| 2003 | 2.0 | 1.0 | 65 | 14 | 195 | 42 | 2.0 | 1.0 | 6.0 | 3.0 | 65 | 14 |
| 2004 | 2.0 | 1.0 | 33 | 2 | 99 | 6 | 2.0 | 1.0 | 6.0 | 3.0 | 33 | 2 |
| 2005 | 1.0 | 1.0 | 18 | 12 | 54 | 36 | 1.0 | 1.0 | 3.0 | 3.0 | 18 | 12 |
| 2006 | 2.0 | 1.0 | 39 | 8 | 117 | 24 | 2.0 | 1.0 | 6.0 | 3.0 | 39 | 8 |

SPRING AND SUMMER SESSION STATISTICS (Continued)

| | COURSES | | COURSE ENROLEES | | WEEKLY STUDENT HOURS | | SECTIONS | | SECTION HOURS | | SECTION ENROLEES | |
|-----------------------------|---------|--------|-----------------|--------|----------------------|--------|----------|--------|---------------|---------|------------------|--------|
| | SPRING | SUMMER | SPRING | SUMMER | SPRING | SUMMER | SPRING | SUMMER | SPRING | SUMMER | SPRING | SUMMER |
| SOCIAL SCIENCES (Continued) | | | | | | | | | | | | |
| Political Science | | | | | | | | | | | | |
| 2002 | 13.0 | 12.0 | 166 | 166 | 517 | 520 | 15.0 | 14.0 | 41.0 | 38.0 | 185 | 188 |
| 2003 | 12.0 | 10.0 | 231 | 196 | 735 | 619 | 14.0 | 12.0 | 38.0 | 32.0 | 273 | 227 |
| 2004 | 17.0 | 8.5 | 283 | 125 | 878 | 399 | 19.0 | 11.0 | 53.0 | 29.0 | 312 | 149 |
| 2005 | 16.0 | 14.0 | 285 | 182 | 903 | 580 | 19.0 | 16.0 | 51.0 | 44.0 | 333 | 216 |
| 2006 | 13.0 | 11.0 | 248 | 245 | 786 | 781 | 16.0 | 15.0 | 42.0 | 41.0 | 290 | 291 |
| Psychology | | | | | | | | | | | | |
| 2002 | 19.0 | 9.0 | 910 | 409 | 3 018 | 1 397 | 27.0 | 12.0 | 99.0 | 56.0 | 1 012 | 455 |
| 2003 | 25.0 | 17.0 | 1 070 | 536 | 3 490 | 1 893 | 33.0 | 28.0 | 117.0 | 102.0 | 1 154 | 621 |
| 2004 | 19.5 | 15.0 | 973 | 367 | 3 127 | 1 320 | 24.0 | 71.0 | 94.0 | 235.0 | 1 005 | 406 |
| 2005 | 17.0 | 14.0 | 493 | 240 | 1 705 | 926 | 23.0 | 23.0 | 86.0 | 87.0 | 551 | 287 |
| 2006 | 15.0 | 17.0 | 356 | 122 | 1 241 | 567 | 18.0 | 30.0 | 74.0 | 110.0 | 376 | 152 |
| Sociology | | | | | | | | | | | | |
| 2002 | 14.0 | 14.0 | 233 | 250 | 930 | 763 | 20.0 | 15.0 | 56.0 | 43.0 | 330 | 263 |
| 2003 | 16.0 | 12.0 | 342 | 200 | 1 304 | 600 | 20.0 | 12.0 | 58.0 | 36.0 | 458 | 200 |
| 2004 | 18.0 | 8.0 | 333 | 180 | 1 257 | 600 | 22.0 | 9.0 | 66.0 | 26.0 | 424 | 204 |
| 2005 | 15.5 | 11.0 | 298 | 208 | 1 033 | 656 | 18.0 | 12.0 | 55.0 | 34.0 | 336 | 240 |
| 2006 | 22.0 | 8.0 | 424 | 144 | 1 457 | 432 | 27.0 | 8.0 | 79.0 | 24.0 | 505 | 144 |
| TOTAL SOCIAL SCIENCES (b) | | | | | | | | | | | | |
| 2002 | 122.0 | 95.0 | 2 992 | 1 825 | 11 608 | 6 219 | 163.0 | 111.5 | 565.0 | 369.5 | 3 571 | 2 119 |
| 2003 | 129.0 | 102.0 | 3 595 | 2 194 | 13 342 | 8 044 | 170.0 | 132.8 | 564.0 | 426.3 | 4 453 | 2 689 |
| 2004 | 122.5 | 84.0 | 3 352 | 1 753 | 12 560 | 6 872 | 154.0 | 156.0 | 514.0 | 511.0 | 4 054 | 2 146 |
| 2005 | 117.6 | 99.0 | 2 745 | 1 787 | 10 473 | 6 769 | 155.5 | 137.0 | 488.5 | 488.0 | 3 464 | 2 193 |
| 2006 | 134.5 | 82.0 | 2 828 | 1 451 | 10 623 | 4 935 | 171.0 | 108.5 | 567.0 | 334.5 | 3 472 | 1 755 |
| SOCIAL WORK | | | | | | | | | | | | |
| 2002 | 33.2 | 9.3 | 498 | 90 | 1 549 | 269 | 66.0 | 32.0 | 209.0 | 89.0 | 498 | 90 |
| 2003 | 36.5 | 6.5 | 527 | 46 | 1 655 | 135 | 59.5 | 6.5 | 192.5 | 19.5 | 526 | 45 |
| 2004 | 37.9 | 13.5 | 447 | 138 | 1 340 | 413 | 61.0 | 21.0 | 183.0 | 63.0 | 447 | 138 |
| 2005 | 31.9 | 14.1 | 395 | 197 | 1 217 | 615 | 49.0 | 28.0 | 152.0 | 84.0 | 403 | 205 |
| 2006 | 29.0 | 9.5 | 344 | 165 | 1 032 | 503 | 33.5 | 12.0 | 100.5 | 47.5 | 344 | 164 |
| TOTAL | | | | | | | | | | | | |
| 2002 | 516.0 | 364.6 | 10 626 | 5 869 | 42 874 | 22 617 | 833.5 | 550.8 | 2 604.4 | 1 679.8 | 14 675 | 8 200 |
| 2003 | 510.5 | 355.9 | 11 682 | 6 613 | 46 027 | 25 325 | 827.7 | 535.0 | 2 469.1 | 1 573.9 | 16 479 | 9 143 |
| 2004 | 551.5 | 359.1 | 12 231 | 6 116 | 49 061 | 23 788 | 904.6 | 582.1 | 2 898.6 | 1 766.2 | 16 544 | 8 266 |
| 2005 (e) | 554.4 | 374.8 | 11 119 | 6 391 | 43 608 | 24 259 | 878.8 | 558.4 | 2 821.0 | 1 719.3 | 14 759 | 8 363 |
| 2006 | 534.4 | 329.4 | 10 872 | 5 926 | 42 604 | 21 765 | 818.4 | 479.9 | 2 672.6 | 1 440.5 | 14 131 | 7 642 |

(e) Includes course data which are not assignable to any specific faculty or department.

NON-CREDIT INSTRUCTION (a)

| | 2001-2002 | 2002-2003 | 2003-2004 | 2004-05 | 2005-06 |
|---|-----------|-----------|-----------|---------|---------|
| Adult Education & Lifestyles | | | | | |
| Number of Courses | 412 | 504 | 210 | 179 | 162 |
| Number of Registrations | 6 483 | 6 409 | 3 200 | 2 798 | 2 602 |
| Business | | | | | |
| Number of Courses | 245 | 255 | 227 | 234 | 240 |
| Number of Registrations | 5 280 | 5 411 | 5 087 | 5 087 | 5 540 |
| Languages | | | | | |
| Number of Courses | 145 | 169 | 216 | 250 | 281 |
| Number of Registrations | 2 249 | 2 428 | 2 883 | 3 853 | 4 707 |
| Management Certificate | | | | | |
| Number of Courses | 186 | 187 | 207 | 196 | 182 |
| Number of Registrations | 4 339 | 4 326 | 4 456 | 4 316 | 3 983 |
| Science & Technology | | | | | |
| Number of Courses | 488 | 398 | 336 | 218 | 198 |
| Number of Registrations | 3 975 | 3 268 | 2 239 | 1 696 | 1 484 |
| Training for Employment | | | | | |
| Number of Courses | 91 | 55 | 54 | - | - |
| Number of Registrations | 1 668 | 850 | 534 | - | - |
| Total | | | | | |
| Number of Courses | 1 567 | 1 568 | 1 250 | 1 077 | 1 063 |
| Number of Registrations | 23 994 | 22 692 | 18 399 | 17 750 | 18 316 |

(a) Data are based on the courses offered through Continuing Education for the academic year of July 1st of one year to June 30th of the next.

STAFF

**FULL-TIME EQUIVALENT STAFF BY FACULTY & NON-FACULTY UNIT
2006 (a)**

| Faculty/Non Faculty Units | Senior Administration | Academic (b) | Management & Professional (MaPS) (c) | Support (d) | Total MaPS and Support |
|---|-----------------------|--------------|--------------------------------------|-------------|------------------------|
| Communication & Culture | 1.0 | 39.5 | 2.0 | 6.4 | 8.4 |
| Education | 1.0 | 91.3 | 8.0 | 56.6 | 64.6 |
| Environmental Design | 1.0 | 27.8 | 2.0 | 9.5 | 11.5 |
| Fine Arts | | | | | |
| Dean's Office | 1.0 | - | 3.0 | 10.0 | 13.0 |
| Art | - | 16.7 | - | 5.6 | 5.6 |
| Drama | - | 13.0 | 1.0 | 6.0 | 7.0 |
| Music | - | 17.5 | - | 1.0 | 1.0 |
| Program of Dance | - | 6.0 | - | 1.0 | 1.0 |
| Theatre Services | - | - | 3.0 | 10.0 | 13.0 |
| Total Fine Arts | 1.0 | 53.2 | 7.0 | 33.6 | 40.6 |
| Graduate Studies | 1.0 | - | 3.0 | 17.0 | 20.0 |
| Haskayne School of Business | 1.0 | 76.5 | 11.0 | 52.5 | 63.5 |
| Humanities | | | | | |
| Dean's Office | 1.0 | 1.0 | 3.0 | 3.8 | 6.8 |
| English | - | 40.0 | 1.0 | 4.0 | 5.0 |
| French, Italian & Spanish | - | 17.6 | 1.0 | 2.0 | 3.0 |
| Germanic, Slavic & East Asian Studies | - | 14.0 | 1.0 | 1.0 | 2.0 |
| Greek & Roman Studies | - | 9.0 | 2.0 | 0.7 | 2.7 |
| Philosophy | - | 19.0 | 1.0 | 1.0 | 2.0 |
| Religious Studies | - | 15.0 | 1.0 | 1.0 | 2.0 |
| Total Humanities | 1.0 | 115.6 | 10.0 | 13.5 | 23.5 |
| Kinesiology | 1.0 | 29.0 | 34.5 | 151.7 | 186.2 |
| Law | 1.0 | 16.5 | 6.0 | 8.5 | 14.5 |
| Medicine | | | | | |
| Dean's Office | 1.0 | - | 6.0 | 9.6 | 15.6 |
| Alberta Bone & Joint Health Institute | - | - | - | 3.0 | 3.0 |
| Access IV Masters Biomedical Technology | - | - | 1.0 | - | 1.0 |
| Anaesthesia | - | 6.0 | - | - | 0.0 |
| Animal Resource Centre | - | - | 3.0 | 42.4 | 45.4 |
| Bachelor of Health Science | - | - | 1.0 | 3.0 | 4.0 |
| Biochemistry & Molecular Biology | - | 29.0 | - | - | 0.0 |
| Cardiac Science | - | 18.0 | - | - | 0.0 |
| Cell Biology & Anatomy | - | 14.5 | - | 3.0 | 3.0 |
| Clinical Neurosciences | - | 30.0 | - | - | 0.0 |
| Community Health Sciences | - | 31.0 | - | 10.5 | 10.5 |
| Continuing Medical Education | - | - | 1.0 | 9.0 | 10.0 |
| Critical Care Medicine | - | 6.0 | - | - | 0.0 |
| Faculty of Medicine - Admin Support | - | - | - | 73.5 | 73.5 |
| Family Medicine | - | 20.0 | - | - | 0.0 |
| Graduate Clinical Education | - | - | - | 2.0 | 2.0 |

FULL-TIME EQUIVALENT STAFF BY FACULTY & NON-FACULTY UNIT
2006 (a)

| Faculty/Non Faculty Units | Senior Administration | Academic (b) | Management & & Professional (MaPS) (c) | Support (d) | Total MaPS and Support |
|---|--------------------------|--------------|--|--------------|---------------------------|
| Medicine (Continued) | | | | | |
| Graduate Sciences Education | - | - | - | 7.0 | 7.0 |
| Institute of Infection, Immunity & | - | - | - | 1.0 | 1.0 |
| Institute of Maternal & Child Health | - | - | - | 1.0 | 1.0 |
| Medical Research Support Services | - | - | 3.0 | 8.0 | 11.0 |
| Media Relations | - | - | 0.8 | 1.0 | 1.8 |
| Medical Bioethics | - | - | - | 2.4 | 2.4 |
| Medical Genetics | - | 15.0 | - | - | 0.0 |
| Medical Instructional Resource | - | - | 1.0 | 12.6 | 13.6 |
| Medical IT | - | - | 1.0 | 18.0 | 19.0 |
| Medicine (Department of) | - | 72.0 | - | - | 0.0 |
| Medicine - Communications | - | - | 1.0 | 3.6 | 4.6 |
| Medicine - Fund Development | - | - | 2.0 | 2.0 | 4.0 |
| Medicine Human Resources | - | - | 3.0 | 9.8 | 12.8 |
| Microbiology & Infectious Disease | - | 18.0 | - | - | 0.0 |
| Obstetrics & Gynecology | - | 12.0 | - | 4.0 | 4.0 |
| Oncology | - | 24.0 | - | - | 0.0 |
| Paediatrics | - | 48.0 | - | - | 0.0 |
| Pathology & Laboratory Medicine | - | 32.0 | - | - | 0.0 |
| Pharmacology & Therapeutics | - | 12.0 | - | - | 0.0 |
| Physiology & Biophysics | - | 30.0 | - | 1.0 | 1.0 |
| Psychiatry | - | 17.0 | - | - | 0.0 |
| Radiology | - | 6.0 | - | - | 0.0 |
| Surgery | - | 33.0 | - | - | 0.0 |
| The Hotchkiss Brain Institute | - | - | 1.0 | - | 1.0 |
| University of Calgary Medical Group | - | - | - | 35.3 | 35.3 |
| University of Calgary Medical Clinics | - | - | - | 27.0 | 27.0 |
| Undergrad Medical Education | - | - | 1.0 | 16.0 | 17.0 |
| Total Medicine | 1.0 | 473.5 | 25.8 | 305.7 | 331.5 |
| Nursing | 2.0 | 38.5 | 4.0 | 18.6 | 22.6 |
| Schulich School of Engineering | | | | | |
| Dean's Office | 2.0 | - | 3.0 | 5.7 | 8.7 |
| BioMedical Engineering | - | - | - | 2.0 | 2.0 |
| Calgary Centre for Innovative Technology | - | - | 1.0 | 3.0 | 4.0 |
| Chemical & Petroleum Engineering | - | 25.8 | 2.0 | 13.0 | 15.0 |
| Civil Engineering | - | 23.0 | 2.0 | 8.0 | 10.0 |
| Common Core Program | - | - | - | 2.0 | 2.0 |
| Electrical & Computer Engineering | - | 45.0 | 3.0 | 18.0 | 21.0 |
| Engineering Internship Program | - | - | 2.6 | 1.0 | 3.6 |
| Engineering Undergraduate Studies | - | - | - | 7.0 | 7.0 |
| Engraving Centre | - | - | - | 2.0 | 2.0 |
| Faculty Services | - | - | 1.0 | 8.0 | 9.0 |
| Geomatics Engineering | - | 15.0 | 2.0 | 7.0 | 9.0 |
| Geomatics Engineering Access IV | - | - | - | 1.0 | 1.0 |
| Mechanical & Manufacturing Engineering | - | 34.0 | 2.0 | 12.6 | 14.6 |
| Post Grad Project Management | - | - | - | 1.0 | 1.0 |
| Total Schulich School of Engineering | 2.0 | 142.8 | 18.6 | 91.4 | 110.0 |

FULL-TIME EQUIVALENT STAFF BY FACULTY & NON-FACULTY UNIT
2006 (a)

| Faculty/Non Faculty Units | Senior Administration | Academic (b) | Management & Professional (MaPS) (c) | Support (d) | Total MaPS and Support |
|---------------------------------------|-----------------------|----------------|--------------------------------------|--------------|------------------------|
| Science | | | | | |
| Dean's Office | 1.0 | - | 1.0 | 4.0 | 5.0 |
| Biological Sciences | - | 56.6 | 3.0 | 28.5 | 31.5 |
| BSC Environmental Science Program | - | 1.0 | - | 2.0 | 2.0 |
| Chemistry | - | 29.0 | 2.0 | 18.0 | 20.0 |
| Computer Science | - | 42.5 | 3.0 | 17.0 | 20.0 |
| Geology & Geophysics | - | 30.5 | 1.0 | 13.0 | 14.0 |
| Mathematics & Statistics | - | 44.5 | 2.0 | 8.5 | 10.5 |
| Natural Sciences Program | - | - | - | 1.0 | 1.0 |
| Physics & Astronomy | - | 23.4 | 1.0 | 15.8 | 16.8 |
| Science Workshop | - | - | 1.0 | 5.0 | 6.0 |
| Total Science | 1.0 | 227.5 | 14.0 | 112.8 | 126.8 |
| Social Sciences | | | | | |
| Dean's Office | 2.0 | 1.0 | 5.0 | 5.5 | 10.5 |
| Access IV - MA/MSC | - | - | - | 1.0 | 1.0 |
| Anthropology | - | 10.0 | 1.0 | 4.0 | 5.0 |
| Archaeology | - | 13.5 | 1.0 | 2.7 | 3.7 |
| BSc Earth Science Program | - | - | - | 1.5 | 1.5 |
| Collaborative A - UC/Red Deer College | - | - | 1.0 | 0.5 | 1.5 |
| Economics | - | 27.8 | 1.0 | 3.0 | 4.0 |
| Geography | - | 19.5 | 1.0 | 6.0 | 7.0 |
| History | - | 24.7 | 1.0 | 2.0 | 3.0 |
| Linguistics | - | 9.5 | 1.0 | 0.5 | 1.5 |
| Military & Strategic Studies | - | - | - | 3.4 | 3.4 |
| PhD Clinical Psychology | - | - | - | 1.0 | 1.0 |
| Political Science | - | 21.8 | 1.0 | 2.0 | 3.0 |
| Psychology | - | 28.5 | 1.0 | 7.0 | 8.0 |
| Sociology | - | 22.0 | 1.0 | 3.0 | 4.0 |
| Total Social Sciences | 2.0 | 178.3 | 15.0 | 43.1 | 58.1 |
| Social Work | 1.0 | 43.0 | 4.0 | 11.0 | 15.0 |
| Veterinary Medicine | 1.0 | 18.0 | 3.0 | 3.0 | 6.0 |
| Total Faculty | 19.0 | 1 570.9 | 167.9 | 934.9 | 1 102.8 |
| Non-Faculty Units | | | | | |
| Ancillary Services | 1.0 | - | 7.0 | 59.0 | 66.0 |
| Arctic Institute of North America | - | - | 3.0 | - | 3.0 |
| Campus Infrastructure | - | - | 27.0 | 355.3 | 382.3 |
| Campus Planning | - | - | 7.8 | 1.0 | 8.8 |
| Continuing Education | 1.0 | 1.0 | 15.5 | 39.7 | 55.2 |
| Information Technologies | 1.0 | - | 50.0 | 162.5 | 212.5 |
| Learning Commons | 1.0 | 3.0 | 2.5 | 14.0 | 16.5 |
| Libraries & Cultural Resources | 1.0 | 52.5 | 14.0 | 164.6 | 178.6 |
| Materials Management | 1.0 | - | 7.0 | 60.5 | 67.5 |
| Office of Research Services | - | - | 11.8 | 14.5 | 26.3 |
| President's Office | 13.0 | - | 31.7 | 21.3 | 53.0 |
| Student and Academic Services | 4.0 | 8.8 | 26.8 | 145.9 | 172.7 |
| The International Centre | - | - | - | 1.0 | 1.0 |

FULL-TIME EQUIVALENT STAFF BY FACULTY & NON-FACULTY UNIT
2006 (a)

| Faculty/Non Faculty Units | Senior Administration | Academic (b) | Management & & Professional (MaPS) (c) | Support (d) | Total MaPS and Support |
|--|--------------------------|----------------|--|----------------|---------------------------|
| Non-Faculty Units (Continued) | | | | | |
| University Legal Counsel | - | - | 26.4 | 40.3 | 66.7 |
| VP (External Relations) | 3.0 | - | 13.0 | 14.0 | 27.0 |
| VP (Finance & Services) | 3.0 | - | 129.8 | 80.5 | 210.3 |
| VP (Research & International) | 3.5 | 1.0 | 12.0 | 25.3 | 37.3 |
| Total Non-Faculty | 32.5 | 66.3 | 385.3 | 1 199.4 | 1 584.7 |
| TOTAL FACULTY & NON-FACULTY | 51.5 | 1 637.1 | 553.2 | 2 134.3 | 2 687.5 |

(a) Data is as of December 1, 2006. It is extracted from PeopleSoft HCM on March 26, 2007 and updated on April 13, 2007. This report does not include individuals who are on long-term disability or career stop-out leave on December 1, 2006.

(b) The "Academic" column shows FTE of academic staff holding continuing, contingent term or limited term appointments.

(c) The "MaPS" column shows FTE of management & professional staff holding regular, sessional or limited term appointments.

(d) The "Support" column shows FTE of support staff (AUPE or Exempt) holding regular, sessional or limited term appointments.

**FULL-TIME EQUIVALENT ACADEMIC STAFF BY RANK (a)
2006 (b)**

| | | Male | Female | Total |
|------------------------------------|---------------------|-------------|---------------|--------------|
| Communication & Culture | | | | |
| | Professor | 4.5 | 3.0 | 7.5 |
| | Associate Professor | 7.0 | 5.0 | 12.0 |
| | Assistant Professor | 6.0 | 8.0 | 14.0 |
| | Instructor | 1.0 | 5.0 | 6.0 |
| | Other (Admin/Prof) | - | - | - |
| Total Communication & Culture | | 18.5 | 21.0 | 39.5 |
| Education | | | | |
| | Professor | 14.0 | 10.0 | 24.0 |
| | Associate Professor | 11.3 | 16.0 | 27.3 |
| | Assistant Professor | 9.0 | 18.0 | 27.0 |
| | Instructor | 3.0 | 9.0 | 12.0 |
| | Other (Admin/Prof) | - | 1.0 | 1.0 |
| Total Education | | 37.3 | 54.0 | 91.3 |
| Environmental Design | | | | |
| | Professor | 9.0 | 2.0 | 11.0 |
| | Associate Professor | 6.0 | 2.5 | 8.5 |
| | Assistant Professor | 4.0 | 2.0 | 6.0 |
| | Instructor | 2.3 | - | 2.3 |
| | Other (Admin/Prof) | - | - | - |
| Total Environmental Design | | 21.3 | 6.5 | 27.8 |
| Fine Arts | | | | |
| Art | | | | |
| | Professor | 10.0 | - | 10.0 |
| | Associate Professor | 1.0 | 2.0 | 3.0 |
| | Assistant Professor | 2.0 | 1.0 | 3.0 |
| | Instructor | 0.7 | - | 0.7 |
| | Other (Admin/Prof) | - | - | - |
| Total Art | | 13.7 | 3.0 | 16.7 |
| Drama | | | | |
| | Professor | 3.0 | 2.0 | 5.0 |
| | Associate Professor | 5.0 | 1.0 | 6.0 |
| | Assistant Professor | - | 1.0 | 1.0 |
| | Instructor | 1.0 | - | 1.0 |
| | Other (Admin/Prof) | - | - | - |
| Total Drama | | 9.0 | 4.0 | 13.0 |
| Music | | | | |
| | Professor | 10.0 | 1.0 | 11.0 |
| | Associate Professor | 4.0 | 1.0 | 5.0 |
| | Assistant Professor | - | 1.0 | 1.0 |
| | Instructor | - | 0.5 | 0.5 |
| | Other (Admin/Prof) | - | - | - |
| Total Music | | 14.0 | 3.5 | 17.5 |

FULL-TIME EQUIVALENT ACADEMIC STAFF BY RANK (a)
2006 (b)

| | | Male | Female | Total |
|--|---------------------|------|--------|-------|
| Program of Dance | | | | |
| | Professor | - | 1.0 | 1.0 |
| | Associate Professor | - | 4.0 | 4.0 |
| | Assistant Professor | - | - | - |
| | Instructor | - | 1.0 | 1.0 |
| | Other (Admin/Prof) | - | - | - |
| Total Program of Dance | | 0.0 | 6.0 | 6.0 |
| Fine Arts | | | | |
| | Professor | 23.0 | 4.0 | 27.0 |
| | Associate Professor | 10.0 | 8.0 | 18.0 |
| | Assistant Professor | 2.0 | 3.0 | 5.0 |
| | Instructor | 1.7 | 1.5 | 3.2 |
| | Other (Admin/Prof) | 0.0 | 0.0 | 0.0 |
| Total Fine Arts | | 36.7 | 16.5 | 53.2 |
| Haskayne School of Business | | | | |
| | Professor | 17.0 | 3.0 | 20.0 |
| | Associate Professor | 18.0 | 11.0 | 29.0 |
| | Assistant Professor | 9.0 | 3.5 | 12.5 |
| | Instructor | 9.0 | 6.0 | 15.0 |
| | Other (Admin/Prof) | - | - | - |
| Total Haskayne School of Business | | 53.0 | 23.5 | 76.5 |
| Humanities | | | | |
| Dean's Office | | | | |
| | Professor | - | - | - |
| | Associate Professor | - | 1.0 | 1.0 |
| | Assistant Professor | - | - | - |
| | Instructor | - | - | - |
| | Other (Admin/Prof) | - | - | - |
| Total Dean's office | | 0.0 | 1.0 | 1.0 |
| English | | | | |
| | Professor | 6.0 | 7.0 | 13.0 |
| | Associate Professor | 7.0 | 9.0 | 16.0 |
| | Assistant Professor | 2.0 | 4.0 | 6.0 |
| | Instructor | - | 5.0 | 5.0 |
| | Other (Admin/Prof) | - | - | - |
| Total English | | 15.0 | 25.0 | 40.0 |

FULL-TIME EQUIVALENT ACADEMIC STAFF BY RANK (a)
2006 (b)

| | | Male | Female | Total |
|--|---------------------|-------------|-------------|--------------|
| French, Italian & Spanish | | | | |
| | Professor | 2.6 | 1.0 | 3.6 |
| | Associate Professor | 2.0 | 3.0 | 5.0 |
| | Assistant Professor | 2.0 | 2.0 | 4.0 |
| | Instructor | - | 5.0 | 5.0 |
| | Other (Admin/Prof) | - | - | - |
| Total French, Italian & Spanish | | 6.6 | 11.0 | 17.6 |
| Germanic, Slavic & East Asian Studies | | | | |
| | Professor | 2.0 | 1.0 | 3.0 |
| | Associate Professor | 1.0 | 3.0 | 4.0 |
| | Assistant Professor | - | 3.0 | 3.0 |
| | Instructor | 1.0 | 3.0 | 4.0 |
| | Other (Admin/Prof) | - | - | - |
| Total Germanic, Slavic & East Asian Studies | | 4.0 | 10.0 | 14.0 |
| Greek & Roman Studies | | | | |
| | Professor | 5.0 | - | 5.0 |
| | Associate Professor | - | 2.0 | 2.0 |
| | Assistant Professor | - | 1.0 | 1.0 |
| | Instructor | 1.0 | - | 1.0 |
| | Other (Admin/Prof) | - | - | - |
| Total Greek & Roman Studies | | 6.0 | 3.0 | 9.0 |
| Philosophy | | | | |
| | Professor | 5.0 | - | 5.0 |
| | Associate Professor | 7.0 | 3.5 | 10.5 |
| | Assistant Professor | 1.5 | 2.0 | 3.5 |
| | Instructor | - | - | - |
| | Other (Admin/Prof) | - | - | - |
| Total Philosophy | | 13.5 | 5.5 | 19.0 |
| Religious Studies | | | | |
| | Professor | 7.0 | 1.0 | 8.0 |
| | Associate Professor | 2.0 | 0.5 | 2.5 |
| | Assistant Professor | 1.5 | 1.0 | 2.5 |
| | Instructor | - | 2.0 | 2.0 |
| | Other (Admin/Prof) | - | - | - |
| Total Religious Studies | | 10.5 | 4.5 | 15.0 |
| Humanities | | | | |
| | Professor | 27.6 | 10.0 | 37.6 |
| | Associate Professor | 19.0 | 22.0 | 41.0 |
| | Assistant Professor | 7.0 | 13.0 | 20.0 |
| | Instructor | 2.0 | 15.0 | 17.0 |
| | Other (Admin/Prof) | 0.0 | 0.0 | 0.0 |
| Total Humanities | | 55.6 | 60.0 | 115.6 |

FULL-TIME EQUIVALENT ACADEMIC STAFF BY RANK (a)
2006 (b)

| | | Male | Female | Total |
|--|---------------------|------|--------|-------|
| Kinesiology | | | | |
| | Professor | 7.0 | 2.0 | 9.0 |
| | Associate Professor | 7.0 | 4.0 | 11.0 |
| | Assistant Professor | 2.0 | 2.0 | 4.0 |
| | Instructor | 2.0 | 3.0 | 5.0 |
| | Other (Admin/Prof) | - | - | - |
| Total Kinesiology | | 18.0 | 11.0 | 29.0 |
| Law | | | | |
| | Professor | 7.0 | 3.0 | 10.0 |
| | Associate Professor | - | 2.5 | 2.5 |
| | Assistant Professor | 2.0 | 2.0 | 4.0 |
| | Instructor | - | - | - |
| | Other (Admin/Prof) | - | - | - |
| Total Law | | 9.0 | 7.5 | 16.5 |
| Medicine | | | | |
| Anaesthesia | | | | |
| | Professor | 2.0 | 1.0 | 3.0 |
| | Associate Professor | 3.0 | - | 3.0 |
| | Assistant Professor | - | - | - |
| | Instructor | - | - | - |
| | Other (Admin/Prof) | - | - | - |
| Total Anaesthesia | | 5.0 | 1.0 | 6.0 |
| Biochemistry & Molecular Biology | | | | |
| | Professor | 15.0 | 2.0 | 17.0 |
| | Associate Professor | 1.0 | - | 1.0 |
| | Assistant Professor | 6.0 | 5.0 | 11.0 |
| | Instructor | - | - | - |
| | Other (Admin/Prof) | - | - | - |
| Total Biochemistry & Molecular Biology | | 22.0 | 7.0 | 29.0 |
| Cardiac Science | | | | |
| | Professor | 9.0 | 1.0 | 10.0 |
| | Associate Professor | 4.0 | 3.0 | 7.0 |
| | Assistant Professor | 1.0 | - | 1.0 |
| | Instructor | - | - | - |
| | Other (Admin/Prof) | - | - | - |
| Total Cardiac Science | | 14.0 | 4.0 | 18.0 |
| Cell Biology & Anatomy | | | | |
| | Professor | 6.5 | - | 6.5 |
| | Associate Professor | 5.0 | 1.0 | 6.0 |
| | Assistant Professor | 1.0 | 1.0 | 2.0 |
| | Instructor | - | - | - |
| | Other (Admin/Prof) | - | - | - |
| Total Cell Biology & Anatomy | | 12.5 | 2.0 | 14.5 |

FULL-TIME EQUIVALENT ACADEMIC STAFF BY RANK (a)
2006 (b)

| | | Male | Female | Total |
|--|---------------------|-------------|-------------|-------------|
| Clinical Neurosciences | | | | |
| | Professor | 12.0 | 1.0 | 13.0 |
| | Associate Professor | 4.0 | 1.0 | 5.0 |
| | Assistant Professor | 9.0 | 3.0 | 12.0 |
| | Instructor | - | - | - |
| | Other (Admin/Prof) | - | - | - |
| Total Clinical Neurosciences | | 25.0 | 5.0 | 30.0 |
| Community Health Sciences | | | | |
| | Professor | 10.0 | 5.0 | 15.0 |
| | Associate Professor | 2.0 | 7.0 | 9.0 |
| | Assistant Professor | 4.0 | 3.0 | 7.0 |
| | Instructor | - | - | - |
| | Other (Admin/Prof) | - | - | - |
| Total Community Health Sciences | | 16.0 | 15.0 | 31.0 |
| Critical Care Medicine | | | | |
| | Professor | 1.0 | - | 1.0 |
| | Associate Professor | 4.0 | - | 4.0 |
| | Assistant Professor | 1.0 | - | 1.0 |
| | Instructor | - | - | - |
| | Other (Admin/Prof) | - | - | - |
| Total Critical Care Medicine | | 6.0 | 0.0 | 6.0 |
| Family Medicine | | | | |
| | Professor | 4.0 | - | 4.0 |
| | Associate Professor | 7.0 | 3.0 | 10.0 |
| | Assistant Professor | 2.0 | 4.0 | 6.0 |
| | Instructor | - | - | - |
| | Other (Admin/Prof) | - | - | - |
| Total Family Medicine | | 13.0 | 7.0 | 20.0 |
| Medical Genetics | | | | |
| | Professor | 3.0 | 2.0 | 5.0 |
| | Associate Professor | 3.0 | 1.0 | 4.0 |
| | Assistant Professor | 3.0 | 3.0 | 6.0 |
| | Instructor | - | - | - |
| | Other (Admin/Prof) | - | - | - |
| Total Medical Genetics | | 9.0 | 6.0 | 15.0 |
| Medicine (Department of) | | | | |
| | Professor | 32.0 | 1.0 | 33.0 |
| | Associate Professor | 17.0 | 5.0 | 22.0 |
| | Assistant Professor | 10.0 | 7.0 | 17.0 |
| | Instructor | - | - | - |
| | Other (Admin/Prof) | - | - | - |
| Total Medicine (Department of) | | 59.0 | 13.0 | 72.0 |

FULL-TIME EQUIVALENT ACADEMIC STAFF BY RANK (a)
2006 (b)

| | | Male | Female | Total |
|--|---------------------|-------------|-------------|-------------|
| Microbiology & Infectious Disease | | | | |
| | Professor | 7.0 | 2.0 | 9.0 |
| | Associate Professor | 1.0 | 2.0 | 3.0 |
| | Assistant Professor | 4.0 | 2.0 | 6.0 |
| | Instructor | - | - | - |
| | Other (Admin/Prof) | - | - | - |
| Total Microbiology & Infectious Disease | | 12.0 | 6.0 | 18.0 |
| Obstetrics & Gynecology | | | | |
| | Professor | 2.0 | 2.0 | 4.0 |
| | Associate Professor | 5.0 | 2.0 | 7.0 |
| | Assistant Professor | - | 1.0 | 1.0 |
| | Instructor | - | - | - |
| | Other (Admin/Prof) | - | - | - |
| Total Obstetrics & Gynecology | | 7.0 | 5.0 | 12.0 |
| Oncology | | | | |
| | Professor | 4.0 | - | 4.0 |
| | Associate Professor | 6.0 | 1.0 | 7.0 |
| | Assistant Professor | 9.0 | 4.0 | 13.0 |
| | Instructor | - | - | - |
| | Other (Admin/Prof) | - | - | - |
| Total Oncology | | 19.0 | 5.0 | 24.0 |
| Paediatrics | | | | |
| | Professor | 5.0 | 4.0 | 9.0 |
| | Associate Professor | 9.0 | 5.0 | 14.0 |
| | Assistant Professor | 12.0 | 13.0 | 25.0 |
| | Instructor | - | - | - |
| | Other (Admin/Prof) | - | - | - |
| Total Paediatrics | | 26.0 | 22.0 | 48.0 |
| Pathology & Laboratory Medicine | | | | |
| | Professor | 6.0 | 3.0 | 9.0 |
| | Associate Professor | 9.0 | 4.0 | 13.0 |
| | Assistant Professor | 6.0 | 4.0 | 10.0 |
| | Instructor | - | - | - |
| | Other (Admin/Prof) | - | - | - |
| Total Pathology & Laboratory Medicine | | 21.0 | 11.0 | 32.0 |
| Pharmacology & Therapeutics | | | | |
| | Professor | 7.0 | - | 7.0 |
| | Associate Professor | 2.0 | 1.0 | 3.0 |
| | Assistant Professor | - | 2.0 | 2.0 |
| | Instructor | - | - | - |
| | Other (Admin/Prof) | - | - | - |
| Total Pharmacology & Therapeutics | | 9.0 | 3.0 | 12.0 |

FULL-TIME EQUIVALENT ACADEMIC STAFF BY RANK (a)
2006 (b)

| | | Male | Female | Total |
|--|---------------------|--------------|--------------|--------------|
| Physiology & Biophysics | | | | |
| | Professor | 17.0 | 2.0 | 19.0 |
| | Associate Professor | 7.0 | 1.0 | 8.0 |
| | Assistant Professor | 2.0 | 1.0 | 3.0 |
| | Instructor | - | - | - |
| | Other (Admin/Prof) | - | - | - |
| Total Physiology & Biophysics | | 26.0 | 4.0 | 30.0 |
| Psychiatry | | | | |
| | Professor | 4.0 | - | 4.0 |
| | Associate Professor | 3.0 | 3.0 | 6.0 |
| | Assistant Professor | 3.0 | 4.0 | 7.0 |
| | Instructor | - | - | - |
| | Other (Admin/Prof) | - | - | - |
| Total Psychiatry | | 10.0 | 7.0 | 17.0 |
| Radiology | | | | |
| | Professor | 3.0 | - | 3.0 |
| | Associate Professor | 2.0 | - | 2.0 |
| | Assistant Professor | 1.0 | - | 1.0 |
| | Instructor | - | - | - |
| | Other (Admin/Prof) | - | - | - |
| Total Radiology | | 6.0 | 0.0 | 6.0 |
| Surgery | | | | |
| | Professor | 12.0 | - | 12.0 |
| | Associate Professor | 8.0 | 1.0 | 9.0 |
| | Assistant Professor | 9.0 | 3.0 | 12.0 |
| | Instructor | - | - | - |
| | Other (Admin/Prof) | - | - | - |
| Total Surgery | | 29.0 | 4.0 | 33.0 |
| Medicine | | | | |
| | Professor | 161.5 | 26.0 | 187.5 |
| | Associate Professor | 102.0 | 41.0 | 143.0 |
| | Assistant Professor | 83.0 | 60.0 | 143.0 |
| | Instructor | 0.0 | 0.0 | 0.0 |
| | Other (Admin/Prof) | 0.0 | 0.0 | 0.0 |
| Total Medicine | | 346.5 | 127.0 | 473.5 |
| Nursing | | | | |
| | Professor | - | 2.0 | 2.0 |
| | Associate Professor | 1.0 | 16.0 | 17.0 |
| | Assistant Professor | 1.0 | 8.0 | 9.0 |
| | Instructor | - | 10.5 | 10.5 |
| | Other (Admin/Prof) | - | - | - |
| Total Nursing | | 2.0 | 36.5 | 38.5 |

FULL-TIME EQUIVALENT ACADEMIC STAFF BY RANK (a)
2006 (b)

| | | Male | Female | Total |
|--|---------------------|-------|--------|-------|
| Schulich School of Engineering | | | | |
| Chemical & Petroleum Engineering | | | | |
| | Professor | 13.8 | - | 13.8 |
| | Associate Professor | 4.0 | 2.0 | 6.0 |
| | Assistant Professor | 5.0 | 1.0 | 6.0 |
| | Instructor | - | - | - |
| | Other (Admin/Prof) | - | - | - |
| Total Chemical & Petroleum Engineering | | 22.8 | 3.0 | 25.8 |
| Civil Engineering | | | | |
| | Professor | 13.0 | - | 13.0 |
| | Associate Professor | 4.0 | 1.0 | 5.0 |
| | Assistant Professor | 3.0 | 2.0 | 5.0 |
| | Instructor | - | - | - |
| | Other (Admin/Prof) | - | - | - |
| Total Civil Engineering | | 20.0 | 3.0 | 23.0 |
| Electrical & Computer Engineering | | | | |
| | Professor | 16.0 | - | 16.0 |
| | Associate Professor | 10.0 | 3.0 | 13.0 |
| | Assistant Professor | 10.0 | 3.0 | 13.0 |
| | Instructor | 3.0 | - | 3.0 |
| | Other (Admin/Prof) | - | - | - |
| Total Electrical & Computer Engineering | | 39.0 | 6.0 | 45.0 |
| Geomatics Engineering | | | | |
| | Professor | 6.0 | 1.0 | 7.0 |
| | Associate Professor | 3.0 | 2.0 | 5.0 |
| | Assistant Professor | 2.0 | 1.0 | 3.0 |
| | Instructor | - | - | - |
| | Other (Admin/Prof) | - | - | - |
| Total Geomatics Engineering | | 11.0 | 4.0 | 15.0 |
| Mechanical & Manufacturing Engineering | | | | |
| | Professor | 8.0 | 1.0 | 9.0 |
| | Associate Professor | 14.0 | 1.0 | 15.0 |
| | Assistant Professor | 7.0 | - | 7.0 |
| | Instructor | 2.0 | 1.0 | 3.0 |
| | Other (Admin/Prof) | - | - | - |
| Total Mechanical & Manufacturing Engineering | | 31.0 | 3.0 | 34.0 |
| Engineering | | | | |
| | Professor | 56.8 | 2.0 | 58.8 |
| | Associate Professor | 35.0 | 9.0 | 44.0 |
| | Assistant Professor | 27.0 | 7.0 | 34.0 |
| | Instructor | 5.0 | 1.0 | 6.0 |
| | Other (Admin/Prof) | 0.0 | 0.0 | 0.0 |
| Total Engineering | | 123.8 | 19.0 | 142.8 |

FULL-TIME EQUIVALENT ACADEMIC STAFF BY RANK (a)
2006 (b)

| | | Male | Female | Total |
|---|---------------------|------|--------|-------|
| Science | | | | |
| Biological Sciences | | | | |
| | Professor | 25.6 | - | 25.6 |
| | Associate Professor | 8.0 | 3.0 | 11.0 |
| | Assistant Professor | 8.0 | 3.0 | 11.0 |
| | Instructor | 5.0 | 4.0 | 9.0 |
| | Other (Admin/Prof) | - | - | - |
| Total Biological Sciences | | 46.6 | 10.0 | 56.6 |
| BSC Environmental Science Program | | | | |
| | Professor | - | - | - |
| | Associate Professor | 1.0 | - | 1.0 |
| | Assistant Professor | - | - | - |
| | Instructor | - | - | - |
| | Other (Admin/Prof) | - | - | - |
| Total BSC Environmental Science Program | | 1.0 | 0.0 | 1.0 |
| Chemistry | | | | |
| | Professor | 8.0 | 1.0 | 9.0 |
| | Associate Professor | 2.0 | - | 2.0 |
| | Assistant Professor | 8.0 | 2.0 | 10.0 |
| | Instructor | 5.0 | 3.0 | 8.0 |
| | Other (Admin/Prof) | - | - | - |
| Total Chemistry | | 23.0 | 6.0 | 29.0 |
| Computer Science | | | | |
| | Professor | 13.0 | - | 13.0 |
| | Associate Professor | 8.0 | 3.5 | 11.5 |
| | Assistant Professor | 9.0 | - | 9.0 |
| | Instructor | 6.0 | 3.0 | 9.0 |
| | Other (Admin/Prof) | - | - | - |
| Total Computer Science | | 36.0 | 6.5 | 42.5 |
| Geology & Geophysics | | | | |
| | Professor | 17.0 | 2.0 | 19.0 |
| | Associate Professor | 3.5 | 1.0 | 4.5 |
| | Assistant Professor | 3.0 | - | 3.0 |
| | Instructor | - | 4.0 | 4.0 |
| | Other (Admin/Prof) | - | - | - |
| Total Geology & Geophysics | | 23.5 | 7.0 | 30.5 |
| Mathematics & Statistics | | | | |
| | Professor | 20.0 | - | 20.0 |
| | Associate Professor | 7.0 | 1.5 | 8.5 |
| | Assistant Professor | 7.0 | 2.0 | 9.0 |
| | Instructor | 5.0 | 2.0 | 7.0 |
| | Other (Admin/Prof) | - | - | - |
| Total Mathematics & Statistics | | 39.0 | 5.5 | 44.5 |

FULL-TIME EQUIVALENT ACADEMIC STAFF BY RANK (a)
2006 (b)

| | | Male | Female | Total |
|--------------------------------------|---------------------|--------------|-------------|--------------|
| Physics & Astronomy | | | | |
| | Professor | 5.4 | 1.0 | 6.4 |
| | Associate Professor | 10.0 | 1.0 | 11.0 |
| | Assistant Professor | 2.0 | 1.0 | 3.0 |
| | Instructor | 3.0 | - | 3.0 |
| | Other (Admin/Prof) | - | - | - |
| Total Physics & Astronomy | | 20.4 | 3.0 | 23.4 |
| Science | | | | |
| | Professor | 89.0 | 4.0 | 93.0 |
| | Associate Professor | 39.5 | 10.0 | 49.5 |
| | Assistant Professor | 37.0 | 8.0 | 45.0 |
| | Instructor | 24.0 | 16.0 | 40.0 |
| | Other (Admin/Prof) | 0.0 | 0.0 | 0.0 |
| Total Science | | 189.5 | 38.0 | 227.5 |
| Social Sciences | | | | |
| Dean's Office | | | | |
| | Professor | - | - | - |
| | Associate Professor | - | - | - |
| | Assistant Professor | - | 0.5 | 0.5 |
| | Instructor | - | 0.5 | 0.5 |
| | Other (Admin/Prof) | - | - | - |
| Total Dean's Office | | 0.0 | 1.0 | 1.0 |
| Anthropology | | | | |
| | Professor | 1.0 | 3.0 | 4.0 |
| | Associate Professor | 1.0 | 1.0 | 2.0 |
| | Assistant Professor | 2.0 | 2.0 | 4.0 |
| | Instructor | - | - | - |
| | Other (Admin/Prof) | - | - | - |
| Total Anthropology | | 4.0 | 6.0 | 10.0 |
| Archaeology | | | | |
| | Professor | 3.0 | 1.0 | 4.0 |
| | Associate Professor | 3.0 | 1.5 | 4.5 |
| | Assistant Professor | 3.0 | 2.0 | 5.0 |
| | Instructor | - | - | - |
| | Other (Admin/Prof) | - | - | - |
| Total Archaeology | | 9.0 | 4.5 | 13.5 |
| Economics | | | | |
| | Professor | 12.8 | 1.0 | 13.8 |
| | Associate Professor | 10.0 | 1.0 | 11.0 |
| | Assistant Professor | - | 1.0 | 1.0 |
| | Instructor | 2.0 | - | 2.0 |
| | Other (Admin/Prof) | - | - | - |
| Total Economics | | 24.8 | 3.0 | 27.8 |

FULL-TIME EQUIVALENT ACADEMIC STAFF BY RANK (a)
2006 (b)

| | | Male | Female | Total |
|-------------------------|---------------------|------|--------|-------|
| Geography | Professor | 3.0 | 1.0 | 4.0 |
| | Associate Professor | 5.5 | 4.0 | 9.5 |
| | Assistant Professor | 4.0 | 2.0 | 6.0 |
| | Instructor | - | - | - |
| | Other (Admin/Prof) | - | - | - |
| Total Geography | | 12.5 | 7.0 | 19.5 |
| History | Professor | 8.0 | 2.0 | 10.0 |
| | Associate Professor | 7.7 | 2.0 | 9.7 |
| | Assistant Professor | 2.0 | 2.0 | 4.0 |
| | Instructor | - | 1.0 | 1.0 |
| | Other (Admin/Prof) | - | - | - |
| Total History | | 17.7 | 7.0 | 24.7 |
| Linguistics | Professor | 2.0 | 1.0 | 3.0 |
| | Associate Professor | 1.0 | 2.0 | 3.0 |
| | Assistant Professor | 1.0 | 2.5 | 3.5 |
| | Instructor | - | - | - |
| | Other (Admin/Prof) | - | - | - |
| Total Linguistics | | 4.0 | 5.5 | 9.5 |
| Political Science | Professor | 10.5 | - | 10.5 |
| | Associate Professor | 4.3 | 3.0 | 7.3 |
| | Assistant Professor | 3.0 | 1.0 | 4.0 |
| | Instructor | - | - | - |
| | Other (Admin/Prof) | - | - | - |
| Total Political Science | | 17.8 | 4.0 | 21.8 |
| Psychology | Professor | 10.0 | 3.0 | 13.0 |
| | Associate Professor | 7.0 | 5.0 | 12.0 |
| | Assistant Professor | 3.0 | 0.5 | 3.5 |
| | Instructor | - | - | - |
| | Other (Admin/Prof) | - | - | - |
| Total Psychology | | 20.0 | 8.5 | 28.5 |
| Sociology | Professor | 6.0 | 1.0 | 7.0 |
| | Associate Professor | 5.0 | 7.0 | 12.0 |
| | Assistant Professor | - | 3.0 | 3.0 |
| | Instructor | - | - | - |
| | Other (Admin/Prof) | - | - | - |
| Total Sociology | | 11.0 | 11.0 | 22.0 |

FULL-TIME EQUIVALENT ACADEMIC STAFF BY RANK (a)
2006 (b)

| | | Male | Female | Total |
|----------------------------------|---------------------|--------|--------|--------|
| Social Sciences | | | | |
| | Professor | 56.3 | 13.0 | 69.3 |
| | Associate Professor | 44.5 | 26.5 | 71.0 |
| | Assistant Professor | 18.0 | 16.5 | 34.5 |
| | Instructor | 2.0 | 1.5 | 3.5 |
| | Other (Admin/Prof) | 0.0 | 0.0 | 0.0 |
| Total Social Sciences | | 120.8 | 57.5 | 178.3 |
| Social Work | | | | |
| | Professor | 12.0 | 5.0 | 17.0 |
| | Associate Professor | 3.0 | 7.0 | 10.0 |
| | Assistant Professor | 5.0 | 5.0 | 10.0 |
| | Instructor | 1.0 | 5.0 | 6.0 |
| | Other (Admin/Prof) | - | - | - |
| Total Social Work | | 21.0 | 22.0 | 43.0 |
| Veterinary Medicine | | | | |
| | Professor | 7.0 | - | 7.0 |
| | Associate Professor | 1.0 | 2.0 | 3.0 |
| | Assistant Professor | 5.0 | 3.0 | 8.0 |
| | Instructor | - | - | - |
| | Other (Admin/Prof) | - | - | - |
| Total Veterinary Medicine | | 13.0 | 5.0 | 18.0 |
| Total Faculty | | | | |
| | Professor | 491.6 | 89.0 | 580.6 |
| | Associate Professor | 304.3 | 182.5 | 486.8 |
| | Assistant Professor | 217.0 | 159.0 | 376.0 |
| | Instructor | 53.0 | 73.5 | 126.5 |
| | Other (Admin/Prof) | 0.0 | 1.0 | 1.0 |
| Total Faculty | | 1065.9 | 505.0 | 1570.9 |
| Non-faculty Units | | | | |
| Continuing Education | | | | |
| | Professor | - | - | - |
| | Associate Professor | - | - | - |
| | Assistant Professor | - | - | - |
| | Instructor | - | 1.0 | 1.0 |
| | Other (Admin/Prof) | - | - | - |
| Learning Commons | | | | |
| The Teaching & Learning Centre | | | | |
| | Professor | - | - | - |
| | Associate Professor | - | - | - |
| | Assistant Professor | - | - | - |
| | Instructor | 1.0 | 2.0 | 3.0 |
| | Other (Admin/Prof) | - | - | - |

FULL-TIME EQUIVALENT ACADEMIC STAFF BY RANK (a)
2006 (b)

| | | Male | Female | Total |
|---|---------------------|------|--------|-------|
| Libraries & Cultural Resources | | | | |
| Libraries & Cultural Resources | | | | |
| | Professor | - | - | - |
| | Associate Professor | - | - | - |
| | Assistant Professor | - | - | - |
| | Instructor | - | - | - |
| | Other (Admin/Prof) | 7.0 | 33.0 | 40.0 |
| Nickle Arts Museum | | | | |
| | Professor | - | - | - |
| | Associate Professor | - | - | - |
| | Assistant Professor | - | - | - |
| | Instructor | - | - | - |
| | Other (Admin/Prof) | - | 4.5 | 4.5 |
| University Archives | | | | |
| | Professor | - | - | - |
| | Associate Professor | - | - | - |
| | Assistant Professor | - | - | - |
| | Instructor | - | - | - |
| | Other (Admin/Prof) | - | 6.0 | 6.0 |
| University Libraries - New Pro | | | | |
| | Professor | - | - | - |
| | Associate Professor | - | - | - |
| | Assistant Professor | - | - | - |
| | Instructor | - | - | - |
| | Other (Admin/Prof) | 1.0 | 1.0 | 2.0 |
| Student and Academic Services | | | | |
| Native Centre | | | | |
| | Professor | - | - | - |
| | Associate Professor | - | - | - |
| | Assistant Professor | - | - | - |
| | Instructor | - | - | - |
| | Other (Admin/Prof) | - | 1.0 | 1.0 |
| The Health and Wellness Centre | | | | |
| | Professor | - | - | - |
| | Associate Professor | - | - | - |
| | Assistant Professor | - | - | - |
| | Instructor | - | - | - |
| | Other (Admin/Prof) | 2.8 | 5.0 | 7.8 |
| VP (Research & International) | | | | |
| ISEEE | | | | |
| | Professor | 1.0 | - | 1.0 |
| | Associate Professor | - | - | - |
| | Assistant Professor | - | - | - |
| | Instructor | - | - | - |
| | Other (Admin/Prof) | - | - | - |

FULL-TIME EQUIVALENT ACADEMIC STAFF BY RANK (a)
2006 (b)

| | Male | Female | Total |
|--------------------------------|--------|--------|--------|
| Non-faculty Units | | | |
| Professor | 1.0 | 0.0 | 1.0 |
| Associate Professor | 0.0 | 0.0 | 0.0 |
| Assistant Professor | 0.0 | 0.0 | 0.0 |
| Instructor | 1.0 | 3.0 | 4.0 |
| Other (Admin/Prof) | 10.8 | 50.5 | 61.3 |
| Total Non-faculty Units | 12.8 | 53.5 | 66.3 |
| Total University | | | |
| Professor | 492.6 | 89.0 | 581.6 |
| Associate Professor | 304.3 | 182.5 | 486.8 |
| Assistant Professor | 217.0 | 159.0 | 376.0 |
| Instructor | 54.0 | 76.5 | 130.5 |
| Other (Admin/Prof) | 10.8 | 51.5 | 62.3 |
| Total University | 1078.6 | 558.5 | 1637.1 |

(a) This report shows FTE of academic staff holding continuing, contingent term or limited term appointments. Excludes senior administration.

(b) Data is as of December 1, 2006. It is extracted from PeopleSoft HCM on March 26, 2007 and updated on April 13, 2007. This report does not include individuals who are on long-term disability or career stop-out leave on December 1, 2006.

"Other (Admin/Prof)" includes librarians, curators, archivists.

**FULL- & PART-TIME FTE
FACULTY & NON-FACULTY UNIT, 2006 (a)**

| Faculty/Non Faculty Units | | Senior Administration | | | Academic (b) | | | Management & Professional (MaPS) (c) | | | Support (d) | | | Total | | |
|---------------------------------------|-----------|-----------------------|-----|-------|--------------|------|-------|--------------------------------------|-----|-------|-------------|------|-------|-------|-------|-------|
| | | M | F | Total | M | F | Total | M | F | Total | M | F | Total | M | F | Total |
| Faculty | | | | | | | | | | | | | | | | |
| Communication & Culture | Full-time | - | 1.0 | 1.0 | 18.5 | 21.0 | 39.5 | - | 2.0 | 2.0 | - | 6.0 | 6.0 | 18.5 | 30.0 | 48.5 |
| | Part-time | - | - | 0.0 | - | - | 0.0 | - | - | 0.0 | - | 0.4 | 0.4 | 0.0 | 0.4 | 0.4 |
| | Total | 0.0 | 1.0 | 1.0 | 18.5 | 21.0 | 39.5 | 0.0 | 2.0 | 2.0 | 0.0 | 6.4 | 6.4 | 18.5 | 30.4 | 48.9 |
| Education | Full-time | - | 1.0 | 1.0 | 37.3 | 54.0 | 91.3 | 1.0 | 7.0 | 8.0 | 3.0 | 51.0 | 54.0 | 41.3 | 113.0 | 154.3 |
| | Part-time | - | - | 0.0 | - | - | 0.0 | - | - | 0.0 | 0.5 | 2.1 | 2.6 | 0.5 | 2.1 | 2.6 |
| | Total | 0.0 | 1.0 | 1.0 | 37.3 | 54.0 | 91.3 | 1.0 | 7.0 | 8.0 | 3.5 | 53.1 | 56.6 | 41.8 | 115.1 | 156.9 |
| Environmental Design | Full-time | 1.0 | - | 1.0 | 21.3 | 6.5 | 27.8 | - | 2.0 | 2.0 | 3.0 | 6.0 | 9.0 | 25.3 | 14.5 | 39.8 |
| | Part-time | - | - | 0.0 | - | - | 0.0 | - | - | 0.0 | - | 0.5 | 0.5 | 0.0 | 0.5 | 0.5 |
| | Total | 1.0 | 0.0 | 1.0 | 21.3 | 6.5 | 27.8 | 0.0 | 2.0 | 2.0 | 3.0 | 6.5 | 9.5 | 25.3 | 15.0 | 40.3 |
| Fine Arts | | | | | | | | | | | | | | | | |
| Dean's Office | Full-time | - | 1.0 | 1.0 | - | - | 0.0 | 1.0 | 2.0 | 3.0 | 1.0 | 9.0 | 10.0 | 2.0 | 12.0 | 14.0 |
| | Part-time | - | - | 0.0 | - | - | 0.0 | - | - | 0.0 | - | - | 0.0 | 0.0 | 0.0 | 0.0 |
| | Total | 0.0 | 1.0 | 1.0 | 0.0 | 0.0 | 0.0 | 1.0 | 2.0 | 3.0 | 1.0 | 9.0 | 10.0 | 2.0 | 12.0 | 14.0 |
| Art | Full-time | - | - | 0.0 | 13.7 | 3.0 | 16.7 | - | - | 0.0 | 2.0 | 2.0 | 4.0 | 15.7 | 5.0 | 20.7 |
| | Part-time | - | - | 0.0 | - | - | 0.0 | - | - | 0.0 | 0.8 | 0.8 | 1.6 | 0.8 | 0.8 | 1.6 |
| | Total | 0.0 | 0.0 | 0.0 | 13.7 | 3.0 | 16.7 | 0.0 | 0.0 | 0.0 | 2.8 | 2.8 | 5.6 | 16.5 | 5.8 | 22.3 |
| Drama | Full-time | - | - | 0.0 | 9.0 | 4.0 | 13.0 | 1.0 | - | 1.0 | 1.0 | 5.0 | 6.0 | 11.0 | 9.0 | 20.0 |
| | Part-time | - | - | 0.0 | - | - | 0.0 | - | - | 0.0 | - | - | 0.0 | 0.0 | 0.0 | 0.0 |
| | Total | 0.0 | 0.0 | 0.0 | 9.0 | 4.0 | 13.0 | 1.0 | 0.0 | 1.0 | 1.0 | 5.0 | 6.0 | 11.0 | 9.0 | 20.0 |
| Music | Full-time | - | - | 0.0 | 14.0 | 3.0 | 17.0 | - | - | 0.0 | - | 1.0 | 1.0 | 14.0 | 4.0 | 18.0 |
| | Part-time | - | - | 0.0 | - | 0.5 | 0.5 | - | - | 0.0 | - | - | 0.0 | 0.0 | 0.5 | 0.5 |
| | Total | 0.0 | 0.0 | 0.0 | 14.0 | 3.5 | 17.5 | 0.0 | 0.0 | 0.0 | 0.0 | 1.0 | 1.0 | 14.0 | 4.5 | 18.5 |
| Program of Dance | Full-time | - | - | 0.0 | - | 6.0 | 6.0 | - | - | 0.0 | - | 1.0 | 1.0 | 0.0 | 7.0 | 7.0 |
| | Part-time | - | - | 0.0 | - | - | 0.0 | - | - | 0.0 | - | - | 0.0 | 0.0 | 0.0 | 0.0 |
| | Total | 0.0 | 0.0 | 0.0 | 0.0 | 6.0 | 6.0 | 0.0 | 0.0 | 0.0 | 0.0 | 1.0 | 1.0 | 0.0 | 7.0 | 7.0 |
| Theatre Services | Full-time | - | - | 0.0 | - | - | 0.0 | 2.0 | 1.0 | 3.0 | 8.0 | 2.0 | 10.0 | 10.0 | 3.0 | 13.0 |
| | Part-time | - | - | 0.0 | - | - | 0.0 | - | - | 0.0 | - | - | 0.0 | 0.0 | 0.0 | 0.0 |
| | Total | 0.0 | 0.0 | 0.0 | 0.0 | 0.0 | 0.0 | 2.0 | 1.0 | 3.0 | 8.0 | 2.0 | 10.0 | 10.0 | 3.0 | 13.0 |
| Total Fine Arts | Full-time | 0.0 | 1.0 | 1.0 | 36.7 | 16.0 | 52.7 | 4.0 | 3.0 | 7.0 | 12.0 | 20.0 | 32.0 | 52.7 | 40.0 | 92.7 |
| | Part-time | 0.0 | 0.0 | 0.0 | 0.0 | 0.5 | 0.5 | 0.0 | 0.0 | 0.0 | 0.8 | 0.8 | 1.6 | 0.8 | 1.3 | 2.1 |
| | Total | 0.0 | 1.0 | 1.0 | 36.7 | 16.5 | 53.2 | 4.0 | 3.0 | 7.0 | 12.8 | 20.8 | 33.6 | 53.5 | 41.3 | 94.8 |
| Graduate Studies | Full-time | 1.0 | - | 1.0 | - | - | 0.0 | 1.0 | 2.0 | 3.0 | - | 17.0 | 17.0 | 2.0 | 19.0 | 21.0 |
| | Part-time | - | - | 0.0 | - | - | 0.0 | - | - | 0.0 | - | - | 0.0 | 0.0 | 0.0 | 0.0 |
| | Total | 1.0 | 0.0 | 1.0 | 0.0 | 0.0 | 0.0 | 1.0 | 2.0 | 3.0 | 0.0 | 17.0 | 17.0 | 2.0 | 19.0 | 21.0 |
| Haskayne School of Business | Full-time | 1.0 | - | 1.0 | 53.0 | 23.0 | 76.0 | 2.0 | 9.0 | 11.0 | 4.0 | 45.0 | 49.0 | 60.0 | 77.0 | 137.0 |
| | Part-time | - | - | 0.0 | - | 0.5 | 0.5 | - | - | 0.0 | 0.5 | 3.0 | 3.5 | 0.5 | 3.5 | 4.0 |
| | Total | 1.0 | 0.0 | 1.0 | 53.0 | 23.5 | 76.5 | 2.0 | 9.0 | 11.0 | 4.5 | 48.0 | 52.5 | 60.5 | 80.5 | 141.0 |
| Humanities | | | | | | | | | | | | | | | | |
| Dean's Office | Full-time | 1.0 | - | 1.0 | - | 1.0 | 1.0 | - | 3.0 | 3.0 | - | 3.0 | 3.0 | 1.0 | 7.0 | 8.0 |
| | Part-time | - | - | 0.0 | - | - | 0.0 | - | - | 0.0 | - | 0.8 | 0.8 | 0.0 | 0.8 | 0.8 |
| | Total | 1.0 | 0.0 | 1.0 | 0.0 | 1.0 | 1.0 | 0.0 | 3.0 | 3.0 | 0.0 | 3.8 | 3.8 | 1.0 | 7.8 | 8.8 |
| English | Full-time | - | - | 0.0 | 15.0 | 25.0 | 40.0 | - | 1.0 | 1.0 | - | 4.0 | 4.0 | 15.0 | 30.0 | 45.0 |
| | Part-time | - | - | 0.0 | - | - | 0.0 | - | - | 0.0 | - | - | 0.0 | 0.0 | 0.0 | 0.0 |
| | Total | 0.0 | 0.0 | 0.0 | 15.0 | 25.0 | 40.0 | 0.0 | 1.0 | 1.0 | 0.0 | 4.0 | 4.0 | 15.0 | 30.0 | 45.0 |
| French, Italian & Spanish | Full-time | - | - | 0.0 | 6.0 | 11.0 | 17.0 | - | 1.0 | 1.0 | - | 2.0 | 2.0 | 6.0 | 14.0 | 20.0 |
| | Part-time | - | - | 0.0 | 0.6 | - | 0.6 | - | - | 0.0 | - | - | 0.0 | 0.6 | 0.0 | 0.6 |
| | Total | 0.0 | 0.0 | 0.0 | 6.6 | 11.0 | 17.6 | 0.0 | 1.0 | 1.0 | 0.0 | 2.0 | 2.0 | 6.6 | 14.0 | 20.6 |
| Germanic, Slavic & East Asian Studies | Full-time | - | - | 0.0 | 4.0 | 10.0 | 14.0 | - | 1.0 | 1.0 | - | 1.0 | 1.0 | 4.0 | 12.0 | 16.0 |
| | Part-time | - | - | 0.0 | - | - | 0.0 | - | - | 0.0 | - | - | 0.0 | 0.0 | 0.0 | 0.0 |
| | Total | 0.0 | 0.0 | 0.0 | 4.0 | 10.0 | 14.0 | 0.0 | 1.0 | 1.0 | 0.0 | 1.0 | 1.0 | 4.0 | 12.0 | 16.0 |
| Greek & Roman Studies | Full-time | - | - | 0.0 | 6.0 | 3.0 | 9.0 | - | 2.0 | 2.0 | - | - | 0.0 | 6.0 | 5.0 | 11.0 |
| | Part-time | - | - | 0.0 | - | - | 0.0 | - | - | 0.0 | - | 0.7 | 0.7 | 0.0 | 0.7 | 0.7 |
| | Total | 0.0 | 0.0 | 0.0 | 6.0 | 3.0 | 9.0 | 0.0 | 2.0 | 2.0 | 0.0 | 0.7 | 0.7 | 6.0 | 5.7 | 11.7 |

**FULL-TIME EQUIVALENT STAFF BY FULL- & PART-TIME
BY FACULTY & NON-FACULTY UNIT, 2006 (a)**

| Faculty/Non Faculty Units | | Senior Administration | | | Academic (b) | | | Management & Professional (MaPS) (c) | | | Support (d) | | | Total | | | |
|--|---------------|-----------------------|-----|-------|--------------|------|-------|--------------------------------------|------|-------|-------------|------|-------|-------|-------|-------|------|
| | | M | F | Total | M | F | Total | M | F | Total | M | F | Total | M | F | Total | |
| Philosophy | Full-time | - | - | 0.0 | 13.5 | 5.5 | 19.0 | - | 1.0 | 1.0 | - | 1.0 | 1.0 | 13.5 | 7.5 | 21.0 | |
| | Part-time | - | - | 0.0 | - | - | 0.0 | - | - | 0.0 | - | 0.0 | 0.0 | 0.0 | 0.0 | 0.0 | |
| | Total | 0.0 | 0.0 | 0.0 | 13.5 | 5.5 | 19.0 | 0.0 | 1.0 | 1.0 | 0.0 | 1.0 | 1.0 | 13.5 | 7.5 | 21.0 | |
| Religious Studies | Full-time | - | - | 0.0 | 10.5 | 4.5 | 15.0 | - | 1.0 | 1.0 | - | 1.0 | 1.0 | 10.5 | 6.5 | 17.0 | |
| | Part-time | - | - | 0.0 | - | - | 0.0 | - | - | 0.0 | - | 0.0 | 0.0 | 0.0 | 0.0 | 0.0 | |
| | Total | 0.0 | 0.0 | 0.0 | 10.5 | 4.5 | 15.0 | 0.0 | 1.0 | 1.0 | 0.0 | 1.0 | 1.0 | 10.5 | 6.5 | 17.0 | |
| Total Humanities | Full-time | 1.0 | 0.0 | 1.0 | 55.0 | 60.0 | 115.0 | 0.0 | 10.0 | 10.0 | 0.0 | 12.0 | 12.0 | 56.0 | 82.0 | 138.0 | |
| | Part-time | 0.0 | 0.0 | 0.0 | 0.6 | 0.0 | 0.6 | 0.0 | 0.0 | 0.0 | 0.0 | 1.5 | 1.5 | 0.6 | 1.5 | 2.1 | |
| | Total | 1.0 | 0.0 | 1.0 | 55.6 | 60.0 | 115.6 | 0.0 | 10.0 | 10.0 | 0.0 | 13.5 | 13.5 | 56.6 | 83.5 | 140.1 | |
| Kinesiology | Full-time | 1.0 | - | 1.0 | 18.0 | 11.0 | 29.0 | 20.0 | 14.0 | 34.0 | 65.0 | 73.0 | 138.0 | 104.0 | 98.0 | 202.0 | |
| | Part-time | - | - | 0.0 | - | - | 0.0 | - | 0.5 | 0.5 | 5.0 | 8.7 | 13.7 | 5.0 | 9.2 | 14.2 | |
| | Total | 1.0 | 0.0 | 1.0 | 18.0 | 11.0 | 29.0 | 20.0 | 14.5 | 34.5 | 70.0 | 81.7 | 151.7 | 109.0 | 107.2 | 216.2 | |
| Law | Full-time | 1.0 | - | 1.0 | 9.0 | 7.5 | 16.5 | - | 6.0 | 6.0 | - | 8.0 | 8.0 | 10.0 | 21.5 | 31.5 | |
| | Part-time | - | - | 0.0 | - | - | 0.0 | - | - | 0.0 | - | 0.5 | 0.5 | 0.0 | 0.5 | 0.5 | |
| | Total | 1.0 | 0.0 | 1.0 | 9.0 | 7.5 | 16.5 | 0.0 | 6.0 | 6.0 | 0.0 | 8.5 | 8.5 | 10.0 | 22.0 | 32.0 | |
| Medicine | Dean's Office | Full-time | 1.0 | - | 1.0 | - | - | 0.0 | 2.0 | 4.0 | 6.0 | 1.0 | 8.0 | 9.0 | 4.0 | 12.0 | 16.0 |
| | Part-time | - | - | 0.0 | - | - | 0.0 | - | - | 0.0 | - | 0.6 | 0.6 | 0.0 | 0.6 | 0.6 | |
| | Total | 1.0 | 0.0 | 1.0 | 0.0 | 0.0 | 0.0 | 2.0 | 4.0 | 6.0 | 1.0 | 8.6 | 9.6 | 4.0 | 12.6 | 16.6 | |
| AB Bone & Joint Health Inst. | Full-time | - | - | 0.0 | - | - | 0.0 | - | - | 0.0 | - | 3.0 | 3.0 | 0.0 | 3.0 | 3.0 | |
| | Part-time | - | - | 0.0 | - | - | 0.0 | - | - | 0.0 | - | - | 0.0 | 0.0 | 0.0 | 0.0 | |
| | Total | 0.0 | 0.0 | 0.0 | 0.0 | 0.0 | 0.0 | 0.0 | 0.0 | 0.0 | 0.0 | 3.0 | 3.0 | 0.0 | 3.0 | 3.0 | |
| Access IV Masters Biomedical Technology | Full-time | - | - | 0.0 | - | - | 0.0 | - | 1.0 | 1.0 | - | - | 0.0 | 0.0 | 1.0 | 1.0 | |
| | Part-time | - | - | 0.0 | - | - | 0.0 | - | - | 0.0 | - | - | 0.0 | 0.0 | 0.0 | 0.0 | |
| | Total | 0.0 | 0.0 | 0.0 | 0.0 | 0.0 | 0.0 | 0.0 | 1.0 | 1.0 | 0.0 | 0.0 | 0.0 | 0.0 | 1.0 | 1.0 | |
| Anaesthesia | Full-time | - | - | 0.0 | 5.0 | 1.0 | 6.0 | - | - | 0.0 | - | - | 0.0 | 5.0 | 1.0 | 6.0 | |
| | Part-time | - | - | 0.0 | - | - | 0.0 | - | - | 0.0 | - | - | 0.0 | 0.0 | 0.0 | 0.0 | |
| | Total | 0.0 | 0.0 | 0.0 | 5.0 | 1.0 | 6.0 | 0.0 | 0.0 | 0.0 | 0.0 | 0.0 | 0.0 | 5.0 | 1.0 | 6.0 | |
| Animal Resource Centre | Full-time | - | - | 0.0 | - | - | 0.0 | 3.0 | - | 3.0 | 16.0 | 26.0 | 42.0 | 19.0 | 26.0 | 45.0 | |
| | Part-time | - | - | 0.0 | - | - | 0.0 | - | - | 0.0 | - | 0.4 | 0.4 | 0.0 | 0.4 | 0.4 | |
| | Total | 0.0 | 0.0 | 0.0 | 0.0 | 0.0 | 0.0 | 3.0 | 0.0 | 3.0 | 16.0 | 26.4 | 42.4 | 19.0 | 26.4 | 45.4 | |
| Bachelor of Health Science | Full-time | - | - | 0.0 | - | - | 0.0 | 1.0 | - | 1.0 | 1.0 | 2.0 | 3.0 | 2.0 | 2.0 | 4.0 | |
| | Part-time | - | - | 0.0 | - | - | 0.0 | - | - | 0.0 | - | - | 0.0 | 0.0 | 0.0 | 0.0 | |
| | Total | 0.0 | 0.0 | 0.0 | 0.0 | 0.0 | 0.0 | 1.0 | 0.0 | 1.0 | 1.0 | 2.0 | 3.0 | 2.0 | 2.0 | 4.0 | |
| Biochemistry & Molecular Biology | Full-time | - | - | 0.0 | 22.0 | 7.0 | 29.0 | - | - | 0.0 | - | - | 0.0 | 22.0 | 7.0 | 29.0 | |
| | Part-time | - | - | 0.0 | - | - | 0.0 | - | - | 0.0 | - | - | 0.0 | 0.0 | 0.0 | 0.0 | |
| | Total | 0.0 | 0.0 | 0.0 | 22.0 | 7.0 | 29.0 | 0.0 | 0.0 | 0.0 | 0.0 | 0.0 | 0.0 | 22.0 | 7.0 | 29.0 | |
| Cardiac Science | Full-time | - | - | 0.0 | 14.0 | 4.0 | 18.0 | - | - | 0.0 | - | - | 0.0 | 14.0 | 4.0 | 18.0 | |
| | Part-time | - | - | 0.0 | - | - | 0.0 | - | - | 0.0 | - | - | 0.0 | 0.0 | 0.0 | 0.0 | |
| | Total | 0.0 | 0.0 | 0.0 | 14.0 | 4.0 | 18.0 | 0.0 | 0.0 | 0.0 | 0.0 | 0.0 | 0.0 | 14.0 | 4.0 | 18.0 | |
| Cell Biology & Anatomy | Full-time | - | - | 0.0 | 12.5 | 2.0 | 14.5 | - | - | 0.0 | 3.0 | - | 3.0 | 15.5 | 2.0 | 17.5 | |
| | Part-time | - | - | 0.0 | - | - | 0.0 | - | - | 0.0 | - | - | 0.0 | 0.0 | 0.0 | 0.0 | |
| | Total | 0.0 | 0.0 | 0.0 | 12.5 | 2.0 | 14.5 | 0.0 | 0.0 | 0.0 | 3.0 | 0.0 | 3.0 | 15.5 | 2.0 | 17.5 | |
| Clinical Neurosciences | Full-time | - | - | 0.0 | 25.0 | 5.0 | 30.0 | - | - | 0.0 | - | - | 0.0 | 25.0 | 5.0 | 30.0 | |
| | Part-time | - | - | 0.0 | - | - | 0.0 | - | - | 0.0 | - | - | 0.0 | 0.0 | 0.0 | 0.0 | |
| | Total | 0.0 | 0.0 | 0.0 | 25.0 | 5.0 | 30.0 | 0.0 | 0.0 | 0.0 | 0.0 | 0.0 | 0.0 | 25.0 | 5.0 | 30.0 | |
| Community Health Sciences | Full-time | - | - | 0.0 | 16.0 | 15.0 | 31.0 | - | - | 0.0 | - | 10.0 | 10.0 | 16.0 | 25.0 | 41.0 | |
| | Part-time | - | - | 0.0 | - | - | 0.0 | - | - | 0.0 | - | 0.5 | 0.5 | 0.0 | 0.5 | 0.5 | |
| | Total | 0.0 | 0.0 | 0.0 | 16.0 | 15.0 | 31.0 | 0.0 | 0.0 | 0.0 | 0.0 | 10.5 | 10.5 | 16.0 | 25.5 | 41.5 | |
| Continuing Medical Education | Full-time | - | - | 0.0 | - | - | 0.0 | - | 1.0 | 1.0 | - | 9.0 | 9.0 | 0.0 | 10.0 | 10.0 | |
| | Part-time | - | - | 0.0 | - | - | 0.0 | - | - | 0.0 | - | - | 0.0 | 0.0 | 0.0 | 0.0 | |
| | Total | 0.0 | 0.0 | 0.0 | 0.0 | 0.0 | 0.0 | 0.0 | 1.0 | 1.0 | 0.0 | 9.0 | 9.0 | 0.0 | 10.0 | 10.0 | |
| Critical Care Medicine | Full-time | - | - | 0.0 | 6.0 | - | 6.0 | - | - | 0.0 | - | - | 0.0 | 6.0 | 0.0 | 6.0 | |
| | Part-time | - | - | 0.0 | - | - | 0.0 | - | - | 0.0 | - | - | 0.0 | 0.0 | 0.0 | 0.0 | |
| | Total | 0.0 | 0.0 | 0.0 | 6.0 | 0.0 | 6.0 | 0.0 | 0.0 | 0.0 | 0.0 | 0.0 | 0.0 | 6.0 | 0.0 | 6.0 | |
| Faculty of Medicine - Admin Support | Full-time | - | - | 0.0 | - | - | 0.0 | - | - | 0.0 | 1.0 | 72.0 | 73.0 | 1.0 | 72.0 | 73.0 | |
| | Part-time | - | - | 0.0 | - | - | 0.0 | - | - | 0.0 | - | 0.5 | 0.5 | 0.0 | 0.5 | 0.5 | |
| | Total | 0.0 | 0.0 | 0.0 | 0.0 | 0.0 | 0.0 | 0.0 | 0.0 | 0.0 | 1.0 | 72.5 | 73.5 | 1.0 | 72.5 | 73.5 | |

**FULL-TIME EQUIVALENT STAFF BY FULL- & PART-TIME
BY FACULTY & NON-FACULTY UNIT, 2006 (a)**

| Faculty/Non Faculty Units | | Senior Administration | | | Academic (b) | | | Management & Professional (MaPS) (c) | | | Support (d) | | | Total | | |
|--|-----------|-----------------------|-----|-------|--------------|------|-------|---|-----|-------|-------------|-----|-------|-------|------|-------|
| | | M | F | Total | M | F | Total | M | F | Total | M | F | Total | M | F | Total |
| Family Medicine | Full-time | - | - | 0.0 | 13.0 | 7.0 | 20.0 | - | - | 0.0 | - | - | 0.0 | 13.0 | 7.0 | 20.0 |
| | Part-time | - | - | 0.0 | - | - | 0.0 | - | - | 0.0 | - | - | 0.0 | 0.0 | 0.0 | 0.0 |
| | Total | 0.0 | 0.0 | 0.0 | 13.0 | 7.0 | 20.0 | 0.0 | 0.0 | 0.0 | 0.0 | 0.0 | 0.0 | 13.0 | 7.0 | 20.0 |
| Graduate Clinical Education | Full-time | - | - | 0.0 | - | - | 0.0 | - | - | 0.0 | - | 2.0 | 2.0 | 0.0 | 2.0 | 2.0 |
| | Part-time | - | - | 0.0 | - | - | 0.0 | - | - | 0.0 | - | - | 0.0 | 0.0 | 0.0 | 0.0 |
| | Total | 0.0 | 0.0 | 0.0 | 0.0 | 0.0 | 0.0 | 0.0 | 0.0 | 0.0 | 0.0 | 2.0 | 2.0 | 0.0 | 2.0 | 2.0 |
| Graduate Sciences Education | Full-time | - | - | 0.0 | - | - | 0.0 | - | - | 0.0 | - | 7.0 | 7.0 | 0.0 | 7.0 | 7.0 |
| | Part-time | - | - | 0.0 | - | - | 0.0 | - | - | 0.0 | - | - | 0.0 | 0.0 | 0.0 | 0.0 |
| | Total | 0.0 | 0.0 | 0.0 | 0.0 | 0.0 | 0.0 | 0.0 | 0.0 | 0.0 | 0.0 | 7.0 | 7.0 | 0.0 | 7.0 | 7.0 |
| Institute of Infection, Immunity & Inflammation | Full-time | - | - | 0.0 | - | - | 0.0 | - | - | 0.0 | - | 1.0 | 1.0 | 0.0 | 1.0 | 1.0 |
| | Part-time | - | - | 0.0 | - | - | 0.0 | - | - | 0.0 | - | - | 0.0 | 0.0 | 0.0 | 0.0 |
| | Total | 0.0 | 0.0 | 0.0 | 0.0 | 0.0 | 0.0 | 0.0 | 0.0 | 0.0 | 0.0 | 1.0 | 1.0 | 0.0 | 1.0 | 1.0 |
| Institute of Maternal & Child Health | Full-time | - | - | 0.0 | - | - | 0.0 | - | - | 0.0 | - | 1.0 | 1.0 | 0.0 | 1.0 | 1.0 |
| | Part-time | - | - | 0.0 | - | - | 0.0 | - | - | 0.0 | - | - | 0.0 | 0.0 | 0.0 | 0.0 |
| | Total | 0.0 | 0.0 | 0.0 | 0.0 | 0.0 | 0.0 | 0.0 | 0.0 | 0.0 | 0.0 | 1.0 | 1.0 | 0.0 | 1.0 | 1.0 |
| Medical Research Support Services | Full-time | - | - | 0.0 | - | - | 0.0 | 3.0 | - | 3.0 | 2.0 | 6.0 | 8.0 | 5.0 | 6.0 | 11.0 |
| | Part-time | - | - | 0.0 | - | - | 0.0 | - | - | 0.0 | - | - | 0.0 | 0.0 | 0.0 | 0.0 |
| | Total | 0.0 | 0.0 | 0.0 | 0.0 | 0.0 | 0.0 | 3.0 | 0.0 | 3.0 | 2.0 | 6.0 | 8.0 | 5.0 | 6.0 | 11.0 |
| Media Relations | Full-time | - | - | 0.0 | - | - | 0.0 | - | - | 0.0 | - | 1.0 | 1.0 | 0.0 | 1.0 | 1.0 |
| | Part-time | - | - | 0.0 | - | - | 0.0 | - | 0.8 | 0.8 | - | - | 0.0 | 0.0 | 0.8 | 0.8 |
| | Total | 0.0 | 0.0 | 0.0 | 0.0 | 0.0 | 0.0 | 0.0 | 0.8 | 0.8 | 0.0 | 1.0 | 1.0 | 0.0 | 1.8 | 1.8 |
| Medical Bioethics | Full-time | - | - | 0.0 | - | - | 0.0 | - | - | 0.0 | - | 1.0 | 1.0 | 0.0 | 1.0 | 1.0 |
| | Part-time | - | - | 0.0 | - | - | 0.0 | - | - | 0.0 | - | 1.4 | 1.4 | 0.0 | 1.4 | 1.4 |
| | Total | 0.0 | 0.0 | 0.0 | 0.0 | 0.0 | 0.0 | 0.0 | 0.0 | 0.0 | 0.0 | 2.4 | 2.4 | 0.0 | 2.4 | 2.4 |
| Medical Genetics | Full-time | - | - | 0.0 | 9.0 | 6.0 | 15.0 | - | - | 0.0 | - | - | 0.0 | 9.0 | 6.0 | 15.0 |
| | Part-time | - | - | 0.0 | - | - | 0.0 | - | - | 0.0 | - | - | 0.0 | 0.0 | 0.0 | 0.0 |
| | Total | 0.0 | 0.0 | 0.0 | 9.0 | 6.0 | 15.0 | 0.0 | 0.0 | 0.0 | 0.0 | 0.0 | 0.0 | 9.0 | 6.0 | 15.0 |
| Medical Instructional Resource | Full-time | - | - | 0.0 | - | - | 0.0 | 1.0 | - | 1.0 | 5.0 | 7.0 | 12.0 | 6.0 | 7.0 | 13.0 |
| | Part-time | - | - | 0.0 | - | - | 0.0 | - | - | 0.0 | - | 0.6 | 0.6 | 0.0 | 0.6 | 0.6 |
| | Total | 0.0 | 0.0 | 0.0 | 0.0 | 0.0 | 0.0 | 1.0 | 0.0 | 1.0 | 5.0 | 7.6 | 12.6 | 6.0 | 7.6 | 13.6 |
| Medical IT | Full-time | - | - | 0.0 | - | - | 0.0 | 1.0 | - | 1.0 | 14.0 | 4.0 | 18.0 | 15.0 | 4.0 | 19.0 |
| | Part-time | - | - | 0.0 | - | - | 0.0 | - | - | 0.0 | - | - | 0.0 | 0.0 | 0.0 | 0.0 |
| | Total | 0.0 | 0.0 | 0.0 | 0.0 | 0.0 | 0.0 | 1.0 | 0.0 | 1.0 | 14.0 | 4.0 | 18.0 | 15.0 | 4.0 | 19.0 |
| Medicine (Department of) | Full-time | - | - | 0.0 | 59.0 | 13.0 | 72.0 | - | - | 0.0 | - | - | 0.0 | 59.0 | 13.0 | 72.0 |
| | Part-time | - | - | 0.0 | - | - | 0.0 | - | - | 0.0 | - | - | 0.0 | 0.0 | 0.0 | 0.0 |
| | Total | 0.0 | 0.0 | 0.0 | 59.0 | 13.0 | 72.0 | 0.0 | 0.0 | 0.0 | 0.0 | 0.0 | 0.0 | 59.0 | 13.0 | 72.0 |
| Medicine - Communications | Full-time | - | - | 0.0 | - | - | 0.0 | - | 1.0 | 1.0 | - | 2.0 | 2.0 | 0.0 | 3.0 | 3.0 |
| | Part-time | - | - | 0.0 | - | - | 0.0 | - | - | 0.0 | - | 1.6 | 1.6 | 0.0 | 1.6 | 1.6 |
| | Total | 0.0 | 0.0 | 0.0 | 0.0 | 0.0 | 0.0 | 0.0 | 1.0 | 1.0 | 0.0 | 3.6 | 3.6 | 0.0 | 4.6 | 4.6 |
| Medicine - Fund Development | Full-time | - | - | 0.0 | - | - | 0.0 | 1.0 | 1.0 | 2.0 | - | 2.0 | 2.0 | 1.0 | 3.0 | 4.0 |
| | Part-time | - | - | 0.0 | - | - | 0.0 | - | - | 0.0 | - | - | 0.0 | 0.0 | 0.0 | 0.0 |
| | Total | 0.0 | 0.0 | 0.0 | 0.0 | 0.0 | 0.0 | 1.0 | 1.0 | 2.0 | 0.0 | 2.0 | 2.0 | 1.0 | 3.0 | 4.0 |
| Medicine Human Resources | Full-time | - | - | 0.0 | - | - | 0.0 | 1.0 | 2.0 | 3.0 | 3.0 | 6.0 | 9.0 | 4.0 | 8.0 | 12.0 |
| | Part-time | - | - | 0.0 | - | - | 0.0 | - | - | 0.0 | - | 0.8 | 0.8 | 0.0 | 0.8 | 0.8 |
| | Total | 0.0 | 0.0 | 0.0 | 0.0 | 0.0 | 0.0 | 1.0 | 2.0 | 3.0 | 3.0 | 6.8 | 9.8 | 4.0 | 8.8 | 12.8 |
| Microbiology & Infectious Disease | Full-time | - | - | 0.0 | 12.0 | 6.0 | 18.0 | - | - | 0.0 | - | - | 0.0 | 12.0 | 6.0 | 18.0 |
| | Part-time | - | - | 0.0 | - | - | 0.0 | - | - | 0.0 | - | - | 0.0 | 0.0 | 0.0 | 0.0 |
| | Total | 0.0 | 0.0 | 0.0 | 12.0 | 6.0 | 18.0 | 0.0 | 0.0 | 0.0 | 0.0 | 0.0 | 0.0 | 12.0 | 6.0 | 18.0 |
| Obstetrics & Gynecology | Full-time | - | - | 0.0 | 7.0 | 5.0 | 12.0 | - | - | 0.0 | - | 3.0 | 3.0 | 7.0 | 8.0 | 15.0 |
| | Part-time | - | - | 0.0 | - | - | 0.0 | - | - | 0.0 | 0.5 | 0.5 | 1.0 | 0.5 | 0.5 | 1.0 |
| | Total | 0.0 | 0.0 | 0.0 | 7.0 | 5.0 | 12.0 | 0.0 | 0.0 | 0.0 | 0.5 | 3.5 | 4.0 | 7.5 | 8.5 | 16.0 |
| Oncology | Full-time | - | - | 0.0 | 19.0 | 5.0 | 24.0 | - | - | 0.0 | - | - | 0.0 | 19.0 | 5.0 | 24.0 |
| | Part-time | - | - | 0.0 | - | - | 0.0 | - | - | 0.0 | - | - | 0.0 | 0.0 | 0.0 | 0.0 |
| | Total | 0.0 | 0.0 | 0.0 | 19.0 | 5.0 | 24.0 | 0.0 | 0.0 | 0.0 | 0.0 | 0.0 | 0.0 | 19.0 | 5.0 | 24.0 |
| Paediatrics | Full-time | - | - | 0.0 | 26.0 | 22.0 | 48.0 | - | - | 0.0 | - | - | 0.0 | 26.0 | 22.0 | 48.0 |
| | Part-time | - | - | 0.0 | - | - | 0.0 | - | - | 0.0 | - | - | 0.0 | 0.0 | 0.0 | 0.0 |
| | Total | 0.0 | 0.0 | 0.0 | 26.0 | 22.0 | 48.0 | 0.0 | 0.0 | 0.0 | 0.0 | 0.0 | 0.0 | 26.0 | 22.0 | 48.0 |

**FULL-TIME EQUIVALENT STAFF BY FULL- & PART-TIME
BY FACULTY & NON-FACULTY UNIT, 2006 (a)**

| Faculty/Non Faculty Units | | Senior Administration | | | Academic (b) | | | Management & Professional (MaPS) (c) | | | Support (d) | | | Total | | |
|--|-----------|-----------------------|-----|-------|--------------|-------|-------|--------------------------------------|------|-------|-------------|-------|-------|-------|-------|-------|
| | | M | F | Total | M | F | Total | M | F | Total | M | F | Total | M | F | Total |
| Pathology & Laboratory Medicine | Full-time | - | - | 0.0 | 21.0 | 11.0 | 32.0 | - | - | 0.0 | - | - | 0.0 | 21.0 | 11.0 | 32.0 |
| | Part-time | - | - | 0.0 | - | - | 0.0 | - | - | 0.0 | - | - | 0.0 | 0.0 | 0.0 | 0.0 |
| | Total | 0.0 | 0.0 | 0.0 | 21.0 | 11.0 | 32.0 | 0.0 | 0.0 | 0.0 | 0.0 | 0.0 | 0.0 | 21.0 | 11.0 | 32.0 |
| Pharmacology & Therapeutics | Full-time | - | - | 0.0 | 9.0 | 3.0 | 12.0 | - | - | 0.0 | - | - | 0.0 | 9.0 | 3.0 | 12.0 |
| | Part-time | - | - | 0.0 | - | - | 0.0 | - | - | 0.0 | - | - | 0.0 | 0.0 | 0.0 | 0.0 |
| | Total | 0.0 | 0.0 | 0.0 | 9.0 | 3.0 | 12.0 | 0.0 | 0.0 | 0.0 | 0.0 | 0.0 | 0.0 | 9.0 | 3.0 | 12.0 |
| Physiology & Biophysics | Full-time | - | - | 0.0 | 26.0 | 4.0 | 30.0 | - | - | 0.0 | - | 1.0 | 1.0 | 26.0 | 5.0 | 31.0 |
| | Part-time | - | - | 0.0 | - | - | 0.0 | - | - | 0.0 | - | - | 0.0 | 0.0 | 0.0 | 0.0 |
| | Total | 0.0 | 0.0 | 0.0 | 26.0 | 4.0 | 30.0 | 0.0 | 0.0 | 0.0 | 0.0 | 1.0 | 1.0 | 26.0 | 5.0 | 31.0 |
| Psychiatry | Full-time | - | - | 0.0 | 10.0 | 7.0 | 17.0 | - | - | 0.0 | - | - | 0.0 | 10.0 | 7.0 | 17.0 |
| | Part-time | - | - | 0.0 | - | - | 0.0 | - | - | 0.0 | - | - | 0.0 | 0.0 | 0.0 | 0.0 |
| | Total | 0.0 | 0.0 | 0.0 | 10.0 | 7.0 | 17.0 | 0.0 | 0.0 | 0.0 | 0.0 | 0.0 | 0.0 | 10.0 | 7.0 | 17.0 |
| Radiology | Full-time | - | - | 0.0 | 6.0 | - | 6.0 | - | - | 0.0 | - | - | 0.0 | 6.0 | 0.0 | 6.0 |
| | Part-time | - | - | 0.0 | - | - | 0.0 | - | - | 0.0 | - | - | 0.0 | 0.0 | 0.0 | 0.0 |
| | Total | 0.0 | 0.0 | 0.0 | 6.0 | 0.0 | 6.0 | 0.0 | 0.0 | 0.0 | 0.0 | 0.0 | 0.0 | 6.0 | 0.0 | 6.0 |
| Surgery | Full-time | - | - | 0.0 | 29.0 | 4.0 | 33.0 | - | - | 0.0 | - | - | 0.0 | 29.0 | 4.0 | 33.0 |
| | Part-time | - | - | 0.0 | - | - | 0.0 | - | - | 0.0 | - | - | 0.0 | 0.0 | 0.0 | 0.0 |
| | Total | 0.0 | 0.0 | 0.0 | 29.0 | 4.0 | 33.0 | 0.0 | 0.0 | 0.0 | 0.0 | 0.0 | 0.0 | 29.0 | 4.0 | 33.0 |
| The Hotchkiss Brain Institute | Full-time | - | - | 0.0 | - | - | 0.0 | 1.0 | - | 1.0 | - | - | 0.0 | 1.0 | 0.0 | 1.0 |
| | Part-time | - | - | 0.0 | - | - | 0.0 | - | - | 0.0 | - | - | 0.0 | 0.0 | 0.0 | 0.0 |
| | Total | 0.0 | 0.0 | 0.0 | 0.0 | 0.0 | 0.0 | 1.0 | 0.0 | 1.0 | 0.0 | 0.0 | 0.0 | 1.0 | 0.0 | 1.0 |
| U of C Medical Groups | Full-time | - | - | 0.0 | - | - | 0.0 | - | - | 0.0 | 2.0 | 31.0 | 33.0 | 2.0 | 31.0 | 33.0 |
| | Part-time | - | - | 0.0 | - | - | 0.0 | - | - | 0.0 | - | 2.3 | 2.3 | 0.0 | 2.3 | 2.3 |
| | Total | 0.0 | 0.0 | 0.0 | 0.0 | 0.0 | 0.0 | 0.0 | 0.0 | 0.0 | 2.0 | 33.3 | 35.3 | 2.0 | 33.3 | 35.3 |
| U of C Medical Clinics | Full-time | - | - | 0.0 | - | - | 0.0 | - | - | 0.0 | 1.0 | 23.0 | 24.0 | 1.0 | 23.0 | 24.0 |
| | Part-time | - | - | 0.0 | - | - | 0.0 | - | - | 0.0 | - | 3.0 | 3.0 | 0.0 | 3.0 | 3.0 |
| | Total | 0.0 | 0.0 | 0.0 | 0.0 | 0.0 | 0.0 | 0.0 | 0.0 | 0.0 | 1.0 | 26.0 | 27.0 | 1.0 | 26.0 | 27.0 |
| Undergrad Medical Education | Full-time | - | - | 0.0 | - | - | 0.0 | - | 1.0 | 1.0 | 1.0 | 15.0 | 16.0 | 1.0 | 16.0 | 17.0 |
| | Part-time | - | - | 0.0 | - | - | 0.0 | - | - | 0.0 | - | - | 0.0 | 0.0 | 0.0 | 0.0 |
| | Total | 0.0 | 0.0 | 0.0 | 0.0 | 0.0 | 0.0 | 0.0 | 1.0 | 1.0 | 1.0 | 15.0 | 16.0 | 1.0 | 16.0 | 17.0 |
| Total Medicine | Full-time | 1.0 | 0.0 | 1.0 | 346.5 | 127.0 | 473.5 | 14.0 | 11.0 | 25.0 | 50.0 | 243.0 | 293.0 | 411.5 | 381.0 | 792.5 |
| | Part-time | 0.0 | 0.0 | 0.0 | 0.0 | 0.0 | 0.0 | 0.0 | 0.8 | 0.8 | 0.5 | 12.2 | 12.7 | 0.5 | 13.0 | 13.5 |
| | Total | 1.0 | 0.0 | 1.0 | 346.5 | 127.0 | 473.5 | 14.0 | 11.8 | 25.8 | 50.5 | 255.2 | 305.7 | 412.0 | 394.0 | 806.0 |
| Nursing | Full-time | 1.0 | 1.0 | 2.0 | 2.0 | 35.0 | 37.0 | - | 4.0 | 4.0 | - | 16.0 | 16.0 | 3.0 | 56.0 | 59.0 |
| | Part-time | - | - | 0.0 | - | 1.5 | 1.5 | - | - | 0.0 | - | 2.6 | 2.6 | 0.0 | 4.1 | 4.1 |
| | Total | 1.0 | 1.0 | 2.0 | 2.0 | 36.5 | 38.5 | 0.0 | 4.0 | 4.0 | 0.0 | 18.6 | 18.6 | 3.0 | 60.1 | 63.1 |
| Schulich School of Engineering | | | | | | | | | | | | | | | | |
| Dean's Office - Engineering | Full-time | 1.0 | 1.0 | 2.0 | - | - | 0.0 | 1.0 | 2.0 | 3.0 | 1.0 | 4.0 | 5.0 | 3.0 | 7.0 | 10.0 |
| | Part-time | - | - | 0.0 | - | - | 0.0 | - | - | 0.0 | - | 0.7 | 0.7 | 0.0 | 0.7 | 0.7 |
| | Total | 1.0 | 1.0 | 2.0 | 0.0 | 0.0 | 0.0 | 1.0 | 2.0 | 3.0 | 1.0 | 4.7 | 5.7 | 3.0 | 7.7 | 10.7 |
| Biomedical Engineering | Full-time | - | - | 0.0 | - | - | 0.0 | - | - | 0.0 | - | 2.0 | 2.0 | 0.0 | 2.0 | 2.0 |
| | Part-time | - | - | 0.0 | - | - | 0.0 | - | - | 0.0 | - | - | 0.0 | 0.0 | 0.0 | 0.0 |
| | Total | 0.0 | 0.0 | 0.0 | 0.0 | 0.0 | 0.0 | 0.0 | 0.0 | 0.0 | 0.0 | 2.0 | 2.0 | 0.0 | 2.0 | 2.0 |
| Calgary Centre for Innovative Technology | Full-time | - | - | 0.0 | - | - | 0.0 | 1.0 | - | 1.0 | 1.0 | 2.0 | 3.0 | 2.0 | 2.0 | 4.0 |
| | Part-time | - | - | 0.0 | - | - | 0.0 | - | - | 0.0 | - | - | 0.0 | 0.0 | 0.0 | 0.0 |
| | Total | 0.0 | 0.0 | 0.0 | 0.0 | 0.0 | 0.0 | 1.0 | 0.0 | 1.0 | 1.0 | 2.0 | 3.0 | 2.0 | 2.0 | 4.0 |
| Chemical & Petroleum Engineering | Full-time | - | - | 0.0 | 22.0 | 3.0 | 25.0 | 1.0 | 1.0 | 2.0 | 4.0 | 9.0 | 13.0 | 27.0 | 13.0 | 40.0 |
| | Part-time | - | - | 0.0 | 0.8 | - | 0.8 | - | - | 0.0 | - | - | 0.0 | 0.8 | 0.0 | 0.8 |
| | Total | 0.0 | 0.0 | 0.0 | 22.8 | 3.0 | 25.8 | 1.0 | 1.0 | 2.0 | 4.0 | 9.0 | 13.0 | 27.8 | 13.0 | 40.8 |
| Civil Engineering | Full-time | - | - | 0.0 | 20.0 | 3.0 | 23.0 | 1.0 | 1.0 | 2.0 | 5.0 | 3.0 | 8.0 | 26.0 | 7.0 | 33.0 |
| | Part-time | - | - | 0.0 | - | - | 0.0 | - | - | 0.0 | - | - | 0.0 | 0.0 | 0.0 | 0.0 |
| | Total | 0.0 | 0.0 | 0.0 | 20.0 | 3.0 | 23.0 | 1.0 | 1.0 | 2.0 | 5.0 | 3.0 | 8.0 | 26.0 | 7.0 | 33.0 |
| Common Core Program | Full-time | - | - | 0.0 | - | - | 0.0 | - | - | 0.0 | 2.0 | - | 2.0 | 2.0 | 0.0 | 2.0 |
| | Part-time | - | - | 0.0 | - | - | 0.0 | - | - | 0.0 | - | - | 0.0 | 0.0 | 0.0 | 0.0 |
| | Total | 0.0 | 0.0 | 0.0 | 0.0 | 0.0 | 0.0 | 0.0 | 0.0 | 0.0 | 2.0 | 0.0 | 2.0 | 2.0 | 0.0 | 2.0 |
| Electrical & Computer Engineering | Full-time | - | - | 0.0 | 39.0 | 6.0 | 45.0 | 2.0 | 1.0 | 3.0 | 10.0 | 8.0 | 18.0 | 51.0 | 15.0 | 66.0 |
| | Part-time | - | - | 0.0 | - | - | 0.0 | - | - | 0.0 | - | - | 0.0 | 0.0 | 0.0 | 0.0 |
| | Total | 0.0 | 0.0 | 0.0 | 39.0 | 6.0 | 45.0 | 2.0 | 1.0 | 3.0 | 10.0 | 8.0 | 18.0 | 51.0 | 15.0 | 66.0 |

**FULL-TIME EQUIVALENT STAFF BY FULL- & PART-TIME
BY FACULTY & NON-FACULTY UNIT, 2006 (a)**

| Faculty/Non Faculty Units | | Senior Administration | | | Academic (b) | | | Management & Professional (MaPS) (c) | | | Support (d) | | | Total | | |
|--|-----------|-----------------------|-----|-------|--------------|------|-------|--------------------------------------|-----|-------|-------------|------|-------|-------|------|-------|
| | | M | F | Total | M | F | Total | M | F | Total | M | F | Total | M | F | Total |
| Engineering Internship Program | Full-time | - | - | 0.0 | - | - | 0.0 | 1.0 | 1.0 | 2.0 | - | 1.0 | 1.0 | 1.0 | 2.0 | 3.0 |
| | Part-time | - | - | 0.0 | - | - | 0.0 | 0.6 | - | 0.6 | - | - | 0.0 | 0.6 | 0.0 | 0.6 |
| | Total | 0.0 | 0.0 | 0.0 | 0.0 | 0.0 | 0.0 | 1.6 | 1.0 | 2.6 | 0.0 | 1.0 | 1.0 | 1.6 | 2.0 | 3.6 |
| Engineering Undergraduate Studies | Full-time | - | - | 0.0 | - | - | 0.0 | - | - | 0.0 | - | 7.0 | 7.0 | 0.0 | 7.0 | 7.0 |
| | Part-time | - | - | 0.0 | - | - | 0.0 | - | - | 0.0 | - | - | 0.0 | 0.0 | 0.0 | 0.0 |
| | Total | 0.0 | 0.0 | 0.0 | 0.0 | 0.0 | 0.0 | 0.0 | 0.0 | 0.0 | 0.0 | 7.0 | 7.0 | 0.0 | 7.0 | 7.0 |
| Engraving Centre | Full-time | - | - | 0.0 | - | - | 0.0 | - | - | 0.0 | - | 2.0 | 2.0 | 0.0 | 2.0 | 2.0 |
| | Part-time | - | - | 0.0 | - | - | 0.0 | - | - | 0.0 | - | - | 0.0 | 0.0 | 0.0 | 0.0 |
| | Total | 0.0 | 0.0 | 0.0 | 0.0 | 0.0 | 0.0 | 0.0 | 0.0 | 0.0 | 0.0 | 2.0 | 2.0 | 0.0 | 2.0 | 2.0 |
| Faculty Services | Full-time | - | - | 0.0 | - | - | 0.0 | 1.0 | - | 1.0 | 8.0 | - | 8.0 | 9.0 | 0.0 | 9.0 |
| | Part-time | - | - | 0.0 | - | - | 0.0 | - | - | 0.0 | - | - | 0.0 | 0.0 | 0.0 | 0.0 |
| | Total | 0.0 | 0.0 | 0.0 | 0.0 | 0.0 | 0.0 | 1.0 | 0.0 | 1.0 | 8.0 | 0.0 | 8.0 | 9.0 | 0.0 | 9.0 |
| Geomatics Engineering | Full-time | - | - | 0.0 | 11.0 | 4.0 | 15.0 | 1.0 | 1.0 | 2.0 | 2.0 | 5.0 | 7.0 | 14.0 | 10.0 | 24.0 |
| | Part-time | - | - | 0.0 | - | - | 0.0 | - | - | 0.0 | - | - | 0.0 | 0.0 | 0.0 | 0.0 |
| | Total | 0.0 | 0.0 | 0.0 | 11.0 | 4.0 | 15.0 | 1.0 | 1.0 | 2.0 | 2.0 | 5.0 | 7.0 | 14.0 | 10.0 | 24.0 |
| Geomatics Engineering Access IV | Full-time | - | - | 0.0 | - | - | 0.0 | - | - | 0.0 | - | 1.0 | 1.0 | 0.0 | 1.0 | 1.0 |
| | Part-time | - | - | 0.0 | - | - | 0.0 | - | - | 0.0 | - | - | 0.0 | 0.0 | 0.0 | 0.0 |
| | Total | 0.0 | 0.0 | 0.0 | 0.0 | 0.0 | 0.0 | 0.0 | 0.0 | 0.0 | 0.0 | 1.0 | 1.0 | 0.0 | 1.0 | 1.0 |
| Mechanical & Manufacturing Engineering | Full-time | - | - | 0.0 | 31.0 | 3.0 | 34.0 | 1.0 | 1.0 | 2.0 | 7.0 | 5.0 | 12.0 | 39.0 | 9.0 | 48.0 |
| | Part-time | - | - | 0.0 | - | - | 0.0 | - | - | 0.0 | - | 0.6 | 0.6 | 0.0 | 0.6 | 0.6 |
| | Total | 0.0 | 0.0 | 0.0 | 31.0 | 3.0 | 34.0 | 1.0 | 1.0 | 2.0 | 7.0 | 5.6 | 12.6 | 39.0 | 9.6 | 48.6 |
| Post Grad Project Management | Full-time | - | - | 0.0 | - | - | 0.0 | - | - | 0.0 | - | 1.0 | 1.0 | 0.0 | 1.0 | 1.0 |
| | Part-time | - | - | 0.0 | - | - | 0.0 | - | - | 0.0 | - | - | 0.0 | 0.0 | 0.0 | 0.0 |
| | Total | 0.0 | 0.0 | 0.0 | 0.0 | 0.0 | 0.0 | 0.0 | 0.0 | 0.0 | 0.0 | 1.0 | 1.0 | 0.0 | 1.0 | 1.0 |
| Total Engineering | Full-time | 1.0 | 1.0 | 2.0 | 123.0 | 19.0 | 142.0 | 10.0 | 8.0 | 18.0 | 40.0 | 50.0 | 90.0 | 174.0 | 78.0 | 252.0 |
| | Part-time | 0.0 | 0.0 | 0.0 | 0.8 | 0.0 | 0.8 | 0.6 | 0.0 | 0.6 | 0.0 | 1.4 | 1.4 | 1.4 | 1.4 | 2.7 |
| | Total | 1.0 | 1.0 | 2.0 | 123.8 | 19.0 | 142.8 | 10.6 | 8.0 | 18.6 | 40.0 | 51.4 | 91.4 | 175.4 | 79.4 | 254.7 |
| Science | | | | | | | | | | | | | | | | |
| Dean's Office | Full-time | 1.0 | - | 1.0 | - | - | 0.0 | - | 1.0 | 1.0 | - | 4.0 | 4.0 | 1.0 | 5.0 | 6.0 |
| | Part-time | - | - | 0.0 | - | - | 0.0 | - | - | 0.0 | - | - | 0.0 | 0.0 | 0.0 | 0.0 |
| | Total | 1.0 | 0.0 | 1.0 | 0.0 | 0.0 | 0.0 | 0.0 | 1.0 | 1.0 | 0.0 | 4.0 | 4.0 | 1.0 | 5.0 | 6.0 |
| Biological Sciences | Full-time | - | - | 0.0 | 46.6 | 10.0 | 56.6 | 1.0 | 2.0 | 3.0 | 10.0 | 18.0 | 28.0 | 57.6 | 30.0 | 87.6 |
| | Part-time | - | - | 0.0 | - | - | 0.0 | - | - | 0.0 | - | 0.5 | 0.5 | 0.0 | 0.5 | 0.5 |
| | Total | 0.0 | 0.0 | 0.0 | 46.6 | 10.0 | 56.6 | 1.0 | 2.0 | 3.0 | 10.0 | 18.5 | 28.5 | 57.6 | 30.5 | 88.1 |
| BSC Environmental Science Program | Full-time | - | - | 0.0 | 1.0 | - | 1.0 | - | - | 0.0 | 1.0 | 1.0 | 2.0 | 2.0 | 1.0 | 3.0 |
| | Part-time | - | - | 0.0 | - | - | 0.0 | - | - | 0.0 | - | - | 0.0 | 0.0 | 0.0 | 0.0 |
| | Total | 0.0 | 0.0 | 0.0 | 1.0 | 0.0 | 1.0 | 0.0 | 0.0 | 0.0 | 1.0 | 1.0 | 2.0 | 2.0 | 1.0 | 3.0 |
| Chemistry | Full-time | - | - | 0.0 | 23.0 | 6.0 | 29.0 | 1.0 | 1.0 | 2.0 | 8.0 | 10.0 | 18.0 | 32.0 | 17.0 | 49.0 |
| | Part-time | - | - | 0.0 | - | - | 0.0 | - | - | 0.0 | - | - | 0.0 | 0.0 | 0.0 | 0.0 |
| | Total | 0.0 | 0.0 | 0.0 | 23.0 | 6.0 | 29.0 | 1.0 | 1.0 | 2.0 | 8.0 | 10.0 | 18.0 | 32.0 | 17.0 | 49.0 |
| Computer Science | Full-time | - | - | 0.0 | 36.0 | 6.5 | 42.5 | 2.0 | 1.0 | 3.0 | 8.0 | 9.0 | 17.0 | 46.0 | 16.5 | 62.5 |
| | Part-time | - | - | 0.0 | - | - | 0.0 | - | - | 0.0 | - | - | 0.0 | 0.0 | 0.0 | 0.0 |
| | Total | 0.0 | 0.0 | 0.0 | 36.0 | 6.5 | 42.5 | 2.0 | 1.0 | 3.0 | 8.0 | 9.0 | 17.0 | 46.0 | 16.5 | 62.5 |
| Geology & Geophysics | Full-time | - | - | 0.0 | 23.5 | 7.0 | 30.5 | 1.0 | - | 1.0 | 4.0 | 9.0 | 13.0 | 28.5 | 16.0 | 44.5 |
| | Part-time | - | - | 0.0 | - | - | 0.0 | - | - | 0.0 | - | - | 0.0 | 0.0 | 0.0 | 0.0 |
| | Total | 0.0 | 0.0 | 0.0 | 23.5 | 7.0 | 30.5 | 1.0 | 0.0 | 1.0 | 4.0 | 9.0 | 13.0 | 28.5 | 16.0 | 44.5 |
| Mathematics & Statistics | Full-time | - | - | 0.0 | 39.0 | 5.5 | 44.5 | 1.0 | 1.0 | 2.0 | 3.0 | 4.0 | 7.0 | 43.0 | 10.5 | 53.5 |
| | Part-time | - | - | 0.0 | - | - | 0.0 | - | - | 0.0 | 1.0 | 0.5 | 1.5 | 1.0 | 0.5 | 1.5 |
| | Total | 0.0 | 0.0 | 0.0 | 39.0 | 5.5 | 44.5 | 1.0 | 1.0 | 2.0 | 4.0 | 4.5 | 8.5 | 44.0 | 11.0 | 55.0 |
| Natural Sciences Program | Full-time | - | - | 0.0 | - | - | 0.0 | - | - | 0.0 | - | 1.0 | 1.0 | 0.0 | 1.0 | 1.0 |
| | Part-time | - | - | 0.0 | - | - | 0.0 | - | - | 0.0 | - | - | 0.0 | 0.0 | 0.0 | 0.0 |
| | Total | 0.0 | 0.0 | 0.0 | 0.0 | 0.0 | 0.0 | 0.0 | 0.0 | 0.0 | 0.0 | 1.0 | 1.0 | 0.0 | 1.0 | 1.0 |
| Physics & Astronomy | Full-time | - | - | 0.0 | 20.4 | 3.0 | 23.4 | 1.0 | - | 1.0 | 8.0 | 7.0 | 15.0 | 29.4 | 10.0 | 39.4 |
| | Part-time | - | - | 0.0 | - | - | 0.0 | - | - | 0.0 | - | 0.8 | 0.8 | 0.0 | 0.8 | 0.8 |
| | Total | 0.0 | 0.0 | 0.0 | 20.4 | 3.0 | 23.4 | 1.0 | 0.0 | 1.0 | 8.0 | 7.8 | 15.8 | 29.4 | 10.8 | 40.2 |

**FULL-TIME EQUIVALENT STAFF BY FULL- & PART-TIME
BY FACULTY & NON-FACULTY UNIT, 2006 (a)**

| Faculty/Non Faculty Units | | Senior Administration | | | Academic (b) | | | Management & Professional (MaPS) (c) | | | Support (d) | | | Total | | |
|---------------------------------------|-----------|-----------------------|-----|-------|--------------|------|-------|--------------------------------------|------|-------|-------------|------|-------|-------|-------|-------|
| | | M | F | Total | M | F | Total | M | F | Total | M | F | Total | M | F | Total |
| Science Workshop | Full-time | - | - | 0.0 | - | - | 0.0 | 1.0 | - | 1.0 | 5.0 | - | 5.0 | 6.0 | 0.0 | 6.0 |
| | Part-time | - | - | 0.0 | - | - | 0.0 | - | - | 0.0 | - | - | 0.0 | 0.0 | 0.0 | 0.0 |
| | Total | 0.0 | 0.0 | 0.0 | 0.0 | 0.0 | 0.0 | 1.0 | 0.0 | 1.0 | 5.0 | 0.0 | 5.0 | 6.0 | 0.0 | 6.0 |
| Total Science | Full-time | 1.0 | 0.0 | 1.0 | 189.5 | 38.0 | 227.5 | 8.0 | 6.0 | 14.0 | 47.0 | 63.0 | 110.0 | 245.5 | 107.0 | 352.5 |
| | Part-time | 0.0 | 0.0 | 0.0 | 0.0 | 0.0 | 0.0 | 0.0 | 0.0 | 0.0 | 1.0 | 1.8 | 2.8 | 1.0 | 1.8 | 2.8 |
| | Total | 1.0 | 0.0 | 1.0 | 189.5 | 38.0 | 227.5 | 8.0 | 6.0 | 14.0 | 48.0 | 64.8 | 112.8 | 246.5 | 108.8 | 355.3 |
| Social Sciences | | | | | | | | | | | | | | | | |
| Dean's Office | Full-time | 2.0 | - | 2.0 | - | 0.5 | 0.5 | 1.0 | 4.0 | 5.0 | - | 3.0 | 3.0 | 3.0 | 7.5 | 10.5 |
| | Part-time | 0.0 | - | 0.0 | - | 0.5 | 0.5 | - | - | 0.0 | - | 2.5 | 2.5 | 0.0 | 3.0 | 3.0 |
| | Total | 2.0 | 0.0 | 2.0 | 0.0 | 1.0 | 1.0 | 1.0 | 4.0 | 5.0 | 0.0 | 5.5 | 5.5 | 3.0 | 10.5 | 13.5 |
| Access IV - MA/MSc | Full-time | - | - | 0.0 | - | - | 0.0 | - | - | 0.0 | 1.0 | - | 1.0 | 1.0 | 0.0 | 1.0 |
| | Part-time | - | - | 0.0 | - | - | 0.0 | - | - | 0.0 | - | - | 0.0 | 0.0 | 0.0 | 0.0 |
| | Total | 0.0 | 0.0 | 0.0 | 0.0 | 0.0 | 0.0 | 0.0 | 0.0 | 0.0 | 1.0 | 0.0 | 1.0 | 1.0 | 0.0 | 1.0 |
| Anthropology | Full-time | - | - | 0.0 | 4.0 | 6.0 | 10.0 | - | 1.0 | 1.0 | - | 4.0 | 4.0 | 4.0 | 11.0 | 15.0 |
| | Part-time | - | - | 0.0 | - | - | 0.0 | - | - | 0.0 | - | - | 0.0 | 0.0 | 0.0 | 0.0 |
| | Total | 0.0 | 0.0 | 0.0 | 4.0 | 6.0 | 10.0 | 0.0 | 1.0 | 1.0 | 0.0 | 4.0 | 4.0 | 4.0 | 11.0 | 15.0 |
| Archaeology | Full-time | - | - | 0.0 | 9.0 | 4.0 | 13.0 | - | 1.0 | 1.0 | - | 2.0 | 2.0 | 9.0 | 7.0 | 16.0 |
| | Part-time | - | - | 0.0 | - | 0.5 | 0.5 | - | - | 0.0 | 0.7 | - | 0.7 | 0.7 | 0.5 | 1.2 |
| | Total | 0.0 | 0.0 | 0.0 | 9.0 | 4.5 | 13.5 | 0.0 | 1.0 | 1.0 | 0.7 | 2.0 | 2.7 | 9.7 | 7.5 | 17.2 |
| BSc Earth Science Program | Full-time | - | - | 0.0 | - | - | 0.0 | - | - | 0.0 | - | 1.0 | 1.0 | 0.0 | 1.0 | 1.0 |
| | Part-time | - | - | 0.0 | - | - | 0.0 | - | - | 0.0 | - | 0.5 | 0.5 | 0.0 | 0.5 | 0.5 |
| | Total | 0.0 | 0.0 | 0.0 | 0.0 | 0.0 | 0.0 | 0.0 | 0.0 | 0.0 | 0.0 | 1.5 | 1.5 | 0.0 | 1.5 | 1.5 |
| Collaborative A - UC/Red Deer College | Full-time | - | - | 0.0 | - | - | 0.0 | - | 1.0 | 1.0 | - | - | 0.0 | 0.0 | 1.0 | 1.0 |
| | Part-time | - | - | 0.0 | - | - | 0.0 | - | - | 0.0 | - | 0.5 | 0.5 | 0.0 | 0.5 | 0.5 |
| | Total | 0.0 | 0.0 | 0.0 | 0.0 | 0.0 | 0.0 | 0.0 | 1.0 | 1.0 | 0.0 | 0.5 | 0.5 | 0.0 | 1.5 | 1.5 |
| Economics | Full-time | - | - | 0.0 | 24.0 | 3.0 | 27.0 | - | 1.0 | 1.0 | - | 3.0 | 3.0 | 24.0 | 7.0 | 31.0 |
| | Part-time | - | - | 0.0 | 0.8 | - | 0.8 | - | - | 0.0 | - | - | 0.0 | 0.8 | 0.0 | 0.8 |
| | Total | 0.0 | 0.0 | 0.0 | 24.8 | 3.0 | 27.8 | 0.0 | 1.0 | 1.0 | 0.0 | 3.0 | 3.0 | 24.8 | 7.0 | 31.8 |
| Geography | Full-time | - | - | 0.0 | 12.5 | 7.0 | 19.5 | - | 1.0 | 1.0 | 3.0 | 2.0 | 5.0 | 15.5 | 10.0 | 25.5 |
| | Part-time | - | - | 0.0 | - | - | 0.0 | - | - | 0.0 | - | 1.0 | 1.0 | 0.0 | 1.0 | 1.0 |
| | Total | 0.0 | 0.0 | 0.0 | 12.5 | 7.0 | 19.5 | 0.0 | 1.0 | 1.0 | 3.0 | 3.0 | 6.0 | 15.5 | 11.0 | 26.5 |
| History | Full-time | - | - | 0.0 | 17.7 | 7.0 | 24.7 | - | 1.0 | 1.0 | - | 2.0 | 2.0 | 17.7 | 10.0 | 27.7 |
| | Part-time | - | - | 0.0 | - | - | 0.0 | - | - | 0.0 | - | - | 0.0 | 0.0 | 0.0 | 0.0 |
| | Total | 0.0 | 0.0 | 0.0 | 17.7 | 7.0 | 24.7 | 0.0 | 1.0 | 1.0 | 0.0 | 2.0 | 2.0 | 17.7 | 10.0 | 27.7 |
| Linguistics | Full-time | - | - | 0.0 | 4.0 | 5.5 | 9.5 | - | 1.0 | 1.0 | - | - | 0.0 | 4.0 | 6.5 | 10.5 |
| | Part-time | - | - | 0.0 | - | - | 0.0 | - | - | 0.0 | - | 0.5 | 0.5 | 0.0 | 0.5 | 0.5 |
| | Total | 0.0 | 0.0 | 0.0 | 4.0 | 5.5 | 9.5 | 0.0 | 1.0 | 1.0 | 0.0 | 0.5 | 0.5 | 4.0 | 7.0 | 11.0 |
| Military & Strategic Studies | Full-time | - | - | 0.0 | - | - | 0.0 | - | - | 0.0 | - | 3.0 | 3.0 | 0.0 | 3.0 | 3.0 |
| | Part-time | - | - | 0.0 | - | - | 0.0 | - | - | 0.0 | - | 0.4 | 0.4 | 0.0 | 0.4 | 0.4 |
| | Total | 0.0 | 0.0 | 0.0 | 0.0 | 0.0 | 0.0 | 0.0 | 0.0 | 0.0 | 0.0 | 3.4 | 3.4 | 0.0 | 3.4 | 3.4 |
| PhD Clinical Psychology | Full-time | - | - | 0.0 | - | - | 0.0 | - | - | 0.0 | - | 1.0 | 1.0 | 0.0 | 1.0 | 1.0 |
| | Part-time | - | - | 0.0 | - | - | 0.0 | - | - | 0.0 | - | - | 0.0 | 0.0 | 0.0 | 0.0 |
| | Total | 0.0 | 0.0 | 0.0 | 0.0 | 0.0 | 0.0 | 0.0 | 0.0 | 0.0 | 0.0 | 1.0 | 1.0 | 0.0 | 1.0 | 1.0 |
| Political Science | Full-time | - | - | 0.0 | 17.8 | 4.0 | 21.8 | - | 1.0 | 1.0 | - | 2.0 | 2.0 | 17.8 | 7.0 | 24.8 |
| | Part-time | - | - | 0.0 | - | - | 0.0 | - | - | 0.0 | - | - | 0.0 | 0.0 | 0.0 | 0.0 |
| | Total | 0.0 | 0.0 | 0.0 | 17.8 | 4.0 | 21.8 | 0.0 | 1.0 | 1.0 | 0.0 | 2.0 | 2.0 | 17.8 | 7.0 | 24.8 |
| Psychology | Full-time | - | - | 0.0 | 20.0 | 8.5 | 28.5 | - | 1.0 | 1.0 | 3.0 | 4.0 | 7.0 | 23.0 | 13.5 | 36.5 |
| | Part-time | - | - | 0.0 | - | - | 0.0 | - | - | 0.0 | - | - | 0.0 | 0.0 | 0.0 | 0.0 |
| | Total | 0.0 | 0.0 | 0.0 | 20.0 | 8.5 | 28.5 | 0.0 | 1.0 | 1.0 | 3.0 | 4.0 | 7.0 | 23.0 | 13.5 | 36.5 |
| Sociology | Full-time | - | - | 0.0 | 11.0 | 11.0 | 22.0 | - | 1.0 | 1.0 | - | 3.0 | 3.0 | 11.0 | 15.0 | 26.0 |
| | Part-time | - | - | 0.0 | - | - | 0.0 | - | - | 0.0 | - | - | 0.0 | 0.0 | 0.0 | 0.0 |
| | Total | 0.0 | 0.0 | 0.0 | 11.0 | 11.0 | 22.0 | 0.0 | 1.0 | 1.0 | 0.0 | 3.0 | 3.0 | 11.0 | 15.0 | 26.0 |
| Total Social Sciences | Full-time | 2.0 | 0.0 | 2.0 | 120.0 | 56.5 | 176.5 | 1.0 | 14.0 | 15.0 | 7.0 | 30.0 | 37.0 | 130.0 | 100.5 | 230.5 |
| | Part-time | 0.0 | 0.0 | 0.0 | 0.8 | 1.0 | 1.8 | 0.0 | 0.0 | 0.0 | 0.7 | 5.4 | 6.1 | 1.5 | 6.4 | 7.9 |
| | Total | 2.0 | 0.0 | 2.0 | 120.8 | 57.5 | 178.3 | 1.0 | 14.0 | 15.0 | 7.7 | 35.4 | 43.1 | 131.5 | 106.9 | 238.4 |

**FULL-TIME EQUIVALENT STAFF BY FULL- & PART-TIME
BY FACULTY & NON-FACULTY UNIT, 2006 (a)**

| Faculty/Non Faculty Units | | Senior Administration | | | Academic (b) | | | Management & Professional (MaPS) (c) | | | Support (d) | | | Total | | |
|--|-----------|-----------------------|-----|-------|--------------|------|-------|--------------------------------------|-----|-------|-------------|-------|-------|-------|-------|-------|
| | | M | F | Total | M | F | Total | M | F | Total | M | F | Total | M | F | Total |
| Social Work | Full-time | - | 1.0 | 1.0 | 21.0 | 22.0 | 43.0 | - | 4.0 | 4.0 | 2.0 | 8.0 | 10.0 | 23.0 | 35.0 | 58.0 |
| | Part-time | - | - | 0.0 | - | - | 0.0 | - | - | 0.0 | - | 1.0 | 1.0 | 0.0 | 1.0 | 1.0 |
| | Total | 0.0 | 1.0 | 1.0 | 21.0 | 22.0 | 43.0 | 0.0 | 4.0 | 4.0 | 2.0 | 9.0 | 11.0 | 23.0 | 36.0 | 59.0 |
| Veterinary Medicine | Full-time | 1.0 | - | 1.0 | 13.0 | 5.0 | 18.0 | 1.0 | 2.0 | 3.0 | - | 3.0 | 3.0 | 15.0 | 10.0 | 25.0 |
| | Part-time | - | - | 0.0 | - | - | 0.0 | - | - | 0.0 | - | - | 0.0 | 0.0 | 0.0 | 0.0 |
| | Total | 1.0 | 0.0 | 1.0 | 13.0 | 5.0 | 18.0 | 1.0 | 2.0 | 3.0 | 0.0 | 3.0 | 3.0 | 15.0 | 10.0 | 25.0 |
| Non-Faculty Units | | | | | | | | | | | | | | | | |
| Ancillary Services | | | | | | | | | | | | | | | | |
| Ancillary Services | Full-time | 1.0 | - | 1.0 | - | - | 0.0 | 1.0 | - | 1.0 | - | - | 0.0 | 2.0 | 0.0 | 2.0 |
| | Part-time | - | - | 0.0 | - | - | 0.0 | - | - | 0.0 | - | - | 0.0 | 0.0 | 0.0 | 0.0 |
| | Total | 1.0 | 0.0 | 1.0 | 0.0 | 0.0 | 0.0 | 1.0 | 0.0 | 1.0 | 0.0 | 0.0 | 0.0 | 2.0 | 0.0 | 2.0 |
| Bookstore | Full-time | - | - | 0.0 | - | - | 0.0 | 2.0 | 2.0 | 4.0 | 7.0 | 18.0 | 25.0 | 9.0 | 20.0 | 29.0 |
| | Part-time | - | - | 0.0 | - | - | 0.0 | - | - | 0.0 | - | 8.1 | 8.1 | 0.0 | 8.1 | 8.1 |
| | Total | 0.0 | 0.0 | 0.0 | 0.0 | 0.0 | 0.0 | 2.0 | 2.0 | 4.0 | 7.0 | 26.1 | 33.1 | 9.0 | 28.1 | 37.1 |
| Campus Card Office | Full-time | - | - | 0.0 | - | - | 0.0 | - | - | 0.0 | - | - | 0.0 | 0.0 | 0.0 | 0.0 |
| | Part-time | - | - | 0.0 | - | - | 0.0 | - | - | 0.0 | - | 0.6 | 0.6 | 0.0 | 0.6 | 0.6 |
| | Total | 0.0 | 0.0 | 0.0 | 0.0 | 0.0 | 0.0 | 0.0 | 0.0 | 0.0 | 0.0 | 0.6 | 0.6 | 0.0 | 0.6 | 0.6 |
| Micro Store | Full-time | - | - | 0.0 | - | - | 0.0 | - | - | 0.0 | 3.0 | 1.0 | 4.0 | 3.0 | 1.0 | 4.0 |
| | Part-time | - | - | 0.0 | - | - | 0.0 | - | - | 0.0 | - | - | 0.0 | 0.0 | 0.0 | 0.0 |
| | Total | 0.0 | 0.0 | 0.0 | 0.0 | 0.0 | 0.0 | 0.0 | 0.0 | 0.0 | 3.0 | 1.0 | 4.0 | 3.0 | 1.0 | 4.0 |
| Parking & Traffic Services | Full-time | - | - | 0.0 | - | - | 0.0 | 1.0 | 1.0 | 2.0 | 6.0 | 6.0 | 12.0 | 7.0 | 7.0 | 14.0 |
| | Part-time | - | - | 0.0 | - | - | 0.0 | - | - | 0.0 | 0.8 | 0.8 | 1.6 | 0.8 | 0.8 | 1.6 |
| | Total | 0.0 | 0.0 | 0.0 | 0.0 | 0.0 | 0.0 | 1.0 | 1.0 | 2.0 | 6.8 | 6.8 | 13.6 | 7.8 | 7.8 | 15.6 |
| Special Events Group | Full-time | - | - | 0.0 | - | - | 0.0 | - | - | 0.0 | 1.0 | 6.0 | 7.0 | 1.0 | 6.0 | 7.0 |
| | Part-time | - | - | 0.0 | - | - | 0.0 | - | - | 0.0 | - | 0.7 | 0.7 | 0.0 | 0.7 | 0.7 |
| | Total | 0.0 | 0.0 | 0.0 | 0.0 | 0.0 | 0.0 | 0.0 | 0.0 | 0.0 | 1.0 | 6.7 | 7.7 | 1.0 | 6.7 | 7.7 |
| Total Ancillary Services | Full-time | 1.0 | 0.0 | 1.0 | 0.0 | 0.0 | 0.0 | 4.0 | 3.0 | 7.0 | 17.0 | 31.0 | 48.0 | 22.0 | 34.0 | 56.0 |
| | Part-time | 0.0 | 0.0 | 0.0 | 0.0 | 0.0 | 0.0 | 0.0 | 0.0 | 0.0 | 0.8 | 10.2 | 11.0 | 0.8 | 10.2 | 11.0 |
| | Total | 1.0 | 0.0 | 1.0 | 0.0 | 0.0 | 0.0 | 4.0 | 3.0 | 7.0 | 17.8 | 41.2 | 59.0 | 22.8 | 44.2 | 67.0 |
| Arctic Institute of North America | | | | | | | | | | | | | | | | |
| Arctic General Operations | Full-time | - | - | 0.0 | - | - | 0.0 | - | 1.0 | 1.0 | - | - | 0.0 | 0.0 | 1.0 | 1.0 |
| | Part-time | - | - | 0.0 | - | - | 0.0 | - | - | 0.0 | - | - | 0.0 | 0.0 | 0.0 | 0.0 |
| | Total | 0.0 | 0.0 | 0.0 | 0.0 | 0.0 | 0.0 | 0.0 | 1.0 | 1.0 | 0.0 | 0.0 | 0.0 | 0.0 | 1.0 | 1.0 |
| Arctic Journal Operations | Full-time | - | - | 0.0 | - | - | 0.0 | - | 1.0 | 1.0 | - | - | 0.0 | 0.0 | 1.0 | 1.0 |
| | Part-time | - | - | 0.0 | - | - | 0.0 | - | - | 0.0 | - | - | 0.0 | 0.0 | 0.0 | 0.0 |
| | Total | 0.0 | 0.0 | 0.0 | 0.0 | 0.0 | 0.0 | 0.0 | 1.0 | 1.0 | 0.0 | 0.0 | 0.0 | 0.0 | 1.0 | 1.0 |
| Arctic Science & Tech Info | Full-time | - | - | 0.0 | - | - | 0.0 | 1.0 | - | 1.0 | - | - | 0.0 | 1.0 | 0.0 | 1.0 |
| | Part-time | - | - | 0.0 | - | - | 0.0 | - | - | 0.0 | - | - | 0.0 | 0.0 | 0.0 | 0.0 |
| | Total | 0.0 | 0.0 | 0.0 | 0.0 | 0.0 | 0.0 | 1.0 | 0.0 | 1.0 | 0.0 | 0.0 | 0.0 | 1.0 | 0.0 | 1.0 |
| Total Arctic Institute of North America | Full-time | 0.0 | 0.0 | 0.0 | 0.0 | 0.0 | 0.0 | 1.0 | 2.0 | 3.0 | 0.0 | 0.0 | 0.0 | 1.0 | 2.0 | 3.0 |
| | Part-time | 0.0 | 0.0 | 0.0 | 0.0 | 0.0 | 0.0 | 0.0 | 0.0 | 0.0 | 0.0 | 0.0 | 0.0 | 0.0 | 0.0 | 0.0 |
| | Total | 0.0 | 0.0 | 0.0 | 0.0 | 0.0 | 0.0 | 1.0 | 2.0 | 3.0 | 0.0 | 0.0 | 0.0 | 1.0 | 2.0 | 3.0 |
| Campus Infrastructure | | | | | | | | | | | | | | | | |
| Campus Infrastructure Administration | Full-time | - | - | 0.0 | - | - | 0.0 | - | 1.0 | 1.0 | - | - | 0.0 | 0.0 | 1.0 | 1.0 |
| | Part-time | - | - | 0.0 | - | - | 0.0 | - | - | 0.0 | - | - | 0.0 | 0.0 | 0.0 | 0.0 |
| | Total | 0.0 | 0.0 | 0.0 | 0.0 | 0.0 | 0.0 | 0.0 | 1.0 | 1.0 | 0.0 | 0.0 | 0.0 | 0.0 | 1.0 | 1.0 |
| Caretaking | Full-time | - | - | 0.0 | - | - | 0.0 | 1.0 | - | 1.0 | 102.0 | 107.0 | 209.0 | 103.0 | 107.0 | 210.0 |
| | Part-time | - | - | 0.0 | - | - | 0.0 | - | - | 0.0 | 1.7 | 2.5 | 4.3 | 1.7 | 2.5 | 4.3 |
| | Total | 0.0 | 0.0 | 0.0 | 0.0 | 0.0 | 0.0 | 1.0 | 0.0 | 1.0 | 103.7 | 109.5 | 213.3 | 104.7 | 109.5 | 214.3 |
| Central Heating Plant | Full-time | - | - | 0.0 | - | - | 0.0 | 1.0 | - | 1.0 | 12.0 | - | 12.0 | 13.0 | 0.0 | 13.0 |
| | Part-time | - | - | 0.0 | - | - | 0.0 | - | - | 0.0 | - | - | 0.0 | 0.0 | 0.0 | 0.0 |
| | Total | 0.0 | 0.0 | 0.0 | 0.0 | 0.0 | 0.0 | 1.0 | 0.0 | 1.0 | 12.0 | 0.0 | 12.0 | 13.0 | 0.0 | 13.0 |
| Coordinated Services | Full-time | - | - | 0.0 | - | - | 0.0 | 2.0 | 3.0 | 5.0 | - | 10.0 | 10.0 | 2.0 | 13.0 | 15.0 |
| | Part-time | - | - | 0.0 | - | - | 0.0 | - | - | 0.0 | - | - | 0.0 | 0.0 | 0.0 | 0.0 |
| | Total | 0.0 | 0.0 | 0.0 | 0.0 | 0.0 | 0.0 | 2.0 | 3.0 | 5.0 | 0.0 | 10.0 | 10.0 | 2.0 | 13.0 | 15.0 |

**FULL-TIME EQUIVALENT STAFF BY FULL- & PART-TIME
BY FACULTY & NON-FACULTY UNIT, 2006 (a)**

| Faculty/Non Faculty Units | | Senior Administration | | | Academic (b) | | | Management & Professional (MaPS) (c) | | | Support (d) | | | Total | | |
|---------------------------------|-----------|-----------------------|-----|-------|--------------|-----|-------|---|-----|-------|-------------|-------|-------|-------|-------|-------|
| | | M | F | Total | M | F | Total | M | F | Total | M | F | Total | M | F | Total |
| Corporate Technology | Full-time | - | - | 0.0 | - | - | 0.0 | - | - | 0.0 | 5.0 | - | 5.0 | 5.0 | 0.0 | 5.0 |
| | Part-time | - | - | 0.0 | - | - | 0.0 | - | - | 0.0 | - | - | 0.0 | 0.0 | 0.0 | 0.0 |
| | Total | 0.0 | 0.0 | 0.0 | 0.0 | 0.0 | 0.0 | 0.0 | 0.0 | 0.0 | 5.0 | 0.0 | 5.0 | 5.0 | 0.0 | 5.0 |
| Engineering | Full-time | - | - | 0.0 | - | - | 0.0 | 2.0 | - | 2.0 | 1.0 | - | 1.0 | 3.0 | 0.0 | 3.0 |
| | Part-time | - | - | 0.0 | - | - | 0.0 | - | - | 0.0 | - | - | 0.0 | 0.0 | 0.0 | 0.0 |
| | Total | 0.0 | 0.0 | 0.0 | 0.0 | 0.0 | 0.0 | 2.0 | 0.0 | 2.0 | 1.0 | 0.0 | 1.0 | 3.0 | 0.0 | 3.0 |
| Grounds | Full-time | - | - | 0.0 | - | - | 0.0 | - | - | 0.0 | 13.0 | 3.0 | 16.0 | 13.0 | 3.0 | 16.0 |
| | Part-time | - | - | 0.0 | - | - | 0.0 | - | - | 0.0 | - | - | 0.0 | 0.0 | 0.0 | 0.0 |
| | Total | 0.0 | 0.0 | 0.0 | 0.0 | 0.0 | 0.0 | 0.0 | 0.0 | 0.0 | 13.0 | 3.0 | 16.0 | 13.0 | 3.0 | 16.0 |
| Maintenance - Admin Zone Mgr | Full-time | - | - | 0.0 | - | - | 0.0 | 4.0 | 1.0 | 5.0 | - | 3.0 | 3.0 | 4.0 | 4.0 | 8.0 |
| | Part-time | - | - | 0.0 | - | - | 0.0 | - | - | 0.0 | - | - | 0.0 | 0.0 | 0.0 | 0.0 |
| | Total | 0.0 | 0.0 | 0.0 | 0.0 | 0.0 | 0.0 | 4.0 | 1.0 | 5.0 | 0.0 | 3.0 | 3.0 | 4.0 | 4.0 | 8.0 |
| Maintenance - Zone 1 | Full-time | - | - | 0.0 | - | - | 0.0 | - | 1.0 | 1.0 | - | 1.0 | 1.0 | 0.0 | 2.0 | 2.0 |
| | Part-time | - | - | 0.0 | - | - | 0.0 | - | - | 0.0 | - | - | 0.0 | 0.0 | 0.0 | 0.0 |
| | Total | 0.0 | 0.0 | 0.0 | 0.0 | 0.0 | 0.0 | 0.0 | 1.0 | 1.0 | 0.0 | 1.0 | 1.0 | 0.0 | 2.0 | 2.0 |
| Maintenance - Zone 2 | Full-time | - | - | 0.0 | - | - | 0.0 | - | 1.0 | 1.0 | - | - | 0.0 | 0.0 | 1.0 | 1.0 |
| | Part-time | - | - | 0.0 | - | - | 0.0 | - | - | 0.0 | - | - | 0.0 | 0.0 | 0.0 | 0.0 |
| | Total | 0.0 | 0.0 | 0.0 | 0.0 | 0.0 | 0.0 | 0.0 | 1.0 | 1.0 | 0.0 | 0.0 | 0.0 | 0.0 | 1.0 | 1.0 |
| Maintenance - Zone 4 | Full-time | - | - | 0.0 | - | - | 0.0 | 1.0 | - | 1.0 | - | - | 0.0 | 1.0 | 0.0 | 1.0 |
| | Part-time | - | - | 0.0 | - | - | 0.0 | - | - | 0.0 | - | - | 0.0 | 0.0 | 0.0 | 0.0 |
| | Total | 0.0 | 0.0 | 0.0 | 0.0 | 0.0 | 0.0 | 1.0 | 0.0 | 1.0 | 0.0 | 0.0 | 0.0 | 1.0 | 0.0 | 1.0 |
| Maintenance & Operations | Full-time | - | - | 0.0 | - | - | 0.0 | 1.0 | - | 1.0 | 74.0 | 8.0 | 82.0 | 75.0 | 8.0 | 83.0 |
| | Part-time | - | - | 0.0 | - | - | 0.0 | - | - | 0.0 | - | - | 0.0 | 0.0 | 0.0 | 0.0 |
| | Total | 0.0 | 0.0 | 0.0 | 0.0 | 0.0 | 0.0 | 1.0 | 0.0 | 1.0 | 74.0 | 8.0 | 82.0 | 75.0 | 8.0 | 83.0 |
| Motor Vehicle Pool | Full-time | - | - | 0.0 | - | - | 0.0 | - | - | 0.0 | 2.0 | - | 2.0 | 2.0 | 0.0 | 2.0 |
| | Part-time | - | - | 0.0 | - | - | 0.0 | - | - | 0.0 | - | - | 0.0 | 0.0 | 0.0 | 0.0 |
| | Total | 0.0 | 0.0 | 0.0 | 0.0 | 0.0 | 0.0 | 0.0 | 0.0 | 0.0 | 2.0 | 0.0 | 2.0 | 2.0 | 0.0 | 2.0 |
| Program Management Office | Full-time | - | - | 0.0 | - | - | 0.0 | 2.0 | - | 2.0 | 3.0 | 2.0 | 5.0 | 5.0 | 2.0 | 7.0 |
| | Part-time | - | - | 0.0 | - | - | 0.0 | - | - | 0.0 | - | - | 0.0 | 0.0 | 0.0 | 0.0 |
| | Total | 0.0 | 0.0 | 0.0 | 0.0 | 0.0 | 0.0 | 2.0 | 0.0 | 2.0 | 3.0 | 2.0 | 5.0 | 5.0 | 2.0 | 7.0 |
| Real Estate | Full-time | - | - | 0.0 | - | - | 0.0 | 1.0 | - | 1.0 | - | 1.0 | 1.0 | 1.0 | 1.0 | 2.0 |
| | Part-time | - | - | 0.0 | - | - | 0.0 | - | - | 0.0 | - | - | 0.0 | 0.0 | 0.0 | 0.0 |
| | Total | 0.0 | 0.0 | 0.0 | 0.0 | 0.0 | 0.0 | 1.0 | 0.0 | 1.0 | 0.0 | 1.0 | 1.0 | 1.0 | 1.0 | 2.0 |
| Records Management Office | Full-time | - | - | 0.0 | - | - | 0.0 | - | - | 0.0 | 1.0 | 1.0 | 2.0 | 1.0 | 1.0 | 2.0 |
| | Part-time | - | - | 0.0 | - | - | 0.0 | - | - | 0.0 | - | - | 0.0 | 0.0 | 0.0 | 0.0 |
| | Total | 0.0 | 0.0 | 0.0 | 0.0 | 0.0 | 0.0 | 0.0 | 0.0 | 0.0 | 1.0 | 1.0 | 2.0 | 1.0 | 1.0 | 2.0 |
| Sustainable Renewal | Full-time | - | - | 0.0 | - | - | 0.0 | 4.0 | - | 4.0 | - | 2.0 | 2.0 | 4.0 | 2.0 | 6.0 |
| | Part-time | - | - | 0.0 | - | - | 0.0 | - | - | 0.0 | - | - | 0.0 | 0.0 | 0.0 | 0.0 |
| | Total | 0.0 | 0.0 | 0.0 | 0.0 | 0.0 | 0.0 | 4.0 | 0.0 | 4.0 | 0.0 | 2.0 | 2.0 | 4.0 | 2.0 | 6.0 |
| Utilities | Full-time | - | - | 0.0 | - | - | 0.0 | 1.0 | - | 1.0 | - | - | 0.0 | 1.0 | 0.0 | 1.0 |
| | Part-time | - | - | 0.0 | - | - | 0.0 | - | - | 0.0 | - | - | 0.0 | 0.0 | 0.0 | 0.0 |
| | Total | 0.0 | 0.0 | 0.0 | 0.0 | 0.0 | 0.0 | 1.0 | 0.0 | 1.0 | 0.0 | 0.0 | 0.0 | 1.0 | 0.0 | 1.0 |
| Total Campus Infrastructure | Full-time | 0.0 | 0.0 | 0.0 | 0.0 | 0.0 | 0.0 | 20.0 | 7.0 | 27.0 | 213.0 | 138.0 | 351.0 | 233.0 | 145.0 | 378.0 |
| | Part-time | 0.0 | 0.0 | 0.0 | 0.0 | 0.0 | 0.0 | 0.0 | 0.0 | 0.0 | 1.7 | 2.5 | 4.3 | 1.7 | 2.5 | 4.3 |
| | Total | 0.0 | 0.0 | 0.0 | 0.0 | 0.0 | 0.0 | 20.0 | 7.0 | 27.0 | 214.7 | 140.5 | 355.3 | 234.7 | 147.5 | 382.3 |
| Campus Planning | | | | | | | | | | | | | | | | |
| Campus Planning | Full-time | - | - | 0.0 | - | - | 0.0 | 1.0 | 1.0 | 2.0 | - | - | 0.0 | 1.0 | 1.0 | 2.0 |
| | Part-time | - | - | 0.0 | - | - | 0.0 | - | - | 0.0 | - | - | 0.0 | 0.0 | 0.0 | 0.0 |
| | Total | 0.0 | 0.0 | 0.0 | 0.0 | 0.0 | 0.0 | 1.0 | 1.0 | 2.0 | 0.0 | 0.0 | 0.0 | 1.0 | 1.0 | 2.0 |
| Office of the Univ Archivist | Full-time | - | - | 0.0 | - | - | 0.0 | - | 1.0 | 1.0 | - | 1.0 | 1.0 | 0.0 | 2.0 | 2.0 |
| | Part-time | - | - | 0.0 | - | - | 0.0 | - | - | 0.0 | - | - | 0.0 | 0.0 | 0.0 | 0.0 |
| | Total | 0.0 | 0.0 | 0.0 | 0.0 | 0.0 | 0.0 | 0.0 | 1.0 | 1.0 | 0.0 | 1.0 | 1.0 | 0.0 | 2.0 | 2.0 |
| Property Development | Full-time | - | - | 0.0 | - | - | 0.0 | - | 1.0 | 1.0 | - | - | 0.0 | 0.0 | 1.0 | 1.0 |
| | Part-time | - | - | 0.0 | - | - | 0.0 | - | - | 0.0 | - | - | 0.0 | 0.0 | 0.0 | 0.0 |
| | Total | 0.0 | 0.0 | 0.0 | 0.0 | 0.0 | 0.0 | 0.0 | 1.0 | 1.0 | 0.0 | 0.0 | 0.0 | 0.0 | 1.0 | 1.0 |

**FULL-TIME EQUIVALENT STAFF BY FULL- & PART-TIME
BY FACULTY & NON-FACULTY UNIT, 2006 (a)**

| Faculty/Non Faculty Units | | Senior Administration | | | Academic (b) | | | Management & Professional (MaPS) (c) | | | Support (d) | | | Total | | |
|------------------------------------|-----------|-----------------------|-----|-------|--------------|-----|-------|--------------------------------------|------|-------|-------------|------|-------|-------|------|-------|
| | | M | F | Total | M | F | Total | M | F | Total | M | F | Total | M | F | Total |
| Space Management | Full-time | - | - | 0.0 | - | - | 0.0 | - | 3.0 | 3.0 | - | - | 0.0 | 0.0 | 3.0 | 3.0 |
| | Part-time | - | - | 0.0 | - | - | 0.0 | - | 0.8 | 0.8 | - | - | 0.0 | 0.0 | 0.8 | 0.8 |
| | Total | 0.0 | 0.0 | 0.0 | 0.0 | 0.0 | 0.0 | 0.0 | 3.8 | 3.8 | 0.0 | 0.0 | 0.0 | 0.0 | 3.8 | 3.8 |
| Total Campus Planning | Full-time | 0.0 | 0.0 | 0.0 | 0.0 | 0.0 | 0.0 | 1.0 | 6.0 | 7.0 | 0.0 | 1.0 | 1.0 | 1.0 | 7.0 | 8.0 |
| | Part-time | 0.0 | 0.0 | 0.0 | 0.0 | 0.0 | 0.0 | 0.0 | 0.8 | 0.8 | 0.0 | 0.0 | 0.0 | 0.0 | 0.8 | 0.8 |
| | Total | 0.0 | 0.0 | 0.0 | 0.0 | 0.0 | 0.0 | 1.0 | 6.8 | 7.8 | 0.0 | 1.0 | 1.0 | 1.0 | 7.8 | 8.8 |
| Continuing Education | | | | | | | | | | | | | | | | |
| Continuing Education | Full-time | 1.0 | - | 1.0 | - | 1.0 | 1.0 | - | 2.0 | 2.0 | 1.0 | 1.0 | 2.0 | 2.0 | 4.0 | 6.0 |
| | Part-time | - | - | 0.0 | - | - | 0.0 | - | - | 0.0 | - | - | 0.0 | 0.0 | 0.0 | 0.0 |
| | Total | 1.0 | 0.0 | 1.0 | 0.0 | 1.0 | 1.0 | 0.0 | 2.0 | 2.0 | 1.0 | 1.0 | 2.0 | 2.0 | 4.0 | 6.0 |
| Extension | Full-time | - | - | 0.0 | - | - | 0.0 | - | - | 0.0 | 1.0 | 3.0 | 4.0 | 1.0 | 3.0 | 4.0 |
| | Part-time | - | - | 0.0 | - | - | 0.0 | - | - | 0.0 | 0.7 | - | 0.7 | 0.7 | 0.0 | 0.7 |
| | Total | 0.0 | 0.0 | 0.0 | 0.0 | 0.0 | 0.0 | 0.0 | 0.0 | 0.0 | 1.7 | 3.0 | 4.7 | 1.7 | 3.0 | 4.7 |
| Extension - Adult Education | Full-time | - | - | 0.0 | - | - | 0.0 | - | 1.0 | 1.0 | - | 2.0 | 2.0 | 0.0 | 3.0 | 3.0 |
| | Part-time | - | - | 0.0 | - | - | 0.0 | - | 0.5 | 0.5 | - | - | 0.0 | 0.0 | 0.5 | 0.5 |
| | Total | 0.0 | 0.0 | 0.0 | 0.0 | 0.0 | 0.0 | 0.0 | 1.5 | 1.5 | 0.0 | 2.0 | 2.0 | 0.0 | 3.5 | 3.5 |
| Extension - Business | Full-time | - | - | 0.0 | - | - | 0.0 | - | 2.0 | 2.0 | - | 4.0 | 4.0 | 0.0 | 6.0 | 6.0 |
| | Part-time | - | - | 0.0 | - | - | 0.0 | - | - | 0.0 | - | - | 0.0 | 0.0 | 0.0 | 0.0 |
| | Total | 0.0 | 0.0 | 0.0 | 0.0 | 0.0 | 0.0 | 0.0 | 2.0 | 2.0 | 0.0 | 4.0 | 4.0 | 0.0 | 6.0 | 6.0 |
| Extension - Languages | Full-time | - | - | 0.0 | - | - | 0.0 | 1.0 | - | 1.0 | 4.0 | - | 4.0 | 5.0 | 0.0 | 5.0 |
| | Part-time | - | - | 0.0 | - | - | 0.0 | - | - | 0.0 | - | 0.8 | 0.8 | 0.0 | 0.8 | 0.8 |
| | Total | 0.0 | 0.0 | 0.0 | 0.0 | 0.0 | 0.0 | 1.0 | 0.0 | 1.0 | 4.0 | 0.8 | 4.8 | 5.0 | 0.8 | 5.8 |
| Extension - Lifestyles | Full-time | - | - | 0.0 | - | - | 0.0 | 1.0 | 1.0 | 2.0 | - | 1.0 | 1.0 | 1.0 | 2.0 | 3.0 |
| | Part-time | - | - | 0.0 | - | - | 0.0 | - | - | 0.0 | - | 0.6 | 0.6 | 0.0 | 0.6 | 0.6 |
| | Total | 0.0 | 0.0 | 0.0 | 0.0 | 0.0 | 0.0 | 1.0 | 1.0 | 2.0 | 0.0 | 1.6 | 1.6 | 1.0 | 2.6 | 3.6 |
| Extension - Management Certificate | Full-time | - | - | 0.0 | - | - | 0.0 | 1.0 | 2.0 | 3.0 | 1.0 | 5.0 | 6.0 | 2.0 | 7.0 | 9.0 |
| | Part-time | - | - | 0.0 | - | - | 0.0 | - | - | 0.0 | - | - | 0.0 | 0.0 | 0.0 | 0.0 |
| | Total | 0.0 | 0.0 | 0.0 | 0.0 | 0.0 | 0.0 | 1.0 | 2.0 | 3.0 | 1.0 | 5.0 | 6.0 | 2.0 | 7.0 | 9.0 |
| Extension - Marketing | Full-time | - | - | 0.0 | - | - | 0.0 | - | 1.0 | 1.0 | 1.0 | 2.0 | 3.0 | 1.0 | 3.0 | 4.0 |
| | Part-time | - | - | 0.0 | - | - | 0.0 | - | - | 0.0 | - | 0.8 | 0.8 | 0.0 | 0.8 | 0.8 |
| | Total | 0.0 | 0.0 | 0.0 | 0.0 | 0.0 | 0.0 | 0.0 | 1.0 | 1.0 | 1.0 | 2.8 | 3.8 | 1.0 | 3.8 | 4.8 |
| Extension - Science & Technology | Full-time | - | - | 0.0 | - | - | 0.0 | 1.0 | - | 1.0 | 1.0 | 4.0 | 5.0 | 2.0 | 4.0 | 6.0 |
| | Part-time | - | - | 0.0 | - | - | 0.0 | - | - | 0.0 | - | 0.8 | 0.8 | 0.0 | 0.8 | 0.8 |
| | Total | 0.0 | 0.0 | 0.0 | 0.0 | 0.0 | 0.0 | 1.0 | 0.0 | 1.0 | 1.0 | 4.8 | 5.8 | 2.0 | 4.8 | 6.8 |
| French Centre | Full-time | - | - | 0.0 | - | - | 0.0 | - | - | 0.0 | - | 1.0 | 1.0 | 0.0 | 1.0 | 1.0 |
| | Part-time | - | - | 0.0 | - | - | 0.0 | - | - | 0.0 | - | - | 0.0 | 0.0 | 0.0 | 0.0 |
| | Total | 0.0 | 0.0 | 0.0 | 0.0 | 0.0 | 0.0 | 0.0 | 0.0 | 0.0 | 0.0 | 1.0 | 1.0 | 0.0 | 1.0 | 1.0 |
| French Language Program | Full-time | - | - | 0.0 | - | - | 0.0 | - | - | 0.0 | 1.0 | 1.0 | 2.0 | 1.0 | 1.0 | 2.0 |
| | Part-time | - | - | 0.0 | - | - | 0.0 | - | - | 0.0 | - | - | 0.0 | 0.0 | 0.0 | 0.0 |
| | Total | 0.0 | 0.0 | 0.0 | 0.0 | 0.0 | 0.0 | 0.0 | 0.0 | 0.0 | 1.0 | 1.0 | 2.0 | 1.0 | 1.0 | 2.0 |
| Management Leadership Program | Full-time | - | - | 0.0 | - | - | 0.0 | - | 1.0 | 1.0 | - | - | 0.0 | 0.0 | 1.0 | 1.0 |
| | Part-time | - | - | 0.0 | - | - | 0.0 | - | - | 0.0 | - | - | 0.0 | 0.0 | 0.0 | 0.0 |
| | Total | 0.0 | 0.0 | 0.0 | 0.0 | 0.0 | 0.0 | 0.0 | 1.0 | 1.0 | 0.0 | 0.0 | 0.0 | 0.0 | 1.0 | 1.0 |
| Spring/Summer Session | Full-time | - | - | 0.0 | - | - | 0.0 | - | 1.0 | 1.0 | - | 2.0 | 2.0 | 0.0 | 3.0 | 3.0 |
| | Part-time | - | - | 0.0 | - | - | 0.0 | - | - | 0.0 | - | - | 0.0 | 0.0 | 0.0 | 0.0 |
| | Total | 0.0 | 0.0 | 0.0 | 0.0 | 0.0 | 0.0 | 0.0 | 1.0 | 1.0 | 0.0 | 2.0 | 2.0 | 0.0 | 3.0 | 3.0 |
| Total Continuing Education | Full-time | 1.0 | 0.0 | 1.0 | 0.0 | 1.0 | 1.0 | 4.0 | 11.0 | 15.0 | 10.0 | 26.0 | 36.0 | 15.0 | 38.0 | 53.0 |
| | Part-time | 0.0 | 0.0 | 0.0 | 0.0 | 0.0 | 0.0 | 0.0 | 0.5 | 0.5 | 0.7 | 3.0 | 3.7 | 0.7 | 3.5 | 4.2 |
| | Total | 1.0 | 0.0 | 1.0 | 0.0 | 1.0 | 1.0 | 4.0 | 11.5 | 15.5 | 10.7 | 29.0 | 39.7 | 15.7 | 41.5 | 57.2 |
| Information Technologies | | | | | | | | | | | | | | | | |
| Information Technologies | Full-time | - | - | 0.0 | - | - | 0.0 | - | - | 0.0 | 3.0 | - | 3.0 | 3.0 | 0.0 | 3.0 |
| | Part-time | - | - | 0.0 | - | - | 0.0 | - | - | 0.0 | - | - | 0.0 | 0.0 | 0.0 | 0.0 |
| | Total | 0.0 | 0.0 | 0.0 | 0.0 | 0.0 | 0.0 | 0.0 | 0.0 | 0.0 | 3.0 | 0.0 | 3.0 | 3.0 | 0.0 | 3.0 |

**FULL-TIME EQUIVALENT STAFF BY FULL- & PART-TIME
BY FACULTY & NON-FACULTY UNIT, 2006 (a)**

| Faculty/Non Faculty Units | | Senior Administration | | | Academic (b) | | | Management & Professional (MaPS) (c) | | | Support (d) | | | Total | | |
|--|-----------|-----------------------|-----|-------|--------------|-----|-------|---|-----|-------|-------------|-----|-------|-------|-----|-------|
| | | M | F | Total | M | F | Total | M | F | Total | M | F | Total | M | F | Total |
| IT Application Dev Maintenance & Support | Full-time | - | - | 0.0 | - | - | 0.0 | 6.0 | 3.0 | 9.0 | 12.0 | 5.0 | 17.0 | 18.0 | 8.0 | 26.0 |
| | Part-time | - | - | 0.0 | - | - | 0.0 | - | - | 0.0 | 0.8 | 0.8 | 1.6 | 0.8 | 0.8 | 1.6 |
| | Total | 0.0 | 0.0 | 0.0 | 0.0 | 0.0 | 0.0 | 6.0 | 3.0 | 9.0 | 12.8 | 5.8 | 18.6 | 18.8 | 8.8 | 27.6 |
| IT Application Services Administration | Full-time | - | - | 0.0 | - | - | 0.0 | - | - | 0.0 | - | 1.0 | 1.0 | 0.0 | 1.0 | 1.0 |
| | Part-time | - | - | 0.0 | - | - | 0.0 | - | - | 0.0 | - | - | 0.0 | 0.0 | 0.0 | 0.0 |
| | Total | 0.0 | 0.0 | 0.0 | 0.0 | 0.0 | 0.0 | 0.0 | 0.0 | 0.0 | 0.0 | 1.0 | 1.0 | 0.0 | 1.0 | 1.0 |
| IT Audio/Visual Repair Services | Full-time | - | - | 0.0 | - | - | 0.0 | - | - | 0.0 | 5.0 | - | 5.0 | 5.0 | 0.0 | 5.0 |
| | Part-time | - | - | 0.0 | - | - | 0.0 | - | - | 0.0 | - | - | 0.0 | 0.0 | 0.0 | 0.0 |
| | Total | 0.0 | 0.0 | 0.0 | 0.0 | 0.0 | 0.0 | 0.0 | 0.0 | 0.0 | 5.0 | 0.0 | 5.0 | 5.0 | 0.0 | 5.0 |
| IT Business Office | Full-time | - | - | 0.0 | - | - | 0.0 | 1.0 | - | 1.0 | - | 8.0 | 8.0 | 1.0 | 8.0 | 9.0 |
| | Part-time | - | - | 0.0 | - | - | 0.0 | - | - | 0.0 | - | - | 0.0 | 0.0 | 0.0 | 0.0 |
| | Total | 0.0 | 0.0 | 0.0 | 0.0 | 0.0 | 0.0 | 1.0 | 0.0 | 1.0 | 0.0 | 8.0 | 8.0 | 1.0 | 8.0 | 9.0 |
| IT Chief Information Officer | Full-time | 1.0 | - | 1.0 | - | - | 0.0 | - | 4.0 | 4.0 | - | - | 0.0 | 1.0 | 4.0 | 5.0 |
| | Part-time | - | - | 0.0 | - | - | 0.0 | - | - | 0.0 | - | - | 0.0 | 0.0 | 0.0 | 0.0 |
| | Total | 1.0 | 0.0 | 1.0 | 0.0 | 0.0 | 0.0 | 0.0 | 4.0 | 4.0 | 0.0 | 0.0 | 0.0 | 1.0 | 4.0 | 5.0 |
| IT Classroom Services | Full-time | - | - | 0.0 | - | - | 0.0 | 1.0 | - | 1.0 | 29.0 | 6.0 | 35.0 | 30.0 | 6.0 | 36.0 |
| | Part-time | - | - | 0.0 | - | - | 0.0 | - | - | 0.0 | 1.1 | 0.4 | 1.5 | 1.1 | 0.4 | 1.5 |
| | Total | 0.0 | 0.0 | 0.0 | 0.0 | 0.0 | 0.0 | 1.0 | 0.0 | 1.0 | 30.1 | 6.4 | 36.5 | 31.1 | 6.4 | 37.5 |
| IT Client Services | Full-time | - | - | 0.0 | - | - | 0.0 | 1.0 | 1.0 | 2.0 | - | - | 0.0 | 1.0 | 1.0 | 2.0 |
| | Part-time | - | - | 0.0 | - | - | 0.0 | - | - | 0.0 | - | - | 0.0 | 0.0 | 0.0 | 0.0 |
| | Total | 0.0 | 0.0 | 0.0 | 0.0 | 0.0 | 0.0 | 1.0 | 1.0 | 2.0 | 0.0 | 0.0 | 0.0 | 1.0 | 1.0 | 2.0 |
| IT Communications | Full-time | - | - | 0.0 | - | - | 0.0 | - | - | 0.0 | - | 1.0 | 1.0 | 0.0 | 1.0 | 1.0 |
| | Part-time | - | - | 0.0 | - | - | 0.0 | - | - | 0.0 | - | - | 0.0 | 0.0 | 0.0 | 0.0 |
| | Total | 0.0 | 0.0 | 0.0 | 0.0 | 0.0 | 0.0 | 0.0 | 0.0 | 0.0 | 0.0 | 1.0 | 1.0 | 0.0 | 1.0 | 1.0 |
| IT Customer Services | Full-time | - | - | 0.0 | - | - | 0.0 | 1.0 | - | 1.0 | 1.0 | 2.0 | 3.0 | 2.0 | 2.0 | 4.0 |
| | Part-time | - | - | 0.0 | - | - | 0.0 | - | - | 0.0 | - | - | 0.0 | 0.0 | 0.0 | 0.0 |
| | Total | 0.0 | 0.0 | 0.0 | 0.0 | 0.0 | 0.0 | 1.0 | 0.0 | 1.0 | 1.0 | 2.0 | 3.0 | 2.0 | 2.0 | 4.0 |
| IT Data Services | Full-time | - | - | 0.0 | - | - | 0.0 | - | - | 0.0 | 1.0 | - | 1.0 | 1.0 | 0.0 | 1.0 |
| | Part-time | - | - | 0.0 | - | - | 0.0 | - | - | 0.0 | - | - | 0.0 | 0.0 | 0.0 | 0.0 |
| | Total | 0.0 | 0.0 | 0.0 | 0.0 | 0.0 | 0.0 | 0.0 | 0.0 | 0.0 | 1.0 | 0.0 | 1.0 | 1.0 | 0.0 | 1.0 |
| IT Deskside Services | Full-time | - | - | 0.0 | - | - | 0.0 | - | 1.0 | 1.0 | - | - | 0.0 | 0.0 | 1.0 | 1.0 |
| | Part-time | - | - | 0.0 | - | - | 0.0 | - | - | 0.0 | - | - | 0.0 | 0.0 | 0.0 | 0.0 |
| | Total | 0.0 | 0.0 | 0.0 | 0.0 | 0.0 | 0.0 | 0.0 | 1.0 | 1.0 | 0.0 | 0.0 | 0.0 | 0.0 | 1.0 | 1.0 |
| IT Deskside Support | Full-time | - | - | 0.0 | - | - | 0.0 | 1.0 | - | 1.0 | 10.0 | - | 10.0 | 11.0 | 0.0 | 11.0 |
| | Part-time | - | - | 0.0 | - | - | 0.0 | - | - | 0.0 | - | - | 0.0 | 0.0 | 0.0 | 0.0 |
| | Total | 0.0 | 0.0 | 0.0 | 0.0 | 0.0 | 0.0 | 1.0 | 0.0 | 1.0 | 10.0 | 0.0 | 10.0 | 11.0 | 0.0 | 11.0 |
| IT Enterprise Reporting | Full-time | - | - | 0.0 | - | - | 0.0 | - | 1.0 | 1.0 | - | 1.0 | 1.0 | 0.0 | 2.0 | 2.0 |
| | Part-time | - | - | 0.0 | - | - | 0.0 | - | - | 0.0 | - | - | 0.0 | 0.0 | 0.0 | 0.0 |
| | Total | 0.0 | 0.0 | 0.0 | 0.0 | 0.0 | 0.0 | 0.0 | 1.0 | 1.0 | 0.0 | 1.0 | 1.0 | 0.0 | 2.0 | 2.0 |
| IT GIS Remedy Application Services | Full-time | - | - | 0.0 | - | - | 0.0 | - | - | 0.0 | 1.0 | - | 1.0 | 1.0 | 0.0 | 1.0 |
| | Part-time | - | - | 0.0 | - | - | 0.0 | - | - | 0.0 | - | - | 0.0 | 0.0 | 0.0 | 0.0 |
| | Total | 0.0 | 0.0 | 0.0 | 0.0 | 0.0 | 0.0 | 0.0 | 0.0 | 0.0 | 1.0 | 0.0 | 1.0 | 1.0 | 0.0 | 1.0 |
| IT Lab & Classroom Services | Full-time | - | - | 0.0 | - | - | 0.0 | - | - | 0.0 | 3.0 | 1.0 | 4.0 | 3.0 | 1.0 | 4.0 |
| | Part-time | - | - | 0.0 | - | - | 0.0 | - | - | 0.0 | - | - | 0.0 | 0.0 | 0.0 | 0.0 |
| | Total | 0.0 | 0.0 | 0.0 | 0.0 | 0.0 | 0.0 | 0.0 | 0.0 | 0.0 | 3.0 | 1.0 | 4.0 | 3.0 | 1.0 | 4.0 |
| IT Lab Support Services | Full-time | - | - | 0.0 | - | - | 0.0 | 1.0 | - | 1.0 | 2.0 | 3.0 | 5.0 | 3.0 | 3.0 | 6.0 |
| | Part-time | - | - | 0.0 | - | - | 0.0 | - | - | 0.0 | - | - | 0.0 | 0.0 | 0.0 | 0.0 |
| | Total | 0.0 | 0.0 | 0.0 | 0.0 | 0.0 | 0.0 | 1.0 | 0.0 | 1.0 | 2.0 | 3.0 | 5.0 | 3.0 | 3.0 | 6.0 |
| Services | Full-time | - | - | 0.0 | - | - | 0.0 | - | - | 0.0 | 1.0 | - | 1.0 | 1.0 | 0.0 | 1.0 |
| | Part-time | - | - | 0.0 | - | - | 0.0 | - | - | 0.0 | - | - | 0.0 | 0.0 | 0.0 | 0.0 |
| | Total | 0.0 | 0.0 | 0.0 | 0.0 | 0.0 | 0.0 | 0.0 | 0.0 | 0.0 | 1.0 | 0.0 | 1.0 | 1.0 | 0.0 | 1.0 |
| IT OPS & Prod Control Services | Full-time | - | - | 0.0 | - | - | 0.0 | 1.0 | - | 1.0 | - | - | 0.0 | 1.0 | 0.0 | 1.0 |
| | Part-time | - | - | 0.0 | - | - | 0.0 | - | - | 0.0 | - | - | 0.0 | 0.0 | 0.0 | 0.0 |
| | Total | 0.0 | 0.0 | 0.0 | 0.0 | 0.0 | 0.0 | 1.0 | 0.0 | 1.0 | 0.0 | 0.0 | 0.0 | 1.0 | 0.0 | 1.0 |
| IT PC Repair Services | Full-time | - | - | 0.0 | - | - | 0.0 | - | - | 0.0 | 5.0 | 1.0 | 6.0 | 5.0 | 1.0 | 6.0 |
| | Part-time | - | - | 0.0 | - | - | 0.0 | - | - | 0.0 | - | - | 0.0 | 0.0 | 0.0 | 0.0 |
| | Total | 0.0 | 0.0 | 0.0 | 0.0 | 0.0 | 0.0 | 0.0 | 0.0 | 0.0 | 5.0 | 1.0 | 6.0 | 5.0 | 1.0 | 6.0 |

**FULL-TIME EQUIVALENT STAFF BY FULL- & PART-TIME
BY FACULTY & NON-FACULTY UNIT, 2006 (a)**

| Faculty/Non Faculty Units | | Senior Administration | | | Academic (b) | | | Management & Professional (MaPS) (c) | | | Support (d) | | | Total | | |
|---|-----------|-----------------------|-----|-------|--------------|------|-------|--------------------------------------|------|-------|-------------|-------|-------|-------|-------|-------|
| | | M | F | Total | M | F | Total | M | F | Total | M | F | Total | M | F | Total |
| IT Portal Application Services | Full-time | - | - | 0.0 | - | - | 0.0 | - | 1.0 | 1.0 | 1.0 | - | 1.0 | 1.0 | 1.0 | 2.0 |
| | Part-time | - | - | 0.0 | - | - | 0.0 | - | - | 0.0 | - | - | 0.0 | 0.0 | 0.0 | 0.0 |
| | Total | 0.0 | 0.0 | 0.0 | 0.0 | 0.0 | 0.0 | 0.0 | 1.0 | 1.0 | 1.0 | 1.0 | 0.0 | 1.0 | 1.0 | 2.0 |
| IT Project IMAGinE | Full-time | - | - | 0.0 | - | - | 0.0 | 1.0 | - | 1.0 | - | 1.0 | 1.0 | 1.0 | 1.0 | 2.0 |
| | Part-time | - | - | 0.0 | - | - | 0.0 | - | - | 0.0 | - | - | 0.0 | 0.0 | 0.0 | 0.0 |
| | Total | 0.0 | 0.0 | 0.0 | 0.0 | 0.0 | 0.0 | 1.0 | 0.0 | 1.0 | 0.0 | 1.0 | 1.0 | 1.0 | 1.0 | 2.0 |
| IT Research Computing Services | Full-time | - | - | 0.0 | - | - | 0.0 | 4.0 | 1.0 | 5.0 | 1.0 | - | 1.0 | 5.0 | 1.0 | 6.0 |
| | Part-time | - | - | 0.0 | - | - | 0.0 | - | - | 0.0 | - | - | 0.0 | 0.0 | 0.0 | 0.0 |
| | Total | 0.0 | 0.0 | 0.0 | 0.0 | 0.0 | 0.0 | 4.0 | 1.0 | 5.0 | 1.0 | 0.0 | 1.0 | 5.0 | 1.0 | 6.0 |
| IT Security Services | Full-time | - | - | 0.0 | - | - | 0.0 | 1.0 | - | 1.0 | 1.0 | - | 1.0 | 2.0 | 0.0 | 2.0 |
| | Part-time | - | - | 0.0 | - | - | 0.0 | - | - | 0.0 | - | - | 0.0 | 0.0 | 0.0 | 0.0 |
| | Total | 0.0 | 0.0 | 0.0 | 0.0 | 0.0 | 0.0 | 1.0 | 0.0 | 1.0 | 1.0 | 0.0 | 1.0 | 2.0 | 0.0 | 2.0 |
| IT Support Centre | Full-time | - | - | 0.0 | - | - | 0.0 | - | - | 0.0 | 4.0 | 4.0 | 8.0 | 4.0 | 4.0 | 8.0 |
| | Part-time | - | - | 0.0 | - | - | 0.0 | - | - | 0.0 | - | - | 0.0 | 0.0 | 0.0 | 0.0 |
| | Total | 0.0 | 0.0 | 0.0 | 0.0 | 0.0 | 0.0 | 0.0 | 0.0 | 0.0 | 4.0 | 4.0 | 8.0 | 4.0 | 4.0 | 8.0 |
| IT System Services | Full-time | - | - | 0.0 | - | - | 0.0 | 10.0 | 1.0 | 11.0 | 32.0 | 8.0 | 40.0 | 42.0 | 9.0 | 51.0 |
| | Part-time | - | - | 0.0 | - | - | 0.0 | - | - | 0.0 | 0.5 | - | 0.5 | 0.5 | 0.0 | 0.5 |
| | Total | 0.0 | 0.0 | 0.0 | 0.0 | 0.0 | 0.0 | 10.0 | 1.0 | 11.0 | 32.5 | 8.0 | 40.5 | 42.5 | 9.0 | 51.5 |
| IT Web Application Services | Full-time | - | - | 0.0 | - | - | 0.0 | 5.0 | 3.0 | 8.0 | 5.0 | - | 5.0 | 10.0 | 3.0 | 13.0 |
| | Part-time | - | - | 0.0 | - | - | 0.0 | - | - | 0.0 | - | - | 0.0 | 0.0 | 0.0 | 0.0 |
| | Total | 0.0 | 0.0 | 0.0 | 0.0 | 0.0 | 0.0 | 5.0 | 3.0 | 8.0 | 5.0 | 0.0 | 5.0 | 10.0 | 3.0 | 13.0 |
| Total Information Technologies | Full-time | 1.0 | 0.0 | 1.0 | 0.0 | 0.0 | 0.0 | 34.0 | 16.0 | 50.0 | 117.0 | 42.0 | 159.0 | 152.0 | 58.0 | 210.0 |
| | Part-time | 0.0 | 0.0 | 0.0 | 0.0 | 0.0 | 0.0 | 0.0 | 0.0 | 0.0 | 2.3 | 1.2 | 3.5 | 2.3 | 1.2 | 3.5 |
| | Total | 1.0 | 0.0 | 1.0 | 0.0 | 0.0 | 0.0 | 34.0 | 16.0 | 50.0 | 119.3 | 43.2 | 162.5 | 154.3 | 59.2 | 213.5 |
| Total Learning Commons | Full-time | 1.0 | - | 1.0 | 1.0 | 2.0 | 3.0 | 2.0 | - | 2.0 | 9.0 | 5.0 | 14.0 | 13.0 | 7.0 | 20.0 |
| | Part-time | - | - | 0.0 | - | - | 0.0 | - | 0.5 | 0.5 | - | - | 0.0 | 0.0 | 0.5 | 0.5 |
| | Total | 1.0 | 0.0 | 1.0 | 1.0 | 2.0 | 3.0 | 2.0 | 0.5 | 2.5 | 9.0 | 5.0 | 14.0 | 13.0 | 7.5 | 20.5 |
| Libraries & Cultural Resources | | | | | | | | | | | | | | | | |
| Libraries & Cultural Resources | Full-time | 1.0 | - | 1.0 | 7.0 | 33.0 | 40.0 | 3.0 | 10.0 | 13.0 | 33.0 | 84.0 | 117.0 | 44.0 | 127.0 | 171.0 |
| | Part-time | - | - | 0.0 | - | - | 0.0 | - | - | 0.0 | 0.5 | 16.4 | 16.9 | 0.5 | 16.4 | 16.9 |
| | Total | 1.0 | 0.0 | 1.0 | 7.0 | 33.0 | 40.0 | 3.0 | 10.0 | 13.0 | 33.5 | 100.4 | 133.9 | 44.5 | 143.4 | 187.9 |
| Image Centre | Full-time | - | - | 0.0 | - | - | 0.0 | - | 1.0 | 1.0 | 6.0 | 10.0 | 16.0 | 6.0 | 11.0 | 17.0 |
| | Part-time | - | - | 0.0 | - | - | 0.0 | - | - | 0.0 | - | 0.5 | 0.5 | 0.0 | 0.5 | 0.5 |
| | Total | 0.0 | 0.0 | 0.0 | 0.0 | 0.0 | 0.0 | 0.0 | 1.0 | 1.0 | 6.0 | 10.5 | 16.5 | 6.0 | 11.5 | 17.5 |
| Library Partnerships - CHR | Full-time | - | - | 0.0 | - | - | 0.0 | - | - | 0.0 | 1.0 | 5.0 | 6.0 | 1.0 | 5.0 | 6.0 |
| | Part-time | - | - | 0.0 | - | - | 0.0 | - | - | 0.0 | - | - | 0.0 | 0.0 | 0.0 | 0.0 |
| | Total | 0.0 | 0.0 | 0.0 | 0.0 | 0.0 | 0.0 | 0.0 | 0.0 | 0.0 | 1.0 | 5.0 | 6.0 | 1.0 | 5.0 | 6.0 |
| Nickle Arts Museum | Full-time | - | - | 0.0 | - | 4.5 | 4.5 | - | - | 0.0 | 2.0 | 3.0 | 5.0 | 2.0 | 7.5 | 9.5 |
| | Part-time | - | - | 0.0 | - | - | 0.0 | - | - | 0.0 | - | - | 0.0 | 0.0 | 0.0 | 0.0 |
| | Total | 0.0 | 0.0 | 0.0 | 0.0 | 4.5 | 4.5 | 0.0 | 0.0 | 0.0 | 2.0 | 3.0 | 5.0 | 2.0 | 7.5 | 9.5 |
| University Archives | Full-time | - | - | 0.0 | - | 6.0 | 6.0 | - | - | 0.0 | 1.0 | - | 1.0 | 1.0 | 6.0 | 7.0 |
| | Part-time | - | - | 0.0 | - | 0.0 | 0.0 | - | - | 0.0 | - | 2.1 | 2.1 | 0.0 | 2.1 | 2.1 |
| | Total | 0.0 | 0.0 | 0.0 | 0.0 | 6.0 | 6.0 | 0.0 | 0.0 | 0.0 | 1.0 | 2.1 | 3.1 | 1.0 | 8.1 | 9.1 |
| University Libraries - New Programs | Full-time | - | - | 0.0 | 1.0 | 1.0 | 2.0 | - | - | 0.0 | - | - | 0.0 | 1.0 | 1.0 | 2.0 |
| | Part-time | - | - | 0.0 | - | - | 0.0 | - | - | 0.0 | - | - | 0.0 | 0.0 | 0.0 | 0.0 |
| | Total | 0.0 | 0.0 | 0.0 | 1.0 | 1.0 | 2.0 | 0.0 | 0.0 | 0.0 | 0.0 | 0.0 | 0.0 | 1.0 | 1.0 | 2.0 |
| Total Libraries & Cultural Resources | Full-time | 1.0 | 0.0 | 1.0 | 8.0 | 44.5 | 52.5 | 3.0 | 11.0 | 14.0 | 43.0 | 102.0 | 145.0 | 55.0 | 157.5 | 212.5 |
| | Part-time | 0.0 | 0.0 | 0.0 | 0.0 | 0.0 | 0.0 | 0.0 | 0.0 | 0.0 | 0.5 | 19.1 | 19.6 | 0.5 | 19.1 | 19.6 |
| | Total | 1.0 | 0.0 | 1.0 | 8.0 | 44.5 | 52.5 | 3.0 | 11.0 | 14.0 | 43.5 | 121.1 | 164.6 | 55.5 | 176.6 | 232.1 |
| Materials Management | | | | | | | | | | | | | | | | |
| Accounts Payable | Full-time | - | - | 0.0 | - | - | 0.0 | - | 1.0 | 1.0 | 6.0 | 10.0 | 16.0 | 6.0 | 11.0 | 17.0 |
| | Part-time | - | - | 0.0 | - | - | 0.0 | - | - | 0.0 | - | 0.5 | 0.5 | 0.0 | 0.5 | 0.5 |
| | Total | 0.0 | 0.0 | 0.0 | 0.0 | 0.0 | 0.0 | 0.0 | 1.0 | 1.0 | 6.0 | 10.5 | 16.5 | 6.0 | 11.5 | 17.5 |
| Business Operations | Full-time | - | - | 0.0 | - | - | 0.0 | 1.0 | - | 1.0 | - | 5.0 | 5.0 | 1.0 | 5.0 | 6.0 |
| | Part-time | - | - | 0.0 | - | - | 0.0 | - | - | 0.0 | - | - | 0.0 | 0.0 | 0.0 | 0.0 |
| | Total | 0.0 | 0.0 | 0.0 | 0.0 | 0.0 | 0.0 | 1.0 | 0.0 | 1.0 | 0.0 | 5.0 | 5.0 | 1.0 | 5.0 | 6.0 |

**FULL-TIME EQUIVALENT STAFF BY FULL- & PART-TIME
BY FACULTY & NON-FACULTY UNIT, 2006 (a)**

| Faculty/Non Faculty Units | | Senior Administration | | | Academic (b) | | | Management & Professional (MaPS) (c) | | | Support (d) | | | Total | | |
|--|-----------|-----------------------|-----|-------|--------------|-----|-------|--------------------------------------|------|-------|-------------|------|-------|-------|------|-------|
| | | M | F | Total | M | F | Total | M | F | Total | M | F | Total | M | F | Total |
| Business Services | Full-time | 1.0 | - | 1.0 | - | - | 0.0 | 1.0 | 1.0 | 2.0 | 1.0 | 1.0 | 2.0 | 3.0 | 2.0 | 5.0 |
| | Part-time | - | - | 0.0 | - | - | 0.0 | - | - | 0.0 | - | - | 0.0 | 0.0 | 0.0 | 0.0 |
| | Total | 1.0 | 0.0 | 1.0 | 0.0 | 0.0 | 0.0 | 1.0 | 1.0 | 2.0 | 1.0 | 1.0 | 2.0 | 3.0 | 2.0 | 5.0 |
| Customs Traffic | Full-time | - | - | 0.0 | - | - | 0.0 | - | - | 0.0 | 1.0 | - | 1.0 | 1.0 | 0.0 | 1.0 |
| | Part-time | - | - | 0.0 | - | - | 0.0 | - | - | 0.0 | - | - | 0.0 | 0.0 | 0.0 | 0.0 |
| | Total | 0.0 | 0.0 | 0.0 | 0.0 | 0.0 | 0.0 | 0.0 | 0.0 | 0.0 | 1.0 | 0.0 | 1.0 | 1.0 | 0.0 | 1.0 |
| Furnishings | Full-time | - | - | 0.0 | - | - | 0.0 | - | - | 0.0 | 2.0 | - | 2.0 | 2.0 | 0.0 | 2.0 |
| | Part-time | - | - | 0.0 | - | - | 0.0 | - | - | 0.0 | - | - | 0.0 | 0.0 | 0.0 | 0.0 |
| | Total | 0.0 | 0.0 | 0.0 | 0.0 | 0.0 | 0.0 | 0.0 | 0.0 | 0.0 | 2.0 | 0.0 | 2.0 | 2.0 | 0.0 | 2.0 |
| Hazardous Materials Section | Full-time | - | - | 0.0 | - | - | 0.0 | - | - | 0.0 | 2.0 | 1.0 | 3.0 | 2.0 | 1.0 | 3.0 |
| | Part-time | - | - | 0.0 | - | - | 0.0 | - | - | 0.0 | - | - | 0.0 | 0.0 | 0.0 | 0.0 |
| | Total | 0.0 | 0.0 | 0.0 | 0.0 | 0.0 | 0.0 | 0.0 | 0.0 | 0.0 | 2.0 | 1.0 | 3.0 | 2.0 | 1.0 | 3.0 |
| Postal Services | Full-time | - | - | 0.0 | - | - | 0.0 | 1.0 | - | 1.0 | 5.0 | 3.0 | 8.0 | 6.0 | 3.0 | 9.0 |
| | Part-time | - | - | 0.0 | - | - | 0.0 | - | - | 0.0 | - | - | 0.0 | 0.0 | 0.0 | 0.0 |
| | Total | 0.0 | 0.0 | 0.0 | 0.0 | 0.0 | 0.0 | 1.0 | 0.0 | 1.0 | 5.0 | 3.0 | 8.0 | 6.0 | 3.0 | 9.0 |
| Shopping & Receiving | Full-time | - | - | 0.0 | - | - | 0.0 | 1.0 | - | 1.0 | 8.0 | - | 8.0 | 9.0 | 0.0 | 9.0 |
| | Part-time | - | - | 0.0 | - | - | 0.0 | - | - | 0.0 | - | - | 0.0 | 0.0 | 0.0 | 0.0 |
| | Total | 0.0 | 0.0 | 0.0 | 0.0 | 0.0 | 0.0 | 1.0 | 0.0 | 1.0 | 8.0 | 0.0 | 8.0 | 9.0 | 0.0 | 9.0 |
| Supply Management | Full-time | - | - | 0.0 | - | - | 0.0 | 1.0 | - | 1.0 | 5.0 | 10.0 | 15.0 | 6.0 | 10.0 | 16.0 |
| | Part-time | - | - | 0.0 | - | - | 0.0 | - | - | 0.0 | - | - | 0.0 | 0.0 | 0.0 | 0.0 |
| | Total | 0.0 | 0.0 | 0.0 | 0.0 | 0.0 | 0.0 | 1.0 | 0.0 | 1.0 | 5.0 | 10.0 | 15.0 | 6.0 | 10.0 | 16.0 |
| Total Materials Management | Full-time | 1.0 | 0.0 | 1.0 | 0.0 | 0.0 | 0.0 | 5.0 | 2.0 | 7.0 | 30.0 | 30.0 | 60.0 | 36.0 | 32.0 | 68.0 |
| | Part-time | 0.0 | 0.0 | 0.0 | 0.0 | 0.0 | 0.0 | 0.0 | 0.0 | 0.0 | 0.0 | 0.5 | 0.5 | 0.0 | 0.5 | 0.5 |
| | Total | 1.0 | 0.0 | 1.0 | 0.0 | 0.0 | 0.0 | 5.0 | 2.0 | 7.0 | 30.0 | 30.5 | 60.5 | 36.0 | 32.5 | 68.5 |
| Office of Research Services | Full-time | - | - | 0.0 | - | - | 0.0 | 4.0 | 6.0 | 10.0 | 2.0 | 12.0 | 14.0 | 6.0 | 18.0 | 24.0 |
| | Part-time | - | - | 0.0 | - | - | 0.0 | 0.8 | 1.0 | 1.8 | - | 0.5 | 0.5 | 0.8 | 1.5 | 2.3 |
| | Total | 0.0 | 0.0 | 0.0 | 0.0 | 0.0 | 0.0 | 4.8 | 7.0 | 11.8 | 2.0 | 12.5 | 14.5 | 6.8 | 19.5 | 26.3 |
| President's Office | Full-time | 8.0 | 4.0 | 12.0 | - | - | 0.0 | 2.0 | 8.0 | 10.0 | - | 5.0 | 5.0 | 10.0 | 17.0 | 27.0 |
| | Part-time | - | - | 0.0 | - | - | 0.0 | - | - | 0.0 | - | 0.5 | 0.5 | 0.0 | 0.5 | 0.5 |
| | Total | 8.0 | 4.0 | 12.0 | 0.0 | 0.0 | 0.0 | 2.0 | 8.0 | 10.0 | 0.0 | 5.5 | 5.5 | 10.0 | 17.5 | 27.5 |
| Development Office | Full-time | - | - | 0.0 | - | - | 0.0 | 2.0 | 18.0 | 20.0 | - | 14.0 | 14.0 | 2.0 | 32.0 | 34.0 |
| | Part-time | - | - | 0.0 | - | - | 0.0 | - | 0.7 | 0.7 | - | 0.8 | 0.8 | 0.0 | 1.5 | 1.5 |
| | Total | 0.0 | 0.0 | 0.0 | 0.0 | 0.0 | 0.0 | 2.0 | 18.7 | 20.7 | 0.0 | 14.8 | 14.8 | 2.0 | 33.5 | 35.5 |
| Senate | Full-time | - | 1.0 | 1.0 | - | - | 0.0 | - | 1.0 | 1.0 | - | 1.0 | 1.0 | 0.0 | 3.0 | 3.0 |
| | Part-time | - | - | 0.0 | - | - | 0.0 | - | - | 0.0 | - | - | 0.0 | 0.0 | 0.0 | 0.0 |
| | Total | 0.0 | 1.0 | 1.0 | 0.0 | 0.0 | 0.0 | 0.0 | 1.0 | 1.0 | 0.0 | 1.0 | 1.0 | 0.0 | 3.0 | 3.0 |
| Total President's Office | Full-time | 8.0 | 5.0 | 13.0 | 0.0 | 0.0 | 0.0 | 4.0 | 27.0 | 31.0 | 0.0 | 20.0 | 20.0 | 12.0 | 52.0 | 64.0 |
| | Part-time | 0.0 | 0.0 | 0.0 | 0.0 | 0.0 | 0.0 | 0.0 | 0.7 | 0.7 | 0.0 | 1.3 | 1.3 | 0.0 | 2.0 | 2.0 |
| | Total | 8.0 | 5.0 | 13.0 | 0.0 | 0.0 | 0.0 | 4.0 | 27.7 | 31.7 | 0.0 | 21.3 | 21.3 | 12.0 | 54.0 | 66.0 |
| Student and Academic Services | Full-time | 2.0 | 1.0 | 3.0 | - | - | 0.0 | 1.0 | 4.0 | 5.0 | - | 6.0 | 6.0 | 3.0 | 11.0 | 14.0 |
| | Part-time | - | - | 0.0 | - | - | 0.0 | - | 0.8 | 0.8 | - | - | 0.0 | 0.0 | 0.8 | 0.8 |
| | Total | 2.0 | 1.0 | 3.0 | 0.0 | 0.0 | 0.0 | 1.0 | 4.8 | 5.8 | 0.0 | 6.0 | 6.0 | 3.0 | 11.8 | 14.8 |
| Advisory on Harrassment Issues | Full-time | - | - | 0.0 | - | - | 0.0 | - | - | 0.0 | - | - | 0.0 | 0.0 | 0.0 | 0.0 |
| | Part-time | - | - | 0.0 | - | - | 0.0 | - | - | 0.0 | - | 0.5 | 0.5 | 0.0 | 0.5 | 0.5 |
| | Total | 0.0 | 0.0 | 0.0 | 0.0 | 0.0 | 0.0 | 0.0 | 0.0 | 0.0 | 0.0 | 0.5 | 0.5 | 0.0 | 0.5 | 0.5 |
| Associate Registrar's Planning & Systems | Full-time | - | - | 0.0 | - | - | 0.0 | 2.0 | - | 2.0 | 1.0 | 2.0 | 3.0 | 3.0 | 2.0 | 5.0 |
| | Part-time | - | - | 0.0 | - | - | 0.0 | - | - | 0.0 | - | - | 0.0 | 0.0 | 0.0 | 0.0 |
| | Total | 0.0 | 0.0 | 0.0 | 0.0 | 0.0 | 0.0 | 2.0 | 0.0 | 2.0 | 1.0 | 2.0 | 3.0 | 3.0 | 2.0 | 5.0 |
| Career Services | Full-time | - | - | 0.0 | - | - | 0.0 | - | 1.0 | 1.0 | 1.0 | 10.0 | 11.0 | 1.0 | 11.0 | 12.0 |
| | Part-time | - | - | 0.0 | - | - | 0.0 | - | - | 0.0 | - | 1.6 | 1.6 | 0.0 | 1.6 | 1.6 |
| | Total | 0.0 | 0.0 | 0.0 | 0.0 | 0.0 | 0.0 | 0.0 | 1.0 | 1.0 | 1.0 | 11.6 | 12.6 | 1.0 | 12.6 | 13.6 |
| Conference Housing | Full-time | - | - | 0.0 | - | - | 0.0 | - | 1.0 | 1.0 | - | 3.0 | 3.0 | 0.0 | 4.0 | 4.0 |
| | Part-time | - | - | 0.0 | - | - | 0.0 | - | - | 0.0 | - | - | 0.0 | 0.0 | 0.0 | 0.0 |
| | Total | 0.0 | 0.0 | 0.0 | 0.0 | 0.0 | 0.0 | 0.0 | 1.0 | 1.0 | 0.0 | 3.0 | 3.0 | 0.0 | 4.0 | 4.0 |

**FULL-TIME EQUIVALENT STAFF BY FULL- & PART-TIME
BY FACULTY & NON-FACULTY UNIT, 2006 (a)**

| Faculty/Non Faculty Units | | Senior Administration | | | Academic (b) | | | Management & Professional (MaPS) (c) | | | Support (d) | | | Total | | |
|-------------------------------------|-----------|-----------------------|-----|-------|--------------|-----|-------|---|------|-------|-------------|-------|-------|-------|-------|-------|
| | | M | F | Total | M | F | Total | M | F | Total | M | F | Total | M | F | Total |
| General Enrollment Services | Full-time | - | 1.0 | 1.0 | - | - | 0.0 | - | 2.0 | 2.0 | - | 9.0 | 9.0 | 0.0 | 12.0 | 12.0 |
| | Part-time | - | - | 0.0 | - | - | 0.0 | - | - | 0.0 | - | 0.6 | 0.6 | 0.0 | 0.6 | 0.6 |
| | Total | 0.0 | 1.0 | 1.0 | 0.0 | 0.0 | 0.0 | 0.0 | 2.0 | 2.0 | 0.0 | 9.6 | 9.6 | 0.0 | 12.6 | 12.6 |
| Health Services | Full-time | - | - | 0.0 | - | - | 0.0 | - | 1.0 | 1.0 | - | 5.0 | 5.0 | 0.0 | 6.0 | 6.0 |
| | Part-time | - | - | 0.0 | - | - | 0.0 | - | - | 0.0 | - | 1.2 | 1.2 | 0.0 | 1.2 | 1.2 |
| | Total | 0.0 | 0.0 | 0.0 | 0.0 | 0.0 | 0.0 | 0.0 | 1.0 | 1.0 | 0.0 | 6.2 | 6.2 | 0.0 | 7.2 | 7.2 |
| Housing Residence Complex | Full-time | - | - | 0.0 | - | - | 0.0 | 1.0 | 1.0 | 2.0 | 2.0 | 4.0 | 6.0 | 3.0 | 5.0 | 8.0 |
| | Part-time | - | - | 0.0 | - | - | 0.0 | - | - | 0.0 | - | - | 0.0 | 0.0 | 0.0 | 0.0 |
| | Total | 0.0 | 0.0 | 0.0 | 0.0 | 0.0 | 0.0 | 1.0 | 1.0 | 2.0 | 2.0 | 4.0 | 6.0 | 3.0 | 5.0 | 8.0 |
| International Student Centre | Full-time | - | - | 0.0 | - | - | 0.0 | 1.0 | - | 1.0 | 1.0 | 4.0 | 5.0 | 2.0 | 4.0 | 6.0 |
| | Part-time | - | - | 0.0 | - | - | 0.0 | - | - | 0.0 | - | 1.4 | 1.4 | 0.0 | 1.4 | 1.4 |
| | Total | 0.0 | 0.0 | 0.0 | 0.0 | 0.0 | 0.0 | 1.0 | 0.0 | 1.0 | 1.0 | 5.4 | 6.4 | 2.0 | 5.4 | 7.4 |
| Native Centre | Full-time | - | - | 0.0 | - | 1.0 | 1.0 | - | - | 0.0 | - | 2.0 | 2.0 | 0.0 | 3.0 | 3.0 |
| | Part-time | - | - | 0.0 | - | - | 0.0 | - | - | 0.0 | - | - | 0.0 | 0.0 | 0.0 | 0.0 |
| | Total | 0.0 | 0.0 | 0.0 | 0.0 | 1.0 | 1.0 | 0.0 | 0.0 | 0.0 | 0.0 | 2.0 | 2.0 | 0.0 | 3.0 | 3.0 |
| Office of the Student Experience | Full-time | - | - | 0.0 | - | - | 0.0 | - | 1.0 | 1.0 | - | 3.0 | 3.0 | 0.0 | 4.0 | 4.0 |
| | Part-time | - | - | 0.0 | - | - | 0.0 | - | - | 0.0 | - | - | 0.0 | 0.0 | 0.0 | 0.0 |
| | Total | 0.0 | 0.0 | 0.0 | 0.0 | 0.0 | 0.0 | 0.0 | 1.0 | 1.0 | 0.0 | 3.0 | 3.0 | 0.0 | 4.0 | 4.0 |
| Recruitment and Admissions | Full-time | - | - | 0.0 | - | - | 0.0 | - | 2.0 | 2.0 | 3.0 | 16.0 | 19.0 | 3.0 | 18.0 | 21.0 |
| | Part-time | - | - | 0.0 | - | - | 0.0 | - | - | 0.0 | - | - | 0.0 | 0.0 | 0.0 | 0.0 |
| | Total | 0.0 | 0.0 | 0.0 | 0.0 | 0.0 | 0.0 | 0.0 | 2.0 | 2.0 | 3.0 | 16.0 | 19.0 | 3.0 | 18.0 | 21.0 |
| Residence Complex - Facilities | Full-time | - | - | 0.0 | - | - | 0.0 | 1.0 | 1.0 | 2.0 | 4.0 | 16.0 | 20.0 | 5.0 | 17.0 | 22.0 |
| | Part-time | - | - | 0.0 | - | - | 0.0 | - | - | 0.0 | - | 0.9 | 0.9 | 0.0 | 0.9 | 0.9 |
| | Total | 0.0 | 0.0 | 0.0 | 0.0 | 0.0 | 0.0 | 1.0 | 1.0 | 2.0 | 4.0 | 16.9 | 20.9 | 5.0 | 17.9 | 22.9 |
| Residence Life Program | Full-time | - | - | 0.0 | - | - | 0.0 | - | - | 0.0 | 2.0 | 2.0 | 4.0 | 2.0 | 2.0 | 4.0 |
| | Part-time | - | - | 0.0 | - | - | 0.0 | - | - | 0.0 | - | - | 0.0 | 0.0 | 0.0 | 0.0 |
| | Total | 0.0 | 0.0 | 0.0 | 0.0 | 0.0 | 0.0 | 0.0 | 0.0 | 0.0 | 2.0 | 2.0 | 4.0 | 2.0 | 2.0 | 4.0 |
| Strategic Marketing | Full-time | - | - | 0.0 | - | - | 0.0 | - | - | 0.0 | 2.0 | 2.0 | 4.0 | 2.0 | 2.0 | 4.0 |
| | Part-time | - | - | 0.0 | - | - | 0.0 | - | - | 0.0 | - | - | 0.0 | 0.0 | 0.0 | 0.0 |
| | Total | 0.0 | 0.0 | 0.0 | 0.0 | 0.0 | 0.0 | 0.0 | 0.0 | 0.0 | 2.0 | 2.0 | 4.0 | 2.0 | 2.0 | 4.0 |
| Student Awards & Financial Aid | Full-time | - | - | 0.0 | - | - | 0.0 | - | 2.0 | 2.0 | - | 10.0 | 10.0 | 0.0 | 12.0 | 12.0 |
| | Part-time | - | - | 0.0 | - | - | 0.0 | - | - | 0.0 | - | - | 0.0 | 0.0 | 0.0 | 0.0 |
| | Total | 0.0 | 0.0 | 0.0 | 0.0 | 0.0 | 0.0 | 0.0 | 2.0 | 2.0 | 0.0 | 10.0 | 10.0 | 0.0 | 12.0 | 12.0 |
| Student Family Housing | Full-time | - | - | 0.0 | - | - | 0.0 | - | - | 0.0 | 1.0 | 1.0 | 2.0 | 1.0 | 1.0 | 2.0 |
| | Part-time | - | - | 0.0 | - | - | 0.0 | - | - | 0.0 | - | - | 0.0 | 0.0 | 0.0 | 0.0 |
| | Total | 0.0 | 0.0 | 0.0 | 0.0 | 0.0 | 0.0 | 0.0 | 0.0 | 0.0 | 1.0 | 1.0 | 2.0 | 1.0 | 1.0 | 2.0 |
| Students with Disabilities | Full-time | - | - | 0.0 | - | - | 0.0 | - | 1.0 | 1.0 | 1.0 | 2.0 | 3.0 | 1.0 | 3.0 | 4.0 |
| | Part-time | - | - | 0.0 | - | - | 0.0 | - | - | 0.0 | - | - | 0.0 | 0.0 | 0.0 | 0.0 |
| | Total | 0.0 | 0.0 | 0.0 | 0.0 | 0.0 | 0.0 | 0.0 | 1.0 | 1.0 | 1.0 | 2.0 | 3.0 | 1.0 | 3.0 | 4.0 |
| The Health and Wellness Centre | Full-time | - | - | 0.0 | 2.8 | 5.0 | 7.8 | - | 1.0 | 1.0 | - | 1.0 | 1.0 | 2.8 | 7.0 | 9.8 |
| | Part-time | - | - | 0.0 | - | - | 0.0 | - | - | 0.0 | - | - | 0.0 | 0.0 | 0.0 | 0.0 |
| | Total | 0.0 | 0.0 | 0.0 | 2.8 | 5.0 | 7.8 | 0.0 | 1.0 | 1.0 | 0.0 | 1.0 | 1.0 | 2.8 | 7.0 | 9.8 |
| The Service Stop | Full-time | - | - | 0.0 | - | - | 0.0 | - | 1.0 | 1.0 | 3.0 | 8.0 | 11.0 | 3.0 | 9.0 | 12.0 |
| | Part-time | - | - | 0.0 | - | - | 0.0 | - | - | 0.0 | - | - | 0.0 | 0.0 | 0.0 | 0.0 |
| | Total | 0.0 | 0.0 | 0.0 | 0.0 | 0.0 | 0.0 | 0.0 | 1.0 | 1.0 | 3.0 | 8.0 | 11.0 | 3.0 | 9.0 | 12.0 |
| UPO - Fac of CC HU SC SS | Full-time | - | - | 0.0 | - | - | 0.0 | - | 1.0 | 1.0 | 2.0 | 10.0 | 12.0 | 2.0 | 11.0 | 13.0 |
| | Part-time | - | - | 0.0 | - | - | 0.0 | - | - | 0.0 | - | 0.8 | 0.8 | 0.0 | 0.8 | 0.8 |
| | Total | 0.0 | 0.0 | 0.0 | 0.0 | 0.0 | 0.0 | 0.0 | 1.0 | 1.0 | 2.0 | 10.8 | 12.8 | 2.0 | 11.8 | 13.8 |
| Total Student and Academic Services | Full-time | 2.0 | 2.0 | 4.0 | 2.8 | 6.0 | 8.8 | 6.0 | 20.0 | 26.0 | 23.0 | 116.0 | 139.0 | 33.8 | 144.0 | 177.8 |
| | Part-time | 0.0 | 0.0 | 0.0 | 0.0 | 0.0 | 0.0 | 0.0 | 0.8 | 0.8 | 0.0 | 6.9 | 6.9 | 0.0 | 7.7 | 7.7 |
| | Total | 2.0 | 2.0 | 4.0 | 2.8 | 6.0 | 8.8 | 6.0 | 20.8 | 26.8 | 23.0 | 122.9 | 145.9 | 33.8 | 151.7 | 185.5 |
| The International Centre | Full-time | - | - | 0.0 | - | - | 0.0 | - | - | 0.0 | - | 1.0 | 1.0 | 0.0 | 1.0 | 1.0 |
| | Part-time | - | - | 0.0 | - | - | 0.0 | - | - | 0.0 | - | - | 0.0 | 0.0 | 0.0 | 0.0 |
| | Total | 0.0 | 0.0 | 0.0 | 0.0 | 0.0 | 0.0 | 0.0 | 0.0 | 0.0 | 0.0 | 1.0 | 1.0 | 0.0 | 1.0 | 1.0 |

**FULL-TIME EQUIVALENT STAFF BY FULL- & PART-TIME
BY FACULTY & NON-FACULTY UNIT, 2006 (a)**

| Faculty/Non Faculty Units | | Senior Administration | | | Academic (b) | | | Management & Professional (MaPS) (c) | | | Support (d) | | | Total | | |
|---|-----------|-----------------------|-----|-------|--------------|-----|-------|--------------------------------------|------|-------|-------------|------|-------|-------|------|-------|
| | | M | F | Total | M | F | Total | M | F | Total | M | F | Total | M | F | Total |
| University Legal Counsel | | | | | | | | | | | | | | | | |
| University Legal Counsel | Full-time | - | - | 0.0 | - | - | 0.0 | - | 4.0 | 4.0 | - | - | 0.0 | 0.0 | 4.0 | 4.0 |
| | Part-time | - | - | 0.0 | - | - | 0.0 | - | 1.4 | 1.4 | - | - | 0.0 | 0.0 | 1.4 | 1.4 |
| | Total | 0.0 | 0.0 | 0.0 | 0.0 | 0.0 | 0.0 | 0.0 | 5.4 | 5.4 | 0.0 | 0.0 | 0.0 | 0.0 | 5.4 | 5.4 |
| Risk Management | | | | | | | | | | | | | | | | |
| Risk Management | Full-time | - | - | 0.0 | - | - | 0.0 | - | 1.0 | 1.0 | 1.0 | 2.0 | 3.0 | 1.0 | 3.0 | 4.0 |
| | Part-time | - | - | 0.0 | - | - | 0.0 | - | - | 0.0 | - | 0.4 | 0.4 | 0.0 | 0.4 | 0.4 |
| | Total | 0.0 | 0.0 | 0.0 | 0.0 | 0.0 | 0.0 | 0.0 | 1.0 | 1.0 | 1.0 | 2.4 | 3.4 | 1.0 | 3.4 | 4.4 |
| Safety | | | | | | | | | | | | | | | | |
| Safety | Full-time | - | - | 0.0 | - | - | 0.0 | 4.0 | 5.0 | 9.0 | - | 1.0 | 1.0 | 4.0 | 6.0 | 10.0 |
| | Part-time | - | - | 0.0 | - | - | 0.0 | - | - | 0.0 | - | 0.6 | 0.6 | 0.0 | 0.6 | 0.6 |
| | Total | 0.0 | 0.0 | 0.0 | 0.0 | 0.0 | 0.0 | 4.0 | 5.0 | 9.0 | 0.0 | 1.6 | 1.6 | 4.0 | 6.6 | 10.6 |
| Security | | | | | | | | | | | | | | | | |
| Security | Full-time | - | - | 0.0 | - | - | 0.0 | 4.0 | 2.0 | 6.0 | 18.0 | 15.0 | 33.0 | 22.0 | 17.0 | 39.0 |
| | Part-time | - | - | 0.0 | - | - | 0.0 | - | - | 0.0 | 0.6 | 0.7 | 1.3 | 0.6 | 0.7 | 1.3 |
| | Total | 0.0 | 0.0 | 0.0 | 0.0 | 0.0 | 0.0 | 4.0 | 2.0 | 6.0 | 18.6 | 15.7 | 34.3 | 22.6 | 17.7 | 40.3 |
| University Secretariat | | | | | | | | | | | | | | | | |
| University Secretariat | Full-time | - | - | 0.0 | - | - | 0.0 | - | 5.0 | 5.0 | - | 1.0 | 1.0 | 0.0 | 6.0 | 6.0 |
| | Part-time | - | - | 0.0 | - | - | 0.0 | - | - | 0.0 | - | - | 0.0 | 0.0 | 0.0 | 0.0 |
| | Total | 0.0 | 0.0 | 0.0 | 0.0 | 0.0 | 0.0 | 0.0 | 5.0 | 5.0 | 0.0 | 1.0 | 1.0 | 0.0 | 6.0 | 6.0 |
| Total University Legal Counsel | | | | | | | | | | | | | | | | |
| Total University Legal Counsel | Full-time | 0.0 | 0.0 | 0.0 | 0.0 | 0.0 | 0.0 | 8.0 | 17.0 | 25.0 | 19.0 | 19.0 | 38.0 | 27.0 | 36.0 | 63.0 |
| | Part-time | 0.0 | 0.0 | 0.0 | 0.0 | 0.0 | 0.0 | 0.0 | 1.4 | 1.4 | 0.6 | 1.7 | 2.3 | 0.6 | 3.1 | 3.7 |
| | Total | 0.0 | 0.0 | 0.0 | 0.0 | 0.0 | 0.0 | 8.0 | 18.4 | 26.4 | 19.6 | 20.7 | 40.3 | 27.6 | 39.1 | 66.7 |
| VP (External Relations) | | | | | | | | | | | | | | | | |
| VP External Relations | | | | | | | | | | | | | | | | |
| VP External Relations | Full-time | 2.0 | 1.0 | 3.0 | - | - | 0.0 | - | 2.0 | 2.0 | - | 1.0 | 1.0 | 2.0 | 4.0 | 6.0 |
| | Part-time | - | - | 0.0 | - | - | 0.0 | - | - | 0.0 | - | - | 0.0 | 0.0 | 0.0 | 0.0 |
| | Total | 2.0 | 1.0 | 3.0 | 0.0 | 0.0 | 0.0 | 0.0 | 2.0 | 2.0 | 0.0 | 1.0 | 1.0 | 2.0 | 4.0 | 6.0 |
| Alumni & Community Relations | | | | | | | | | | | | | | | | |
| Alumni & Community Relations | Full-time | - | - | 0.0 | - | - | 0.0 | 1.0 | 2.0 | 3.0 | 2.0 | 2.0 | 4.0 | 3.0 | 4.0 | 7.0 |
| | Part-time | - | - | 0.0 | - | - | 0.0 | - | - | 0.0 | - | - | 0.0 | 0.0 | 0.0 | 0.0 |
| | Total | 0.0 | 0.0 | 0.0 | 0.0 | 0.0 | 0.0 | 1.0 | 2.0 | 3.0 | 2.0 | 2.0 | 4.0 | 3.0 | 4.0 | 7.0 |
| Annual Fund Raising Campaigns | | | | | | | | | | | | | | | | |
| Annual Fund Raising Campaigns | Full-time | - | - | 0.0 | - | - | 0.0 | - | 2.0 | 2.0 | - | 1.0 | 1.0 | 0.0 | 3.0 | 3.0 |
| | Part-time | - | - | 0.0 | - | - | 0.0 | - | - | 0.0 | - | - | 0.0 | 0.0 | 0.0 | 0.0 |
| | Total | 0.0 | 0.0 | 0.0 | 0.0 | 0.0 | 0.0 | 0.0 | 2.0 | 2.0 | 0.0 | 1.0 | 1.0 | 0.0 | 3.0 | 3.0 |
| Community Relations | | | | | | | | | | | | | | | | |
| Community Relations | Full-time | - | - | 0.0 | - | - | 0.0 | - | 2.0 | 2.0 | - | 2.0 | 2.0 | 0.0 | 4.0 | 4.0 |
| | Part-time | - | - | 0.0 | - | - | 0.0 | - | - | 0.0 | - | - | 0.0 | 0.0 | 0.0 | 0.0 |
| | Total | 0.0 | 0.0 | 0.0 | 0.0 | 0.0 | 0.0 | 0.0 | 2.0 | 2.0 | 0.0 | 2.0 | 2.0 | 0.0 | 4.0 | 4.0 |
| External Relations Edmonton | | | | | | | | | | | | | | | | |
| External Relations Edmonton | Full-time | - | - | 0.0 | - | - | 0.0 | - | - | 0.0 | - | 1.0 | 1.0 | 0.0 | 1.0 | 1.0 |
| | Part-time | - | - | 0.0 | - | - | 0.0 | - | - | 0.0 | - | - | 0.0 | 0.0 | 0.0 | 0.0 |
| | Total | 0.0 | 0.0 | 0.0 | 0.0 | 0.0 | 0.0 | 0.0 | 0.0 | 0.0 | 0.0 | 1.0 | 1.0 | 0.0 | 1.0 | 1.0 |
| Government Relations | | | | | | | | | | | | | | | | |
| Government Relations | Full-time | - | - | 0.0 | - | - | 0.0 | - | 1.0 | 1.0 | - | - | 0.0 | 0.0 | 1.0 | 1.0 |
| | Part-time | - | - | 0.0 | - | - | 0.0 | - | - | 0.0 | - | - | 0.0 | 0.0 | 0.0 | 0.0 |
| | Total | 0.0 | 0.0 | 0.0 | 0.0 | 0.0 | 0.0 | 0.0 | 1.0 | 1.0 | 0.0 | 0.0 | 0.0 | 0.0 | 1.0 | 1.0 |
| University Communications | | | | | | | | | | | | | | | | |
| University Communications | Full-time | - | - | 0.0 | - | - | 0.0 | - | 3.0 | 3.0 | 3.0 | 2.0 | 5.0 | 3.0 | 5.0 | 8.0 |
| | Part-time | - | - | 0.0 | - | - | 0.0 | - | - | 0.0 | - | - | 0.0 | 0.0 | 0.0 | 0.0 |
| | Total | 0.0 | 0.0 | 0.0 | 0.0 | 0.0 | 0.0 | 0.0 | 3.0 | 3.0 | 3.0 | 2.0 | 5.0 | 3.0 | 5.0 | 8.0 |
| Total VP (External Relations) | | | | | | | | | | | | | | | | |
| Total VP (External Relations) | Full-time | 2.0 | 1.0 | 3.0 | 0.0 | 0.0 | 0.0 | 1.0 | 12.0 | 13.0 | 5.0 | 9.0 | 14.0 | 8.0 | 22.0 | 30.0 |
| | Part-time | 0.0 | 0.0 | 0.0 | 0.0 | 0.0 | 0.0 | 0.0 | 0.0 | 0.0 | 0.0 | 0.0 | 0.0 | 0.0 | 0.0 | 0.0 |
| | Total | 2.0 | 1.0 | 3.0 | 0.0 | 0.0 | 0.0 | 1.0 | 12.0 | 13.0 | 5.0 | 9.0 | 14.0 | 8.0 | 22.0 | 30.0 |
| VP (Finance & Services) | | | | | | | | | | | | | | | | |
| Coordinated Planning & Resource Allocation | | | | | | | | | | | | | | | | |
| Coordinated Planning & Resource Allocation | Full-time | - | - | 0.0 | - | - | 0.0 | 1.0 | 5.0 | 6.0 | - | - | 0.0 | 1.0 | 5.0 | 6.0 |
| | Part-time | - | - | 0.0 | - | - | 0.0 | - | 0.8 | 0.8 | - | - | 0.0 | 0.0 | 0.8 | 0.8 |
| | Total | 0.0 | 0.0 | 0.0 | 0.0 | 0.0 | 0.0 | 1.0 | 5.8 | 6.8 | 0.0 | 0.0 | 0.0 | 1.0 | 5.8 | 6.8 |
| Financial Services | | | | | | | | | | | | | | | | |
| Financial Services | Full-time | - | - | 0.0 | - | - | 0.0 | 5.0 | 9.0 | 14.0 | 4.0 | 26.0 | 30.0 | 9.0 | 35.0 | 44.0 |
| | Part-time | - | - | 0.0 | - | - | 0.0 | - | 0.5 | 0.5 | - | - | 0.0 | 0.0 | 0.5 | 0.5 |
| | Total | 0.0 | 0.0 | 0.0 | 0.0 | 0.0 | 0.0 | 5.0 | 9.5 | 14.5 | 4.0 | 26.0 | 30.0 | 9.0 | 35.5 | 44.5 |
| Human Resources | | | | | | | | | | | | | | | | |
| Human Resources | Full-time | - | 2.0 | 2.0 | - | - | 0.0 | 1.0 | 36.0 | 37.0 | 2.0 | 28.0 | 30.0 | 3.0 | 66.0 | 69.0 |
| | Part-time | - | - | 0.0 | - | - | 0.0 | 0.6 | 0.8 | 1.4 | - | - | 0.0 | 0.6 | 0.8 | 1.4 |
| | Total | 0.0 | 2.0 | 2.0 | 0.0 | 0.0 | 0.0 | 1.6 | 36.8 | 38.4 | 2.0 | 28.0 | 30.0 | 3.6 | 66.8 | 70.4 |
| PeopleSoft Support Centre | | | | | | | | | | | | | | | | |
| PeopleSoft Support Centre | Full-time | - | - | 0.0 | - | - | 0.0 | 13.0 | 17.0 | 30.0 | 4.0 | 9.0 | 13.0 | 17.0 | 26.0 | 43.0 |
| | Part-time | - | - | 0.0 | - | - | 0.0 | - | 1.2 | 1.2 | - | - | 0.0 | 0.0 | 1.2 | 1.2 |
| | Total | 0.0 | 0.0 | 0.0 | 0.0 | 0.0 | 0.0 | 13.0 | 18.2 | 31.2 | 4.0 | 9.0 | 13.0 | 17.0 | 27.2 | 44.2 |

**FULL-TIME EQUIVALENT STAFF BY FULL- & PART-TIME
BY FACULTY & NON-FACULTY UNIT, 2006 (a)**

| Faculty/Non Faculty Units | | Senior Administration | | | Academic (b) | | | Management & Professional (MaPS) (c) | | | Support (d) | | | Total | | |
|--|-----------|-----------------------|-----|-------|--------------|-----|-------|--------------------------------------|------|-------|-------------|------|-------|-------|-------|-------|
| | | M | F | Total | M | F | Total | M | F | Total | M | F | Total | M | F | Total |
| Project Emerge | Full-time | - | - | 0.0 | - | - | 0.0 | 18.0 | 15.0 | 33.0 | - | 5.0 | 5.0 | 18.0 | 20.0 | 38.0 |
| | Part-time | - | - | 0.0 | - | - | 0.0 | - | 1.9 | 1.9 | - | - | 0.0 | 0.0 | 1.9 | 1.9 |
| | Total | 0.0 | 0.0 | 0.0 | 0.0 | 0.0 | 0.0 | 18.0 | 16.9 | 34.9 | 0.0 | 5.0 | 5.0 | 18.0 | 21.9 | 39.9 |
| Treasury and Investments | Full-time | - | - | 0.0 | - | - | 0.0 | 1.0 | 1.0 | 2.0 | - | 2.0 | 2.0 | 1.0 | 3.0 | 4.0 |
| | Part-time | - | - | 0.0 | - | - | 0.0 | - | - | 0.0 | - | 0.5 | 0.5 | 0.0 | 0.5 | 0.5 |
| | Total | 0.0 | 0.0 | 0.0 | 0.0 | 0.0 | 0.0 | 1.0 | 1.0 | 2.0 | 0.0 | 2.5 | 2.5 | 1.0 | 3.5 | 4.5 |
| University Audit Services | Full-time | 1.0 | - | 1.0 | - | - | 0.0 | - | 2.0 | 2.0 | - | - | 0.0 | 1.0 | 2.0 | 3.0 |
| | Part-time | - | - | 0.0 | - | - | 0.0 | - | - | 0.0 | - | - | 0.0 | 0.0 | 0.0 | 0.0 |
| | Total | 1.0 | 0.0 | 1.0 | 0.0 | 0.0 | 0.0 | 0.0 | 2.0 | 2.0 | 0.0 | 0.0 | 0.0 | 1.0 | 2.0 | 3.0 |
| Total VP (Finance & Services) | Full-time | 1.0 | 2.0 | 3.0 | 0.0 | 0.0 | 0.0 | 39.0 | 85.0 | 124.0 | 10.0 | 70.0 | 80.0 | 50.0 | 157.0 | 207.0 |
| | Part-time | 0.0 | 0.0 | 0.0 | 0.0 | 0.0 | 0.0 | 0.6 | 5.2 | 5.8 | 0.0 | 0.5 | 0.5 | 0.6 | 5.7 | 6.3 |
| | Total | 1.0 | 2.0 | 3.0 | 0.0 | 0.0 | 0.0 | 39.6 | 90.2 | 129.8 | 10.0 | 70.5 | 80.5 | 50.6 | 162.7 | 213.3 |
| VP (Research & International) | | | | | | | | | | | | | | | | |
| VP (Research & International) | Full-time | 2.5 | - | 2.5 | - | - | 0.0 | - | - | 0.0 | - | - | 0.0 | 2.5 | 0.0 | 2.5 |
| | Part-time | - | - | 0.0 | - | - | 0.0 | - | - | 0.0 | - | - | 0.0 | 0.0 | 0.0 | 0.0 |
| | Total | 2.5 | 0.0 | 2.5 | 0.0 | 0.0 | 0.0 | 0.0 | 0.0 | 0.0 | 0.0 | 0.0 | 0.0 | 2.5 | 0.0 | 2.5 |
| Animal Care Services | Full-time | - | - | 0.0 | - | - | 0.0 | - | - | 0.0 | 4.0 | 2.0 | 6.0 | 4.0 | 2.0 | 6.0 |
| | Part-time | - | - | 0.0 | - | - | 0.0 | - | - | 0.0 | - | - | 0.0 | 0.0 | 0.0 | 0.0 |
| | Total | 0.0 | 0.0 | 0.0 | 0.0 | 0.0 | 0.0 | 0.0 | 0.0 | 0.0 | 4.0 | 2.0 | 6.0 | 4.0 | 2.0 | 6.0 |
| Cdn Res Inst-Law & the Family | Full-time | - | - | 0.0 | - | - | 0.0 | - | - | 0.0 | - | 1.0 | 1.0 | 0.0 | 1.0 | 1.0 |
| | Part-time | - | - | 0.0 | - | - | 0.0 | - | - | 0.0 | - | - | 0.0 | 0.0 | 0.0 | 0.0 |
| | Total | 0.0 | 0.0 | 0.0 | 0.0 | 0.0 | 0.0 | 0.0 | 0.0 | 0.0 | 0.0 | 1.0 | 1.0 | 0.0 | 1.0 | 1.0 |
| Humanities Institute | Full-time | - | - | 0.0 | - | - | 0.0 | - | 1.0 | 1.0 | - | - | 0.0 | 0.0 | 1.0 | 1.0 |
| | Part-time | - | - | 0.0 | - | - | 0.0 | - | - | 0.0 | - | - | 0.0 | 0.0 | 0.0 | 0.0 |
| | Total | 0.0 | 0.0 | 0.0 | 0.0 | 0.0 | 0.0 | 0.0 | 1.0 | 1.0 | 0.0 | 0.0 | 0.0 | 0.0 | 1.0 | 1.0 |
| Institute for Biocomplexity Info | Full-time | - | - | 0.0 | - | - | 0.0 | 1.0 | - | 1.0 | - | 2.0 | 2.0 | 1.0 | 2.0 | 3.0 |
| | Part-time | - | - | 0.0 | - | - | 0.0 | - | - | 0.0 | - | - | 0.0 | 0.0 | 0.0 | 0.0 |
| | Total | 0.0 | 0.0 | 0.0 | 0.0 | 0.0 | 0.0 | 1.0 | 0.0 | 1.0 | 0.0 | 2.0 | 2.0 | 1.0 | 2.0 | 3.0 |
| Institute for US Policy Research | Full-time | - | - | 0.0 | - | - | 0.0 | - | - | 0.0 | - | - | 0.0 | 0.0 | 0.0 | 0.0 |
| | Part-time | - | - | 0.0 | - | - | 0.0 | - | - | 0.0 | - | 0.5 | 0.5 | 0.0 | 0.5 | 0.5 |
| | Total | 0.0 | 0.0 | 0.0 | 0.0 | 0.0 | 0.0 | 0.0 | 0.0 | 0.0 | 0.0 | 0.5 | 0.5 | 0.0 | 0.5 | 0.5 |
| Institute for Sustained Energy | Full-time | - | - | 0.0 | 1.0 | - | 1.0 | 1.0 | 2.0 | 3.0 | - | 4.0 | 4.0 | 2.0 | 6.0 | 8.0 |
| | Part-time | - | - | 0.0 | - | - | 0.0 | - | - | 0.0 | - | - | 0.0 | 0.0 | 0.0 | 0.0 |
| | Total | 0.0 | 0.0 | 0.0 | 1.0 | 0.0 | 1.0 | 1.0 | 2.0 | 3.0 | 0.0 | 4.0 | 4.0 | 2.0 | 6.0 | 8.0 |
| International Centre | Full-time | - | - | 0.0 | - | - | 0.0 | 1.0 | 2.0 | 3.0 | - | 4.0 | 4.0 | 1.0 | 6.0 | 7.0 |
| | Part-time | - | - | 0.0 | - | - | 0.0 | - | - | 0.0 | - | - | 0.0 | 0.0 | 0.0 | 0.0 |
| | Total | 0.0 | 0.0 | 0.0 | 0.0 | 0.0 | 0.0 | 1.0 | 2.0 | 3.0 | 0.0 | 4.0 | 4.0 | 1.0 | 6.0 | 7.0 |
| Kananaskis Field Station | Full-time | - | - | 0.0 | - | - | 0.0 | - | - | 0.0 | 2.0 | 2.0 | 4.0 | 2.0 | 2.0 | 4.0 |
| | Part-time | - | - | 0.0 | - | - | 0.0 | - | - | 0.0 | - | 0.8 | 0.8 | 0.0 | 0.8 | 0.8 |
| | Total | 0.0 | 0.0 | 0.0 | 0.0 | 0.0 | 0.0 | 0.0 | 0.0 | 0.0 | 2.0 | 2.8 | 4.8 | 2.0 | 2.8 | 4.8 |
| NETERA Alliance Inc 1 | Full-time | - | - | 0.0 | - | - | 0.0 | 1.0 | - | 1.0 | - | - | 0.0 | 1.0 | 0.0 | 1.0 |
| | Part-time | - | - | 0.0 | - | - | 0.0 | - | - | 0.0 | - | - | 0.0 | 0.0 | 0.0 | 0.0 |
| | Total | 0.0 | 0.0 | 0.0 | 0.0 | 0.0 | 0.0 | 1.0 | 0.0 | 1.0 | 0.0 | 0.0 | 0.0 | 1.0 | 0.0 | 1.0 |
| Office of Institutional Analysis | Full-time | 1.0 | - | 1.0 | - | - | 0.0 | 1.0 | 2.0 | 3.0 | 1.0 | 2.0 | 3.0 | 3.0 | 4.0 | 7.0 |
| | Part-time | - | - | 0.0 | - | - | 0.0 | - | - | 0.0 | - | - | 0.0 | 0.0 | 0.0 | 0.0 |
| | Total | 1.0 | 0.0 | 1.0 | 0.0 | 0.0 | 0.0 | 1.0 | 2.0 | 3.0 | 1.0 | 2.0 | 3.0 | 3.0 | 4.0 | 7.0 |
| Total VP (Research & International) | Full-time | 3.5 | 0.0 | 3.5 | 1.0 | 0.0 | 1.0 | 5.0 | 7.0 | 12.0 | 7.0 | 17.0 | 24.0 | 16.5 | 24.0 | 40.5 |
| | Part-time | 0.0 | 0.0 | 0.0 | 0.0 | 0.0 | 0.0 | 0.0 | 0.0 | 0.0 | 0.0 | 1.3 | 1.3 | 0.0 | 1.3 | 1.3 |
| | Total | 3.5 | 0.0 | 3.5 | 1.0 | 0.0 | 1.0 | 5.0 | 7.0 | 12.0 | 7.0 | 18.3 | 25.3 | 16.5 | 25.3 | 41.8 |

**FULL-TIME EQUIVALENT STAFF BY FULL- & PART-TIME
BY FACULTY & NON-FACULTY UNIT, 2006 (a)**

| Faculty/Non Faculty Units | Senior Administration | | | Academic (b) | | | Management & Professional (MaPS) (c) | | | Support (d) | | | Total | | | |
|---------------------------|-----------------------|------|-------|--------------|---------|-------|---|-------|-------|-------------|-------|---------|---------|---------|---------|---------|
| | M | F | Total | M | F | Total | M | F | Total | M | F | Total | M | F | Total | |
| Total University | | | | | | | | | | | | | | | | |
| Faculty | Full-time | 13.0 | 6.0 | 19.0 | 1 063.8 | 501.5 | 1 565.3 | 62.0 | 104.0 | 166.0 | 233.0 | 651.0 | 884.0 | 1 371.8 | 1 262.5 | 2 634.3 |
| | Part-time | 0.0 | 0.0 | 0.0 | 2.1 | 3.5 | 5.6 | 0.6 | 1.3 | 1.9 | 9.0 | 41.9 | 50.9 | 11.7 | 46.7 | 58.4 |
| | Total | 13.0 | 6.0 | 19.0 | 1 065.9 | 505.0 | 1 570.9 | 62.6 | 105.3 | 167.9 | 242.0 | 692.9 | 934.9 | 1 383.5 | 1 309.2 | 2 692.7 |
| Non-faculty Units | Full-time | 22.5 | 10.0 | 32.5 | 12.8 | 53.5 | 66.3 | 141.0 | 232.0 | 373.0 | 505.0 | 639.0 | 1 144.0 | 681.3 | 934.5 | 1 615.8 |
| | Part-time | 0.0 | 0.0 | 0.0 | 0.0 | 0.0 | 0.0 | 1.4 | 10.9 | 12.3 | 6.7 | 48.7 | 55.4 | 8.1 | 59.6 | 67.7 |
| | Total | 22.5 | 10.0 | 32.5 | 12.8 | 53.5 | 66.3 | 142.4 | 242.9 | 385.3 | 511.7 | 687.7 | 1 199.4 | 689.4 | 994.1 | 1 683.4 |
| Total University | Full-time | 35.5 | 16.0 | 51.5 | 1 076.5 | 555.0 | 1 631.5 | 203.0 | 336.0 | 539.0 | 738.0 | 1 290.0 | 2 028.0 | 2 053.0 | 2 197.0 | 4 250.0 |
| | Part-time | 0.0 | 0.0 | 0.0 | 2.1 | 3.5 | 5.6 | 2.0 | 12.2 | 14.2 | 15.7 | 90.6 | 106.3 | 19.8 | 106.3 | 126.1 |
| | Total | 35.5 | 16.0 | 51.5 | 1 078.6 | 558.5 | 1 637.1 | 205.0 | 348.2 | 553.2 | 753.7 | 1 380.6 | 2 134.3 | 2 072.8 | 2 303.3 | 4 376.1 |

(a) Data is as of December 1, 2006. It is extracted from PeopleSoft HCM on March 26, 2007 and updated on April 13, 2007.

This report does not include individuals who are on long-term disability or career stop-out leave on December 1, 2006.

(b) The "Academic" column shows FTE of academic staff holding continuing, contingent term or limited term appointments.

(c) The "MaPS" column shows FTE of management & professional staff holding regular, sessional or limited term appointments.

(d) The "Support" column shows FTE of support staff (AUPE or Exempt) holding regular, sessional or limited term appointments.

FINANCE

REVENUE & EXPENDITURES (a)
(\$000's)

| | 2003 | 2004 | 2005 | 2006 |
|--|----------------|----------------|----------------|----------------|
| Revenue | | | | |
| Government of Alberta Grants (b) | 252 498 | 268 692 | 303 099 | 337 099 |
| Other Government Grants | 67 279 | 77 105 | 75 813 | 77 187 |
| Tuition and related fees | | | | |
| Credit | 103 871 | 113 562 | 116 485 | 120 319 |
| Non-Credit | 14 240 | 13 326 | 13 328 | 13 706 |
| Sales of services and products | 68 571 | 68 425 | 72 211 | 74 745 |
| Donations and other grants | 45 737 | 63 068 | 66 714 | 67 949 |
| Investment (loss) income | (18 877) | 29 688 | 21 138 | 32 359 |
| Amortization of deferred capital contributions | 53 405 | 57 861 | 59 843 | 38 910 |
| Total Revenue | 586 724 | 691 727 | 728 631 | 762 274 |
| Expense | | | | |
| Salaries | 328 162 | 346 889 | 359 479 | 378 168 |
| Benefits | 45 522 | 48 217 | 53 469 | 59 869 |
| Amortization of capital assets | 69 372 | 78 151 | 79 277 | 66 654 |
| Materials, supplies and services | 87 137 | 101 916 | 108 725 | 125 203 |
| Cost of goods sold | 17 863 | 18 251 | 17 113 | 15 734 |
| Scholarships, grants and awards | 18 219 | 22 945 | 33 640 | 37 578 |
| Utilities | 26 244 | 24 517 | 21 280 | 24 294 |
| Maintenance and repairs | 12 294 | 8 998 | 11 021 | 10 702 |
| Travel | 21 009 | 20 095 | 21 917 | 21 478 |
| Financing | 3 103 | 3 665 | 3 704 | 1 627 |
| Total Expense | 628 924 | 673 644 | 709 625 | 741 307 |

(a) May not add to totals due to rounding.

(b) Includes Alberta Advanced Education Grants (Operating, Access, Miscellaneous, Capital), Alberta Advanced Education Performance funding, Other Government of Alberta Grants and Provincial Deferred Grants.

Source: Financial Statements for the Year Ended March 31, University of Calgary: Consolidated Statement of Revenue and Expense.

OPERATING REVENUES

(\$'000's)

| | 2003 | 2004 | 2005 | 2006 |
|---|----------------|----------------|----------------|----------------|
| ALBERTA GOVERNMENT DEPARTMENT AND AGENCIES | | | | |
| DEPARTMENT OF LEARNING | | | | |
| Base Operating Grant | | | | |
| - Regular | 175 968 | 185 250 | 210 440 | 236 410 |
| - Performance | - | 2 001 | 2 593 | 1 992 |
| Total Base Operating Grant | 175 968 | 187 251 | 213 033 | 238 402 |
| Access Funds | | | | |
| Conditional Grants | 23 412 | 27 958 | 14 010 | 10 957 |
| - Recruitment and Retention | 2 147 | 2 147 | - | - |
| - Other Conditional Grants | 1 992 | 338 | - | - |
| Other | | | | |
| - Esso Building | - | - | 15 959 | - |
| - Esso Building interest | - | - | 3 175 | - |
| - BHSc | - | - | 1 700 | - |
| - Other grants | 119 | 961 | 2 485 | - |
| TOTAL DEPARTMENT OF LEARNING | 203 638 | 218 655 | 250 362 | 249 360 |
| OTHER ALBERTA GOVERNMENT | | | | |
| Alberta Cancer Board | - | - | 290 | 216 |
| Alberta Infrastructure | 50 | - | - | - |
| Alberta Health & Wellness | 1 047 | 978 | 105 | 500 |
| Alberta Heritage Foundation for Medical Research | 70 | 87 | - | - |
| Alberta Innovation & Science | 752 | 560 | - | - |
| Calgary Health Region | - | - | 2 481 | 1 519 |
| Foundation for the Arts | - | - | 81 | - |
| Other Alberta Government Grants | 1 941 | 1 770 | 1 287 | 14 256 |
| Alberta Government Grants (Deferred) Recognized | 31 | (366) | (334) | - |
| TOTAL OTHER ALBERTA GOVERNMENT | 3 891 | 3 029 | 3 910 | 16 491 |
| TOTAL ALBERTA GOVERNMENT | 207 529 | 221 684 | 254 272 | 265 851 |
| OTHER GOVERNMENT GRANTS (b) | 707 | 1 324 | 1 099 | 1 074 |
| DONATIONS & OTHER GRANTS (c) | 7 822 | 11 286 | 11 046 | 15 531 |
| CREDIT TUITION & RELATED FEES | 102 897 | 113 562 | 116 485 | 120 319 |
| NON-CREDIT TUITION & RELATED FEES | 14 239 | 13 326 | 13 328 | 13 706 |
| SALES OF SERVICES AND PRODUCTS | 63 598 | 67 295 | 71 461 | 73 526 |
| AMORTIZATION OF DEFERRED CAPITAL CONTRIBUTIONS | 53 405 | 57 861 | 59 843 | 5 |
| INVESTMENT INCOME | (19 096) | 17 964 | 10 501 | 19 281 |
| TOTAL REVENUE | 431 101 | 504 302 | 538 035 | 509 292 |

(a) May not add to totals due to rounding.

(b) Includes Government of Canada, Other Provincial Governments, Municipal Governments, Foreign Governments and Other Government Grants (Deferred) Recognized.

(c) Includes Business, Foundations, Non-Profit Organizations, Individuals, Bequests, Donations & Other Grants.

Source: Consolidated Schedules (Schedule 1) for the Year Ended March 31, 2006, University of Calgary.

SPONSORED RESEARCH REVENUE BY FACULTY (a)
(\$000'S)

| | 2003 | 2004 | 2005 | 2006 |
|--------------------------------|----------------|----------------|----------------|----------------|
| Communication & Culture | 1 344 | 833 | 997 | 555 |
| Continuing Education | 46 | 7 | 9 | 1 |
| Education | 680 | 479 | 1 265 | 1 998 |
| Environmental Design | 1 132 | 582 | 812 | 469 |
| Fine Arts | 9 | 20 | 156 | 82 |
| Graduate Studies | 4 191 | 5 246 | 5 820 | 3 532 |
| Haskayne School of Business | 3 286 | 2 322 | 2 857 | 4 333 |
| Humanities | 712 | 1 006 | 1 308 | 874 |
| Kinesiology | 5 376 | 4 702 | 5 797 | 4 956 |
| Law | 151 | 202 | 532 | 203 |
| Medicine | 88 965 | 135 384 | 173 064 | 134 528 |
| Nursing | 379 | 802 | 907 | 935 |
| Schulich School of Engineering | 24 511 | 30 104 | 24 482 | 34 202 |
| Science | 26 511 | 45 433 | 37 725 | 40 350 |
| Social Sciences | 4 957 | 5 712 | 7 330 | 7 724 |
| Social Work | 1 176 | 1 063 | 1 387 | 1 151 |
| Veterinary Medicine | - | - | - | 76 |
| Learning Commons | 77 | 12 | 68 | 50 |
| Campus Infrastructure | - | - | 4 061 | 413 |
| Executive Suite/Central | 2 628 | 6 901 | 6 134 | 8 401 |
| External Relations | - | - | 94 | 1 |
| Financial Services | 2 905 | 389 | 1 590 | 1 357 |
| Information Resources | 71 | 72 | 203 | 189 |
| Information Technology | - | - | - | 1 400 |
| Research Office | 582 | 2 387 | 1 923 | 1 995 |
| Research Institutes & Centres | 3 221 | 3 098 | 3 216 | 2 745 |
| Total | 172 910 | 246 756 | 281 737 | 252 520 |

Source: Data are for the Year Ended March 31, 2006, Financial Services, University of Calgary.

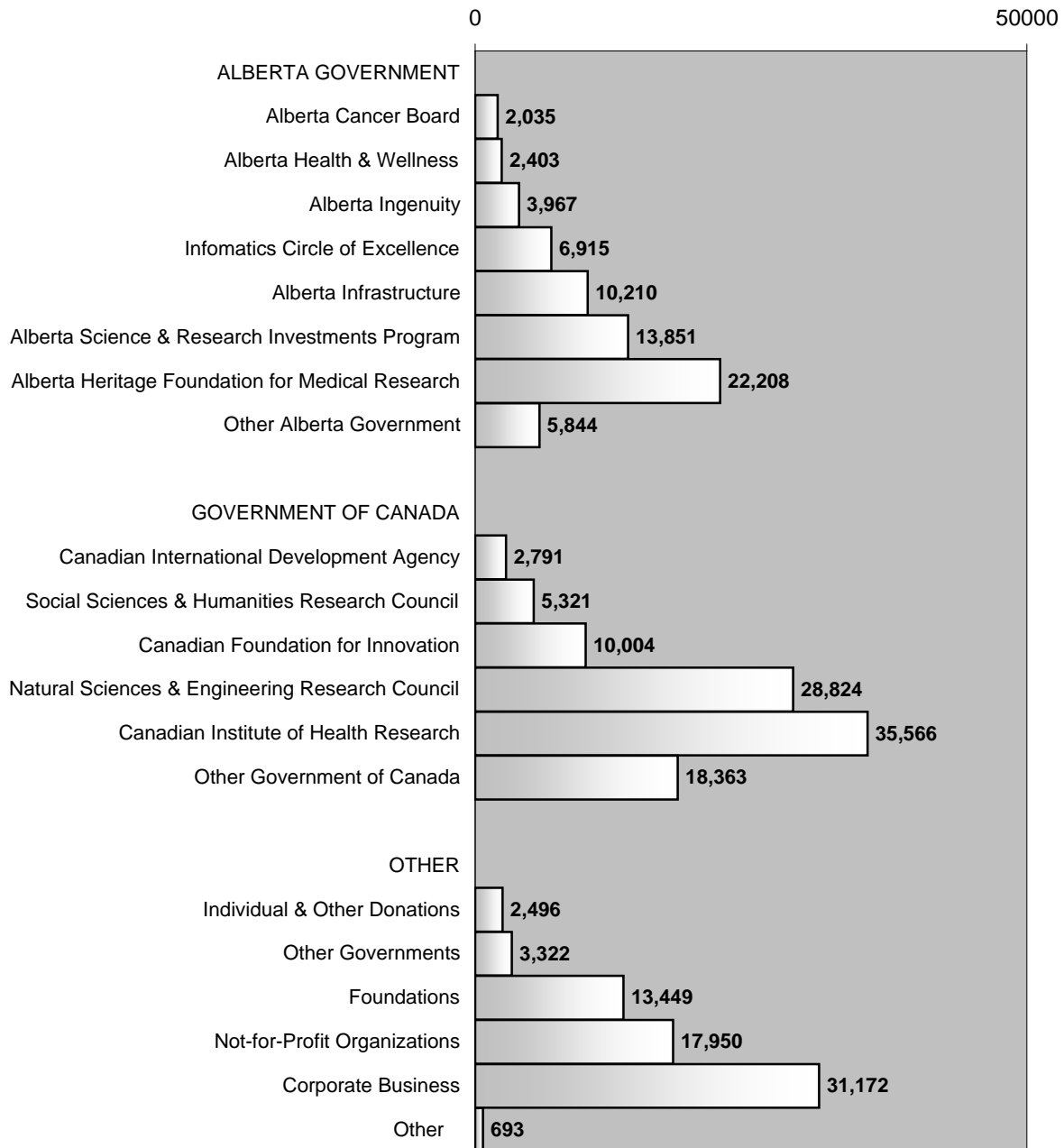
SPONSORED RESEARCH BY SOURCE (a)
(\$000'S)

| | 2005 | 2006 |
|--|----------------|----------------|
| Alberta Government Departments & Agencies | | |
| Alberta Cancer Board | 1 502 | 2 035 |
| Alberta Health & Wellness | 1 623 | 2 403 |
| Alberta Heritage Foundation for Medical Research (AHFMR) | 19 328 | 22 208 |
| Alberta Infrastructure | 22 290 | 10 210 |
| Alberta Ingenuity | 4 574 | 3 967 |
| Alberta Learning/AAECD | 56 | 184 |
| Alberta Science & Research Authority (ASRA) | 3 504 | 1 658 |
| Alberta Science & Research Investments Program (ASRIP) | 8 090 | 13 851 |
| Calgary Health Region | 1 387 | 1 446 |
| iCORE | 4 475 | 6 915 |
| Other Departments or Agencies | 40 841 | 2 556 |
| Total Alberta Government | 107 669 | 67 433 |
| Government of Canada Departments & Agencies | | |
| Canada Foundation for Innovation (CFI) | 8 709 | 10 004 |
| Canadian Institute of Health Research (CIHR) | 35 472 | 35 566 |
| Canadian International Development Agency (CIDA) | 3 093 | 2 791 |
| Health and Welfare Canada | 267 | 143 |
| Natural Sciences & Engineering Research Council (NSERC) | 24 832 | 28 824 |
| Social Sciences & Humanities Research Council (SSHRC) | 5 732 | 5 321 |
| Other Federal Government | 16 453 | 18 220 |
| Total Government of Canada | 94 559 | 100 870 |
| Other | | |
| Other Governments (Municipal, Foreign, Other Provincial) | 2 959 | 3 322 |
| Corporate Business | 30 679 | 31 173 |
| Foundations & Non-for-Profit Organizations | 29 996 | 31 399 |
| Individuals | 1 351 | 2 496 |
| Other | 618 | 694 |
| Total Other | 65 603 | 69 084 |
| Investment Income | 13 906 | 15 134 |
| GRAND TOTAL | 281 737 | 252 520 |

(a) May not add to totals due to rounding.

Source: Data are for the Year Ended March 31, 2006, Financial Services, University of Calgary.

2006 SPONSORED RESEARCH BY SOURCE (\$000'S)



Other Alberta Government includes: Alberta Learning; Other Alberta Departments or Agencies; Calgary Health Region; and Alberta Science & Research Authority;

Other Government of Canada includes: Other Departments or Agencies and Health & Welfare Canada.

Source: Data are for the Year Ended March 31, 2006, Financial Services, University of Calgary.

SPACE

SPACE BY BUILDING (a)
(Net Square Metres)

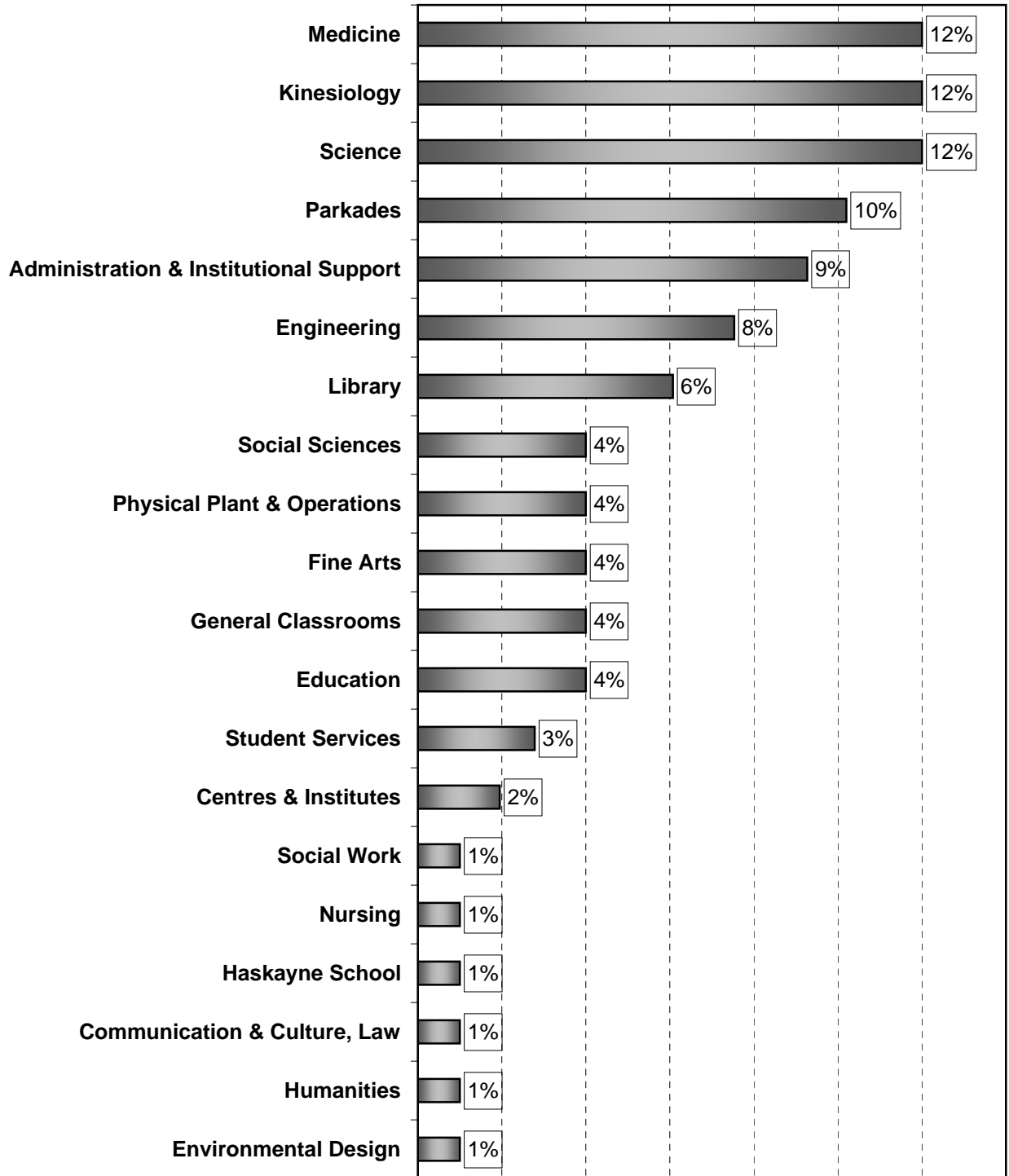
| | 2005-06 | 2006-07 |
|--|---------|---------|
| Campus Buildings | | |
| Non-Residential Buildings | | |
| Administration | 11 438 | 11 427 |
| Art and Parkade | 46 138 | 46 138 |
| Biological Sciences | 31 139 | 49 835 |
| Bow River Pump Station | 124 | 124 |
| Calgary Centre for Innovative Technology | 7 523 | 7 523 |
| Child Care Centre | 908 | 908 |
| Craigie Hall | 16 451 | 16 180 |
| Dining Centre | 6 667 | 6 665 |
| Earth Sciences | 23 556 | 23 532 |
| Education | 21 079 | 29 377 |
| Education Trailer | 252 | 252 |
| Electrical Sub Station | 113 | 113 |
| Engineering | 34 889 | 34 899 |
| Engineering Trailers | 643 | 643 |
| General Services Building | 1 372 | 1 372 |
| Greenhouse | 739 | 739 |
| Grounds | 1 262 | 1 262 |
| Health Sciences Centre | 68 659 | 68 507 |
| Heating Plant | 4 680 | 4 680 |
| Heritage Medical Research | 19 702 | 19 702 |
| Information & Communication Technology | 18 528 | 18 484 |
| Kinesiology | 51 941 | 51 629 |
| MacEwan Hall | 14 290 | 14 667 |
| MacEwan Student Centre | 23 418 | 23 358 |
| MacKimmie Library | 30 583 | 30 550 |
| Materials Handling | 470 | 470 |
| Mathematical Sciences | 16 209 | 16 005 |
| Mathematical Sciences Trailer | 252 | 252 |
| Murray Fraser Hall | 13 736 | 13 736 |
| Nickle Arts Museum | 3 635 | 3 635 |
| Olympic Oval | 24 059 | 24 059 |
| Olympic Volunteer Centre | 4 173 | 4 173 |
| Petro Canada (Mechanical Engineering) | 5 747 | 5 654 |
| Physical Plant | 5 064 | 5 064 |
| Professional Faculties | 16 656 | 16 655 |
| Reeve Theatre | 2 428 | 2 424 |
| Rozsa Centre | 3 384 | 3 374 |
| Science A | 13 695 | 13 686 |
| Science B | 16 561 | 16 564 |
| Science B Trailer | 1 083 | 1 083 |

SPACE BY BUILDING (Continued)

| | 2005-06 | 2006-07 |
|---|----------------|----------------|
| Science Theatres | 9 590 | 9 575 |
| Scurfield Hall | 15 093 | 15 093 |
| Social Sciences | 22 359 | 22 350 |
| University Research Centre | 23 547 | 23 547 |
| Weather Station | 123 | 123 |
| Total Non-Residential Buildings | 633 958 | 660 087 |
| Residential Buildings | | |
| Brewster Hall | 3 150 | 3 150 |
| Cascade Hall | 13 804 | 13 804 |
| Castle Hall | 4 358 | 4 358 |
| Glacier Hall | 7 229 | 7 220 |
| Kananaskis Hall | 9 530 | 9 434 |
| Norquay Hall | 3 215 | 3 215 |
| Olympus Hall | 5 831 | 5 828 |
| Rundle Hall | 9 315 | 9 315 |
| Varsity Courts | 31 225 | 31 221 |
| Total Residential Buildings | 87 657 | 87 543 |
| Total Campus Buildings | 721 615 | 747 630 |
| Off-Campus Facilities | | |
| Kananaskis Environmental Sciences Centre | 4 012 | 3 998 |
| Lethbridge Social Work | 237 | 237 |
| President's Residence | 463 | - |
| Rothney Astrophysical Observatory | 425 | 425 |
| Spy Hill Animal Resource Centre & Storage | 6 845 | 6 686 |
| Total Off-Campus Facilities | 11 982 | 11 346 |
| Total University Space | 733 597 | 758 976 |
| Leased Space | | |
| Alastair Ross Technology Centre | 182 | 182 |
| Energy Resources Research Building | 884 | 884 |
| North Hill Family Medicine | 1 057 | 1 057 |
| Sunridge Family Medicine | 781 | 781 |
| Total Leased Space | 2 904 | 2 904 |

(a) Due to implementation of new facilities management system, comparative space data for prior years are not available

NON-RESIDENTIAL OCCUPIABLE SPACE BY FACULTY OR DEPARTMENT GROUPING 2006-07



**LIBRARY
COLLECTIONS**

UNIVERSITY LIBRARY HOLDINGS
As of March 31, 2006

| | MACKIMMIE LIBRARY(a) | GALLAGHER LIBRARY | LAW LIBRARY | BUSINESS LIBRARY | HEALTH SCIENCES LIBRARY | OTHER COLLECTIONS (b) | TOTAL |
|-------------------------------|-------------------------|----------------------|----------------|---------------------|-------------------------------|-----------------------------|-----------|
| PRINT MATERIALS | | | | | | | |
| Books & Periodicals | 2 094 084 | 89 989 | 164 329 | 9 762 | 173 843 | 65 007 | 2 597 014 |
| Microforms | 3 552 597 | 21 | 40 326 | - | 17 996 | - | 3 610 940 |
| Manuscripts & Archives | | | | | | | |
| -Creative (in metres) | 1 412 | - | - | - | - | - | 1 412 |
| -Historical (in metres) | 1 671 | - | - | - | - | - | 1 671 |
| -Architectural Drawings | 798 758 | - | - | - | - | - | 798 758 |
| AUDIO-VISUAL MATERIALS | | | | | | | |
| Maps | 186 317 | 693 | - | - | - | 59 | 187 069 |
| Airphotos | 1 245 775 | - | - | - | 206 | - | 1 245 981 |
| Audio Materials | 30 298 | 4 | - | 81 | 5 771 | 3 004 | 39 158 |
| Film & Video | 11 895 | - | 21 | 158 | 490 | 2 034 | 14 598 |
| Slides | 267 927 | 75 | - | - | 5 658 | - | 273 660 |
| ELECTRONIC RESOURCES | | | | | | | |
| E-Books | | | | | | | 1 253 589 |
| E-Journals | | | | | | | 49 197 |
| CD-Roms | | | | | | | 2 872 |
| Floppies/Diskettes | | | | | | | 526 |
| Other Computer Files | | | | | | | 176 |