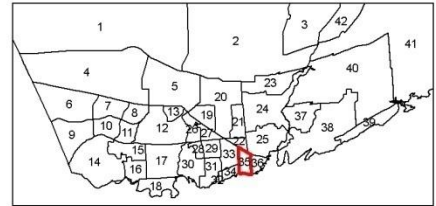




Neighbourhood Profiles (Census 2006)

Prepared By: City of Kingston Planning and Development Department



35 - Queen's



Legend

- Child Care Centre
- Library
- Arena
- School
- Fire Station
- Hospital
- Long Term Care
- Marina
- Museum
- Place of Worship
- Golf Course
- Park

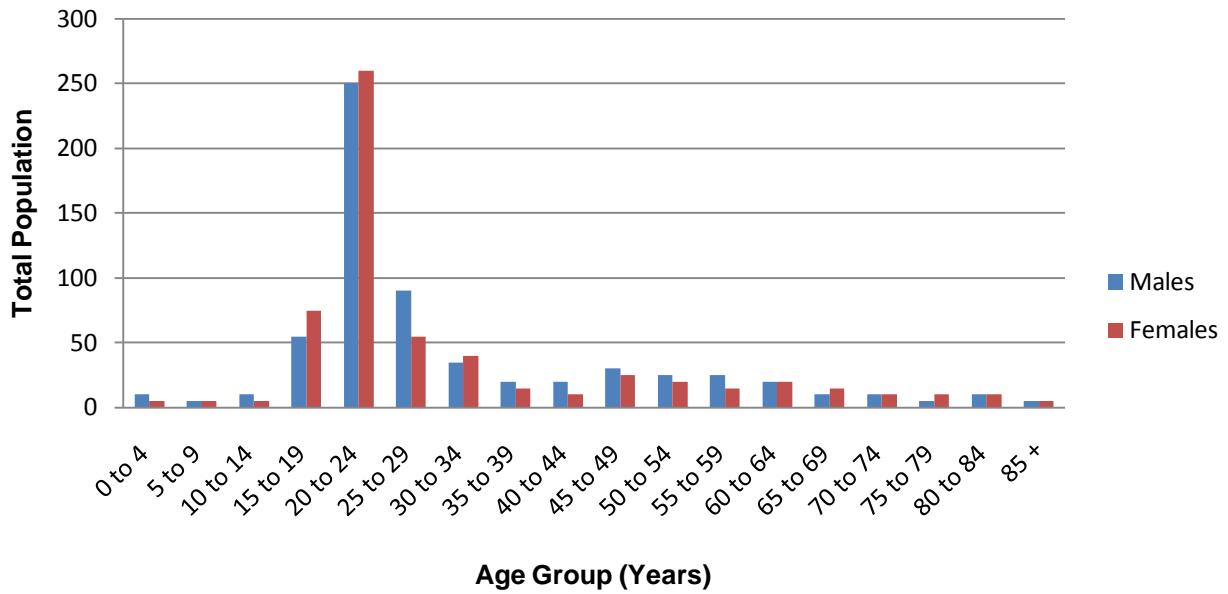


Neighbourhood boundaries are based on 2006 Census boundaries and cannot be modified by the City
 Created By: C. Chan
 Date: March 6, 2008

Community	Neighbourhood	City
Total Population	1255	117,207
Ave. Family Income	\$76,210	\$83,163
Ave. Household Size	2	2.3
% Homeownership	9.7%	62.2%

Population Characteristics

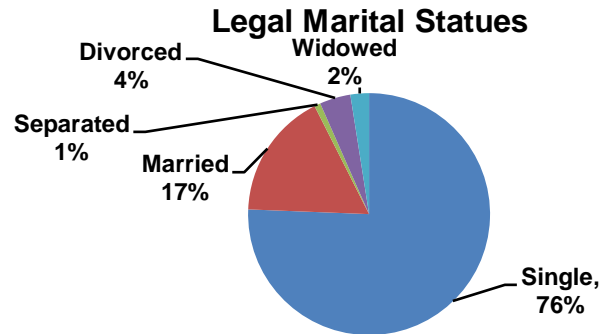
Population By Age Group



Family & Cultural Characteristics

Total Lone Parent Families

Female parent	20	100.0%
1 child	0	0.0%
2 children	20	100.0%
3 or more children	0	0.0%
Male parent	0	0.0%
1 child	0	0.0%
2 children	0	0.0%
3 or more children	0	0.0%



Ethnic Origin (Top 5 Total Responses)

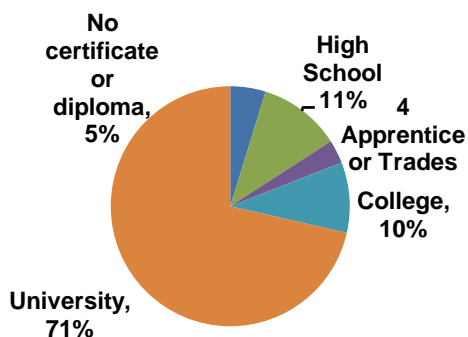
Ethnic Origin	# of People
Canadian	335
English	235
Scottish	205
Irish	195
German	80

Visible Minority (Top 5 Responses)

Ethnic Origin	# of People	% of Total Visible Minority
Chinese	25	26.3%
South Asian	20	21.1%
Southeast Asian	20	21.1%
Black	10	10.5%
Arab	10	10.5%

Education & Language Characteristics

Highest Level of Schooling



Knowledge of Official Languages

Language	Count	Percentage
English Only	720	80.0%
French Only	0	0.0%
English and French	185	20.6%
Neither English nor French	0	0.0%

Mother Tongue (Top 5 Responses)

Ethnic Origin	# of People	% of Total in Neighbourhood
English	770	85.6%
Arabic	30	3.3%
Dutch	20	2.2%
Mandarin	15	1.7%
Italian	10	1.1%

Housing & Economic Characteristics

Dwelling Type

Dwelling Type	Count	Percentage
Single-detached house	125	20.7%
Semi-detached house	50	8.3%
Row house	40	6.6%
Duplex	85	14.0%
Apartment: 5 or more storeys	115	19.0%
Apartment: fewer than 5 storeys	200	33.1%
Other single-attached house	0	0.0%
Movable dwelling	0	0.0%

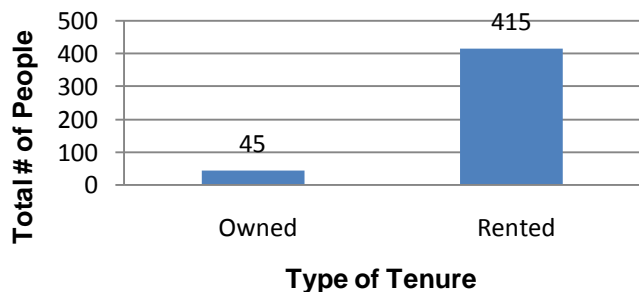
Housing Characteristics

Total number of occupied private dwellings	465
Average number of rooms per dwelling	5.1
Average number of bedrooms per dwelling	2.05

Age of Dwelling

Age Range	Count	Percentage
Before 1946	150	32.3%
1946 to 1960	120	25.8%
1961 to 1970	65	14.0%
1971 to 1980	75	16.1%
1981 to 1985	20	4.3%
1986 to 1990	0	0.0%
1991 to 1995	15	3.2%
1996 to 2000	0	0.0%
2001 to 2006	0	0.0%

Housing By Tenure



Household Type

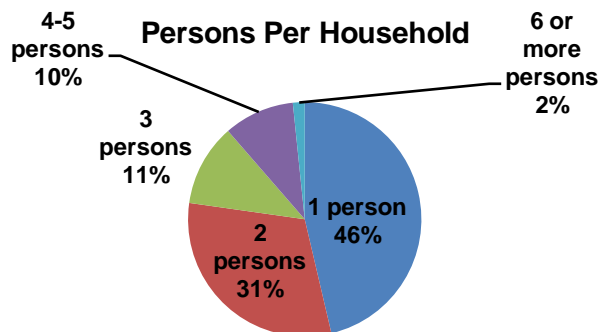
Household Type	Count	Percentage
One-family households	100	21.5%
Multiple-family households	0	0.0%
Non-family households	360	77.4%

Family Income

Average 2005 family income	\$76,210
Median 2005 family income	\$66,216

Labour Force Activity (Total Population - 15 Years and Over)

Activity	Count	Percentage
In the labour force	670	79.8%
Employed	565	67.3%
Unemployed	105	12.5%
Not in the labour force	175	20.8%



GLOSSARY OF TERMS

Aboriginal Identity: refers to those persons who reported identifying with at least one Aboriginal group, that is, North American Indian, Métis or Inuit, and/or those who reported being a Treaty Indian or a Registered Indian, as defined by the *Indian Act* of Canada, and/or those who reported they were members of an Indian band or First Nation.

Average Family: Income is calculated from unrounded data by dividing the aggregate income of a specific group of Families (e.g., husband and wife and families with working wives) by the number of families in that group whether or not they reported income.

Census Family: refers to a married couple (with or without children of either or both spouses), a couple living common-law (with or without children of either or both partners) or a lone parent of any marital status, with at least one child living in the same dwelling. A couple may be of opposite or same sex. 'Children' in a census family include grandchildren living with their grandparent(s) but with no parents present.

Common Law Status: refers to persons who live together as a couple but who are not legally married to each other. These persons can be of the opposite sex or of the same sex.

Employed: Persons who, during the week (Sunday to Saturday) prior to Census Day (May 16, 2006):

- a. did any work at all for pay or in self-employment or without pay in a family farm, business or professional practice
- b. were absent from their job or business, with or without pay, for the entire week because of a vacation, an illness, a labour dispute at their place of work, or any other reasons.

Ethnic Origin: Refers to the ethnic or cultural origins of the respondent's ancestors. The 2006 Census ethnic origin question provided 26 examples of ethnic and cultural origins.

Highest Level of Schooling
(certificate, degree, diploma)

Information regarding a person's most advanced diploma, certificate or degree. This is a derived variable obtained from the educational qualifications questions, which asked for all certificates, diplomas and degrees to be reported.

Household Size: Number of Persons occupying a private dwelling

Household Types Category to which a person living alone or a group of persons occupying the same dwelling belong. There are two categories: **non-family households** and **family households**.

A **non-family household** consists either of one person living alone or of two or more persons who share a dwelling, but do not constitute a family.

Family households are divided into two subcategories: **one-family households** and **multiple-family households**.

A **one-family household** consists of a single family (e.g., a couple with or without children). A **multiple-family household** is made up of two or more families occupying the same dwelling.

Labour Force: Refers to persons who were either employed or unemployed during the week (Sunday to Saturday) prior to Census Day (May 16, 2006).

Labour force = Employed + Unemployed

Legal Marital Status: Refers to legal conjugal status of persons:

- a) Never married (single)
- b) Married
- c) Separated, but still legally married
- d) Divorced
- e) Widowed

Mother Tongue: Refers to the first language learned at home in childhood and still understood by the individual at the time of the census.

Non-Official Languages: Refers to the language, other than French or English, in which the respondent can conduct a conversation.

Not In Labour Force: Refers to persons who, in the week (Sunday to Saturday) prior to Census Day (May 16, 2006), were neither

employed nor unemployed. It includes students, homemakers, retired workers, seasonal workers in an 'off' season who were not looking for work, and persons who could not work because of a long term illness or disability.

Unemployed: Persons who, during the week (Sunday to Saturday) prior to Census Day (May 16, 2006), were without paid work or without self-employment work and were available for work and either:

- a. had actively looked for paid work in the past four weeks; or
- b. were on temporary lay-off and expected to return to their job; or
- c. had definite arrangements to start a new job in four weeks or less.

Visible Minority Population: Refers to the visible minority group to which the respondent belongs. The *Employment Equity Act* defines visible minorities as 'persons, other than Aboriginal peoples, who are non-Caucasian in race or non-white in colour'.

Sources and Endnotes:

Source: Statistics Canada, 2006 Census

Statistics Canada information is used with the permission of Statistics Canada. Users are forbidden to copy the data and disseminate them, in original or modified form for commercial purposes, without the expressed permission of Statistics Canada. Information on the data can be obtained from their website <http://www.statcan.gc.ca>

Census data has been collected using either 100% of the population or a 20% sample and weighted to compensate for sampling. The 20% sample excludes the institutional population. Sampling partly explains the variation in total among charts or tables. Variation may be the result of Statistics Canada's use of "random rounding" plus/minus 5 or 10. Some pie charts that do not add up to 100% may also be due to random rounding. This technique does not add statistically significant error to the data.

Glossary descriptions are based on 2006 Census Dictionary definitions. Please refer to the Statistics Canada website for more information at <http://www12.statcan.gc.ca/english/census06/reference/dictionary/index.cfm>

For more information about the Neighbourhood Profiles, contact the **City of Kingston Planning Department**. <http://www.cityofkingston.ca>