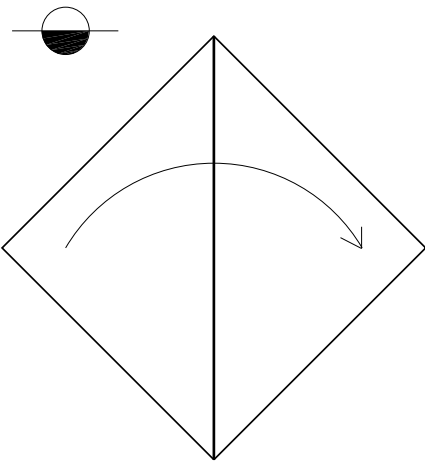
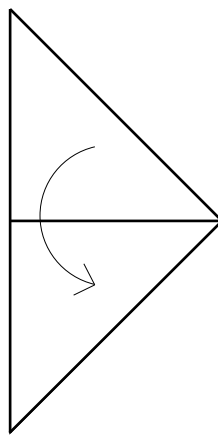


Grasshopper

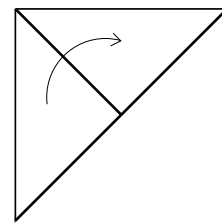
Creator Unknown. Diagrammed by Andrew Anselmo - Jan 2002



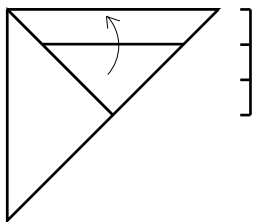
1) Start with white side up; valley fold to right.



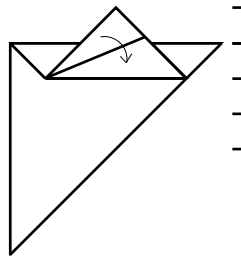
2) Valley fold downwards.



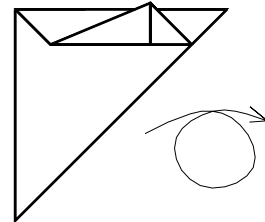
3) Valley fold the top layer upwards.



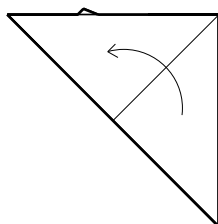
4) Valley fold this flap parallel to the top, starting 1/3 of the way from the top edge.



5) Valley fold downwards. The point at the top should be the same distance from the top as the bottom edge.



6) Turn over.



7) Repeat steps 3-5 on the other side.



8) The finished model.

