



Handball

Copper Box, Olympic Park



London 2012 Olympic Games Official spectator guide



Plan your travel

Getting to the Olympic Park

Great news! You can use the Games Travelcard sent to you with your ticket for free travel on public transport in London zones 1-9 on the day of your event, including to and from the Olympic Park. The recommended stations are:

Stratford – around 15-minute walk

Stratford International – around 15-minute walk

West Ham – around 25-minute walk

London will be very busy so leave plenty of time to get to the Olympic Park and be prepared for crowds. Plan and book your journey at london2012.com/travel and check it before you set off as things may change.

Or why not take the active option and get on your bike? There's secure cycle parking in Victoria Park (around 15-minute walk to Victoria Gate), and outside Eton Manor Gate and Greenway Gate. You'll also find walking and cycling routes on our website.

There is no spectator parking at the Olympic Park, except for pre-booked Blue Badge spaces.

For days when you're not going to a London 2012 sports event or ceremony, beat the queues for travel tickets and buy a Visitor Oyster card before you leave home at tfl.gov.uk/visitorshop

Accessible travel

If you've reserved Blue Badge parking, you'll receive details in the post soon. For more information, go to london2012.com/bluebadge

Stratford and Stratford International stations have step-free access, with staff assistance available.

Inside the venue you can use our free Games Mobility service, which loans out mobility vehicles on a first come, first served basis. Audio description and guiding are also available. Find out more at london2012.com/accessibility

BARCODE



Top tips

- 1 **Check the London 2012 website for the latest information** before you travel
- 2 **Remember your tickets!** Everyone needs a ticket for entry
- 3 **Aim to arrive at the Olympic Park two hours before** your session starts
- 4 The transport system and venues will be very busy so **leave plenty of time to travel and be prepared to wait** – it may also take a while to exit the Olympic Park once your session is over
- 5 You'll need to go through airport-style security when you arrive so make sure you've **read the list of items that aren't allowed inside the Olympic Park** at london2012.com/security
- 6 **Your bag must fit under your seat or on your lap.** If you can manage without one, even better – it will help speed up security checks
- 7 There's a **wide variety of healthy and tasty food** inside the venue
- 8 You can **pay by Visa (debit, credit or prepaid) or cash (£) only**
- 9 **Check the weather forecast and come prepared,** whether that means bringing a sun hat or rain jacket – we are in the UK after all!
- 10 The Olympic Park is very big – make sure you **wear comfortable shoes** so you can explore. If you've got a smartphone, **switch on Wi-Fi** and visit london2012.com to find fun things to do after your event

Welcome

This guide includes handy tips to help you get to your event and make the most of your Olympic experience. So have a good read – and don't forget to bring it on the day!

Arriving at the Olympic Park

Aim to be at the Olympic Park two hours before your session starts. When you get there, you'll be asked to go through airport-style security screening. With thousands of visitors arriving at the same time, there may be a queue.

One soft-sided bag is allowed per person – for example, a medium-sized handbag or small backpack (maximum 25 litres).

We want everyone to have a safe and enjoyable Games, so there are some things you can't bring into the Olympic Park. Go to london2012.com/security for the full list, which includes water and other liquids.

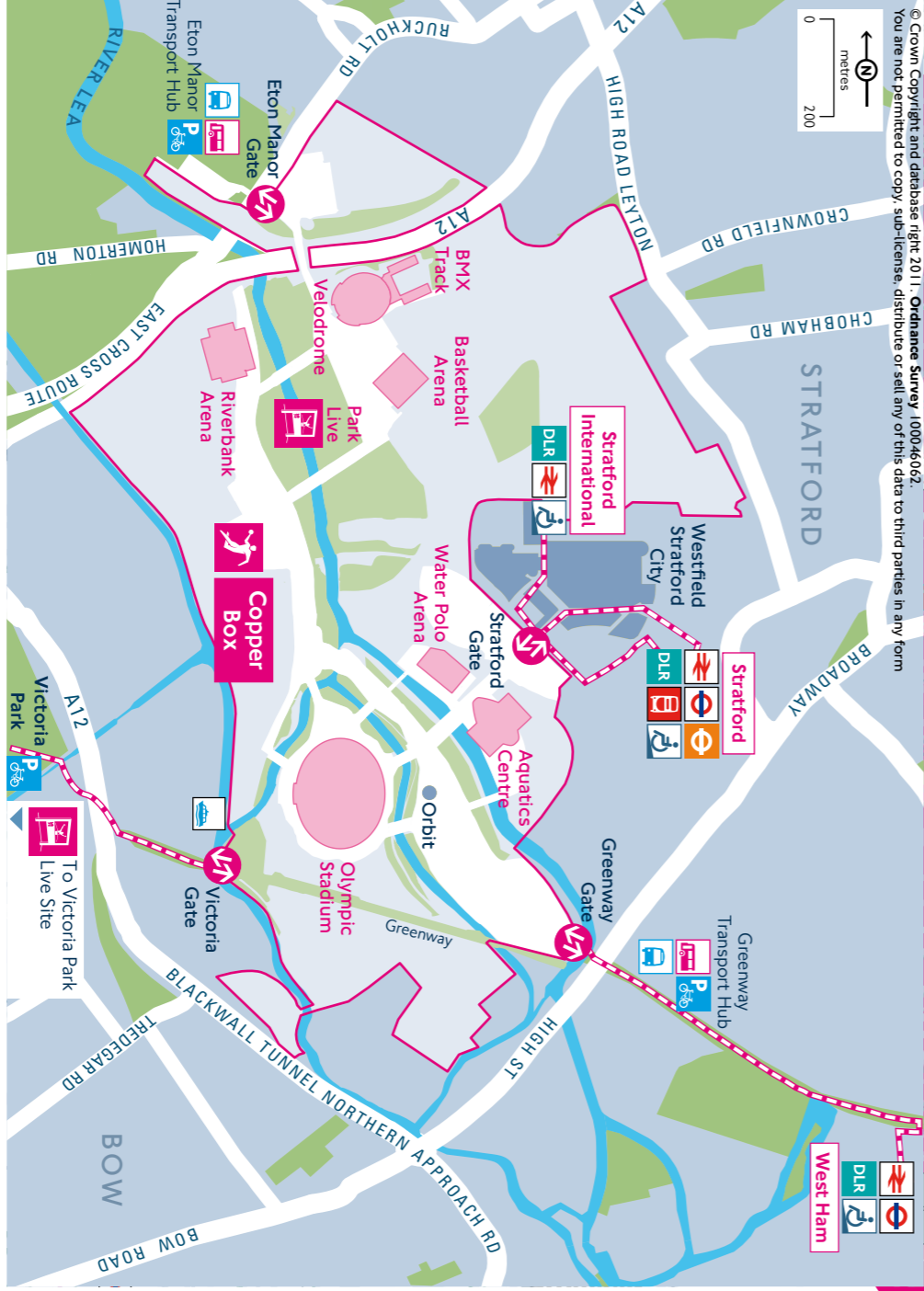
You'll need to have your ticket ready to be checked at the entrances to the Olympic Park and the Copper Box.

Arriving at the venue

You should aim to arrive at the Copper Box one hour before your session. The Olympic Park is very big so it could take up to 30 minutes to get to the venue once you've gone through security screening.

Unless your session is the first of the day, you'll only be able to enter the seating area after all spectators from the previous session have left.

There's no readmission to the Olympic Park or the Copper Box.



© Crown Copyright and database right 2011. Ordnance Survey 100046062. You are not permitted to copy, sub-license, distribute or sell any of this data to third parties in any form.

Key

	Recommended station for spectators		London Underground
	Event area during the Olympic Games		Docklands Light Railway
	Olympic Park entrance and exit		River services
	Spectator access route		Bus station
	National Rail		Station with step-free access and staff assistance
	Park-and-ride shuttle bus pick-up/drop-off		Cycle parking
	Coach pick-up/drop-off		Live Site
	A Games Mobility shuttle service will be available across the Olympic Park		



Handball

Speed, skill and stamina are key attributes for competitors in modern Handball – a fast and exhilarating team sport.

Sports info

Medal events	2
Athletes per team	14
Athletes per team on court	7
Total athletes	336 (12 teams in each event)

Session timetable

Day	1	2	3	4	5	6	7	8	9	10	11	12	13	14	15	16
Date	Sat 28 Jul	Sun 29 Jul	Mon 30 Jul	Tue 31 Jul	Wed 1 Aug	Thu 2 Aug	Fri 3 Aug	Sat 4 Aug	Sun 5 Aug	Mon 6 Aug	Tue 7 Aug	Wed 8 Aug	Thu 9 Aug	Fri 10 Aug	Sat 11 Aug	Sun 12 Aug
	Copper Box											Basketball Arena				
Morning	09:30-12:45	09:30-12:45	09:30-12:45	09:30-12:45	09:30-12:45	09:30-12:45	09:30-12:45	09:30-12:45	09:30-12:45	09:30-12:45	10:00-12:00	11:00-13:00				11:00-13:00
Afternoon	14:30-17:45	14:30-17:45	14:30-17:45	14:30-17:45	14:30-17:45	14:30-17:45	14:30-17:45	14:30-17:45	14:30-17:45	14:30-17:45	13:30-15:30 17:00-19:00	14:30-16:30	17:00-19:00	17:00-19:00	17:00-19:00	15:00-17:30
Evening	19:30-22:45	19:30-22:45	19:30-22:45	19:30-22:45	19:30-22:45	19:30-22:45	19:30-22:45	19:30-22:45	19:30-22:45	19:30-22:45	20:30-22:30	18:00-20:00 21:30-23:30	20:30-22:30	20:30-22:30	20:30-23:00	

Sessions where gold medals will be decided and/or awarded are highlighted in bold

The history

Handball was developed in Denmark, Sweden and Germany in the late 19th century. Originally played outdoors as field handball, the sport first appeared at the Olympic Games in 1936. The modern indoor version made its Olympic debut at Munich 1972.

Historically, the three most successful nations are Denmark, Korea and Russia in the women's Olympic competition, and Russia, Yugoslavia and Sweden in the men's.

The basics

Played on a court measuring 40 x 20 metres, the largest court of any indoor ball sport at the Games, Handball features two teams of seven players passing and dribbling a small ball with their hands. The aim is to throw the ball into the opposition's goal, which happens often: it's not uncommon to see 50 goals in a single 60-minute match.

Both the men's and women's Olympic Handball competitions begin with a preliminary phase, where the 12 teams in each event are divided into two groups of six, and each team plays every other team in its group. The four best teams in each group qualify for the knockout phase.

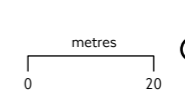
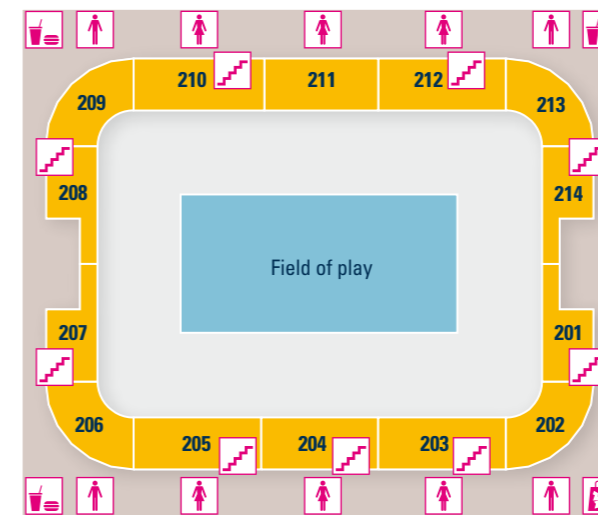
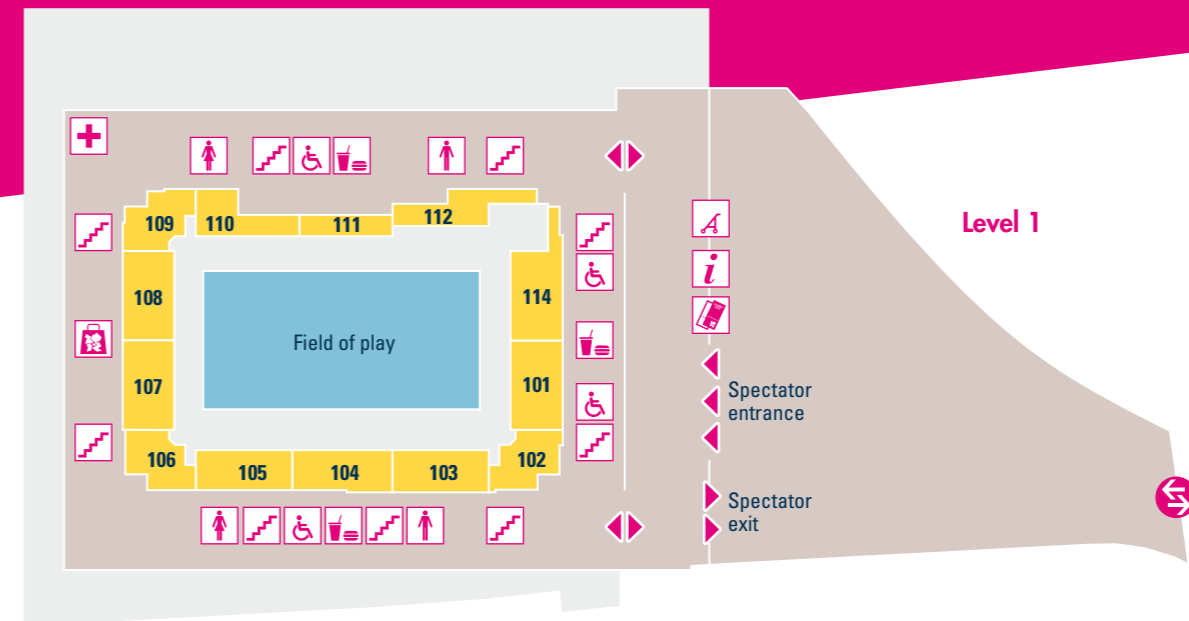
Find out more about Handball – pick up an official London 2012 daily or souvenir programme at the event.



While you're watching

Please don't use flash photography if you're seated behind a goal.

Copper Box



Key

- Venue entrance and exit
- 101** Seating block
- Toilets
- Accessible toilets
- Information, Games Mobility and lost and found
- Ticket resolution office
- Stairs
- Spectator medical
- Pushchair and wheelchair storage
- London 2012 Shop
- Food and drink

Scan me now or go to london2012.com/mobileapps to find out about the official London 2012 apps, with sports results, spectator information and more.



Inside the Olympic Park

Please do your bit for the environment – take your rubbish home or help us recycle it by following the coloured icons on the bins, and on food and drink packaging.

Smoking is not permitted in the Olympic Park, except in designated areas.

VISA In recognition of Visa's longstanding support of the Olympic Games, only Visa (debit, credit and prepaid) and cash can be used for purchases inside the venue. Contactless payment is also available.

Out and about

Find out what's on at a London 2012 Live Site near you or discover the great range of Olympic, London 2012 Festival and other events taking place across the UK at london2012.com/joinin

Get the perfect souvenir or gift – including exclusive merchandise only available in venues – at the London 2012 Shop. Or go online at london2012.com/shop



Delivering a memorable Olympic Games to inspire a generation with the support of our Partners



This guide is available on request in other formats up to and including 30 June 2012. To obtain these please quote reference number LOC2012/OSG/31. Email info@enquiries.london2012.com. Phone +44 (0)845 267 2012. This guide is also available to download in English and French at london2012.com

All maps and information contained in this guide are subject to change. This guide and the official Emblems of the London 2012 Games are © London Organising Committee of the Olympic Games and Paralympic Games Ltd (LOCOG) 2012. All rights reserved. Printed at an environmentally aware ISO4001-certified printer on recycled paper.