

Business Plan 2012–2015

Department for Business Innovation and Skills

31 May 2012

This plan will be updated annually

Contents:

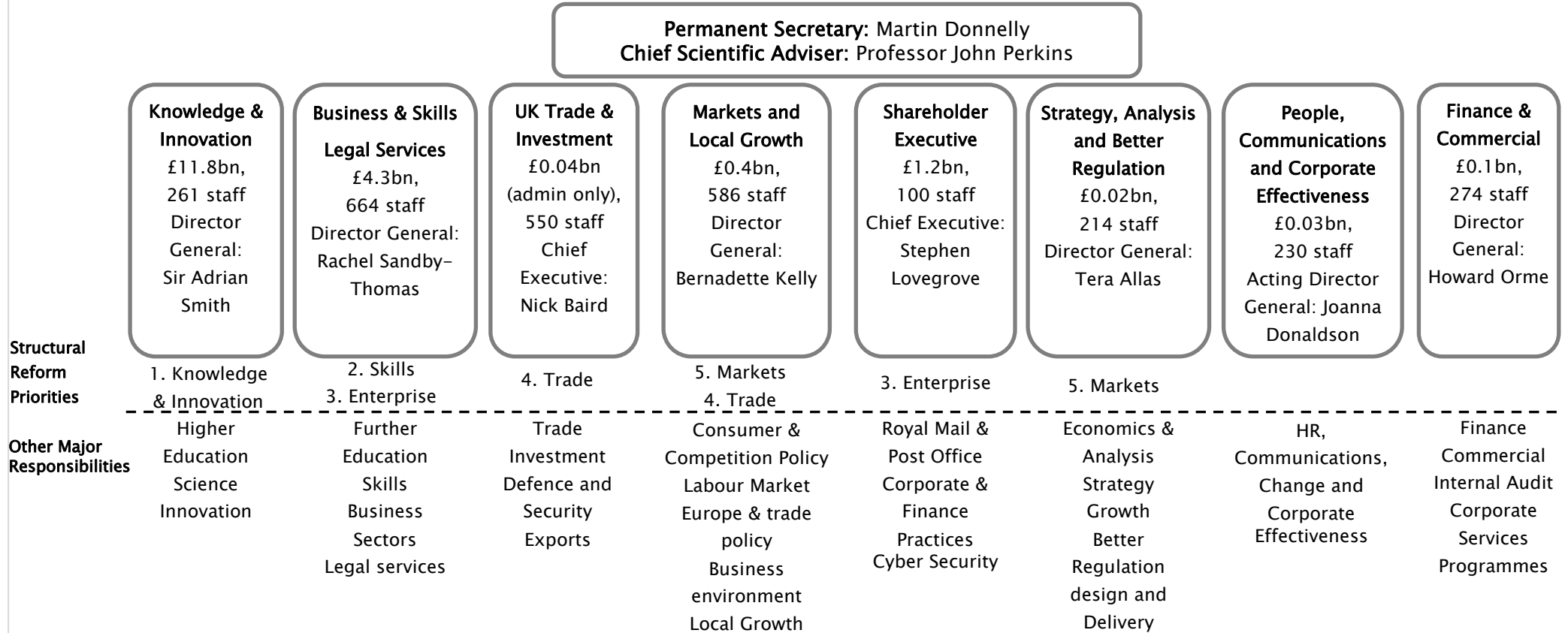
Section A: Coalition priorities	2
Section B: Structural Reform Plan.....	4
Section C: Departmental expenditure	22
Section D: Transparency	26

A) Coalition priorities

- 1. Knowledge and Innovation – Promote excellent universities and research and increased business innovation**
- 2. Skills – Build an internationally competitive skills base and promote more opportunities for individuals in realising their potential**
- 3. Enterprise – Boost enterprise and make this the decade of the entrepreneur; and rebalance the economy across sectors and across regions**
- 4. Trade and investment – Stimulate exports and inward investment**
- 5. Markets – Create a positive business environment; and protect and empower consumers**

Departmental responsibilities

This page sets out who in the Department leads on its major responsibilities, including its Coalition priorities.



BIS, as the Department for Growth, is playing a clear and active role to create sustainable, shared and balanced growth – across the country and between sectors of the economy. BIS and Cabinet Office jointly lead the cross-Government Red Tape Challenge to reduce and reform the stock of regulations on the statute book. BIS is also responsible for bringing forward implementing those changes to the regulations for which the Department has overall responsibility.

UK Trade and Investment has two joint host Departments: BIS and the FCO.

BIS hosts the Government Office for Science.

BIS has a network of partner organisations that are responsible for 73 per cent of our expenditure and are vital to delivering our objectives.

B) Structural Reform Plan

This section sets out the key actions the department will take to implement its Coalition priorities. An implementation report will be published online, setting out our progress in completing them.

Additional actions, including our contributions to cross-cutting Government agendas such as the Growth Review, can be found in Annex A.

All commitments and end dates relating to legislation and pre-legislative scrutiny are subject to parliamentary timetables.

1. Knowledge and Innovation – Promote excellent universities and research and increased business innovation

Lead: Sir Adrian Smith, Knowledge and Innovation

ACTIONS		Start	End
1.1	Reform higher education to deliver a sustainable, world class system, that is open to people from all backgrounds while also expecting greater funding contributions from those who can afford to pay		
	i. Implement the new National Scholarship Programme to provide awards to students entering higher education in the academic year 2012/13	Started	Oct 2012
1.2	Improve information for prospective students on different higher education institutions		
	i. Ensure information is available for each university on key issues for students, including student satisfaction and post-educational outcomes for graduates from different courses and universities	Started	Sep 2012
1.3	Ensure that future investment in science and research is focussed on excellence		
	i. Prepare and run a pilot of the Research Excellence Framework (REF) submissions system	Started	Dec 2012
	ii. Develop REF submissions system and open it to responses by institutions	Jan 2013	Nov 2013
	iii. Conduct assessment of REF submissions	Jan 2014	Dec 2014

1. Knowledge and Innovation – Promote excellent universities and research and increased business innovation

Lead: Sir Adrian Smith, Knowledge and Innovation

ACTIONS		
	<u>Start</u>	<u>End</u>
1.4 Provide £100 million capital funding for universities to leverage in private or charity co-investment in significant long-term research partnerships		
i. Announce approach to competitive allocations	Jul 2012	Sep 2012
ii. Award first projects	Mar 2013	Mar 2013
1.5 Enable greater private investment in research and aid the commercialisation of technology and research through the creation of centres of scientific and technological excellence and stronger links between universities and industries		
i. Implement operational network of Catapult technology and innovation centres in Cell Therapies, the Connected Digital Economy, Future Cities, High Value Manufacturing, Offshore Renewable Energy, Satellite Applications and Transport Systems	Started	Apr 2013
ii. Support the Technology Strategy Board (TSB) to develop a specification for and establish an Open Data Institute	Started	Mar 2013
iii. Construction and establishment of the Francis Crick Institute through a unique partnership between the Medical Research Council, Cancer Research UK, Wellcome Trust and three of London's top universities (UCL, ICL, KCL). Its goal will be to understand the biology underlying human health, finding ways to prevent and treat the most significant diseases affecting people today	Started	Jan 2016
iv. Establish and run the £180m joint MRC/TSB Biomedical Catalyst to provide support to both academically- and commercially-led research and development in a seamless, effective and efficient manner	Started	Mar 2015
1.6 Enhance the support that the UK's intellectual property (IP) framework gives to entrepreneurialism, economic growth and social and commercial innovation		
i. Publish the Government's decisions on changes to copyright legislation proposed by the Hargreaves Review, following consultation	Started	Mar 2015

1. Knowledge and Innovation – Promote excellent universities and research and increased business innovation

Lead: Sir Adrian Smith, Knowledge and Innovation

ACTIONS		Start	End
1.7	Improve the UK's International Approach to Intellectual Property (IP), to benefit the UK economy, improve the international intellectual property system and facilitate worldwide innovation		
	i. Establish a network of IP Attachés in FCO posts in key economies to promote UK business interests, policy interests and provide a focal point for supporting UK businesses with IP related issues	Started	Mar 2013
	ii. Influence negotiations such that agreement is reached on EU Patent and Patent Court proposals in line with UK priorities	Started	Mar 2015

2. Skills – Build an internationally competitive skills base and promote more opportunities for individuals in realising their potential

Lead: Rachel Sandby-Thomas, Business, Skills and Legal

ACTIONS	Start	End
2.1 Expand and improve the quality of the apprenticeships programme		
i. Provide funding and a training offer to support the creation of additional 75,000 adult apprenticeship places by 2014-15 relative to the level of spending inherited from the previous Government	Started	Mar 2015
ii. Fund an additional 40,000 adult apprenticeship places focused on the young unemployed and an additional 10,000 advanced and higher apprenticeship places	Started	Mar 2015
iii. Ensure all new apprenticeships require apprentices who have not reached L2 in English and maths to progress towards it, working with DfE	Started	Sep 2012
iv. Roll-out the new employer incentives scheme for small employers taking on new young apprentices, working with DfE	Started	Apr 2013
v. Identify and implement ways to make apprenticeships more accessible to SMEs (including reducing bureaucracy and speedier recruitment processes), working with DfE	Started	Apr 2013
2.2 Introduce a new system of loans for further education students, in parallel with reforms to funding of higher education, with the expectation that those adults who benefit most from training will contribute to the costs where they can afford to do so		
i. Lay Regulations to allow the introduction of Further Education (FE) loans	Jul 2012	Jul 2012
ii. Learners begin courses funded using FE loans	Sep 2013	Sep 2013
2.3 Implement a new round of the Growth and Innovation Fund for employer co-funded projects that invest in training and skills development		
i. Implement the new round of Growth and Innovation Funding	Started	Jul 2012
2.4 Reform English and Maths Basic Skills		
i. Pilot with providers how skills gain in English and Maths can be assessed and measured as the basis for funding in order to incentivise providers to deliver the greatest skills gains for their learners	Sep 2012	Sep 2013

2. Skills – Build an internationally competitive skills base and promote more opportunities for individuals in realising their potential

Lead: Rachel Sandby-Thomas, Business, Skills and Legal

ACTIONS		Start	End
2.5	Through the Employer Ownership of Skills Pilot, test a new approach to vocational skills funding by routing public investment in skills directly to employers to allow them to purchase training directly		
	i. Develop Prospectus which sets out the purpose of the pilot and the criteria against which bids will be assessed and ensure that relevant, high quality bids are submitted	Started	Jun 2012
	ii. Evaluate effectiveness of first phase of pilot and launch second phase, subject to successful first phase	Sep 2012	Apr 2013

3. Enterprise – Boost enterprise and make this the decade of the entrepreneur; and rebalance the economy across sectors and across regions

Lead: Rachel Sandby-Thomas, Business, Skills and Legal

ACTIONS		Start	End
3.1	Work with industry to develop and implement strategies for key sectors to maximise new business opportunities and growth in manufacturing and services, including the low carbon economy		
	i. Develop and implement strategies for key sectors to maximise new business opportunities and growth in manufacturing and services	Started	Jan 2013
	ii. Develop and launch a high profile manufacturing industry exhibition alongside the 2012 Olympic and Paralympic games that will be open to a UK and international audience visiting London for the 2012 Games	Started	Sep 2012
3.2	Create a single Manufacturing Advisory Service (MAS) in England to replace the eight previous regional services, to achieve economies of scale and improve consistency in service delivery.		
	i. Deliver a return on BIS investment greater than the previous MAS regional average (for example more than £6 GVA for every £1 invested by BIS)	Started	Mar 2013
	ii. Deliver increases in manufacturing derived Gross Added Value (GVA) and jobs directly attributable to MAS intervention	Started	Mar 2013
3.3	Establish a compensation scheme for key electricity-intensive businesses to help offset the indirect cost of the carbon price floor and the EU Emissions Trading System:		
	i. Publish package and guidance	Mar 2013	Mar 2013
	ii. Issue formal state aid notification to the European Commission	Jul 2013	Jul 2013

3. Enterprise – Boost enterprise and make this the decade of the entrepreneur; and rebalance the economy across sectors and across regions

Lead: Rachel Sandby-Thomas, Business, Skills and Legal

ACTIONS	Start	End
3.4 Work across government to ensure that LEPs are equipped to deliver their local economic growth objectives. In particular by:		
i. Ensure that LEPs play a full role in delivery of Enterprise Zones, consistent with their implementation plans, working with DCLG	Started	Mar 2013
ii. Ensure that City Deals with the 8 core cities are agreed and include a BIS offer tailored to each City's needs, working with Cabinet Office and DCLG	Started	Jul 2012
iii. Deliver the relevant milestones for the BIS-specific commitments agreed as part of the city deals as set out in the action plans agreed by Cabinet Office, BIS and the relevant city	Jun 2012	Mar 2015
3.5 Put in place a Regional Growth Fund to encourage private sector enterprise and support to help places currently reliant on the public sector to make the transition to sustainable private sector led growth, working with HM Treasury and the Department for Communities and Local Government		
i. Complete further bidding round for the Regional Growth Fund, whereby private bodies and public private partnerships (including Local Enterprise Partnerships) bid for funding to invest in sustainable private sector led growth	Started	Jun 2012
ii. Complete a series of Regional events to encourage potential applicants to apply for the fund	Started	Jun 2012
iii. Conditional offers announced for successful Regional Growth Fund Round 3 bids	Nov 2012	Nov 2012
iv. Quarterly progress updates on successful projects that have signed final contracts	Started	Dec 2012
3.6 Help improve the flow of credit to viable small and medium-sized enterprises (SMEs)		
i. Ensure good communication of the National Loan Guarantee Scheme and Business Finance Partnership, working with Treasury	Started	Jan 2015
ii. Deliver the access to finance elements of the Business in You campaign, in particular publicising the Finance Finder tool	Started	Dec 2012
iii. Successfully award Business Finance Partnership funding allocated to BIS to proposals for the first £50m of the Business Finance Partnership (non-bank lending)	Started	Nov 2012

3. Enterprise – Boost enterprise and make this the decade of the entrepreneur; and rebalance the economy across sectors and across regions

Lead: Rachel Sandby-Thomas, Business, Skills and Legal

ACTIONS	Start	End
3.7 Improve structures of alternative debt markets to diversify external financing options for all businesses		
i. Work with industry partners to implement recommendations from the Breedon Review of non-bank lending, including how to enable institutional investors to invest in SMEs, increase the number of private placement investors, promote prompter payment and supply chain finance, and facilitate greater sharing of credit information	Started	Mar 2013
ii. Publish a progress report on implementation of Breedon Review	Nov 2012	Nov 2012
3.8 Make the UK one of the fastest countries in the world to start up a new business, and one of the easiest countries to set up a small business, working with Companies House and HM Revenue and Customs		
i. Introduce new system enabling small companies to hire employees, pay tax and fulfil other regulatory obligations in one simple internet portal	Started	Mar 2013
ii. Make it easier for new types of business model to set up by completing the Red Tape Challenge process on the Disruptive Business Models theme	Started	Jul 2012
iii. Agree an action plan for BIS and other Government Departments to implement the Disruptive Business Models theme outcomes	Started	Jul 2012
iv. Run a competition to launch a pilot scheme for a programme of enterprise loans to help young people set up and grow their own businesses and appoint organisations to deliver the pilot	Started	Jul 2012
3.9 Rationalise and better target information and advice for businesses		
i. Manage transition from Businesslink to new online business information and advice offer on single domain, working with HMRC & Government Digital Service	Started	Apr 2013
ii. Recruit and train 15,000 mentors (5,000 funded by Government Equalities Office) to provide additional mentoring capacity for SMEs	Started	Dec 2012

3. Enterprise – Boost enterprise and make this the decade of the entrepreneur; and rebalance the economy across sectors and across regions

Lead: Rachel Sandby-Thomas, Business, Skills and Legal

<u>ACTIONS</u>	<u>Start</u>	<u>End</u>
3.10 Create a stronger entrepreneurial culture		
i. Set up student enterprise societies in the majority of Higher Education and Further Education institutions in England	Started	Apr 2015
ii. Deliver a sustained campaign (the Business in You) over 2012 to inspire confidence in people to start business and grow established firms, working alongside No10, Start Up Britain and other private sector partners	Started	Jan 2013
3.11 Establish a ‘virtual’ UK centre of excellence (involving a range of UK participants from industry, academia and government) for aerodynamics		
i. Commission at least one major aerodynamics R&D programme with joint Government and Industry funding to increase UK Competitiveness in aerodynamics	Started	Mar 2013

3. Enterprise – Boost enterprise and make this the decade of the entrepreneur; and rebalance the economy across sectors and across regions

Lead: Stephen Lovegrove, Shareholder Executive

ACTIONS	Start	End
3.12 Establish a programme to improve the private sector response to the challenges of cyber security in support of the Government's cyber security agenda		
i. Establish a programme to improve the private sector response to the challenges of cyber security	Started	Mar 2013
3.13 Seek to ensure an injection of private capital into Royal Mail to secure the future of the universal postal service and create a sustainable future for Royal Mail and its employees. Seek to minimise ongoing risk to the taxpayer and ensure that Royal Mail employees are engaged in the transformation of the business and are able to share in its future success		
i. Establish and manage arrangements for the effective and efficient operation of the Royal Mail Statutory Pension Scheme	Started	Mar 2013
ii. Realise the majority of the assets transferred to Government as part of the Royal Mail pension solution, subject to any sale of assets representing value for money to the taxpayer	Started	Mar 2015
iii. Secure a sale of shares in Royal Mail, including arrangements for an employee shares scheme	Started	Mar 2015
3.14 Help put in place measures to sustain the Post Office and its nationwide network of post offices, including ensuring that Post Offices can offer a wide range of services		
i. Develop and implement proposals aimed at building a mutually owned Post Office Ltd, following public consultation	Started	Mar 2015
ii. Support implementation the transformation programme that will lead to 6,000 modernised branches across a network of at least 11,500 post offices	Started	Mar 2015

3. Enterprise – Boost enterprise and make this the decade of the entrepreneur; and rebalance the economy across sectors and across regions

Lead: Stephen Lovegrove, Shareholder Executive

<u>ACTIONS</u>	<u>Start</u>	<u>End</u>
3.15 Establish a Green Investment Bank to support private investment in green infrastructure and late stage technologies		
i. Green Investment Bank operational	Sep 2012	Sep 2012
ii. Release first annual data on the funds in and size of investments made by the Green investment Bank	May 2013	May 2013

4. Trade and investment – Stimulate UK exports and inward investment

Leads: Nick Baird, UK Trade and Investment

ACTIONS	Start	End
4.1 Implement the new UKTI strategy and actions in the Plan for Growth to encourage investment and exports as a route to a more balanced economy		
i. Raise the performance of UKTI's inward investment work, including through greater use of payment by results and private sector partnerships	Started	Mar 2015
ii. Extend the reach and improve the impact of trade support services across the English Regions through incentivised contracts with private sector delivery partners and stronger partnerships with local business networks and intermediaries	Started	Mar 2015
iii. Increase UKTI and FCO partnership with multiplier organisations, including the launch of new collaborative ventures with Chambers of Commerce, to extend reach and impact, and to support the Prime Minister's National Export Challenge	Started	Mar 2015
iv. Improve the export performance of mid-sized businesses through a tailored package of support delivered through incentivised private sector contracts	Started	Mar 2015
v. Drive significant improvements in customer satisfaction, consistency of service delivery and business performance by overseas Posts through the implementation of new Performance Agreements with Ambassadors	Started	Mar 2015
vi. Promote the Prime Minister's Life Sciences Strategy and improve the performance of UKTI's life sciences promotional activities across the board	Started	Mar 2015
vii. Strengthen strategic relationships with key sovereign wealth funds and other global institutions, to win investment into National Infrastructure Plan and other major UK regeneration projects	Started	Mar 2015
viii. Improve the quality of delivery and outcomes of overseas trade missions by running them jointly with private sector business partners such as the Confederation of British Industry	Started	Mar 2015
ix. Inject more private sector talent and expertise into UKTI's senior leadership team by aiming to ensure that at least 50 percent of its Executive Team is drawn from business	Started	Sep 2012

4. Trade and investment – Stimulate UK exports and inward investment

Lead: Bernadette Kelly, Markets and Local Growth

ACTIONS	Start	End
4.2 Improve the functioning of the EU's single market and trade agreements to increase the access of UK business to overseas markets		
i. Liberalise European markets for business services by working with EU partners to deliver achieve an ambitious outcome for the European Commission's blueprint to improve trade in the EU (called "Single Market Act")	Started	Dec 2012
ii. Make it easier to sell goods and services online in the EU	Started	Dec 2012
iii. Make trade in Europe work better through improving transparency, dispute resolution and enforcement for UK companies selling their products in major EU markets	Started	Dec 2012
iv. Complete Free Trade Agreement (FTA) negotiations with India, Canada and Singapore and other ASEAN countries; open and make progress on negotiations with Japan; ensure a substantive bilateral process of trade discussions and negotiations with the US	Started	Mar 2015
v. Campaign widely - both in Brussels and bilaterally with EU Member State governments - on behalf of our EU growth strategy	Started	Mar 2015

5. Markets – Create a positive business environment; and protect and empower consumers

Lead: Bernadette Kelly, Markets and Local Growth

ACTIONS	Start	End
5.1 Ensure that the UK has world-class competition frameworks		
i. Introduce a Bill to reform the competition framework	Jun 2012	Dec 2013
ii. Push the EU for a digital single market to overcome barriers to e-commerce and the electronic distribution of goods to Europe, by enhancing alternative dispute resolution mechanisms for businesses and their customers	Started	Dec 2012
5.2 Extend the right to request flexible working and develop a new system of shared parental leave		
i. Publish the Government response to the flexible working and shared parental leave elements of the Modern Workplaces consultation	Started	Jul 2012
ii. Publish details of how the new system of shared parental leave will work and its relationship to maternity, paternity and adoption provision including proposals for administration of the system	Started	Mar 2013
5.3 Implement reforms to the BIS employment laws framework, working with other Departments to support a fair, effective and efficient labour market		
i. Take forward reforms to dispute resolution and the employment tribunal system and extend the qualifying period for unfair dismissal from one to two years	Started	Apr 2013
ii. Bring forward legislative proposals to introduce early conciliation by the Advisory, Conciliation and Arbitration Service (ACAS), amend the formula for uprating redundancy payment limits and introduce a system of financial penalties	Started	May 2014
iii. Consult on measures to improve employer confidence with managing staff performance	Jun 2012	Mar 2013
iv. Publish a summary of findings from the Workplace Rights, Compliance and Enforcement Review (WRCER) and consult on key areas for change, including reforming regulation of the recruitment sector	Started	Nov 2012
v. Publish update on progress of Employment Law Review	Mar 2013	Mar 2013
vi. Produce draft regulations for merging the current body of National Minimum Wage regulations into a single set of consolidated regulations	Jul 2012	Apr 2013
vii. Call for evidence on dealing with dismissal and compensated no fault dismissal for micro businesses	Started	Jun 2012

5. Markets – Create a positive business environment; and protect and empower consumers

Lead: Bernadette Kelly, Markets and Local Growth

ACTIONS	Start	End
5.4 Ensure the UK has world-class corporate governance frameworks		
i. Bring into force new regulations on exempting unlisted companies from mandatory audits for subsidiary accounts, subject to conditions contained in 4th Directive and outcome of consultation	Oct 2012	Oct 2012
ii. Agree package of measures to deliver deregulation and reform under company red tape challenge programme and progress delivery of these measures	Jul 2012	Apr 2013
iii. Implement micros directive to simplify accounts for the smallest companies	Jul 2012	Oct 2013
iv. Simplify procedure for companies to use their assets to secure finance	Started	Oct 2013
v. Deliver the Graeme Nuttall Review and the Deputy PM's summer summit on employee share ownership	Started	Aug 2012
vi. Deliver a Government response to the Graeme Nuttall Review on employee share ownership	Sep 2012	Dec 2012
vii. Implement Government proposals on executive and non-executive directors' pay via primary and secondary legislation	Started	Oct 2013
viii. Implement proposed measures to improve Narrative Reporting for the largest companies, including through legislation	Started	Oct 2013
ix. Issue the Government response to John Kay's review of UK equity markets and long term decision making	Jul 2012	Dec 2012
x. Develop an action plan with Home Office to support business efforts to increase the number of women on Boards, continuing to implement Lord Davies recommendations and publishing annual progress reviews with the Review steering group	Started	Mar 2013
5.5 Establish the Public Data Group to deliver efficiencies and improvements in public services through its members (Met Office, Ordnance Survey, Land Registry and Companies House)		
i. Public Data Group established	Started	Jul 2012
5.6 Establish a Data Strategy Board to advise Ministers on how best to maximise the value of data and extending open and free access to data from the Public Data Group (Met Office, Ordnance Survey, the Land Registry and Companies House)		
i. Data Strategy Board established	Started	Mar 2013

5. Markets – Create a positive business environment; and protect and empower consumers

Lead: Bernadette Kelly, Markets and Local Growth

ACTIONS		Start	End
5.7	Introduce reforms to empower consumers through transparency of customer data and ease of feedback, and by improving information and advice		
	i. Produce a progress report on consumer empowerment which sets out key achievements and milestones for the year ahead and further develop the evidence base to ensure focus on measures with the greatest likely impact	Started	Dec 2012
5.8	Introduce stronger consumer protections		
	i. Implement consumer landscape reforms through transferring consumer advice, information and advocacy functions to consumer bodies and the transfer of further enforcement functions to Trading Standards	Started	Jun 2013
	ii. Bring forward proposals for a comprehensive programme of consumer law reform, including a Consumer Bill of Rights, to implement the Consumer Rights Directive and to simplify more than 12 pieces of existing consumer legislation	Started	May 2013
	iii. Develop and bring forward detailed proposals for an improved and proportionate system of consumer credit regulation, working with HMT	Started	Jun 2013

5. Markets – Create a positive business environment; and protect and empower consumers

Lead: Tera Allas Strategy, Analysis and Better Regulation

ACTIONS	Start	End
5.9 Work with HMT and other partners to implement the Government’s ‘Growth Reviews’ supporting sustainable and balanced growth domestically and in the EU, for the life of this Parliament		
i. Work with HMT and other partners to implement the Government’s ‘Growth Reviews’ supporting sustainable and balanced growth domestically and in the EU, for the life of this Parliament	Started	Apr 2015
5.10 Publish an independent review into how Government Spending Departments and public sector bodies interact with the private sector and assess their capacity to deliver pro growth policies. This will include a benchmarking exercise comparing how other competing economies implement their industrial strategies		
i. Publication of independent review	Started	Nov 2012
5.11 ‘End the culture of ‘tick-box’ regulation, and instead target inspections on high-risk organisations through co-regulation and improving professional standards		
i. Launch a series of regulatory reviews at regular intervals, examining whether the enforcement arrangements under consideration by the reviews are appropriate, proportionate, fit for purpose and risk based. The first three will be small businesses in food manufacturing; chemicals; and volunteer events	Started	Mar 2013
5.12 Give the public and business the opportunity to challenge the worst regulations		
i. Lead the cross-Government Red Tape Challenge to work with Departments to reduce and reform the stock of regulations on the statute book, working with Cabinet Office	Started	Mar 2013
ii. In line with the Red Tape Challenge, bring forward proposals to reduce and reform the stock of statutory instruments and regulations for which the Department has overall responsibility	Started	Mar 2013

5. Markets – Create a positive business environment; and protect and empower consumers

Lead: Tera Allas Strategy, Analysis and Better Regulation

ACTIONS	Start	End
5.13 Establish a rigorous approach to tackling EU regulations on their journey from inception to UK implementation in order to minimise unnecessary burdens & ensure that UK businesses are not disadvantaged relative to their European competitors		
i. Monitor Departments' progress in ending gold-plating, including using copy-out, getting right timing, applying review clauses, aligning EU obligations with domestic policy and using alternatives to regulation	Started	Dec 2012
ii. Work with EU institutions to embed smart regulation, contributing to Commission report on overall burden reductions and exemption of micro-businesses. Including areas for possible micro-business exemption or lighter regime identified through Red Tape Challenge	Started	Dec 2012
iii. Work with EU partners to set target for reducing the overall burden of EU regulation by the end of 2014	Started	Dec 2014
5.14 Complete a review of the Regulators Compliance Code to consider whether the Code requires revision to improve the transparency and accountability of regulators to business		
i. Review of the Regulators Compliance Code completed	Started	Nov 2012
5.15 Extend the Primary Authority Scheme to improve the coherence, accountability and transparency of local regulation		
i. Primary Authority Scheme extended	Started	Apr 2014

C) Departmental expenditure

Planned expenditure and major projects ¹

This section sets out the Department's planned expenditure over the Spending Review period, as agreed with the Treasury, and expected cost for the 2012/13 financial year on the Department's major projects.

Planned expenditure (£bn)	2011/12 (outturn)	2012/13	2013/14	2014/15
Total departmental expenditure limits ²	17.705	18.078	15.947	15.122
Administration spending	0.827	0.697	0.623	0.594
Programme spending	15.667	15.284	14.302	13.285
Capital spending	1.211	2.097	1.022	1.243

Major projects expected cost (top 4, £m)	2012/13	Whole Life Cost
Higher Education Programme	370	4,600
Further Education Capital Programme	272	1,934
Green Investment Bank	799	1,857
Further Education Loans	11	578
Total (all major projects)	1,618	9,767

Definitions:

Administration spending: the costs of all central government administration other than the costs of direct frontline service provision

Programme spending: spending on activities, goods and services, such as pay and benefits (excl. administration spending as defined above)

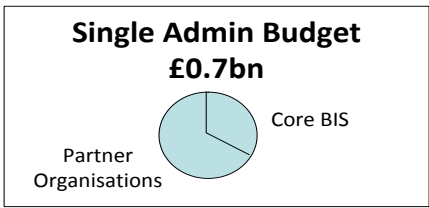
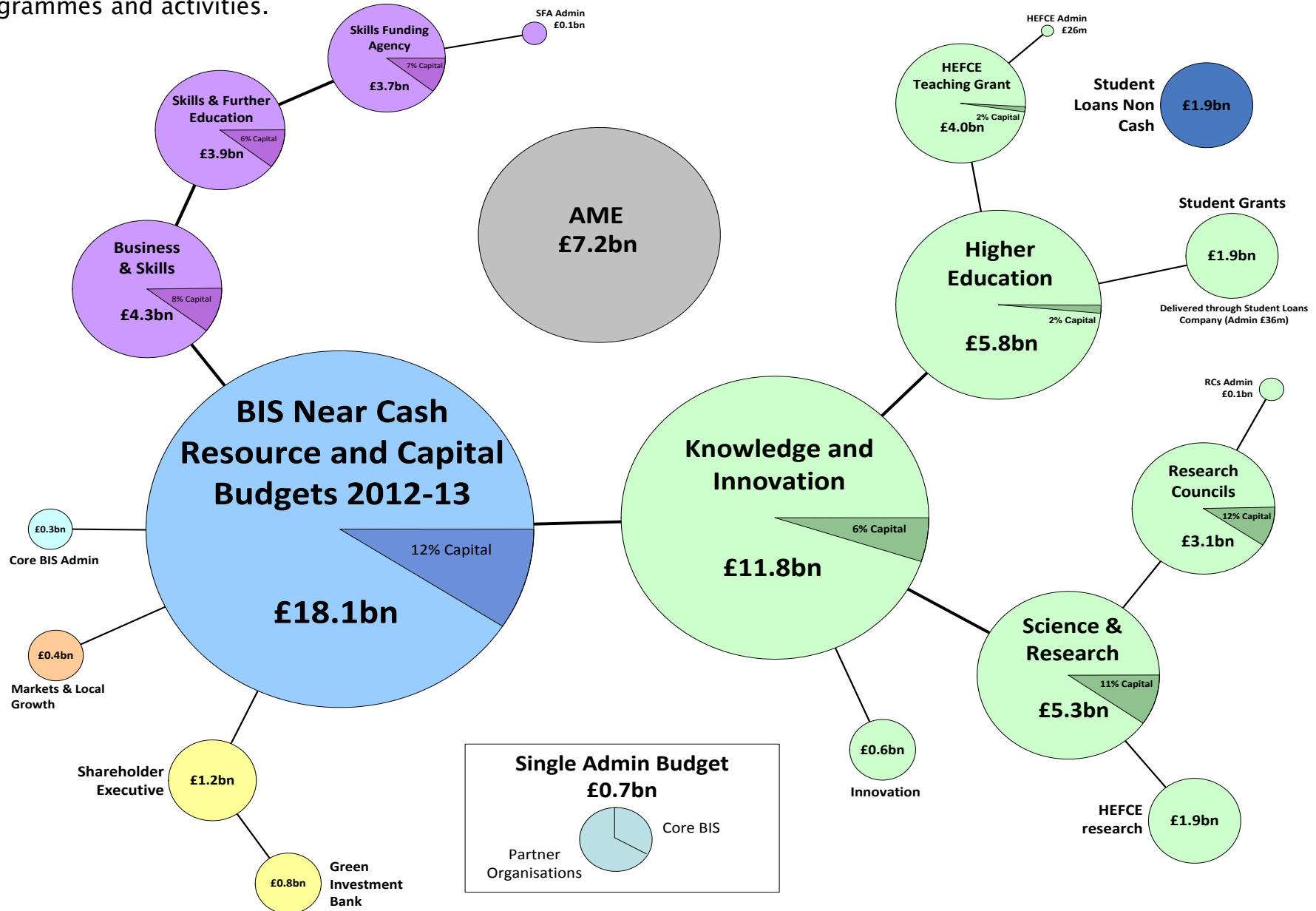
Capital spending: spending on assets with a lasting value, such as buildings and equipment

¹ Excludes departmental Annually Managed Expenditure. Numbers may not sum due to rounding

² Excludes depreciation

2012-13 budget allocation

This chart sets out further detail on how the Department's settlement will be allocated for the 2012/13 financial year across our key programmes and activities.



Departmental efficiency

This data aims allows the public to compare the Department's operations to other organisations by setting out the cost of common operational areas, and sets out the Department's efficiency plans for 2012/13.

Spending Category	Latest Data (QDS ¹ 2011)	Actions to improve operational efficiency in 2012/13
HR Total FTE for BIS family (as at 31 Dec 2011)	29,830 people	<ul style="list-style-type: none"> • Improve robustness and accuracy of HR data through senior assurance of data sets, and by cleansing thoroughly the data currently held by the Department; • Explore further options for improving efficiency, harnessing economies of scale and sharing strategies for cost reductions between partner organisations.
Estates Total office estate (as at 31 Dec 2011)	278,274 square metres	<ul style="list-style-type: none"> • Disposal of Kingsgate House, London SW1 in March 2012 achieving a saving of £9.9m from 2012/2013 onwards; • Progress plan to reduce the BIS Group estate from 192 leaseholds to 46 leaseholds based on an 8:10 desk ratio and 8sq m per person operating from a series of BIS Group hubs.
Procurement Total Procurement Spend (Q3 2011-12)	£200.92m	<ul style="list-style-type: none"> • Target of £41.4m procurement savings in 2012-13 across the BIS family; • Ensure that consultancy spend control requirements are producing savings; • Look to make further efficiencies in communications spend by Identifying and encouraging opportunities for collaboration across the BIS family.
Major Projects Whole life cost of all BIS Major Projects	£9,766.87m	<ul style="list-style-type: none"> • Implement the BIS PPM Capability & Capacity Action Plan to ensure teams managing Major Projects have the skills needed to deliver successfully; • Drive up quality and improve sharing of best practice through the GMPP Programme Managers Network.
Information Technology Total 3rd party IT cost (Q3 2011-12)	£25.26m	<ul style="list-style-type: none"> • Adoption of cross government framework contracts for telephony and data services; • Replacement of printers services with new technology, leading to reduction in print charges; • Renegotiated ICT contract, reducing costs in 2012-13 by £8.7m
Corporate Services (Q3 2011-12)	£31.04m	<ul style="list-style-type: none"> • Implement the first phase of the shared services programme – including finance and HR functions - for the core department and 9 partner organisations; • Universal Chart of Accounts to be adopted by the first tranche of partner organisations, and on-going work to develop future financial process improvements.
Fraud, Error and Debt (Q3 2011-12)	£4.55m identified fraud; £0 known errors and £51.04m total debt	<ul style="list-style-type: none"> • Work with partner organisations to fraud-proof new policies and share good practice to improve detection of fraudulent or erroneous payments made to suppliers; • Improve error reporting by building it into the new shared services contract.

¹ Quarterly Data Summary

Spending Category	Latest Data (QDS'13 2011)	Actions to improve operational efficiency in 2012/13
SMEs and Voluntary Organisations Procurement spend (Q3 2011-12)	£35.00m SME; £0.11m VCS	<ul style="list-style-type: none"> • Improve SME and VCS access to the Department's procurement, through open procurement processes and use of Contracts Finder, with the aspiration that 25% of contracts should be awarded to SMEs.

D) Transparency

Indicators and other key data

The Department has adopted the following input and impact indicators to help the public assess the effects of our policies and reforms on the cost and impact of public services. These indicators, and the other data specified here and in our Open Data Strategy, will be regularly published online.

Description	Type of data
Knowledge and Innovation - support Universities, science and research in building a strong, innovative economy	
Expenditure on Research and Development performed in Higher Education	Input indicator
Funding per student in Higher Education	Input indicator
The UK share of highly cited papers	Impact indicator
Proportion of firms who are innovation active	Impact indicator
The gap between non-free school meal and free school meal 15 year olds going on to higher education (Social Mobility)	Impact indicator
The gap between state and independent school students who go on to the 33% most selective higher education institutions (Social Mobility)	Impact indicator
The gap between young graduates from professional backgrounds who go on to a "graduate job" 6 months after graduating and young graduates from non-professional backgrounds (Social Mobility)	Impact indicator
Skills - build an internationally competitive skills base and promote more opportunities for individuals in realising their potential	
Average funding per course in government-funded adult further education	Input indicator
Number of government-funded learners participating in Further Education	Input indicator
International comparison of the qualification levels of the working age population in the UK	Impact indicator
Proportion of 18-24 year olds who are participating in full or part time education or training activity, with a gap measure for participation in full time education by social background using fathers occupational group (Social Mobility)	Impact indicator
Total achievements in full Level 2 or 3 Further Education of people academic age 19 years and over (Social Mobility)	Impact indicator
Access to the Professions - % of 16-65 year olds who are in paid employment who are in managerial or professional positions by social background using fathers occupational group (Social Mobility)	Impact indicator

Description	Type of data
Enterprise - boost enterprise and make this the decade of the entrepreneur; and rebalance the economy across sectors and across regions	
Offers made from the Regional Growth Fund	Input indicator
Value Enterprise Finance Guarantee funds used by businesses	Input indicator
Number of Regional Growth Fund contracts signed	Impact indicator
Change in Private Sector Employment Share of Total Population Aged 16-64 and those over 64 in the labour market	Impact indicator
Early-stage Entrepreneurial activity rate	Impact indicator
Ease of doing business in the UK, ranking of UK on World Bank Doing Business Report	Impact indicator
Meeting the commitment to maintaining fair access to the Post Office network	Impact indicator
Trade and investment - stimulate exports and inward investment	
Average Unit Cost per UK Business helped to improve their performance through internationalisation	Input indicator
Average Unit Cost per FDI Project attracted to the UK with UKTI involvement	Input indicator
Number of UK Businesses helped to improve their performance through internationalisation	Impact indicator
Number of Foreign Direct Investment projects attracted to the UK with UKTI involvement	Impact indicator
Openness to Trade: Exports plus imports as a share of GDP, ranked against major Competitors	Impact indicator
Markets - create a positive business environment; and protect and empower consumers	
Change in the net domestic regulatory burden imposed on business by Government	Impact indicator
Change in net domestic employment regulatory burden imposed on business by Government	Impact indicator
The value of the consumer benefits of the competition regime	Impact indicator

Open data

This page sets out a summary of BIS's commitment to open data. Further details, including what new datasets will be published when, will be set out in full in the BIS's Open Data Strategy, to be published this summer.

Growth is the priority of the Department and Open Data has an important role to play in this. Open Data contributes directly through the economic opportunities it creates and through its role in delivering the reforms we are introducing. BIS is committed to increasing the economic impact of existing public sector information and to releasing new public sector information to expand the market for this information. As BIS has responsibility for several data holders who are trading funds, we will also ensure affordability and value for taxpayers while making more free data available for re-use.