

One for Fun Jacket

designed by
Lisa Gentry

Techniques used: Knit and Crochet



INTERMEDIATE

MATERIALS

[shop online](#)

Naturally Caron.com JOY!

(70% Acrylic/30% Bamboo; 2.5oz/70.8g,

138yds/127m):

#0004 Kiwi: 6 (8, 10) balls

[shop online](#)

One circular (circ) needle size U.S. 8 (5mm), 24"/60cm long or longer, or size needed to obtain gauge

One size U.S. 6-G (4mm) crochet hook

Stitch holders

Yarn needle



[click to enlarge](#)



[Printer Friendly instructions](#)

SIZES

X-Small/Small (Medium/Large, 1X/2X)

KNITTED MEASUREMENTS

Bust: 34 1/4 (45 3/4, 57 1/4)"

Length: 21 (21 1/2, 22)"

GAUGE

in Stockinette stitch, 18 sts and 23 rows = 4"/10cm

STITCHES USED

Stockinette stitch (St st)

Knit on RS, purl on WS.

SPECIAL TERMS

M1-p: Lift strand between needles to LH needle and purl strand through back loop. (1 st increased)

Skp: Slip 1 stitch knitwise, k1, pass slipped stitch over. (1 stitch decreased)

NOTE

Jacket is worked in one piece from the top down.



COLLAR

With circ needle, CO 90 (120, 140) sts.

Row 1 (RS): P2, k1, *p4, k1; rep from * to last 2 sts, p2.

Row 2: K2, p1, *k4, p1; rep from * to last 2 sts, k2.

Rep Rows 1 and 2 until piece measures 1 1/2 (2, 2 1/2)" from beg, ending with a WS row.

YOKE

Row 1 (RS): P2, yo, k1, *p4, yo, k1; rep from * to last 2 sts, p2—108 (144, 168) sts.

Row 2 and All WS Rows: Knit the knit sts and purl the purl sts as they face you; purl all yos, knit all M1-ps.

Row 3: Rep Row 2.

Row 5: P2, M1-p, yo, k2, *p4, yo, k2; rep from * to last 2 sts, M1-p, p2—128 (170, 198) sts.

Row 7: P3, M1-p, k1, yo, skp, *p4, k1, yo, skp; rep from * to last 3 sts, M1-p, p3—130 (172, 200) sts.

Row 9: Rep Row 2.

Row 11: P4, yo, k3, *p4, yo, k3; rep from * to last 4 sts, p4—148 (196, 228) sts.

Row 13: P4, M1-p, k1, yo, skp, k1, *p4, k1, yo, skp, k1; rep from * to last 4 sts, M1-p, p4—150 (198, 230) sts.

Row 15: P5, M1-p, k2, yo, skp, *p4, M1-p, k2, yo, skp; rep from * to last 5 sts, M1-p, p5—169 (223, 259) sts.

Row 17: Rep Row 2.

Row 19: P1, yo, *p5, yo, k4; rep from * to last 6 sts, p5, yo, p1—189 (249, 289) sts.

Row 21: P1, k1, yo, *p5, k1, yo, skp, k2; rep from * to last 7 sts, p5, k1, yo, p1—191 (251, 291) sts.

Row 23: P1, k2, *p5, k2, yo, skp, k1; rep from * to last 8 sts, p5, k2, p1.

Row 25: P1, k2, *p5, k3, yo, skp; rep from * to last 8 sts, p5, k2, p1.

Row 27: P1, M1-p, k2, *p5, k4, yo, k1; rep from * to last 8 sts, p5, k2, M1-p, p1—211 (277, 321) sts

Row 29: Rep Row 2.

Row 31: P2, yo, k2, *p5, yo, k6; rep from * to last 9 sts, p5, yo, k2, p2—231 (303, 351) sts.

Row 33: P2, yo, k3, *p5, k1, yo, skp, k4; rep from * to last 10 sts, p5, yo, k3, p2—233 (305, 353) sts,

Row 35: P2, k1, yo, skp, k1, *p5, k2, yo, skp, k3; rep from * to last 11 sts, p5, k1, yo, skp, k1, p2.

Row 37: P2, k2, yo, skp, *p5, k3, yo, skp, k2; rep from * to last 11 sts, p5, k2, yo, skp, p2.

Row 39: P2, k4, *p5, k4, yo, skp, k1; rep from * to last 11 sts, p5, k4, p2.

Row 41: P2, k4, *p5, k5, yo, skp; rep from * to last 11 sts, p5, k4, p2.

Row 43: Rep Row 2.

Row 45: P2, yo, k4, *p5, yo, skp, k5; rep from * to last 11 sts, p5, yo, k4, p2—235 (307, 355) sts.

Row 47: P2, k1, yo, skp, k2, *p5, k1, yo, skp, k4; rep from * to last 12 sts, p5, k1, yo, skp, k2, p2.

Row 49: P2, M1-p, k2, yo, k3, *p5, M1-p, k2, yo, skp, k3; rep from * to last 11 sts, p5, M1-p, k2, yo, k3, M1-p, p2—258 (336, 388) sts.

Divide for Sleeves and Body

Dividing Row (WS): Work 35 (48, 61) sts, place next 58 (71, 71) on holder for Left Sleeve, CO 6 sts, work next 72 (98, 124) sts, place next 58 (71, 71) sts on holder for Right Sleeve, CO 6 sts for underarm, work across remaining 35 (48, 61) sts—154 (206, 258) sts.

BODY

Row 1 (RS): P3, k3, yo, skp, k1, *p6, k3, yo, skp, k2; rep from * to last 15 sts, p6, k3, yo, skp, k1, p3.

Row 2 and All WS Rows: Knit the knit sts and purl the purl sts as they face you; purl all yos.

Row 3: P3, k4, yo, k2, *p6, k4, yo, skp, k1; rep from * to last 15 sts, p6, k4, yo, k2, p3—156 (208, 260) sts.

Row 5: P3, k5, yo, skp, *p6, k5, yo, skp; rep from * to last 3 sts, p3.

Row 7: P3, k6, yo, k1, *p6, k6, yo, k1; rep from * to last 3 sts, p3—168 (224, 280) sts.

Row 9: Rep Row 2.

Row 11: P3, yo, skp, k6, *p6, yo, skp, k6; rep from * to last 3 sts, p3.

Row 13: P3, k1, yo, skp, k5, *p6, k1, yo, skp, k5; rep from * to last 3 sts, p3.

Row 15: P3, k2, yo, skp, k4, *p6, k2, yo, skp, k4; rep from * to last 3 sts, p3.

Row 17: P3, k3, yo, skp, k3, *p6, k3, yo, skp, k3; rep from * to last 3 sts, p3.

Row 19: P3, k4, yo, skp, k2, *p6, k4, yo, skp, k2; rep from * to last 3 sts, p3.

Row 21: P3, k5, yo, skp, k1, *p6, k5, yo, skp, k1; rep from * to last 3 sts, p3.

Row 23: P3, k6, yo, skp, *p6, k6, yo, skp; rep from * to last 3 sts, p3.


Row 25: P3, k7, yo, k1, *p6, k7, yo, k1; rep from * to last 3 sts, p3—180 (240, 300) sts.


Row 27: Rep Row 2.

Row 29: P3, yo, skp, k7, *p6, yo, skp, k7; rep from * to last 3 sts, p3.

Row 31: P3, k1, yo, skp, k6, *p6, k1, yo, skp, k6; rep from * to last 3 sts, p3.

Row 33: P3, k2, yo, skp, k5, *p6, k2, yo, skp, k5; rep from * to last 3 sts, p3.






Row 35: P3, k3, yo, skp, k4, *p6, k3, yo, skp, k4; rep from * to last 3 sts, p3.
Row 37: P3, k4, yo, skp, k3, *p6, k4, yo, skp, k3; rep from * to last 3 sts, p3.
Row 39: P3, k5, yo, skp, k2, *p6, k5, yo, skp, k2; rep from * to last 3 sts, p3.
Row 41: P3, k6, yo, skp, k1, *p6, k6, yo, skp, k1; rep from * to last 3 sts, p3.
Row 43: P3, k7, yo, skp, *p6, k7, yo, skp; rep from * to last 3 sts, p3.
Row 45: Rep Row 2.
Row 47: Rep Row 45.
BO all sts.

SLEEVES

With RS facing, rejoin yarn to sts on hold for Sleeve, CO 4 sts, work to end, CO 4 sts—66 (79, 79) sts.




Row 1 (RS): K4, *p6, k3, yo, skp, k1, p1; rep from * to last 10 sts, p6, k4.
Row 3: K4, *p6, k4, yo, skp, k1; rep from * to last 10 sts, p6, k4.
Row 5: K4, *p6, k5, yo, skp; rep from * to last 10 sts, p6, k4.
Row 7: K4, *p6, k6, yo, k1; rep from * to last 10 sts, p6, k4—70 (84, 84) sts.
Row 9: K4, *p6, k8; rep from * to last 10 sts, p6, k4.
Row 11: K4, *p6, yo, skp, k6; rep from * to last 10 sts, p6, k4.
Row 13: K4, *p6, k1, yo, skp, k5; rep from * to last 10 sts, p6, k4.
Row 15: K4, *p6, k2, yo, skp, k4; rep from * to last 10 sts, p6, k4.
Row 17: K4, *p6, k3, yo, skp, k3; rep from * to last 10 sts, p6, k4.
Row 19: K4, *p6, k4, yo, skp, k2; rep from * to last 10 sts, p6, k4.
Row 21: K4, *p6, k5, yo, skp, k1; rep from * to last 10 sts, p6, k4.
Row 23: K4, *p6, k6, yo, skp; rep from * to last 10 sts, p6, k4.
Row 25: K4, *p6, k7, yo, k1; rep from * to last 10 sts, p6, k4—74 (89, 89) sts.
Row 27: K4, *p6, k9; rep from * to last 10 sts, p6, k4.
Row 29: K4, *p6, yo, skp, k7; rep from * to last 10 sts, p6, k4.
Row 31: K4, *p6, k1, yo, skp, k6; rep from * to last 10 sts, p6, k4.
Row 33: K4, *p6, k2, yo, skp, k5; rep from * to last 10 sts, p6, k4.
Row 35: K4, *p6, k3, yo, skp, k4; rep from * to last 10 sts, p6, k4.
Row 37: K4, *p6, k4, yo, skp, k3; rep from * to last 10 sts, p6, k4.
Row 39: K4, *p6, k5, yo, skp, k2; rep from * to last 10 sts, p6, k4.
Row 41: K4, *p6, k6, yo, skp, k1; rep from * to last 10 sts, p6, k4.
Row 43: K4, *p6, k7, yo, skp; rep from * to last 10 sts, p6, k4.
Row 45: K4, *p6, k9; rep from * to last 10 sts, p6, 4.
Row 47: Rep Row 4.
BO all sts.

FINISHING

Sew underarm and Sleeve seams.

Body Edging




Rnd 1: With RS facing, beg at lower Front corner, to work across lower edge, join yarn with sl st in corner, ch 1, (sc, ch 2, sc) in corner, work 150 (202, 254) sc evenly spaced to next corner, (sc, ch 2, sc) in corner, work 71 (75, 79) sc to beg of Yoke CO sts, 52 (60, 68) sc across Yoke CO sts, 71 (75, 79) sc to end, join with sl st in beg ch-1—348 (416, 484) sc and 2 ch-2 corner sps.

Rnd 2: Ch 3, (3 dc, ch 1, 3 dc) in corner ch-2 sp, ch 1, *3 dc in next st, ch 1, sk 1; rep from * to next corner ch-2 sp; (3 dc, ch 1, 3 dc) in corner ch-2 sp, **3 dc in next st, ch 1, sk 1; rep from ** to end, join with sl st in top of beg ch-3.

Rnd 3: Ch 1, (sc, ch 4, 2 tr) in each ch-1 sp to end; join with sl st in beg ch-1. Fasten off.

Sleeve Edging



Rnd 1: With RS facing, join yarn with sl st in seam, ch 1, work 72 (84, 84) sc evenly space to end; join with sl st in beg ch-1.

Rnd 2: Ch 3, 2 dc in next st, ch 1, sk 1, *3 dc in next st, ch 1, sk 1; rep from * to end, join with sl st in second ch from beg ch-3.

Using yarn needle, weave in ends.

