



FLORIDA STATE SOCCER 2012

2007 NATIONAL FINALISTS ~ 6 COLLEGE CUPS - 2003, 05, 06, 07, 11, 12
 13 NCAA TOURNAMENT APPEARANCES - 2000, 01, 02, 03, 04, 05, 06, 07, 08, 09, 10, 11, 12
 2009, 2012 ACC REGULAR SEASON CHAMPIONS ~ 2011 ACC CHAMPIONS

2012 SEASON

Overall:	20-3-0
Home:	14-0-0
Away:	6-2-0
Neutral:	0-1-0
ACC:	8-2-0

2012 SEMINOLE SCHEDULE

AUGUST

Fri 17	at Minnesota	W, 3-2
Sun 19	at #14/16 Marquette	cancelled
Fri 24	at #9/10 UCF	W, 1-0
Fri 31	#22/13 Florida	W, 1-0

SEPTEMBER

Sun 2	College of Charleston	W, 4-0
Fri 7	Cal State Fullerton	W, 2-1
Sun 9	at Arkansas	W, 1-0
Thurs 13	#2/2 Duke*	W, 1-0
Sun 16	#14/15 Wake Forest*	W, 1-0
Fri 21	Jackson State	W, 5-0
Thurs 27	at #13/9 North Carolina*	W, 1-0
Sun 30	at NC State*	W, 2-0

OCTOBER

Thurs 4	Clemson*	W, 7-0
Thurs 11	#19/25 Virginia Tech*	W, 1-0
Sun 14	#13/9 Virginia* (ot)	W, 1-0
Thurs 18	at #24/- Boston College*	L, 2-3
Sun 21	at #7/5 Maryland*	W, 1-0
Thurs 25	at Miami*	L, 0-1
Sun 28	#21/22 Boston College^	W, 4-0

NOVEMBER

Fri 2	vs. #7/8 Virginia^^	L, 2-4
	(Cary, N.C. - WakeMed Park)	
Fri 9	Mississippi Valley State~	W, 6-0
Fri 16	Texas Tech~	(2ot) W, 3-2
Sun 18	#15/17 Texas A&M~	W, 4-0
Fri 23	#-/23 Notre Dame~	W, 1-0
Fri 30	vs. #5/6 Penn State\$(E3)	8:30 p.m.

bold denotes home match; * denotes ACC match;
 ^ denotes ACC Tournament match; ^^ WakeMed Park, Cary, N.C.;
 ~ denotes NCAA Tournament; \$College Cup, San Diego, Calif.
 E3 denotes ESPN3; **All Match Times EST**

UP NEXT FOR THE SEMINOLES...



Friday, November 30, 2012 - 8:30 pm ET

Florida State (20-3-0, 8-2-0 ACC)
 vs. Penn State (20-3-2, 10-0-1 Big Ten)



NCAA College Cup; TV: ESPN3

Series Record: Florida State leads 2-1-0; First meeting on neutral soil

KEY NOTES:

* Florida State earned an at-large bid into the NCAA Tournament after finishing the season as the regular season champs of the Atlantic Coast Conference for the second time in school history. This year's berth marks the Seminoles' 13th consecutive appearance in the NCAA Tournament. Penn State received an at-large bid out of the Big Ten Conference after capturing the league's regular season title with a record of 10-0-1. The Nittany Lions are making their 18th consecutive NCAA Tournament appearance in 2012. Penn State is 36-16-2 all-time in the postseason.

* The Seminoles return to the College Cup for the second straight year and sixth time in school history. The six College Cup appearances are tied for the seventh most in NCAA Tournament history (Massachusetts & Stanford). Since 2003, FSU's six College Cup appearances are the most of any school in the ACC and tied for the second most nationally - UCLA (7) & Notre Dame (6).

* FSU and Penn State will square-off for just the fourth time on Friday evening and first time in the NCAA Tournament. The Seminoles lead the all-time series 2-1-0 winning the last two meetings in 2008 (4-1 - University Park) & 2009 (2-1 - Tallahassee). Friday's semifinal showdown marks the third straight time these two schools will meet when ranked in the top 10.

* Tiffany McCarty and Jessica Price are no strangers to facing Penn State as the two Seminole seniors have combined for nine career points in two games against the Nittany Lions. McCarty's first career multi-goal game came against PSU in 2008 in just her second career game as the then freshman forward tallied two goals and an assist in a 4-1 victory. Price added a goal and assist in 2008 for her first career multi-point performance. She assisted on FSU's first goal in a 2-1 victory in Tallahassee in 2009.

* FSU is 5-3-0 all-time versus current members of the Big Ten Conference. Penn State marks the second Big Ten opponent the Seminoles will face in 2012 as FSU opened the season with a 3-2 victory at Minnesota. The Seminoles trailed 2-0 to the Golden Gophers after the first seven minutes of play but scored three unanswered goals including two in the second half to register their largest come-from-behind victory since Nov. 2, 2008. Illinois is the only Big Ten school Florida State has faced in the NCAA Tournament defeating the Fighting Illini in back-to-back seasons in 2005 & 2006.

* Friday's semifinal pits two familiar faces on the sidelines in Florida State head coach Mark Krikorian and Penn State head coach Erica Walsh. When Krikorian arrived at FSU in his first season in 2005, one of his first two assistants was Walsh. In their first season, they led the Seminoles to their first 20-win season and their second College Cup appearance in school history. Prior to taking over the Seminole program, Krikorian served as head coach and Walsh an assistant for the U.S. U-19 National Team that went on to win a bronze medal at the 2004 U-19 Women's World Cup in Thailand.

2012 STAT LEADERS

Points

Tiffany McCarty	37 (16G, 5A)
Dagny Brynjarsdottir	27 (9G, 9A)
Kristin Grubka	15 (5G, 5A)
Jamia Fields	14 (3G, 8A)
Jessica Price	14 (2G, 10A)

Goals

Tiffany McCarty	16
Dagny Brynjarsdottir	9
Kristin Grubka	5

Assists

Jessica Price	10
Dagny Brynjarsdottir	9
Jamia Fields	8

Game-Winning Goals

Dagny Brynjarsdottir	5
Tiffany McCarty	5
Ines Jaurena	3
Kristin Grubka	2

Game-Winning Assists

Jessica Price	7
Jamia Fields	4

GAA

Taylor Vancil	0.00
Kelsey Wys	0.63

Saves

Kelsey Wys	69
------------	----



2012 FLORIDA STATE SEMINOLE ROSTER

No.	Name	Pos.	Ht.	Yr.	Hometown/Last School
1	Taylor Vancil.....	GK	5-7	SR	Youngsville, N.C./Louisville
2	Ines Jaurena.....	D	5-3	SR	Charenton le Pont, France/Lycée Louis Bascan HS
3	Casey Short.....	MF/D	5-6	R-SR	Naperville, Ill./Naperville Central HS
4	Jamia Fields.....	F	5-4	SO	Alta Loma, Calif./Los Osos HS
5	Kacy Scarpa.....	D	5-4	FR	Lakeland, Fla./George Jenkins HS
6	Jessica Price.....	F	5-5	R-SR	Libertyville, Ill./Vernon Hills HS
7	Dagny Brynjarsdottir.....	MF	5-10.5	SO	Hella, Iceland/Garðabaer College
8	Michaela Hahn.....	MF	5-3	FR	Titusville, Fla./Titusville HS
9	Kassey Kallman.....	D	5-8	JR	Woodbury, Minn./Woodbury HS
10	Berglind Thorvaldsdottir.....	F	5-8	FR	Vestmannaeyjar, Iceland/Menntaskólinn í Kópavogi
11	Isabella Schmid.....	MF	5-6	FR	Wangen, Germany/St. Ursula Schulen Freiburg
12	Dria Hampton.....	MF	5-6	SR	Piedmont, Okla./University of Oklahoma
13	Kristin Grubka.....	D/MF	5-10	SO	Melbourne, Fla./Melbourne HS
14	Tiffany McCarty.....	F	5-4	R-SR	Laurel, Md./St. John's College HS
15	Tiana Brockway.....	D	5-6	SR	Tacoma, Wash./Stadium HS
16	Carson Pickett.....	D/MF	5-8	FR	Fleming Island, Fla./St. Johns Country Day School
17	Kahlia Hogg.....	D/MF	5-7	FR	Canberra, Australia/Merici College HS
18	Hikaru Murakami.....	MF	5-1	SO	Nagoya, Japan/Tomioka HS
19	Kelsey Wys.....	GK	5-9	R-JR	Coral Springs, Fla./Marjory Stoneman Douglas HS
20	Nora Kervroëdan.....	MF	5-5	FR	Maurepas, France/ Lycée Louis Bascan HS
21	Marta Bakowska-Mathews.....	MF	5-9	SO	Herne Bay, Kent, England/St. Michaels University
22	Kirsten Crowley.....	F/MF	5-5	FR	Panama City Beach, Fla./J.R. Arnold HS
23	Tori Abnathy.....	F/MF	5-8	FR	Lakeland, Fla./George Jenkins HS
24	Nicole Fischer.....	MF	5-1	FR	Orlando, Fla./Bishop Moore Catholic HS
27	Rylee Hart.....	D	5-4	FR	Pace, Fla./Pace HS

COACHING STAFF

Head Coach: Mark Krikorian (8th Season)..... St. Anselm College (1983)
Assistant Coach: Mike Bristol (4th Season)..... Western Illinois (1999)
Assistant Coach: Morinao Imaizumi (2nd Season)..... University of Tsukuba (1983)
Director of Operations: Nathan Minion (1st Season)..... LSU (2010)
Team Manager: Courtney Costello (2nd Season)

SEMINOLE ROSTER BREAKDOWN

POSITION BREAKDOWN

Goalkeepers (2):..... Vancil, Wys
 Defenders (8):..... Brockway, Grubka, Hart, Hogg, Jaurena, Kallman, Pickett, Scarpa
 Midfielders (9):..... Bakowska-Mathews, Brynjarsdottir, Fischer, Hahn, Hampton, Kervroëdan, Murakami, Schmid, Short
 Forwards (6):..... Abnathy, Crowley, Fields, McCarty, Price, Thorvaldsdottir

EXPERIENCE BREAKDOWN

Seniors..... 7 - Brockway, Hampton, Jaurena, McCarty, Price, Short, Vancil
 Juniors..... 2 - Kallman, Wys
 Sophomores..... 5 - Bakowska-Mathews Brynjarsdottir, Fields, Grubka, Murakami
 Freshmen..... 11 - Abnathy, Crowley, Fischer, Hahn, Hart, Hogg, Kervroëdan, Pickett, Scarpa, Schmid, Thorvaldsdottir

PRONUNCIATION GUIDE

Tori Abnathy..... Ab-nath-ee
 Marta Bakowska-Mathews..... Buh-cow-skuh
 Tiana Brockway..... Tee-ah-nah
 Dagny Brynjarsdottir..... Dag-knee Brin-yas-daughter
 Kirstin Crowley..... KEAR-stin
 Jamia Fields..... Jah-MEE-uh
 Kristin Grubka..... Grub-kah
 Kahlia Hogg..... Call-EE-uh
 Ines Jaurena..... EE-nis Jah-REE-nuh
 Kassey Kallman..... Kass-E
 Nora Kervroëdan..... Care-voo-EE-dan
 Mark Krikorian..... kruh-core-EE-an
 Morinao Imaizumi..... More-uh-now uh-Mize-uh-may
 Hikaru Murakami..... HE-kah-ROO Muor-AH-kah-ME
 Kacy Scarpa..... SCAR-pah
 Berglind Thorvaldsdottir..... Burg-lind Thor-vals-daughter
 Kelsey Wys..... Weiss

FSU IN THE NCAA TOURNAMENT

ALL-TIME RECORDS

FSU'S All-Time Records

All-Time Tourney Record.....	38-11-2 (13 app.)
Goals FSU/Opp	111-48
Record when scoring first.....	33-0-1
Record when opponent scores first	5-11-0
Record in overtime games	5-0-2
Record in overtime pk's.....	1-1
Record when out shooting opponents	30-4-0
Record when opponent out shoots FSU.....	7-6-2
Record when shots are tied	1-1-0
Round of 16.....	11
Quarterfinals.....	9
Semifinals.....	6
Finals.....	1
Championships.....	0
At Home.....	27-1-0
Away.....	4-5-1
Neutral.....	7-5-1

FSU Versus Opponents in NCAA Tourney

Auburn.....	4-0-0
Boston College.....	1-0-1
California.....	3-0-0
UCLA.....	0-1-0
Clemson.....	1-2-0
Conneticut.....	1-2-0
Dartmouth.....	1-0-0
Florida.....	2-0-0
Florida Atlantic.....	1-0-0
Illinois.....	2-0-0
Jacksonville.....	2-0-0
Kennesaw State.....	1-0-0
Louisville.....	1-0-0
LSU.....	1-0-0
Marquette.....	1-0-0
Middle Tennessee.....	1-0-0
Mississippi.....	1-0-0
Mississippi Valley State.....	2-0-0
North Carolina.....	0-0-1
Notre Dame.....	2-3-0
Penn State.....	0-0-0
Portland.....	1-0-0
Samford.....	1-0-0
South Florida.....	1-0-0
Stanford.....	0-2-0
Southeastern Louisiana.....	1-0-0
Southern California.....	0-1-0
Texas.....	1-0-0
Texas A&M.....	2-0-0
Texas Tech.....	1-0-0
Virginia.....	1-0-0
West Virginia.....	1-0-0
Totals.....	38-11-2

FSU's NCAA Tourney Progression Chart

First Round Record.....	12-0-1 (.962)
Second Round Record.....	11-1-0 (.917)
Third Round Record.....	9-2-0 (.818)
Quarterfinal Record.....	5-3-1 (.611)
Semifinal Record.....	1-4-0 (.200)
Finals Record.....	0-1-0 (.000)
All-Time Record.....	38-11-2 (.765)

FSU's NCAA Tourney Year-by-Year Record

2000.....	2-1-0	2007.....	5-1-0
2001.....	1-1-0	2008.....	3-1-0
2002.....	2-1-0	2009.....	3-1-0
2003.....	4-1-0	2010.....	3-1-0
2004.....	0-0-1	2011.....	4-1-0
2005.....	3-1-1	2012.....	4-0-0
2006.....	4-1-0		

Florida State sits at 38-11-2 all-time in the NCAA Tournament, good for a .765 winning percentage. It is the third-best winning percentage among teams that have played 10 or more games. Making their 13th straight NCAA Tournament appearance in 2012, FSU's 38 wins are the eighth most in NCAA history. Only two teams in NCAA history have averaged more wins per NCAA Tournament trips than FSU.

All-Time NCAA Tournament Wins and Wins Per Trip

School	Wins	Trips	Wins/Trip	Win Pct.
*North Carolina (113-8-3)	113	31	3.65	.923
Notre Dame (62-17-1)	62	20	3.10	.781
*Florida State (38-11-2).....	38	13	2.92	.765
UCLA (47-15-3).....	47	17	2.76	.746
Portland (47-16-6)	47	20	2.35	.725
*Penn State (36-16-2).....	36	18	2.00	.685
*Stanford (39-18-4)	39	22	1.77	.672
Santa Clara (43-21-3).....	43	23	1.87	.664
Oklahoma State (9-4-4)	9	7	1.29	.647
Florida (24-14-3).....	24	16	1.50	.622
Nebraska (15-9-1).....	15	10	1.50	.620
Connecticut (44-28-2).....	44	28	1.57	.608

(* denotes teams that are current playing in the 2012 NCAA Tournament)

For the eighth straight season and ninth time overall, Florida State received a national seed in the NCAA Tournament. After claiming the ACC regular season championship in 2012 and advancing to the semifinals of the league tournament, the Seminoles were recognized as one of four No. 1 national seeds for the second year in a row and third time overall (2009, 2011 & 2012). Florida State has been a No. 2 seed four times 2005, 2006, 2008 and 2010. Florida State entered the NCAA Tournament as a No. 3 seed in 2007. The only other time the Seminoles received a national seed was in 2003 and in that year the team was seeded 11th. With a berth in the national semifinals in 2012, FSU has advanced to the College Cup six times as a national seed.

With six College Cup appearances (2003, 2005, 2006, 2007, 2011 & 2012) since 2003, Florida State is one of only three programs in the nation, and the only school in the ACC, to play in soccer's version of the 'Final Four' six times in the last 10 seasons. UCLA has seven appearances, while FSU & Notre Dame each have six. Florida State, Duke and North Carolina are the only teams in the ACC to play in multiple College Cups since 1992.

All four schools participating in the 2012 College Cup in San Diego boast an all-time winning percentage in NCAA Tournament play that ranks in the top seven all-time - UNC (1st), FSU (3rd), Penn State (6th) and Stanford (7th). The four schools have combined for 226 victories in the postseason tournament.

In making its sixth College Cup appearance, Florida State has never faced an opponent out of the Big Ten Conference in the semifinal round. The Seminoles have faced Notre Dame twice (2006 & 2007), two teams from the Pac-12 Conference (UCLA - 2005 & Stanford - 2011) and Connecticut out of the Big East in 2003. Florida State's only win in the semifinals came in 2007 when the Seminoles defeated the Fighting Irish, 3-2, in College Station, Texas.

Florida State returned to the NCAA Tournament for the 13th year in a row in 2012. Not too bad for a program that has been in existence for 18 seasons. The Seminoles are just one of 10 schools out of 323 playing Division I soccer that have been to 13 consecutive NCAA Tournaments. Of those 10 schools, four are from the ACC (Florida State, North Carolina, Virginia and Wake Forest).

Since 2000, the Seminoles have made 13 straight NCAA Tournament appearances, played in 11 'Sweet 16s' and has advanced to the quarterfinal round eight years in a row - the longest active streak in the nation.

The Seminoles have outscored the opposition 14-2 in the 2012 NCAA Tournament. It marks the fifth time in 13 NCAA Tournament appearances that FSU has reached double figures in goals. Florida State scored a school-record 17 goals during the 2007 NCAA Tournament - the same year the Seminoles played for the national championship.

Senior Tiffany McCarty leads all Seminoles with 13 points on six goals and one assist through the first four NCAA Tournament games. McCarty has surpassed her career point total in the NCAA Tournament this year by two. She tallied 11 points on four goals and three assists in 13 games over a three-year span (2008-09 & 2011). With 24 career points in the postseason, McCarty is the all-time NCAA Tournament scoring leader at FSU - surpassing Sanna Talonen, who was the previous record holder with 22 points.

Florida State is 11-10-2 away from home in the NCAA Tournament including a record of 7-5-2 on neutral soil. FSU's lone neutral soil contest in 2012 came in the ACC Tournament semifinals against Virginia - a 4-2 loss to the Cavaliers. Florida State is 1-4-0 all-time in the NCAA Tournament semifinals with its lone win coming in 2007 against Notre Dame (3-2) in College Station, Texas.

Florida State has registered at least two or more wins in 11 of 13 postseason appearances including at least three wins in eight straight seasons - all since head coach Mark Krikorian arrived on campus. The only time FSU did not secure at least two wins in the NCAA Tournament was in 2001 (1-1) and 2004 (0-0-1).

FSU IN THE NCAA TOURNAMENT

NCAA TOURNEY HISTORY

2000 - (2-1-0)

First Round - Tallahassee, Fla.

Florida State 4.....Jacksonville 1

Second Round - Gainesville, Fla.

Florida State 2.....Florida 1

Third Round - Clemson, S.C.

Clemson 2.....Florida State 0

2001 - (1-1-0)

First & Second Round - Clemson, S.C.

Florida State 1.....Auburn 0

Clemson 1.....Florida State 0

2002 - (2-1-0)

First & Second Rounds - Tallahassee, Fla.

Florida State 2.....Mississippi 0

Florida State 2.....Auburn 1

Third Round - Storrs, Conn.

Connecticut 1.....Florida State 0

2003 - (4-1-0)

First & Second Rounds - Tallahassee, Fla.

Florida State 5.....Dartmouth 0

Florida State 2.....Auburn 1 (2OT)

Third Round - Morgantown, WV

Florida State 3.....West Virginia 2 (2OT)

Quarterfinals - Gainesville, Fla.

Florida State 2.....Florida 1

Semifinals - Cary, N.C.

Connecticut 2.....Florida State 0

2004 - (0-0-1)

First Round - Gainesville, Fla.

Boston College 0.....Florida State 0 (2OT)
(BC advances on pks, 3-1)

2005 - (3-1-1)

First & Second Rounds - Gainesville, Fla.

Florida State 3.....Florida Atlantic 0

Florida State 2.....Illinois 1

Third Round - Tallahassee, Fla.

Florida State 2.....California 1

Quarterfinals - Chapel Hill, N.C.

Florida State 1.....North Carolina 1 (2OT)
(FSU advances on pks, 5-4)

Semifinals - College Station, Texas

UCLA 4.....Florida State 0

2006 - (4-1-0)

First & Second Rounds - Tallahassee, Fla.

Florida State 6.....Jacksonville 0

Florida State 3.....California 1

Third Round - Tallahassee, Fla.

Florida State 1.....Illinois 0

Quarterfinals - Tallahassee, Fla.

Florida State 2.....Clemson 1

Semifinals - Cary, N.C.

Notre Dame 2.....Florida State 1

2007 - (5-1-0)

First & Second Rounds - Tallahassee, Fla.

Florida State 3.....Kennesaw State 0

Florida State 4.....LSU 0

Third Round - Tallahassee, Fla.

Florida State 4.....Texas 0

Quarterfinals - Tallahassee, Fla.

Florida State 3.....Connecticut 2 (2OT)

Semifinals - College Station, Texas

Florida State 3.....Notre Dame 2

Finals - College Station, Texas

Southern California 2.....Florida State 0

SEMINOLE NCAA TOURNAMENT TEAM RECORDS

Most goals scored: 7 vs. Mississippi Valley State (2008)

Most goals allowed: 5 vs. Stanford (2010)

Least goals scored: 0 (11 times) vs. Connecticut (2002 & 2003), Clemson (2000 & 2001), Boston College (2004), UCLA (2005), Southern California (2007), Notre Dame (2008 & 2009), Stanford (2010 & 2011)

Least goals allowed: 0 (22 times) vs. Auburn (2001), Ole Miss (2002), Dartmouth (2003), BC (2004), FAU (2005), Jacksonville (2006), Illinois (2006), Kennesaw State (2007), LSU (2007), Texas (2007), MVSU (2008), Auburn (2008), BC (2008), California (2009), MTSU (2010), Marquette (2010), Samford (2011), Louisville (2011), Virginia (2011), MVSU (2012), Texas A&M (2012), Notre Dame (2012)

Most shots taken: 39 vs. Mississippi Valley State (2012)

Most shots allowed: 31 vs. North Carolina (2005)

Least shots taken: 2 vs. Clemson (2000)

Least shots allowed: 0 vs. Mississippi Valley State (2008)

Most corner kicks: 14 vs. Southeastern Louisiana (2009)

Most corner kicks allowed: 10 vs. North Carolina (2005)

Least corner kicks: 1 (4 times) vs. Clemson (2000), Ole Miss (2002), Notre Dame (2007), Portland (2011)

Least corner kicks allowed: 0 (6 times) vs. Florida (2003), JU (2006), Clemson (2006), Kennesaw St (2007), Samford (2011), MVSU (2012)

Most saves: 13 vs. North Carolina (2005)

Least saves: 0 (5 times) vs. FAU (2005), MVSU (2008), Samford (2011), Stanford (2011), MVSU (2012)

Most fouls committed: 16 (3 times) vs. California (2005), Clemson (2006), Notre Dame (2007)

Least fouls committed: 0 vs. Mississippi Valley State (2012)

Consecutive mins without allowing a goal: 324:34 (Notre Dame, 2006 - Connecticut, 2007)

Most shots in 1st half: 21 vs. Jacksonville (2006)

Least shots in 1st half: 1 (3 times) vs. Clemson (2000), Connecticut (2002), Florida (2003)

Most shots in 2nd half: 20 vs. Mississippi Valley State (2012)

Least shots in 2nd half: 1 vs. Clemson

OT goals: 1 vs. Auburn (2003), West Virginia (2003), Connecticut (2007), Texas A&M (2009), Texas Tech (2012)

Most goals in 1st half: 4 vs. Jacksonville (2006), Southeastern Louisiana (2009)

Most goals allowed in 1st half: 2 (4 times) vs. UCLA (2005), Notre Dame (2006 & 2009), Stanford (2011)

Most goals scored in 2nd half: 4 vs. Dartmouth (2003), Mississippi Valley State (2008)

Most goals allowed in 2nd half: 4 vs. Stanford (2010)

Least goals scored in 1st half: 0 (20 times) vs. Auburn (2001 & 2003), Connecticut (2002 & 2003), Clemson (2000 & 2001), Jacksonville (2000), Boston College (2004), UCLA (2005), Clemson (2006), Notre Dame (2006), Southern California (2007), BC (2008), Notre Dame (2008), Texas A&M (2009), Notre Dame (2009), Stanford (2010 & 2011), Samford (2011), Notre Dame (2012)

Least goals allowed in 1st half: 0 (32 times) vs. Dartmouth (2003), Ole Miss (2002), Auburn (2001 & 2002), Clemson (2001), Jacksonville (2000), Connecticut (2003), Boston College (2004), FAU (2005), Illinois (2005), California (2005), North Carolina (2005), Jacksonville (2006), Illinois (2006), Kennesaw St (2007), LSU (2007), Texas (2007), MVSU (2008), Auburn (2008), BC (2008), California (2009), Texas A&M (2009), Notre Dame (2009), Middle Tennessee (2010), Marquette (2010), Samford (2011), Portland (2011), Louisville (2011), Virginia (2011), MVSU (2012), Texas A&M (2012), Notre Dame (2012)

Least goals scored in 2nd half: 0 (17 times) vs. Connecticut (2002 & 2003), Clemson (2000 & 2001), Boston College (2004), North Carolina (2005), UCLA (2005), California (2006), Illinois (2006), Kennesaw State (2007), Southern California (2007), Auburn (2008), Notre Dame (2008), SE Louisiana (2009), Notre Dame (2009), Stanford (2010 & 2011)

Least goals allowed in 2nd half: 0 (29 times) vs. Dartmouth (2003), Auburn (2001 & 2003), Conn. (2002), Ole Miss (2002), UF (2000), BC (2004), UCLA (2005), Jacksonville (2006), Cal (2006), Illinois (2006), Clemson (2006), Notre Dame (2006), Kennesaw St (2007), LSU (2007), Texas (2007), MVSU (2008), Auburn (2008), BC (2008), SE Louisiana (2009), Cal (2009), Middle Tennessee (2010), USF (2010), Marquette (2010), Samford (2011), Louisville (2011), Virginia (2011), MVSU (2012), Texas A&M (2012), Notre Dame (2012)

Shutouts: (22 times) vs. Auburn (2001), Ole Miss (2002), Dartmouth, (2003), BC (2004), FAU (2005), Jacksonville (2006), Illinois (2006), Kennesaw State (2007), LSU (2007), Texas (2007), MVSU (2008), Auburn (2008), BC (2008), California (2009), Middle Tennessee (2010), Marquette (2010), Samford (2011), Louisville (2011), Virginia (2011), MVSU (2012), Texas A&M (2012), Notre Dame (2012)

Most goals scored, defeat: 1 vs. Notre Dame (2006)

Most goals allowed, victory: 2 vs. West Virginia (2003), Connecticut (2007), Notre Dame (2007), Texas Tech (2012)

Largest margin of victory: 7 vs. Mississippi Valley State (2008)

Largest margin of defeat: 5 at Stanford (2010)

Quickest goal 1st half: 0:15 vs. Notre Dame (2007)

Quickest goal allowed 1st half: 1:10 vs. Connecticut (2002)

Quickest goal 2nd half: 45:34 vs. Auburn (2003)

Quickest goal allowed 2nd half: 46:32 vs. West Virginia (2003)

Quickest time answering opponent's goal: 8:30 vs. Southeastern Louisiana (2009)

Quickest time between FSU goals: 1:09 vs. LSU (2007)

Quickest time between opponent goals: 15:32 vs. California (2006)

Consecutive OT minutes without allowing a goal: 20:00 vs. BC (2004), UNC (2005)

Record attendance at FSU: 2,019 (Notre Dame, 2012)

Record attendance any venue for an FSU game: 9,243 (Stanford - National Semifinals at Kennesaw, GA)

FSU IN THE NCAA TOURNAMENT

NOTING THE FIELD



Florida State

vs.

Penn State



2012 Record: 20-3-2 (8-1-0 Away, 3-1-0 Neutral)

Nittany Lions' Leading Scorer in 2012: Christine Nairn 43 pts (16G, 11A)

Conference: Big Ten (At-Large)

All-Time Series Record: Florida State leads 2-1-0

Current Series Streak: Florida State has won two in a row

Series Results: 2003 - PSU d. FSU 2-1 (Tallahassee, Fla.);

2008 - FSU d. PSU 4-1 (University Park, Pa.); 2009 - FSU d. PSU 2-1 (Tallahassee, Fla.)

Penn State's All-Time NCAA Tournament Record: 36-16-2

Penn State's NCAA Tournament Appearances: 18

(1995-96-97-98-99-2000-01-02-03-04-05-06-07-08-09-10-11-12)

Florida State's Record vs. 2012 Tournament Field: 13-3-0

Penn State's Record vs. 2012 Tournament Field: 9-3-2



Florida State

vs.

Stanford



2012 Record: 21-1-1 (7-0-0 Away, 2-1-0 Neutral)

Cardinal Leading Scorer in 2012: Courtney Verloo 31 pts (10G, 11A)

Conference: Pac-12 (Automatic)

All-Time Series Record: Stanford leads 2-0-0

Current Series Streak: Stanford has won two in a row

Series Results: 2010 - Stanford d. FSU 5-0 (NCAA - Palo Alto, Calif.);

2011 - Stanford d. FSU 3-0 (NCAA - Kennesaw, Ga.)

Stanford's All-Time NCAA Tournament Record: 39-18-4

Stanford's NCAA Tournament Appearances: 22

(1990-91-92-93-94-95-96-98-99-2000-01-02-03-04-05-06-07-08-09-10-11-12)

Florida State's Record vs. 2012 Tournament Field: 13-3-0

Stanford's Record vs. 2012 Tournament Field: 13-1-1



Florida State

vs.

North Carolina



2012 Record: 13-5-3 (5-2-1 Away, 3-0-0 Neutral)

Tar Heels' Leading Scorer in 2012: Summer Green 21 pts (7G, 7A)

Conference: Atlantic Coast (At-Large)

All-Time Series Record: North Carolina leads 24-4-2

Current Series Streak: Florida State has won two in a row

Series Results: 1995 - UNC d. FSU 3-1 (ot, Chapel Hill, N.C.);

1995 - UNC d. FSU 9-0 (ACC - College Park, Md.); 1996 - UNC d. FSU 9-0 (Tallahassee, Fla.);

1996 - UNC d. FSU 7-0 (ACC - Clemson, S.C.); 1997 - UNC d. FSU 9-0 (Chapel Hill, N.C.);

1997 - UNC d. FSU 5-0 (ACC - Winston-Salem, N.C.); 1998 - UNC d. FSU 7-0 (Tallahassee, Fla.);

1999 - UNC d. FSU 9-0 (Winston-Salem, N.C.); 1999 - UNC d. FSU 4-0 (ACC - Chapel Hill, N.C.);

2000 - FSU d. UNC 3-2 (2ot, Tallahassee, Fla.); 2000 - UNC d. FSU 3-0 (ACC - Durham, N.C.);

2001 - UNC d. FSU 4-1 (Chapel Hill, N.C.); 2001 - UNC d. FSU 4-0 (ACC - Winston-Salem, N.C.);

2002 - UNC d. FSU 5-1 (Tallahassee, Fla.); 2003 - UNC d. FSU 1-0 (Chapel Hill, N.C.);

2003 - UNC d. FSU 3-2 (ACC - Cary, N.C.); 2004 - UNC d. FSU 4-0 (Tallahassee, Fla.);

2005 - UNC d. FSU 4-1 (Tallahassee, Fla.); 2005 - FSU t. UNC 1-1 (2ot, NCAA - Chapel Hill, N.C.);

2006 - UNC d. FSU 2-1 (Chapel Hill, N.C.); 2006 - UNC d. FSU 2-1 (ot, ACC - Cary, N.C.);

2007 - UNC d. FSU 2-1 (ot, Tallahassee, Fla.); 2007 - UNC d. FSU 1-0 (ACC - Lake Buena Vista, Fla.);

2008 - FSU t. UNC 2-2 (2ot, Chapel Hill, N.C.); 2009 - FSU d. UNC 3-2 (2ot, Tallahassee, Fla.);

2009 - UNC d. FSU 3-0 (ACC - Cary, N.C.); 2010 - UNC d. FSU 1-0 (Chapel Hill, N.C.);

2011 - UNC d. FSU 2-0 (Tallahassee, Fla.); 2011 - FSU d. UNC 1-0 (2ot, ACC - Chapel Hill, N.C.);

2012 - FSU d. UNC 1-0 (Chapel Hill, N.C.)

North Carolina's All-Time NCAA Tournament Record: 113-8-3

North Carolina's NCAA Tournament Appearances: 31

(1982-83-84-85-86-87-88-89-90-91-92-93-94-95-96-98-99-2000-01-02-03-04-05-06-07-08-09-10-11-12)

Florida State's Record vs. 2012 Tournament Field: 13-3-0

North Carolina's Record vs. 2012 Tournament Field: 9-5-3

NCAA TOURNEY HISTORY

2008 - (3-1-0)

First & Second Rounds - Auburn, Ala.

Florida State 7.....Mississippi Valley State 0

Florida State 1.....Auburn 0

Third Round - Tallahassee, Fla.

Florida State 1.....Boston College 0

Quarterfinals - South Bend, Ind.

Notre Dame 2.....Florida State 0

2009 - (3-1-0)

First & Second Rounds - Tallahassee, Fla.

Florida State 4.....Southeastern Louisiana 1

Florida State 3.....California 0

Third Round - Tallahassee, Fla.

Florida State 2.....Texas A&M 1 (2OT)

Quarterfinals - Tallahassee, Fla.

Notre Dame 2.....Florida State 0

2010 - (3-1-0)

First & Second Rounds - Tallahassee, Fla.

Florida State 3.....Middle Tennessee State 0

Florida State 2.....USF 1

Third Round - Tallahassee, Fla.

Florida State 3.....Marquette 0

Quarterfinals - Palo Alto, Calif.

Stanford 5.....Florida State 0

2011 - (4-1-0)

First Round - Tallahassee, Fla.

Florida State 2.....Samford 0

Second & Third Rounds - Memphis, Tenn.

Florida State 3.....Portland 1

Florida State 2.....Louisville 0

Quarterfinals - Tallahassee, Fla.

Florida State 3.....Virginia 0

Semifinals - Kennesaw, Ga.

Stanford 3.....Florida State 0

2012 - (4-0-0)

First Round - Tallahassee, Fla.

Florida State 6.....Mississippi Valley State 0

Second & Third Rounds - Tallahassee, Fla.

Florida State 3.....Texas Tech 2 (2OT)

Florida State 4.....Texas A&M 0

Quarterfinals - Tallahassee, Fla.

Florida State 1.....Notre Dame 0

Semifinals - San Diego, Calif.

MEDIA INFORMATION

Soccer SID Jason Leturmy

Phone Number..... (850) 644-3920

Fax Number..... (850) 644-3820

Cell Phone..... (850) 228-7568

Press Box Number..... (850) 645-3240

Email Address jleturmy@fsu.edu

Mailing Address..... Florida State University

403 Stadium Drive West, Room D0107

Tallahassee, FL 32306

Athletic Website www.seminoles.com

Twitter..... @FSU_Soccer

Facebook..... facebook.com/FSUSoccer

All player and coach interviews must be arranged through the FSU Sports Information Office.

FSU IN THE NCAA TOURNAMENT

The Seminoles finished off an undefeated season (14-0-0) at home defeating Notre Dame, 1-0, in the NCAA Quarterfinals. Florida State served as a host for the first four games of this year's tournament and has played 28 postseason games at home. The Garnet & Gold are 27-1-0 all-time at home in the NCAA Tournament. The lone loss for the Seminoles on their home turf came at the hands of the Fighting Irish in the Elite Eight of the 2009 Tournament. Before that loss, FSU had won 18 straight NCAA postseason games at home. The Seminoles have played at home in 11 of their 13 all-time postseason appearances.

The first NCAA Tournament game ever played by the Seminoles and ever played in Tallahassee came against Jacksonville in 2000. FSU went on to beat the Dolphins 4-1.

With a 6-0 victory over Mississippi Valley State, Florida State remained unbeaten all-time in the opening round of the NCAA Tournament moving its record to 12-0-1. The 2004 season marks the only year the Seminoles failed to advance out of the first round as FSU tied Boston College 0-0 but were eliminated in a shootout.

Following wins over Mississippi Valley State and Texas Tech, FSU improved to 23-1-1 all-time in the first and second rounds of the NCAA Tournament.

In 51 all-time NCAA Tournament games, Florida State has recorded 22 shutouts and has been shut out 11 times. FSU recorded three shutouts in a single NCAA Tournament for the fourth time in school history (Mississippi Valley State 6-0, Texas A&M 4-0 and Notre Dame 1-0) in 2012. The Seminoles set the school record with three shutouts in 2007 blanking Kennesaw State 3-0, LSU 4-0 and Texas 4-0 en route to playing for the national championship. FSU then returned in 2008 and opened the tournament with three straight shutouts. In 2011, Florida State equaled that total with three shutouts. The Seminoles have set the school record with 17 shutouts in 2012.

The Seminoles have played 16 games against 14 schools participating in the 2012 NCAA Tournament. Six of those schools received a national seed. The Seminoles are 13-3-0 against these schools posting six wins against schools receiving a national seed. (Marquette is not included in this number as the match earlier in the year was cancelled due to lightning - FSU led 3-0 with 41 minutes left; the Golden Eagles earned a No. 4 seed in 2012).

Florida State is unbeaten in seven previous overtime games in NCAA Tournament play and has never allowed a goal during the extra period, a span covering 116 minutes and 50 seconds of overtime play. The Seminoles defeated Auburn (2003), West Virginia (2003), Connecticut (2007), Texas A&M (2009) and Texas Tech (2012), while tying Boston College (2004) and North Carolina (2005). All seven games have gone into double overtime.

Florida State made its ninth all-time appearance in the Elite Eight when they faced Notre Dame last Friday night. The Seminoles improved to 5-3-1 all-time in the quarterfinals advancing to the College Cup six times. Five of those games have come at home with the Seminoles posting a record of 4-1-0. Florida State has advanced to the College Cup after defeating Florida (2003), Clemson (2006), Connecticut (2007), Virginia (2011) and now Notre Dame (2012), while advancing 5-4 in penalty kicks against North Carolina (2005) after playing to a 1-1 tie.

With a win over Texas A&M in the third round of the NCAA Tournament, Florida State joined UCLA with nine quarterfinal appearances - the most of any other teams in the nation since 2001.

In the history of the NCAA Tournament, Florida State is just the 10th school with nine or more quarterfinal appearances - North Carolina (27), Connecticut (18), Notre Dame (15), Santa Clara (14), Portland (14), UCLA (11), Massachusetts (10), Stanford (10), **Florida State (9)** and Penn State (9).

Sophomore Marta Bakowska-Mathews found a great time to score her first two goals of her career as the native of Kent, England scored her first collegiate goal in the first round against Mississippi Valley State and then came through with the equalizer right before halftime against Texas Tech. Freshman Isabella Schmid also registered her first collegiate goal in the NCAA Tournament as her goal in the third round against Texas A&M proved to be the eventual game-winner as the Seminoles rolled to a 4-0 victory.

Tiffany McCarty scored the golden goal in FSU's 3-2 double overtime victory over Texas Tech in the second round - her first career golden goal. The Laurel, Md., native then followed two games later with her second game-winner of this year's NCAA Tournament as she scored the only goal in FSU's 1-0 victory over Notre Dame. McCarty is tied with Dagny Brynjarsdottir for the team lead with five game-winning goals on the year. The senior forward has 14 career game-winning goals - a school record.

Jessica Price assisted on Isabella Schmid's game-winner in FSU's third round victory over Texas A&M. The assist gave Price the school record for all-time game-winning assists with 11. She added to that total in the NCAA Quarterfinals against Notre Dame assisting on the game-winning goal scored by Tiffany McCarty in a 1-0 FSU victory. With two game-winning assists in the postseason, Price became FSU's all-time career leader in assists in the NCAA Tournament with five surpassing the previous record of four held by Katrin Schmidt.

The Atlantic Coast Conference once again showed why it's one of the best soccer conferences in the nation. Not only did the ACC lead all conferences with a record nine teams selected to the NCAA Tournament for the second year in a row, but the league also earned six national seeds for the second year in a row. Last year, the ACC was well represented in the NCAA Tournament as league teams made up half the field in the Sweet 16, half the field in the Elite Eight and three-fourth of the schools (FSU, Duke and Wake Forest) in the College Cup. The Blue Devils went on to finish the season as the national runner-up. The ACC finished the NCAA Tournament with an overall record of 23-7-2. Through the first four rounds in 2012, the ACC went 15-6-2 with two teams still alive in the College Cup - the most of any other league in the nation (Pac-12 - 1; Big Ten - 1).

No. 1 seed - Florida State

No. 2 seed - North Carolina, Virginia

No. 3 seed - Duke, Wake Forest

No. 4 seed - Maryland

Florida State opened the 2012 NCAA Tournament with a 6-0 victory over Mississippi Valley State. The Seminoles set three single-game NCAA Tournament school records following the match including most shots (39), least fouls committed (0) and most shots taken in the second half (20).

FSU IN THE NCAA TOURNAMENT

All-Time NCAA Tournament Scoring Leaders

POINTS

Tiffany McCarty (10G, 4A)	24
Sanna Talonen (10G, 2A)	22
Jessica Price (5G, 7A)	17
India Trotter (8G, 1A).....	17
Mami Yamaguchi (4G, 8A).....	16
Kelly Rowland (5G, 3A).....	13
Katrin Schmidt (3G, 7A).....	13
Dagny Brynjarsdottir (4G, 3A)	11
Selin Kuralay (3G, 3A).....	9
Jez Ratliff (2G, 5A).....	9
Cindy Schofield (3G, 3A).....	9
Lauren Switzer (2G, 5A).....	9
Amanda DaCosta (1G, 6A).....	8
Toni Pressley (3G, 2A).....	8
Casey Short (2G, 3A)	7
Janice Cayman (2G, 2A).....	6
Breezy Hupp (3G).....	6
Ines Jaurena (2G, 2A)	6
Kassey Kallman (2G, 2A)	6
Marissa Kazbour (2G, 2A).....	6
Rachel Lim (2G, 2A).....	6
Becky Edwards (1G, 3A).....	5
Jamia Fields (2G, 1A)	5
Tori Huster (1G, 3A).....	5
Holly Peltzer (2G, 1A).....	5
Kirsten van de Ven (2G, 1A).....	5
Marta Bakowska-Mathews (2G)	4
Tiana Brockway (1G, 2A)	4
Ella Stephan (2G).....	4
Kristin Grubka (1G, 1A)	3
Julie Lancos (1G, 1A).....	3
Carson Pickett (2A)	2
Isabella Schmid (1G)	2
Annie Stalzer (1G).....	2
Alex Crown (1A), Victoria Damren (1A), Katie Riley (1A), Sarah Wagenfuhr (1A).....	1

GOALS

Tiffany McCarty	10
Sanna Talonen.....	10
India Trotter.....	8
Jessica Price	5
Kelly Rowland.....	5
Dagny Brynjardottir	4
Camie Bybee.....	4
Mami Yamaguchi.....	4
Breezy Hupp.....	3
Selin Kuralay.....	3
Toni Pressley.....	3
Katrin Schmidt.....	3
Cindy Schofield.....	3
Marta Bakowska-Mathews	2
Janice Cayman.....	2
Jamia Fields	2
Ines Jaurena	2
Kassey Kallman	2
Marissa Kazbour.....	2
Rachel Lim.....	2
Holly Peltzer.....	2
Casey Short	2
Ella Stephan.....	2
Lauren Switzer.....	2
Kirsten van de Ven.....	2
Tiana Brockway, Amanda DaCosta, Becky Edwards, Kristin Grubka, Tori Huster, Julie Lancos, Isabella Schmid, Annie Stalzer	1

GAME-WINNING GOALS

Jessica Price	4
India Trotter.....	4
Tiffany McCarty	3
Sanna Talonen.....	3
Dagny Brynjarsdottir	2
Leah Gallegos.....	2
Kelly Rowland.....	2
Janice Cayman, Amanda DaCosta, Becky Edwards, Breezy Hupp, Tori Huster, Ines Jaurena, Kassey Kallman, Rachel Lim, Holly Peltzer, Toni Pressley, Isabella Schmid	1

All-Time NCAA Tournament Scoring Leaders

ASSISTS

Mami Yamaguchi.....	8
Jessica Price	7
Katrin Schmidt.....	7
Amanda DaCosta.....	6
Jez Ratliff.....	5
Lauren Switzer.....	5
Tiffany McCarty	4
Dagny Brynjarsdottir	3
Becky Edwards.....	3
Leah Gallegos.....	3
Tori Huster.....	3
Selin Kuralay.....	3
Kelly Rowland.....	3
Cindy Schofield.....	3
Casey Short	3
Tiana Brockway	2
Janice Cayman.....	2
Ines Jaurena	2
Kassey Kallman	2
Marissa Kazbour.....	2
Rachel Lim.....	2
Carson Pickett	2
Toni Pressley.....	2
Sanna Talonen.....	2
Alex Crown, Victoria Damren, Jamia Fields, Kristin Grubka, Julie Lancos, Holly Peltzer, Carson Pickett, Katie Riley, Kirsten van de Ven, Sarah Wagenfuhr.....	1

GAME-WINNING ASSISTS

Jessica Price	5
Katrin Schmidt.....	4
Amanda DaCosta.....	3
Selin Kuralay.....	3
Leah Gallegos.....	2
Tiffany McCarty	2
Cindy Schofield.....	2
Sanna Talonen.....	2
Amber Tollefson.....	2
Dagny Brynjarsdottir, Janice Cayman, Becky Edwards, Kristin Grubka, Tori Huster, Kassey Kallman, Marissa Kazbour, Casey Short, Lauren Switzer, Sarah Wagenfuhr, Mami Yamaguchi.....	1

All-Time NCAA Tournament Goalkeeping Leaders

WINS

Kelsey Wys	11
Erin McNulty.....	8
Ali Mims.....	8
Joy McKenzie.....	4
Kate Milstead.....	3

SHUTOUTS

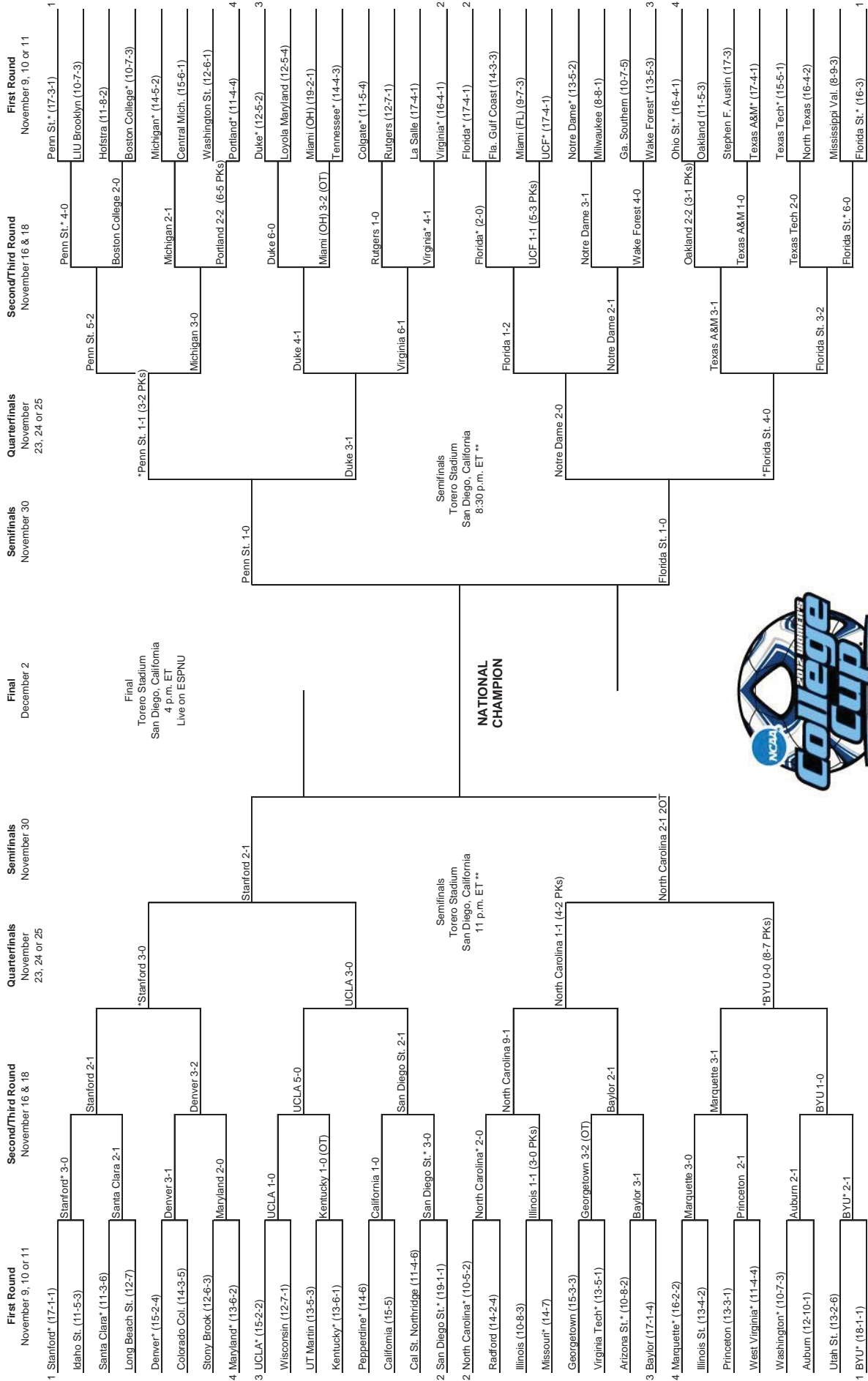
Kelsey Wys	6
Erin McNulty.....	3
Joy McKenzie.....	2
Kate Milstead.....	2
Ali Mims.....	2
Kerry York.....	2

SAVES

Kelsey Wys	45
Ali Mims.....	39
Joy McKenzie.....	25
Erin McNulty.....	23
Sarah Crawford.....	20
Kate Milstead.....	12
Kerry York.....	9



2012 NCAA Division I Women's SOCCER CHAMPIONSHIP



NATIONAL CHAMPION



*Host institution for preliminary round games
 Order of semifinal games will be determined after quarterfinal round games are completed.
 Second semifinal game will begin play 45 minutes after the conclusion of the first game.
 ** Semifinal game one will air live on ESPN3 (and re-air on ESPN). Semifinal game two will air live on ESPN.

FSU IN THE ACC TOURNAMENT

Florida State entered the 2012 ACC Tournament as the No. 1 seed for the second time in school history and first since 2009 when the Seminoles shared the ACC regular season title with Boston College. This year marked the first outright league title for the Seminoles in school history.

Since joining the ACC in 1995, FSU went 0-6-1 in its first six ACC Tournament appearances. The Seminoles have posted a record of 12-9-5 after recording their first win in 2001 including a mark of 9-6-3 under head coach Mark Krikorian.

Since the 2000 Tournament, only North Carolina has advanced to the semi-finals more times than FSU. The Seminoles are second behind UNC (11) for the most appearances in the semifinals with nine. Virginia is third with seven and Duke fourth with six. In 2012, FSU advanced to the semifinals for the second straight year and third time in the last four years.

Since 2000, Florida State ranks second all-time in ACC title game appearances with six. North Carolina leads all schools during that span with 10 finals appearances. Virginia and Wake Forest are the only other schools with more than one appearance in the ACC Championship game since 2000.

In one-goal games in the ACC Tournament, the Seminoles are 5-3 posting victories over Wake Forest, Maryland, Boston College and last year against North Carolina and Virginia. The three losses have all come at the hands of the Tar Heels, with all three defeats coming in the tournament finals. The Seminoles have played to six ties in the tournament and have advanced three of those times via penalty kicks. The lone exception came in the 2011 finals when Florida State defeated Wake Forest 3-1 in pks to claim its first league championship in school history. FSU is 3-5 in two-goal games and 4-7 in games decided by three or more goals.

Dagny Brynjarsdottir set the FSU school record for the quickest goal scored in ACC Tournament play when she found the back of the net on a header just 1:05 into the quarterfinal match against Boston College.

McCARTY & BRYNJARSDOTTIR CLIP EAGLES

- Behind the performances of senior Tiffany McCarty and sophomore Dagny Brynjarsdottir, Florida State defeated Boston College 4-0 in the first round of the ACC Tournament in Tallahassee.
- McCarty registered two goals and Brynjarsdottir tallied a career-high four points on a goal and two assists.
- The four goals against BC were the most scored against the Eagles in the series, while the win avenged a loss suffered just 10 days prior in Newton, Mass. - the first loss of the season for the Seminoles.
- Brynjarsdottir became the fourth Seminole to record two assists in an ACC Tourney game joining Amber Tollefson, Summer Corum & Mami Yamaguchi.
- Kelsey Wys earned the win in goal as she tied Erin McNulty for the school record for career victories in the ACC Tournament with three.
- The four shots by BC were the fewest allowed by FSU in the ACC Tourney.

McCARTY CLAIMS ANOTHER RECORD

- Tiffany McCarty will leave Florida State with numerous scoring records. She added two more to the list following this year's ACC Tournament.
- The Laurel, Md., native tallied three goals and an assist in two games making her the all-time leading scorer at FSU in points (13) and goals (6) in league championship play.

ACC ALL-TOURNAMENT TEAM

- Tiffany McCarty and Dagny Brynjarsdottir were named to the ACC All-Tournament Team following their performances in this year's tournament.
- McCarty finished with seven points on three goals and an assist, while Brynjarsdottir tallied six points on two goals and two assists.

All-Time ACC Tournament Scoring Leaders

POINTS

Tiffany McCarty (6G, 1A)	13
Mami Yamaguchi (2G, 5A).....	9
Camie Bybee (3G, 2A)	8
Kelly Rowland (4G).....	8
Dagny Brynjarsdottir (2G, 3A) ...	7
Jessica Price (2G, 3A).....	7
Amanda DaCosta (2G, 2A).....	6
Cindy Schofield (2G, 2A).....	6
Selin Kuralay (2G, 1A)	5
Leah Gallegos (2G)	4
Holly Peltzer (2G).....	4
Lauren Switzer (2G).....	4
Amber Tollefson (1G, 2A)	4
India Trotter (1G, 2A).....	4
Summer Corum (3A)	3
Viola Odebrecht (1G, 1A).....	3
Kristin Boyce (1G)	2
Tiana Brockway (1G)	2
Janice Cayman (1G).....	2
Katya Gokhman (1G).....	2
Kristin Grubka (2A)	2
Katrin Schmidt (1G)	2
Casey Short (2A)	2
Ella Stephan (2A).....	2
Onnie Trusty (1G).....	2
Toni Pressley (1A).....	1
Kelsey Wys (1A)	1

GOALS

Tiffany McCarty.....	6
Kelly Rowland.....	4
Camie Bybee.....	3
Dagny Brynjarsdottir	2
Amanda DaCosta.....	2
Leah Gallegos.....	2
Selin Kuralay.....	2
Holly Peltzer.....	2
Jessica Price	2
Cindy Schofield.....	2
Lauren Switzer.....	2
Mami Yamaguchi.....	2
Kristin Boyce.....	1
Tiana Brockway	1
Marte Vik Edvardsen.....	1
Katya Gokhman	1
Erica Lewis	1
Viola Odebrecht.....	1
Kelly Poole.....	1
Teresa Rivera	1
Katrin Schmidt.....	1
Amber Tollefson.....	1
India Trotter	1
Onnie Trusty	1
Rachael Watkins	1

ASSISTS

Mami Yamaguchi	5
Dagny Brynjarsdottir	3
Summer Corum	3
Jessica Price	3
Katie Beal.....	2
Camie Bybee.....	2
Amanda DaCosta.....	2
Kristin Grubka	2
Cindy Schofield	2
Casey Short	2
Ella Stephan.....	2
Amber Tollefson.....	2
India Trotter	2
Marion Cagle	1
Heather Dyche	1
Becky Edwards.....	1
Breezy Hupp.....	1
Marissa Kazbour.....	1
Selin Kuralay.....	1
Tiffany McCarty.....	1
Viola Odebrecht.....	1
Toni Pressley.....	1
Jez Ratliff	1
Melissa Samokishyn.....	1
Annie Stalzer	1
Sanna Talonen.....	1
Kirsten van de Ven.....	1
Kelsey Wys	1

SAVES

Ali Mims.....	44
Erin McNulty	21
Sarah Crawford	19
Kelsey Wys	17
Joy McKenzie	16
Jamie Gurtov	12
Kerry York.....	12
Melissa Juhl.....	11
Jenni Roberts	7
Kate Milstead	4
Kimmy Diaz	2
Madison Winter	1

BOLD denotes active player



2012 ACC Women's Soccer Championship

Campus Sites/WakeMed Soccer Park

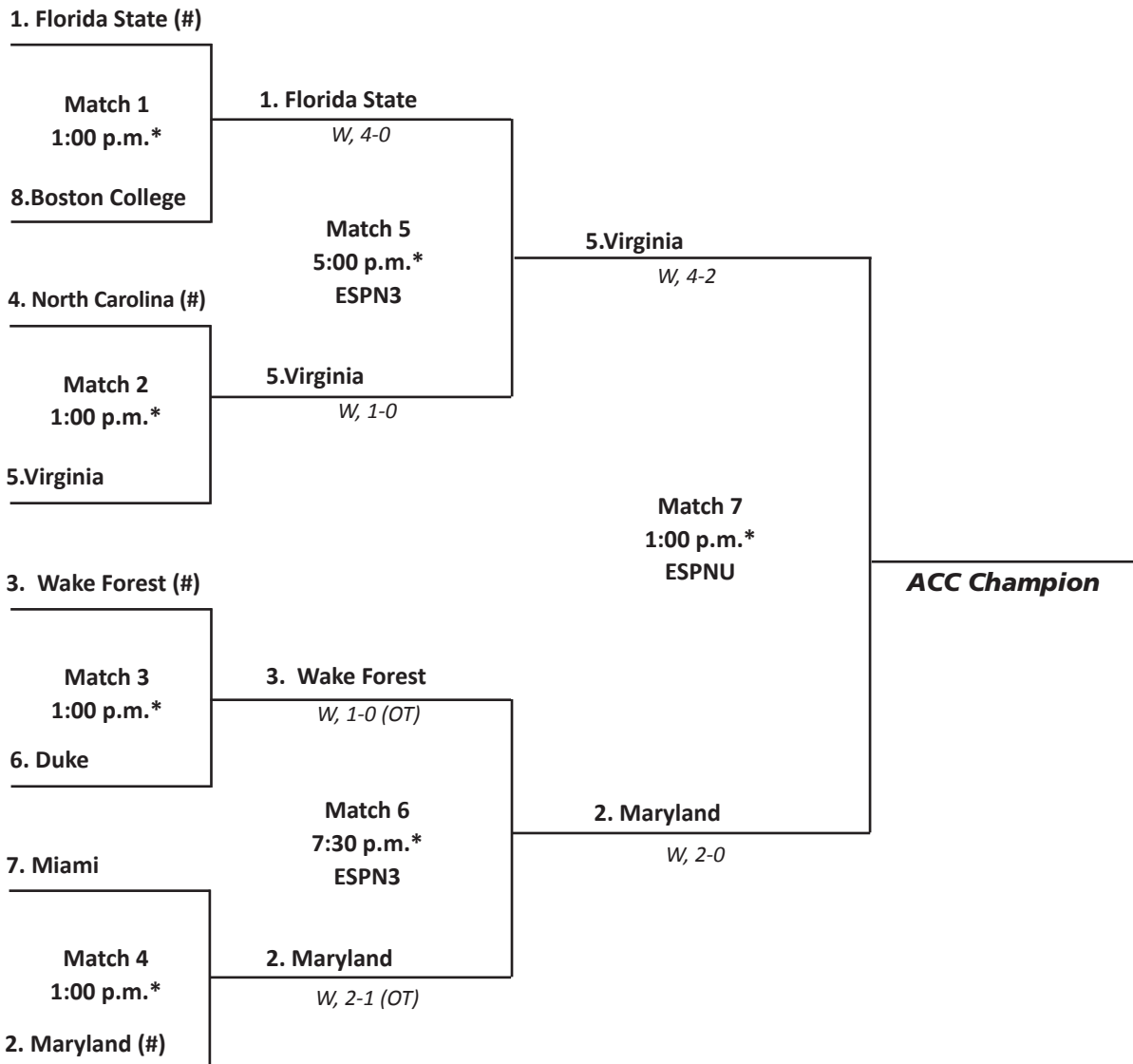
Cary, N.C.

Oct. 28; Nov. 2 & 4, 2012

**Sunday
October 28**
Campus sites
Quarterfinals

**Friday
November 2**
WakeMed Soccer Park
Semifinals

**Sunday
November 4**
WakeMed Soccer Park
Championship



(*) Matches will not start before times listed.

(#) Home team for Sunday's quarterfinal match

Top 8 seeds from the regular season advance to ACC Championship play

DROPPING NOLE-EDGE

- Florida State enters the NCAA Tournament as one of four No. 1 seeds for the second year in a row and third time overall. The Seminoles are 11-2-0 all-time in the NCAA Tournament as a No. 1 seed.
- FSU has been ranked in the top 10 of all three major polls all season long. Prior to week 11, FSU was ranked No. 1 for a school-record nine straight combined weeks in the NSCAA and SA polls. When ranked No. 1 FSU is 19-3-0 all-time including 14-2-0 in 2012.
- FSU entered the NCAA Tournament 9-2-0 against ranked teams in 2012 and 5-1-0 against teams ranked in the top 10; the Seminoles went 9-2-0 against the NCAA top 35 RPI teams.
- FSU concluded the regular season at No. 5 in the latest RPI as released by the NCAA on November 5.
- With a win at Maryland on October 21, Florida State clinched its second ACC regular season title in school history and first since 2009.
- FSU claimed four ACC Player of the Week accolades in 2012 by three different athletes. Kelsey Wys was named twice in weeks 2 and 5, Kristin Grubka earned the honor in week 3 while Dagny Brynjarsdottir was the latest winner claiming the award in week 7.
- Florida State averaged 1,221 fans in 14 home games in 2012 - the second largest home crowd average in school history (school record average of 1,338 set in 2006).
- The Seminoles finished the season with a record of .500 or better in the ACC for the 12th year in a row; the eight league wins tied a school record.
- Florida State is one of five schools to rank in the top 15 nationally, and the only ACC school, in both scoring offense (2.41/12th) and goals against average (0.585/9th).
- Senior Tiffany McCarty has nine goals in her last six games including six through the first four rounds of the NCAA Tournament. The Laurel, Md., native has three multiple goal games during that span and has been spot on with her shots as 11 of her 17 shots in the postseason have been on goal.
- Tiffany McCarty is the school record holder in 12 offensive categories including overall points (146), goals (61), GWG (13), multi-goal games (13), shots (275), ACC points (55), ACC goals (22), ACC multi-goal games (4), ACC shots (108), ACC Tournament points (13), ACC Tournament goals (6) and NCAA Tournament points (24).
- Sophomore Dagny Brynjarsdottir has been equally impressive with 13 points (four goals and five assists) in her last six matches with two game-winning goals and one game-winning assist.
- With the shutout victory over MVSU in the first round of the NCAA Tournament, Florida State set the school record for shutouts in a season at 15. The previous record of 14 was set in 2006 & 2008. The Seminoles currently sit with 17 shutouts in 2012.

20-WIN SEASON

- Florida State's victory over Notre Dame in the NCAA Tournament Quarterfinals gave the Seminoles their 20th win of the season to tie a school record.
- The Seminoles' first 20-win season came in 2005 - the first year under head coach Mark Krikorian. FSU finished the season with a record of 20-4-1 en route to a spot in the College Cup.

ACC REGULAR SEASON CHAMPS

- One point was all FSU needed; the Seminoles made it three points following a 1-0 victory over Maryland in College Park on October 21 to clinch the ACC regular season title for the second time in school history and first since 2009 when FSU and BC tied for the top spot with 22 points at 7-2-1.
- This year the Seminoles claimed the outright title just a year after winning the school's first ACC Tournament championship.
- Florida State closed out the regular season at 8-2-0 in the ACC to tie the single-season school record for wins in ACC play for the third time (2005, 2008, 2012).

WHAT A START

- Florida State began the 2012 season winners of 14 in a row marking the best start in school history eclipsing the previous record of seven straight wins to start the 2005 season which was the first year under head coach Mark Krikorian. The 14 consecutive victories also stands as the longest win streak of any kind in school history.
- FSU has posted 14 wins at home and six on the road, while yielding 13 goals in 23 matches good for a GAA of 0.56.
- The 1-0 overtime victory over Virginia on October 14 set the school record for the longest unbeaten streak at 14 eclipsing the previous mark of 13 (11-0-2) set in 2008.
- FSU's victory over Jackson State on September 21 marked the first time since 2006 that FSU went through its regular season non-conference schedule undefeated (9-0-0).
- Florida State was the last remaining undefeated team in the nation at 14-0-0 before dropping its first game of the season at Boston College on October 18.

HONORS & AWARDS

MAC Hermann Trophy

Ines Jaurena	Watch List
Tiffany McCarty.....	Watch List

All-ACC Accolades

Ines Jaurena	First Team
Kassey Kallman	First Team
Kelsey Wys.....	First Team
Dagny Brynjarsdottir.....	Second Team
.....	All-Tournament Team
Tiffany McCarty.....	Second Team
.....	All-Tournament Team
Casey Short.....	Second Team
Carson Pickett	All-Freshmen Team
Isabella Schmid	All-Freshmen Team
Mark Krikorian	Coach of the Year

Capital One Academic All-District IV

Kassey Kallman	First Team
Casey Short.....	First Team

Soccer America Preseason All-Americans

Ines Jaurena	Watch List
Tiffany McCarty.....	Watch List

TopDrawerSoccer.com Top 100

Preseason - Midseason

Kassey Kallman	No. 18 - No. 18
Tiffany McCarty.....	No. 20 - No. 35
Ines Jaurena	No. 29 - No. 40
Dagny Brynjarsdottir.....	No. 77 - NR
Kelsey Wys	NR - No. 70

TopDrawerSoccer.com Top 100 Freshman

Isabella Schmid	No. 16
Carson Pickett	No. 55

ACC Player of the Week

Kelsey Wys.....	Week 2 - Aug. 28
.....	Week 5 - Sept. 18
Kristin Grubka.....	Week 3 - Sept. 4
Dagny Brynjarsdottir.....	Week 7 - Oct. 2

Weekly Accolades

Kelsey Wys.....	SA Team of the Week-8/28
.....	SA Team of the Week-9/19
.....	CS360 & TDS Team of the Week-10/3
Kristin Grubka..	TDS Player of the Week-9/3
.....	NSCAA Player of the Week-9/3
.....	SA Player/Team of the Week-9/3
.....	CS360 Primetime Player-9/3
Tiana Brockway..	TDS Team of the Week-9/17
.....	CS360 Primetime Player-9/19
Ines Jaurena	TDS Team of the Week-9/17
.....	TDS Team of the Week-10/15
Kassey Kallman ..	TDS Team of the Week-9/17
Casey Short.....	TDS Team of the Week-9/17
Dagny Brynjarsdottir...	SA Player/Team of Week-10/2
.....	TDS Team of the Week - 10/29
Hikaru Murakami ..	SA Team of the Week-10/18
Tiffany McCarty..	TDS Team of the Week-11/19
.....	CS360 Team of the Week-11/20

KEY: SA - Soccer America; TDS - TopDrawerSoccer.com;
CS360 - CollegeSoccer360.com

SHUTOUT STREAK

- Florida State has given up 13 goals to a combined six teams in 23 matches this year.
- Entering the NCAA Tournament, FSU's defense ranks in the top 20 in shutout percentage (t1st - 0.739), goals against average (8th - 0.585) and save percentage (t19th - 0.851).
- After giving up two goals in the first six minutes and 32 seconds of the season opener at Minnesota, the Seminoles allowed just one goal in 13 matches spanning 1258 minutes and 30 seconds before giving up three goals in a 3-2 loss at Boston College.
- Florida State's consecutive shutout minute streak came to an end at Boston College in the 41st minute as the Eagles scored with 4:30 left in the first half. The consecutive shutout minutes streak came to a close at 9:34:09 - the longest streak in school history surpassing the previous mark of 7:99:29 set in 2003.
- The goal against the Eagles marked the first goal FSU allowed in the ACC in 2012 & first since a 2-1 victory over Cal State Fullerton on Sept. 7.
- The goal also brought to a close Kelsey Wys' consecutive minute shutout streak at 7:88:48 - the longest in school history and 18th longest streak in NCAA history.
- FSU has registered a school record 17 shutouts on the year - eclipsing the previous record of 14 set in 2006 and then matched in 2008.
- FSU's streak of nine straight shutouts is tied for the 13th longest streak in NCAA history. The shutouts came against Arkansas, No. 2 Duke, No. 14 Wake Forest, Jackson State, No. 9 North Carolina, NC State, Clemson, No. 19 Virginia Tech and No. 13 Virginia.
- The national record for consecutive shutouts is 16 set by Santa Clara in 1998. The 2012 FSU squad became the seventh ACC team to register a consecutive shutout streak of nine games or more all-time.
 - **13** - North Carolina (9/24/89 - 10/28/89)
 - **12** - North Carolina (9/6/87 - 10/12/87); NC State (1984 - 1984)
 - **10** - North Carolina (1986 - 1986)
 - **9** - Florida State (9/9/12 - 10/14/12); North Carolina (10/18/87 - 12/22/87; 10/6/84 - 10/14/84)

RECORD WHEN FSU...

	ALL-TIME	KRIKORIAN	2012
record.....	257-128-30	146-38-14	20-3-0
plays at home.....	148-39-8	86-8-3	14-0-0
plays away from home.....	109-89-22	60-30-11	6-3-0
plays during the day.....	133-58-11	79-12-6	9-1-0
plays at night.....	132-68-14	67-26-8	11-2-0
plays in Florida.....	183-46-9	98-13-4	15-1-0
plays outside of FL.....	85-78-13	47-25-10	5-2-0
scores one goal.....	54-43-8	31-13-4	10-0-0
scores two goals.....	57-20-4	36-4-1	2-2-0
scores 3+ goals.....	148-4-2	79-1-2	8-0-0
shuts out its opponent.....	146-0-9	96-0-7	17-0-0
allows one goal.....	85-10-8	36-7-4	1-1-0
allows two goals.....	33-48-5	14-16-1	2-0-0
allows 3+ goals.....	4-62-2	0-14-2	0-2-0
goes to overtime.....	24-13-22	13-6-14	2-0-0
is in a one goal game.....	100-42-0	52-18-0	12-2-0
is leading at the half.....	159-9-7	93-4-4	14-0-0
is tied at the half.....	85-31-19	45-8-8	5-2-0
is trailing at the half.....	14-85-3	7-24-2	1-1-0
scores first.....	222-30-11	129-9-4	18-1-0
opponent scores first.....	36-105-7	20-29-3	2-2-0
takes more shots.....	206-29-20	123-12-7	17-1-0
takes fewer shots.....	43-91-16	20-23-7	3-2-0
takes more corners.....	192-25-19	107-8-6	15-1-0
plays in August.....	26-6-1	18-1-0	3-0-0
plays in September.....	96-46-8	47-14-3	8-0-0
plays in October.....	84-42-12	41-9-7	5-2-0
plays in November.....	51-23-8	38-9-4	4-1-0
plays in December.....	1-5-0	1-4-0	0-0-0
plays ranked opponents.....	86-97-13	62-32-8	11-2-0
plays an ACC road game.....	29-38-10	22-13-5	3-2-0
plays an ACC home game.....	46-25-4	32-5-3	5-0-0
as the No. 1 team.....	19-3-0	19-3-0	14-2-0

NCAA LEADERS - 2012

INDIVIDUAL RANKINGS

Points Per Game	Leader - 2.56
28) Tiffany McCarty.....	1.61
Goals Per Game	Leader - 1.167
23) Tiffany McCarty.....	0.696
Total Goals	Leader - 21
t11) Tiffany McCarty.....	16
Total Assists	Leader - 15
t20) Jessica Price.....	10
Total Points	Leader - 51
t17) Tiffany McCarty.....	37
Game-Winning Goals	Leader - 9
t16) Dagny Brynjarsdottir.....	5
t16) Tiffany McCarty.....	5
Goals Against Average	Leader - 0.291
23) Kelsey Wys.....	0.634
TEAM RANKINGS	
Scoring Offense	Leader - 2.92
14) Florida State.....	2.35
Goals Against Average	Leader - 0.508
8) Florida State.....	0.560
Shutout Percentage	Leader - 0.739
t1) Florida State.....	0.739
Save Percentage	Leader - 0.888
t19) Florida State.....	0.851

ACC LEADERS - 2012

INDIVIDUAL RANKINGS

Points Per Game	Leader - 2.10
5) Tiffany McCarty.....	1.61
6) Dagny Brynjarsdottir.....	1.59
Goals Per Game	Leader - 0.83
4) Tiffany McCarty.....	0.70
9) Dagny Brynjarsdottir.....	0.53
Assists Per Game	Leader - 0.65
3) Dagny Brynjarsdottir.....	0.53
8) Jessica Price.....	0.43
Game-Winning Goals	Leader - 6
t2) Dagny Brynjarsdottir.....	5
t2) Tiffany McCarty.....	5
Goals Against Average	Leader - 0.63
1) Kelsey Wys.....	0.63
Save Percentage	Leader - 0.841
1) Kelsey Wys.....	0.841
Saves Per Game	Leader - 5.65
5) Kelsey Wys.....	3.14
Shutouts Per Game	Leader - 0.47
2) Kelsey Wys.....	0.45

TEAM RANKINGS

Shots Per Game	Leader - 19.57
5) Florida State.....	16.52
Points Per Game	Leader - 9.00
4) Florida State.....	7.39
Goals Per Game	Leader - 2.83
4) Florida State.....	2.35
Assists Per Game	Leader - 3.35
3) Florida State.....	2.70
Goals Allowed	Leader - 13
1) Florida State.....	13
Goals Against Average	Leader - 0.56
1) Florida State.....	0.56
Shutouts	Leader - 17
1) Florida State.....	17



THE KRIKORIAN

FILE

Mark Krikorian
Head Coach

Eighth Season at FSU
146-38-14 (.773)
19th Collegiate Season
314-87-20 (.770)
St. Anselm College '83

- Florida State head coach Mark Krikorian took over the Seminole women's soccer program in 2005 and has proven to the nation that FSU soccer will be a national title contender on an annual basis.
- In his first eight seasons in Tallahassee, Krikorian has led FSU to five College Cup appearances, including a string of three straight (2005-07) and then back-to-back appearances in 2011 & 2012, the school's first appearance in a national championship game in 2007 and first ACC title in 2011.
- Under Krikorian, Florida State is the only school in the country that has finished ranked in the top 10 of the final NSCAA poll over the last seven years.
- He has registered at least 16 wins in each of his first eight seasons while finishing no lower than second place a total of seven times in the ACC.
- In 2009, Krikorian led the Seminoles to a share of the ACC regular season title and the No. 1 seed in the ACC Tournament for the first time in school history after wrapping up the regular season with a 7-2-1 league mark. FSU won the outright ACC regular season title in 2012 with an 8-2-0 mark.
- In 2011, Krikorian and the Seminoles captured their first ACC Championship in school history defeating Wake Forest 3-1 in penalty kicks.
- Krikorian became FSU's all-time winningest coach on September 24, 2009 as he guided the Seminoles to a 2-1 victory over Maryland for win No. 81 at Florida State.
- Win No. 100 at FSU came in dramatic fashion as the Seminoles defeated Wake Forest 1-0 in overtime on September 30, 2010.
- Recorded career college win No. 300 with a 1-0 win at Arkansas becoming the 25th coach across all NCAA divisions to reach that milestone.

KRIKORIAN YEAR-BY-YEAR

1990	Franklin Pierce	10-6-2
1991	Franklin Pierce	8-9-1
1992	Franklin Pierce	20-1-0
1993	Franklin Pierce	16-3-0
1994	Franklin Pierce*	19-0-0
1995	Franklin Pierce*	20-0-0
		93-19-3 (.809)
1996	Hartford	4-14-0
1997	Hartford	19-2-1
1998	Hartford	17-5-0
1999	Hartford	18-5-2
2000	Hartford	17-4-0
		75-30-3 (.708)
2001	Philadelphia Charge	11-5-6
2002	Philadelphia Charge	11-3-8
2003	Philadelphia Charge	5-11-5
		27-19-19 (.546)
2005	Florida State	20-4-1
2006	Florida State	18-4-4
2007	Florida State	18-6-3
2008	Florida State	17-3-3
2009	Florida State	19-5-1
2010	Florida State	16-6-1
2011	Florida State	18-7-1
2012	Florida State	20-3-0
		146-38-14 (.773)

CAREER RECORD 341-106-39 (.742)

CAREER COLLEGIATE RECORD 314-87-20 (.770)

* = National Champions

HOME SWEET HOME

- Florida State finished 2012 with a perfect 14-0-0 record at home marking just the second time the Seminoles have put together an undefeated season at home and first since 2001 (8-0-0).
- With the win over Notre Dame in the NCAA Quarterfinals, FSU tied the school record for the longest home win streak at 18, a streak that dates back to the 2011 season.
- Since the Seminole Soccer Complex opened in 1999, FSU has posted a home record of 134-24-6 (.835). The Noles have not lost more than two games at home in a single-season since 2004.
- The Garnet & Gold have been even more impressive at home under the watchful eye of head coach Mark Krikorian posting a record of 86-8-3 (.902).

STREAKS OF NOTE (*denotes active streak)

- Florida State has set or tied the following records in 2012:
 - 18*** - Consecutive home victories dating back to 2011 - tied the school record set previously in 2008-09.
 - 14** - School record for win streak - previous record of 9 set in 2005.
 - 14** - School record for win streak to start a season & unbeaten streak to start a season - previous record of 7 set in 2005.
 - 14** - School record for all-time unbeaten streak - previous record of 13 set in 2008.
 - 10** - School record for ACC win streak dating back to 2011 - previous record of 7 set in 2005 and matched in 2008.
 - 10** - ACC unbeaten streak dating back to 2011 - second all-time; school record is 12 set in 2008-09.
 - 9** - School record for consecutive team shutouts - previous record of 6 set in 2003.
 - 8** - School record for consecutive ACC shutouts - previous record of 4 set in 2003 and matched in 2008.
 - 5** - Tied school record for consecutive road victories - record set in 1996 and matched in 2005.
 - 5** - Road unbeaten streak - tied for fourth all-time; school record is 12 set in 2008.
 - 934:09** - School record for consecutive shutout minutes - previous record of 799:29 set in 2003.

THE LAST TIME FSU...

won an ACC road game.....	at Maryland 1-0.....	10/21/2012
won an ACC home game.....	Virginia 1-0 (OT).....	10/14/2012
won an ACC Tourney game.....	Boston College 4-0.....	10/28/2012
won an NCAA Tourney game.....	Notre Dame 1-0.....	11/23/2012
won NCAA Tourney road game.....	vs. Louisville 2-0 (Memphis, TN).....	11/20/2011
hosted an NCAA Tourney game.....	Notre Dame 1-0.....	11/23/2012
scored 4+ goals.....	NCAA - Texas A&M 4-0.....	11/18/2012
scored three goals.....	NCAA - Texas Tech 3-2 (2OT).....	11/16/2012
scored two goals.....	ACC - vs. Virginia 2-4.....	11/2/2012
scored one goal.....	NCAA - Notre Dame 1-0.....	11/23/2012
took 40 or more shots.....	Jacksonville 3-0.....	10/24/2006
recorded a shutout.....	NCAA - Notre Dame 1-0.....	11/23/2012
was shutout.....	at Miami 0-1.....	10/25/2012
allowed one goal.....	at Miami 0-1.....	10/25/2012
allowed two goals.....	NCAA - Texas Tech 3-2 (2OT).....	11/16/2012
allowed three goals.....	at Boston College 2-3.....	10/18/2012
allowed four or more goals.....	ACC - vs. Virginia 2-4.....	11/2/2012
lost a home game.....	Maryland 0-3.....	10/13/2011
lost a non-conference home game (rs).....	Florida 1-2.....	9/10/2010
lost a non-conference game (rs).....	at Portland 1-2.....	8/21/2011
went to overtime.....	NCAA - Texas Tech 3-2 (2OT).....	11/16/2012
lost an overtime game.....	at Virginia 3-4 (OT).....	10/8/2011
staged a comeback win.....	NCAA - Texas Tech 3-2 (2OT, down 1-0).....	11/16/2012
lost a game FSU led at half.....	at Auburn 2-3 (OT).....	9/3/2010
lost a day game.....	ACC - vs. Virginia 2-4.....	11/2/2012
scored a golden goal.....	NCAA - Texas Tech 3-2 (2OT - McCarty).....	11/16/2012
beat a ranked opponent.....	NCAA - #23 Notre Dame 1-0.....	11/23/2012
had a player record a hat trick.....	at Clemson (McCarty).....	9/22/2011
defeated a No. 1 team.....	Portland 2-1.....	8/27/2006
beat a defending Nat'l Champ.....	North Carolina 3-2 (2OT).....	10/22/2009
was ranked No.1.....	(nine weeks) start: 8/28/2012 - through: 10/23/2012	

GOALS & ASSISTS

at MINNESOTA (W, 3-2)

1-2	13:13	Brynjarsdottir (McCarty)
2-2	61:22	Kervroedan (Grubka)
3-2	86:08	Jaurena (Price)

at #16/14 MARQUETTE (cancelled)

at #9/10 UCF (W, 1-0)

1-0	25:22	Brynjarsdottir (Price)
-----	-------	------------------------

#22/13 FLORIDA (W, 1-0)

1-0	9:23	Grubka (Price)
-----	------	----------------

COLLEGE OF CHARLESTON (W, 4-0)

1-0	41:58	Grubka (Brockway)
2-0	55:29	McCarty (Brynjarsdottir)
3-0	56:46	McCarty (Fields)
4-0	83:07	Hahn (Kervroedan)

CAL STATE FULLERTON (W, 2-1)

1-0	2:55	Price (Brynjarsdottir/Fields)
2-1	23:16	Kervroedan (Brynjarsdottir/McCarty)

at ARKANSAS (W, 1-0)

1-0	16:11	McCarty (Fields)
-----	-------	------------------

#2/2 DUKE (W, 1-0)

1-0	23:28	Fields (Pickett)
-----	-------	------------------

#14/15 WAKE FOREST (W, 1-0)

1-0	22:35	Brockway (Price)
-----	-------	------------------

JACKSON STATE (W, 5-0)

1-0	10:42	McCarty (Hampton)
2-0	17:15	Kallman (Grubka/Price)
3-0	36:33	Grubka (Bakowska-Mathews)
4-0	37:28	Grubka (Bakowska-Mathews)
5-0	80:55	Pickett (Bakowska-Mathews/Hart)

#13/9 at NORTH CAROLINA (W, 1-0)

1-0	60:54	Brynjarsdottir (McCarty/Fields)
-----	-------	---------------------------------

at NC STATE (W, 2-0)

1-0	14:59	Brynjarsdottir (Fields/Short)
2-0	48:06	McCarty (Fields)

CLEMSON (W, 7-0)

1-0	9:20	Jaurena (Schmid/Hampton)
2-0	16:19	Hampton (Price)
3-0	17:16	Brynjarsdottir (Jaurena)
4-0	21:19	McCarty (Brynjarsdottir)
5-0	48:14	Kallman (Pickett/Brockway)
6-0	60:36	Pickett (Kervroedan)
7-0	85:07	Hart (Hogg)

#19/25 VIRGINIA TECH (W, 1-0)

1-0	26:18	Murakami (Fields)
-----	-------	-------------------

#13/9 VIRGINIA (W, 1-0, ot)

1-0	95:02	Jaurena (penalty kick)
-----	-------	------------------------

#24/- at BOSTON COLLEGE (L, 2-3)

1-0	36:48	Grubka (Pickett)
2-3	82:11	Price (unassisted)

#7/5 at MARYLAND (W, 1-0)

1-0	85:47	McCarty (Jaurena)
-----	-------	-------------------

at MIAMI (L, 0-1)

None

#21/22 BOSTON COLLEGE - ACC (W, 4-0)

1-0	1:05	Brynjarsdottir (Grubka)
2-0	5:00	McCarty (Brynjarsdottir/Wys)
3-0	53:49	Brockway (unassisted)
4-0	70:18	McCarty (Brynjarsdottir/Price)

THE PRICE IS RIGHT

- Senior Jessica Price will leave Florida State as the school's all-time assist leader as she enters the College Cup semifinal match against Penn State with 35 career assists and 12 career game-winning assists.
- In the NCAA Quarterfinal victory over Notre Dame, Price and Dagny Brynjarsdottir assisted on the game-winning goal scored by Tiffany McCarty in the 53rd minute. It marked her seventh game-winning assist of the season and fifth of her career in the NCAA Tournament.
- The assist against the Irish pushed Price into double figures for the season. She became the first Seminole to register double-digit assists over two different seasons. Price had 10 assists in 2009.
- Price's game-winning assist against Texas A&M in the third round of the NCAA Tournament gave the Libertyville, Ill., native the single-season school record in that category - surpassing the previous record of five held by Becky Edwards (2006) and Amber Tollefson (2002) - and school record for most career game-winning assists.
- Price has led the team in assists twice over her career - 2009 (10) & 2011 (9) - and is the current leader with 10 assists in 2012.
- All-time double-digit assist leaders at FSU include: Mami Yamaguchi - 18 (2007); Amber Tollefson - 11, (2003); Maren Vik Edvardson - 10 (2001); **Jessica Price - 10 (2009 & 2012)**; Katrin Schmidt - 10 (2007); Julia Schnugg - 10 (2003).
- The redshirt senior became the all-time assists leader at Florida State when she found Dria Hampton for a goal in the first half against Clemson on October 4.
- The assist for Price was the 31st of her career moving her to the top of the list ahead of previous record holder Mami Yamaguchi (30).
- Price sits second all-time with nine career assists in ACC play two off the school record held by Tiffany McCarty and Casey Short.

DOUBLE-DIGIT SCORING

- Dagny Brynjarsdottir has had a breakout sophomore season posting single-season career-highs in every offensive category including goals (9), assists (9), points (27), shots (40), game-winning goals (5) and game-winning assists (2).
- The Icelandic native needs just one goal and one assist to become just the third Seminole in school history to record double-digit goals and assists in a single-season.
- MAC Hermann Trophy winner and consensus All-American Mami Yamaguchi was the first to perform the feat as she tallied 24 goals and 18 assists - both single-season school records at FSU in 2007.
- Jessica Price joined the elite group in 2009 as she finished her sophomore season with 16 goals and 10 assists.

SENIOR CLASS NOTABLES

- This year's senior class which includes seven seniors (three redshirts and two transfers) has made five consecutive NCAA Tournament appearances including five trips to the Elite Eight and two College Cup appearances (2011 & 2012). They have played in two ACC Championship games in 2009 and 2011 - earning the school's first ACC regular season title in 2009 and winning the school's first league title in 2011. They added to those accolades in 2012 by becoming the first team to win the ACC regular season title outright. This group has compiled an NCAA Tournament record of 17-4 since 2008.
- This year's senior class has also posted a career record to date of 90-24-6, good for an overall winning percentage of .775.
- With an 8-2-0 record in the ACC this year, the 2012 senior class extended the streak of posting a .500 record or better in league play to 12 straight years. Since 2008, this senior class has gone 35-12-3 in the ACC (.730 winning percentage).

WYS RACKING UP KEEPER RECORDS

- Redshirt junior Kelsey Wys was the goalkeeper of record in Florida State's 7-0 victory over Clemson on October 4 to become FSU's all-time wins leader in ACC games notching her 16th career victory.
- The win moved Wys ahead of Ali Mims, who held the previous record of 15, set over four years (01, 04-06).
- Wys played the whole first half between the posts against the Tigers leaving the game with FSU up 4-0.
- Wys later became FSU's all-time leader in wins (47) and starts (62) following the Seminoles' 4-0 victory over Boston College in the ACC Quarterfinals on October 28. Wys surpassed Ali Mims (2001, 04-06) in both categories.
- The Coral Springs, Fla., native also holds the school records for wins (11), shutouts (6) and saves (45) by a goalkeeper in NCAA Tournament play.
- Four games into the NCAA Tournament, Wys has 51 wins, 67 starts and 30.0 shutouts.

THAT WAS CLOSE

- Florida State has had a great deal of success in one-goal games this year posting a record of 12-2-0.
- Eleven of those 14 games have been a result of a 1-0 decision with the Seminoles winning 10 of those matches.
- It marks the most 1-0 victories for the Seminoles in a single-season since posting six in 2004.
- FSU has tallied 51 all-time victories by a 1-0 score in its 18-year history.

WEST COAST SUCCESS

- Friday's College Cup semifinal against Penn State in San Diego will mark the 12th match Florida State will play out on the west coast.
- FSU is 8-3-0 all-time with their last trip coming in 2011 when the Seminoles visited Oregon State (W, 1-0) and Portland (L, 1-2).
- Florida State has posted victories over Cal State Northridge (2007-W, 6-1 in Portland); Gonzaga (2010-W, 2-0 in Pullman); Loyola Marymount (2005-W, 2-1 ot); Oregon (2000-W, 1-0); Oregon State (2000-W, 2-1 & 2011-W, 1-0); Southern California (2005-W, 4-0); Washington State (2010-W, 1-0).
- The three losses have come to Portland twice (2007-L, 1-2 ot & 2011-L, 1-2) and Stanford (2010-L, 0-5).
- The only NCAA Tournament game the Seminoles have played out on the west coast came against the Cardinal in 2010 in the quarterfinals.

THE NEW NO. 1

- For the first time in six years, the Florida State Women's Soccer team was back on top. The Seminoles took over the top spot in the NSCAA/Continental Tire Top 25 poll released Tuesday, August 28. FSU reign atop the NSCAA poll came to a close after week 9 (Oct. 16).
- After receiving 24 of a possible 33 first place votes to claim the No. 1 ranking in the NSCAA poll for the first time in school history, the 'Noles grabbed 32 of 33 votes in weeks three and four and then received all 33 votes in weeks five, six, seven, eight and nine to maintain the top spot in the poll.
- FSU's eight-week run at No. 1 in the NSCAA top 25 poll marked the longest run as the top-ranked team in the land in school history.
- The Seminoles were ranked No. 1 by Soccer America for seven straight weeks.
- The last time Florida State was ranked No. 1 was in 2006 by Soccer America as they held the ranking for four consecutive weeks (8/27/06 - 9/18/06).
- The previous high ranking for FSU in the NSCAA poll was No. 2 in the final poll of the 2007 season.
- FSU has posted an all-time record of 19-3-0 when ranked No. 1, including a mark of 14-2-0 in 2012.

ATTENDANCE MARK

- The 2012 home schedule got off to a great start as 2,243 fans were on hand to witness top-ranked Florida State's 1-0 shutout victory over No. 22 Florida on Friday, August 29.
- Two weeks later, a capacity crowd of 2,300 packed the Soccer Complex to watch No. 1 FSU defeat No. 2 Duke, 1-0. It marked the largest home crowd to watch an ACC foe in school history.
- A crowd of 2,019 was on hand to witness FSU secure a sixth trip to the College Cup as the Seminoles defeated Notre Dame 1-0. It marked the largest crowd to watch an NCAA Tournament game inside the Seminole Soccer Complex.
- The attendance at the Duke, Florida and Notre Dame games are the second, third and fourth largest crowds, respectively, in school history.
- FSU finished the year averaging 1,221 fans in 14 home contests - the second largest average attendance in school history. The school record average of 1,338 was set in 2006.

THREE ASSIST GAME

- Sophomore Marta Bakowska-Mathews etched her name in the Seminole record books with her three assist performance against Jackson State on September 21.
- The Kent, England native tallied assists on the final three goals against the Lady Tigers to tie a single-game school record for assists in a game. She becomes the fourth player to perform the feat joining Erin Grimsley (1996 vs. JU), Mami Yamaguchi (2007 vs. Kennesaw St) and Jessica Price (2010 vs. USA).

KRIKORIAN REACHES NO. 300

- Florida State head coach Mark Krikorian is entering his 19th season as a college coach and eighth season at the helm of the Florida State soccer program in 2012.
- With a 1-0 victory at Arkansas, Krikorian reached a historic milestone earning his 300th career win at the college level. He currently sits with a career college record of 314-87-20 (.770).
- Krikorian became the 25th coach to reach 300 career wins across all divisions at an NCAA school and the 12th coach at an NCAA Division I school to reach the milestone.

GOALS & ASSISTS

...cont

#7/8 vs. VIRGINIA - ACC (L, 2-4)

1-2	11:21	Brynjarsdottir (McCarthy/Grubka)
2-2	62:59	McCarthy (Short)

MISSISSIPPI VALLEY STATE - NCAA (W, 6-0)

1-0	9:05	Brynjarsdottir (Grubka/Price)
2-0	13:04	Jaurena (Short)
3-0	22:11	McCarthy (Fields)
4-0	59:27	Fields (unassisted)
5-0	69:01	McCarthy (unassisted)
6-0	79:25	Bakowska-Mathews (Pickett)

TEXAS TECH - NCAA (W, 3-2 2ot)

1-1	39:15	Bakowska-Mathews (unassisted)
2-1	65:05	McCarthy (Brynjarsdottir)
3-2	103:57	McCarthy (Short)

#15/17 TEXAS A&M - NCAA (W, 4-0)

1-0	16:15	Schmid (Price)
2-0	21:45	Brynjarsdottir (McCarthy/Jaurena)
3-0	70:49	McCarthy (Brynjarsdottir)
4-0	75:48	Fields (Pickett)

#-/23 NOTRE DAME - NCAA (W, 1-0)

1-0	52:03	McCarthy (Brynjarsdottir/Price)
------------	--------------	--

#5/6 vs. PENN STATE - NCAA

bold denotes game-winner

PLAYER CAREER-HIGHS

#1 Taylor Vancil

Minutes: 92:57.....at Virginia, 10/8/11
Saves: 6.....at Virginia, 10/8/11
Fewest Goals Allowed: 0 (12 Times).....Last: Texas A&M, 11/18/12
Goals Allowed: 4.....at Virginia, 10/8/11

#2 Ines Jaurena

Points: 3.....Clemson, 10/4/12
Goals: 1 (12 Times).....Last: MVSU, 11/9/12
Assists: 1 (13 Times).....Last: Texas A&M, 11/18/12
Shots: 4.....at Maryland, 10/21/12
SOG: 3 (Twice).....Last: at Maryland, 10/21/12

#3 Casey Short

Points: 4 (Three Times).....Last: M. Tenn. St., 11/12/10
Goals: 2 (Three Times).....Last: M. Tenn. St., 11/12/10
Assists: 1 (18 Times).....Last: Texas Tech, 11/16/12
Shots: 6.....at NC State, 10/17/10
SOG: 3 (Five Times).....Last: at Boston College, 10/31/10

#4 Jamia Fields

Points: 3 (Twice).....Last: MVSU, 11/9/12
Goals: 1 (Five Times).....Last: Texas A&M, 11/18/12
Assists: 2 (Twice).....at NC State, 9/30/12
Shots: 5 (Twice).....Last: at Minnesota, 8/17/12
SOG: 3.....at Minnesota, 8/17/12

#6 Jessica Price

Points: 5 (Twice).....Last: Washington State, 9/6/09
Goals: 2 (Four Times).....Last: SE Louisiana, 11/13/09
Assists: 3.....South Alabama, 8/28/09
Shots: 6.....at Penn State, 8/29/08
SOG: 4.....Washington State, 9/6/09

#7 Dagny Brynjarsdottir

Points: 4.....Boston College, 10/28/12
Goals: 1 (14 Times).....Last: Texas A&M, 11/18/12
Assists: 2 (Twice).....Last: Boston College, 10/28/12
Shots: 9.....Mississippi Valley State, 11/9/12
SOG: 5.....Mississippi Valley State, 11/9/12

#8 Michaela Hahn

Points: 2.....College of Charleston, 9/2/12
Goals: 1.....College of Charleston, 9/2/12
Assists:
Shots: 5.....Jackson State, 9/21/12
SOG: 2 (Twice).....Last: Texas Tech, 11/16/12

#9 Kassey Kallman

Points: 2 (Eight Times).....Last: Clemson, 10/4/12
Goals: 1 (Eight Times).....Last: Clemson, 10/4/12
Assists: 1 (Six Times).....Last: Virginia, 11/25/11
Shots: 4.....Mississippi Valley State, 11/9/12
SOG: 2 (Three Times).....Last: MVSU, 11/9/12

#11 Isabella Schmid

Points: 2.....Texas A&M, 11/18/12
Goals: 1.....Texas A&M, 11/18/12
Assists: 1.....Clemson, 10/4/12
Shots: 3 (Twice).....at Arkansas, 9/9/12
SOG: 1 (Seven Times).....Last: Notre Dame, 11/23/12

#12 Dria Hampton

Points: 3.....Clemson, 10/4/12
Goals: 1.....Clemson, 10/4/12
Assists: 1 (Twice).....Last: Clemson, 10/4/12
Shots: 1 (Three Times).....Last: Clemson, 10/4/12
SOG: 1.....Clemson, 10/4/12

#13 Kristin Grubka

Points: 5.....Jackson State, 9/21/12
Goals: 2.....Jackson State, 9/21/12
Assists: 2.....at Clemson, 9/22/11
Shots: 4 (Twice).....Last: vs. Portland, 11/18/11
SOG: 2 (Three Times).....Last: Jackson State, 9/21/12

FSU VS. ACC

- FSU owns an all-time ACC record of 75-63-14 now in its 18th season of playing collegiate soccer.
- The Seminoles are 54-18-8 in league play under head coach Mark Krikorian as more than half of FSU's all-time wins in the ACC has come with Krikorian at the helm.
- Under Krikorian, FSU is 32-5-3 against league opponents at home and 22-13-5 on the road.
- FSU has finished no lower than second place (including ties) in the ACC seven times (2005-10, 2012) over the last eight years.

NO. 1 VS. NO. 2

- Florida State began ACC play as the consensus No. 1 team in the nation for the first time in school history.
- A first occurred for the Seminoles on Thursday, September 13 as the first No. 1 vs. No. 2 showdown took place inside the Seminole Soccer Complex as the top-ranked Seminoles hosted No. 2 Duke.
- The last time FSU took a No. 1 ranking into a match against a top-5 opponent was in 2006 when the Seminoles traveled to face No. 4 North Carolina. UNC broke a 1-1 tie on a goal by Heather O'Reilly in the 84th minute for a 2-1 victory over FSU. It marked the only loss for the Seminoles when ranked No. 1.
- Prior to the win over No. 2 Duke, the last victory for FSU against a team ranked in the top 5 was in the 2011 ACC Tournament semifinals as the Seminoles erased a one-goal deficit to beat No. 5 Virginia 2-1.
- The last time FSU defeated a No. 2 ranked team was in 2009 against North Carolina when Ella Stephan scored a golden goal on a header off a corner with 12 seconds left in double OT to give FSU a 3-2 win.
- FSU survived its first ACC road test as the No. 1 team in the nation defeating No. 9 North Carolina and NC State by a combined score of 3-0.

SUNSHINE STATE SUCCESS

- In 18 seasons, FSU has faced 11 schools from the Sunshine State compiling a record of 73-18-2 (.796)
- FSU has posted a +.500 winning percentage over 10 of those 11 schools, while never dropping a match to seven of those schools.
- Florida State faced three schools from the state of Florida in 2012 going 2-1-0 posting victories over UCF (1-0) and Florida (1-0), while dropping a 1-0 decision at Miami.
- Here is a look at FSU's success against other schools from the Sunshine State:
 - 1) Florida Atlantic..... 1.000 (3-0-0)
 - 7) USF 0.944 (8-0-1)
 - Florida Gulf Coast 1.000 (1-0-0)
 - 8) Jacksonville..... 0.929 (13-1-0)
 - Florida International..... 1.000 (6-0-0)
 - 9) Miami 0.800 (12-3-0)
 - North Florida 1.000 (3-0-0)
 - 10) UCF 0.731 (9-3-1)
 - Stetson 1.000 (7-0-0)
 - 11) Florida 0.450 (9-11-0)
 - West Florida 1.000 (2-0-0)

NO SHOTS FOR YOU

- For just the fourth time in school history, Florida State held an opponent without a shot in a game as the Seminoles outshot Jackson State on September 21, 35-0.
- The last time FSU did not allow a shot was 2010 when the Seminoles outshot Stetson 22-0 inside the Seminole Soccer Complex.
- FSU has held an opponent to just one shot twice this season in wins over Clemson and in the first round of the NCAA Tournament against Mississippi Valley State. The Seminole defense has held an opponent under 10 shots a game 14 times this year.

NORTH CAROLINA RECAP

- Florida State's 1-0 victory over North Carolina marked the fourth time the Seminoles defeated the Tar Heels in school history and the first time the win occurred in regulation as the three previous victories all came in double overtime.
- FSU registered its first ever two-game win streak in the series and have now won three of the last six meetings against UNC.
- With the win, the Seminoles became just the second team since 1981 to hand the Tar Heels back-to-back losses at home. Notre Dame is the only other school to perform the feat during that span defeating UNC in Chapel Hill on three straight trips in 2007, 2008 and 2010.

NICE TO MEET YOU

- The 2012 season opener at Minnesota marked the first meeting between both schools.
- The Seminoles have faced five first time opponents in 2012 (winning all five) including Minnesota (Aug. 17), College of Charleston (Sept. 2), Cal State Fullerton (Sept. 7), Jackson State (Sept. 21) and Texas Tech (Nov. 16).

- FSU has fared well when facing a team for the first time posting an all-time record of 56-28-4.
- With victories over Minnesota, College of Charleston, Cal State Fullerton, Jackson State and Texas Tech this year, the Garnet & Gold have now won 19 of their last 21 games (19-1-1) against first time opponents with their last loss coming at Stanford in the quarterfinals of the NCAA Tournament in 2010.
- FSU is 23-3-1 against first time opponents under head coach Mark Krikorian.

BRYNJARSDOTTIR EARNS HONOR

- Dagny Brynjarsdottir was named the ACC Player of the Week after scoring both game-winning goals in leading FSU to victories at North Carolina and NC State.
- The weekly honor from the ACC was the first of her career.
- She was also honored as the Player of the Week by Soccer America.
- The Icelandic native scored the lone goal of the match in the 61st minute against UNC to give FSU its second straight victory in Chapel Hill and the second win in a row over the Tar Heels.
- On Sunday against NC State, Brynjarsdottir broke a scoreless tie with the game's first goal in the 15th minute of a 2-0 victory over the Wolfpack.

DEFENSE RECOGNIZED

- After posting back-to-back 1-0 shutouts against No. 2 Duke and No. 14 Wake Forest in the opening week of ACC play, it is hard to single out the performance of just one individual.
- So you do what TopDrawerSoccer.com did as the national soccer website recognized the entire Florida State backline for their dominating performance on this week's Team of the Week.
- The backline combination of Ines Jaurena, Tiana Brockway, Kristin Grubka, Kassey Kallman and Casey Short helped Florida State post its fifth and sixth shutouts of the season, while extending its streak of not allowing a goal to over 348 minutes of action.

GRUBKA HONORED NATIONALLY

- Kristin Grubka was named national player of the week by TopDrawerSoccer.com and the NSCAA, while earning ACC player of the week honors after scoring both game-winners in wins over No. 22 Florida and the College of Charleston.
- The sophomore defender was also instrumental in leading the Seminoles to back-to-back shutouts as she played all 90 minutes in the backline in each match.
- It marked the first time Grubka was honored nationally and by the ACC.

TWO-TIME ACC POW

- Kelsey Wys is the first repeat winner of the ACC Player of the Week award in 2012. The junior goalkeeper was named ACC women's soccer Player of the Week on August 27 and then again on Sept. 18.
- For her first award, Wys made four saves in 90 minutes against the Knights for her first shutout of the season and 21st of her career. She made two saves in each half, while her final two came in the last eight minutes of the match.
- UCF tried to equalize in the 82nd on a long range shot, but the Coral Springs, Fla., native made an outstanding save tipping the ball over the crossbar and out of play. The second shot for the Knights came two minutes later off a corner kick but Wys was there for the save.
- Wys' second award came after FSU posted back-to-back 1-0 shutouts over No. 2 Duke and No. 14 Wake Forest. She played all 180 minutes between the posts and totaled eight saves.
- The ACC POW's are the first of career.

COME-FROM-BEHIND WIN

- Florida State found themselves in unfamiliar territory to open the 2012 campaign as the Seminoles trailed by two goals after the first seven minutes of action at Minnesota.
- The Seminoles answered the call scoring three unanswered goals including two in the second half to register their largest come-from-behind victory since November 2, 2008, when FSU battled from two down at NC State en route to a 5-2 victory over the Wolfpack.
- Ines Jaurena completed the comeback scoring in the 87th minute, for the eventual game-winner, to give the Seminoles their first lead of the match.
- FSU once again worked from behind in the second round of the NCAA Tournament erasing an early one-goal deficit to defeat Texas Tech, 3-2, in double overtime.
- It marked the Seminoles' second come-from-behind victory in 2012, while FSU improved to 2-2 when the opposing team scores first.
- The Seminoles registered just one win last year when trailing at the half (1-6-0) and when the opponent scored first (1-6-1).

PLAYER CAREER-HIGHS

#14 Tiffany McCarty

Points: 6 (Twice).....Last: at Clemson, 9/22/11
 Goals: 3.....at Clemson, 9/22/11
 Assists: 2 (Twice).....at Clemson, 10/15/09
 Shots: 8.....Virginia Tech, 9/28/08
 SOG: 5.....Samford, 11/11/11

#15 Tiana Brockway

Points: 2 (Twice).....Last: Samford, 11/11/11
 Goals: 1 (Four Times)....Last: Boston College, 10/28/12
 Assists: 1 (11 Times).....Last: Clemson, 10/4/12
 Shots: 3 (Four Times)..Last: at Boston College, 10/18/12
 SOG: 2 (Twice).....Last: Boston College, 10/28/12

#16 Carson Pickett

Points: 3.....Clemson, 10/4/12
 Goals: 1 (Twice).....Last: Clemson, 10/4/12
 Assists: 1 (Five Times)....Last: Texas A&M, 11/18/12
 Shots: 4 (Three Times)...Last: Virginia Tech, 10/11/12
 SOG: 2 (Twice).....Last: Jackson State, 9/21/12

#17 Kahlia Hogg

Points: 1.....Clemson, 10/4/12
 Goals:
 Assists: 1.....Clemson, 10/4/12
 Shots: 3.....Col. of Charleston, 9/2/12
 SOG: 1.....Jackson State, 9/21/12

#18 Hikaru Murakami

Points: 2.....Virginia Tech, 10/11/12
 Goals: 1.....Virginia Tech, 10/11/12
 Assists: 1 (Twice).....Last: at Virginia, 10/8/11
 Shots: 3 (Twice).....Last: MVSU, 11/9/12
 SOG: 2 (Twice).....Last: MVSU, 11/9/12

#19 Kelsey Wys

Minutes: 110:00 (Twice) ... Last: vs. Wake Forest, 11/6/11
 Saves: 15.....Duke, 10/3/10
 Fewest Goals Allowed: 0 (40 Times) Last: Notre Dame, 11/23/12
 Goals Allowed: 5.....at Stanford, 11/26/10

#20 Nora Kervroedan

Points: 2 (Twice).....Last: Cal State Fullerton, 9/7/12
 Goals: 1 (Twice).....Last: Cal State Fullerton, 9/7/12
 Assists: 1 (Twice).....Last: Clemson, 10/4/12
 Shots: 6.....Jackson State, 9/21/12
 SOG: 3.....Jackson State 9/21/12

#21 Marta Bakowska-Mathews

Points: 3.....Jackson State, 9/21/12
 Goals: 1 (Twice).....Last: Texas Tech, 11/16/12
 Assists: 3.....Jackson State, 9/21/12
 Shots: 3.....at Portland, 8/21/11
 SOG: 1 (Five Times).....Last: Texas Tech, 11/16/12

#24 Nicole Fischer

Points:
 Goals:
 Assists:
 Shots: 1 (Twice).....Last: MVSU, 11/9/12
 SOG:

#27 Rylee Hart

Points: 2.....Clemson, 10/4/12
 Goals: 1.....Clemson, 10/4/12
 Assists: 1.....Jackson State, 9/21/12
 Shots: 2.....Jackson State, 9/21/12
 SOG: 1 (Twice).....Last: Clemson, 10/4/12

KASSEY GETS THE KALL & WINS GOLD

- Junior Kassey Kallman was one of 20 members selected to compete with the U.S. U-20 Women's National Team at the FIFA Under-20 Women's World Cup in Japan (August 19 - September 8).
- Kallman went on to win a gold medal as the U.S. defeated Germany 1-0 in the finals.
- Kallman played all 90 minutes in the backline of the opening round match over Ghana at the Hiroshima Big Arch Stadium as the U.S. defeated Ghana 4-0. The shutout was the USA's 11th of the year.
- Kallman did not play in the U.S.'s 1-1 tie with China PR, but started and played the entire 90 minutes in the 3-0 loss to Germany.
- During the elimination round, the U.S. defeated Korea DPR (2-1 in OT), Nigeria (2-0) and then Germany (1-0) to capture the gold medal.

DEFENDING AN ACC TITLE

- Florida State opened ACC play against Duke in a place they had never been before since beginning women's soccer in 1995 as defending league champions.
- As the sixth seed in last year's tournament, FSU became the lowest seeded team to win the league title while adding a series of firsts - handing North Carolina (quarterfinals) its first-ever loss in the ACC Tournament and then defeating Virginia (semifinals) for the first time in school history.
- Twice in the history of the league has the defending ACC Champions not played for the league title the previous year. Ironically enough the one team is North Carolina, who was eliminated by Wake Forest in the semifinals in 2010 after winning the championship in 2009. The other team is Florida State after the Noles failed to defeat the Cavaliers in the semifinals in Cary in 2012.
- ACC Champions have gone on to successfully defend their league title 18 times (all of which were UNC), while finishing as the championship runner-up four times.
- Here is a breakdown of who has won ACC Tournament titles (since tournament began in 1988):
 - 20 - North Carolina (1989-2003, 2005-2009)
 - 2 - Virginia (2004, 2012)
 - **1 - Florida State (2011)**; NC State (1988); Wake Forest (2010)

SWEET CAROLINAS

- Since the inception of women's soccer at Florida State in 1995, the Seminoles have played 70 games in the state of North Carolina - all of which include regular season road contests, ACC Tournament games (played in Cary, Durham and Winston-Salem) and NCAA Tournament games.
- FSU is 19-37-14 (.371) all-time when playing in the state of North Carolina.
- The Seminoles have posted a .500 record or better in the 'Tobacco State' against Appalachian State (1-0-0), Clemson (1-0-1), East Carolina (1-0-0), Maryland (2-0-0), NC State (7-3-1) and Virginia Tech (1-0-1).
- The last eight years have been a huge improvement for the Seminoles in the state of North Carolina as the Seminoles have posted a .500 record at 12-12-7 following the 2012 ACC Tournament semifinal loss to Virginia. No surprise that the recent success has come since Mark Krikorian took over as head coach.
- Under Krikorian, FSU has posted a record of 6-7-3 during the regular season, 5-5-3 in Cary, N.C., site of six of the last seven ACC Tournaments, 1-0-0 (in Chapel Hill) in the newly crafted ACC Tournament quarterfinal host site and 0-0-1 in the NCAA Tournament - a tie against UNC in Chapel Hill which FSU won in pks to advance to the College Cup in 2006.

CLEMSON RECAP

- After scoring just five goals through the first four matches to open ACC play, Florida State exploded for a season-high seven goals in a win at home over Clemson.
- The seven goals were the most scored in a game by the Seminoles since an 8-0 victory over UAB in 2009. It also marked the second straight year in which FSU has scored six or more goals against the Tigers.
- Not only was FSU scoring, but the defense was at its best limiting the Tigers to just one shot in the contest as the lone shot did not come until the 78th minute.
- Seven different Seminoles found the back of the net in the win as several players either matched or set career-highs for points in a game including Ines Jaurena (3 PTS - 1G, 1A), Dagny Brynjarsdottir (3 PTS - 1G, 1A), Dria Hampton (3 PTS - 1G, 1A) and Carson Pickett (3 PTS - 1G, 1A).
- Isabella Schmid and Kahlia Hogg registered their first collegiate points in the match assisting on a goal, while follow freshman Rylee Hart scored her first collegiate goal off a header in the 86th minute.
- Tiffany McCarty added to her career numbers against Clemson scoring in the 22nd minute for her sixth career goal and 14th career points vs. Clemson.
- The win was FSU's sixth straight over Clemson, while extending their unbeaten streak in the series to 14 games (12-0-2).

PAINT IT PINK CAMPAIGN

- Florida State held its annual Paint It Pink game in an effort to raise awareness for Breast Cancer on Thursday, October 4 at 7:00 p.m. against Clemson.
- The game worn jerseys are currently being auctioned off online at Seminoles.com. Bidding for the pink jerseys will come to an end on Friday, October 19.
- Since the inception of the Paint It Pink campaign, the Florida State University Women's athletics teams have raised over \$30,000. All proceeds from this year's campaign will go to the Sharon Ewing Walker Breast Health Center at Tallahassee Memorial Hospital.
- FSU improved its overall record to 5-0-0 all-time when wearing the pink jerseys after beating Clemson 7-0. Here is a look at the all-time results when the Seminoles don the pink jerseys:
 - **2008** - FSU d. Wake Forest, 5-0
 - **2009** - FSU d. Miami, 4-1
 - **2010** - FSU d. Clemson, 3-0
 - **2011** - FSU d. Boston College, 1-0
 - **2012** - FSU d. Clemson, 7-0

2012 BOX SCORES

Game 1: 1-0-0, 0-0-0

#4 Florida State vs Minnesota
Aug 17, 2012 at St. Paul, Minn.
Attendance: 1047

Goals by period	1	2	Tot
Florida State	1	2	3
Minnesota	2	0	2

Florida State

Pos	##	Player	Sh	G	A
GK	19	Kelsey Wys	0	0	0
D	2	Ines Jaurena	2	1	0
D	3	Casey Short	0	0	0
F	6	Jessica Price	0	0	1
MF	7	Dagny Brynjarsdottir	2	1	0
MF	11	Isabella Schmid	1	0	0
MF	12	Dria Hampton	1	0	0
D	13	Kristin Grubka	2	0	1
F	14	Tiffany McCarty	3	0	1
D	15	Tiana Brockway	0	0	0
MF	20	Nora Kervroedan	2	1	0

Substitutes

4	Jamia Fields	5	0	0
8	Michaela Hahn	0	0	0
16	Carson Pickett	4	0	0
18	Hikaru Murakami	0	0	0

Totals 22 3 3

Minnesota

Pos	##	Player	Sh	G	A
GK	1	Parkhill, Cat	0	0	0
F	3	Uhl, Taylor	3	1	0
MF	5	Helverson, Haley	2	0	0
MF	6	Thyken, Katie	2	1	0
D	12	Price, Marissa	0	0	0
F	13	Brandt, Steph	0	0	0
MF	14	Bagnall, Olivia	0	0	0
D	18	Strahota, Tamara	0	0	0
D	22	Bauer, Lauren	0	0	0
D	23	Misel, MacKenzie	0	0	0
F	43	Wodnick, Taylor	3	0	0

Substitutes

7	Phillips, Allie	0	0	0
20	Roberts, Becca	0	0	0

Totals 10 2 0

Florida State

##	Player	MIN	GA	Saves
19	Kelsey Wys	90:00	2	3

Minnesota

##	Player	MIN	GA	Saves
1	Parkhill, Cat	90:00	3	7

Shots by period	1	2	Tot
Florida State	11	11	22
Minnesota	5	5	10

Corner kicks	1	2	Tot
Florida State	4	2	6
Minnesota	0	2	2

Saves by period	1	2	Tot
Florida State	1	2	3
Minnesota	7	1	8

Game 2: 2-0-0, 0-0-0

#3 Florida State vs #9 UCF
Aug 24, 2012 at Orlando, Fla.
Attendance: 1310

Goals by period	1	2	Tot
Florida State	1	0	1
UCF	0	0	0

Florida State

Pos	##	Player	Sh	G	A
GK	19	Kelsey Wys	0	0	0
D	2	Ines Jaurena	0	0	0
D	3	Casey Short	1	0	0
F	6	Jessica Price	0	0	1
M	7	Dagny Brynjarsdottir	3	1	0
M	11	Isabella Schmid	1	0	0
M	12	Dria Hampton	0	0	0
D	13	Kristin Grubka	0	0	0
F	14	Tiffany McCarty	3	0	0
D	15	Tiana Brockway	1	0	0
M	20	Nora Kervroedan	0	0	0

Substitutes

4	Jamia Fields	1	0	0
8	Michaela Hahn	2	0	0
16	Carson Pickett	0	0	0
18	Hikaru Murakami	0	0	0

Totals 12 1 1

UCF

Pos	##	Player	Sh	G	A
GK	1	Maldonado, Lianne	0	0	0
M	2	Nicol, Ashley	1	0	0
F	3	Jewell, Tishia	1	0	0
D	4	Williams, Carleigh	0	0	0
F	5	Martin, Jennifer	0	0	0
D	7	Joswiak, Bianca	0	0	0
M	9	Rodrigues, Andrea	1	0	0
M	22	Barney, Madison	0	0	0
F	23	Radovic, Nicolette	2	0	0
D	27	Goodall, Sokhara	0	0	0
D	32	Diggs, Marissa	0	0	0

Substitutes

6	Trujic, Kristina	1	0	0
19	Townsend, Taylor	0	0	0
20	Fish, Megan	0	0	0
25	Asby, April	0	0	0
28	Darden, Kayla	0	0	0
35	Murchie, Maxine	0	0	0

Totals 6 0 0

Florida State

##	Player	MIN	GA	Saves
19	Kelsey Wys	90:00	0	4

UCF

##	Player	MIN	GA	Saves
1	Maldonado, Lianne	90:00	1	0

Shots by period	1	2	Tot
Florida State	6	6	12
UCF	3	3	6

Corner kicks	1	2	Tot
Florida State	2	2	4
UCF	2	3	5

Saves by period	1	2	Tot
Florida State	2	2	4
UCF	0	1	1

Game 3: 3-0-0, 0-0-0

#22 Florida vs #1 Florida State
Aug 31, 2012 at Tallahassee, Fla.
Attendance: 2243

Goals by period	1	2	Tot
Florida	0	0	0
Florida State	1	0	1

Florida

Pos	##	Player	Sh	G	A
GK	0	Taylor Burke	0	0	0
D	1	Lauren Silver	0	0	0
F	4	Mckenzie Barney	3	0	0
D	7	Kathryn Williamson	0	0	0
MF	10	Holly King	0	0	0
MF	13	Annie Speese	0	0	0
MF	14	Jo Dragotta	0	0	0
MF	17	Erika Tymrak	1	0	0
MF	19	Havana Solaun	4	0	0
D	20	Christen Westphal	0	0	0
D	41	Taylor Travis	0	0	0

Substitutes

2	Annie Bobbitt	0	0	0
8	Claire Falknor	0	0	0
15	Tessa Andujar	0	0	0
21	Jillian Graff	1	0	0
35	Karina Gutsche	0	0	0
91	Adriana Leon	3	0	0

Totals 12 0 0

Florida State

Pos	##	Player	Sh	G	A
GK	19	Kelsey Wys	0	0	0
D	2	Ines Jaurena	0	0	0
D	3	Casey Short	1	0	0
MF	4	Jamia Fields	2	0	0
F	6	Jessica Price	2	0	1
MF	7	Dagny Brynjarsdottir	1	0	0
MF	11	Isabella Schmid	3	0	0
MF	12	Dria Hampton	0	0	0
D	13	Kristin Grubka	1	1	0
F	14	Tiffany McCarty	2	0	0
D	15	Tiana Brockway	0	0	0

Substitutes

8	Michaela Hahn	0	0	0
16	Carson Pickett	2	0	0
17	Kahlia Hogg	0	0	0
18	Hikaru Murakami	0	0	0
20	Nora Kervroedan	0	0	0

Totals 14 1 1

Florida

##	Player	MIN	GA	Saves
0	Taylor Burke	90:00	1	4

Florida State

##	Player	MIN	GA	Saves
19	Kelsey Wys	90:00	0	5

Shots by period	1	2	Tot
Florida	5	7	12
Florida State	8	6	14

Corner kicks	1	2	Tot
Florida	1	3	4
Florida State	4	3	7

Saves by period	1	2	Tot
Florida	2	3	5
Florida State	2	3	5

2012 BOX SCORES

Game 7: 7-0-0, 1-0-0

#2 Duke vs #1 Florida State
Sept 13, 2012 at Tallahassee, Fla.
Attendance: 2300

Goals by period	1	2	Tot
Duke	0	0	0
Florida State	1	0	1

Duke

Pos	##	Player	Sh	G	A
GK	1	Tara Campbell	0	0	0
D	3	Libby Jandl	0	0	0
D	4	Natasha Anasi	0	0	0
MF	5	Kaitlyn Kerr	2	0	0
MF	6	Callie Simpkins	1	0	0
F	7	Katie Trees	1	0	0
F	11	Cassie Pecht	2	0	0
D	14	Erin Koballa	0	0	0
F	16	Laura Weinberg	5	0	0
D	18	Maddy Haller	0	0	0
MF	21	Gilda Doria	1	0	0

Substitutes

10	Nicole Lipp	0	0	0
19	Kim DeCesare	4	0	0
24	Mollie Pathman	3	0	0

Totals	19	0	0
---------------	-----------	----------	----------

Florida State

Pos	##	Player	Sh	G	A
GK	19	Kelsey Wys	0	0	0
D	2	Ines Jaurena	1	0	0
D	3	Casey Short	0	0	0
MF	4	Jamia Fields	1	1	0
F	6	Jessica Price	1	0	0
D	9	Kassey Kallman	0	0	0
MF	11	Isabella Schmid	2	0	0
MF	12	Dria Hampton	0	0	0
MF	13	Kristin Grubka	3	0	0
F	14	Tiffany McCarty	4	0	0
D	15	Tiana Brockway	0	0	0

Substitutes

8	Michaela Hahn	1	0	0
16	Carson Pickett	1	0	1
18	Hikaru Murakami	0	0	0
20	Nora Kervroedan	0	0	0

Totals	14	1	1
---------------	-----------	----------	----------

Duke

##	Player	MIN	GA	Saves
1	Tara Campbell	90:00	1	5

Florida State

##	Player	MIN	GA	Saves
19	Kelsey Wys	90:00	0	4

Shots by period	1	2	Tot
Duke	9	10	19
Florida State	8	6	14

Corner kicks	1	2	Tot
Duke	3	3	6
Florida State	4	0	4

Saves by period	1	2	Tot
Duke	3	2	5
Florida State	2	3	5

Game 8: 8-0-0, 2-0-0

#14 Wake Forest vs #1 Florida State
Sept 16, 2012 at Tallahassee, Fla.
Attendance: 1308

Goals by period	1	2	Tot
Wake Forest	0	0	0
Florida State	1	0	1

Wake Forest

Pos	##	Player	Sh	G	A
GK	1	Aubrey Bledsoe	0	0	0
MF	2	Riley Ridgik	1	0	0
F	4	Rachel Nuzzolese	1	0	0
D	6	Jackie McSally	0	0	0
MF	8	Ally Berry	0	0	0
D	10	Kim Marshall	0	0	0
F	12	Katie Stengel	1	0	0
F	15	Marisa Park	1	0	0
D	19	Alisha Woodson	3	0	0
D	21	Jackie Logue	1	0	0
MF	26	Kristen Meier	0	0	0

Substitutes

5	Jenai Davidson	0	0	0
9	Jessica Mandarich	0	0	0
16	Katie Dry	0	0	0
17	India Winford	0	0	0
22	Lee Page	0	0	0
25	Annick McBryar	1	0	0

Totals	9	0	0
---------------	----------	----------	----------

Florida State

Pos	##	Player	Sh	G	A
GK	19	Kelsey Wys	0	0	0
D	2	Ines Jaurena	3	0	0
D	3	Casey Short	0	0	0
MF	4	Jamia Fields	1	0	0
F	6	Jessica Price	1	0	1
D	9	Kassey Kallman	0	0	0
MF	11	Isabella Schmid	2	0	0
MF	12	Dria Hampton	0	0	0
MF	13	Kristin Grubka	1	0	0
F	14	Tiffany McCarty	2	0	0
D	15	Tiana Brockway	1	1	0

Substitutes

8	Michaela Hahn	0	0	0
16	Carson Pickett	0	0	0
17	Kahlia Hogg	0	0	0
18	Hikaru Murakami	0	0	0
20	Nora Kervroedan	0	0	0

Totals	11	1	1
---------------	-----------	----------	----------

Wake Forest

##	Player	MIN	GA	Saves
1	Aubrey Bledsoe	90:00	1	3

Florida State

##	Player	MIN	GA	Saves
19	Kelsey Wys	90:00	0	4

Shots by period	1	2	Tot
Wake Forest	4	5	9
Florida State	5	6	11

Corner kicks	1	2	Tot
Wake Forest	4	3	7
Florida State	2	9	11

Saves by period	1	2	Tot
Wake Forest	1	3	4
Florida State	2	2	4

Game 9: 9-0-0, 2-0-0

Jackson State vs #1 Florida State
Sept 21, 2012 at Tallahassee, Fla.
Attendance: 842

Goals by period	1	2	Tot
Jackson State	0	0	0
Florida State	4	1	5

Jackson State

Pos	##	Player	Sh	G	A
GK	1	Emerson, Taylor	0	0	0
MF	2	Hernandez, Kimberlie	0	0	0
D	7	Speight, Rayana	0	0	0
MF	11	Araujo, Raquel	0	0	0
MF	16	Ruddock, Kleopatra	0	0	0
D	17	Cartwright, Patricia	0	0	0
MF	19	Nunes, Shahamin	0	0	0
D	23	Banks, Shatiaunna	0	0	0
F	24	Cashier, Victoria	0	0	0
MF	39	Morton, Chelsea	0	0	0
D	99	Malone, Sasha	0	0	0

Substitutes

88	Ward, Ariana	0	0	0
----	--------------	---	---	---

Totals	0	0	0
---------------	----------	----------	----------

Florida State

Pos	##	Player	Sh	G	A
GK	1	Taylor Vancil	0	0	0
D	2	Ines Jaurena	1	0	0
D	3	Casey Short	2	0	0
MF	4	Jamia Fields	0	0	0
F	6	Jessica Price	1	0	1
D	9	Kassey Kallman	1	1	0
MF	12	Dria Hampton	0	0	1
MF	13	Kristin Grubka	3	2	1
F	14	Tiffany McCarty	3	1	0
D	15	Tiana Brockway	1	0	0
MF	20	Nora Kervroedan	6	0	0

Substitutes

8	Michaela Hahn	5	0	0
16	Carson Pickett	4	1	0
17	Kahlia Hogg	1	0	0
18	Hikaru Murakami	3	0	0
21	M. Bakowska-Mathews	2	0	3
24	Nicole Fischer	0	0	0
27	Rylee Hart	2	0	1

Totals	35	5	7
---------------	-----------	----------	----------

Jackson State

##	Player	MIN	GA	Saves
1	Emerson, Taylor	90:00	5	14

Florida State

##	Player	MIN	GA	Saves
1	Taylor Vancil	90:00	0	0

Shots by period	1	2	Tot
Jackson State	0	0	0
Florida State	18	17	35

Corner kicks	1	2	Tot
Jackson State	0	0	0
Florida State	5	5	10

Saves by period	1	2	Tot
Jackson State	9	6	15
Florida State	0	0	0

2012 BOX SCORES

Game 16: 15-1-0, 8-1-0 ACC

#1 Florida State vs #5 Maryland
 Oct 21, 2012 at College Park, Md.
 Attendance: 1789

Goals by period	1	2	Tot
Florida State	0	1	1
Maryland	0	0	0

Florida State

Pos ##	Player	Sh	G	A
GK 19	Kelsey Wys	0	0	0
D 2	Ines Jaurena	4	0	1
D 3	Casey Short	0	0	0
M 4	Jamia Fields	2	0	0
F 6	Jessica Price	2	0	0
M 8	Michaela Hahn	1	0	0
D 9	Kassey Kallman	0	0	0
M 11	Isabella Schmid	1	0	0
D 13	Kristin Grubka	1	0	0
F 14	Tiffany McCarty	2	1	0
M 15	Tiana Brockway	0	0	0

Substitutes

16	Carson Pickett	1	0	0
18	Hikaru Murakami	1	0	0
20	Nora Kervroedan	0	0	0
21	M. Bakowska-Mathews	0	0	0

Totals 15 1 1

Maryland

Pos ##	Player	Sh	G	A
GK 0	Shannon Zickler	0	0	0
B 2	Domenica Hodak	0	0	0
M 4	Cory Ryan	0	0	0
M 8	Ashley Spivey	2	0	0
M 10	Riley Barger	1	0	0
M 11	Olivia Wagner	2	0	0
F 17	Gabby Galanti	0	0	0
B 18	Bailey Bodell	0	0	0
F 19	Becky Kaplan	1	0	0
B 22	Shade Pratt	0	0	0
B 73	Shannon Collins	0	0	0

Substitutes

3	Aubrey Baker	0	0	0
5	Kristen Schmidbauer	0	0	0
6	Marisa Kresge	0	0	0
7	Alex Reed	0	0	0
15	Erika Nelson	0	0	0
23	Alexis Prior-Brown	0	0	0
33	Rachelle Beanlands	0	0	0

Totals 6 0 0

Florida State

##	Player	MIN	GA	Saves
19	Kelsey Wys	90:00	0	3

Maryland

##	Player	MIN	GA	Saves
0	Shannon Zickler	18:55	0	1
33	Rachelle Beanlands	71:05	1	1

Shots by period	1	2	Tot
Florida State	6	9	15
Maryland	2	4	6

Corner kicks	1	2	Tot
Florida State	2	3	5
Maryland	1	3	4

Saves by period	1	2	Tot
Florida State	0	3	3
Maryland	1	3	4

Game 17: 15-2-0, 8-2-0 ACC

#1 Florida State vs Miami
 Oct 25, 2012 at Coral Gables, Fla.
 Attendance: 237

Goals by period	1	2	Tot
Florida State	0	0	0
Miami	0	1	1

Florida State

Pos ##	Player	Sh	G	A
GK 19	Kelsey Wys	0	0	0
D 2	Ines Jaurena	2	0	0
D 3	Casey Short	0	0	0
MF 4	Jamia Fields	1	0	0
F 6	Jessica Price	0	0	0
MF 8	Michaela Hahn	1	0	0
D 9	Kassey Kallman	0	0	0
D 13	Kristin Grubka	0	0	0
F 14	Tiffany McCarty	0	0	0
MF 15	Tiana Brockway	0	0	0
MF 18	Hikaru Murakami	0	0	0

Substitutes

16	Carson Pickett	0	0	0
17	Kahlia Hogg	0	0	0
20	Nora Kervroedan	0	0	0

Totals 4 0 0

Miami

Pos ##	Player	Sh	G	A
G 55	Paula Forero Cabrera	0	0	0
1	Kate Howarth	1	0	0
4	Allie Rossi	0	0	0
5	Ashley Flinn	2	1	0
6	Jordan Roseboro	2	0	0
8	Shannon McCarthy	0	0	0
13	Erin McGovern	0	0	0
17	Kim Hutchinson	0	0	0
24	Tara Schwitter	2	0	1
27	Ally Andreini	2	0	0
29	Blake Stockton	0	0	0

Substitutes

2	Emily Lillard	0	0	0
9	Jesse Shugg	0	0	0
15	Jasmine Paterson	0	0	0
16	Ava Ambrose	0	0	0

Totals 9 1 1

Florida State

##	Player	MIN	GA	Saves
19	Kelsey Wys	90:00	1	3

Miami

##	Player	MIN	GA	Saves
55	Paula Forero Cabrera	9:56	0	0
2	Emily Lillard	80:04	0	1

Shots by period	1	2	Tot
Florida State	3	1	4
Miami	7	2	9

Corner kicks	1	2	Tot
Florida State	0	0	0
Miami	2	4	6

Saves by period	1	2	Tot
Florida State	3	0	3
Miami	1	0	1

Game 18 (ACC): 16-2-0, 8-2-0 ACC

#21 Boston College vs #1 Florida State
 Oct 28, 2012 at Tallahassee, Fla.
 Attendance: 567

Goals by period	1	2	Tot
Boston College	0	0	0
Florida State	2	2	4

Boston College

Pos ##	Player	Sh	G	A
G 23	Alexa Gaul	0	0	0
F 1	Victoria DiMartino	2	0	0
D 3	Casey Morrison	0	0	0
D 5	Lauren Bernard	1	0	0
F 9	Stephanie McCaffrey	1	0	0
MF 12	Jana Jeffrey	0	0	0
MF 18	Patrice Vettori	0	0	0
D 20	Zoe Lombard	0	0	0
MF 21	Kate McCarthy	0	0	0
F 22	McKenzie Meehan	0	0	0
D 24	Rachel Davitt	0	0	0

Substitutes

6	Maddie Payne	0	0	0
10	Gibby Wagner	0	0	0
13	Alicia Blöse	0	0	0
14	Madison Meehan	0	0	0
25	Jessica Mickelson	0	0	0

Totals 4 0 0

Florida State

Pos ##	Player	Sh	G	A
G 19	Kelsey Wys	0	0	1
D 2	Ines Jaurena	0	0	0
D 3	Casey Short	0	0	0
MF 4	Jamia Fields	2	0	0
F 6	Jessica Price	2	0	1
MF 7	Dagny Brynjarsdottir	1	1	2
D 9	Kassey Kallman	1	0	0
MF 11	Isabella Schmid	1	0	0
D 13	Kristin Grubka	1	0	1
F 14	Tiffany McCarty	3	2	0
MF 15	Tiana Brockway	2	1	0

Substitutes

1	Taylor Vancil	0	0	0
8	Michaela Hahn	0	0	0
12	Dria Hampton	0	0	0
16	Carson Pickett	1	0	0
17	Kahlia Hogg	0	0	0
18	Hikaru Murakami	0	0	0
20	Nora Kervroedan	0	0	0
21	M. Bakowska-Mathews	0	0	0

Totals 14 4 5

Boston College

##	Player	MIN	GA	Saves
23	Alexa Gaul	70:17	4	3
25	Jessica Mickelson	19:43	0	0

Florida State

##	Player	MIN	GA	Saves
19	Kelsey Wys	75:52	0	1
1	Taylor Vancil	14:08	0	1

Shots by period	1	2	Tot
Boston College	1	3	4
Florida State	7	7	14

Corner kicks	1	2	Tot
Boston College	0	3	3
Florida State	3	4	7

Saves by period	1	2	Tot
Boston College	2	2	4
Florida State	0	2	2

2012 BOX SCORES

Game 19 (ACC): 16-3-0, 8-2-0 ACC
 #7 Virginia vs #5 Florida State
 Nov 02, 2012 at Cary, N.C.
 Attendance: 1472

Goals by period	1	2	Tot
Virginia	2	2	4
Florida State	1	1	2

Virginia

Pos	##	Player	Sh	G	A
GK	28	Danielle DeLisle	0	0	0
D	4	Morgan Stith	0	0	0
MF	6	Morgan Brian	4	2	1
F	7	Gloria Douglas	1	0	1
MF	8	Julia Roberts	0	0	1
F	10	Caroline Miller	3	1	0
D	12	Shasta Fisher	0	0	0
D	13	Molly Menchel	1	0	0
D	16	Emily Sonnett	0	0	0
F	23	Erica Hollenberg	1	1	1
MF	24	Danielle Colaprico	2	0	0
Substitutes					
	2	Kate Norbo	2	0	0
	3	Amber Fry	0	0	0
	9	Makenzy Doniak	0	0	0
	17	Kaili Torres	2	0	0
	19	Emily Carrollo	1	0	0
Totals			17	4	4

Florida State

Pos	##	Player	Sh	G	A
GK	19	Kelsey Wys	0	0	0
D	2	Ines Jaurena	0	0	0
D	3	Casey Short	0	0	1
MF	4	Jamia Fields	2	0	0
F	6	Jessica Price	1	0	0
MF	7	Dagny Brynjarsdottir	1	1	0
D	9	Kassey Kallman	2	0	0
D	13	Kristin Grubka	0	0	1
F	14	Tiffany McCarty	2	1	1
MF	15	Tiana Brockway	0	0	0
MF	17	Kahlia Hogg	0	0	0
Substitutes					
	8	Michaela Hahn	0	0	0
	12	Dria Hampton	0	0	0
	16	Carson Pickett	0	0	0
	18	Hikaru Murakami	0	0	0
Totals			8	2	3

Virginia

##	Player	MIN	GA	Saves
28	Danielle DeLisle	90:00	2	3

Florida State

##	Player	MIN	GA	Saves
19	Kelsey Wys	90:00	4	6

Shots by period	1	2	Tot
Virginia	6	11	17
Florida State	3	5	8

Corner kicks	1	2	Tot
Virginia	2	1	3
Florida State	2	4	6

Saves by period	1	2	Tot
Virginia	1	2	3
Florida State	2	4	6

Game 20 (NCAA): 17-3-0, 8-2-0 ACC
 Mississippi Valley State vs #2 Florida State
 Nov 09, 2012 at Tallahassee, Fla.
 Attendance: 520

Goals by period	1	2	Tot
Miss. Valley State	0	0	0
Florida State	3	3	6

Mississippi Valley State

Pos	##	Player	Sh	G	A
G	6	Shelby Willcocks	0	0	0
MF	4	Kayla Boyd	0	0	0
D	7	Bianca Vigilante	0	0	0
D	9	Alexis Mansoor	0	0	0
MF	10	Kristin Swanson	0	0	0
MF	14	Brooke Feikert	0	0	0
MF	15	Nykosi Simmons	0	0	0
MF	16	Alexandra Neumann	0	0	0
D	17	Maureen Papaconstant	0	0	0
D	18	Nicolle Forcier	0	0	0
F	22	Shanesse Spratt	0	0	0
Substitutes					
	3	Josee Primeau	1	0	0
	11	Hailey Beekman	0	0	0
	12	Kadie Soall	0	0	0
	13	April Ziffer	0	0	0
	19	Jerrica Salido	0	0	0
	21	Jayme Forcier	0	0	0
Totals			1	0	0

Florida State

Pos	##	Player	Sh	G	A
G	19	Kelsey Wys	0	0	0
D	2	Ines Jaurena	3	1	0
D	3	Casey Short	0	0	1
MF	4	Jamia Fields	2	1	1
F	6	Jessica Price	2	0	1
MF	7	Dagny Brynjarsdottir	9	1	0
D	9	Kassey Kallman	4	0	0
D	13	Kristin Grubka	1	0	1
F	14	Tiffany McCarty	5	2	0
MF	15	Tiana Brockway	0	0	0
MF	18	Hikaru Murakami	3	0	0
Substitutes					
	1	Taylor Vancil	0	0	0
	8	Michaela Hahn	3	0	0
	12	Dria Hampton	0	0	0
	16	Carson Pickett	3	0	1
	17	Kahlia Hogg	0	0	0
	20	Nora Kervroedan	2	0	0
	21	M. Bakowska-Mathews	1	1	0
	24	Nicole Fischer	1	0	0
	27	Rylee Hart	0	0	0
Totals			39	6	5

Mississippi Valley State

##	Player	MIN	GA	Saves
6	Shelby Willcocks	90:00	6	12

Florida State

##	Player	MIN	GA	Saves
19	Kelsey Wys	45:00	0	0
1	Taylor Vancil	45:00	0	0

Shots by period	1	2	Tot
Mississippi Valley State	1	0	1
Florida State	19	20	39

Corner kicks	1	2	Tot
Mississippi Valley State	0	0	0
Florida State	2	9	11

Saves by period	1	2	Tot
Mississippi Valley State	8	7	15
Florida State	0	0	0

Game 21 (NCAA): 18-3-0, 8-2-0 ACC
 Texas Tech vs #4 Florida State
 Nov 16, 2012 at Tallahassee, Fla.
 Attendance: 839

Goals by period	1	2	OT	O2	Tot
Texas Tech	1	1	0	0	2
Florida State	1	1	0	1	3

Texas Tech

Pos	##	Player	Sh	G	A
G	30	Esson, Victoria	0	0	0
MF	4	Fuston, Jessica	0	0	1
MF	5	Inman, Erin	0	0	0
F	12	Beckie, Janine	7	2	0
MF	14	Smith, Tiffini	1	0	0
D	15	Hinkle, Jaelene	0	0	0
D	17	Haagsma, Hayley	0	0	0
D	18	Johnson, Morgan	0	0	0
D	20	Yacullo, Mallory	0	0	0
F	22	Ward, Dawn	0	0	0
MF	24	Strahan, Paige	1	0	0
Substitutes					
	7	Disabella, Jessica	0	0	0
	8	Murphy, Alli	1	0	1
	9	Devine, Hannah	0	0	0
	11	Rohmer, Briana	0	0	0
	16	Jenkins, Bridgett	0	0	0
	26	Casey, Ashley	0	0	0
Totals			10	2	2

Florida State

Pos	##	Player	Sh	G	A
G	19	Kelsey Wys	0	0	0
D	2	Ines Jaurena	1	0	0
D	3	Casey Short	0	0	1
M	4	Jamia Fields	2	0	0
F	6	Jessica Price	1	0	0
M	7	Dagny Brynjarsdottir	2	0	1
D	9	Kassey Kallman	1	0	0
D	13	Kristin Grubka	2	0	0
F	14	Tiffany McCarty	6	2	0
M	15	Tiana Brockway	1	0	0
M	18	Hikaru Murakami	1	0	0
Substitutes					
	8	Michaela Hahn	2	0	0
	16	Carson Pickett	0	0	0
	21	M. Bakowska-Mathews	1	1	0
Totals			20	3	2

Texas Tech

##	Player	MIN	GA	Saves
30	Esson, Victoria	103:57	3	4

Florida State

##	Player	MIN	GA	Saves
19	Kelsey Wys	103:57	2	4

Shot by period	1	2	OT	O2	Tot
Texas Tech	3	6	1	0	10
Florida State	7	10	2	1	20

Corner kicks	1	2	OT	O2	Tot
Texas Tech	0	2	0	0	2
Florida State	1	2	0	0	3

Saves by period	1	2	OT	O2	Tot
Texas Tech	1	4	0	0	5
Florida State	1	2	1	0	4

2012 BOX SCORES

Game 22 (NCAA): 19-3-0, 8-2-0 ACC

#15 Texas A&M vs #4 Florida State

Nov 18, 2012 at Tallahassee, Fla.

Attendance: 752

Goals by period	1	2	Tot
Texas A&M	0	0	0
Florida State	2	2	4

Texas A&M

Pos	##	Player	Sh	G	A
G	0	Jordan Day	0	0	0
F	1	Allie Bailey	0	0	0
D	2	Rachel Lenz	1	0	0
D	3	Karlie Mueller	0	0	0
MF	4	Meghan Streight	0	0	0
D	5	Lyndsey Gnatzig	0	0	0
F	6	Shea Groom	1	0	0
F	7	Annie Kunz	0	0	0
MF	10	Beth West	0	0	0
MF	13	Leigh Edwards	0	0	0
D	14	Jackie Tondl	0	0	0

Substitutes

8	Katie Perry	0	0	0
11	Janae Cousineau	0	0	0
15	Kelley Monogue	5	0	0
19	Chelsea Jones	1	0	0
20	Lindsey Witz	0	0	0
22	Bianca Brinson	0	0	0
23	Renee McDermott	0	0	0
27	Catalina Clavijo	0	0	0
33	Jayne Eadie	1	0	0

Totals 9 0 0

Florida State

Pos	##	Player	Sh	G	A
G	19	Kelsey Wys	0	0	0
D	2	Ines Jaurena	0	0	1
D	3	Casey Short	0	0	0
MF	4	Jamia Fields	3	1	0
F	6	Jessica Price	1	0	1
MF	7	Dagny Brynjarsdottir	3	1	1
D	9	Kassey Kallman	0	0	0
MF	11	Isabella Schmid	1	1	0
D	13	Kristin Grubka	2	0	0
F	14	Tiffany McCarty	1	1	1
MF	15	Tiana Brockway	0	0	0

Substitutes

1	Taylor Vancil	0	0	0
8	Michaela Hahn	1	0	0
12	Dria Hampton	0	0	0
16	Carson Pickett	1	0	1
18	Hikaru Murakami	0	0	0
20	Nora Kervroedan	0	0	0
21	M. Bakowska-Mathews	0	0	0

Totals 13 4 5

Texas A&M

##	Player	MIN	GA	Saves
0	Jordan Day	85:02	4	0
23	Renee McDermott	4:58	0	0

Florida State

##	Player	MIN	GA	Saves
19	Kelsey Wys	81:41	0	3
1	Taylor Vancil	8:19	0	0

Shots by period	1	2	Tot
Texas A&M	5	4	9
Florida State	5	8	13

Corner kicks	1	2	Tot
Texas A&M	1	2	3
Florida State	2	3	5

Saves by period	1	2	Tot
Texas A&M	0	1	1
Florida State	1	2	3

Game 23 (NCAA): 20-3-0, 8-2-0 ACC

#23 Notre Dame vs #4 Florida State

Nov 23, 2012 at Tallahassee, Fla.

Attendance: 2019

Goals by period	1	2	Tot
Notre Dame	0	0	0
Florida State	0	1	1

Notre Dame

Pos	##	Player	Sh	G	A
GK	30	Hight, Elyse	0	0	0
MF	2	Laddish, Mandy	1	0	0
MF	5	Roccaro, Cari	4	0	0
F	7	Twining, Rebecca	0	0	0
MF	8	Tucker, Elizabeth	1	0	0
F	9	Bohaby, Lauren	1	0	0
D	11	Scofield, Sammy	0	0	0
D	21	Von Rueden, Brittany	0	0	0
F	22	Thomas, Crystal	0	0	0
D	23	Hall, Jazmin	0	0	0
D	24	Naughton, Katie	2	0	0

Substitutes

6	Gilbertson, Anna	3	0	0
10	Williams, Glory	1	0	0
17	Schneider, Taylor	1	0	0

Totals 14 0 0

Florida State

Pos	##	Player	Sh	G	A
GK	19	Kelsey Wys	0	0	0
D	2	Ines Jaurena	0	0	0
D	3	Casey Short	0	0	0
MF	4	Jamia Fields	1	0	0
F	6	Jessica Price	1	0	1
MF	7	Dagny Brynjarsdottir	2	0	1
D	9	Kassey Kallman	1	0	0
MF	11	Isabella Schmid	1	0	0
D	13	Kristin Grubka	2	0	0
F	14	Tiffany McCarty	5	1	0
MF	15	Tiana Brockway	0	0	0

Substitutes

8	Michaela Hahn	0	0	0
16	Carson Pickett	2	0	0
18	Hikaru Murakami	0	0	0
21	M. Bakowska-Mathews	0	0	0

Totals 15 1 2

Notre Dame

##	Player	MIN	GA	Saves
30	Hight, Elyse	90:00	1	4

Florida State

##	Player	MIN	GA	Saves
19	Kelsey Wys	90:00	0	6

Shots by period	1	2	Tot
Notre Dame	3	11	14
Florida State	8	7	15

Corner kicks	1	2	Tot
Notre Dame	3	2	5
Florida State	5	4	9

Saves by period	1	2	Tot
Notre Dame	2	2	4
Florida State	2	4	6

MISCELLANEOUS STATS

GOALS BY PERIOD - Goal For/Goal Against

First.....	29-7
Second.....	23-6
OT.....	1-0
2OT.....	1-0
Total.....	54-13

GOAL DIFFERENTIAL - W/L RECORD

Even.....	0-0-0
1-Goal.....	13-2-0
2-Goals.....	1-1-0
3-Goals.....	0-0-0
4+ Goals.....	6-0-0
Total.....	20-3-0

MULTI-GOAL PERFORMANCES

Name	Career	2012
Tiffany McCarty.....	13.....	4
Jessica Price.....	4	
Casey Short.....	3	
Kristin Grubka.....	1.....	1




MULTI-ASSIST PERFORMANCES

Name	Career	2012
Dagny Brynjarsdottir.....	2.....	2
Jamia Fields.....	2.....	1
Tiffany McCarty.....	2	
Jessica Price.....	2	
Marta Bakowska-Mathews..	1.....	1
Kristin Grubka.....	1	

MULTI-POINT PERFORMANCE IN 2012

Tiffany McCarty.....	2G vs. Col of Charleston, 9/2
.....	2G vs. Boston College (ACC), 10/28
.....	1G, 1A vs. Virginia (ACC), 11/2
.....	2G vs. Mississippi Valley State (NCAA), 11/9
.....	2G vs. Texas Tech (NCAA), 11/16
.....	1G, 1A vs. Texas A&M (NCAA), 11/18
Dagny Brynjarsdottir....	2A vs. Cal St. Fullerton, 9/7
.....	1G, 1A vs. Clemson, 10/4
.....	1G, 2A vs. Boston College (ACC), 10/28
.....	1G, 1A vs. Texas A&M (NCAA), 11/18
Marta Bakowska-Mathews..	3A vs. Jackson State, 9/21
Kristin Grubka.....	2G, 1A vs. Jackson State, 9/21
Jamia Fields.....	2A vs. NC State, 9/30
.....	1G, 1A vs. Mississippi Valley State (NCAA), 11/9
Dria Hampton.....	1G, 1A vs. Clemson, 10/4
Ines Jaurena.....	1G, 1A vs. Clemson, 10/4
Carson Pickett.....	1G, 1A vs. Clemson, 10/4

WEEKLY RANKINGS

	PS	1	2	3	4	5	6	7	8	9	10	11	12	13	F
	6	5	2	2	1	1	1	1	1	1	1	2	4	NP	
	4	3	1	1	1	1	1	1	1	1	3	5	7	NP	
	NP	3	2	2	1	1	1	1	1	1	3	5	6	NP	

NP = No Poll NR = Not Ranked

WEEKLY POLLS

italized indicates opponents on 2012 schedule

Soccer America (Week 12 - 11/8/12 - FINAL)			NSCAA/Continental Tire Top 25 (Week 12 - 11/2/12)			Soccer Times (Week 12 - 11/5/12 - FINAL)		
Rank	Team	Last Week	Rank	Team	Last Week	Rank	Team	Last Week
1.	Stanford.....	1	1.	Stanford.....	1	1.	Stanford.....	1
2.	Virginia.....	8	2.	BYU.....	4	2.	BYU.....	4
3.	BYU.....	5	3.	Virginia.....	7	3.	San Diego State.....	6
4.	Florida State.....	2	4.	San Diego State.....	6	4.	Virginia.....	7
5.	UCLA.....	3	5.	Penn State.....	3	5.	UCLA.....	2
6.	Penn State.....	4	6.	UCLA.....	2	6.	Florida State.....	5
7.	San Diego State.....	9	7.	Florida State.....	5	7.	Penn State.....	3
8.	Marquette.....	10	8.	Florida.....	10	8.	Florida.....	8
9.	Baylor.....	14	9.	Maryland.....	9	9.	Wake Forest.....	9
10.	Florida.....	15	10.	Wake Forest.....	8	10.	Baylor.....	16
11.	Ohio State.....	21	11.	Baylor.....	14	11.	Marquette.....	14
12.	Wake Forest.....	6	12.	Marquette.....	15	12.	North Carolina.....	12
13.	Maryland.....	7	13.	North Carolina.....	11	t13.	Texas A&M.....	10
14.	North Carolina.....	11	14.	Georgetown.....	13	t13.	Duke.....	11
15.	Duke.....	12	15.	Texas A&M.....	12	15.	Maryland.....	19
16.	West Virginia.....	13	16.	Ohio State.....	21	16.	Santa Clara.....	17
17.	Texas A&M.....	16	17.	Santa Clara.....	18	17.	California.....	13
18.	California.....	17	18.	UCF.....	20	18.	Tennessee.....	15
19.	Georgetown.....	18	19.	Duke.....	16	19.	Georgetown.....	18
20.	La Salle.....	25	20.	Tennessee.....	19	20.	UCF.....	21
21.	Portland.....	22	21.	West Virginia.....	17	21.	Ohio State.....	NR
22.	Santa Clara.....	23	22.	Pepperdine.....	22	22.	Pepperdine.....	20
23.	Notre Dame.....	20	23.	California.....	23	23.	Virginia Tech.....	22
24.	Miami, Ohio.....	NR	24.	Portland.....	NR	24.	Notre Dame.....	25
25.	Tennessee.....	24	25.	Virginia Tech.....	24	25.	Boston College.....	23

RECORD WATCH

(Last Updated: 11/26/12)
CAREER RECORDS - OVERALL GAMES

POINTS

148	Tiffany McCarty (62g, 24a)	08-09, 11-12
102	Cindy Schofield (40g, 22a).....	99-02
94	Mami Yamaguchi (32g, 30a).....	05-07
85	Jessica Price (25g, 35a)	08-09, 11-12
78	Sanna Talonen (34g, 10a).....	07-08
75	Maren Vik Edvardsen (28g, 19a).....	98-01
70	Leah Gallegos (28g, 14a).....	02-04
70	Selin Kuralay (29g, 12a).....	05-06
69	Camie Bybee (24g, 21a).....	01-04
66	India Trotter (24g, 18a).....	03-06

GOALS

62	Tiffany McCarty	08-09, 11-12
40	Cindy Schofield.....	99-02
34	Sanna Talonen.....	07-08
32	Mami Yamaguchi.....	05-07
29	Selin Kuralay.....	05-06
28	Leah Gallegos.....	02-04
28	Maren Vik Edvardsen.....	98-01
25	Jessica Price	08-09, 11-12
24	Camie Bybee.....	01-04
24	India Trotter.....	03-06

ASSISTS

35	Jessica Price	08-09, 11-12
30	Mami Yamaguchi.....	05-07
25	Amber Tollefson.....	00-03
24	Amanda DaCosta.....	07-10
24	Tiffany McCarty	08-09, 11-12
22	Cindy Schofield.....	99-02
21	Camie Bybee.....	01-04
20	Becky Edwards.....	06-09
20	Jez Ratliff.....	01-04
19	Tori Huster.....	08-11
19	Kelly Rowland.....	03-06
19	Lauren Switzer.....	07-09
19	Maren Vik Edvardsen.....	98-01
18	Casey Short	08-10, 12

GAME-WINNING GOALS

14	Tiffany McCarty	08-09, 11-12
12	Sanna Talonen.....	07-08
11	Leah Gallegos.....	02-04
11	Selin Kuralay.....	05-06
11	Jessica Price	08-09, 11-12
11	Cindy Schofield.....	99-02
8	Amanda DaCosta.....	07-10
8	Ines Jaurena	09-12
8	Jez Ratliff.....	01-04
8	Kelly Rowland.....	03-06
8	India Trotter.....	03-06
8	Mami Yamaguchi.....	05-07
7	Dagny Brynjarsdottir	11-12

GAME-WINNING ASSISTS

12	Jessica Price	08-09, 11-12
10	Amber Tollefson.....	00-03
10	Mami Yamaguchi.....	05-07
10	Amanda DaCosta.....	07-10
9	Kelly Rowland.....	03-06
8	Becky Edwards.....	06-09
8	Tiffany McCarty	08-09, 11-12
8	Jez Ratliff.....	01-04
8	Maren Vik Edvardsen.....	98-01

MULTI-GOAL GAMES

13	Tiffany McCarty	08-09, 11-12
9	Sanna Talonen.....	07-08
6	Leah Gallegos.....	02-03
6	Selin Kuralay.....	05-06
6	Cindy Schofield.....	99-02
5	Mami Yamaguchi.....	05-07

SHOTS

280	Tiffany McCarty (62 goals)	08-09, 11-12
218	Mami Yamaguchi (32 goals).....	05-07
207	Cindy Schofield (40 goals).....	99-02
202	Selin Kuralay (29 goals).....	05-06
197	Leah Gallegos (28 goals).....	02-04
194	India Trotter (24 goals).....	03-06
183	Camie Bybee (24 goals).....	01-04
161	Tori Huster (20 goals).....	08-11
154	Kelly Rowland (17 goals).....	03-06
143	Amanda DaCosta (17 goals).....	07-10

GAME APPEARANCES

100	Katrin Schmidt.....	05-08
97	Tiffany McCarty	08-09, 11-12
97	India Trotter.....	03-06
96	Amanda DaCosta.....	07-10
96	Kelly Rowland.....	03-06
96	Toni Pressley.....	08-11
95	Becky Edwards.....	06-09
95	Ines Jaurena	09-12
95	Amber Tollefson.....	00-03
94	Tiana Brockway	09-12
94	Jessica Price	08-09, 11-12
93	Jez Ratliff.....	01-04

GAME STARTS

100	Katrin Schmidt.....	05-08
96	Kelly Rowland.....	03-06
95	India Trotter.....	03-06
94	Amanda DaCosta.....	07-10
94	Ines Jaurena	09-12
94	Tiffany McCarty	08-09, 11-12
93	Tiana Brockway	09-12
91	Tori Huster.....	08-11
90	Amber Tollefson.....	00-03
89	Becky Edwards.....	06-09

GOALKEEPING (CAREER)

MINUTES

5926	Ali Mims.....	01, 04-06
5813	Kelsey Wys	10-12
4647	Melissa Juhl.....	95-98
4449	Erin McNulty.....	07-09
3923	Joy McKenzie.....	01-04

WINS

51	Kelsey Wys	10-12
46	Ali Mims.....	01, 04-06
36	Erin McNulty.....	07-09
26	Joy McKenzie.....	01-04
26	Melissa Juhl.....	95-98

SAVES

297	Melissa Juhl (120 GA).....	95-98
235	Ali Mims (61 GA).....	01, 04-06
221	Kelsey Wys (52 GA)	10-12
204	Sarah Crawford (50 GA).....	99-00
176	Jamie Gurtov (69 GA).....	96-99

SHUTOUTS

30.0	Kelsey Wys	10-12
21.5	Ali Mims.....	01, 04-06
13.5	Joy McKenzie.....	01-04
13.0	Melissa Juhl.....	95-98
13.0	Erin McNulty.....	07-09

GOALS AGAINST AVERAGE

0.70	Kate Milstead (17 GA, 2199 min).....	07-08
0.81	Kelsey Wys (52 GA, 5813 min)	10-12
0.91	Erin McNulty (45 GA, 4449 min).....	07-09
0.93	Ali Mims (61 GA, 5926 min).....	01, 04-06
1.06	Joy McKenzie (46 GA, 3923 min).....	01-04

STARTS

67	Kelsey Wys	10-12
61	Ali Mims.....	01, 04-06
57	Melissa Juhl.....	95-98
52	Erin McNulty.....	07-09
41	Joy McKenzie.....	01-04
41	Kerry York.....	01-04

RECORD WATCH

(Last Updated: 10/26/12)
CAREER RECORDS - ACC GAMES ONLY

POINTS

55	Tiffany McCarty (22g, 11a)	08-09, 11-12
26	Cindy Schofield (11g, 4a)	99-02
26	Sanna Talonen (12g, 2a)	07-08
24	Mami Yamaguchi (9g, 6a)	05-07
24	Tori Huster (9g, 6a)	08-11
23	Jessica Price (7g, 9a)	08-09, 11-12
19	Ines Jaurena (6g, 7a)	09-12

GOALS

22	Tiffany McCarty	08-09, 11-12
12	Sanna Talonen	07-08
11	Cindy Schofield	99-02
10	Selin Kuralay	05-06
9	Janice Cayman	10-11
9	Tori Huster	08-11
9	Mami Yamaguchi	05-07

ASSISTS

11	Tiffany McCarty	08-09, 11-12
11	Casey Short	08-10, 12
9	Jessica Price	08-09, 11-12
8	Becky Edwards	06-09
8	Jamia Fields	11-12
7	Ines Jaurena	09-12
7	Rachel Lim	07-10
7	Amber Tollefson	00-03

GAME-WINNING GOALS

6	Mami Yamaguchi	05-07
5	Ines Jaurena	09-12
5	Tiffany McCarty	08-09, 11-12
4	Selin Kuralay	05-06
4	Sanna Talonen	07-08
3	Dagny Brynjarsdottir	11-12
3	Amanda DaCosta	07-10
3	Jessica Price	08-09, 11-12
3	Jez Ratliff	01-04
3	Amber Tollefson	00-03
3	India Trotter	03-06
3	Jez Ratliff	01-04

MULTI-GOAL GAMES

4	Tiffany McCarty	08-09, 11-12
2	Janice Cayman	10-11
2	Leah Gallegos	02-03
2	Selin Kuralay	05-06
2	Sanna Talonen	07-08
2	Amber Tollefson	00-03

SHOTS

108	Tiffany McCarty	08-09, 11-12
85	Selin Kuralay	05-06
68	Mami Yamaguchi	05-07
66	Amanda DaCosta	07-10
63	Kelly Rowland	03-06

GOALKEEPING (ACC CAREER)

WINS

19	Kelsey Wys	10-12
15	Ali Mims	01, 04-06
13	Erin McNulty	07-09
9	Joy McKenzie	01-04
8	Kate Milstead	07-08

SHUTOUTS

14	Kelsey Wys	10-12
7	Joy McKenzie	01-04
7	Ali Mims	01, 04-06
5	Erin McNulty	07-09
5	Kate Milstead	07-08

SAVES

95	Melissa Juhl	95-98
93	Kelsey Wys	10-12
81	Ali Mims	01, 04-06
73	Sarah Crawford	99-00
66	Jamie Gurtov	96-99
63	Erin McNulty	07-09

CONSECUTIVE SHUTOUT MINUTES

621:10	Kelsey Wys	2012
532:29	Joy McKenzie	2003
469:07	Kate Milstead	2008
376:24	Erin McNulty	2007
363:42	Ali Mims	2006
286:53	Kelsey Wys	2010

2012 Florida State Soccer
Florida State Combined Team Statistics (as of Nov 23, 2012)
All games

RECORD:	OVERALL	HOME	AWAY	NEUTRAL
ALL GAMES	20-3	14-0	6-2	0-1
CONFERENCE	8-2	5-0	3-2	0-0
NON-CONFERENCE	12-1	9-0	3-0	0-1

Date	Opponent	Score	Att.	#	Player	gp	g	a	pts	sh	sh%	sog	sog%	gw	pk-att	
Aug 17	at Minnesota	w	3-2	1047	14	Tiffany McCarty	23	16	5	37	60	.267	33	.550	5	0-0
Aug 24	at #9 UCF	w	1-0	1310	7	Dagny Brynjarsdottir	17	9	9	27	40	.225	19	.475	5	0-0
Aug 31	#22 FLORIDA	w	1-0	2243	13	Kristin Grubka	23	5	5	15	30	.167	11	.367	2	0-0
Sep 02	COL OF CHARLESTON	w	4-0	697	4	Jamia Fields	23	3	8	14	45	.067	15	.333	1	0-0
Sep 07	CAL STATE FULLERTON	w	2-1	1123	6	Jessica Price	23	2	10	14	21	.095	9	.429	0	0-0
9-9-12	at Arkansas	w	1-0	1036	2	Ines Jaurena	23	4	3	11	26	.154	13	.500	3	1-1
* Sep 13	#2 DUKE	w	1-0	2300	16	Carson Pickett	23	2	5	9	28	.071	10	.357	0	0-0
* Sep 16	#14 WAKE FOREST	w	1-0	1308	21	M. Bakowska-Mathews	11	2	3	7	5	.400	3	.600	0	0-0
Sep 21	JACKSON STATE	w	5-0	842	20	Nora Kervroedan	20	2	2	6	13	.154	5	.385	1	0-0
* Sep 27	at #9 North Carolina	w	1-0	1511	15	Tiana Brockway	23	2	2	6	11	.182	5	.455	1	0-0
* Sep 30	at NC State	w	2-0	689	9	Kassey Kallman	17	2	0	4	15	.133	9	.600	0	0-0
* Oct 04	CLEMSON	w	7-0	1436	12	Dria Hampton	19	1	2	4	3	.333	1	.333	0	0-0
* Oct 11	#19 VIRGINIA TECH	w	1-0	1063	3	Casey Short	22	0	4	4	14	.000	5	.357	0	0-0
* Oct 14	#13 VIRGINIA	Wot	1-0	1379	11	Isabella Schmid	18	1	1	3	24	.042	7	.292	1	0-0
* Oct 18	at #24 Boston College	L	2-3	355	27	Rylee Hart	4	1	1	3	3	.333	2	.667	0	0-0
* Oct 21	at #5 Maryland	w	1-0	1789	8	Michaela Hahn	23	1	0	2	22	.045	8	.364	0	0-0
* Oct 25	at Miami Hurricanes	L	0-1	237	18	Hikaru Murakami	22	1	0	2	13	.077	8	.615	1	0-0
Oct 28	#21 BOSTON COLLEGE	w	4-0	567	17	Kahlia Hogg	10	0	1	1	4	.000	1	.250	0	0-0
Nov. 09	vs #7 Virginia	L	2-4	1472	19	Kelsey Wys	22	0	1	1	1	.000	0	.000	0	0-0
Nov 09	MISS. VALLEY STATE	w	6-0	520	24	Nicole Fischer	4	0	0	0	2	.000	0	.000	0	0-0
Nov 16	TEXAS TECH	Wo2	3-2	839	1	Taylor Vancil	7	0	0	0	0	.000	0	.000	0	0-0
Nov 18	#15 TEXAS A&M	w	4-0	752		Total	23	54	62	170	380	.142	164	.432	20	1-1
Nov 23	#23 NOTRE DAME	w	1-0	2019		Opponents	23	13	11	37	187	.070	87	.465	3	0-0

TEAM STATISTICS	FS	OPP
SHOT STATISTICS		
Goals-Shot attempts	54-380	13-187
Goals scored per game	2.35	0.57
Shot pct.	.142	.070
Shots on goal-Attempts	164-380	87-187
SOG pct.	.432	.465
Shots/Game	16.5	8.1
CORNER KICKS	133	75
PENALTY KICKS	1-1	0-0
PENALTIES		
Yellow cards	4	4
Red cards	0	0
ATTENDANCE		
Total	17088	7974
Dates/Avg Per Date	14/1221	8/997
Neutral Site #/Avg	1/1472	

#	Goalie	GP	Min.	GA	GAAvg	Saves	Pct	W-L-T	Sho
1	Taylor Vancil	7	243:40	0	0.00	4	1.000	1-0-0	1/6
19	Kelsey Wys	22	1845:19	13	0.63	69	.841	19-3-0	10/6
	Total	23	2088:59	13	0.56	74	.851	20-3-0	17
	Opponents	23	2088:59	54	2.33	110	.671	3-20-0	1

Goals by Period	1st	2nd	OT	OT2	Total
Florida State	29	23	1	1	54
Opponents	7	6	0	0	13

Shots by Period	1st	2nd	OT	OT2	Total
Florida State	187	189	3	1	380
Opponents	78	107	2	0	187

Saves by Period	1st	2nd	OT	OT2	Total
Florida State	28	45	1	0	74
Opponents	54	56	0	0	110

Corners by Period	1st	2nd	OT	OT2	Total
Florida State	65	67	1	0	133
Opponents	28	47	0	0	75

Fouls by Period	1st	2nd	OT	OT2	Total
Florida State	64	72	1	2	139
Opponents	74	86	2	0	162

2012 Florida State Soccer
Florida State Combined Team Statistics (as of Nov 23, 2012)
2012 NCAA Tourney

RECORD:	OVERALL	HOME	AWAY	NEUTRAL
ALL GAMES	4-0	4-0	0-0	0-0
CONFERENCE	0-0	0-0	0-0	0-0
NON-CONFERENCE	4-0	4-0	0-0	0-0

Date	Opponent	Score	Att.	#	Player	gp	g	a	pts	sh	sh%	sog	sog%	gw	pk-att
Nov 09	MISS. VALLEY STATE	w 6-0	520	14	Tiffany McCarty	4	6	1	13	17	.353	11	.647	2	0-0
Nov 16	TEXAS TECH	wo2 3-2	839	7	Dagny Brynjarsdottir	4	2	3	7	16	.125	6	.375	1	0-0
Nov 18	#15 TEXAS A&M	w 4-0	752	4	Jamia Fields	4	2	1	5	8	.250	3	.375	0	0-0
Nov 23	#23 NOTRE DAME	w 1-0	2019	21	M. Bakowska-Mathews	4	2	0	4	2	1.000	2	1.000	0	0-0
				2	Ines Jaurena	4	1	1	3	4	.250	2	.500	0	0-0
				6	Jessica Price	4	0	3	3	5	.000	1	.200	0	0-0
				11	Isabella Schmid	2	1	0	2	2	.500	2	1.000	1	0-0
				16	Carson Pickett	4	0	2	2	6	.000	2	.333	0	0-0
				3	Casey Short	4	0	2	2	0	.000	0	.000	0	0-0
				13	Kristin Grubka	4	0	1	1	7	.000	2	.286	0	0-0
				9	Kassey Kallman	4	0	0	0	6	.000	3	.500	0	0-0
				8	Michaela Hahn	4	0	0	0	6	.000	3	.500	0	0-0
				18	Hikaru Murakami	4	0	0	0	4	.000	2	.500	0	0-0
				20	Nora Kervroedan	2	0	0	0	2	.000	0	.000	0	0-0
				24	Nicole Fischer	1	0	0	0	1	.000	0	.000	0	0-0
				15	Tiana Brockway	4	0	0	0	1	.000	0	.000	0	0-0
				27	Rylee Hart	1	0	0	0	0	.000	0	.000	0	0-0
				19	Kelsey Wys	4	0	0	0	0	.000	0	.000	0	0-0
				17	Kahlia Hogg	1	0	0	0	0	.000	0	.000	0	0-0
				12	Dria Hampton	2	0	0	0	0	.000	0	.000	0	0-0
				1	Taylor Vancil	2	0	0	0	0	.000	0	.000	0	0-0
					Total	4	14	14	42	87	.161	39	.448	4	0-0
					Opponents	4	2	2	6	34	.059	15	.441	0	0-0

TEAM STATISTICS	FS	OPP
SHOT STATISTICS		
Goals-Shot attempts	14-87	2-34
Goals scored per game	3.50	0.50
Shot pct.	.161	.059
Shots on goal-Attempts	39-87	15-34
SOG pct.	.448	.441
Shots/Game	21.8	8.5
CORNER KICKS	28	10
PENALTY KICKS	0-0	0-0
PENALTIES		
Yellow cards	0	1
Red cards	0	0
ATTENDANCE		
Total	4130	0
Dates/Avg Per Date	4/1032	0/0
Neutral Site #/Avg	0/0	

#	Goalie	GP	Min.	GA	GAAvg	Saves	Pct	W-L-T	Sho
1	Taylor Vancil	2	53:19	0	0.00	0	.000	0-0-0	0/2
19	Kelsey Wys	4	320:38	2	0.56	13	.867	4-0-0	1/2
	Total	4	373:57	2	0.48	13	.867	4-0-0	3
	Opponents	4	373:57	14	3.37	25	.641	0-4-0	0

Goals by Period	1st	2nd	OT	OT2	Total
Florida State	6	7	0	1	14
Opponents	1	1	0	0	2

Shots by Period	1st	2nd	OT	OT2	Total
Florida State	39	45	2	1	87
Opponents	12	21	1	0	34

Saves by Period	1st	2nd	OT	OT2	Total
Florida State	4	8	1	0	13
Opponents	11	14	0	0	25

Corners by Period	1st	2nd	OT	OT2	Total
Florida State	10	18	0	0	28
Opponents	4	6	0	0	10

Fouls by Period	1st	2nd	OT	OT2	Total
Florida State	11	9	1	2	23
Opponents	8	13	1	0	22

**2012 Florida State Soccer
Florida State Combined Team Statistics (as of Oct 25, 2012)
Conference games**

RECORD:	OVERALL	HOME	AWAY	NEUTRAL
ALL GAMES	8-2	5-0	3-2	0-0
CONFERENCE	8-2	5-0	3-2	0-0
NON-CONFERENCE	0-0	0-0	0-0	0-0

Date	Opponent	Score	Att.	#	Player	gp	g	a	pts	sh	sh%	sog	sog%	gw	pk-att	
* Sep 13	#2 DUKE	w	1-0	2300	14	Tiffany McCarty	10	3	1	7	17	.176	7	.412	1	0-0
* Sep 16	#14 WAKE FOREST	w	1-0	1308	7	Dagny Brynjarsdottir	5	3	1	7	9	.333	5	.556	2	0-0
* Sep 27	at #9 North Carolina	w	1-0	1511	2	Ines Jaurena	10	2	2	6	16	.125	8	.500	2	1-1
* Sep 30	at NC State	w	2-0	689	4	Jamia Fields	10	1	4	6	14	.071	4	.286	1	0-0
* Oct 04	CLEMSON	w	7-0	1436	16	Carson Pickett	10	1	3	5	11	.091	2	.182	0	0-0
* Oct 11	#19 VIRGINIA TECH	w	1-0	1063	6	Jessica Price	10	1	2	4	8	.125	3	.375	0	0-0
* Oct 14	#13 VIRGINIA	wot	1-0	1379	15	Tiana Brockway	10	1	1	3	4	.250	2	.500	1	0-0
* Oct 18	at #24 Boston College	L	2-3	355	12	Dria Hampton	8	1	1	3	2	.500	1	.500	0	0-0
* Oct 21	at #5 Maryland	w	1-0	1789	13	Kristin Grubka	10	1	0	2	12	.083	3	.250	0	0-0
* Oct 25	at Miami Hurricanes	L	0-1	237	9	Kassey Kallman	10	1	0	2	5	.200	3	.600	0	0-0

TEAM STATISTICS FS OPP

SHOT STATISTICS		
Goals-Shot attempts	17-127	4-88
Goals scored per game	1.70	0.40
Shot pct.	.134	.045
Shots on goal-Attempts	50-127	38-88
SOG pct.	.394	.432
Shots/Game	12.7	8.8
CORNER KICKS	54	42
PENALTY KICKS	1-1	0-0
PENALTIES		
Yellow cards	3	2
Red cards	0	0
ATTENDANCE		
Total	7486	4581
Dates/Avg Per Date	5/1497	5/916
Neutral Site #/Avg	0/0	

18	Hikaru Murakami	9	1	0	2	4	.250	4	1.000	1	0-0
27	Rylee Hart	1	1	0	2	1	1.000	1	1.000	0	0-0
11	Isabella Schmid	9	0	1	1	11	.000	4	.364	0	0-0
3	Casey Short	10	0	1	1	5	.000	1	.200	0	0-0
20	Nora Kervroedan	10	0	1	1	1	.000	0	.000	0	0-0
17	Kahlia Hogg	3	0	1	1	0	.000	0	.000	0	0-0
8	Michaela Hahn	10	0	0	0	5	.000	2	.400	0	0-0
24	Nicole Fischer	1	0	0	0	1	.000	0	.000	0	0-0
19	Kelsey Wys	10	0	0	0	1	.000	0	.000	0	0-0
21	M. Bakowska-Mathews	3	0	0	0	0	.000	0	.000	0	0-0
1	Taylor Vancil	2	0	0	0	0	.000	0	.000	0	0-0
Total		10	17	19	53	127	.134	50	.394	8	1-1
Opponents		10	4	4	12	88	.045	38	.432	2	0-0

#	Goalie	GP	Min.	GA	GAAvg	Saves	Pct	W-L-T	Sho
1	Taylor Vancil	2	54:21	0	0.00	2	1.000	0-0-0	0/2
19	Kelsey Wys	10	850:41	4	0.42	31	.886	8-2-0	6/2
Total		10	905:02	4	0.40	34	.895	8-2-0	8
Opponents		10	905:02	17	1.69	33	.660	2-8-0	1

Goals by Period	1st	2nd	OT	Total
Florida State	9	7	1	17
Opponents	1	3	0	4

Shots by Period	1st	2nd	OT	Total
Florida State	64	62	1	127
Opponents	40	47	1	88

Saves by Period	1st	2nd	OT	Total
Florida State	14	20	0	34
Opponents	15	18	0	33

Corners by Period	1st	2nd	OT	Total
Florida State	29	24	1	54
Opponents	17	25	0	42

Fouls by Period	1st	2nd	OT	Total
Florida State	27	36	0	63
Opponents	39	46	1	86

2012 Florida State Soccer
Florida State Game Results (as of Nov 25, 2012)
All games

Date	Opponent		Score	Overall	Conf	Att.	Goals scored
Aug 17	at Minnesota	W	3-2	1-0-0	0-0-0	1047	Dagny Brynjarsdottir (Tiffany McCarty) Nora Kervroedan (Kristin Grubka) Ines Jaurena (Jessica Price)
Aug 24	at #9 UCF	W	1-0	2-0-0	0-0-0	1310	Dagny Brynjarsdottir (Jessica Price)
Aug 31	#22 FLORIDA	W	1-0	3-0-0	0-0-0	2243	Kristin Grubka (Jessica Price)
Sep 02	COL OF CHARLESTON	W	4-0	4-0-0	0-0-0	697	Kristin Grubka (Tiana Brockway) Tiffany McCarty (Dagny Brynjarsdottir) Tiffany McCarty (Jamia Fields) Michaela Hahn (Nora Kervroedan)
Sep 07	CAL STATE FULLERTON	W	2-1	5-0-0	0-0-0	1123	Jessica Price (Dagny Brynjarsdottir;Jamia Fields) Nora Kervroedan (Dagny Brynjarsdottir;Tiffany McCarty)
9-9-12	at Arkansas	W	1-0	6-0-0	0-0-0	1036	Tiffany McCarty (Jamia Fields)
* Sep 13	#2 DUKE	W	1-0	7-0-0	1-0-0	2300	Jamia Fields (Carson Pickett)
* Sep 16	#14 WAKE FOREST	W	1-0	8-0-0	2-0-0	1308	Tiana Brockway (Jessica Price)
Sep 21	JACKSON STATE	W	5-0	9-0-0	2-0-0	842	Tiffany McCarty (Dria Hampton) Kassey Kallman (Kristin Grubka;Jessica Price) Kristin Grubka (M. Bakowska-Mathews) Kristin Grubka (M. Bakowska-Mathews) Carson Pickett (M. Bakowska-Mathews;Rylee Hart)
* Sep 27	at #9 North Carolina	W	1-0	10-0-0	3-0-0	1511	Dagny Brynjarsdottir (Tiffany McCarty;Jamia Fields)
* Sep 30	at NC State	W	2-0	11-0-0	4-0-0	689	Dagny Brynjarsdottir (Jamia Fields;Casey Short) Tiffany McCarty (Jamia Fields)
* Oct 04	CLEMSON	W	7-0	12-0-0	5-0-0	1436	Ines Jaurena (Isabella Schmid;Dria Hampton) Dria Hampton (Jessica Price) Dagny Brynjarsdottir (Ines Jaurena) Tiffany McCarty (Dagny Brynjarsdottir) Kassey Kallman (Carson Pickett;Tiana Brockway) Carson Pickett (Nora Kervroedan) Rylee Hart (Kahlia Hogg)
* Oct 11	#19 VIRGINIA TECH	W	1-0	13-0-0	6-0-0	1063	Hikaru Murakami (Jamia Fields)
* Oct 14	#13 VIRGINIA	WOT	1-0	14-0-0	7-0-0	1379	Ines Jaurena (penalty kick)
* Oct 18	at #24 Boston College	L	2-3	14-1-0	7-1-0	355	Kristin Grubka (Carson Pickett) Jessica Price (unassisted)
* Oct 21	at #5 Maryland	W	1-0	15-1-0	8-1-0	1789	Tiffany McCarty (Ines Jaurena)
* Oct 25	at Miami Hurricanes	L	0-1	15-2-0	8-2-0	237	-
Oct 28	#21 BOSTON COLLEGE	W	4-0	16-2-0	8-2-0	567	Dagny Brynjarsdottir (Kristin Grubka) Tiffany McCarty (Dagny Brynjarsdottir;Kelsey Wys) Tiana Brockway (unassisted) Tiffany McCarty (Dagny Brynjarsdottir;Jessica Price)
Nov. 2	vs #7 Virginia	L	2-4	16-3-0	8-2-0	1472	Dagny Brynjarsdottir (Tiffany McCarty;Kristin Grubka) Tiffany McCarty (Casey Short)
Nov 09	MISS. VALLEY STATE	W	6-0	17-3-0	8-2-0	520	Dagny Brynjarsdottir (Kristin Grubka;Jessica Price) Ines Jaurena (Casey Short) Tiffany McCarty (Jamia Fields) Jamia Fields (unassisted) Tiffany McCarty (unassisted) M. Bakowska-Mathews (Carson Pickett)
Nov 16	TEXAS TECH	WO2	3-2	18-3-0	8-2-0	839	M. Bakowska-Mathews (unassisted) Tiffany McCarty (Dagny Brynjarsdottir) Tiffany McCarty (Casey Short)
Nov 18	#15 TEXAS A&M	W	4-0	19-3-0	8-2-0	752	Isabella Schmid (Jessica Price) Dagny Brynjarsdottir (Tiffany McCarty;Ines Jaurena) Tiffany McCarty (Dagny Brynjarsdottir) Jamia Fields (Carson Pickett)
Nov 23	#23 NOTRE DAME	W	1-0	20-3-0	8-2-0	2019	Tiffany McCarty (Dagny Brynjarsdottir;Jessica Price)

2012 Florida State Soccer
Florida State Individual Season/Career Statistics (as of Nov 23, 2012)
All games

##	Player	SEASON								CAREER							
		gp-gs	g	a	pts	sh	sh%	gw	pk-att	gp-gs	g	a	pts	sh	sh%	gw	pk-att
14	Tiffany McCarty	23-23	16	5	37	60	.267	5	0-0	• 97-94	62	24	148	280	.221	14	0-0
7	Dagny Brynjarsdottir	17-16	9	9	27	40	.225	5	0-0	• 38-36	14	12	40	68	.206	7	0-0
13	Kristin Grubka	23-23	5	5	15	30	.167	2	0-0	• 49-35	8	8	24	52	.154	4	0-0
4	Jamia Fields	23-20	3	8	14	45	.067	1	0-0	• 49-33	5	14	24	75	.067	1	0-0
6	Jessica Price	23-23	2	10	14	21	.095	0	0-0	• 94-65	25	35	85	134	.187	11	0-0
2	Ines Jaurena	23-23	4	3	11	26	.154	3	1-1	• 95-94	12	13	37	77	.156	8	3-3
16	Carson Pickett	23-1	2	5	9	28	.071	0	0-0	• 23-1	2	5	9	28	.071	0	0-0
21	M. Bakowska-Mathews	11-0	2	3	7	5	.400	0	0-0	• 31-4	2	4	8	12	.167	0	0-0
20	Nora Kervroedan	20-4	2	2	6	13	.154	1	0-0	• 20-4	2	2	6	13	.154	1	0-0
15	Tiana Brockway	23-22	2	2	6	11	.182	1	0-0	• 94-93	4	11	19	42	.095	1	0-0
9	Kassey Kallman	17-17	2	0	4	15	.133	0	0-0	• 65-65	8	6	22	39	.205	3	0-0
12	Dria Hampton	19-11	1	2	4	3	.333	0	0-0	• 19-11	1	2	4	3	.333	0	0-0
3	Casey Short	22-22	0	4	4	14	.000	0	0-0	• 80-69	7	18	32	105	.067	1	0-0
11	Isabella Schmid	18-18	1	1	3	24	.042	1	0-0	• 18-18	1	1	3	24	.042	1	0-0
27	Rylee Hart	4-0	1	1	3	3	.333	0	0-0	• 4-0	1	1	3	3	.333	0	0-0
8	Michaela Hahn	23-2	1	0	2	22	.045	0	0-0	• 23-2	1	0	2	22	.045	0	0-0
18	Hikaru Murakami	22-3	1	0	2	13	.077	1	0-0	• 42-3	1	2	4	20	.050	1	0-0
17	Kahlia Hogg	10-2	0	1	1	4	.000	0	0-0	• 10-2	0	1	1	4	.000	0	0-0
19	Kelsey Wys	22-22	0	1	1	1	.000	0	0-0	• 67-67	0	3	3	1	.000	0	0-0
24	Nicole Fischer	4-0	0	0	0	2	.000	0	0-0	• 4-0	0	0	0	2	.000	0	0-0
1	Taylor Vancil	7-1	0	0	0	0	.000	0	0-0	• 14-4	0	0	0	0	.000	0	0-0
	Total	144	54	62	170	380	.142	20	1-1								
	Opponents	144	13	11	37	187	.070	3	0-0								

##	Goalie	gp-gs	minutes	ga	gaavg	saves	pct	w	l	t	sho
1	Taylor Vancil	7-1	243:40	0	0.00	4	1.000	1	0	0	1
	Career totals	14-4	649:46	6	0.83	19	.760	3	1	0	3
19	Kelsey Wys	22-22	1845:19	13	0.63	69	.841	19	3	0	10
	Career totals	67-67	5813:33	52	0.81	221	.810	51	14	2	30
	Total	23	2088:59	13	0.56	74	.851	20	3	0	17
	Opponents	23	2088:59	54	2.33	110	.671	3	20	0	1

Individual Career History

M. Bakowska-Mathews

Season	GP	Min.	G	A	Pts	Shots	Shot%	SOG	SOG%	GW	PK-Att
2011	20	578	0	1	1	7	.000	2	.286	0	0-0
2012	11	207	2	3	7	5	.400	3	.600	0	0-0
TOTAL	31	785	2	4	8	12	.167	5	.417	0	0-0

Tiana Brockway

Season	GP	Min.	G	A	Pts	Shots	Shot%	SOG	SOG%	GW	PK-Att
2009	25	2326	0	2	2	4	.000	0	.000	0	0-0
2010	20	1777	0	3	3	5	.000	2	.400	0	0-0
2011	26	2320	2	4	8	22	.091	9	.409	0	0-0
2012	23	1667	2	2	6	11	.182	5	.455	1	0-0
TOTAL	94	8090	4	11	19	42	.095	16	.381	1	0-0

Dagny Brynjarsdottir

Season	GP	Min.	G	A	Pts	Shots	Shot%	SOG	SOG%	GW	PK-Att
2011	21	1573	5	3	13	28	.179	16	.571	2	0-0
2012	17	1329	9	9	27	40	.225	19	.475	5	0-0
TOTAL	38	2902	14	12	40	68	.206	35	.515	7	0-0

Jamia Fields

Season	GP	Min.	G	A	Pts	Shots	Shot%	SOG	SOG%	GW	PK-Att
2011	26	1187	2	6	10	30	.067	9	.300	0	0-0
2012	23	1492	3	8	14	45	.067	15	.333	1	0-0
TOTAL	49	2679	5	14	24	75	.067	24	.320	1	0-0

Nicole Fischer

Season	GP	Min.	G	A	Pts	Shots	Shot%	SOG	SOG%	GW	PK-Att
2012	4	89	0	0	0	2	.000	0	.000	0	0-0
TOTAL	4	89	0	0	0	2	.000	0	.000	0	0-0

Kristin Grubka

Season	GP	Min.	G	A	Pts	Shots	Shot%	SOG	SOG%	GW	PK-Att
2011	26	1542	3	3	9	22	.136	8	.364	2	0-0
2012	23	2089	5	5	15	30	.167	11	.367	2	0-0
TOTAL	49	3631	8	8	24	52	.154	19	.365	4	0-0

Michaela Hahn

Season	GP	Min.	G	A	Pts	Shots	Shot%	SOG	SOG%	GW	PK-Att
2012	23	761	1	0	2	22	.045	8	.364	0	0-0
TOTAL	23	761	1	0	2	22	.045	8	.364	0	0-0

Dria Hampton

Season	GP	Min.	G	A	Pts	Shots	Shot%	SOG	SOG%	GW	PK-Att
2012	19	753	1	2	4	3	.333	1	.333	0	0-0
TOTAL	19	753	1	2	4	3	.333	1	.333	0	0-0

Individual Career History

Rylee Hart

Season	GP	Min.	G	A	Pts	Shots	Shot%	SOG	SOG%	GW	PK-Att
2012	4	62	1	1	3	3	.333	2	.667	0	0-0
TOTAL	4	62	1	1	3	3	.333	2	.667	0	0-0

Kahlia Hogg

Season	GP	Min.	G	A	Pts	Shots	Shot%	SOG	SOG%	GW	PK-Att
2012	10	240	0	1	1	4	.000	1	.250	0	0-0
TOTAL	10	240	0	1	1	4	.000	1	.250	0	0-0

Ines Jaurena

Season	GP	Min.	G	A	Pts	Shots	Shot%	SOG	SOG%	GW	PK-Att
2009	25	2326	3	3	9	15	.200	8	.533	2	0-0
2010	21	1737	1	4	6	9	.111	4	.444	0	1-1
2011	26	2340	4	3	11	27	.148	12	.444	3	1-1
2012	23	2023	4	3	11	26	.154	13	.500	3	1-1
TOTAL	95	8426	12	13	37	77	.156	37	.481	8	3-3

Kassey Kallman

Season	GP	Min.	G	A	Pts	Shots	Shot%	SOG	SOG%	GW	PK-Att
2010	22	2022	3	3	9	13	.231	7	.538	1	0-0
2011	26	2378	3	3	9	11	.273	8	.727	2	0-0
2012	17	1549	2	0	4	15	.133	9	.600	0	0-0
TOTAL	65	5949	8	6	22	39	.205	24	.615	3	0-0

Nora Kervroedan

Season	GP	Min.	G	A	Pts	Shots	Shot%	SOG	SOG%	GW	PK-Att
2012	20	597	2	2	6	13	.154	5	.385	1	0-0
TOTAL	20	597	2	2	6	13	.154	5	.385	1	0-0

Tiffany McCarty

Season	GP	Min.	G	A	Pts	Shots	Shot%	SOG	SOG%	GW	PK-Att
2008	23	1282	11	6	28	73	.151	39	.534	2	0-0
2009	25	1819	17	7	41	67	.254	48	.716	3	0-0
2011	26	1892	18	6	42	80	.225	49	.613	4	0-0
2012	23	1568	16	5	37	60	.267	33	.550	5	0-0
TOTAL	97	6561	62	24	148	280	.221	169	.604	14	0-0

Hikaru Murakami

Season	GP	Min.	G	A	Pts	Shots	Shot%	SOG	SOG%	GW	PK-Att
2011	20	349	0	2	2	7	.000	1	.143	0	0-0
2012	22	916	1	0	2	13	.077	8	.615	1	0-0
TOTAL	42	1265	1	2	4	20	.050	9	.450	1	0-0

Individual Career History

Carson Pickett

Season	GP	Min.	G	A	Pts	Shots	Shot%	SOG	SOG%	GW	PK-Att
2012	23	978	2	5	9	28	.071	10	.357	0	0-0
TOTAL	23	978	2	5	9	28	.071	10	.357	0	0-0

Jessica Price

Season	GP	Min.	G	A	Pts	Shots	Shot%	SOG	SOG%	GW	PK-Att
2008	22	924	3	6	12	32	.094	16	.500	1	0-0
2009	25	1820	16	10	42	59	.271	36	.610	8	0-0
2011	24	1215	4	9	17	22	.182	9	.409	2	0-0
2012	23	1162	2	10	14	21	.095	9	.429	0	0-0
TOTAL	94	5121	25	35	85	134	.187	70	.522	11	0-0

Isabella Schmid

Season	GP	Min.	G	A	Pts	Shots	Shot%	SOG	SOG%	GW	PK-Att
2012	18	1452	1	1	3	24	.042	7	.292	1	0-0
TOTAL	18	1452	1	1	3	24	.042	7	.292	1	0-0

Casey Short

Season	GP	Min.	G	A	Pts	Shots	Shot%	SOG	SOG%	GW	PK-Att
2008	23	1546	2	6	10	39	.051	15	.385	0	0-0
2009	13	692	0	5	5	14	.000	4	.286	0	0-0
2010	22	1839	5	3	13	38	.132	18	.474	1	0-0
2012	22	1965	0	4	4	14	.000	5	.357	0	0-0
TOTAL	80	6042	7	18	32	105	.067	42	.400	1	0-0

Taylor Vancil

Season	GP	Min.	G	A	Pts	Shots	Shot%	SOG	SOG%	GW	PK-Att
2011	7	407	0	0	0	0	.000	0	.000	0	0-0
2012	7	244	0	0	0	0	.000	0	.000	0	0-0
TOTAL	14	651	0	0	0	0	.000	0	.000	0	0-0

Season	GP	Minutes	GA	GAAvg	Saves	Save%	W	L	T	Sho
2011	7	406:06	6	1.33	15	.714	2	1	0	2
2012	7	243:40	0	0.00	4	1.000	1	0	0	1.6
TOTAL	14	649:46	6	0.83	19	.760	3	1	0	3.6

Individual Career History

Kelsey Wys

Season	GP	Min.	G	A	Pts	Shots	Shot%	SOG	SOG%	GW	PK-Att
2010	22	2003	0	0	0	0	.000	0	.000	0	0-0
2011	23	1964	0	2	2	0	.000	0	.000	0	0-0
2012	22	1845	0	1	1	1	.000	0	.000	0	0-0
TOTAL	67	5812	0	3	3	1	.000	0	.000	0	0-0

Season	GP	Minutes	GA	GAAvg	Saves	Save%	W	L	T	Sho
2010	22	2004:06	17	0.76	91	.843	16	5	1	12
2011	23	1964:08	22	1.01	61	.735	16	6	1	8
2012	22	1845:19	13	0.63	69	.841	19	3	0	10.6
TOTAL	67	5813:33	52	0.81	221	.810	51	14	2	30.6