



# FLORIDA STATE

2013 BASEBALL



SCOTT  
SITZ

SETH  
MILLER

JUSTIN  
GONZALEZ





# TABLE OF CONTENTS



## OUTLOOK

1	Table of Contents
2-3	This Is Florida State Baseball
4-5	Great Moments In FSU Baseball
6-7	Mike Martin Field at Dick Howser Stadium
8	University & Athletic Administration
9	Quick Facts
10	2013 Roster
11	Roster Breakdown
12	Photo Roster
13-15	2013 Season Outlook

## PLAYERS

16	Justin Gonzalez
17	Seth Miller
18	Scott Sitz
19	Brandon Johnson
20	Stephen McGee
21	Peter Miller
22	Gage Smith
22	Evan Geist
23	Giovanny Alfonzo
23	Kyle Bird
24	Jose Brizuela

25	Mike Compton
26	Josh Delph
26	John Holland
27	Bryant Holtmann
27	Lee Howard
28	Brandon Leibrandt
29	John Nogowski
29	Luke Weaver
30-34	Newcomers
34	Team Photo

## COACHES

35-38	Head Coach Mike Martin
39	Associate Head Coach Mike Bell
40	Assistant Coach Mike Martin, Jr.
41	Director of Baseball Ops Chip Baker
41	Volunteer Assistant Chris Cates
42	Support Staff
43	2013 Batgirls

## REVIEW

44-45	2012 Season In Review
46-47	2012 Final Stats
48	2012 Final Results
49-65	2012 Box Scores
66	2012 ACC Season In Review
67-69	2012 ACC Stats

## OPPONENTS

70	TPX Ad
71-75	2013 Opponents
76-77	All-Time Series Records
78-82	All-Time ACC Results
83-99	All-Time Results

## RECORDS

100-103	FSU Individual/Team Records
104-111	Top Ten Lists
112-113	Year-by-Year Stats
115-118	All-Time Lettermen
119-122	All-Time Jersey Numbers
123	All-Time Coaching Records

## HONORS

124-125	Golden Spikes Award
126	National Players of the Year
127-132	First Team All-Americans
133-134	National Award Winners
135-137	ACC Accolades

## RESULTS

137-139	All-Time ACC Standings
140-141	All-Time ACC Tournament Results
142-158	Year-by-Year Results
159-162	NCAA Tournament Results

## SEMINOLES IN THE PROS

163-165	Seminoles In The MLB Draft
166-169	Seminoles In The Majors

## MEDIA

170-72	Media Information
--------	-------------------

## 2013 ALMANAC CREDITS

The 2013 Florida State Baseball Almanac is a publication of the Florida State University Sports Information Office.

**Written and edited:** Jason Leturmy. **Page layout design:** Jason Leturmy

**Writing, editing and research assistance:** Bob Thomas, Elliott Finebloom, Kerwin Lonzo, Caneka Hammonds, Mike Liotta and Scott Moriak.

**Historical research:** Bob Perrone and Andrew Brady.

**Cover design, page template and graphic designs:** Grant Hawkins Design, College Station, Texas. **Printing:** FSU UPS Store.

**Featured Photographers:** Ryals Lee, Larry Novey, Ross Obley, Mike Olivella and the FSU Photo Lab.

**Contributing Photographers:** Bill Lax, Brian Westerholt, Brad Williams, TheACC.com, Brooks Wallace Award, Darren Decker of the Coleman Company, The Tallahassee Democrat, Bill Greenblatt (St. Louis), Juan Ocampo (L.A. Dodgers), Scott Rovak (St. Louis), Oakland A's Media Services, ©2009 S.F. Giants (Buster Posey); BrianFlemingPhotography.com (Tyler Holt & Sean Gilmartin – USA Baseball), Brita Meng Outzen/Boston Red Sox (J.D. Drew).

**Special Thanks:** Bob Thomas; Steve Phillips, ACC Assistant Director of Media Relations; ACC Baseball SIDs, Bo Carter, NCBWA and Aimee & Ella Leturmy.

# THIS IS FLORIDA STATE BASEBALL

With 2,623 wins, 21 College World Series appearances, three National Championship games, 50 NCAA Tournaments, four Golden Spikes Award winners and 20 first round draft picks, Florida State University has become one of the NCAA's premiere baseball schools.

In 65 years, Florida State baseball has grown into one of the most respected collegiate programs in the country. Not only does Seminole baseball mean wins on the diamond but it also has become synonymous with national honors and awards, major league success and Olympic gold.

## WINNING TRADITION

Since its inception in 1948, Florida State has the second highest winning percentage in Division I baseball history. The Seminoles are one of just two programs in NCAA Division I history to have won more than 73 percent of their games all-time and one of only three teams to have won more than 70 percent. Florida State leads all schools nationally in wins per season and is the only school to average more than 40 wins a year all-time.

No Seminole baseball player has ever gone through a losing season at Florida State in 65 years of intercollegiate play. More than 76 percent of FSU's teams have participated in NCAA Tournament action while 42 percent of those teams that made the NCAA Tournament went on to compete in the College World Series. Florida

State has advanced to the NCAA Tournament 35 years in a row, good for the second-longest active streak in the nation.

Florida State's dominance of college baseball since 1990 is amazing. Over the past 23 years, no team in America has finished in the top 10 and won 50+ games more times than Florida State. Since 2000, Florida State has the best winning percentage (.737) and the most victories (644) of any other team in the nation.



## NATIONAL HONORS

The nation's top players have been playing at Florida State for 65 years and the proof of that is in the honors and awards collected by the Seminoles. FSU players have been named Golden Spikes Award winners four times. No school in America has produced more winners of that prestigious award than Florida State.

Nine Seminole players have been named national players of the year spanning back to 1977 with Terry Kennedy. In 2008, Buster Posey won every major Player of the Year award claiming the Golden Spikes Award, Dick Howser Trophy and Brooks Wallace Award while capturing the Johnny Bench Award, given to the nation's top collegiate catcher. He was also named Player of the Year by

Collegiate Baseball, Baseball America and Rivals.com. James Ramsey is the latest Seminole to garner national acclaim as he was awarded National Player of the Year honors by the ABCA in 2012.

## GOLDEN SPIKE AWARDS

- 1) Florida State ..... 4
- 2) Arizona State ..... 3  
Cal State Fullerton ..... 3
- 4) San Diego State ..... 2

Three Seminoles have been honored for their defensive prowess as recipients of the Rawlings Gold Glove Award with Sherman Johnson (2012/3B), Tyler Holt (2009/OF) and Buster Posey (2008/C). Florida State is one of just six schools who have been honored with multiple Gold Glove winners, while the three recipients are tied for the second most nationally.

In 2010, Mike McGee won the inaugural John Olerud Two-Way Player of the Year Award. McGee hit .328 with a team-high 17 home runs and 73 RBI, while posting an impressive .989 fielding percentage out in left field. He was also the Seminoles' top closer recording 13 saves with a 4-1 record and a 2.96 ERA.

When it comes to first team All-Americans, Florida State has produced 41 who have combined to receive 103 first team All-America honors.

FSU baseball players have taken home 232 All-America honors in program history, which means every year Seminole teams produce more than three All-Americans. Thirty-five freshmen have been honored as freshman All-Americans at Florida State.

Florida State also takes great pride in the academic success of its student-athletes over the years. A total of nine players have garnered Academic All-America honors from the College Sports Information Directors of America (CoSIDA) including seven first team honorees. Buster Posey and

### ALL-TIME WIN PCT.

- 1) Texas ..... .738
- 2) Florida State ..... .730
- 3) Miami ..... .710
- 4) Wichita State ..... .684
- 5) Arizona State ..... .674

### ALL-TIME WINS PER SEASON

- 1) Florida State ..... 40.35
- 2) Cal State Fullerton ..... 39.34
- 3) Coastal Carolina ..... 36.30
- 4) Oral Roberts ..... 35.98
- 5) Miami, Fla. .... 34.63

### CONSECUTIVE NCAA REGIONALS

- 1) Miami ..... 40
- 2) Florida State ..... 35
- 3) Cal State Fullerton ..... 21
- 4) Rice ..... 18
- 5) Oral Roberts ..... 15

### WINS (SINCE 2000)

- 1) Florida State ..... 644
- 2) South Carolina ..... 626
- 3) Rice ..... 617
- 4) Texas ..... 608
- 5) North Carolina ..... 594

### WIN PCT. (SINCE 2000)

- 1) Florida State ..... .737
- 2) Rice ..... .733
- 3) Texas ..... .714
- 4) South Carolina ..... .714
- 5) North Carolina ..... .709

### COLLEGIATE BASEBALL TOP 10 FINISHES (SINCE 1990)

- 1) Florida State ..... 19
- 2) LSU ..... 15
- 3) Cal State Fullerton ..... 12  
Miami ..... 12
- 5) Stanford ..... 11

### CWS APPEARANCES (SINCE 1990)

- 1) Miami ..... 12  
LSU ..... 12
- 3) Cal State Fullerton ..... 11  
Florida State ..... 11
- 5) Stanford ..... 9  
Texas ..... 9

### 50+ WIN SEASONS (SINCE 1999)

- 1) Florida State ..... 7
- 2) Texas ..... 6
- 3) Rice ..... 5  
South Carolina ..... 5



# THIS IS FLORIDA STATE BASEBALL

James Ramsey were named to the first team by CoSIDA, while both individuals were recognized as the ACC Baseball Scholar-Athlete of the Year in 2008 and 2011, respectively. Posey went on to be named the Academic All-America of the Year in 2008. In 2012, Ramsey joined shortstop Greg Gromek (1970 & 1971) as the only two-time, first team Academic All-Americans in Seminole Baseball history. Ramsey also went on to claim Academic All-America of the Year honors in 2012 as well as being named the ACC Scholar-Athlete of the Year for the second year in a row.

## MAJOR LEAGUE SUCCESS

Tallahassee has been a launching pad to the major leagues. Florida State has produced 20 first round draft picks by 19 different players, while more than 200 former Seminoles have gone on to sign professional contracts. In the 1990's alone, FSU sent 55 players into professional baseball. In 2012, James Ramsey became the 19th Seminole chosen in the first round of the Major League Baseball Draft selected by the St. Louis Cardinals with the 23rd overall pick. He joined the likes of Sean Gilmartin (Atlanta - 27th/2011) and Buster Posey (San Francisco - 5th/2008) as first round selections over the last five years. In all, eight Florida State players have been taken in the first 10 picks of a given draft and in the 90's Major League clubs drafted an FSU player in the first round 10 times.

The list of Florida State stars who went on to play in the major leagues ranges from past major leaguers Ken Suarez, Woody Woodward, Jim Lytle, John Grubb, John Wasdin, Luis Alicea, Doug Mientkiewicz and J.D. Drew to current pros Buster Posey, Stephen Drew, Shane Robinson and Randy Choate. Every year more Seminoles are working their way up the professional ladder and into the limelight of professional baseball.

## FSU AND TEAM USA

Florida State players haven't just produced on the collegiate and Major League stage, but they also have a long history of playing for their country. Fifteen FSU players have worn the red, white and blue and competed internationally for the United States.

In the summer of 2005, Shane Robinson followed in the footsteps of 2000 gold medalist and former Seminole Doug Mientkiewicz in deciding to play for his country. Robinson joined former Seminole greats Pedro Grifol, Paul Wilson, Jonathan Johnson and J.D. Drew among others as a member of Team USA.

Tyler Holt and Sean Gilmartin are the most recent Seminoles to play for Team USA donning the colors of their native country during the summers of 2009 and 2010, respectively.

## NATION'S BEST FANS

Florida State's winning tradition has been fueled in part by its great fans. Each year, attendance in Dick Howser Stadium ranks among the nation's top 15 as over 3.5 million fans have come to see the Seminoles play since the opening of the stadium in 1983. In 2012, FSU baseball drew 174,180 fans good for an average of 4,583 per game. Both numbers ranked seventh nationally and were the highest recorded in the ACC. In 2008, FSU eclipsed the 200,000 mark for the first time in school history. The Seminoles drew a school record 202,132 fans in 41 games that year, en route to setting the average attendance record of 4,930.

The Seminole faithful set the standard for all others in the conference as more than 100,000 FSU fans have attended games at Dick Howser Stadium 11 years running, while no ACC school has drawn more fans this decade than Florida State.

## MIKE MARTIN

While the Florida State baseball winning tradition began long ago under the first Seminole coaches, there is no question that tradition has reached unprecedented heights under current head coach Mike Martin.

Entering his 34th season as head coach at Florida State, Martin continues to redefine success by any standard of measure. With 1,723 career victories, a .743 winning percentage that sits second among active NCAA Division I coaches, 33 consecutive regional tournament appearances and 15 trips to the College World Series, Martin's place in college baseball history is secure.

Martin was inducted into the Florida Sports Hall



## 2012 BASEBALL HOME ATTENDANCE LEADERS

### AVERAGE HOME ATTENDANCE

Team	Dates	Attendance	Avg
1. LSU	44	472,391	10,736
2. Arkansas	33	260,468	7,893
3. South Carolina	36	272,736	7,576
4. Ole Miss	32	239,099	7,472
5. Texas	23	146,032	6,349
6. Mississippi St.	33	206,920	6,270
7. Florida St.	38	174,180	4,584
8. Clemson	33	145,388	4,406
9. Texas A&M	43	187,901	4,370
10. Creighton	25	106,717	4,269

### TOTAL HOME ATTENDANCE

Team	Dates	Attendance	Avg
1. LSU	44	472,391	10,736
2. South Carolina	36	272,736	7,576
3. Arkansas	33	260,468	7,893
4. Ole Miss	32	239,099	7,472
5. Mississippi St.	33	206,920	6,270
6. Texas A&M	43	187,901	4,370
7. Florida St.	38	174,180	4,584
8. Florida	39	153,484	3,935
9. Texas	23	146,032	6,349
10. Clemson	33	145,388	4,406

of Fame in 2005 and the American Baseball Coaches Association Hall of Fame in 2007. Since then he has eclipsed the 1,500-, 1,600- and 1,700-win milestones and returned to the College World Series three times in the last five seasons, while continuing to turn out All-Americans, Major League Draft choices and postseason participants.

The FSU alum has become the face of Florida State baseball having been associated with the Seminoles for 41 of FSU's 66 seasons. He has led the Seminoles to 16 conference championships including five in the ACC with the latest coming in 2010. Since moving to divisional play in 2006, Martin has led the Seminoles to six consecutive ACC Atlantic Division titles from 2007-12. In one way or another, Martin has been a part of more than 75 percent of FSU's victories. In 2010, Martin was named to Florida State University's list of 100 Distinguished Graduates in celebration of the FSU Alumni Association Centennial. He added to his legacy in 2012 when he was named Baseball America's College Coach of the Year for the first time in his career after leading FSU to another 50-win season, a berth in the College World Series and a top four finish.



# GREAT MOMENTS IN FSU BASEBALL



Florida State's appearance at the 2012 College World Series marked the Seminoles' 21st trip to Omaha. FSU finished with a 2-2 record

en route to its finest postseason run at the CWS since 2000. Two players that paved the way out in Omaha were **DEVON TRAVIS** and **SHERMAN JOHNSON**, as the Seminole duo combined to hit .485 with 16 hits, five doubles, two home runs, seven RBI and eight walks in four games. Both were recognized for their efforts by earning a spot on the CWS All-Tournament Team. Travis finished as the leading hitter in the series with a .593 (9-for-16) average. The junior second baseman became the first player to record four consecutive multi-hit games to open a CWS since Stanford's John Gall performed the feat in 1999. Johnson went on to hit .412 (7-for-17) in Omaha as four of his seven hits went for extra bases. The senior third baseman's name will forever be part of CWS history as one of only two players to hit a home run during the College World Series inside both Rosenblatt Stadium and TD Ameritrade Park.

**BUSTER POSEY** left a lasting impression on Florida State Baseball following his junior season in 2008. The Leesburg, Ga., native won every major Player of the Year award while earning consensus first team All-American accolades. He led the nation in six offensive categories and became just the fourth student-athlete in ACC history to capture the triple crown as he led the league in batting average (.463), home runs (26) and RBI (93). His .463 batting average was the highest recorded in a single-season in Seminole baseball history. Posey's work continued in the classroom

as he was honored as the Academic All-America of the Year by CoSIDA. In the 2008 MLB First Year Player Draft, Posey was chosen fifth overall by the San Francisco Giants.

Heading into the 2008 season, the Seminoles were in search of a leadoff batter. What they found was a freshman center fielder from Gainesville, Fla., to fill that void. **TYLER HOLT** made the most of his opportunity as he ranked among the national leaders in walks (2nd) and walks per game (6th). But what was most impressive was that Holt reached base in every regular season game, a streak that reached 55 consecutive games. The streak fell two games shy of the school record of 57 games set by Shane Robinson over two seasons (2004-05). Holt's streak is the longest recorded in a single-season at FSU.

### FSU Baseball: An Elite Program


Success is synonymous with Florida State Baseball. In 18 of the last 22 seasons, the Seminoles have claimed the regular season title or finished with the best record in the Atlantic Coast Conference, won the ACC Tournament title or advanced to the College World Series in Omaha, Neb. Pretty impressive for a school that has the most wins in Division I since 2000 (644) and the second highest winning percentage (.730) of all-time in Division I history.

May 31, 2009 will go down as a historic day in Florida State baseball history not only for the magnitude of the game but for the results accomplished on the field. With a berth to the NCAA Super Regional on the line, Florida State put forth a record performance setting four school records and five NCAA Tournament records in a 37-6 victory over Ohio State. FSU set school records for runs (37), hits (38), doubles (15) and total bases (66), while the four above mentioned


records plus the 51 combined hits by both schools set NCAA Tournament single-game records. The Seminoles also tied a school record for RBI (34) in a game and most combined runs by two teams with 43. **STEPHEN CARDULLO** also made history finishing the game 7-for-9 with five runs and five RBI. He tied the school record for hits and at-bats, while his seven hits and nine at-bats were the most in an NCAA Tournament game. The junior shortstop tallied 12 total bases recording a triple, three doubles and three singles.

**SHANE ROBINSON** was a terror on the base paths his entire career but it wasn't until the 2006 ACC Tournament that he cemented his name atop the career steals list at FSU. With five steals at the ACC

Tournament, Robinson took over first place all-time at Florida State with 99 in his career. The All-American was 32-for-36 in 2006 stealing bases. In 2005, the center fielder swiped 13 bases before he was thrown out for the first time. He then stole 27 consecutive bases at one point during the year, surpassing his previous streak of 19 in a row as a freshman in 2004. Then in 2006, he stole 11 straight before being caught for the first time. Robinson's average was 34 steals a year, which he came just two shy of reaching in 2006. The junior did however get the one steal he needed in the NCAA Athens Regional becoming the first Seminole to swipe 100 bases in school history.



**J.D. DREW** was the king of college baseball in 1997. The first team consensus All-American re-wrote college baseball history as he became the first Division I player to ever hit 30 home runs and steal 30 bases in a season. He was named baseball player of the year by Baseball America, Collegiate Baseball and The Sporting News on top of receiving the Dick Howser Award, which was given out by the American Baseball Coaches





# GREAT MOMENTS IN FSU BASEBALL

Association. Drew's season was capped off when he won the Golden Spikes Award as the nation's top amateur baseball player.

**MARSHALL MCDUGALL** hits six homeruns in a game versus Maryland, May 9, 1999. In the 26-2 FSU win, McDougall set NCAA records for home runs in game, RBI in a game (16) and total bases with 25.



In 1956 Seminole pitcher **TONY AVTIBALE** struck out 24 batters for FSU in a win over Furman. The Seminoles recorded 25 strikeouts in that game, one short of the NCAA record.



All-American **PAUL WILSON** made FSU history in 1994 when he became the only Seminole ever drafted No. 1 overall in a professional sports draft.



The right-handed pitcher was the first player selected in the draft by the New York Mets. Wilson is one of 19 Florida State players drafted in the first round of the MLB Draft.

The 1982 season was a special one for Seminole **JEFF LEDBETTER**. The senior set NCAA records for home runs in a season (42), home runs in a career (97), home runs in game (4), RBI in a career (346), total bases in a season (273) and


total bases in a career (704). He also set an NCAA record with a .875 slugging percentage. Ledbetter went on to be named The Sporting News' Player of the Year.

Seminole great **MIKE LOYND** led Florida State to a 61-13 record in 1986 when he went 20-3 on the hill. The hurler struck out 223 batters and became the 10th recipient of the Golden Spikes Award as the best amateur baseball player in America. Loynd is one of four Golden Spikes Award winners from Florida State (Mike Fuentes 1981; J.D. Drew, 1997; Buster Posey, 2008), which is the most by any school in the history of the award.



**DEION SANDERS** had a stellar football career at Florida State and went on to play in both the NFL and Major Leagues. Not only is Sanders the only athlete ever to play in a Super Bowl and a World Series, he made headlines in 1992 when on October 11 Sanders played for the Falcons in Miami and then took a charter flight to Pittsburgh for a playoff game that night. Pulling double duty was nothing new for Sanders. In 1987, the three-sport star won a Metro Conference Championship in the 400m relay and then turned around and delivered the game-winning hit in the Metro Conference Championship game that evening.

Tallahassee has been the starting point for more than 150 **FUTURE MAJOR LEAGUERS**. Former FSU baseball players have been on the receiving end of the Gold Glove Award, league MVP, named both American League and National League All-Stars, winners of the All-Star MVP and Rookie of the Year honors and even manager of a World Series Champion.



**DICK HOWSER** became the first ever All-American in Florida State history in 1957. A shortstop with the Kansas City Royals in 1961, Howser was named MLB Rookie of the Year by The Sporting News. As a major league manager, Howser won

three pennants and a World Series Championship. His No. 34 jersey was retired at Florida State in 1976. In 2008, Howser was inducted into the National College Baseball Hall of Fame.




World Series Champion **DOUG MIENTKIEWICZ** is in select company. The former Gold Glove winner is one of only five players in USA Baseball history to win both a gold medal and a World Series Championship. In 2000, Mientkiewicz hit a game-winning grand slam in the preliminaries versus Korea and then propelled the US into the gold medal game with a walk-off, solo home run in the bottom of the ninth versus the Koreans again.

**OMAHA** has become a home away from home for the Florida State baseball program. The Seminoles have reached college baseball's promised land 21 times in program history. Only three schools in the history of the sport have made it to the College World Series more times than FSU. The Garnet and Gold rank in the top 11 all-time in CWS history for games played (70) and victories (28).

Head coach **MIKE MARTIN** has established himself as one of the greatest coaches ever in the collegiate game during his 33-year tenure at Florida State. On top of leading FSU to 33 consecutive NCAA Regionals and to 15 College World Series, Martin stacks up among the best coaches ever in terms of wins and winning percentage. The Hall of Fame coach is just one of three coaches in Division I history to eclipse 1,700 career victories. Martin sits second all-time among active Division I coaches in winning percentage and third in wins. In 2012, Martin was recognized as Baseball America's College Coach of the Year for the first time in his career after leading the Seminoles to a 50-win season, the best record in the ACC, a trip to the College World Series and another top four finish.

Florida State first fielded an intercollegiate baseball program in 1948, and since that very first team took the field, no Seminole baseball squad has ever posted a losing record – a streak of 65 straight winning seasons. The **1948 TEAM** defeated Troy State in the final game of the season to finish the year with a 9-8 record.





# MIKE MARTIN FIELD AT



Dick Howser Stadium has taken its place as one of the top collegiate baseball facilities in the country after a two-year, \$12 million dollar project was completed in 2004. Located on the campus of Florida State University, the stadium has welcomed over three million people since it was opened in 1983 and has provided fans with the feeling of having “the best seat in the house” to watch the finest in college baseball action. On April 2, 2005 Florida State University dedicated the field at Dick Howser Stadium to current head coach Mike Martin. Florida State’s skipper for the last 34 years now coaches on the diamond bearing his name, Mike Martin Field at Dick Howser Stadium.

Florida State’s players and coaches enjoy the convenience and luxury of a clubhouse and locker room currently located behind the Seminole dugout. The Griffin Family Clubhouse was moved to the first base side for the 2004 season as the construction process was completed. The main locker room was described by former Seminole and 2004 World Series Champion Doug Mientkiewicz as being “better than 95% of the big league clubhouses” he has seen. The locker room contains a personalized wooden locker for each player, a separate locker room for the Seminole coaches and trainers, and a video area where FSU players and coaches can watch film.

The stadium also houses all of the baseball offices. The coaches’ offices overlook the stadium behind home plate. There is also a weight room and training area adjacent to the clubhouse. Each of the areas were expanded and improved during the renovation process.

There are on-going efforts to keep Dick Howser Stadium one of the top facilities in college baseball. Truly a “player’s ballpark,” the stadium has had many upgrades even since the \$12 million renovation was completed. In 2005 an upgraded \$50,000 sound system was installed and an enhanced exterior brick façade as the outfield walls now match the exterior grandstand of the stadium. During the summer of 2011, the field underwent a major face lift in which a new drainage system was put in place in the outfield. New sod was also laid in both the infield and outfield, while the foul territory, from the edge of the outfield grass in front of the first base dugout all the way around to the third base dugout, was lined with turf. New clay was deposited in the infield

to regulate moisture, thus provide a better playing surface. Also, the clay on the pitcher’s mound and around the batter’s box was changed out in favor of a hybrid clay mixed with synthetic polymers designed to be more water and wear resistant. Finally, five new 14-foot fans were installed in the grandstand, while a radio system was installed in the restrooms throughout the stadium so fans can stay informed of all the action.

Dick Howser Stadium, named after the late Kansas City Royals and Florida State manager who was also Florida State’s first-ever baseball All-American, is a showcase befitting one of the top collegiate teams in the nation. From the beautifully manicured playing surface to the chair back seats, Howser Stadium is one of the best places in the country to watch a college baseball game.

Stadium capacity increased to 6,700 as additional seats were added during the two-year construction process. Florida State annually ranks in the top 15 nationally in attendance. In 2008, Florida State set single-season records for both total home attendance (202,132) and average home attendance (4,930). It marked the first time in school history that more than 200,000 fans turned out. The Seminole faithful helped reach a new landmark in 2009, when the 39-game home slate brought 184,227 fans to the ballpark, pushing FSU’s all-time, home attendance past three million. FSU averaged 4,584 in 38 home games during the 2012 schedule, the seventh highest home attendance average in the nation and the best in the ACC.

The top three crowds in Dick Howser Stadium history all came during the 2008 season. FSU surpassed 6,000 fans twice in 2011 and three more times in 2012 including a packed crowd of 6,730 – the fourth largest attended game in school history – when the Seminoles hosted Florida on April 10. When you consider that the one-millionth fan walked through the gates of Dick Howser Stadium in 1994 – only its 12th season of operation – and two million more made the same trek over the next 17 years, there is little doubt that the Seminoles remain a top draw. Since the 1983 opening, FSU has averaged over 2,800 fans per game and more recently the Seminoles have averaged over 4,000 fans for eight straight seasons.

The Seminole faithful set the standard for all others in the ACC as more than 100,000 FSU fans have attended games at Dick Howser Stadium each of the last 11 years and 13 of the last 14. No ACC school has drawn as many fans in the new millennium.

Seminole fans are simply the best and most knowledgeable in college baseball. Although they live and die with their Seminoles, the FSU faithful are known nationwide for their sportsmanship and appreciation of good baseball — by both teams. Fans, along with the stadium and a professional game operation, are a large reason that Mike Martin Field at Dick Howser Stadium has been chosen as an NCAA Regional Tournament site 26 times in 30 years since its opening in 1983. Dick Howser Stadium has also served as host to nine Super Regionals since the new postseason format was adopted in 1999.

The stadium was dedicated in honor of Dick Howser in March of 1988 prior to an exhibition game between Florida State and the Kansas City Royals, two of Howser’s former teams. As part of the stadium dedication, Kansas City all-stars George Brett and Bo Jackson

TOP 20 DICK HOWSER CROWDS			
No.	Opponent	Date	Attendance
1.	Miami	4/19/08	6,789
2.	Miami	4/18/08	6,756
3.	Florida	4/15/08	6,737
4.	Florida	4/10/12	6,730
5.	Miami	4/15/06	6,715
6.	Miami	4/14/06	6,700
7.	Florida	4/18/07	6,574
8.	Auburn	3/1/08	6,544
9.	Florida	4/13/10	6,526
10.	Texas	6/8/03	6,524
11.	Auburn	6/4/05	6,398
12.	Florida	3/30/05	6,393
13.	Miami	4/10/04	6,387
14.	Florida	4/12/11	6,357
15.	Florida	4/14/09	6,345
16.	North Carolina	4/9/11	6,343
17.	Miami	4/17/04	6,328
18.	Florida	4/19/06	6,246
19.	Virginia Tech	3/31/12	6,158
20.	Miami	4/11/86	6,145



# DICK HOWSER STADIUM



have their names adorning the Seminole Clubhouse. Out of appreciation to the family for a generous gift when the school was renovating Dick Howser Stadium, FSU named one of the nation's top locker rooms in honor of the family as Seminole players now prepare for games and practices in the Griffin Family Clubhouse.

The clubhouse is one of the most impressive in the nation with personalized wooden lockers, a big screen television, a state-of-the-art sound system and every comfort current and future Seminoles could ever ask for.

"Phenomenal," was the first word that came to mind when former Seminole Doug Mientkiewicz first toured the Griffin Family Clubhouse. "I walked into the clubhouse for the first time and I said, 'This is better than 95% of the big league clubhouses.' The clubhouse at Fenway, when we won the World Championship in 2004, was about the size of this room. If it's not the best, I'd like to see the best in college baseball. To me this is the best place to be and this is the best place to play."

helped unveil a new \$150,000 matrix scoreboard and a bronze bust of Howser. While the bust of Howser still stands in Haggard Baseball Plaza, the matrix scoreboard was replaced in January 2004 with a new \$800,000 video board. The state-of-the-art scoreboard provides lineups, statistics and replays throughout the game and stands 40 feet high and 70 feet wide.

Mike Martin Field at Dick Howser Stadium has come a long way in the last two decades. Old Seminole Field was christened Seminole Stadium March 28, 1983, after a one million dollar renovation was completed on the park. Wooden bleachers were replaced with a two-tier concrete grandstand seating 2,500. Modern concession areas, restrooms and a press box complete with separate booths for radio and television broadcasts were also added.

The playing surface dimensions measure 320 feet to right field, 400 feet to center and 340 feet to left. Prior to the 1986 season, a screen was added to the top of the right field wall, increasing in five-foot increments from 20 feet in the power alley to 30 feet in right field — giving a unique effect.

The playing field itself is also often compared to that of a major league park. FSU grounds chief Brian Donaway and his crew oversees the everyday upkeep of the playing surface and surroundings, spending hours on the field year-round. The dedication and hard work were rewarded in the fall of 2001, when Dick Howser Stadium was named the best collegiate baseball field in the country. Often taken for granted, the grounds crew gives Mike Martin Field at Dick Howser Stadium a playing field unsurpassed by any collegiate team in the nation.

The beautiful home of Florida State's baseball Seminoles, from the Mike Loynd Tradition Room and the Griffin Family Clubhouse to the top-notch playing field and overall family atmosphere, is indeed a fitting tribute to one of FSU's greatest alumni, Dick Howser.

## MIKE LOYND TRADITION ROOM

The Mike Loynd "Tradition Room", located underneath the first base stands, holds an attractive showcase which tells the story of the great players, award-winners and tremendous FSU teams of the past. Trophies and plaques depicting Florida State's baseball success through the years adorn the walls. It also provides a comfortable lounge area adjacent to the FSU clubhouse.

Separate wall displays, attractively back-lit, are devoted to Florida State All-Americans, former Seminoles in the pros and FSU's 21 College World Series teams and 17 conference championships. Another wall is lined with FSU's most recent tournament and conference championship trophies, as well as replicas of the Golden Spikes Awards of Mike Loynd, Mike Fuentes, J.D. Drew and Buster Posey.

The Mike Loynd Tradition Room, built thanks to the generous donation of former Florida State All-American Mike Loynd, serves as a showcase for the great tradition which is Florida State baseball.

## THE GRIFFIN FAMILY CLUBHOUSE

Former Seminole first team All-American John-Ford Griffin grew up in a Garnet & Gold home. Both his father Bill and mother Carla attended FSU as well as his two sisters. So it seems appropriate one of the greatest Seminole baseball players, along with his entire family,

## STADIUM QUICK FACTS

Capacity .....	6,700
Dimensions .....	320' right - 400' center - 340' left
Alleys .....	365-LC; 360-RC
Height of Wall .....	10'
Height of Right Field Screen .....	30'
Playing Surface .....	Natural Grass (Bermuda)
Opening Day .....	March 29, 1983
First Game Result .....	FSU 5, LSU 15
First FSU Win .....	FSU 10, LSU 5 (3/30/83)
First Day Crowd .....	1,305
First Run .....	Tommy Zoeller (FSU)
First Hit .....	Zoeller, single to left
First RBI .....	Danny Dowell (FSU), single to score Zoeller
First Batter .....	John Morse (LSU)
First Putout .....	Rick Figueredo (FSU), 5-3 putout on Morse
First Assist .....	Mark Barineau (FSU) on Morse grounder
First Double .....	Ronnie Corbett (LSU), sixth inning
First Triple .....	Ronnie Corbett (LSU), eighth inning
First Home Run .....	Rick Figueredo (FSU), fifth inning
FSU in Dick Howser Stadium .....	942-193-1 (.830)

## SEASON HOME ATTENDANCE TOTALS

(since opening of stadium in 1983)

Year	Dates	Total	Average
1983 <sup>^</sup>	30*	57,575	1,919
1984	51*	72,518	1,422
1985	<b>58*</b>	103,552	1,785
1986	45*	118,897	2,642
1987	43*	86,209	2,005
1988	46*	86,628	1,884
1989	46*	87,240	1,896
1990	40	106,081	2,652
1991	40*	109,549	2,739
1992	41*	90,278	2,202
1993	40*	80,757	2,019
1994	42*	106,352	2,532
1995	35*	85,137	2,432
1996	36	72,382	2,010
1997	38*	98,622	2,595
1998	32*	62,128	1,941
1999	40*	102,931	2,573
2000	41*	114,651	2,796
2001	37*	91,520	2,474
2002	44*	129,013	2,932
2003	40*	131,223	3,281
2004	35*	115,680	3,305
2005	38*	171,643	4,516
2006	37	163,587	4,421
2007	41*	183,534	4,476
2008	41*	<b>202,132</b>	<b>4,930</b>
2009	39*	184,227	4,724
2010	37*	172,149	4,652
2011	38*	176,859	4,654
2012	38*	174,180	4,583
<b>TOTAL</b>	<b>1,209</b>	<b>3,537,234</b>	<b>2,925</b>

<sup>^</sup>Stadium opened in middle of 1983 season; \*Includes NCAA Regional & Super Regional games; **BOLD** indicates FSU single-season record.





# UNIVERSITY & ATHLETIC ADMINISTRATION



**DR. ERIC J. BARRON**  
PRESIDENT



**RANDY SPETMAN**  
DIRECTOR OF ATHLETICS



**PAMELA L. PERREWE**  
FACULTY ATHLETICS  
REPRESENTATIVE



**MONK BONASORTE**  
SENIOR ASSOCIATE  
ATHLETIC DIRECTOR



**VANESSA FUCHS**  
SENIOR ASSOCIATE  
ATHLETIC DIRECTOR/SWA



**JOHN LATA**  
ASSISTANT ATHLETICS  
DIRECTOR/BASEBALL OVERSIGHT

## 2012-13 FLORIDA STATE BOARD OF TRUSTEES



Allan  
Bense, Chair



Edward E. "Ed"  
Burr



Susie  
Busch-Transou



Joseph L.  
Camps



Emily  
Fleming Duda



Joseph  
Gruters



Wm. Andrew  
Haggard



Mark  
Hillis



Sandra  
Lewis



Leslie  
Pantin



Margaret A. "Peggy"  
Rolando



Brent W.  
Semblor



Rueben  
Stokes



# QUICK FACTS

## UNIVERSITY INFORMATION

Location.....Tallahassee, FL  
 Symbol.....Seminoles  
 Colors.....Garnet and Gold  
 Enrollment.....(as of Fall 2011) 41,710  
 President.....Dr. Eric J. Barron  
 Athletic Director.....Randy Spetman  
 Assistant Athletics Director of Student Services/Baseball.....John Lata  
 Conference.....Atlantic Coast Conference  
 National Affiliation (Division).....Division I

## BASEBALL INFORMATION

Head Coach.....Mike Martin  
 Alma Mater.....Florida State (1966)  
 Record at Florida State.....1723-594-4 (34th Season)  
 Career Coaching Record.....1723-594-4 (34th Season)  
 Associate Head Coach.....Mike Bell (2nd Season)  
 Assistant Coach.....Mike Martin, Jr. (16th Season)  
 Volunteer Coach.....Chris Cates (1st Season)  
 Baseball Office Phone Number.....(850) 644-1073  
 Ticket Office Phone Number.....(850) 644-1830  
 Home Field/Capacity.....Dick Howser Stadium/6,700  
 Surface/Dimensions.....Natural Grass/LF-340, CF-400, RF-320

## TEAM INFORMATION

2012 Overall Record.....50-17  
 Home Record.....33-5  
 Away/Neutral Record.....17-12  
 2012 Conference Record/Finish.....24-6/Atlantic Division Champions  
 Home Record.....13-2  
 Away Record.....11-4  
 2012 ACC Tournament.....0-3  
     Lost to Georgia Tech 5-4  
     Lost to Clemson 9-7  
     Lost to Virginia 7-0  
 2012 NCAA Tournament.....7-2 - College World Series (Omaha, Neb.)  
     Tallahassee Regional - Defeated UAB 2-1  
     Defeated Samford 8-1, 5-2  
     Tallahassee Super Regional - Won series vs. Stanford - 2-0  
     Game 1: won 17-1; Game 2: won 18-7  
     College World Series - 2-2 (Final Four)  
     Lost to Arizona 4-3 (12)  
     Defeated Stony Brook 12-2  
     Defeated UCLA 4-1  
     Lost to Arizona 10-3  
 Letterwinners Returning/Lost.....19/10  
 Newcomers.....15  
     Position Starters Returning/Lost.....5/4  
     Pitchers Returning/Lost.....10/5  
 All-Time School Record (Yrs/Pct.).....2623-965-10 (65/.730)  
 All-Time ACC Record (Yrs).....385-155-0 (21)  
 All-Time NCAA Record (Yrs).....174-113-0 (50)  
     Years in NCAA Regional (Last).....50 (2012, 35 Consecutive)  
 All-Time College World Series Record (Pct.).....28-42-0 (.400)  
     Years in College World Series (Last).....21 (2012)

## SID INFORMATION

Baseball SID.....Jason Leturmy  
 Phone Number.....(850) 644-3920  
 Fax Number.....(850) 644-3820  
 Cell Phone.....(850) 228-7568  
 Press Box Number.....(850) 644-1553  
 Email Address.....jleturmy@fsu.edu  
 Mailing Address.....Florida State University  
     403 Stadium Drive West, Room D0107  
     Tallahassee, FL 32306  
 Athletic Website.....www.seminoles.com  
 Baseball Twitter.....@FSU\_Baseball  
 Facebook Address.....Facebook.com/FSUBaseball  
 Conference Baseball SID.....Steve Phillips  
 Email Address.....sphillips@theacc.org  
 Conference Website.....www.theacc.com

## MEDIA INFORMATION

Radio Station.....100.7 FM - Tallahassee (Saturday & Sunday),  
     WFLA-AM 1270 - Tallahassee (Monday - Friday)  
 Radio Contact.....TBA  
 Phone.....850-422-3107  
 Play-by-Play Announcers.....Tom Block & Eric Luallen

## 2012 FINAL RANKINGS

Baseball America.....4  
 USA Today/ESPN Coaches Poll.....3  
 Collegiate Baseball.....4  
 NCBWA.....4

## 2012 ACC TEAM STATS

Batting......281 (5th)  
 Pitching.....3.47 (4th)  
 Fielding Percentage......968 (8th)

## RETURNING STAT LEADERS

Batting Average.....Josh Delph (.267)  
 Hits.....Justin Gonzalez (54)  
 Runs Scored.....Justin Gonzalez (42)  
 Doubles.....Jose Brizuela (12)  
 Triples.....Jose Brizuela & Seth Miller (2)  
 Home Runs.....Justin Gonzalez (9)  
 RBI.....Justin Gonzalez (42)  
 Stolen Bases.....Justin Gonzalez (13)  
 ERA (10 + innings pitched).....Brandon Leibrandt (2.82)  
 Innings Pitched.....Brandon Leibrandt (99.0)  
 Wins.....Mike Compton (12)  
 Strikeouts.....Brandon Leibrandt (83)  
 Saves.....Gage Smith (3)



# 2013 ROSTER

## NUMERICAL ROSTER

No.	Name	Pos	B-T	Ht	Wt	Cl	Hometown (Previous School)
1	Giovanny Alfonzo	INF	R-R	5-11	175	SO	Port St. Lucie, FL (Lincoln Park Academy)
2	Josh Delph	OF	L-L	6-0	190	SO	Bartow, FL (Bartow HS)
3	John Nogowski	1B	R-L	6-1	210	SO	Tallahassee, FL (North Florida Christian)
5	Billy Strode	LHP	L-L	6-1	185	SO	Parkland, FL (Indian River State College)
7	Luke Weaver	RHP	R-R	6-2	170	SO	DeLand, FL (DeLand HS)
8	DJ Stewart	OF	L-R	6-0	230	FR	Yulee, FL (The Bolles School)
9	Stephen McGee	C	R-R	6-3	230	R-JR	Port St. Lucie, FL (Port St. Lucie HS)
10	Justin Gonzalez	INF	R-R	6-3	205	SR	Miami, FL (Columbus HS)
12	John Sansone	INF	R-R	5-11	200	FR	New Castle, PA (Neshannock HS)
13	John Holland	INF	L-R	5-11	175	SO	Johns Creek, GA (Northview HS)
14	Kyle Bird	LHP	L-L	6-2	195	SO	Orange Park, FL (Clay HS)
15	Evan Geist	LHP	R-L	6-3	195	R-SO	Roswell, GA (Marist HS)
16	Alvin Swoope	INF	R-R	5-8	175	FR	Port St. Lucie, FL (Treasure Coast HS)
17	Mike Compton	RHP	R-R	6-2	195	SO	Branson, MO (Branson HS)
18	Seth Miller	OF	L-L	6-2	200	SR	Southport, FL (Northwest Florida SC)
19	Gage Smith	RHP	R-R	6-1	190	R-JR	Tallahassee, FL (North Florida Christian)
21	Dylan Silva	LHP	L-L	6-1	215	FR	Lake Worth, FL (American Heritage HS)
23	JJ Gould	INF	R-R	6-0	190	FR	Sarasota, FL (Sarasota HS)
24	Marcus Davis	OF/1B	L-L	6-2	215	JR	Cincinnati, OH (Walter State CC)
25	Brett Knief	OF	R-R	6-0	200	R-JR	Ramsey, NJ (Seminole State College)
26	Scott Sitz	RHP	R-R	5-10	210	SR	Jacksonville Beach, FL (Fletcher HS)
27	Ryan Valdes	OF	R-R	5-11	165	FR	Odessa, FL (Alonso HS)
28	Lee Howard	C	R-R	6-0	195	SO	Fleming Island, FL (Fleming Island HS)
30	Robby Coles	RHP	R-R	6-2	175	JR	Crawfordville, FL (Chipola Junior College)
32	Ladson Montgomery	C	L-R	5-8	185	JR	St. Johns, FL (Chipola Junior College)
33	Bryant Holtmann	LHP	R-L	6-5	205	SO	Albers, IL (Breese Central HS)
35	Hayden Jordan	RHP	R-R	6-2	220	JR	Peachtree, GA (Tallahassee CC)
36	Kenny Burkhead	RHP	L-R	6-0	195	FR	Deltona, FL (Trinity Christian Academy)
37	Brandon Leibrandt	LHP	L-L	6-4	205	SO	Alpharetta, GA (Marist School)
40	Peter Miller	RHP	R-R	6-1	195	JR	Lutz, FL (Cambridge Christian HS)
43	Casey Smit	INF	L-R	5-9	165	JR	Tampa, FL (College of Central Florida)
44	Jameis Winston	OF/RHP	S-R	6-4	220	FR	Hueytown, AL (Hueytown HS)
51	Brandon Johnson	LHP	L-L	6-2	205	JR	Tampa, FL (Alonso HS)
53	Jose Brizuela	INF/OF	L-R	6-0	200	SO	Weston, FL (Archbishop McCarthy HS)

## ALPHABETICAL ROSTER

No.	Name	Pos
1	Giovanny Alfonzo	INF
14	Kyle Bird	LHP
53	Jose Brizuela	OF/INF/RHP
36	Kenny Burkhead	RHP
30	Robby Coles	RHP
17	Mike Compton	RHP
24	Marcus Davis	OF/1B
2	Josh Delph	OF
15	Evan Geist	LHP
10	Justin Gonzalez	INF
23	JJ Gould	INF
13	John Holland	INF
33	Bryant Holtmann	LHP
28	Lee Howard	C
51	Brandon Johnson	LHP
35	Hayden Jordan	RHP
25	Brett Knief	OF
37	Brandon Leibrandt	LHP
9	Stephen McGee	C
40	Peter Miller	RHP/INF
18	Seth Miller	OF
32	Ladson Montgomery	C
3	John Nogowski	1B
12	John Sansone	INF
21	Dylan Silva	LHP
26	Scott Sitz	RHP
43	Casey Smit	INF
19	Gage Smith	RHP
8	DJ Stewart	OF
5	Billy Strode	LHP
16	Alvin Swoope	INF
27	Ryan Valdes	OF
7	Luke Weaver	RHP
44	Jameis Winston	RHP/OF

## COACHING STAFF

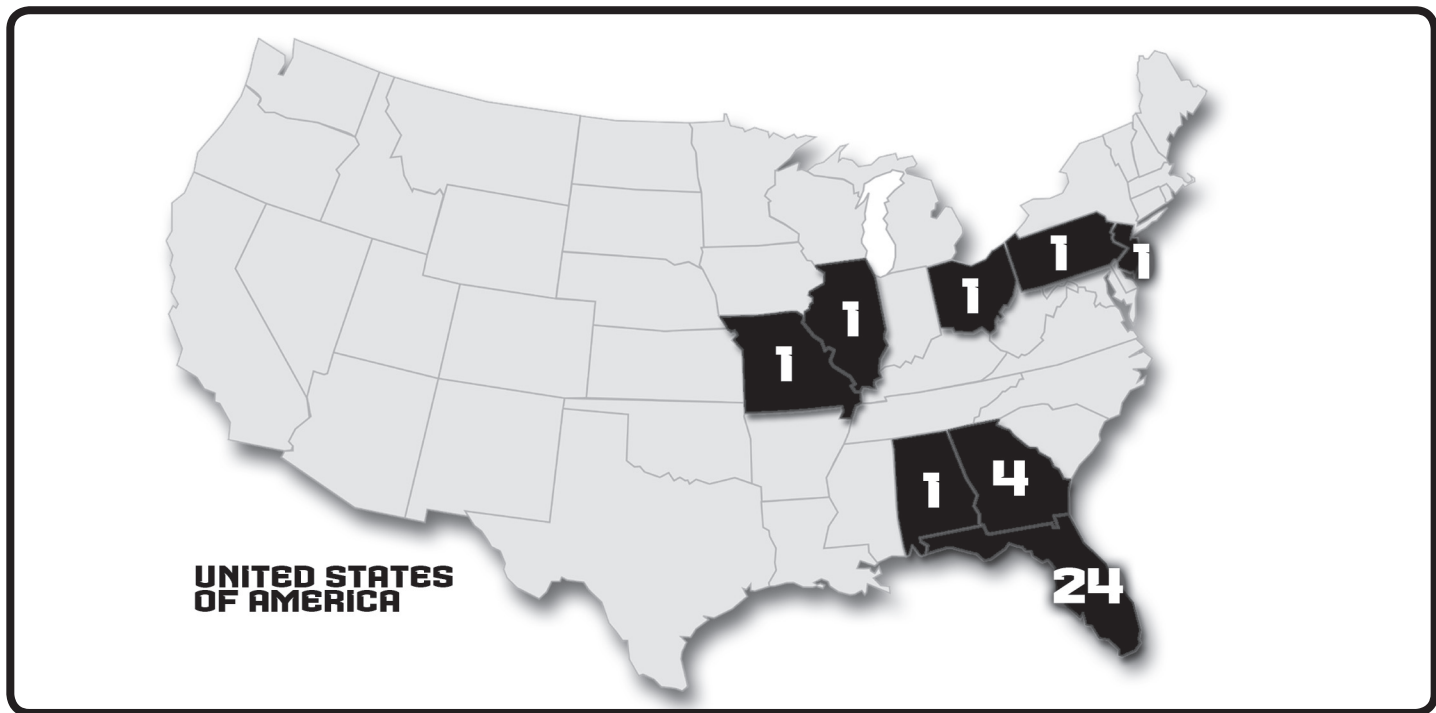
- 11 Head Coach: Mike Martin (34th Season) Florida State (1966)
- 22 Associate Head Coach: Mike Bell (2nd Season) Florida State (1996)
- 4 Assistant Coach: Mike Martin, Jr. (16th Season) Florida State (1995)
- 6 Volunteer Coach: Chris Cates (1st Season) Louisville (2007)

## PRONUNCIATION GUIDE

- Jose **Brizuela**..... Briz-way-lah
- JJ **Gould**..... Goo-uld
- Brett **Knief**..... Kah-neeфф
- Scott **Sitz**..... Sights
- Jameis **Winston**..... Jame-iss



# ROSTER BREAKDOWN



## EXPERIENCE BREAKDOWN

Seniors.....	3 - Gonzalez, S. Miller, Sitz
Redshirt Juniors .....	3 - Knief, McGee, Smith
Juniors .....	7 - Coles, Davis, Johnson, Jordan P. Miller, Montgomery, Smit
Redshirt Sophomore .....	1 - Geist
Sophomores.....	12 - Alfonzo, Bird, Brizuela, Compton, Delph, Holland, Holtmann, Howard, Leibrandt, Nogowski, Strode, Weaver
Freshmen .....	8 - Burkhead, Gould, Sansone, Silva Stewart, Swoope, Valdes, Winston

## BREAKDOWN BY STATE

Florida.....	24 - Alfonzo, Bird, Brizuela, Burkhead, Coles, Delph, Gonzalez, Gould, Howard, Johnson, McGee, P. Miller, S. Miller, Montgomery, Nogowski, Silva, Sitz, Smit, Smith, Stewart, Strode, Swoope, Valdes, Weaver
Georgia .....	4 - Geist, Holland, Jordan, Leibrandt
Alabama .....	1 - Winston
Illinois .....	1 - Holtmann
Missouri .....	1 - Compton
New Jersey.....	1 - Knief
Ohio .....	1 - Davis
Pennsylvania.....	1 - Sansone





# 2013 PHOTO ROSTER



**1**  
Giovanni Alfonzo  
INF, R/R, 5-11, 175  
SO, Port St. Lucie, FL



**2**  
Josh Delph  
OF, L/L, 6-0, 190  
SO, Bartow, FL



**3**  
John Nogowski  
1B, R/L, 6-1, 210  
SO, Tallahassee, FL



**5**  
Billy Strode  
LHP, L/L, 6-1, 185  
SO, Parkland, FL



**7**  
Luke Weaver  
RHP, R/R, 6-2, 170  
SO, DeLand, FL



**8**  
DJ Stewart  
OF, L/R, 6-0, 230  
FR, Yulee, FL




**9**  
Stephen McGee  
C, R/R, 6-3, 230  
R-JR, Port St. Lucie, FL




**10**  
Justin Gonzalez  
SS, R/R, 6-3, 205  
SR, Miami, FL



**12**  
John Sansone  
INF, R/R, 5-11, 200  
FR, New Castle, PA



**13**  
John Holland  
INF, L/R, 5-11, 175  
SO, Johns Creek, GA



**14**  
Kyle Bird  
LHP, L/L, 6-2, 195  
SO, Orange Park, FL



**15**  
Evan Geist  
LHP, R/L, 6-3, 195  
R-SO, Roswell, GA



**16**  
Alvin Swoope  
INF, R/R, 5-8, 175  
FR, Port St. Lucie, FL



**17**  
Mike Compton  
RHP, R/R, 6-2, 195  
SO, Branson, MO




**18**  
Seth Miller  
OF, L/L, 6-2, 200  
SR, Southport, FL



**19**  
Gage Smith  
RHP, R/R, 6-1, 190  
R-JR, Tallahassee, FL




**21**  
Dylan Silva  
LHP, L/L, 6-1, 215  
FR, Lake Worth, FL



**23**  
JJ Gould  
INF, R/R, 6-0, 190  
FR, Sarasota, FL



**24**  
Marcus Davis  
OF/1B, L/L, 6-2, 215  
JR, Cincinnati, OH



**25**  
Brett Knief  
OF, R/R, 6-0, 200  
R-JR, Ramsey, NJ



**26**  
Scott Sitz  
RHP, R/R, 5-10, 210  
SR, Jacksonville Bch, FL



**27**  
Ryan Valdes  
OF, R/R, 5-11, 165  
FR, Odessa, FL



**28**  
Lee Howard  
C, R/R, 6-0, 195  
SO, Fleming Island, FL




**30**  
Robby Coles  
RHP, R/R, 6-2, 175  
JR, Crawfordville, FL




**32**  
Ladson Montgomery  
C, L/R, 5-8, 185  
JR, St. Johns, FL



**33**  
Bryant Holtmann  
LHP, R/L, 6-5, 205  
SO, Albers, IL



**35**  
Hayden Jordan  
RHP, R/R, 6-2, 220  
JR, Peachtree, GA



**36**  
Kenny Burkhead  
RHP, L/R, 6-0, 195  
FR, Deltona, FL



**37**  
Brandon Leibrandt  
LHP, L/L, 6-4, 205  
SO, Alpharetta, GA



**40**  
Peter Miller  
RHP, R/R, 6-1, 195  
JR, Lutz, FL




**43**  
Casey Smit  
INF, L/R, 5-9, 165  
JR, Tampa, FL




**44**  
Jameis Winston  
RHP/OF, S/R, 6-4, 220  
FR, Hueytown, AL




**51**  
Brandon Johnson  
LHP, L/L, 6-2, 205  
JR, Tampa, FL




**53**  
Jose Brizuela  
INF/OF, L/R, 6-0, 200  
SO, Weston, FL



**11**  
Mike Martin  
Head Coach



**22**  
Mike Bell  
Associate Head Coach



**4**  
Mike Martin, Jr.  
Assistant Coach



**6**  
Chris Cates  
Assistant Coach



Chip Baker  
Director of Operations



# 2013 SEASON OUTLOOK

## GENERAL OUTLOOK

Florida State returns 19 players including five position starters and nine pitchers who threw at least 15.0 innings last year. Despite losing three starting infielders, a starter in center field and one of the top closers in the nation, the Seminoles welcome back four starting pitchers in preseason All-Americans Mike Compton and Brandon Leibrandt, senior right hander Scott Sitz and junior right hander Peter Miller. Catcher Stephen McGee is also back after starting all 67 games from behind the plate in 2012.

Senior captain Justin Gonzalez will pace the Seminole offense as the top returning hitter in runs scored (42), hits (54), home runs (9) and RBI (42). Sophomore Jose Brizuela, who made a majority of his starts in left field, will move to third base in 2013, while Seth Miller and Josh Delph, who played significant innings last year, will see playing time in the outfield.

In terms of run production, the 2012 Seminoles led the nation in base on balls for the third year in a row drawing 386 walks in 67 games good for a per game average of 5.76. FSU also ranked in the top 10 in doubles (5th), runs scored (7th), sac-flies (8th) and hit-by-pitches (9th). Despite losing their top four hitters from last year, the Seminoles return 50 percent of their RBI total and 42 percent of their run total heading into the 2013 campaign.

There are plenty of new faces in the clubhouse this year as the Seminoles welcome 15 newcomers including eight freshmen and seven junior college transfers. This year's incoming class, which was ranked 19th-nationally by Collegiate Baseball, is made up of five pitchers (including two left handers), four infielders, four outfielders, one catcher and one utility player.

Florida State enters the 2013 campaign in search of its seventh consecutive ACC Atlantic Division title in this the eighth season of divisional play. The Seminoles have averaged over 20 league wins over the last six years claiming the best record in the ACC three times while tying the league record for wins with 24 twice in 2008 and 2012. FSU has also played in the ACC Championship game three times in the last four years claiming its last league title in Greensboro, N.C. in 2010.

No team in college baseball has won more games in the new millennium than Florida State. The Seminoles sit with 644 victories since the start of the 2000 season, 18 more than their closest competitor (South Carolina - 626). FSU has also posted the highest winning percentage (.737) during that span joining Rice (.733) as the only two schools to win more than 73 percent of their ball games since 2000.

Mike Martin enters his 34th season as head coach and his 41st season in which he has been associated with the Seminole baseball program when you include his time as a player and an assistant coach. Of the 3,598 baseball games played in program history, Martin has been involved in 2,705 games including 1,990 victories. In one way or another, Martin has been a part of more than 75.9% of FSU's all-time wins. He ranks second among

active Division I head coaches in winning percentage (.743) and third in victories (1,723). Martin has led the Seminoles to 33 consecutive regional tournament appearances and 15 trips to the College World Series including three in the last five years.

Florida State will open the 2013 campaign ranked among the top teams in the nation according to several preseason polls. The USA Today Coaches Poll gave the Seminoles their highest ranking at No. 9, while the NCBWA (11th), Collegiate Baseball (17th), Perfect Game (18th) and Baseball America (20th) all placed the Garnet & Gold in the top 20. Both Mike Compton and Brandon Leibrandt were honored as preseason All-Americans by Louisville Slugger/Collegiate Baseball in 2013.

## PITCHING

Florida State returns four pitchers that made at least 10 starts in 2012 including three that started at least one game in Omaha at the College World Series. Brandon Leibrandt and Mike Compton were a formidable 1-2 punch for the Seminoles combining for 20 of Florida State's 50 wins last year as both eclipsed 90.0 innings. Leibrandt led the team in innings pitched (99.0) and strikeouts (83), while Compton led the ACC and tied for second nationally in wins with 12. Both hurlers earned preseason third team All-America accolades in 2013 from Louisville Slugger/Collegiate Baseball. Compton added a second award in 2013 as he was also named a third team Preseason All-American by the NCBWA.

Leibrandt made school history in 2012 becoming the first freshman to start an opening day game in the program's storied history. The Alpharetta, Ga., native pitched as the Seminoles' Friday night starter all season long in 2012 and will look to fill that role once again in 2013. The sophomore southpaw finished his first sea-

son ranked in the top 10 in the ACC in wins (t-4th), innings pitched (t-4th), strikeouts (t-9th) and ERA (10th). Leibrandt worked 5.0 or more innings in 14 of his 19 starts and did not allow a run five times. FSU was 14-5 in games that Leibrandt started.

After making an immediate impact in FSU's weekend rotation a season ago, Compton will miss the entire 2013 season after undergoing Tommy John surgery to his right elbow in February. The absence of Compton will open the door for the likes of senior Scott Sitz, junior Peter Miller and sophomore Luke Weaver to solidify the No. 2 spot behind Leibrandt. Sitz appeared in 17 games last year making 13 starts as the right hander went 4-3 with a 3.72 ERA. He saved what many considered to be his best performance of his FSU career against UCLA out in Omaha holding the Bruins to just one run on five hits in 6.2 innings of work in leading the Seminoles to a 4-1 victory in an elimination game at the CWS. He struck out eight Bruin hitters including striking out the side in the sixth after UCLA loaded the bases with nobody out. Miller was 5-2 with a 3.89 ERA in 10 starts, while Weaver went 1-0 with a 5.93 ERA and one save as he appeared in 16 games making six starts in his first collegiate season.

FSU returns eight pitchers who tallied at least 20.0 innings in 2012. Gage Smith will spearhead the bullpen after appearing in 39 games last year - a mark that led all FSU pitchers and tied for the most appearances in the ACC. Smith went 5-0 with three saves and a 2.89 ERA in his first full season as a reliever. From the left side, junior Brandon Johnson and sophomores Kyle Bird and Bryant Holtmann are expected to make significant contributions out of the bullpen in 2013.

A cast of new arms will also play a role in the staff's evolution in 2013. This year's class includes six pitch-





# 2013 SEASON OUTLOOK



## DEFENSE

The Seminoles return five position starters from last year's squad that posted a .968 fielding percentage, good for the sixth-best mark in school history. Stephen McGee was a work horse behind the plate starting all 67 games while catching 576 innings out of a possible 598.1 total innings played. Justin Gonzalez is back for his senior campaign and has started 125 games at shortstop over the last two seasons. The senior captain has shown great range at the position and will be looked at to provide leadership out in the field. Jose Brizuella, who made 62 starts in left field as a freshman, will move to

third base in 2013, while Seth Miller and Josh Delph, who played significant innings last year, will see playing time in the outfield.

For the fourth time in as many years, centerfield will be occupied by a new face. After three consecutive years of Tyler Holt and then a year each of Mike McGee and James Ramsey tracking down balls and calling the shots in center, the reins will be awarded to one of three possible candidates. Freshman DJ Stewart is the front runner to earn the starting nod, but he is receiving competition from senior Seth Miller and freshman Ryan Valdes. Miller made 43 starts a season ago – 35 in right and four more in left – and covered a great deal of ground en route to a .988 fielding percentage. The Southport, Fla., native recorded three outfield assists and made just one error in 81 fielding chances.

With Jose Brizuella making the move to third base, Josh Delph is the only other returning Seminole with starting experience in the outfield. The Bartow, Fla., native emerged as a starter halfway through the season and finished his freshman campaign with 30 starts in right field and one in left. Delph has grown comfortable with the field dimensions on Mike Martin Field and has become a bit of an expert in reading balls off the right field screen. He should receive competition out in right field from junior college transfer Brett Knief. The starting nod in left field is a battle between two new faces in freshman Jameis Winston and JUCO transfer Marcus Davis.

The right side of the infield is also up for grabs after the loss of Jayce Boyd and Devon Travis to the MLB Draft. Freshmen John Sansone and Alvin Swoope have been battling it out at second base, while sophomore John Nogowski and junior college transfer Casey Smit are doing the same at first base. Of the four, Nogowski is the lone player with Division I playing experience as the Tallahassee native made two starts at first base in 2012. John Holland could also provide depth in the infield but nagging back problems could limit his playing time this season.

Depth is once again prevalent thanks in large part to this year's crop of newcomers. JUCO transfers Marcus Davis, Brett Knief and Casey Smit are all vying for playing time out in the field, while freshman JJ Gould will back-up Jose Brizuella at third. Sophomore Giovanni Alfonzo rounds out the infield depth and could fill in at second base, shortstop or third base. Behind the plate, Ladson Montgomery and Lee Howard will spell McGee from time to time reducing the number of innings caught by the Port St. Lucie, Fla., native in 2012.

### Martin on the strength of the team defending:

“With (Jose) Brizuella and (Justin) Gonzalez, you know what to expect from them, they have been there. John Sansone (second base) is a freshman and Casey Smit (first base) is a junior college transfer and they are going to need some time to get their feet under them. I am anxious to see how they adjust as we go through the season. John Nogowski is another guy that is competing at first base that I have been impressed with so far this offseason. I'm looking forward to seeing how our young guys and new faces mature before opening day. With our catcher (Stephen McGee), that's a nice feeling to know that he and Gonzalez are back. We will not catch Stephen McGee the number of innings he did last year; that is a promise. I pray he stays healthy, but Ladson Montgomery will be the back-up and will catch a lot of innings for Florida State this year. As far as the outfield with Seth and Josh back, they will be given every opportunity to start. DJ Stewart is going to play left field. We are very pleased with what we are seeing from Brett Knief and Marcus Davis. Both of those guys are going to play big roles on our team. It could be that Knief DH's against lefties and Marcus DH's against righties. Marcus and Brett have improved in the outfield and you never know we could get into a platoon situation.”

### Martin on having more JUCO players on this year's roster than in year's past:

“Knief, Davis and Smit will be counted on to play a lot this year. It is good that they have gotten some experience at the junior college level. But they are still freshman as far as I am concerned until they've played a few games. It is a lot different at this level than at the junior college level.”

ers, two of which are left handers (Dylan Silva and Billy Strode). Right handers Robby Coles, Hayden Jordan, Jameis Winston and Kenny Burkhead will also have a chance to leave an impression. With the loss of closer Robert Benincasa to the MLB Draft, look for Martin to use a variety of arms early on in the season to fill that role. But heading into the season opener against Rhode Island, Coles and Winston are the front runners to close up shop in the late innings.

### Martin on the returning pitchers and this year's batch of newcomers:

“Everything is up in the air right now as far as our pitching in concerned. Anything past (Brandon) Leibrandt and (Scott) Sitz is a question for us. On the right side with (Luke) Weaver and (Peter) Miller, you have two possible starters that we are very impressed with. They have come back different looking guys and we are excited for what they bring to the table. We are going to use (Gage) Smith again in relief and we are going to use (Robby) Coles in relief from the right side. From the left side, we have been very impressed with (Kyle) Bird and (Bryant) Holtmann. Brandon Johnson has looked good and will be counted on to put in some innings this year. Billy Strode is another guy that we are hoping can contribute. But we are very excited to see if the closer surfaces during spring training. Jameis Winston is going to be looked as one of those fighting for the job. Leibrandt, Sitz, Miller and Weaver are the four we are looking at as our starters at this time.”


### Martin on a returning cast that gained the opportunity to throw at the College World Series:

“We've got a great deal of guys returning with experience of pitching in the College World Series, so that is very exciting for me. Those young men have been there. We want to see them make a bigger contribution this year because somebody has got to pick up where guys like Hunter Scantling, Brian Busch and Robert Benincasa left off. They did things last year to help this team achieve. All the guys have worked real hard this offseason to prepare for the upcoming year.”





# 2013 SEASON OUTLOOK



As far as offensive production from 2012, Florida State returners account for 273 of 627 hits (43.5%), 195 of 459 runs (42.5%), 207 of 413 RBI (50.1%) and 33 of 63 stolen bases (52.4%).

### Martin on the leaders on offense:

“James, Sherman, Devon and Jayce were not only great players but great leaders. We will miss them, but I like what I am seeing from the guys on this team so far during the offseason. But to say who will fill those roles left by the guys last year, the jury is still out. We like so many different guys that are new. We are anxious to see how this thing shapes up. We’ve got some guys that have been very impressive. I am just anxious to see how every single one of them develops.”

### OFFENSE

A key to Florida State’s successful run to its 21st College World Series appearance in 2012 was the team’s ability to manufacture runs. For the third year in a row and fourth time in five years, the Seminoles led the nation in base-on-balls drawing 386. Three Seminoles finished the season ranked in the top five nationally in walks including national leader Sherman Johnson, James Ramsey (3rd) and Stephen McGee (5th). FSU also ranked in the top 10 nationally in doubles (5th), runs scored (7th), sacrifice flies (8th) and hit-by-pitches (9th). The Seminoles wrapped up the year with a team batting average of .281 which ranked fifth in the ACC.

Florida State will look to replace its top four hitters from last season after the departure of seniors James Ramsey and Sherman Johnson and juniors Jayce Boyd and Devon Travis. The quartet was responsible for more than 54 percent of the runs scored and hits manufactured and over 48 percent of the team’s run production driving in a combined 201 runs. Looking to help fill that void will be senior captain Justin Gonzalez who will pace the Seminole offense in 2013 as the top returning hitter in runs scored (42), hits (54), home runs (9) and RBI (42).

In light of the bat restrictions set forth by the NCAA in 2011, which has had a dramatic effect on offensive numbers across the nation the last two years especially in the number of home runs hit, Florida State still managed to go yard 46 times in 2012 which ranked 26th nationally. Justin Gonzalez returns as the Seminoles’ top home run hitter after the Miami, Fla., native clubbed a career-best nine home runs a season ago. Seth Miller tied a single-season school record in 2012 as all three of his home runs were grand slams. FSU hit seven grand slams as a team, one shy of the school record of eight set back in 1996. Out in Omaha at TD Ameritrade Park, in a stadium that does not give up the long ball, Florida State hit three home runs in four games, tying Arizona for the most home runs hit at the 2012 College World Series. The Seminoles and Wildcats were the only schools to hit more than one home run in the series.

### SCHEDULE AND TANGIBLES

Florida State will face 13 teams on this year’s schedule that recorded 30 or more wins a season ago. Seven schools earned a bid to participate in the 2012 NCAA Regional, while four teams finished the season ranked in the top 25.

FSU and Florida will square-off three times in 2013 as each team will host a game sandwiched with a meeting in Jacksonville at the Baseball Grounds on March 26. Also featured on this year’s schedule is a late weekend non-conference showdown with UCF in Tallahassee, May 3-5. The Seminoles will renew their rivalry with USF in week two of the season as the Bulls travel to Tallahassee for a three-game series, February 22-24. The USF series will be part of a 15-game home stand that will take place inside the friendly confines of Dick Howser Stadium to kick-off the year.

The Seminoles, who have won six consecutive ACC Atlantic Division titles, will compete in a 30-game conference schedule playing all but one league school (North

Carolina for the second year in a row). FSU will open its league schedule on Friday, March 8 in Tallahassee against Boston College.

With three seniors on this year’s roster, Florida State boasts one of its smallest graduating classes since 2010 when the Seminoles matched that number with the likes of Stephen Cardullo, Ohmed Danesh and Mike Meschke. This year’s class includes Justin Gonzalez and Scott Sitz, who have been with the program all four years, and Seth Miller, who joined the Seminoles as a sophomore in 2011 after transferring from Northwest Florida State College.

Senior shortstop Justin Gonzalez was named team captain in 2013 by head coach Mike Martin and will don the letter ‘C’ on his jersey for the upcoming season. James Ramsey was the first student-athlete in program history to denote his captaincy by wearing the ‘C’ on his jersey in 2012.

### Martin on early home stand to open the 2013 season:


“To play the first 15 games at home is very important to us because of the youth of this club. We could very easily start two freshmen and two sophomores in the field and then on the mound have a senior, one junior and two sophomores. But this is all predicated on everyone remaining healthy.”

### Martin on the leadership of this year’s team:

“(Justin) Gonzalez, Seth (Miller), (Stephen) McGee, (Jose) Brizuela, (Josh) Delph – they started in the College World Series. Those guys know what leadership is about. Our captain (Justin Gonzalez) will lead us in the clubhouse and on the field.”

### Martin on what excites him about this club:

“I like the fact that we have lot of players on this year’s team that have experience playing in Omaha. They know what it takes to get there. I’m also excited to see where we are three months from now because I like what I see but I want to know what I am really seeing.”







# SEMINOLE RETURNEES



## 10 JUSTIN GONZALEZ

INF, R-R, 6-3, 205, SR  
Miami, Fla.  
(Columbus HS)

### ACCOLADES:

- \* Team captain (2013).
- \* ACC All-Tournament Team (2012).
- \* ACC Player of the Week (5/7/12).
- \* Two-time member of the ACC Academic Honor Roll (2009-10, 2010-11).
- \* Selected in the 2012 MLB Draft by the LA Dodgers (27th round, 836th overall pick).
- \* Selected in the 2009 MLB Draft by the Houston Astros (46th round).

**2012:** Appeared in 61 games making 60 starts for the Seminoles in their run to the College World Series and a top four finish...hit .256 with 54 hits, 42 RBI and 42 runs scored...20 of his 54 hits went for extra bases including 11 doubles and nine home runs...finished second on the team in home runs...led the Seminoles with 13 stolen bases in 15 attempts...posted single-season career-highs in home runs, RBI and stolen bases...tied a career-high with two three-hit games – first coming against Virginia (3/17) and the other against Arizona in an elimination game at the College World Series...connected on two grand slams – the first two of his career – with the first coming in the series finale against Virginia Tech in the first inning...the second came in the third inning of the middle series at home versus Maryland...his two-run home run was the difference in a 3-2 victory at Wake Forest...was the first Seminole in 2012 to hit multiple HRs in a game connecting on two in the series opener against Miami – finished the series hitting .429...brought home the go-ahead run in a 1-1 ballgame in the top of the 10th inning with a single to left in leading FSU to a 2-1 game one victory over Georgia Tech...stole a season-high three bases in game one at Boston College...hit .300 in the ACC Tournament en route to earning All-Tournament accolades...finished the year hitting .267 in conference play with six home runs and 24 RBI...started all four games in Omaha and hit .412 with seven hits including two doubles and one home run...drove in a team-best five runs...recorded a hit in all four games – home run came in an elimination game against Stony Brook...finished the year with 17 multi-hit games and 11 multi-RBI performances...put together a consecutive games-started streak that lasted 105 games (all at shortstop) – streak came to an end in game one against Rhode Island.

### GONZALEZ' CAREER HIGHS

At Bats:	6 vs. Stetson, 3/20/12
Runs:	4 vs. Hofstra, 2/28/10
Hits:	3 (7 Times)
RBI's:	6 vs. Texas A&M, 6/12/11
HRs:	2 vs. Miami, 4/20/12

**2011:** Started all 65 games at shortstop in leading FSU to the NCAA Super Regionals for the fourth year in a row...posted a .264 (61-for-231) batting average with 13 doubles, eight home runs, 40 RBI and 50 runs scored...recorded a team-high 14 hit-by-pitches and was 8-for-10 in stolen bases...opened the year with hits in his first six games and scored a run in his first eight games...tied a career-high with three hits three times...went a perfect 3-for-3 in the series finale against Hofstra, 3-for-4 in the series finale at Maryland and 3-for-4 at Virginia Tech...drove in a career-high six runs in a must-win game against Texas A&M in the NCAA Super Regionals...was 2-for-3 at the plate against the Aggies with a double, three-run home run and three

runs scored...registered two hits on a pair of doubles in the game-clinching victory over Alabama in the NCAA Tallahassee Regional...finished the year with 17 multi-hit games – good for the sixth most on the team...posted a fielding percentage of .955 at shortstop committing just 12 errors in 266 fielding opportunities.

**2010:** Made an instant impact as the Seminoles starting second baseman through the first third of the season...appeared in 46 games and made 21 starts – 18 at second base – while batting .287 with 21 RBI...registered a single to left in his first collegiate at-bat on opening day against Georgia State...drove in multiple runs in his first three starts, slugging at a 1.300 rate...made his first start at second in the series finale against the Panthers, contributing a triple and a two-run homer...posted season-highs in at-bats (four), runs (four), hits (three) and RBI (four) in the series finale against Hofstra...started the final two games at second against the Pride and batted .500 for the series with six RBI...homered for the second time on the season in the opening game of the series against Georgia...hit .417 against the Bulldogs with four RBI and six runs scored...had three hits in the middle game of the Virginia series...started at DH in all three games against Wake Forest...doubled home a run in the ninth inning of game 2 at Clemson...made two plate appearances in the NCAA Tournament – one against Central Connecticut in the Norwich Regional opener and a second in the College World Series win over Florida.

**HIGH SCHOOL:** Played three seasons of varsity baseball at Christopher Columbus High School...earned Under Armour All-America honors in 2007...named a second team Preseason All-American infielder by Louisville Slugger in 2008...help lead Christopher Columbus to a spot in the 2009 6A state championship game...fell to Alonzo 4-3 in the finals...an Honor Roll student...drafted in the 46th round by the Houston Astros in the 2009 MLB Draft.

**PERSONAL:** Son of Robert and Dania Gonzalez...member of the 3.0 GPA Club at FSU (Fall 2009, Fall 2010)...played 2010 summer ball with the Covington Lumberjacks of the Valley League...was a member of the Hyannis Harbor Hawks of the Cape Cod League in 2011...majoring in Sport Management...aspires to play in the Major Leagues...born June 24, 1991.



### GONZALEZ' CAREER STATS

Year	Avg	GP	GS	AB	R	H	2B	3B	HR	RBI	TB	SLG%	BB	HBP	SO	GDP	OB%	SF	SH	SB	ATT	PO	A	E	FLD%
2010	.287	46	21	94	24	27	4	2	2	21	41	.436	19	4	31	1	.424	1	2	2	2	37	66	6	.945
2011	.264	65	65	231	50	61	13	1	8	40	100	.433	31	14	74	4	.380	3	2	8	10	83	171	12	.955
2012	.256	61	60	211	42	54	11	0	9	42	92	.436	30	11	73	2	.374	2	2	13	15	74	157	25	.902
<b>TOTAL</b>	<b>.265</b>	<b>172</b>	<b>146</b>	<b>536</b>	<b>116</b>	<b>142</b>	<b>28</b>	<b>3</b>	<b>19</b>	<b>103</b>	<b>233</b>	<b>.435</b>	<b>80</b>	<b>29</b>	<b>178</b>	<b>7</b>	<b>.386</b>	<b>6</b>	<b>6</b>	<b>23</b>	<b>27</b>	<b>194</b>	<b>394</b>	<b>43</b>	<b>.932</b>



# SEMINOLE RETURNEES



## 18 SETH MILLER

OF, L-L, 6-2, 200, SR  
Southport, Fla.  
(Northwest Florida State College)

### ACCOLADES:

- \* All-ACC Academic Team (2012).
- \* ACC Academic Honor Roll (2010-11, 2011-12).

**2012:** Appeared in 60 games making 43 starts – 35 in right field, four in left field and four as the Seminole DH...finished his junior campaign hitting .212 (31-for-146) with 29 RBI and 20 runs scored...recorded seven doubles, two triples and three home runs... all three home runs were grand slams (Hofstra, Stetson and Stanford) which tied a school record for grand slams hit in one year...fifth Seminole to perform the feat joining J.D. Drew (1997), Jeremy Morris (1997), Dennis Guinn (2006) and Buster Posey (2008)...one of just three players to hit a triple on the year...had a career night against Stetson (3/20) in game one posting career-highs for at-bats (6), hits (4) and RBI (6) - hit doubles in his first two plate appearances and then connected on his second career grand slam and second of the season in the seventh; drove in his sixth run of the game on an infield single in the eighth – finished the game with a season-high nine total bases...broke a 5-5 tie in the series finale against Virginia recording a two-out, two-run single in the eighth to lead FSU to 7-5 victory over the Cavaliers and a series sweep...recorded the game-winning hit in game one of the

### MILLER'S CAREER HIGHS

At Bats:	6 vs. Stetson, 3/20/12
Runs:	3 vs. Hofstra, 2/26/11
Hits:	4 vs. Stetson, 3/20/12
RBI:	6 vs. Stetson, 3/20/12

series at Wake Forest lacing an RBI single to left center scoring Josh Delph from second to break a 4-4 tie in the 11th inning - finished the game with two RBI... was featured on SportsCenter's Top Plays - ranked No. 4 - for an outstanding catch in game one of a doubleheader against Clemson...hit his third grand slam and FSU's seventh grand slam of the season in the eighth inning of the Super Regional clinching win over Stanford to finish 1-for-3 with four RBI...played in all four games out in Omaha making three starts...tied for second on the team in outfield assists with three.

**2011:** Made 49 appearances with 29 starts in his first season at Florida State...tallied 21 starts in left field and eight more as the Seminole DH...posted a .178 batting average collecting 18 hits on four doubles, one home run...registered 15 runs, 12 RBI and drew 20 walks...was a perfect 8-for-8 in stolen bases...drew a pair of walks in his Seminole debut on opening day against VMI...earned his first start against the Cadets in the series finale and went 2-for-3 with three RBI and a run scored...belted his first collegiate home run in the win over VMI...started the middle game against Hofstra and collected three walks which led to a career-high three runs scored...started each of the three games at Virginia and hit .364 against the Cavaliers with a double, two runs and three RBI...collected a career-high three hits in the middle game of the series against Virginia...walked a career-high four times in game two at Virginia Tech.

**NORTHWEST FLORIDA STATE COLLEGE:** Played one season of junior college ball, where he batted .321 (.373 in conference play) and earned second team all-conference honors as a freshman...stole 24 bases, drove in 46 runs and belted six homers.

**HIGH SCHOOL:** A four-year varsity player at Mosley High, where he was two-time MVP and Gold Glove winners...batted .471 as a senior with 46 RBI and five homers... posted a 9-1 pitching record with a 1.25 ERA...a two-time, second team All-State selection...also won Heart of a Champion award.

**PERSONAL:** Son of Nixon and Denise Miller...father is a minister...brother Nick played baseball at Gulf Coast CC and graduated from Florida State...member of the 3.0 GPA Club at FSU (Spring & Fall 2011, Spring & Fall 2012)...played summer ball in 2012 with the Covington Lumberjacks of the Valley League...majoring in Sport Management...born July 19, 1991.



### MILLER'S CAREER STATS

Year	Avg	GP	GS	AB	R	H	2B	3B	HR	RBI	TB	SLG%	BB	HBP	SO	GDP	OB%	SF	SH	SB	ATT	PO	A	E	FLD%
2011	.178	49	29	101	15	18	4	0	1	12	25	.248	20	6	35	3	.341	2	0	8	8	47	0	1	.979
2012	.212	60	43	146	20	31	7	2	3	29	51	.349	15	11	41	1	.328	2	4	4	5	77	3	1	.988
<b>TOTAL</b>	<b>.198</b>	<b>109</b>	<b>72</b>	<b>247</b>	<b>35</b>	<b>49</b>	<b>11</b>	<b>2</b>	<b>4</b>	<b>41</b>	<b>76</b>	<b>.308</b>	<b>35</b>	<b>17</b>	<b>76</b>	<b>4</b>	<b>.333</b>	<b>4</b>	<b>4</b>	<b>12</b>	<b>13</b>	<b>124</b>	<b>3</b>	<b>2</b>	<b>.984</b>

# SEMINOLE RETURNEES



## 26 SCOTT SITZ

RHP, R-R, 5-10, 210, SR  
Jacksonville Beach, Fla.  
(Fletcher HS)

**ACCOLADES:**

- \* FSU Dean's List (Spring 2011).
- \* ACC Academic Honor Roll (2010-11).

**2012:** In 13 starts went 4-3 with a 3.72 ERA...allowed 27 earned runs in 65.1 innings of work giving up 65 hits and 21 walks, while striking out 50 including a career-high nine vs. Florida Gulf Coast on April 4...made 17 total appearances for the Seminoles during his junior year...began the season in the bullpen before assuming a starting role...first and only save of the season came in the second game against Hofstra on opening weekend...earned his first start of the season at UCF working 5.0 plus scoreless innings to pick up his first win of the season in a 1-0 FSU victory...walked two and struck out one, while two of the three hits given up were infield hits...registered six starts on the year that went 5.0 plus innings...other victories came against North Georgia, at Stetson and against UCLA at the CWS...best performance of the season came in Omaha as he worked a season-high 6.2 innings against UCLA holding the Bruins to just one run on five hits as he walked just one and struck out eight...got out of a bases loaded no out jam in the sixth inning vs. UCLA as he struck out the side in an elimination game at the CWS...got the nod as the starting pitcher in the opening game of the Tallahassee Regional against UAB...did not factor into the decision in 4.1 innings of work as he allowed one run on six hits while striking out eight...made a mid-week start against Florida in Jacksonville but once again did not factor into the decision as he went 5.1 innings allowing one run on two hits...finished second on the team in opponents' batting average (.258) and third in innings pitched...established single-season career bests in starts, ERA and strikeouts.

**SITZ' CAREER HIGHS**

Inn. Pitched:	7.0 at Virginia, 3/19/11
Hits:	8 (Twice)
Walks:	4 (Twice)
Strikeouts:	9 vs. FGCU, 4/4/12

**2011:** Made 18 appearances with eight starts in his sophomore campaign...finished the year 4-2 with a one save and a 5.92 ERA...tallied 51.2 innings with 33 strikeouts...first start of the season came against VMI throwing 6.0 shutout innings allowing four hits and no walks while striking out a career-high five batters in picking up the win...pitched 5.0 innings of one run, four hit baseball against Florida in Tampa to earn his second win of the season...earned no decisions over his next three starts (at Georgia, Boston College, and at Virginia) throwing a combined 19.0 innings with seven strikeouts and just three walks en route to posting a 3.79 ERA...hurled a career-high 7.0 innings in the middle game in Charlottesville...threw 15.0 innings in 10 relief appearances...yielded a run or less in seven of those outings...pitched in the ACC Championship game against Virginia in Durham...shut down Alabama in the NCAA Tallahassee Regional throwing 4.0 shutout innings allowing just two hits while striking out three to earn his first career save...picked up the win with 4.0 innings of work against Texas A&M in the NCAA Super Regionals...struck out four against the Aggies to force a decisive game three in the series.



**2010:** Freshman right-hander finished fifth on the team with six starts out of 17 appearances...finished with a 5-0 record and 3.76 ERA...held opponents to a .207 batting average - tops on the team for any pitcher with more than one start...struck out 27 over 40.2 innings...made his collegiate debut against Georgia State (2/20) and worked a scoreless ninth inning, registering a pickoff in his first game...picked up his first victory in FSU's come-from-behind victory in game 1 at North Carolina...pitched a scoreless eighth, retiring the side with a strikeout...surrendered his first runs of the season in a midweek appearance against Stetson, yielding three runs on two hits in 1.0 innings...put in 4.1 shutout innings of relief work in game 1 vs. Virginia Tech; his longest stint out of the bullpen...struck out three Hokies...made his first career start against North Florida (4/7) and picked up the victory with 6.0 innings of two-hit, shutout ball...followed up with his second start against Florida (4/13) and once again worked 6.0 innings to earn the victory...scattered four hits and yielded two runs (one earned) while matching his season-high for strikeouts for the second consecutive game...moved into the weekend starting rotation on April 25 against Miami...bounced back with 5.0 innings of one-hit work against LeMoyne and moved to 4-0...picked up his fifth win grinding through 6.0 innings at Boston College, scattering seven hits and allowing three runs...finished the season by making five relief appearances...did not allow a run over that stretch, spanning 6.0 innings...tossed 1.1 shutout innings with two strikeouts against Boston College in the ACC Tournament, which helped put the Seminoles in the title game...came up with 0.2 scoreless innings in game 2 of the Super Regional against Vanderbilt...made two, scoreless one-inning appearances against TCU in his first College World Series.

**HIGH SCHOOL:** Played baseball all four years at Fletcher High School in Jacksonville Beach, FL...earned first team all-conference and third team all-state honorable mention as a senior...went 9-2 with a 1.25 ERA with 118 strikeouts in 13 games as a junior in 2008.

**PERSONAL:** Son of David and Sally Sitz...posted a 2-0 record with a 2.70 ERA for the 2010 Alaska League champion Mat-Su Miners...had two complete games, one shutout and opponents batted just .158...majoring in Interdisciplinary Social Sciences...born September 10, 1990.

**SITZ' CAREER STATS**

Year	ERA	W	L	App	GS	CG	SHO	CBO	SV	IP	H	R	ER	BB	SO	2B	3B	HR	BF	B/Avg	WP	HBP	BK	SFA	SHA
2010	3.76	5	0	17	6	0	0	0	0	40.2	30	18	17	15	27	8	0	5	173	.207	1	8	0	1	3
2011	5.92	4	2	18	8	0	0	1	1	51.2	58	34	34	24	33	8	1	4	235	.290	1	4	0	5	2
2012	3.72	4	3	17	13	0	0	2	1	65.1	65	30	27	21	50	11	1	5	283	.258	3	5	0	1	4
<b>TOTAL</b>	<b>4.45</b>	<b>13</b>	<b>5</b>	<b>52</b>	<b>27</b>	<b>0</b>	<b>0</b>	<b>3</b>	<b>2</b>	<b>157.2</b>	<b>153</b>	<b>82</b>	<b>78</b>	<b>60</b>	<b>110</b>	<b>27</b>	<b>2</b>	<b>14</b>	<b>691</b>	<b>.256</b>	<b>5</b>	<b>17</b>	<b>0</b>	<b>7</b>	<b>9</b>



# SEMINOLE RETURNEES



## 51 BRANDON JOHNSON

LHP, L-L, 6-2, 205, JR  
Tampa, Fla.  
(Alonso HS)

### ACCOLADES:

- \* ACC Academic Honor Roll (2010-11, 2011-12).
- \* FSU Dean's List (Spring 2012, Fall 2012).

**2012:** Made 16 appearances and was a reliable left handed option out of the Seminole bullpen...went 1-0 with a 2.87 ERA in 15.2 innings of work...recorded nine strikeouts and just two walks while holding opponents to a .189 average...worked at least 1.0 inning in 13 outings...threw a career-high 2.0 innings against NC State on May 17...earned his first career win after 1.1 innings of work against Stetson (3/20)...made his season debut in the series finale against Hofstra (2/19) on opening weekend...followed with a perfect ninth in facing the minimum in game one vs. FIU (2/24)...pitched 1.1 scoreless innings against Virginia in the ACC Tournament – allowed a hit and struck out one...recorded a career-high two strikeouts in an inning of work against Stanford in game one of the Tallahassee Super Regional...made two appearances at the College World Series pitching against Stony Brook and in the second game against Arizona...worked a scoreless inning against the Seawolves.

### JOHNSON'S CAREER HIGHS

Inn. Pitched: 2.0 vs. NC State, 5/17/12  
 Hits: 5 vs. Maine, 3/9/11  
 Walks: 2 at Georgia, 3/4/11  
 Strikeouts: 2 vs. Stanford, 6/8/12

**2011:** Appeared in three games in his first season at Florida State working a combined 2.0 innings over that span...made his collegiate debut in the middle game against Hofstra...threw a scoreless inning in relief as he issued a walk...pitched at Georgia and against Maine...registered his first collegiate strikeout against the Black Bears.

**HIGH SCHOOL:** Distinguished himself on and off the field in high school...went 5-1 on the mound as a senior with a 1.52 ERA, helping Alonso reach the 6A semi-finals...also batted .286 with three homers while playing first base...earned second team all-conference honors and was named to the Saladino All-Tournament team as a senior...helped his team to the 6A state championship as a junior...went to camp with the 16U USA Team as a sophomore in 2008...outstanding student who won the 2010 Chick-fil-A/Dick's Sporting Goods Scholar Athlete of the Year award...graduated in the top five percent of his class with a weighted 5.8 GPA...a member of the National Honor Society and a senior class officer...also earned Alonso Scholar Athlete of the Year awards in 2007 and 2008.

**PERSONAL:** Son of Sherman, Sr. and Brenda Johnson...brother Sherman, Jr. was the Seminoles' starting third baseman (2010-12) and was drafted in the 14th round by the LA Angels...also has a sister Kiara...played summer ball in 2012 with the Alexandria Beetles of the Northwoods League...majoring in Scientific Computing...on track to graduate with his bachelor's degree at the end of the spring semester...born March 18, 1992.



### JOHNSON'S CAREER STATS

Year	ERA	W	L	App	GS	CG	SHO	CBO	SV	IP	H	R	ER	BB	SO	2B	3B	HR	BF	B/Avg	WP	HBP	BK	SFA	SHA
2011	18.00	0	0	3	0	0	0	0	0	2.0	5	4	4	3	1	1	0	0	14	.455	0	0	0	0	0
2012	2.87	1	0	16	0	0	0	1	0	15.2	10	5	5	2	9	1	0	1	57	.189	0	2	0	0	0
<b>TOTAL</b>	<b>4.58</b>	<b>1</b>	<b>0</b>	<b>19</b>	<b>0</b>	<b>0</b>	<b>0</b>	<b>1</b>	<b>0</b>	<b>17.2</b>	<b>15</b>	<b>9</b>	<b>9</b>	<b>5</b>	<b>10</b>	<b>2</b>	<b>0</b>	<b>1</b>	<b>71</b>	<b>.234</b>	<b>0</b>	<b>2</b>	<b>0</b>	<b>0</b>	<b>0</b>



# SEMINOLE RETURNEES



9


**STEPHEN MCGEE**

**C, R-R, 6-3, 230, R-JR**  
**Port St. Lucie, Fla.**  
**(Port St. Lucie HS)**

**ACCOLADES:**

- \* Johnny Bench Award Watch List (2012).
- \* All-ACC Academic Team (2012).
- \* Two-time member of the ACC Academic Honor Roll (2009-10, 2010-11).
- \* FSU Dean's List (Fall 2012).

**2012:** Started all 67 games for the Seminoles in their run to the College World Series and a top four finish...one of just three players to start every game in 2012...every start came behind the plate...caught 576 innings of the 598.1 total innings played... finished the season hitting .230 (47-for-204) with nine doubles, 35 runs and 41 RBI... led the team with 16 HBP – fourth most in a single season at FSU - and with nine sac-flies...ranked third on the team with 61 walks...finished fourth in the ACC in walks and ninth in on-base percentage at .428...led the league in walks (32) and second in on-base percentage (.459) in ACC games...ranked nationally in base on balls (5th), sacrifice flies (11th), base on balls per game (14th) and hit by pitch (59th)... drew a walk in 41 of the 67 games that he played including 15 multi-walk games... recorded a career-high four walks in the opening game against Virginia (3/17)...drove



in James Ramsey for the winning run in the eighth inning in game two against the Cavaliers (3/18) to break a 3-3 tie... went a perfect 4-for-4 with two doubles and two singles to lead FSU to a sweep at Georgia Tech (4/8)...also drove in a career-high three runs in the win over the Yellow Jackets...later tied that mark with three RBI against Stanford in game one of the Tallahassee Super Regional...scored a career-high three runs versus the Cardinal in the Super Regional clinching game...finished the two-game series against Stanford hitting .429 with four runs and five RBI...recorded a career-high 16 putouts thanks to 16 strikeouts in a win over Jacksonville (2/21)...closed out the year with a .983 fielding percentage...threw out 26.2 percent of would-be base stealers...registered two pickoffs.

**2011:** Saw limited action during his sophomore campaign before suffering a season ending right shoulder injury...appeared in 10 games making one start...lone start came as the Seminole DH in the middle game against VMI...went 1-for-2 with a double, two RBI and a run scored in a win over the Cadets...finished the season hitting .111 (1-for-9)...posted a 1.000 fielding percentage as he was perfect from the field in 13 chances...recorded a season-high five putouts from behind the plate in the first game against Maine.

**2010:** Versatile freshman saw limited action, appearing in 19 games...made the most of his opportunities, batting .333 (4 for 12)...all four hits were doubles, contributing to his .667 slugging percentage...reached base 10 times in 18 plate appearances for a .556 OBP...saw action at first base and catcher...drew a walk in his first collegiate at-bat...registered a career-high five putout at first base in game 2 of a doubleheader against Hofstra...first career hit was a two-out double into the right field gap in the series finale against Georgia...doubled in the ninth inning of game 2 at North Carolina after checking in at catcher in the eighth inning...reached base safely in both plate appearance against LeMoyne (5/2)...drew a bases loaded walk for an RBI in the seventh and followed with his fourth double of the season into the right-center gap in the eighth.

**HIGH SCHOOL:** Played four years of varsity baseball at Port St. Lucie High School...earned first team All-State accolades as a senior...named a second team All-State honoree as a junior...All-Conference as a sophomore, junior and senior and was an All-County honoree all four years...Honor Roll student; received Principal's Honor Roll throughout his senior year...nominee for Young Floridian.

**PERSONAL:** Son of Jeff and Susan McGee...brother Mike was a two-way standout at FSU...played for the Orlando Mavericks in the 2010 Florida Collegiate summer league and then with the Alexandria Beetles of the Northwoods League in 2012... member of the 3.0 GPA Club at FSU (Fall 2009, Spring 2011, Spring 2012)...majoring in Hospitality Management...aspires to open his own restaurant...born February 7, 1991.

**MCGEE'S CAREER HIGHS**

At Bats:	5 (4 Times)
Runs:	3 vs. Stanford, 6/10/12
Hits:	4 at Georgia Tech, 4/8/12
RBI:	3 (Twice)
BBs:	4 vs. Virginia, 3/17/12

**MCGEE'S CAREER STATS**

Year	Avg	GP	GS	AB	R	H	2B	3B	HR	RBI	TB	SLG%	BB	HBP	SO	GDP	OB%	SF	SH	SB	ATT	PO	A	E	FLD%
2010	.333	19	0	12	1	4	4	0	0	2	8	.667	6	0	3	0	.556	0	0	0	0	18	0	1	.947
2011	.111	10	1	9	1	1	1	0	0	2	2	.222	2	1	3	0	.333	0	0	0	0	11	2	0	1.000
2012	.230	67	67	204	35	47	9	0	0	41	56	.275	61	16	32	9	.428	9	3	2	6	493	37	9	.983
<b>TOTAL</b>	<b>.231</b>	<b>96</b>	<b>68</b>	<b>225</b>	<b>37</b>	<b>52</b>	<b>14</b>	<b>0</b>	<b>0</b>	<b>45</b>	<b>66</b>	<b>.293</b>	<b>69</b>	<b>17</b>	<b>38</b>	<b>9</b>	<b>.431</b>	<b>9</b>	<b>3</b>	<b>2</b>	<b>6</b>	<b>522</b>	<b>39</b>	<b>10</b>	<b>.982</b>

# SEMINOLE RETURNEES



## 40 PETER MILLER

RHP, R-R, 6-1, 195, JR  
Lutz, Fla.  
(Cambridge Christian HS)

**ACCOLADES:**

- \* CoSIDA/Capital One Academic All-District IV First Team (2012).
- \* Ranked as the seventh best prospect in the Florida Collegiate League by Baseball America (Fall 2011).
- \* All-ACC Academic Team (2012).
- \* FSU Dean's List (Fall 2010, Fall 2011, Fall 2012).
- \* ACC Academic Honor Roll (2010-11, 2011-12).

**2012:** Made 10 starts with four relief appearances during his sophomore campaign... finished the year 5-2 with a 3.89 ERA...allowed just 18 earned runs in 41.2 innings of work while striking out 36...opened the season in the weekend rotation making his first career start against Hofstra...first career win came in his second start as he yielded just one hit in 5.0 scoreless innings against FIU...allowed just one run over a span of three starts against FIU, Maine and at Duke...picked up wins in all three of those starts as he worked 5.0 innings in each start...struck out a career-high five in three starts (Maine, Duke and Virginia Tech)...longest career start came on the road at Georgia Tech as he worked 6.0 innings in an 8-4 FSU victory...allowed just two runs on four hits as he walked one and struck out four against the Yellow Jackets... worked 4.1 scoreless innings in relief in game one of a doubleheader at Clemson... allowed just one hit and walked three while striking out two Tigers...threw a scoreless inning in relief versus Arizona in the second game against the Wildcats at the College World Series.

**2011:** Two-way player for Florida State...hit .571 collecting four hits in seven plate appearances...registered a double, scored a run and picked up three RBI... recorded an RBI double in his first collegiate at-bat in the season opener against VMI...followed with another base hit in the series finale against the Cadets...picked up an RBI on base hits against Hofstra and Maine...was perfect from the field in nine opportunities collecting six assists...made four appearances on the mound working a combined 3.1 innings allowing just one hit while recording a strike out...worked a season-high 1.0 inning twice including in his debut against VMI in the series finale...recorded his first strikeout in 0.2 innings against Wake Forest...threw 0.2 innings at Virginia as he did not allow a hit or run while issuing one walk.

**HIGH SCHOOL:** Enjoyed a stellar high school career, earning first team FSWA 1A All-State honors...started at shortstop when he wasn't on the mound...selected in the 38th round by the New York Mets in the 2010 MLB Draft...captured the Wade Boggs Award as a senior...winner of the Sunshine Classic Cy Young Award...lost in 1A state semifinal to Lake Worth Trinity Christian in 2010...team captain and proven winner, helping team to state runner-up finish in 2008 and 2009.

### MILLER'S CAREER HIGHS

Innings Pitched:	6.0 at Georgia Tech, 4/8/12
Hits:	6 at Duke, 3/11/12
Walks:	5 vs. FIU, 2/26/12
Strikeouts:	5 (3 Times)

**PERSONAL:** Son of Jim and Janice Miller...one of five children, including Jonathan, Michael, Moriah and Nathaniel...member of the 3.0 GPA Club at FSU (Spring 2011, Spring 2012)...played summer ball in 2012 with the Hyannis Harbor Hawks of the Cape Cod League...majoring in Criminology with a minor in Psychology...born April 27, 1992.



### MILLER'S CAREER STATS

Year	ERA	W	L	App	GS	CG	SHO	CBO	SV	IP	H	R	ER	BB	SO	2B	3B	HR	BF	B/Avg	WP	HBP	BK	SFA	SHA
2011	2.70	0	0	4	0	0	0	1	0	3.1	1	3	1	5	1	0	0	0	17	.091	3	1	0	0	0
2012	3.89	5	2	14	10	0	0	1	0	41.2	41	24	18	30	36	6	1	3	200	.252	8	5	1	1	0
<b>TOTAL</b>	<b>3.80</b>	<b>5</b>	<b>2</b>	<b>18</b>	<b>10</b>	<b>0</b>	<b>0</b>	<b>1</b>	<b>0</b>	<b>45.0</b>	<b>42</b>	<b>27</b>	<b>19</b>	<b>35</b>	<b>37</b>	<b>6</b>	<b>1</b>	<b>3</b>	<b>217</b>	<b>.241</b>	<b>11</b>	<b>6</b>	<b>1</b>	<b>1</b>	<b>0</b>



# SEMINOLE RETURNEES



## 19 GAGE SMITH

RHP, R-R, 6-1, 190, R-JR  
Tallahassee, Fla.  
(North Florida Christian HS)

**ACCOLADES:**

- \* FSU Dean's List (Fall 2009, Spring 2011, Fall 2012).
- \* FSU President's List (Fall 2011, Spring 2012).
- \* All-ACC Academic Team (2012).
- \* ACC Academic Honor Roll (2010-11, 2011-12).

**2012:** Appeared in 39 games to lead all Florida State pitchers...tied for the most appearances in the ACC...also tied for third-most appearances in a single season in FSU history...finished the year 5-0 with a 2.89 ERA in 53.0 innings of work...gave up 17 earned runs and issued 17 walks while striking out 32...helped preserve five of the seven shutouts posted by the Seminoles in 2012...allowed a run or less in 33 relief appearances...also collected three saves...made his collegiate debut on opening day against Hofstra (2/17) and worked a perfect eighth inning in facing the minimum...struck out the side in his next outing – an inning of work against Jacksonville (2/21)...appeared in both games at UCF entering in the eighth inning in each outing while facing the minimum both times...first career save came at Duke after working 1.2 scoreless innings in a 5-0 victory...two more saves against Stetson – one at home (3/20) and the other on the road (5/8)...threw just one pitch in the top of the eighth against Virginia (3/19) in the series finale to earn his first collegiate win...also collected victories in relief against Clemson, NC State, UAB and Stanford...posted career-highs in innings pitched (4.1) and strikeouts (4) in keeping the Hurricane bats silent in allowing FSU to stage a come-from-behind, walk-off victory in 10 innings in the series

finale...appeared twice in the Tallahassee Regional and worked 5.2 scoreless innings, scattering three hits and two walks, while striking out four...posted 3.2 innings in relief in game one against UAB to pick-up the victory...faced the minimum in 2.0 innings of work in the regional championship game against Samford...was the pitcher of record for the Seminoles in the Super Regional clinching victory over Stanford...pitched twice at the College World Series with both appearances coming against Arizona...threw a combined 4.0 scoreless innings against the Wildcats out in Omaha...finished the post-season 2-0 with a 2.25 ERA in five appearances with four strikeouts in 12.0 innings.

**SMITH'S CAREER HIGHS**

Inn. Pitched:	4.1 vs. Miami, 4/22/12
Hits:	6 at Boston College, 4/15/12
Walks:	3 at Wake Forest, 3/23/12
Strikeouts:	4 vs. Miami, 4/22/12

**2011:** Did not see action during his redshirt freshman campaign

**2010:** Received a redshirt in 2010.

**HIGH SCHOOL:** Played both baseball and golf at North Florida Christian... named team co-captain as a senior...earned second team All-Big Bend accolades following the 2009 season...finished his senior season hitting .400 en route to earning the Runmaker Award at NFC as awarded by the coaching staff...made 17 appearances on the mound recording 25 strikeouts in 24 innings of work...posted a 2-0 record and four saves with a 1.54 ERA...member of the 2009 First Academy Royal Rumble All-Tournament team...achieved Honor Roll accolades all four years at NFC...named 2009 FACA 2A All-Academic Player of the Year...involved in the Fellowship of Christian Athletes.

**PERSONAL:** Son of Clark and Penny Smith...full name is Malcolm Gage Smith...uncle Jerry Smith played basketball for Florida State...played summer ball with the DeLand Suns of the Florida Collegiate Summer League in 2011 and then the Hyannis Harbor Hawks of the Cape Cod League in 2012...double majoring in Marketing and Finance...recipient of the Golden Torch Award for the highest GPA on the baseball team (2011-12)...born February 13, 1991.

**SMITH'S CAREER STATS**

Year	ERA	W	L	App	GS	CG	SHO	CBO	SV	IP	H	R	ER	BB	SO	2B	3B	HR	BF	B/Avg	WP	HBP	BK	SFA	SHA
2012	2.89	5	0	39	0	0	0	5	3	53.0	53	22	17	17	32	8	0	1	226	.261	3	3	0	0	3
<b>TOTAL</b>	<b>2.89</b>	<b>5</b>	<b>0</b>	<b>39</b>	<b>0</b>	<b>0</b>	<b>0</b>	<b>5</b>	<b>3</b>	<b>53.0</b>	<b>53</b>	<b>22</b>	<b>17</b>	<b>17</b>	<b>32</b>	<b>8</b>	<b>0</b>	<b>1</b>	<b>226</b>	<b>.261</b>	<b>3</b>	<b>3</b>	<b>0</b>	<b>0</b>	<b>3</b>



## 15 EVAN GEIST

LHP, R-L, 6-3, 195, R-SO  
Roswell, Ga.  
(Marist School)

**ACCOLADES:**

- \* ACC Academic Honor Roll (2010-11, 2011-12).

**2012:** Appeared in two games in his first season at Florida State working a combined 1.0 inning over that span...made his collegiate debut in a mid-week match-up against North Georgia (4/18)...threw a scoreless inning in relief as he faced the minimum...second outing came in the series opener against Maryland (5/5).

**2011:** Received a redshirt in 2011.

**HIGH SCHOOL:** Left-handed ace for Marist High, which captured the Georgia AAAA state championship in 2010...posted an 8-1 record with a 1.86 ERA as a senior...struck out 83 in 52 innings of work...fanned 10 in opening game of state finals series, recording a 5-0 shutout win...was voted team captain and the top pitcher...played two seasons of varsity ball.

**GEIST'S CAREER HIGHS**

Inn. Pitched:	1.0 vs. N. Georgia, 4/18/12
Hits:	2 vs. Maryland, 5/5/12
Walks:	1 vs. Maryland, 5/5/12

**PERSONAL:** Son of Pete and Jeannae Geist...father played shortstop at Georgia Tech, where current FSU director of baseball operations Chip Baker was an assistant...dad was a third-round draft choice by the Los Angeles Dodgers...member of the 3.0 GPA Club at FSU (Spring & Fall 2011, Spring 2012)...played summer ball in 2012 with the Duluth Huskies of the Northwoods League...majoring in Marketing...born April 21, 1992.

**GEIST'S CAREER STATS**

Year	ERA	W	L	App	GS	CG	SHO	CBO	SV	IP	H	R	ER	BB	SO	2B	3B	HR	BF	B/Avg	WP	HBP	BK	SFA	SHA
2012	18.00	0	0	2	0	0	0	1	0	1.0	2	2	2	1	0	0	0	0	6	.400	0	0	0	0	0
<b>TOTAL</b>	<b>18.00</b>	<b>0</b>	<b>0</b>	<b>2</b>	<b>0</b>	<b>0</b>	<b>0</b>	<b>1</b>	<b>0</b>	<b>1.0</b>	<b>2</b>	<b>2</b>	<b>2</b>	<b>1</b>	<b>0</b>	<b>0</b>	<b>0</b>	<b>0</b>	<b>6</b>	<b>.400</b>	<b>0</b>	<b>0</b>	<b>0</b>	<b>0</b>	<b>0</b>

# SEMINOLE RETURNEES



## 1 GIOVANNY ALFONZO

INF, R-R, 5-10, 175, SO  
Port St. Lucie, Fla.  
(Lincoln Park Academy HS)

**2012:** Appeared in 29 games making two starts in his first season at Florida State... made back-to-back starts – the first of his career – in the first two games against Rhode Island... posted career-highs for hits (2), runs (2) and RBI (2) in the win over the Rams (4/27) - also started game two at shortstop (4/28)...recorded his first career hit in the 10th inning of the series finale against Miami (4/22)...went on to score the game-winning run from second on a base hit by Sherman Johnson to complete the come-from-behind victory over the Hurricanes - entered the game in the second inning to play shortstop and was perfect from the field converting on all six fielding chances... finished the year hitting .107 with three hits, four RBI and seven runs scored...drew four walks and was

### ALFONZO'S CAREER HIGHS

At Bats: 4 (3 Times)  
Runs: 2 vs. Rhode Island, 4/27/12  
Hits: 2 vs. Rhode Island, 4/27/12  
RBIs: 2 vs. Rhode Island, 4/27/12

a perfect 2-for-2 in stolen bases...registered his first career RBI drawing a walk with the bases loaded in the eighth against Hofstra (2/19) in the series finale.

**HIGH SCHOOL:** Garnered first team All-Area and All-District honors all four years at Lincoln Park Academy...hit .417 as a senior with 11 doubles and five triples, drove in 30 runs and stole 16 bases...participated in trials for the USA U-16 team as a sophomore...earned Under Armour Honorable Mention All-America honors and was a member of Rawlings' first team All-Region team in 2010...completed the IB Program and was a member of the Key Club at Lincoln Park Academy.

**PERSONAL:** Son of Edgar and Sharon Alfonzo...father played 14 years of minor league baseball, while uncle (Edgardo Alfonzo) played 11 years in the major leagues...majoring in Sport Management...born December 19, 1992.

### ALFONZO'S CAREER STATS

Year	Avg	GP	GS	AB	R	H	2B	3B	HR	RBI	TB	SLG%	BB	HBP	SO	GDP	OB%	SF	SH	SB	ATT	PO	A	E	FLD%
2012	.107	29	2	28	7	3	0	0	0	4	3	.107	4	0	4	3	.219	0	2	2	2	8	16	6	.800
<b>TOTAL</b>	<b>.107</b>	<b>29</b>	<b>2</b>	<b>28</b>	<b>7</b>	<b>3</b>	<b>0</b>	<b>0</b>	<b>0</b>	<b>4</b>	<b>3</b>	<b>.107</b>	<b>4</b>	<b>0</b>	<b>4</b>	<b>3</b>	<b>.219</b>	<b>0</b>	<b>2</b>	<b>2</b>	<b>2</b>	<b>8</b>	<b>16</b>	<b>6</b>	<b>.800</b>



## 14 KYLE BIRD

LHP, L-L, 6-2, 195, SO  
Orange Park, Fla.  
(Clay HS)

**2012:** Appeared in 22 games – all in relief – in his first season with the Seminoles... compiled 27 strikeouts in 22.2 innings of work...went 0-1 with a 7.15 ERA...helped preserve four of the seven shutouts registered by the Seminole pitching staff in 2012...first collegiate appearance came on opening day against Hofstra (2/17) – allowed a run on one hit and a walk as he struck out one in an inning of work...recorded at least one strikeout in his first 10 appearances...threw 2.0 shutout innings at UCF (3/7) as he finished with two strikeouts...worked a career-high 3.0 innings at Florida (3/13)...struck out a career-high four batters in game one of a doubleheader at Clemson (5/14)...fanned three in 1.2 scoreless innings at Wake Forest (3/24)...pitched twice in the ACC Tournament and worked a

### BIRD'S CAREER HIGHS

Inn. Pitched: 3.0 at Florida, 3/13/12  
Hits: 4 (Twice)  
Walks: 5 at Clemson, 5/14/12  
Strikeouts: 4 at Clemson, 5/14/12

combined 1.1 innings...pitched a scoreless inning against Georgia Tech (5/23) with two strikeouts, while allowing a run on one hit in 0.1 innings against Virginia (5/26)... appeared in the second game against Arizona (6/21) at the College World Series and faced two batters.

**HIGH SCHOOL:** Played baseball all four years at Clay High School; member of the basketball team as a freshman and sophomore...posted a 9-1 record on the mound en route to earning first team All-District and All-State honors...named a first team All-District honoree as a junior after recording an 8-1 mark.

**PERSONAL:** Full name is Ronald Kyle Bird...son of Ron and Mariann Bird...played summer ball in 2012 with the Sanford River Rats of the Florida Collegiate League...majoring in Sport Management...born April 12, 1993.

### BIRD'S CAREER STATS

Year	ERA	W	L	App	GS	CG	SHO	CBO	SV	IP	H	R	ER	BB	SO	2B	3B	HR	BF	B/Avg	WP	HBP	BK	SFA	SHA
2012	7.15	0	1	22	0	0	0	4	0	22.2	25	19	18	20	27	7	1	1	114	.281	2	2	1	2	1
<b>TOTAL</b>	<b>7.15</b>	<b>0</b>	<b>1</b>	<b>22</b>	<b>0</b>	<b>0</b>	<b>0</b>	<b>4</b>	<b>0</b>	<b>22.2</b>	<b>25</b>	<b>19</b>	<b>18</b>	<b>20</b>	<b>27</b>	<b>7</b>	<b>1</b>	<b>1</b>	<b>114</b>	<b>.281</b>	<b>2</b>	<b>2</b>	<b>1</b>	<b>2</b>	<b>1</b>



# SEMINOLE RETURNEES



**53**  
**JOSE BRIZUELA**

OF/INF, L-R, 6-0, 200, SO  
Weston, Fla.  
(Archbishop McCarthy HS)

**CAREER ACCOLADES:**

\* Drafted in the 46th round by the Cincinnati Reds in the 2011 MLB Draft.

**2012:** Made the most appearances of any Seminole freshmen in 2012 playing in 66 games with 65 starts...a converted outfielder started 62 games in left field and three more at third base...hit .226 (50-for-221) in his first season with 12 doubles, two triples and two home runs...scored 34 times and registered 38 RBI...tied for third on the team with 11 multi-RBI games... stole six bases in 10 attempts while recording the second most total sacrifices with 10...spectacular start to his collegiate career hitting .400 on opening weekend against Hofstra finishing with a team-high eight RBI...hit a go ahead home run (two-run shot) in game one – first of his career, his two-run double in the fifth inning in game two tied the game at five and his two-run single in game three gave the Noles the lead for good...opened the year with a hit in his first five games – a season-high...recorded a career-high three hits three times in games against Stetson (3/21), Virginia Tech (3/30) and at Georgia Tech (4/7)...drove in a career-high four runs in game two against the Yellow Jackets as all four runs came on his first career grand slam in FSU's nine-run fifth inning en route to a 12-7 victory...drove in a run in all three games at Boston College...recorded a .267 batting average against league foes with seven doubles, two triples and a home run...finished with a .981 fielding percentage in ACC games...started all nine games in the NCAA Tournament including four at the College World Series...registered two hits and scored a run in the second game against Arizona (6/21) out in Omaha...finished with three outfield assists – tied for the second most on the team.

**BRIZUELA'S CAREER HIGHS**

At Bats:	5 (6 Times)
Runs:	3 at Duke, 3/11/12
Hits:	3 (3 Times)
RBI's:	4 at Georgia Tech, 4/7/12

**HIGH SCHOOL:** Earned Collegiate Baseball High School first team All-America accolades as a multi-position player in 2011; named a third team High School All-American by Baseball America...in four years at Archbishop McCarthy High School, was a two-time All-State and All-County honoree; also garnered All-State honorable mention accolades...a two-time state champion at Archbishop McCarthy and helped lead his team to a National Championship his senior year...named team MVP and



MVP of the playoffs in 2010 and 2011 as a junior and a senior...hit over .400 in all four years; recorded seven home runs, 41 RBI, 50 runs scored and 25 stolen bases as a senior.

**PERSONAL:** Son of Jorge and Allison Brizuela...Exploratory major...born August 31, 1992.

**BRIZUELA'S CAREER STATS**

Year	Avg	GP	GS	AB	R	H	2B	3B	HR	RBI	TB	SLG%	BB	HBP	SO	GDP	OB%	SF	SH	SB	ATT	PO	A	E	FLD%
2012	.226	66	65	221	34	50	12	2	2	38	72	.326	26	7	44	5	.322	4	6	6	10	109	8	5	.959
<b>TOTAL</b>	<b>.226</b>	<b>66</b>	<b>65</b>	<b>221</b>	<b>34</b>	<b>50</b>	<b>12</b>	<b>2</b>	<b>2</b>	<b>38</b>	<b>72</b>	<b>.326</b>	<b>26</b>	<b>7</b>	<b>44</b>	<b>5</b>	<b>.322</b>	<b>4</b>	<b>6</b>	<b>6</b>	<b>10</b>	<b>109</b>	<b>8</b>	<b>5</b>	<b>.959</b>





# SEMINOLE RETURNEES



## 17 MIKE COMPTON

RHP, R-R, 6-2, 195, SO  
Branson, Mo.  
(Branson HS)

### CAREER ACCOLADES:

- \* Preseason All-American Third Team Collegiate Baseball (2013) & NCBWA (2013).
- \* Freshman All-American First Team Collegiate Baseball (2012) and NCBWA (2012).
- \* Freshman All-American Second Team Baseball America (2012) & Perfect Game (2012).
- \* All-ACC Second Team (2012).
- \* All-ACC Academic Team (2012).
- \* ACC Academic Honor Roll (2011-12).
- \* FSU Dean's List (Fall 2011, Spring 2012, Fall 2012).



**2012:** Pitched in the weekend rotation the entire 2012 season combining with fellow freshman teammate Brandon Leibrandt for 20 of Florida State's 50 wins...posted a 12-2 record with a 2.87 ERA in 18 starts in his first season...tied the Florida State school record for wins by a freshman with his victory against Stony Brook in the CWS - fourth freshmen pitcher all-time at FSU to reach 12 wins joining Sean Gilmartin (2009), Ray Revak (1984) and Doug Little (1983)...finished the season tied for the second most wins nationally while leading all freshmen in that category...was the first 10-game winner in the ACC in 2012 and closed out the year as the only player in the league to reach double-digit victories...ranked in the top 10 in the ACC in wins (1st), games started (2nd) and innings pitched (10th)...also finished 13th in the league in ERA en route to earning second team all-conference honors...concluded his freshman campaign with 64 strikeouts in 91.0 innings of work while holding opponents to a .260 batting average...allowed two earned runs or less in 16 of his 18 starts, while yielding no runs three times...first collegiate start and win came against Hofstra (2/19) working 5.0 innings allowing two runs on four hits as he struck out three...posted career-highs in innings pitched (7.2) and strikeouts (8) in a 2-1 victory over Virginia Tech (3/31)...did not allow a run in wins over FIU (2/25), at Duke (3/10) and Rhode Island (4/28)...allowed three hits or less in five starts and just two hits in at least six innings of work twice - FIU (2/25) and Rhode Island (4/28)...made three starts in the NCAA Tournament and picked up wins against Samford (6/3) and Stony Brook (6/17)...worked 6.0 innings in both outings and allowed just two runs...was the pitcher of record in FSU's 5-2 victory over Samford to clinch the Tallahassee Regional...helped Florida State stave off elimination in Omaha as he led the Seminoles to a 12-2 victory over Stony Brook in the College World Series.

### COMPTON'S CAREER HIGHS

Inn. Pitched:	7.2 vs. Virginia Tech, 3/31/12
Hits:	11 vs. Stanford, 6/10/12
Walks:	3 (3 Times)
Strikeouts:	8 vs. Virginia Tech, 3/31/12

**HIGH SCHOOL:** Over his four years at Branson High School, posted a record of 21-7 with two saves and a 1.40 ERA in 195 innings of work...registered a school record 243 strikeouts, while issuing just 28 walks in four seasons...named Central Ozark Conference Player of the Year as a junior; garnered COC 1st team pitcher honors in back-to-back seasons as a junior and senior...earned first team pitcher All-State accolades as a junior, followed with All-State Honorable Mention honors after his senior...an Honor Roll student at Branson HS graduating with a 4.2 GPA; member of the National Honor Society.

**PERSONAL:** Son of Mike and Jannine Compton...majoring in Psychology...born November 5, 1992.

### COMPTON'S CAREER STATS

Year	ERA	W	L	App	GS	CG	SHO	CBO	SV	IP	H	R	ER	BB	SO	2B	3B	HR	BF	B/Avg	WP	HBP	BK	SFA	SHA
2012	2.87	12	2	18	18	0	0	2	0	91.0	89	35	29	28	64	15	2	4	383	.260	0	8	1	1	4
<b>TOTAL</b>	<b>2.87</b>	<b>12</b>	<b>2</b>	<b>18</b>	<b>18</b>	<b>0</b>	<b>0</b>	<b>2</b>	<b>0</b>	<b>91.0</b>	<b>89</b>	<b>35</b>	<b>29</b>	<b>28</b>	<b>64</b>	<b>15</b>	<b>2</b>	<b>4</b>	<b>383</b>	<b>.260</b>	<b>0</b>	<b>8</b>	<b>1</b>	<b>1</b>	<b>4</b>

# SEMINOLE RETURNEES



**2**  
**JOSH DELPH**  
OF, L-L, 6-0, 190, SO  
Bartow, Fla.  
(Bartow HS)

**CAREER ACCOLADES:**

- \* Tallahassee Regional All-Tournament Team (2012).
- \* ACC Academic Honor Roll (2011-12).
- \* FSU Dean's List (Spring 2012, Fall 2012).

**2012:** Led all Seminole freshmen with a .267 batting average recording 35 hits in 131 at-bats...finished with 10 doubles, 19 runs scored and 20 RBI...appeared in 59 games making 37 starts – 30 in right field, six as the designated hitter and one in left field... became an everyday starter following the series finale at Georgia Tech...hit .306 in league play with five doubles, 12 RBI and eight runs...scored three runs through the first four games...first collegiate at-bat came on opening day against Hofstra (2/17)... collected his first career RBI on a sac-bunt in the opening game against Maine (3/2) and earned his first collegiate hit in the series finale at Duke (3/11)...hitting a double to left to score two runs...finished with a season-high three hits twice – in game one of a doubleheader at Clemson (5/14) and in the Super Regional against Stanford (6/10)...drove in a career-high three runs in FSU's 6-2 victory over NC State (5/19)...put together a season-high six-game hitting streak halfway through the sea-

son...named to the Tallahassee Regional All-Tournament team after finishing the regional hitting .400 in three starts in right field...collected four hits and drove in two...hit .500 in the Super Regional against Stanford with four runs, two RBI...started all four games in right field at the College World Series... doubled and scored a run in the opening game against Arizona (6/15)...recorded a base hit against UCLA (6/19)...finished with a perfect fielding percentage converting on all 69 of his fielding attempts...recorded two outfield assists.

**DELPH'S CAREER HIGHS**

At Bats:	5 (4 Times)
Runs:	2 (3 Times)
Hits:	3 (Twice)
RBI's:	3 vs. NC State, 5/19/12

**HIGH SCHOOL:** Garnered All-County honors and was named team MVP at Bartow High School following his senior season...hit .428 with three home runs and 20 stolen bases as a senior...named Polk County Male Student-Athlete of the Year as a senior...Honor Roll student and graduated in the top 10 percent of his class in terms of GPA...member of the National Honor Society, Spanish Club, Anchor Club and Frisbee Club at Bartow High.

**PERSONAL:** Son of Tim and Patricia Delph...full name is Thomas Josh Delph... father played semi-pro baseball, while grandfather played college baseball...member of the 3.0 GPA Club at FSU (Fall 2011)...played summer ball in 2012 with the Peninsula Oilers of the Alaska Baseball League...majoring in Social Sciences Education... born November 9, 1992.

**DELPH'S CAREER STATS**

Year	Avg	GP	GS	AB	R	H	2B	3B	HR	RBI	TB	SLG%	BB	HBP	SO	GDP	OB%	SF	SH	SB	ATT	PO	A	E	FLD%
2012	.267	59	37	131	19	35	10	0	0	20	45	.344	12	5	36	5	.349	1	4	3	4	67	2	0	1.000
<b>TOTAL</b>	<b>.267</b>	<b>59</b>	<b>37</b>	<b>131</b>	<b>19</b>	<b>35</b>	<b>10</b>	<b>0</b>	<b>0</b>	<b>20</b>	<b>45</b>	<b>.344</b>	<b>12</b>	<b>5</b>	<b>36</b>	<b>5</b>	<b>.349</b>	<b>1</b>	<b>4</b>	<b>3</b>	<b>4</b>	<b>67</b>	<b>2</b>	<b>0</b>	<b>1.000</b>



**13**  
**JOHN HOLLAND**  
INF, L-R, 5-11, 175, SO  
Johns Creek, Ga.  
(Northview HS)

**2012:** Appeared in 41 games making 16 starts – 13 as the Seminole designated hitter, two at third base and one at second base...finished the year hitting .243 (18-for-74) with eight doubles, 10 RBI and 17 runs scored...earned his first collegiate at-bat on opening day against Hofstra (2/17) and collected a season-high three assists...recorded his first collegiate hit and scored his first collegiate run in game one of a DH against Maine (3/4) - singled to left and scored in the sixth...earned his first career start against Virginia Tech (4/1) and posted career-highs with three hits, three runs and

two doubles...finished the game against the Hokies a perfect 3-for-3 and reached base in all five of his plate appearances...led all Seminoles hitting .600 (6-for-10) against Miami with 5 RBI as four of his six hits were doubles...picked up a pinch hit double in game one (4/20)...tied a career-high with three hits in game two (4/21) while driving in a pair...recorded two doubles in the series finale (4/22) while driving in a career-high three runs in leading FSU to a sweep of the Hurricanes...hit .324 in 18 ACC games... appeared in seven of FSU's nine NCAA Tournament games as six of his 12 walks on the year came in the postseason...came through with a two-run game-tying double in the top of the sixth with two outs in the first meeting against Arizona (6/15) at the College World Series – hit led to extra innings...walked twice and scored two runs in an elimination game against Stony Brook.

**HOLLAND'S CAREER HIGHS**

At Bats:	5 (Twice)
Runs:	3 vs. Virginia Tech, 4/1/12
Hits:	3 (Twice)
RBI's:	3 vs. Miami, 4/22/12

**HIGH SCHOOL:** Named first team All-Region as a senior and second team All-Region as a sophomore...earned Rawlings Pre-Season All-America honors at the start of his junior season...garnered Defensive Player of the Year accolades as a senior and junior and was named Offensive Player of the Year as a sophomore at Northview High...member of the Dugout Club All-Tournament team as a sophomore and junior...hit over .400 as a sophomore (.416), junior (.456) and senior (.420).

**PERSONAL:** Son of Skip and Melanie Holland...uncle Bob Holland was the former clubhouse manager at FSU...played summer ball in 2012 with the Covington Lumberjacks of the Valley League...member of the 3.0 GPA Club at FSU (Fall 2012)... majoring in Sport Management...born April 16, 1993.

**HOLLAND'S CAREER STATS**

Year	Avg	GP	GS	AB	R	H	2B	3B	HR	RBI	TB	SLG%	BB	HBP	SO	GDP	OB%	SF	SH	SB	ATT	PO	A	E	FLD%
2012	.243	41	16	74	17	18	8	0	0	10	26	.351	12	4	19	1	.378	0	0	1	1	10	22	2	.941
<b>TOTAL</b>	<b>.243</b>	<b>41</b>	<b>16</b>	<b>74</b>	<b>17</b>	<b>18</b>	<b>8</b>	<b>0</b>	<b>0</b>	<b>10</b>	<b>26</b>	<b>.351</b>	<b>12</b>	<b>4</b>	<b>19</b>	<b>1</b>	<b>.378</b>	<b>0</b>	<b>0</b>	<b>1</b>	<b>1</b>	<b>10</b>	<b>22</b>	<b>2</b>	<b>.941</b>

# SEMINOLE RETURNEES



## 33 BRYANT HOLTMANN

LHP, R-L, 6-5, 205, SO  
Albers, Ill.  
(Breese Central HS)

**CAREER ACCOLADES:**

\* FSU Dean's List (Fall 2012).

**2012:** Appeared in 24 games – all in relief – to lead all freshmen pitchers in his first season with the Seminoles...finished the year with a record of 2-0 and a 3.20 ERA...registered 17 strikeouts in 25.1 innings of work allowing just nine earned runs and nine walks...held opponents to a .242 batting average...of the 24 hits allowed only four went for extra bases – all doubles...made his collegiate debut in the series finale against Hofstra (2/19) on opening weekend...worked a career-high 2.0 innings five times with the first coming against FIU (2/24) in his second outing of the season...also pitched 2.0 innings at Duke (3/11), vs. Miami (4/20), at Jacksonville (5/2) and against Maryland (5/6)...recorded a career-high three strikeouts twice – FIU (2/24) and Miami (4/20)...allowed a run in just six of his 24 relief appearances...finished the year allowing just two earned runs in 13.2 innings of work...picked up his first career win against Virginia (3/18) after working a scoreless inning in relief of a 4-3 FSU victory...helped preserve a shutout at Jacksonville to earn his second win of the season striking out two in 2.0 scoreless innings...was equally impressive in ACC

play posting a 3.18 ERA over 11.1 innings in 10 appearances...pitched two scoreless innings at the College World Series...allowed a hit and struck out one against Stony Brook (6/17) and gave up two hits in the second meeting against Arizona (6/21).

**HOLTMANN'S CAREER HIGHS**

Inn. Pitched:	2.0 (5 Times)
Hits:	3 (4 Times)
Walks:	2 (Twice)
Strikeouts:	3 (Twice)

**HIGH SCHOOL:** Member of the

baseball team all four years at Breese Central High School, also played two years of golf and a year of soccer...missed his entire senior season after undergoing Tommy John Surgery...as junior pitched in 14 games making nine starts while throwing four complete games...posted a record of 6-3 with a 1.77 ERA in 55.1 innings pitched as a junior with 88 strikeouts and 30 walks while limiting the opposition to a .152 batting average...named team MVP, garnered All-Area and All-Cahokia Conference first team pitcher honors as a junior...sophomore year posted a 2-3 record with a 3.20 ERA in 30.2 innings of work with 44 strikeouts en route to being named Team Most Improved...earned All-Area 1A-2A Outfield Honorable Mention and first team All-Cahokia Conference honors as an outfielder following his sophomore campaign.

**PERSONAL:** Son of Dennis and Cindy Holtmann...played summer ball in 2012 with the Anchorage Bucs of the Alaska Baseball League...member of the 3.0 GPA Club at FSU (Spring 2012)...majoring in Sport Management...born February 5, 1993.

**HOLTMANN'S CAREER STATS**

Year	ERA	W	L	App	GS	CG	SHO	CBO	SV	IP	H	R	ER	BB	SO	2B	3B	HR	BF	B/Avg	WP	HBP	BK	SFA	SHA
2012	3.20	2	0	24	0	0	0	2	0	25.1	24	10	9	9	17	4	0	0	115	.242	3	4	1	2	1
<b>TOTAL</b>	<b>3.20</b>	<b>2</b>	<b>0</b>	<b>24</b>	<b>0</b>	<b>0</b>	<b>0</b>	<b>2</b>	<b>0</b>	<b>25.1</b>	<b>24</b>	<b>10</b>	<b>9</b>	<b>9</b>	<b>17</b>	<b>4</b>	<b>0</b>	<b>0</b>	<b>115</b>	<b>.242</b>	<b>3</b>	<b>4</b>	<b>1</b>	<b>2</b>	<b>1</b>



## 28 LEE HOWARD

C, R-R, 6-0, 195, SO  
Orange Park, Fla.  
(Fleming Island HS)

**CAREER ACCOLADES:**

\* ACC Academic Honor Roll (2011-12).

**2012:** Made 15 appearances in his first season at Florida State...served as the backup catcher to Stephen McGee...registered 12 at-bats earning his first collegiate plate appearance in the series finale against Hofstra (2/19) on opening weekend...tallied two at-bats three times in games against Maine (3/4), Maryland (5/5) and at Clemson (5/14)...recorded a season-high five putouts in game

one against Stanford in the Tallahassee Super Regional...made his College World Series debut against Stony Brook in an elimination game...garnered a perfect fielding percentage in 13 attempts.

**HIGH SCHOOL:** Played four years of baseball, three years of football and a year of basketball at Fleming Island High School...garnered first team All-County accolades in both baseball and football...named All-District in 2011 as a first team catcher...helped lead Fleming Island to two district championships in baseball, while reaching the Regional Finals in both baseball and football as a senior in 2011...earned A/B Honor Roll all four years of high school...member of the National Honor Society and graduated in the top 10 percent of his class.

**PERSONAL:** Son of Gene and Alethea Howard...member of the 3.0 GPA Club at FSU (Fall 2011, Fall 2012)...played summer ball in 2012 with the Sanford River Rats of the Florida Collegiate League...majoring in Sport Management...born December 8, 1992.

**HOWARD'S CAREER HIGHS**

At Bats:	2 (3 Times)
Putouts:	5 vs. Stanford, 6/8/12
Assists:	1 vs. Miami, 4/20/12

**HOWARD'S CAREER STATS**

Year	Avg	GP	GS	AB	R	H	2B	3B	HR	RBI	TB	SLG%	BB	HBP	SO	GDP	OB%	SF	SH	SB	ATT	PO	A	E	FLD%
2012	.000	15	0	12	0	0	0	0	0	0	0	.000	0	0	6	1	.000	0	0	0	0	12	1	0	1.000
<b>TOTAL</b>	<b>.000</b>	<b>15</b>	<b>0</b>	<b>12</b>	<b>0</b>	<b>0</b>	<b>0</b>	<b>0</b>	<b>0</b>	<b>0</b>	<b>0</b>	<b>.000</b>	<b>0</b>	<b>0</b>	<b>6</b>	<b>1</b>	<b>.000</b>	<b>0</b>	<b>0</b>	<b>0</b>	<b>0</b>	<b>12</b>	<b>1</b>	<b>0</b>	<b>1.000</b>



# SEMINOLE RETURNEES



## 37 BRANDON LEIBRANDT

LHP, L-L, 6-4, 205, SO  
Alpharetta, Ga.  
(Marist School)

### CAREER ACCOLADES:

- \* Preseason All-American Third Team Collegiate Baseball (2013).
- \* Freshman All-American First Team Baseball America (2012), Collegiate Baseball (2012) and Perfect Game (2012).
- \* Tallahassee Regional All-Tournament Team (2012).
- \* All-ACC Academic Team (2012).
- \* ACC Academic Honor Roll (2011-12).
- \* Drafted in the 48th round by the Tampa Bay Rays in the 2011 MLB Draft.

**2012:** Pitched in the weekend rotation the entire 2012 season combining with fellow freshman teammate Mike Compton for 20 of Florida State's 50 wins...posted an 8-3 record with a 2.82 ERA in 19 starts in his first season...registered a team-best 99.0 innings and 83 strikeouts...

allowed only 31 earned runs and 29 walks while limiting the opposition to a .243 average...finished the season ranked in the ACC in games started (1st), wins (4th), innings pitched (4th), strikeouts (9th) and ERA (10th)...tied for the third most starts in the nation...earned

**LEIBRANDT'S CAREER HIGHS**

Inn. Pitched:	8.0 vs. Samford, 6/2/12
Hits:	10 vs. Rhode Island, 4/27/12
Walks:	4 (Twice)
Strikeouts:	10 vs. Samford, 6/2/12

the start against Hofstra (2/17) to begin the season becoming the first freshman in Seminole Baseball history to earn a start on opening day...served as the Friday night starter all season long...first career win came on opening day limiting the Pride to just one run on three hits in 5.0 innings...worked 5.0 innings or more in 14 starts...limited opponents to three hits or less in games he worked 5.0 or more innings six times...best outing of the season came against Samford (6/2) in the Tallahassee Regional posting career-highs for innings pitched (8.0) and strikeouts (10)...the only Seminole to record double-digit strikeouts in a game in 2012 - retired 23 of the last 24 batters that he faced including the last 15 in a row...did not issue a walk against Samford...was named to the Tallahassee Regional All-Tournament team for his outstanding performance...limited Stanford to just one run on six hits in 6.0 innings of work in game one of the Tallahassee Super Regional...made two starts at the College World Series both coming against Arizona...recorded 10 starts in which he issued one or no walks - did not allow a walk to Rhode Island (4/27), Samford (6/2) and Arizona (6/15)...had five starts in which he did not allow a run - Maine (3/2), Virginia Tech (3/30), at Georgia Tech (4/6), Maryland (5/5) and Samford (6/2) - went 4-0 in those five starts as he did not factor in the decision against the Yellow Jackets...Florida State was 14-5 in games that Leibrandt started.



**HIGH SCHOOL:** Earned Baseball America High School third team All-America accolades in 2011, garnered ESPN Rise first team honors and was named the Braves 400 Club Player of the Year...helped lead Marist to back-to-back 4A Georgia state championships in 2010 and 2011...named team captain as a senior...posted a perfect 13-0 record as a senior with a 0.71 ERA in 79.0 innings pitched with 120 strikeouts and just 11 walks...went 8-2 on the mound with a 2.69 ERA following his junior season throwing 54 innings with 55 strikeouts and 17 walks...member of Fellowship of Christian Athletes.

**PERSONAL:** Son of Charlie and Corinne Leibrandt...father is a retired MLB pitcher and brother Brodie plays baseball at Columbus State...member of the 3.0 GPA Club at FSU (Fall 2011, Fall 2012)...majoring in Sport Management...born December 13, 1992.

### LEIBRANDT'S CAREER STATS

Year	ERA	W	L	App	GS	CG	SHO	CBO	SV	IP	H	R	ER	BB	SO	2B	3B	HR	BF	B/Avg	WP	HBP	BK	SFA	SHA
2012	2.82	8	3	19	19	0	0	1	0	99.0	89	41	31	29	83	20	0	4	413	.243	4	5	0	3	8
<b>TOTAL</b>	<b>2.82</b>	<b>8</b>	<b>3</b>	<b>19</b>	<b>19</b>	<b>0</b>	<b>0</b>	<b>1</b>	<b>0</b>	<b>99.0</b>	<b>89</b>	<b>41</b>	<b>31</b>	<b>29</b>	<b>83</b>	<b>20</b>	<b>0</b>	<b>4</b>	<b>413</b>	<b>.243</b>	<b>4</b>	<b>5</b>	<b>0</b>	<b>3</b>	<b>8</b>

# SEMINOLE RETURNEES



**3**  
**JOHN NOGOWSKI**  
 INF, R-L, 6-2, 210, SO  
 Tallahassee, Fla.  
 (North Florida Christian HS)

**2012:** Made 53 appearances with 36 starts in his first season at Florida State...34 starts came as the Seminole designated hitter and two more at first base...finished the season hitting .250 (35-for-140) with five doubles and two home runs...tallied 23 RBI and scored 21 times...earned his first career start on opening day against Hofstra (2/17)...picked up his first collegiate hit and RBI in game two against the Pride (2/18)...first career home run came in the series finale against Hofstra (2/19) hammering a solo shot to open the bottom of the sixth...drove in a career-high three runs on a 2-for-4 performance against Jacksonville (2/21)...tallied two three-hit games – a season-high – in game two of a doubleheader against Maine (3/4) and in game two of a doubleheader at Clemson (5/14)...finished the Clemson series hitting .500 with a double and two runs scored...second home run of the season came at Georgia Tech (4/7) as he homered in the nine-run fifth inning to lead FSU to a come-from-behind victory over the Jackets in game two...drove in three runs in two games against Miami...singled home two runs in the eighth inning of game two (4/21) and provided a pinch hit RBI

single with two-outs in the series finale against the Hurricanes (4/22)...earned his first start at first base against North Georgia – second start came in the ACC Tournament against Virginia...made two plate appearances at the College World Series picking up a hit and stolen base against Stony Brook (6/17) in an elimination game...finished the year with nine multi-hit games...posted a .972 fielding percentage committing just one error in 36 attempts.

## NOGOWSKI'S CAREER HIGHS

At Bats:	5 (5 Times)
Runs:	2 (3 Times)
Hits:	3 (Twice)
RBI's:	3 vs. Jacksonville, 2/21/12

**HIGH SCHOOL:** Helped lead North Florida Christian to state titles as an eighth grader and as a senior season in 2011; finished as state-runner following his freshman campaign...a three-time first team All-State honoree as a sophomore, junior and senior...named 2A Player of the Year twice at NFC...hit .530 with 12 home runs and 40 RBIs as a senior...also played basketball at NFC for five years scoring 1,000 career points...member of the Key Club.

**PERSONAL:** Son of John and Liz Nogowski...majoring in Political Science with a minor in History...born January 5, 1993.

## NOGOWSKI'S CAREER STATS

Year	Avg	GP	GS	AB	R	H	2B	3B	HR	RBI	TB	SLG%	BB	HBP	SO	GDP	OB%	SF	SH	SB	ATT	PO	A	E	FLD%
2012	.250	53	36	140	21	35	5	0	2	23	46	.329	21	4	26	5	.361	1	1	2	5	33	2	1	.972
<b>TOTAL</b>	<b>.250</b>	<b>53</b>	<b>36</b>	<b>140</b>	<b>21</b>	<b>35</b>	<b>5</b>	<b>0</b>	<b>2</b>	<b>23</b>	<b>46</b>	<b>.329</b>	<b>21</b>	<b>4</b>	<b>26</b>	<b>5</b>	<b>.361</b>	<b>1</b>	<b>1</b>	<b>2</b>	<b>5</b>	<b>33</b>	<b>2</b>	<b>1</b>	<b>.972</b>



**7**  
**LUKE WEAVER**  
 RHP, R-R, 6-2, 170, SO  
 DeLand, Fla.  
 (DeLand HS)

### CAREER ACCOLADES:

- \* ACC Academic Honor Roll (2011-12).
- \* Drafted in the 19th round by the Toronto Blue Jays in the 2011 MLB Draft.

**2012:** Appeared in 16 games on the mound making six starts in his first season at Florida State...went 1-0 with one save and a 5.93 ERA...registered 40 strikeouts in 41.0 innings of work...made his first collegiate appearance and start against Jacksonville (2/21) but did not factor into the decision...first career win came against Stetson (3/21) in what was his best performance of the season...allowed just one unearned run on four hits as he walked one and struck out four over a career-high 7.0 innings in leading FSU to a 9-1 victory over the Hatters...first relief appearance of 0.2 innings came against Florida (3/27) in Jacksonville...tied a career-high with five strikeouts twice – first coming against Florida (4/10) in 2.2 innings and second against NC State (5/19)...earned two starts in ACC play – vs. Maryland and at Clemson...start against Maryland was his first collegiate start in the weekend rotation - did not factor into the

decision working 3.0 plus innings allowing three runs, two earned, on four hits...longest relief outing covered 3.0 innings performed four times – at Boston College (4/15), Miami (4/21), NC State (5/19) and Arizona (6/21)...worked 3.0 scoreless innings in the series finale against NC State (5/19) allowing just one hit and tied a career-high with five strikeouts en route to earning his first career save...made his College World Series debut in the second game against Arizona...allowed three runs on five hits as he struck out two in 3.0 innings against the Wildcats.

## WEAVER'S CAREER HIGHS

Inn. Pitched:	7.0 vs. Stetson, 3/21/12
Hits:	6 at Clemson, 5/14/12
Walks:	4 vs. Jacksonville, 2/21/12
Strikeouts:	5 (Twice)

**HIGH SCHOOL:** Earned second team Rawlings All-America and first team All-State honors as a senior...garnered first team All-Area accolades following both his sophomore and junior seasons...posted a 3-1 record with a 1.36 ERA as a sophomore at DeLand High School, followed with a 4-2 record and a 1.42 ERA as a junior...drafted in the 19th round by the Toronto Blue Jays in the 2011 MLB Draft.

**PERSONAL:** Son of Mark and Merry Weaver...mom is an alum of Florida State...played summer ball in 2012 with the Brewster Whitecaps of the Cape Cod League...member of the 3.0 GPA Club at FSU (Spring & Fall 2012)...majoring in Sport Management...born August 21, 1993.

## WEAVER'S CAREER STATS

Year	ERA	W	L	App	GS	CG	SHO	CBO	SV	IP	H	R	ER	BB	SO	2B	3B	HR	BF	B/Avg	WP	HBP	BK	SFA	SHA
2012	5.93	1	0	16	6	0	0	1	1	41.0	41	31	27	21	40	6	0	6	184	.263	1	4	0	2	1
<b>TOTAL</b>	<b>5.93</b>	<b>1</b>	<b>0</b>	<b>16</b>	<b>6</b>	<b>0</b>	<b>0</b>	<b>1</b>	<b>1</b>	<b>41.0</b>	<b>41</b>	<b>31</b>	<b>27</b>	<b>21</b>	<b>40</b>	<b>6</b>	<b>0</b>	<b>6</b>	<b>184</b>	<b>.263</b>	<b>1</b>	<b>4</b>	<b>0</b>	<b>2</b>	<b>1</b>



# SEMINOLE NEWCOMERS



**36**  
**KENNY BURKHEAD**

**RHP, L-R, 6-0, 195, FR**  
**Deltona, Fla.**  
**(Trinity Christian Academy)**

**HIGH SCHOOL:**

Played four years of baseball at Trinity Christian Academy in Deltona, Fla...member of the 2009, 2010 and 2012 FHSAA State Championship team...ranked No. 383 in the 2012 Perfect Game national rankings.

**PERSONAL:**

Son of Duane and Brenda Burkhead...two siblings, Kyle and Tiffany...full name is Kenneth Burkhead...majoring in Sport Management...born on July 8, 1994.



**24**  
**MARCUS DAVIS**

**OF/1B, L-L, 6-2, 215, JR**  
**Cincinnati, Ohio**  
**(Walters State CC)**

**WALTERS STATE COMMUNITY COLLEGE:**

Hit .450 with 16 home runs and 62 RBI in 61 games at Walters State Community College in 2012...named first team All-TCCAA...member of the nation's number one ranked team that became 2012 TCCAA Region IV Champions.

**HIGH SCHOOL (PRINCETON HS):**

Played outfield at Princeton High School in Cincinnati, Ohio...honored with three All-Greater Miami Conference selections...a two-time All-City member and was named to the All-State team in 2008...played for the prestigious Midland Redskins Travel Team which won the Connie Mack national championship in 2009...selected as a top 200 prospect in the country by Perfect Game in 2010.

**PERSONAL:**

Son of Dan and Lydia Davis...his 2009 Midland Redskins jersey is on display at the baseball Hall of Fame in Cooperstown, N.Y....began his collegiate career at LSU in 2010-11...member of the 3.0 GPA Club at FSU (Fall 2012)...majoring in Interdisciplinary Social Science...born on April 26, 1992.



**30**  
**ROBBY COLES**

**RHP, R-R, 6-2, 175, JR**  
**Crawfordville, Fla.**  
**(Chipola Junior College)**

**CHIPOLA JUNIOR COLLEGE:**

Helped lead Chipola Junior College to the Panhandle Conference Championship in 2011...named an NJCAA All-American as a member of Baseball America's Third Team in 2012...earned the Robert Purkey, Jr., Memorial Award as the Outstanding Pitcher in the state tournament...also named to the Panhandle All-Conference Second Team...amassed an 18-3 record at Chipola over two seasons and helped lead the Indians to a 2011 state title and a fifth place finish in the National Tournament.

**HIGH SCHOOL (WAKULLA HS):**

Played at Wakulla High School where he helped led the 2010 War Eagles to the Elite 8 of the Regional Tournament...marked the best finish at Wakulla High in 42 years.

**PERSONAL:**

Son of Tracy and Jan Forester...one brother, Chase and one sister, Whitney...full name is Robert Coles...majoring in Social Science...born on August 20, 1991.

# SEMINOLE NEWCOMERS



**23**  
**JJ GOULD**  
 INF, R-R, 6-0, 190, FR  
 Sarasota, Fla.  
 (Sarasota HS)

**HIGH SCHOOL:**

Played four years of baseball for Sarasota High School including two years as a varsity letterman...qualified for the Under-Armour All-American team in 2011...received the Ronald K. Drews Award...member of the National Honor Society.

**PERSONAL:**

Son of Jon and Brenda Gould...two siblings, Austin and Selby...full name is Jordan Gould...majoring in Business...born on August 22, 1993.



**25**  
**BRETT KNIEF**  
 OF, R-R, 6-0, 200, R-JR  
 Ramsey, N.J.  
 (Seminole State College)

**UNIVERSITY OF NORTH CAROLINA:**

Appeared in 25 games with six starts as a freshman in 2011...scored seven runs and drove in eight...finished the year with two stolen bases...appeared in 13 conference games with three starts as a designated hitter...batted .294 with four doubles and a .385 OBP against league foes.

**SEMINOLE STATE COLLEGE OF FLORIDA:**

Played centerfield at Seminole State College of Florida in 2012...finished the year batting .389 with 31 runs scored.

**HIGH SCHOOL (DON BOSCO PREP):**

Four-year varsity letter-winner at Don Bosco Prep in New Jersey for football and baseball...earned Louisville Slugger All-America honors as a senior...earned honors of Northeast All-Region first team, All-State, All-North Jersey, All-County, and All-League in 2009...named the Bergen Record Athlete of the Year in 2009...led the team to the nation's No. 1 ranking and a state title in 2008...also starred at quarterback, leading Don Bosco to two state titles and a top-10 national ranking...All-State selection and Bergen Record Player of the Year as a senior in football...made his ESPN debut in 2008 when he led Don Bosco to a win over California power De La Salle...Honor Roll student with a 3.5 grade point average...played club ball with the South Florida Bandits.

**PERSONAL:**

Son of Karl and Cathi Knief...three siblings, Kris, Lexi and Ashley...sister Lexi plays softball at Penn State...majoring in Law in Society...born on August 8, 1990.



**35**  
**HAYDEN JORDAN**  
 RHP, R-R, 6-2, 220, JR  
 Peachtree, Ga.  
 (Tallahassee CC)

**TALLAHASSEE COMMUNITY COLLEGE:**

Earned the "Fireman of the Year" award for the Panhandle Conference in 2012...finished the year with a 2-0 record and 1.99 ERA as he allowed opponents to hit .199 on the year...in 28 appearances, registered 40.0 innings of work with 40 strikeouts and six saves...was an honor roll student and made the Dean's List (2012) at TCC.

**HIGH SCHOOL (WHITEWATER HS):**

Played three years of football and four years of baseball at Whitewater High School in Peachtree City, Ga...was awarded the school's pitcher award in 2008...earned All-County honors in 2009 & 2010...named second team All-Region in 2009 & 2010, while picking up All-State Honorable Mention in 2010...was an honor roll student all four years...drafted in the 49th round by the Baltimore Orioles in the 2010 MLB Draft.

**PERSONAL:**

Son of Bruce and Julie Jordan...has a sister, Ashley...majoring in Economics...born on November 11, 1991.



# SEMINOLE NEWCOMERS



**32**  
**LADSON MONTGOMERY**

**C, L-R, 5-8, 185, JR**  
**St. John's, Fla.**  
**(Chipola Junior College)**

**UNIVERSITY OF ALABAMA:**

Appeared in nine games with four starts during his freshman campaign at Alabama... hit .188 with three hits – two of which went for doubles...scored four runs...finished the season perfect from the field in 36 chances.

**CHIPOLA JUNIOR COLLEGE:**

Played catcher for one season at Chipola Junior College...helped the Indians to a 2011 state title and a fifth place finish in the National Tournament...member of the Panhandle Conference Championship team...garnered second team All-Conference honors in 2012.

**HIGH SCHOOL (CREEKSIDE HS):**

Earned first team All-State (2009 & 2010) at Creekside High School...participated in the Junior Pan American Games and was a member of the U-16 U.S. National Team in 2008 and U-18 U.S. National Team in 2009...played on two gold medal-winning teams for Team USA Baseball in 2008 and 2009...earned St. John's County Player of the Year, Creekside High School Male Athlete of the Year and Creekside High School Offensive Player of the Year accolades all in 2009...capped the year by being named FCAC First-Team All-District V catcher.

**PERSONAL:**

Son of Ladson and Angie Montgomery...has three sisters, Amanda, Kelsie and Samantha...comes from an athletic family, all of his sisters are accomplished gymnasts and brother-in-law, Troy Garside, played football at Georgia Tech...goes by the nickname "Laddy"...majoring in Political Science...born March 2, 1992.



**12**  
**JOHN SANSONE**

**INF, R-R, 5-11, 200, FR**  
**New Castle, Pa.**  
**(Neshannock HS)**

**HIGH SCHOOL:**

A four-year baseball and basketball varsity letter-winner and a one-year letter-winner in football at Neshannock High School...hit 22 career home runs...batted .661 as a junior and .597 (40 for 57) with 40 RBI, 34 runs scored, 12 doubles, six triples and seven home runs in his final year...earned All-State Pittsburgh Player of the Year honors as a senior...WPIAL Class A Player of the Year as a junior...member of section 3-A and WPIAL Class A championship teams...recipient of County Athlete of the Year accolades his senior year...garnered ESPN Rise Magazine honors...scored 915 career basketball points and earned All-Section honors...played quarterback and scored 10 touchdowns as a member of the football team...drafted in the 39th round by the Detroit Tigers in the 2012 MLB draft.

**PERSONAL:**

Son of John and Mirella Sansone...has two twin sisters, Lina and Maria...goes by the nickname "Soni"... member of the 3.0 GPA Club at FSU (Fall 2012)...majoring in Sport Management...born on August 19, 1993.



**21**  
**DYLAN SILVA**

**LHP, L-L, 6-1, 215, FR**  
**Lake Worth, Fla.**  
**(American Heritage HS)**

**HIGH SCHOOL:**

An Under Armour Preseason All-American and All-State recipient as a senior at American Heritage High School...struck out 42 batters last season in 2012...was named to the 2012 5A-4A-3A-2A second team his senior year...was an honor roll student.

**PERSONAL:**

Son of Joseph Silva and Adriana Velez...has one sister, Danielle...majoring in Sport Management...born on December 27, 1993.

# SEMINOLE NEWCOMERS



**43**  
**CASEY SMIT**

INF, L-R, 5-9, 165, JR  
Tampa, Fla.  
(College of Central Florida)

**COLLEGE OF CENTRAL FLORIDA:**

Put together an impressive freshman season at the College of Central Florida in the spring of 2010 hitting .291 with 12 doubles in 46 games...played in 54 games in 2011 posting a .328 batting average with 27 RBI, 15 stolen bases and a .919 fielding percentage...represented the College of Central Florida in the FCCAA All-Star game where he notched a double and two singles...earned post season first team All-Mid-Florida Conference honors in 2011...was also named College of Central Florida's Baseball Player of the Year that same season.

**HIGH SCHOOL (ALONSO HS):**

Four-year baseball player at Alonzo High School...batted .444 with two home runs, nine doubles and 28 RBI in his final year...was named to the Hillsborough County's All-Western Conference American Division second team (2009)...participated in the Hillsborough County All-Star game (2009)...named class 4A Florida All-State Prep Baseball honorable mention (2009).

**PERSONAL:**

Son of Ed and Darlene Smit...majoring in Criminology...born on January 5, 1991.



**8**  
**DJ STEWART**

OF, L-R, 6-0, 230, FR  
Yulee, Fla.  
(The Bolles School)

**HIGH SCHOOL:**

A multi-sport athlete at The Bolles School in Jacksonville...played football and was a four-year baseball starter playing in the outfield...batted .424, drove in 29 runs and hit an area-best record nine home runs as a senior...collected a total of five combined state championships in his career at Bolles (three in football and two in baseball)...awarded the 2012 Player of the Year in Baseball for the North Florida region...also earned feats of All-First Coast and second team All-State in football his senior year...drafted in the 28th round of the 2012 MLB draft by the New York Yankees.

**PERSONAL:**

Son of Reginald and Dana Stewart...has one brother, Keegan...full name is Demetrius Jerome Stewart...mom played softball at Santa Fe College and dad was a 13th-round draft pick of the San Diego Padres in 1991...earned FSU Dean's List honors (Fall 2012)...majoring in Sport Management...born on November 30, 1993.



**5**  
**BILLY STRODE**

LHP, L-L, 6-1, 185, SO  
Parkland, Fla.  
(Indian River State College)

**INDIAN RIVER STATE COLLEGE:**

Went 6-4 on the mound with a 0.35 ERA in his first season at Indian River State College in 2012...worked 77.1 innings, allowing just three earned runs and six hits as he posted 71 strikeouts and 21 walks.

**HIGH SCHOOL: (AMERICAN HERITAGE HS):**

Earned first team All-State and first team All-County honors in 2009-11...chosen as the Connie Mack Pitcher of the Game during the 2011 Connie Mack World Series...posted an undefeated record on the mound as a senior in 2011 going 11-0.

**PERSONAL:**

Son of David and Jodi Strode...two sisters, Kristin and Lauren...full name is William Strode...member of the 3.0 GPA Club at FSU (Fall 2012)...majoring in Sport Management...born on August 10, 1992.



**16**  
**ALVIN SWOOPE**

INF, R-R, 5-8, 175, FR  
Port St. Lucie, Fla.  
(Treasure Coast HS)

**HIGH SCHOOL:**

A four-year varsity starter for Treasure Coast High School...earned first team All-Area in 2011 and 2012...recipient of the Treasure Coast Grizzly (Leadership) Award and Treasure Coast Offensive Award during the 2011-12 academic year...batted .339 with two home runs, 15 RBI, eight stolen bases and seven runs scored in his senior campaign...participated in the 2012 Mike Picano Senior All-Star Game...earned Perfect Game All-American honorable mention accolades in 2012...was a four-year honor roll student.

**PERSONAL:**

Son of Tanya Cruz...has one sister, Destyni Swoope, and one brother, Geno Ingram...goes by the nickname "Swoope"...Exploratory major...born May 11, 1994.



# SEMINOLE NEWCOMERS



**27**  
**RYAN VALDES**

OF, R-R, 5-11, 165  
Odessa, Fla.  
(Alonso HS)

**HIGH SCHOOL:**

Four-year varsity letterwinner in baseball at Alonso High School...earned All-America Honorable Mention in 2012...added All-County and All-Suncoast honors in 2011 and 2012...named an All-Western Conference honoree in 2012...honored as MVP of the Hillsborough vs. Pinellas All-Star game...named Alonso High School MVP his senior year...member of Future Farmers of America (FFA)...Honor Roll student and a Bright Futures scholarship recipient.

**PERSONAL:**

Son of Javier and Kim Valdes...has one brother, Trevor...majoring in Exercise Science...born on August 22, 1993.



**44**  
**JAMEIS WINSTON**

OF/RHP, S-R, 6-4, 220, FR  
Hueytown, Ala.  
(Hueytown HS)

**FOOTBALL – 2012:**

Redshirted his first season of football at Florida State under head coach Jimbo Fisher.


**HIGH SCHOOL:**

A two-way player as an outfielder and right handed pitcher at Hueytown High School...rated by Perfect Game as the nation's No. 22 prep baseball player for the class of 2012...2011 Perfect Game USA Preseason HS Underclassmen First Team All-American...2010 Perfect Game USA Preseason HS Underclassmen Honorable Mention All-American...hit .370 and was 7-2 on the mound as a junior in 2011...hit .424 with seven homers and 36 RBIs during the Golden Gophers Class 6A state semifinal run and finished 8-3 with two saves, a 1.92 earned run average, 92 strikeouts and six complete games...2012 MaxPreps and Louisville Slugger Preseason All-American...ranked as the top baseball player in Alabama by MaxPreps...a two-time all-state player in Alabama...one of three Alabama players ranked on Baseball America's early 2012 top-50 draft list (No. 47)...played for the East squad in the 2011 Perfect Game All-American Classic...drafted in the 15th round by the Texas Rangers in the 2012 MLB Draft.

**PERSONAL:**

Son of Antonor and Loretta Winston...Exploratory major...born on January 6, 1994.

# 2013 FLORIDA STATE SEMINOLES



**Front Row (L to R):** Colby Deen, Josh Delph, Ladson Montgomery, Ryan Valdes, Scott Sitz, Jose Brizuela, Giovanni Alfonzo, Billy Strode, Alvin Swoope, Dylan Silva, Remy Gantt. **Second Row (L to R):** Jared Weiss, Jeff Allicock, Cory Couture, Adam Ross, Chris Cates, Mike Bell, Mike Martin, Mike Martin, Jr., Dane Smith, Sean Monaghan, Tyler Rutledge, Nick Lovera. **Third Row (L to R):** Bradley Irwin, Lee Howard, Casey Smit, Patrick Chamberlain, John Sansone, Kenny Burkhead, JJ Gould, Hayden Jordan, Marcus Davis, John Nogowski, Mike Compton, Brett Knief, DJ Stewart, John Holland. **Back Row (L to R):** Robby Coles, Gage Smith, Luke Weaver, Seth Miller, Justin Gonzalez, Bryant Holtmann, Brandon Leibrandt, Jameis Winston, Evan Geist, Stephen McGee, Kyle Bird, Brandon Johnson, Peter Miller.



# SEMINOLE COACHING STAFF

## MIKE MARTIN


HEAD COACH

FLORIDA STATE '66

34TH SEASON AT FSU

FSU RECORD: 1,723-594-4 (.743)

CAREER RECORD: 1,723-594-4 (.743)



Entering his 34th season as the Seminoles' head coach, Mike Martin continues to redefine success by any standard of measure. With 1,723 career victories, a .743 winning percentage that ranks second among all active NCAA Division I coaches, 33 consecutive regional tournament appearances and 15 trips to the College World Series, Martin's place in college baseball history is secure.

Martin was inducted into the American Baseball Coaches Association Hall of Fame in 2007. Since then he has eclipsed the 1,500-, 1,600- and 1,700-win milestones, returned to the College World Series three times in the last five seasons and shown no sign of slowing down, while continuing to turn out All-Americans, Major League Draft choices and postseason participants.

Only two men, Texas' Augie Garrido and Wichita State's Gene Stephenson, have won more games than the man whose uniform number – 11 – is universally substituted for his name among players, fans, colleagues, and even family members. There's a reason Martin is treated like family among the Florida State faithful. He has been associated with the Seminoles for 41 of the program's 66 seasons - as a player, assistant coach and head coach.

There have been 3,598 baseball games played in FSU history and Martin has been involved in 2,705 of those in some capacity. Even more impressively, he's been on the field or in the dugout for 1,990 of the Seminoles' 2,623 all-time victories. In a sport where you're immortalized for batting .300, Martin has more than doubled that success rate – and then some – having had a hand in more than 75 percent of the program's victories in some capacity.

The 2012 season brought more of the same success as Martin led the Seminoles to the 50-win plateau for the 24th time in school history, while guiding FSU to its 15th College World Series appearance - both under his watch. In a season that started with many uncertainties most notably on the mound, those questions were quickly answered as Florida State ascended to the top of the rankings and stayed there for seven weeks. The Seminoles dominated play in the Atlantic Coast Conference finishing with a 24-6 record en route to a sixth straight Atlantic Division title. The 24 wins tied a league record for the most victories, a mark established by two other teams including Martin's 2008 squad. The Seminoles went undefeated during NCAA Regional and Super Regional play posting wins over UAB, Samford

and Stanford to earn a trip to Omaha, where they won two games to finish in the top four of the national polls for the first time since 2000. At the end of the year, the long-time coach was recognized as Baseball America's College Coach of the Year for the first time in his illustrious career.

With Martin at the helm since 1980, the Seminoles have won 16 conference championships with 11 from the Metro Conference and five in the ACC. Since moving to divisional play in 2006, Martin has led the Seminoles to at least a share of the ACC Atlantic Division title six years in a row from 2007-2012. Florida State's last ACC Championship came in 2010 when the 'Noles defeated NC State in Greensboro, N.C. FSU has played in the conference title game in three of the last four years.

Quite naturally, Martin's accomplishments have been recognized as he has claimed conference coach of the year honors 13 times; six times in the Metro Conference and seven times in the ACC with his latest coming in 2012. James Ramsey, Robert Benincasa, Jayce Boyd and Devon Travis, stars from the 2012 season, were recognized by earning All-America and All-ACC honors. In all, Martin's Seminoles have collected 84 All-America and 109 All-ACC honors. Furthermore, he has coached seven players – Mike Fuentes, Mike Loynd, J.D. Drew, Shane Robinson, Tony Thomas, Jr., Buster Posey and James Ramsey – who were named National Player of the Year. Four of those have been honored over the last eight seasons.

Over the past three decades, Martin hasn't only produced great players. He has developed a program that consistently turns out great teams. FSU baseball is the second-winningest program all-time, trailing only Texas, which has played 116 seasons. That's 51 seasons more than the Seminoles, who along with the Longhorns, are the only programs in college baseball history to have won 73 percent of their games.

Since the start of the 2000 season, Florida State has won more games (644) than any other program. Since 1990, no Division I school has more top 10 finishes, 50-plus win seasons or participated in more NCAA Regionals.

What Martin and the Seminoles have accomplished from 1990 to the present may rank as one of the great feats in college athletics. Beyond their staggering success in the regular season, the Seminoles have flourished in the postseason. From their 23 consecutive NCAA Regional appearances – 19 as the hosts – the Seminoles have finished their season at the College World Series 11 times. Since the NCAA instituted Super Regional play in 1999, FSU has reached the penultimate postseason round 12 times and played host at Dick Howser Stadium on nine occasions.

The Road to Omaha in 2010 was anything but a smoothly paved super-highway, even though the Seminoles sailed through their first 12 games without a blemish, including a three-game home sweep of Georgia and single wins over Florida, Jacksonville and UNF. FSU promptly dropped its first two ACC games – at home – against top-ranked Virginia, avoiding a sweep with a Sunday triumph.





# SEMINOLE COACHING STAFF

It would be that kind of season in the ACC, which proved to be the most competitive conference in the nation, with eight of 12 teams registering at least 38 victories and advancing to the NCAA Regionals – a new league standard. At 18-9 in ACC play, the Seminoles controlled their own destiny in their bid for a fourth consecutive, outright ACC Atlantic Division title as they headed to Clemson. The Tigers promptly swept the Seminoles, who still managed to secure the Atlantic top spot by virtue of a tie-breaker.

The Seminoles suffered their fourth consecutive loss – their longest losing streak of the season – to Miami in the opening game of the ACC Tournament, before turning things around. An 11-4 win over top-seeded Virginia served as the springboard to another remarkable postseason run. The Seminoles routed Boston College, and then turned back NC State 8-3 in the championship game at NewBridge Bank Park in Greensboro, N.C. for their fifth ACC title.

Continuing its momentum in Connecticut, FSU pushed its winning streak to six, sweeping the NCAA Norwich Regional. Consecutive two-run wins over Oregon put the 'Noles back in a Super Regional, this time at home against Vanderbilt. McGee's walk-off homer in the opening game kept the ball rolling. Undeterred by a 6-2 loss in the second game, the 'Noles used a three-run, eighth inning double by Sherman Johnson and McGee's 12th save of the season to score a 7-6 victory and earn the program's 20th College World Series trip.

The 2008 Seminoles snapped a seven-year drought between CWS appearances – the longest in Martin's tenure – by rolling up a 54-14 record, which included an ACC-record 24-6 league mark. Led by consensus All-American and National Player of the Year Buster Posey, the Seminoles slugged their way back into the national spotlight. With five All-ACC players in the fold, FSU produced a nation-leading and ACC-record .355 batting average to go along with 103 home runs. Along the way the group delivered Martin his 1,500th career victory, fittingly in a 17-8 rout of Georgia Tech.

It was a long time coming for a program which dominated the decade. From 2000-2009, the Seminoles won 500 games, two ACC Tournament titles, authored a rare 60-win season (2002), turned out National Play-

ers of the Year (Shane Robinson, Tony Thomas, Jr. and Buster Posey) and four first-round draft picks. No one suspected that the 2000 team – Martin's 19th to reach the 50-win landmark in 22 seasons – would be the only team to find its way to Rosenblatt Stadium over an eight year span. After all, the Seminoles had become regular June visitors and seemed poised to break through for its first CWS title after consecutive strong showings in 1999 (second) and 2000 (tied for third).

From 1990-1999, Florida State made seven CWS appearances, including a program-best stretch of three consecutive (1994-96). The '99 Seminoles provided the caper. They came through the ACC schedule with a 22-2 mark – the best winning percentage in league history – which helped Martin land coach of the year honors. Marshall McDougall, who left the nation buzzing about FSU baseball when he slammed an NCAA record six home runs in a single game at Maryland earlier in the season, helped the 'Noles roll through the Regional and Super Regional rounds at home. In Omaha, FSU rallied from a second-round loss to reach the title game by beating Stanford 14-11 in 13 innings. The dream season ended with a heart-breaking, 6-5 loss to Miami with a title on the line.

Beyond the 527 wins in the 10-year stretch, there were plenty of memories. Martin, who would post his 1,000th career victory in '98 against Jacksonville, had a chance to coach his son – catcher Mike Martin, Jr. – for three seasons. He also filled out lineup cards with names like Paul Wilson, Doug Mientkiewicz, Jonathan Johnson and Eduardo Perez. The Seminoles also joined the ACC in 1992, posting the league's best record three times, while winning two tournament titles during the decade.

In short, Martin's Seminoles of the 1990s raised the standard of excellence established under his direction throughout the 1980s. The Seminoles won nine Metro Conference Tournament titles and made three College World Series appearances between 1980 and 1989, thanks to the likes of Mike Fuentes, Jeff Ledbetter, Luis Alicea, Mike Loynd, Paul Sorrento and Richie Lewis.

Winning, however, does not define Martin's brilliant career. The 2001 team got a first-hand reminder of that prior to a series at Stanford. Leaving the San Francisco airport, Martin and then-assistant Chip Baker gained

## MARTIN'S CAREER COACHING RECORD

YEAR	SCHOOL	W- L-T	PCT
1980	Florida State	51-12-0	.809
1981	Florida State	56-23-0	.709
1982	Florida State	56-17-1	.764
1983	Florida State	55-18-1	.750
1984	Florida State	55-29-0	.655
1985	Florida State	59-23-0	.720
1986	Florida State	61-13-0	.824
1987	Florida State	55-18-0	.753
1988	Florida State	50-18-1	.732
1989	Florida State	54-18-0	.750
1990	Florida State	57-15-0	.792
1991	Florida State	57-14-0	.789
1992	Florida State	49-21-0	.700
1993	Florida State	46-19-0	.708
1994	Florida State	53-22-0	.706
1995	Florida State	53-16-0	.768
1996	Florida State	52-17-0	.754
1997	Florida State	50-17-0	.746
1998	Florida State	53-20-0	.726
1999	Florida State	57-14-0	.800
2000	Florida State	53-19-0	.736
2001	Florida State	47-19-0	.712
2002	Florida State	60-14-0	.811
2003	Florida State	54-13-1	.801
2004	Florida State	45-23-0	.662
2005	Florida State	53-20-0	.726
2006	Florida State	44-21-0	.676
2007	Florida State	45-13-0	.776
2008	Florida State	54-14-0	.794
2009	Florida State	45-18-0	.714
2010	Florida State	48-20-0	.706
2011	Florida State	46-19-0	.708
2012	Florida State	50-17-0	.746
<b>TOTALS</b>	<b>(33 years)</b>	<b>1,723-594-4</b>	<b>.743</b>
<b>ACC Record</b>	<b>(21 years)</b>	<b>385-155-0</b>	<b>.713</b>
<b>NCAA Tourn.</b>	<b>(33 years)</b>	<b>132-75-0</b>	<b>.638</b>

## MARTIN QUICK FACTS

- 1723-594-4 career record (33 seasons)
- Inducted into the American Baseball Coaches Association Hall of Fame January 5, 2007
- Inducted into the Florida Sports Hall of Fame in 2005
- All 24 of Florida State's 50-win seasons have come under Mike Martin
- Second highest career winning percentage among active NCAA Division I collegiate coaches
- Third-most wins all-time in NCAA Division I baseball history
- 33 consecutive NCAA Regional appearances
- 15 trips to the College World Series in 33 years including 11 trips to Omaha in the last 22 seasons
- 16 conference championships five of which are ACC Championships (1995, 1997, 2002, 2004, 2010)
- Six consecutive ACC Atlantic Division Championships (2007-2012) including setting the school record for the most conference wins in a season with a 24-6 mark in 2008 & 2012.
- Produced 16 first round draft picks with 14 coming since 1990
- Coached 84 All-Americans, 109 All-ACC selections and a record four Golden Spikes winners
- Seven-time ACC Coach of the Year - 1996, 1998, 1999, 2001, 2007, 2009, 2012
- Six-time Metro Conference Coach of the Year
- Garnered Baseball America College Coach of the Year honors for the first time in his career in 2012
- FSU has finished a season ranked in the top 15 nationally 28 times in Martin's 33 years as FSU head coach
- Named to FSU's list of 100 distinguished graduates in celebration of the FSU Alumni Association centennial

control of the team's charter bus after the driver suffered a fatal heart attack, safely guiding the bus to the side of a busy freeway. Martin and Baker were presented with the university's prestigious Westcott Award for their bravery in saving the lives of players and staff.

Throughout his career, Martin has stressed the importance of developing true student-athletes. The Seminoles must first win and lose with class; a direct reflection on the man who leads the program. In six seasons of presenting the ACC Sportsmanship Award, Martin's Seminoles won the award twice. Academically, Florida State has been a fixture among the top teams in the ACC for overall GPA. Led by two-time ACC Baseball Scholar-Athlete of the Year James Ramsey, the Seminoles placed a league-best and school record nine student-athletes on the 2012 All-ACC Academic Team; the fourth time in the last seven years that they have led the conference. In all, FSU baseball student-athletes have been selected to the academic team of distinction 40 times since its 2006 inception. Three times the ACC Scholar-Athlete of the Year has been awarded to a Seminole with Buster Posey winning the award in its



# SEMINOLE COACHING STAFF

inaugural season in 2008. Ramsey then became the first baseball player to win the award on multiple occasions securing the award in 2011 & 2012. Ramsey finished his senior campaign as the 2012 Capital One Baseball Academic All-America of the Year and was named a first team Academic All-American for the second straight year joining Greg Gromek as the only Seminoles to be named a two-time first team Academic All-America® in program history. Adding to the academic accolades in 2008, Posey was named the CoSIDA Academic Player of the Year – the first of its kind for the FSU Baseball program.

There's no question that the Seminoles' outstanding character in the most difficult of times stems directly from their head coach. When Martin transferred to FSU from Wingate Junior College in 1965 to play centerfield for the Seminoles, it marked the beginning of a love affair that has never ended. His love for the game of baseball is matched only by the success he has had teaching it to aspiring players.

From the new facilities to the coaching staff to the unmatched community support, Martin has improved an already strong Seminole baseball tradition with every season. Just when it seems that the program can reach no higher plane, something bigger and better comes along. When Martin took over in 1980, it was taboo to mention "Omaha" around the ball club. No one wanted to jinx an FSU team that had made it to the College World Series only three times in the previous 16 seasons. After taking the Seminoles to that hallowed ground in his very first season, Martin would eventually make Omaha not only a household word, but a second home to the Seminoles, leading the program there 15 times.

Martin began his career by whipping off 12 consecutive 50-win seasons. Interrupted by 49- and 46-win campaigns in 1992 and 1993, he followed with another streak of 50 plus wins in seven straight seasons from 1994 to 2000.

He began coaching junior high baseball and basketball, before taking over as the head basketball coach at Tallahassee Community College. Martin spent three seasons coaching basketball at nearby Godby High School before Woody Woodward was hired as FSU's baseball coach in 1975. Martin joined the Seminoles' staff and

**NCAA WINNINGEST ACTIVE  
DIVISION I COACHES BY PERCENTAGE**  
(Minimum five years as a Division I head coach; includes record at four-year colleges only.)

	COACH, TEAM	YRS.	WON	LOST	TIED	PCT.
1.	Mike Fox, North Carolina	29	1,174	403	5	.744
2.	<b>Mike Martin, Florida St.</b>	<b>33</b>	<b>1,723</b>	<b>594</b>	<b>4</b>	<b>.743</b>
3.	Gene Stephenson, Wichita St.	35	1,798	647	3	.735
4.	Brian O'Connor, Virginia	9	411	149	2	.733
5.	Wayne Graham, Rice	21	953	380	0	.715
6.	Jim Morris, Miami (FL)	31	1,354	588	4	.697
7.	Brad Hill, Kansas St.	18	711	315	3	.692
8.	Kevin O'Sullivan, Florida	5	223	102	0	.686
9.	Augie Garrido, Texas	44	1,847	847	9	.685
10.	Darin Hendrickson, Saint Louis	13	492	227	0	.684

**NCAA WINNINGEST ACTIVE  
DIVISION I COACHES BY VICTORIES**  
(Minimum five years as a Division I head coach; includes record at four-year colleges only.)

	COACH, TEAM	YRS.	WON	LOST	TIED	PCT.
1.	Augie Garrido, Texas	44	1,847	847	9	.685
2.	Gene Stephenson, Wichita St.	35	1,798	647	3	.735
3.	<b>Mike Martin, Florida St.</b>	<b>33</b>	<b>1,723</b>	<b>594</b>	<b>4</b>	<b>.743</b>
4.	Mark Marquess, Stanford	36	1,463	759	7	.658
5.	Jim Morris, Miami (FL)	31	1,354	588	4	.697
6.	Jim Gilligan, Lamar	36	1,227	800	7	.605
7.	Jack Leggett, Clemson	33	1,224	694	1	.638
8.	Pete Dunn, Stetson	33	1,202	761	3	.612
9.	Mike Fox, North Carolina	29	1,174	403	5	.744
10.	Paul Mainieri, LSU	30	1,122	614	6	.646

served as Woodward's top assistant for four years, then added one more under Howser.

In 1980, Martin's dream came true and remains a thrill to this day. The winner of more games than the first seven FSU coaches combined, he has been an NCAA Tournament participant for 35 consecutive years, counting his last two seasons as an assistant. Martin has pulled on the FSU uniform in Omaha for 17 of the program's 21 trips as either a player, assistant or head coach.

Over the course of his career he's shared that wisdom with 174 players who have been selected in the Major League Draft, eight National Players of the Year

and four Golden Spikes Award winners.

Martin's passion for the game and working with young people makes him a popular public speaker throughout the Southeast. His involvement through the years with the Fellowship of Christian Athletes provides another avenue for reaching out to others.

In 2004, Martin was honored by the two schools he attended as an undergraduate. Wingate University, where he spent two years before transferring to FSU, bestowed upon him the honor of Distinguished Alumnus. He was also presented the Bernard F. Slinger Award for Service, named after Florida State's 11th president, which is the highest honor accorded by the Alumni Association.

A 1966 graduate of Florida State, Martin earned his master's degree in 1971. He and wife Carol have three children, Mary Beth, Melanie and Mike, Jr., who is in his 16th season as an assistant coach to his father, and four grandchildren. Mary Beth and husband Tom Buchanan are the parents of Martin's first grandchild Hannah Elizabeth (14) and Lexi, who joined the family in January in 2012. Mike, Jr. and his wife Litzie are the parents of Martin's second and third grandchildren Tyler (11) and T.J. (9).





# SEMINOLE COACHING STAFF

## MIKE MARTIN VS. ALL OPPONENTS



### ALL ABOUT MIKE MARTIN

**BORN:** February 12, 1944 in Charlotte, NC  
**HIGH SCHOOL:** Garinger High School, Charlotte, NC

**ALMA MATER, YEAR:** Florida State, 1966  
**COLLEGIATE BASEBALL EXPERIENCE:**  
 1965-66, Florida State — Center Field  
 1963-64, Wingate Junior College — Center Field

**HONORS:** 1966 All-District Selection • 1963-64 Junior College All-American

**WIFE:** The former Carol Dellinger  
**CHILDREN:** Mary Beth, Mike Jr., Melanie  
**GRANDCHILDREN:** Hannah Elizabeth (14), Tyler (11), Thomas Joseph (9) and Lexi (1)

#### HEAD COACHING HONORS:

1980 Florida Diamond Club Coach of the Year • 1986 Florida Diamond Club Coach of the Year • 1986 Atlantic District Coach of the Year • 1987 Florida Diamond Club Coach of the Year • 1987 Atlantic District Coach of the Year • Six-Time Metro Conference Coach of the Year • 1996 ACC Coach of the Year • 1998 ACC Coach of the Year • 1999 ACC Coach of the Year • 2000 ABCA Atlantic Region Coach of the Year • 2001 ACC Coach of the Year • 2004 Bernard F. Slinger Award for Service • 2004 Distinguished Alumnus at Wingate University • 2005 Florida Sports Hall of Fame inductee • 2005 Mike Martin Field at Dick Howser Stadium dedicated • 2007 Inductee into the American Baseball Coaches Hall of Fame • 2007 ACC Coach of the Year • 2009 ACC Coach of the Year • 2012 ACC Coach of the Year • 2012 Baseball America Coach of the Year • 2012 ABCA Atlantic Region Coach of the Year

#### ACCOMPLISHMENTS AT FLORIDA STATE:

Second among active NCAA Division I baseball coaches for winning percentage • Led Florida State to an unprecedented 12 consecutive 50-plus win seasons from 1980-91 • Led Florida State to 33 consecutive NCAA Regional appearances, extending FSU's streak of regional bids to 35, the second-longest string in Division I • His Seminole teams have made 15 trips to the College World Series since 1980 (1980, '86, '87, '89, '91, '92, '94, '95, '96, '98, '99, '00, '08, '10, '12) • Reached 700-win milestone faster than any coach in collegiate baseball history • Has coached 84 All-Americans, while 109 players have garnered first and second team All-ACC recognition • Produced 16 first round draft picks, four Golden Spikes Award winners and two recipients of the Dick Howser Trophy

#### MARTIN MILESTONES:

FIRST WIN — Florida State 9, Miami 8 (Feb. 24, 1980) • 100th WIN — Florida State 5, Valdosta State 3 (April 27, 1981) • 200th WIN — Florida State 8, Georgia Southern 1 (April 20, 1983) • 300th WIN — Florida State 17, Southern Miss 6 (March 23, 1985) • 400th WIN — Florida State 8, Samford 7 (February 18, 1987) • 500th WIN — Florida State 8, Arizona State 3 (February 5, 1989) • 600th WIN — Florida State 4, Cincinnati 1 (May 13, 1990) • 700th WIN — Florida State 3, Miami 2 (April 26, 1992) • 800th WIN — Florida State 15, Furman 0 (April 24, 1994) • 900th WIN — Florida State 4, Jacksonville 1 (April 10, 1996) • 1,000th WIN — Florida State 4, Jacksonville 3 (April 8, 1998) • 1,100th WIN — Florida State 17, Duke 0 (March 10, 2000) • 1,200th WIN — Florida State 4, Appalachian State 2 (March 13, 2002) • 1,300th WIN — Florida State 4, Oral Roberts 3 (February 22, 2004) • Mike Martin Field dedication — Florida State 3, Clemson 1 (April 2, 2005) • 1,400th WIN — Florida State 12, Minnesota 4 (February 25, 2006) • Moves into seventh place for all-time wins — Florida State 4, Wake Forest 3 (20 Inn) (May 6, 2006) • Moves into fifth place for all-time wins — Florida State 14, Florida 6 (Feb. 20, 2007) • 1,500th WIN — Florida State 17, Georgia Tech 8 (March 16, 2008) • 1,600th WIN — Florida State 9, Virginia Tech 6 (April 4, 2010) • 1,700th WIN — Florida State 8, Georgia Tech 4 (April 8, 2012)

Akron	4-0	Mercer-Atlanta	6-0
Alabama	5-0	Miami	89-95-3
UAB	2-0	Michigan	6-0
Appalachian State	16-0	Michigan State	6-0
Arizona	4-7	Minnesota	17-1
Arizona State	23-10	Mississippi	1-0
Arkansas	0-5	Mississippi State	2-4
Armstrong State	2-0	Missouri Rolla	2-0
Army	1-0	Monmouth	1-0
Auburn	33-7	Morehead State	1-0
Austin Peay	3-0	Nebraska	1-0
Ball State	19-2	New Orleans	3-3
Baptist	7-0	North Carolina	49-23
Bethune-Cookman	5-0	NC State	57-21
Boston College	18-4	North Florida	8-2
Brigham Young	1-0	North Georgia	1-0
Brooklyn College	1-0	Northeastern Illinois	1-0
Brown	3-0	Northern Iowa	7-0
Bucknell	1-1	Northern Kentucky	1-0
Butler	1-0	Notre Dame	2-4
California	1-0	Ohio State	3-0
UCLA	1-0	Oklahoma	2-1
Cal State Fullerton	7-10	Oklahoma State	1-0
Cal State Northridge	1-0	Old Dominion	2-0
Campbellsville	1-0	Oregon	2-0
Central Connecticut State	1-0	Otterbein	5-0
UCF	23-5	Pittsburgh	16-0
Central Michigan	2-0	Providence	1-0
Charleston Southern	18-0	Purdue	0-1
Cincinnati	16-2	Rhode Island	3-0
Citadel, The	9-1	Rice	2-1
Clemson	47-44-1	Richmond	19-0
Cleveland State	3-0	Rider College	1-0
Coastal Carolina	11-0	Ripon	2-0
College of Charleston	9-1	Rutgers	1-0
Dayton	1-0	St. Bonaventure	1-0
Delaware	1-0	Saint Joseph's	9-0
Duke	55-10	St. Leo	1-1
Duquesne	3-0	Saint Louis	1-0
East Carolina	0-1	St. Xavier	1-0
Eastern Illinois	1-0	Samford	19-2
Eastern Michigan	0-1	Savannah State	6-1
Evansville	3-0	Siena	9-0
Flagler	4-1	South Alabama	15-10
Florida	69-56	South Carolina	18-8
Florida A&M	1-0	SE Missouri State	3-0
Florida Atlantic	8-1	Southern	2-0
Florida Gulf Coast	4-1	Southern California	1-3
Florida International	11-5	Southern Mississippi	35-13
Fresno State	0-1	USF	42-15
Furman	2-0	SW Louisiana	4-0
George Mason	1-0	Stanford	11-9
Georgia	11-10	Stetson	13-4
Georgia Southern	15-3	Stony Brook	1-0
Georgia State	23-1	Tampa	2-0
Georgia Tech	47-33	TCU	0-2
Grambling	17-1	Tennessee	3-1
Hawaii	8-8	Tennessee Tech	1-0
Hawaii-Hilo	10-1	Texas	1-3
Hawaii-Pacific	2-1	Texas A&M	3-3
High Point	2-0	Troy State	7-1
Hofstra	16-0	Tulane	23-11
Illinois	1-0	UC Santa-Barbara	1-0
Indiana	3-0	UNC Asheville	21-1
Indiana State	1-0	UNC Charlotte	2-0
Iowa	1-0	UNC Greensboro	4-0
Jackson State	1-0	UNLV	0-3
Jacksonville	77-21	Valdosta State	8-0
Kent	1-0	Valparaiso	1-0
Lafayette	1-0	Vanderbilt	2-1
Lamar	1-0	Virginia	47-20
LeMoyne	2-1	VMI	17-0
Lenoir Rhyne	1-0	Virginia Tech	38-8
Liberty	2-0	Wake Forest	60-15
Long Beach State	0-2	Washington State	2-0
Long Island	2-0	Western Carolina	4-1
Louisville	12-0	Western Kentucky	11-1
LSU	8-3	West Florida	5-0
Maine	9-0	West Virginia	1-0
Marist	2-0	Wichita State	4-5
Marshall	5-0	Wingate	5-0
Maryland	60-5	Winthrop	4-1
Memphis State	37-13	Wright State	1-1
Mercer	43-3		



# SEMINOLE COACHING STAFF



## MIKE BELL

ASSOCIATE HEAD COACH

FLORIDA STATE '96

2ND SEASON AT FSU

Mike Martin didn't have to sell Florida State's rich baseball history in his search for a top-flight pitching coach with Division I experience in the summer of 2011.

Mike Bell was a part of that history and now he's back in Tallahassee where he enters his second season as an associate head coach with his primary duties overseeing the Seminole pitching staff and assisting in the recruiting process.

The former Seminole did not disappoint in his first season as a member of the Florida State coaching staff guiding the Garnet & Gold to a berth in the College World Series and a top four finish. Under Bell, the Seminole pitching staff posted a team ERA of 3.47 good for fourth best in the ACC and 52nd nationally. It marked the lowest ERA recorded by a Seminole squad since 2003 when the team finished with a sub-three (2.96) earned run average.

From the start of the 2012 season, Bell relied on some new faces to solidify the weekend rotation with a pair of freshmen in Brandon Leibrandt and Mike Compton and sophomore Peter Miller filling those roles. It marked just the third time since 1980 that Florida State opened a weekend series with a rotation consisting only of sophomores and freshmen. Leibrandt became the first freshman to start an opening day game in Florida State history while holding down the spot as the Friday night starter all season long. Compton stood as the lone pitcher in the ACC to reach double-

digit wins while finishing tied for second nationally in that same category. Both pitchers would go on to earn Freshmen All-America honors.

In all, seven Seminole pitchers finished the 2012 season with an ERA below 3.50 including NCBWA Stopper of the Year finalist and Dick Howser Trophy semifinalist Robert Benincasa. The junior right hander had a career year going 4-2 with 16 saves and a 1.32 ERA in 32 appearances. His 16 saves were the second most in a single-season in Florida State history and tied for the sixth most in the career annals. Benincasa was recognized as a first team All-American by Baseball America, NCBWA and Perfect Game and was a seventh round draft pick by the Washington Nationals. Hunter Scant-

### BELL BY THE NUMBERS

Roger Clemens Award winners	1
500 plus strikeout seasons	2
Program strikeout records	2
(Tennessee, 2005 - 568; Oklahoma, 2010 - 583)	
Top 15 recruiting classes	2
First round draft picks	3
All-Americans	4
CWS appearances (player & coach)	5
Total drafted pitchers	24
Pitching staff strikeout avg. per year since 2005	482

ling joined Benincasa in the 2012 MLB Draft selected in the 14th round by the Detroit Tigers. After a successful first season back at his alma mater, Bell was named the top assistant coach of 2012 by Perfect Game USA.

Before returning to Florida State, Bell's resume spoke for itself. In his first seven seasons at the Division I level, including the last four as the Oklahoma pitching coach, the Sarasota, Fla. native helped recruit and develop 22 pitchers who were selected in the Major League Baseball draft. That includes three first-round selections - including 2006 No. 1 overall pick Luke Hochevar - during his three seasons at Tennessee, where he helped the Volunteers reach the 2005 College World Series.

In four seasons at Oklahoma, Bell's pitching staffs established a number of new standards. His 2011 group posted a 3.00 ERA, which is the Sooners' lowest since 1978. Four of his hurlers earned All-Big 12 honors, including second-team All-American Michael Rocha. The Sooners posted a 41-17 final record and were ranked No. 15 in the USA Today/ESPN Coaches poll. In 2010, his pitching staff was instrumental in leading OU back to the College World Series for the first time since 1995.

The 2010 Sooners registered a program-record 583 strikeouts and produced three drafted pitchers. His 2009 staff included first-round pick Garrett Richards and Ryan Duke. Duke was named All-American; OU's first since 2000.

When Bell arrived at Oklahoma as coach Sunny Golloway's assistant he had a blank slate to fill, but set out building a staff based on the same principles he continues to apply at Florida State.

Bell said it is important to identify and sign starters, relievers and closers when building a staff. And it certainly doesn't hurt that Bell has enjoyed successful stints with programs in both the SEC and Big 12 - two of the nation's top baseball conferences - as well as a productive first year as a coach in the ACC.

Beyond his Division I experience, he spent two seasons as the pitching coach and recruiting coordinator at perennial Division II national power Florida Southern, where the Mocs twice finished in the top 20 nationally in ERA. He launched his coaching career in 2002 at Brandon High, where he led the team to a district title and a regional runner-up finish as the head coach, earning Hillsborough County Coach of the Year honors.

A left-handed pitcher and first baseman for the Seminoles, Bell helped Martin's teams reach the 1994 and 1995 CWS in his only two seasons. He was a two-year teammate of FSU assistant coach Mike Martin, Jr., who handled the catching duties for those squads. Bell posted a two-year record of 14-4 with a 3.00 ERA and was twice named to the ACC Academic Honor Roll.

Selected in the 20th round of the 1995 draft by the Montreal Expos, Bell spent six years in the minors, including the final three with the Baltimore Orioles' organization where he reached the Double-A level.

Prior to enrolling at FSU, where he earned his degree in 1996, Bell spent two seasons pitching at Pasco-Hernando Community College, where he was a two-time All-Suncoast Conference selection.

Bell is married to the former Alicia Favarato, a Florida State graduate, and the couple has two children, daughter Alexis (7) and son, Kyler (5).







# SEMINOLE COACHING STAFF



## MIKE MARTIN, JR

ASSISTANT COACH

FLORIDA STATE '95

16TH SEASON AT FSU

Entering his 16th season as an assistant coach, Mike Martin, Jr. is widely recognized as one of the bright coaches in the college game. A former All-American catcher with the Seminoles, he coaches third base, works with the hitters and handles the Florida State catchers. At the start of the 2011-12 season, Martin, Jr. assumed the role of recruiting coordinator after assisting in the process the first 14 seasons in Tallahassee.

Under his 15-year guidance, the Seminoles have batted .312, slugged .491 and averaged 8.12 runs per game. Florida State has played in six College World Series, 12 Super Regionals, 15 consecutive NCAA Tournaments and won 74 percent of its games with Martin, Jr. on staff. As the academic liaison, the Seminoles captured the Golden Torch Award in 2007 and 2008, posting the highest GPA among all men's teams at Florida State. Two players have been named Capital One Academic All-America of the Year, while FSU has placed 40 student-athletes on the All-ACC Academic Team since the awards inception in 2006 including a school-record nine in 2012.

Martin has coached 10 Major Leaguers, 11 Freshman All-Americans, 18 first team All-Americans and 30 student-athletes who have earned first, second or third team All-American accolades. In all, 52 Seminoles have earned All-ACC honors and 47 hitters have been selected in the Major League Baseball draft during that stretch. Four Seminoles have captured National Player of the Year honors.

Serving as FSU's hitting coach over the last 15 years, the Seminoles have batted .300 or better 11 times. Six of the top 11 hitting teams in FSU history have come under Martin's watch. In 2009, he was named ACC Assistant Coach of the Year by SEBaseball.com

The Seminoles' offensive success is rooted in Martin's philosophy, which emphasizes discipline at the plate and using the entire field as a hitting area. He has also



instituted the use of wood bats in practice.

The 2007 and 2008 Seminoles established new school records for highest team batting average. In 2007, the Seminoles hit .350 in 62 games, shattering the previous record of .337 set in 63 games back in 1980. It also broke the ACC record of .347, set by Georgia Tech in 2001. The new standards stood for just one season as the 2008 Seminoles hit .355 over 68 games, leading the nation, as the Seminoles advanced to the College World Series.

The 2008 team was prolific offensively on every front. FSU's 869 hits ranks second in school history and its 12.8 hits per game established a new program standard. The Seminoles' 103 home runs were the most since belting 111 in 1999, while the .565 slugging percentage ranks second in school history. The 'Noles also scored 663 runs, recorded 603 RBI and notched 45 sacrifice flies, all of which rank among the top three seasons in program history. Much of the success can be attributed to demonstrating patience at the plate, where the Seminoles drew a nation-leading 435 walks and were the only team in the country with fewer strikeouts than walks. Overall, the 2008 team led the nation in hits, runs and walks and ranked among the top five in doubles (2nd), sacrifice flies (2nd), scoring (3rd), slugging percentage (3rd) and home runs (5th).

In 2009, the Seminoles topped the .320 hitting mark for a third consecutive season and finished second in the ACC with a .321 average. FSU led the league in on-base percentage, runs, RBI, doubles, total bases, walks and sacrifice flies. The Seminoles ranked among the top 10 teams in seven offensive categories, leading NCAA Division I programs with 46 sacrifice flies while ranking second in walks and doubles. Martin, Jr. was recognized by SEBaseball.com as the ACC Assistant Coach of the Year at seasons end.

The 2010 Seminoles remained incredibly productive offensively, thanks in large part to their plate discipline and sense of timing. While the 'Noles batted .300, they led the nation in base on balls (402), ranked third in sacrifice flies (44) and consequently, finished 14th in runs scored (543). They also finished 22nd in doubles (147) and 23rd in home runs (86). With the propensity to put together big innings and a never-quit attitude which produced four walk-off victories, FSU won an ACC championship and advanced to the College World Series for the second time in three years, authoring a 48-20 final record.

In light of the 2011 bat restrictions, which had a dramatic effect on offensive numbers across the nation, Florida State was still able to rank among the best in the country finishing the year with a .293 team batting average. The Seminoles led the nation in base on balls (381) for the third time in four seasons and in doubles (152). FSU also ranked in the top 10 in runs scored (4th), home runs (8th) and scoring (10th).

The 2012 season was no different in terms of Florida State getting on base and manufacturing runs. For the

third consecutive year, the Seminoles led the nation in base on balls drawing 386 in 67 games good for a per game average of 5.76. FSU also ranked in the top 10 in doubles (5th), runs scored (7th), sac-flies (8th) and hit-by-pitches (9th). In fact, the 96 hit-by-pitches fell just one short of tying the school record set in 2001. As a team, FSU hit .281 en route to a sixth straight ACC Atlantic Division Championship and a berth in the College World Series for the third time in the last five seasons.

In need of a catcher heading into the 2007 season, the coaching staff turned to Freshman All-American shortstop Buster Posey. With Martin serving as his mentor, the athletically gifted Posey blossomed into a two-time All-American. A Johnny Bench Award finalist in 2007, he won the award presented to the nation's top catcher as a junior in 2008. Under Martin's tutelage, the Leesburg, Ga., native was awarded the 2008 Rawlings Gold Glove Award for his outstanding defensive play from behind the plate. Posey posted a .989 career fielding percentage as a catcher, registered 12 pickoffs and held opposing runners at bay throwing out 40.8 percent of attempted base stealers.

In his final season, Posey, who set a single-season record by batting .463 in 2008, was the national leader in six offensive categories and just the fourth player in Atlantic Coast Conference history to win the Triple Crown.

In 2005, Robinson put together a school-record 40-game hitting streak and raised his average 147 points to a team-leading .427. He became the only FSU player to record more than 100 hits and 40 stolen bases in one season. Two years later, Tony Thomas, Jr. hit a career-high .430 – a 165-point improvement – while leading the nation in doubles per game (0.53). He became the first Nole to record 30 doubles, 100 hits and 30 stolen bases in a single-season. With Martin, Jr. conducting the offense, four players have gone on to garner National Player of the Year accolades including Robinson, Thomas, Posey and most recently James Ramsey in 2012.

Martin first distinguished himself as the Seminoles' starting catcher from 1993-95, earning NCAA All-Tournament honors in each of his three seasons. He was the Most Valuable Player of the NCAA Atlantic II Regional in 1994, leading the Seminoles to the College World Series and earning second team NCBWA All-America honors. He was selected to the 1995 NCAA Atlantic I Regional All-Tournament Team as the Seminoles returned to Omaha for the second straight year. In 1993, Martin was a member of Team USA. He was drafted out of college by San Diego in the ninth round in 1995.

He began his collegiate career in 1992 at Manatee Community College, where he earned All-Conference honors. The Tallahassee native graduated from Maclay High School, where he captained the 1991 state championship team as a senior and had his No. 10 jersey retired. He was drafted as a shortstop out of high school by Seattle in the 31st round.

Martin Jr. married the former Litzie Andrade on November 27, 1999. They have two sons, Tyler (11) and T.J. (9), who are fixtures in the Seminole dugout.

### MARTIN, JR. BY THE NUMBERS

Team's batting average since 1998	.312
Team's slugging pct since 1998	.491
Team's on base percentage since 1998	.417
Average home runs per game	1.13
Average runs per game	8.13
All-Americans (first, second, third team)	30
Hitters drafted	47
All-ACC Selections	52
Top 30 Nat'l Scoring Offenses since 1998	10

# SEMINOLE COACHING STAFF



## CHIP BAKER

DIRECTOR OF BASEBALL OPS

HIGH POINT '80

29TH SEASON AT FSU

Returning for his 29th season as the senior member of Mike Martin's staff, Chip Baker is one of the most popular figures in the Seminole program. Baker is in his 11th year as Florida State's Director of Baseball Operations; a multi-faceted position for the man who spent 18 years as a Seminole assistant.

Baker oversees all administrative aspects of Seminole baseball, including the budget, team travel, game operations, equipment, field and facility maintenance and scheduling. He also assists the efforts of the marketing and ticket offices and is the contact point for all communication between the program and the Bullpen Club, Seminoles Boosters and the Alumni Association.

During his tenure with the Seminoles, Baker has participated in 28 NCAA post-season tournaments and 14 College World Series. He was a member of the coaching staff for the 1986 and 1999 teams that reached the CWS championship game. Baker's duties as an assistant included coaching third base, tutoring FSU's catchers, scouting opponents and directing the Seminoles' defensive alignments.

A former assistant at Virginia Tech and Georgia Tech, Baker is known as one of college baseball's premier catching instructors. During his tenure, Baker coached seven All-American receivers, including Ed Fulton, Barry Blackwell, major-leaguer Marc Ronan, Pedro Grifol, current assistant coach Mike Martin, Jr., Jeremy Salazar and Tony Richie.

Baker also serves as the director of the Mike Martin and Seminole Advanced Baseball Schools. Over 120 former campers have gone on to wear the Garnet and Gold and several have advanced to the major leagues. Past camps have produced 30 first round draft picks including Sean Gilmartin, John-Ford Griffin, Nick Stocks, Jonathan Johnson, J.D. Drew, Chipper Jones, Alex Rodriguez and brothers Justin and B.J. Upton. The Super Skills Academy is widely regarded as one of the nation's top summer camps. Baker has also been on the staff of national and regional clinics and continues to work with local youth organizations, putting together clinics for the Tallahassee Babe Ruth League, among others.

The 55-year-old native of North Carolina has written articles for Scholastic Coach and Collegiate Baseball magazines on the subjects of catching, third base coaching and bunting, and has published a Collegiate Level Strength & Speed book. Eight years ago, Baker put together a record-selling catching video with Championship Videos entitled, 'Expanding the Strike Zone.' A popular speaker with no shortage of stories, Baker continues to address Seminole Booster clubs and civic organizations around the state.

A 1980 graduate of High Point University in North Carolina, Baker was part of four Carolina Conference championship teams, including the 1979 team that was the NAIA World Series runner-up.

After completing his bachelor's degree in physical education, Baker earned a Master of Science degree in motor behavior at Virginia Tech, where he began his collegiate coaching career.

Baker is married to the former Julie Larsen, a record-holding pitcher on FSU's 1985-88 softball teams, who was inducted into the Florida State Hall of Fame in 1995. The two were married in 1991 in a most memorable ceremony conducted between a doubleheader at Dick Howser Stadium. The Bakers are the proud parents of a 17 year-old daughter, Katie Nicole, who is a regular at FSU home games and has traveled to the College World Series five times. Baker's older brother, Jim, is the head basketball coach at Catawba College.

In 2001, Baker and head coach Mike Martin were presented with the university's prestigious Westcott Award for their bravery in saving the lives of players and staff during the Seminoles' road trip to Stanford. Leaving the San Francisco airport, the two coaches gained control of the team's charter bus after the driver suffered a fatal heart attack, safely guiding the bus to the side of a busy highway.



## CHRIS CATES

VOLUNTEER ASSISTANT COACH

LOUISVILLE '07

1ST SEASON AT FSU

Chris Cates joins the Florida State Baseball staff in his first season as the Seminoles' volunteer assistant coach in 2013. Cates' primary responsibilities will be in the development of the outfielders while serving as the first base coach.

Selected in the 38th round of the 2007 MLB First Year Player Draft by the Minnesota Twins, Cates played for five seasons in the Twins' minor league organization. He was named a two-time All-Star in the minors earning his first nod in 2008 with the Beloit Snappers out of the Class A Midwest League. A year later Cates would make his second All-Star team, this time in his first season at the Class A-Advanced level of the Florida State League with the Fort Myers Miracle. Cates turned his second All-Star appearance into a promotion to the Double-A Eastern League where he spent two seasons playing with the New Britain Rock Cats before retiring from professional baseball in 2011.

Cates graduated from the University of Louisville in 2007 with a bachelor's degree in sports administration. A four-year starter at shortstop for the Cardinals (2004-07), Cates started 239 games and hit .302 with 270 hits, 162 runs scored, 101 RBI, 44 doubles, five triples and three home runs. He also showed great strike zone discipline finishing his career with 89 walks to just 69 strikeouts. Cates played an integral role in leading Louisville to its first ever College World Series appearance in 2007 where the Cardinals went 1-2 in Omaha posting a victory over Mississippi State in an elimination contest. He closed out his senior campaign hitting .294 with 70 hits and a single-season career-high 17 stolen bases en route to being named to the All-BIG EAST Second Team. Voted team captain by his teammates and coaches, Cates was a semifinalist for the Lowe's Senior CLASS Award and the recipient of the Men's BIG EAST/Aeropostale Scholar-Athlete award which earned him a postgraduate scholarship.

The Tampa, Fla., native had a career junior season at Louisville as he started all 60 games at shortstop and led the team with a .332 average, 47 runs scored and 16 sac-bunts – a new single-season record for the Cards. Cates was instrumental in helping set a team record for double plays turned in 2006 with 75. He went on to earn third team All-BIG EAST honors as a junior after guiding the Cardinals to their first appearance in the BIG EAST Tournament championship game in their first season in the league.

In 2005, Cates played with North Adams of the New England Collegiate Summer Baseball League where he earned Defensive Player of the Year honors. He was also named MVP of the NECBL All-Star game that summer after going 2-for-3 at the plate while turning in a spectacular defensive performance.

Cates was a four-year letterwinner as a middle infielder at Brandon High School in Tampa. He finished his career third on the all-time stolen base list (55), while posting a career .349 average with 24 doubles, 98 runs and 40 RBI. Cates was also a standout on the hill for the Eagles recording a 10-5 record with a career ERA under two with five saves and 82 strikeouts. He went on to garner MVP honors at the 2002 Baseball America Perfect Game showcase in Ft. Myers.

Shortly after joining the Seminoles in the fall of 2012, Cates married the former Meagan Suárez in Tampa on November 3.






# BASEBALL SUPPORT STAFF



**Jeff Allcock**  
Athletic Training Student



**John Baker**  
Public Address Announcer



**Cathy Benton**  
Baseball Administrative Assistant



**Tom Block**  
Radio Play-by-Play



**Pat Campbell**  
Game Day Operations



**Patrick Chamberlin**  
Student Manager



**Mike Cook**  
Game Day Operations




**Cory Couture**  
Athletic Trainer



**Jim Curry**  
Associate Athletics Director/Compliance



**Colby Deen**  
Student Manager




**Brian Donaway**  
Field Supervisor




**Eric Frey**  
Videoboard Coordinator




**Kevin Gadowry**  
Video Coordinator




**Remy Gantt**  
Athletic Training Student



**Jim Garbarino**  
Associate Director Seminole Productions



**Joe Garcia**  
Assistant Director of Ticket Operations



**Bradley Irwin**  
Student Manager



**Brandon Lane**  
Marketing Assistant




**Jason Leturmy**  
Assistant Sports Information Director



**Eric Luallen**  
Radio Play-by-Play



**Dr. Brian Mand**  
Associate Director Academic Support




**Sean Monaghan**  
Student Manager




**Dr. Chuck Morris**  
Assistant Athletics Director Ops & Event Mgmt




**Titus Queen**  
Assistant Director of Facilities




**Adam Ross**  
Strength Coach



**Tyler Rutledge**  
Student Manager



**Dane Smith**  
Equipment & Clubhouse Manager



**David Stark**  
Student Manager



**Staci Sutton**  
Spirit & Batgirl Coordinator



**Jared Weiss**  
Student Manager



**Zack Woodrich**  
Business Office



**Ben Zierden**  
Assistant Athletics Director Ticket Sales & Operations



17 CONFERENCE CHAMPIONSHIPS ~ 6 STRAIGHT ACC ATLANTIC DIVISION TITLES

Sadie



Kaitlyn



Ashley



JJ



Sara

Jennifer



Hannah



Alex V.



# 2013 Florida State

Aubrey



Caity



Kirsten



Avalon

# Batgirls

Lauren V.



Morgan




Spencer



Lindsay

Advisor



Brittany



Micayla

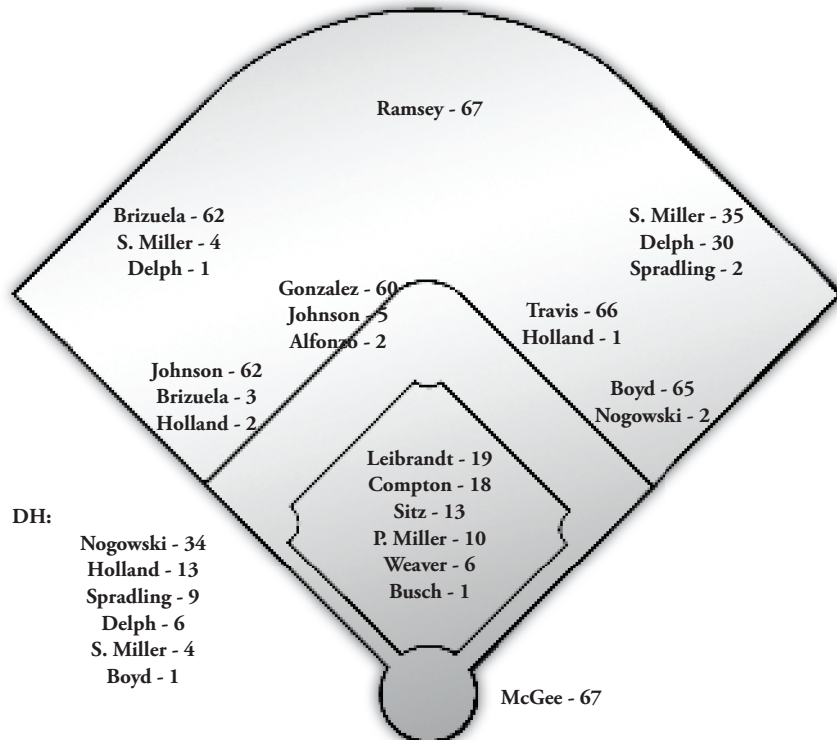
# 2012 SEASON IN REVIEW

## FSU BY THE NUMBERS

- **1** - Florida State was ranked No. 1 for seven consecutive weeks by Baseball America. The Seminoles were ranked No. 1 by the USA Today/ESPN Coaches poll for six weeks, the NCBWA top 30 poll for five weeks and one week by Collegiate Baseball.
- **1** - FSU entered the ACC Tournament in Greensboro, N.C., as the No. 1 seed for the ninth time in school history.
- **3** - Florida State ranked third in the final RPI rankings released by the NCAA on June 29. The Seminoles also finished playing the third toughest schedule according to WarrenNolan.com.
- **5** - The Seminoles placed a league-high five players on the All-ACC first and second teams including a league-best four on the first team.
- **5** - James Ramsey became the fifth player in Florida State history to win ACC Player of the Year accolades.
- **6** - For the sixth year in a row, FSU captured at least a share of the ACC Atlantic Division title.
- **7** - Head coach Mike Martin garnered ACC Coach of the Year accolades for the seventh time in his career.
- **9** - Led by two-time ACC Scholar-Athlete of the Year James Ramsey, FSU placed a league-best and school record nine student-athletes on the 2012 All-ACC Academic Baseball team
- **10** - Senior captain James Ramsey finished 2012 ranked in the top 10 in 10 offensive categories in the ACC while leading in five - average (.378), runs (78), total bases (152), slugging % (.652) and on-base % (.513).
- **12** - Freshman Mike Compton was the only 12-game winner in the ACC in 2012. He finished the year tied for second in the nation in wins and first among all freshmen.
- **13** - FSU closed out the year 13-3 in one-run games.

- **16** - Robert Benincasa finished 2012 with 16 saves - the second most saves in a single-season.
- **24** - Florida State tied the league record with 24 wins in ACC play this year. The Seminoles matched the record set by Clemson (2006) and FSU (2008).
- **50** - FSU reached the 50-win plateau for the 24th time in school history. Each of FSU's 50-win seasons have come under Mike Martin.
- **50** - FSU made its 50th NCAA Tournament appearance in 2012. The Seminoles joined the Texas Longhorns as the only two schools with 50 or more postseason appearances all-time.
- **193** - James Ramsey, Sherman Johnson and Stephen McGee combined to draw 193 walks in 2012. All three ranked in the top five nationally in walks, while it marked the most walks of any trio in the ACC. Johnson finished the year tied for the national lead in walks with 69.
- **200** - Seniors Sherman Johnson and James Ramsey ended their careers riding a streak of 200 consecutive starts in a Seminole uniform.
- **386** - Florida State closed out the 2012 season as the national and ACC leader in walks with 386 in 67 games. That was 82 more than North Carolina who was second in the ACC with 304 walks.
- **600** - FSU captured its 600th win since 2000 following a 6-0 victory over Maine on March 2. The 'Noles are the first school at the DI level to eclipse 600 wins since 2000.
- **1700** - Head coach Mike Martin became just the third Division I coach and fourth overall to reach 1,700 career victories when the Seminoles defeated Georgia Tech 8-4 on Sunday, April 8.
- **4583** - Florida State closed out 2012 averaging the seventh highest home attendance in the nation at 4,583 over 38 games.

## 2012 GAMES STARTED BY POSITION



## 2012 RESULTS

### FEBRUARY

Fri 17	Hofstra .....	W, 9-2
Sat 18	Hofstra .....	W, 10-8
Sun 19	Hofstra .....	W, 13-6
Tues 21	Jacksonville.....	W, 16-9
Fri 24	FIU .....	L, 5-8
Sat 25	FIU .....	W, 3-1
Sun 26	FIU .....	W, 2-1
Wed 29	vs. Philadelphia Phillies (exh).....	L, 1-6

### MARCH

Fri 2	Maine .....	W, 6-0
Sun 4	Maine .....	W, 18-2
Sun 4	Maine .....	W, 10-0
Tues 6	at #18 UCF .....	W, 7-6
Wed 7	at #18 UCF (CSS delayed) .....	W, 1-0
Fri 9	at Duke* .....	W, 5-3
Sat 10	at Duke* .....	W, 5-0
Sun 11	at Duke* .....	W, 10-2
Tues 13	at #1 Florida .....	L, 2-9
Sat 17	Virginia* (ESPNU) .....	W, 12-3
Sun 18	Virginia* (ESPN3) .....	W, 4-3
Mon 19	Virginia* (ESPNU) .....	W, 7-5
Tues 20	#15 Stetson .....	W, 17-8
Wed 21	#15 Stetson .....	W, 9-1
Fri 23	at Wake Forest* .....	(11) W, 5-4
Sat 24	at Wake Forest* .....	W, 3-2
Sun 25	at Wake Forest* .....	L, 5-7
Tues 27	vs. #1 Florida (Sun Sports) .....	L, 1-4
Fri 30	Virginia Tech* (ESPN3) .....	W, 5-2
Sat 31	Virginia Tech* (ESPN3) .....	W, 2-1

### APRIL

Sun 1	Virginia Tech* (ESPN3) .....	W, 11-4
Tues 3	Florida Gulf Coast .....	canceled
Wed 4	Florida Gulf Coast .....	L, 1-5
Fri 6	at #23 Georgia Tech* (ESPN3) .....	(10) W, 2-1
Sat 7	at #23 Georgia Tech* (ESPN3) .....	W, 12-7
Sun 8	at #23 Georgia Tech* (CSS) .....	W, 8-4
Tues 10	#4 Florida (ESPN3) .....	L, 3-6
Fri 13	at Boston College* .....	W, 6-5
Sat 14	at Boston College* .....	W, 6-3
Sun 15	at Boston College* .....	L, 6-17
Wed 18	North Georgia College .....	W, 6-0
Fri 20	#18 Miami* (ESPN3) .....	W, 11-2
Sat 21	#18 Miami* (ESPN3) .....	W, 6-1
Sun 22	#18 Miami* (CSS) .....	(10) W, 8-7
Fri 27	Rhode Island .....	W, 17-6
Sat 28	Rhode Island .....	W, 2-0
Sun 29	Rhode Island .....	W, 6-5

### MAY

Wed 2	at Jacksonville .....	W, 3-0
Sat 5	Maryland* (RSN) .....	W, 10-3
Sun 6	Maryland* (ESPN3) .....	W, 9-2
Mon 7	Maryland* (ESPNU) .....	L, 5-8
Tues 8	at Stetson .....	W, 9-1
Wed 9	at Stetson .....	L, 5-6
Sat 12	at Clemson* (ESPN3) .....	L, 2-7
Mon 14	at Clemson* (ESPN3) .....	L, 7-9
Mon 14	at Clemson* (ESPNU) .....	W, 9-5
Thurs 17	NC State* (ESPN3) .....	L, 5-10
Fri 18	NC State* (ESPN3) .....	W, 3-2
Sat 19	NC State* (ESPN3) .....	W, 6-2
Wed-Sun 23-27	ACC Tournament - Greensboro, N.C.	
Wed 23	vs. Georgia Tech (RSN) .....	L, 4-5
Fri 25	vs. Clemson (RSN) .....	L, 7-9
Sat 26	vs. Virginia (RSN) .....	L, 0-7

### JUNE

Fri-Sun 1-3	NCAA Tallahassee Regional	
Fri 1	UAB (ESPN3) .....	W, 2-1
Sat 2	Samford (ESPN2) .....	W, 8-1
Sun 3	Samford (ESPN3) .....	W, 5-2
Fri-Sun 8-10	NCAA Tallahassee Super Regional	
Fri 8	#13 Stanford (ESPN2) .....	W, 17-1
Sun 10	#13 Stanford (ESPN2) .....	W, 18-7
Fri-Tues 15-26	College World Series - Omaha, Neb.	
Fri 15	vs. #11 Arizona (ESPN2) .....	(12) L, 3-4
Sun 17	vs. Stony Brook (ESPN2) .....	W, 12-2
Tues 19	vs. #4 UCLA (ESPN) .....	W, 4-1
Thurs 21	vs. #11 Arizona (ESPN2) .....	L, 3-10



# 2012 SEASON IN REVIEW

## FSU IN THE COLLEGE WORLD SERIES

Florida State made its 21st trip to the College World Series in 2012 and third in the last five years. The Seminoles finished the 2012 CWS with a 2-2 record moving their all-time record to 28-42. The 28 wins are the 11th most in NCAA history. With wins over Stony Brook and UCLA, Florida State won at least two games in the College World Series for the seventh time in 21 appearances and for the first time since 2000. FSU was one of four remaining teams at the 2012 CWS. The last time the Seminoles matched that feat was in 2000. Fifteen of the 21 trips made by Florida State out to Omaha have been under the direction of head coach Mike Martin. Devon Travis became the first player in CWS history to record four consecutive multi-hit games to open a CWS since Stanford's John Gall performed the feat in 1999, while Sherman Johnson and Travis were recognized on the 2012 CWS All-Tournament team as the duo combined to hit .485 with 16 hits, five doubles, two home runs, seven RBI and eight walks.

## FSU IN THE NCAA TOURNAMENT

Florida State advanced to its 35th consecutive NCAA Regional in 2012 - second longest streak in the nation behind only Miami (40). Overall, the 2012 season marked Florida State's 50th NCAA Regional, which is the second-most ever trailing only Texas. The Seminoles and Longhorns are the only two schools to make 45 or more tournament appearances all-time. The Seminoles are 174-113 all-time in NCAA Tournament play, a record that includes 21 trips to the College World Series (28-42). Florida State entered the 2012 NCAA Tournament as a top eight national seed for the eighth time since 1999.

## ANOTHER DIVISIONAL CROWN

For the sixth year in a row, Florida State finished atop the ACC Atlantic Division claiming at least a share of the division title. Since the move to divisional play in 2006, FSU has captured at least a share of the division title in six of the seven years. Florida State has won the divisional title outright five times (2007-09, 2011-12), while sharing the title with Clemson in 2010. The Seminoles finished the season with a league record of 24-6 tying the ACC mark for victories. FSU joined the 2006 Clemson Tigers and 2008 Florida State Seminoles for the most wins in league history.

## GREAT ACC SEASON

Florida State finished ACC play with a record of 24-6, matching the league record held by two teams - Clemson (2006) & FSU (2008). FSU posted its best winning percentage in the ACC following the 1999 season when the Seminoles finished with a record of 22-2 (.917). Since the move to a 30-game league schedule in 2006, the Seminoles recorded its best finish in 2008 finishing atop the Atlantic Division with a school record mark of 24-6 tying the record for the most wins in the ACC. The record was matched once again in 2012. 2012 marked the fifth time in school history that Florida State recorded 20 or more league wins since joining the ACC in 1992.

## COMPTON TIES FRESHMAN RECORD

FSU starting pitcher Mike Compton tied the Florida State school record for wins by a freshman with his victory against Stony Brook in the CWS elimination game. Compton worked 6.0 innings allowing two runs on six hits as he walked two and struck out four. The right hander is the fourth freshmen pitcher all-time at FSU to reach 12 wins as he joins Sean Gilmartin (2009), Ray Revak (1984) and Doug Little (1983). Compton finished the season ranked second nationally in wins and was the only freshman in the nation to reach double-digit wins in 2012.

## WALK IT OUT

Florida State drew 19 walks in four games at the College of World Series and 56 in nine postseason games. FSU finished 2012 as the national leader in walks with 386, while three Seminoles ranked in the top five nationally - Sherman Johnson (1st - 69), James Ramsey (3rd - 63) and Stephen McGee (5th - 61). The Seminoles have now led the nation in base-on-balls the last three years and in four of the last five seasons (2008 - 435; 2010 - 402; 2011 - 381; 2012 - 386). In 2009, FSU finished second nationally in walks with 386. Florida State has drawn 1990 walks the last five years, good for an average of over 398 walks a year.

## 'NOLES IN THE NATIONAL RANKINGS

Florida State concluded the 2012 season ranked No. 3 in the ESPN/USA Today Coaches poll and No. 4 by Baseball America, Collegiate Baseball and the NCBWA. It marked FSU's highest ranking since finishing No. 3 in the final poll of the 2000 season. The Seminoles were ranked No. 1 for a combined eight weeks by the four major polls including a season-high seven consecutive weeks by Baseball America. It was FSU's first No. 1 ranking since March 26, 2007.

## MARTIN REACHES 1,700 VICTORIES

Mike Martin reached career win No. 1,700 in his 33rd season as head coach at FSU when the Seminoles defeated Georgia Tech 8-4 on Sunday, April 8 in Atlanta. Martin became just the fourth coach in all divisions and the third coach in Division I history to reach the historic milestone. The elusive group among all divisions includes Gordie Gillespie (1,893), Augie Garrido - Texas (1,847), Gene Stephenson - Wichita State (1,798) and Mike Martin (1,723).

## BENNY & THE SAVES

Robert Benincasa thrived in his new role as the Seminole closer in 2012. Benincasa finished the year 16-for-19 in save situations ranking second in the ACC and sixth nationally. It marked the second most saves recorded in a single-season in school history. Of his 16 saves, eight came in one-run ball games, four in two-run games and four in three-run games. Benincasa was a perfect 3-for-3 in save situations in the NCAA Tournament picking up saves against UAB, Samford and in the CWS vs. UCLA.

## GRAND SLAM

Seth Miller took advantage of his opportunities at the plate with the bases loaded in 2012 connecting on three grand slams to tie a school record for grand slams hit in one year. Miller joined the exclusive group after hitting his third of the season in game two of the Super Regional against Stanford. The junior right fielder is the fifth Seminole to perform the feat as he joins J.D. Drew (1997), Jeremy Morris (1997), Dennis Guinn (2006) and Buster Posey (2008). All three of Miller's home runs in 2012 were grand slams.

## FSU 2012 RECORDS

	2011	2012
Overall.....	46-19	50-17
Home.....	29-9	33-5
Away.....	13-8	15-6
Neutral.....	4-2	2-6
vs. Ranked Teams.....	12-12	15-7
On TV.....	13-10	25-11
On All-Access.....	18-4	12-2
ACC.....	19-11	24-6
ACC Home.....	10-5	13-2
ACC Away.....	9-6	11-4
vs. America East.....	2-0	4-0
vs. Atlantic Sun.....	5-1	5-2
vs. Atlantic 10.....	x	3-0
vs. Colonial.....	3-0	3-0
vs. Conference USA.....	3-0	3-0
vs. Pac-12.....	x	3-2
vs. SEC.....	7-2	0-3
vs. Southern.....	x	2-0
vs. Sun Belt.....	x	2-1
vs. Other.....	2-0	1-0
Extra Innings.....	1-4	3-1
Morning Start.....	1-0	0-1
Afternoon Start.....	19-10	25-9
Evening Start.....	26-9	25-7
In Florida.....	36-11	37-8
In Georgia.....	2-1	3-0
In Massachusetts.....	x	2-1
In Nebraska.....	x	2-2
In North Carolina.....	4-3	5-4
In South Carolina.....	x	1-2
In Virginia.....	3-3	0-0
On Monday.....	0-1	2-2
On Tuesday.....	8-1	5-3
On Wednesday.....	3-2	4-3
On Thursday.....	2-0	0-2
On Friday.....	12-3	11-3
On Saturday.....	8-8	14-2
On Sunday.....	13-4	14-2
In February.....	7-0	6-1
In March.....	12-6	17-3
In April.....	14-4	13-3
In May.....	9-7	7-8
In June.....	4-2	7-2
FSU scores 0-3 runs.....	4-10	10-8
FSU scores 4-7 runs.....	16-8	16-9
FSU scores 8+ runs.....	26-1	24-0
Opp scores 0-3 runs.....	26-2	34-0
Opp scores 4-7 runs.....	14-11	13-9
Opp scores 8+ runs.....	6-6	3-8
FSU homers.....	29-9	23-6
Opponent homers.....	15-10	12-9
FSU has more hits.....	33-8	33-2
Opp has more hits.....	7-10	11-13
Hits are tied.....	6-1	6-2
versus LHP (Starter).....	13-6	14-5
versus RHP (Starter).....	33-13	36-12
when a reliever pitches.....	46-18	50-17
Robert Benincasa.....	27-5	11-11
Kyle Bird.....	17-10	2-0
Brian Busch.....	2-0	15-9
Evan Geist.....	9-7	9-7
Bryant Holtmann.....	1-3	24-7
Brandon Johnson.....	2-2	28-11
Peter Miller.....	14-4	14-4
Hunter Scantling.....	7-6	5-5
Scott Sitz.....	2-0	3-2
Gage Smith.....	1-0	7-3
Mack Waugh.....	1-1	Lost 1
Luke Weaver.....	14-4	8-7
Last 5 Games.....	8-2	12-0
Last 10 Games.....	7-4	15-5
Current Streak.....	7-6	13-3
FSU wears Garnet.....	5-2	0-0
FSU wears Gold.....	4-1	2-2
FSU wears White.....	1-0	0-0
FSU wears Gray.....	6-6	13-3
FSU wears White Pinstripes.....	11-1	5-3
FSU wears Gray Pinstripes.....	0-0	16-10
FSU wears Red (ALS).....	1-1	0-2
In one-run games.....		
In two-run games.....		
As the No. 1 team.....		
Against the No. 1 team.....		





# 17 CONFERENCE CHAMPIONSHIPS ~ 6 STRAIGHT ACC ATLANTIC DIVISION TITLES

## 2012 FINAL STATS

13	John Holland	34	10	22	2	.941	5	0	0	-	0	0
19	Gage Smith	17	4	12	1	.941	1	8	2	.800	0	0
37	Brandon Leibrandt	21	6	13	2	.905	1	13	5	.722	0	0
10	Justin Gonzalez	256	74	157	25	.902	33	0	0	-	0	0
26	Scott Sitz	17	5	10	2	.882	1	4	4	.500	0	0
17	Mike Compton	12	2	8	2	.833	0	6	7	.462	0	0
1	Giovanny Alfonso	30	8	16	6	.800	6	0	0	-	0	0
33	Bryant Holtmann	5	1	3	1	.800	0	4	1	.800	0	0
22	Robert Benincasa	5	0	4	1	.800	0	1	0	1.000	0	0
44	Mack Waugh	8	2	4	2	.750	1	4	2	.667	0	0
5	Bert Givens	0	0	0	0	.000	0	0	0	-	0	0
<b>Totals</b>		<b>2549</b>	<b>1795</b>	<b>673</b>	<b>81</b>	<b>.968</b>	<b>65</b>	<b>64</b>	<b>30</b>	<b>.681</b>	<b>8</b>	<b>2</b>
<b>Opponents</b>		<b>2447</b>	<b>1731</b>	<b>617</b>	<b>99</b>	<b>.960</b>	<b>74</b>	<b>63</b>	<b>25</b>	<b>.716</b>	<b>22</b>	<b>3</b>

### INNING-BY-INNING SUMMARY

	1	2	3	4	5	6	7	8	9	Ex	Total
Florida State	55	57	62	53	59	63	43	40	24	3	459
Opponents	27	24	37	38	27	32	39	35	15	1	275

### RECORD WHEN TEAM SCORES

Runs	0	1	2	3	4	5	6	7	8	9	10+
W-L	0-1	1-2	5-2	4-3	2-1	5-5	7-1	2-2	3-0	5-0	16-0

### RECORD WHEN OPPONENT SCORES

Runs	0	1	2	3	4	5	6	7	8	9	10+
W-L	7-0	11-0	11-0	5-0	3-2	4-2	3-2	3-3	2-2	1-3	0-3

### RECORD WHEN LEADING AFTER

Inn	1	2	3	4	5	6	7	8
W-L	21-2	29-5	32-5	38-6	42-4	44-2	43-1	45-1

### RECORD WHEN TRAILING AFTER

Inn	1	2	3	4	5	6	7	8
W-L	6-6	6-8	11-9	8-11	5-12	4-14	4-14	2-15

### RECORD WHEN TIED AFTER

Inn	1	2	3	4	5	6	7	8
W-L	23-9	15-4	7-3	4-0	3-1	2-1	2-2	2-1

Home attendance.....174,180 (38 dates avg = 4,583)

Away attendance.....131,459 (28 dates avg = 4,694)

Total attendance .....305,639 (66 dates avg = 4,630)

### WIN-LOSS SUMMARY

Total	50-17	Opponent 10+ runs	0-3	Opp. made 0 errors	13-5
Conference	24-6	Scored in 1st inning	22-4	Opp. made 1 error	15-8
Non-Conf	26-11	Scores first	37-6	Opp. made 2+ errors	22-4
Home	33-5	Opp. scores first	13-11	Out-hit opponent	33-2
Away	15-6	After 6 leading	44-2	Out-hit by opponent	11-13
Neutral	2-6	After 6 trailing	4-14	Hits are tied	6-2
Day	24-10	After 6 tied	2-1		
Night	26-7	After 7 leading	43-1		
vs Left	14-5	After 7 trailing	4-14		
vs Right	36-12	After 7 tied	2-2		
1-Run games	13-3	After 8 leading	45-1		
2-Run games	5-3	After 8 trailing	2-15		
5+Run games	24-6	After 8 tied	2-1		
Extra inns	3-1	Hit 0 home runs	27-11		
Shutouts	7-1	Hit 1 home run	12-6		
Scoring 0-2 runs	6-5	Hit 2+ home runs	11-0		
Scoring 3-5 runs	11-9	Opponent 0 home runs	38-8		
Scoring 6-9 runs	17-3	Opponent 1 home run	8-1		
Scoring 10+ runs	16-0	Opponent 2+ HRs	4-8		
Opponent 0-2 runs	29-0	Made 0 errors	21-2		
Opponent 3-5 runs	12-4	Made 1 error	17-5		
Opponent 6-9 runs	9-10	Made 2+ errors	12-10		





# 2012 FINAL RESULTS

Date	Opponent	Score	Inns	Overall	ACC	Pitcher of record	Attend	Time
Feb 17, 2012	HOFSTRA	W 9-2	9	1-0-0	0-0-0	Leibrandt, B (W 1-0)	4849	2:25
Feb 18, 2012	HOFSTRA	W 10-8	9	2-0-0	0-0-0	Scantling, H (W 1-0)	4433	3:06
Feb 19, 2012	HOFSTRA	W 13-6	9	3-0-0	0-0-0	Compton, M. (W 1-0)	4651	3:12
Feb 21, 2012	JACKSONVILLE	W 16-9	9	4-0-0	0-0-0	Waugh, M. (W 1-0)	4505	3:48
Feb 24, 2012	FIU	L 5-8	9	4-1-0	0-0-0	Leibrandt, B (L 1-1)	4292	3:44
Feb 25, 2012	FIU	W 3-1	9	5-1-0	0-0-0	Compton, M. (W 2-0)	5117	2:40
Feb 26, 2012	FIU	W 2-1	9	6-1-0	0-0-0	Miller, P. (W 1-0)	4012	2:58
Mar 02, 2012	MAINE	W 6-0	9	7-1-0	0-0-0	Leibrandt, B (W 2-1)	4110	2:26
Mar 04, 2012	MAINE	W 18-2	7	8-1-0	0-0-0	Compton, M. (W 3-0)	4437	2:29
Mar 04, 2012	MAINE	W 10-0	9	9-1-0	0-0-0	Miller, P. (W 2-0)	4437	2:38
Mar 06, 2012	at UCF	W 7-6	9	10-1-0	0-0-0	Waugh, M. (W 2-0)	2934	3:08
Mar 07, 2012	at UCF	W 1-0	9	11-1-0	0-0-0	Sitz, S. (W 1-0)	2917	2:19
* Mar 09, 2012	at Duke	W 5-3	9	12-1-0	1-0-0	Scantling, H (W 2-0)	203	2:32
* Mar 10, 2012	at Duke	W 5-0	9	13-1-0	2-0-0	Compton, M. (W 4-0)	408	2:30
* Mar 11, 2012	at Duke	W 10-2	9	14-1-0	3-0-0	Miller, P. (W 3-0)	437	2:48
Mar 13, 2012	at Florida	L 2-9	9	14-2-0	3-0-0	Sitz, S. (L 1-1)	6005	2:57
* Mar 17, 2012	VIRGINIA	W 12-3	9	15-2-0	4-0-0	Scantling, H (W 3-0)	5165	3:23
* Mar 18, 2012	VIRGINIA	W 4-3	9	16-2-0	5-0-0	Holtmann, B. (W 1-0)	4490	2:42
* Mar 19, 2012	VIRGINIA	W 7-5	9	17-2-0	6-0-0	Smith, G. (W 1-0)	4521	3:38
Mar 20, 2012	STETSON	W 17-8	9	18-2-0	6-0-0	Johnson, B. (W 1-0)	4478	3:58
Mar 21, 2012	STETSON	W 9-1	9	19-2-0	6-0-0	Weaver, L. (W 1-0)	4247	2:31
* Mar 23, 2012	at Wake Forest	W 5-4	(11)	20-2-0	7-0-0	Benincasa, R (W 1-0)	853	3:44
* Mar 24, 2012	at Wake Forest	W 3-2	9	21-2-0	8-0-0	Compton, M. (W 5-0)	753	2:42
* Mar 25, 2012	at Wake Forest	L 5-7	9	21-3-0	8-1-0	Miller, P. (L 3-1)	609	3:08
Mar 27, 2012	vs Florida	L 1-4	9	21-4-0	8-1-0	Busch, B. (L 0-1)	10751	2:35
* Mar 30, 2012	VIRGINIA TECH	W 5-2	9	22-4-0	9-1-0	Leibrandt, B (W 3-1)	4880	2:46
* Mar 31, 2012	VIRGINIA TECH	W 2-1	9	23-4-0	10-1-0	Compton, M. (W 6-0)	6158	2:01
* Apr 01, 2012	VIRGINIA TECH	W 11-4	9	24-4-0	11-1-0	Miller, P. (W 4-1)	4420	2:47
Apr 04, 2012	FLORIDA GULF COAST	L 1-5	9	24-5-0	11-1-0	Sitz, S. (L 1-2)	4090	2:56
* Apr 06, 2012	at Georgia Tech	W 2-1	(10)	25-5-0	12-1-0	Benincasa, R (W 2-0)	2565	2:50
* Apr 07, 2012	at Georgia Tech	W 12-7	9	26-5-0	13-1-0	Waugh, M. (W 3-0)	3271	3:24
* Apr 08, 2012	at Georgia Tech	W 8-4	9	27-5-0	14-1-0	Miller, P. (W 5-1)	1654	3:01
Apr 10, 2012	FLORIDA	L 3-6	9	27-6-0	14-1-0	Bird, K. (L 0-1)	6730	2:44
* Apr 13, 2012	at Boston College	W 6-5	9	28-6-0	15-1-0	Benincasa, R (W 3-0)	682	3:29
* Apr 14, 2012	at Boston College	W 6-3	9	29-6-0	16-1-0	Scantling, H (W 4-0)	1238	2:44
* Apr 15, 2012	at Boston College	L 6-17	9	29-7-0	16-2-0	Waugh, M. (L 3-1)	1191	3:50
Apr 18, 2012	NORTH GEORGIA	W 6-0	9	30-7-0	16-2-0	Sitz, S. (W 2-2)	3731	1:56
* Apr 20, 2012	MIAMI	W 11-2	9	31-7-0	17-2-0	Leibrandt, B (W 4-1)	5456	2:44
* Apr 21, 2012	MIAMI	W 6-1	9	32-7-0	18-2-0	Compton, M. (W 7-0)	6010	2:53
* Apr 22, 2012	MIAMI	W 8-7	(10)	33-7-0	19-2-0	Benincasa, R (W 4-0)	4993	3:35
Apr 27, 2012	RHODE ISLAND	W 17-6	9	34-7-0	19-2-0	Leibrandt, B (W 5-1)	4258	2:58
Apr 28, 2012	RHODE ISLAND	W 2-0	9	35-7-0	19-2-0	Compton, M. (W 8-0)	4593	2:12
Apr 29, 2012	RHODE ISLAND	W 6-5	9	36-7-0	19-2-0	Scantling, H (W 5-0)	4208	2:54
May 02, 2012	at Jacksonville	W 3-0	9	37-7-0	19-2-0	Holtmann, B. (W 2-0)	2876	2:38
* May 05, 2012	MARYLAND	W 10-3	9	38-7-0	20-2-0	Leibrandt, B (W 6-1)	4283	2:50
* May 06, 2012	MARYLAND	W 9-2	9	39-7-0	21-2-0	Compton, M. (W 9-0)	4242	2:43
* May 07, 2012	MARYLAND	L 5-8	9	39-8-0	21-3-0	Waugh, M. (L 3-2)	4044	3:35
May 08, 2012	at Stetson	W 9-1	9	40-8-0	21-3-0	Sitz, S. (W 3-2)	2131	3:02
May 09, 2012	at Stetson	L 5-6	9	40-9-0	21-3-0	Miller, P. (L 5-2)	1382	3:30
* May 12, 2012	at Clemson	L 2-7	9	40-10-0	21-4-0	Leibrandt, B (L 6-2)	5822	3:06
* May 14, 2012	at Clemson	L 7-9	9	40-11-0	21-5-0	Compton, M. (L 9-1)	-	3:31
* May 14, 2012	at Clemson	W 9-5	9	41-11-0	22-5-0	Smith, G. (W 2-0)	4965	3:02
* May 17, 2012	NC STATE	L 5-10	9	41-12-0	22-6-0	Scantling, H (L 5-1)	4316	3:09
* May 18, 2012	NC STATE	W 3-2	9	42-12-0	23-6-0	Smith, G. (W 3-0)	4653	2:51
* May 19, 2012	NC STATE	W 6-2	9	43-12-0	24-6-0	Compton, M. (W 10-1)	4891	3:00
May 23, 2012	vs Georgia Tech^	L 4-5	9	43-13-0	24-6-0	Sitz, S. (L 3-3)	2976	2:38
May 25, 2012	vs Clemson^	L 7-9	9	43-14-0	24-6-0	Benincasa, R (L 4-1)	3282	3:30
May 26, 2012	vs Virginia^	L 0-7	9	43-15-0	24-6-0	Compton, M. (L 10-2)	3642	3:00
Jun 01, 2012	UAB#	W 2-1	9	44-15-0	24-6-0	Smith, G. (W 4-0)	3713	2:28
Jun 02, 2012	SAMFORD#	W 8-1	9	45-15-0	24-6-0	Leibrandt, B (W 7-2)	4291	2:38
Jun 03, 2012	SAMFORD#	W 5-2	9	46-15-0	24-6-0	Compton, M. (W 11-2)	3736	2:22
Jun 08, 2012	STANFORD##	W 17-1	9	47-15-0	24-6-0	Leibrandt, B (W 8-2)	4067	3:16
Jun 10, 2012	STANFORD##	W 18-7	9	48-15-0	24-6-0	Smith, G. (W 5-0)	4673	3:46
Jun 15, 2012	vs Arizona~	L 3-4	(12)	48-16-0	24-6-0	Benincasa, R (L 4-2)	22391	4:07
Jun 17, 2012	vs Stony Brook~	W 12-2	9	49-16-0	24-6-0	Compton, M. (W 12-2)	22112	2:52
Jun 19, 2012	vs UCLA~	W 4-1	9	50-16-0	24-6-0	Sitz, S. (W 4-3)	23409	3:18
Jun 21, 2012	vs Arizona~	L 3-10	9	50-17-0	24-6-0	Leibrandt, B (L 8-3)	23593	3:25

\* = conference games; CAPS = home contest; ^ = ACC Tournament (Greensboro, N.C.)

# = NCAA Tallahassee Regional; ## = NCAA Super Regional (Tallahassee, Fla.); ~ = College World Series (Omaha, Neb.)



17 CONFERENCE CHAMPIONSHIPS ~ 6 STRAIGHT ACC ATLANTIC DIVISION TITLES

2012 BOX SCORES

2012 Florida State Baseball
Hofstra at #9 Florida State
Feb 17, 2012 at Tallahassee, FL (Dick Howser)

Box score for Hofstra 2 (0-1) vs Florida State 9 (1-0). Includes player stats for AB, R, H, BI and totals.

Score by Innings table for Hofstra vs Florida State.

E - Johnson, S. (1). DP - Pride 1; Seminoles 1. LOB - Pride 7; Seminoles 6. 2B - Thomas 2(2). HR - Ramsey, J. (1); Boyd, J. (1); Brizuela, J. (1); Miller, S. (1). CS - Poma (1).

Detailed box score for Hofstra 2 (0-1) vs Florida State 9 (1-0) including pitcher stats.

2012 Florida State Baseball
Hofstra at #9 Florida State
Feb 18, 2012 at Tallahassee, FL (Dick Howser Stadium)

Box score for Hofstra 8 (0-2) vs Florida State 10 (2-0). Includes player stats for AB, R, H, BI and totals.

Score by Innings table for Hofstra vs Florida State.

E - Poma (1); Thomas (1); Travis, D. (1); Gonzalez, J. (1); McGee, S. (1). DP - Pride 1; Seminoles 1. LOB - Pride 9; Seminoles 11. 2B - Poma (1); Boyd, J. (1); Gonzalez, J. (1); Brizuela, J. (1); Miller, S. (1). HBP - Ramsey, J.; Nogowski, J.; McGee, S. SH - Miller, S. (1). SF - Gonzalez, J. (1); Brizuela, J. (1). SB - Rouleau 2(2); Poma (1); Ford (1); Jackson (1); Nyman (1). CS - Poma (2).

Detailed box score for Hofstra 8 (0-2) vs Florida State 10 (2-0) including pitcher stats.

2012 Florida State Baseball
Hofstra at #9 Florida State
Feb 19, 2012 at Tallahassee, FL (Dick Howser)

Box score for Hofstra 6 (0-3) vs Florida State 13 (3-0). Includes player stats for AB, R, H, BI and totals.

Score by Innings table for Hofstra vs Florida State.

E - Rouleau (1). DP - Seminoles 4. LOB - Pride 3; Seminoles 16. 2B - Hammer (1); Jackson (1); Travis, D. (1); Ramsey, J. (1); Boyd, J. (2); McGee, S. (1). HR - Nogowski, J. (1). HBP - Rouleau; Travis, D.; Brizuela, J. SF - Johnson, S. (1); Boyd, J. (1). SB - Ramsey, J. (1); Gonzalez, J. (1); Miller, S. (1). CS - Rouleau (1); Flynn (1).

Detailed box score for Hofstra 6 (0-3) vs Florida State 13 (3-0) including pitcher stats.

2012 Florida State Baseball
Jacksonville at #8 Florida State
Feb 21, 2012 at Tallahassee, FL (Dick Howser)

Box score for Jacksonville 9 (0-4) vs Florida State 16 (4-0). Includes player stats for AB, R, H, BI and totals.

Score by Innings table for Jacksonville vs Florida State.

E - MOYE, C. 2(4); LOOSEN, E. (3); FRANK, M. (2); Boyd, J. (2); Brizuela, J. (1); McGee, S. (2); Sitz, S. DP - Seminoles 1. LOB - Dolphins 10; Seminoles 14. 2B - Travis, D. 2(3); Boyd, J. (3); Nogowski, J. (1); Brizuela, J. (2). HR - RATLIFF, T. (1); LEHANE, K. (1). HBP - GULBRANSEN, D.; Ramsey, J.; Brizuela, J. SF - Gonzalez, J. (2); McGee, S. (1). SB - MURPHY, J. (2). CS - WALKER, A. (1).

Detailed box score for Jacksonville 9 (0-4) vs Florida State 16 (4-0) including pitcher stats.



50 NCAA REGIONAL APPEARANCES ~ 21 COLLEGE WORLD SERIES APPEARANCES

2012 BOX SCORES

2012 Florida State Baseball
FIU at #8 Florida State
Feb 24, 2012 at Tallahassee, FL (Dick Howser)

2012 Florida State Baseball
FIU at #8 Florida State
Feb 26, 2012 at Tallahassee, FL (Dick Howser)

Box score for FIU 8 (1-3) vs Florida State 5 (4-1). Includes player stats for both teams and a totals row.

Score by Innings table for FIU vs Florida State. Shows runs, hits, and errors per inning.

E - Henry(1); Vazquez, D. (1); Gaines(2); Woodard(1); Smith, G. (1). DP - Panthers 1. LOB - Panthers 11; Seminoles 15. 2B - Bermudez(2); Shantz(1); Kirsch(1); Travis, D. 2(5); Nogowski, J. (2). HBP - Henry; Spradling, S. SH - Miller, S. (2). SB - Bermudez(1); Shantz(1); Martinez(1). CS - Henry(1); Nogowski, J. (1).

Detailed box score for FIU vs Florida State, including individual player statistics for both teams.

2012 Florida State Baseball
FIU at #8 Florida State
Feb 25, 2012 at Tallahassee, FL (Dick Howser)

2012 Florida State Baseball
Maine at #8 Florida State
Mar 02, 2012 at Tallahassee, FL (Dick Howser)

Box score for FIU 1 (1-4) vs Florida State 3 (5-1). Includes player stats for both teams and a totals row.

Score by Innings table for FIU vs Florida State. Shows runs, hits, and errors per inning.

DP - Seminoles 2. LOB - Panthers 4; Seminoles 9. HR - Leon(1); Ramsey, J. (2). HBP - Vazquez, D.. CS - Miller, S. (1).

Detailed box score for FIU vs Florida State, including individual player statistics for both teams.

Box score for FIU 1 (1-5) vs Florida State 2 (6-1). Includes player stats for both teams and a totals row.

Score by Innings table for FIU vs Florida State. Shows runs, hits, and errors per inning.

E - Gaines(3); Costa(1). DP - Panthers 2; Seminoles 1. LOB - Panthers 10; Seminoles 10. 2B - Martinez(1). HR - Ramsey, J. (3). SB - Bermudez(2); Boyd, J. 2(2); Miller, S. (2). CS - Ramsey, J. (1).

Detailed box score for FIU vs Florida State, including individual player statistics for both teams.

Box score for Maine 0 (3-3) vs Florida State 6 (7-1). Includes player stats for both teams and a totals row.

Score by Innings table for Maine vs Florida State. Shows runs, hits, and errors per inning.

E - BALZANO(1); CALBICK 2(2); DORAN(1); PERAKSLIS(2). DP - Black Bears 4. LOB - Black Bears 5; Seminoles 7. 2B - WHITTEN(1); DORAN(2); Travis, D. (6). 3B - Miller, S. (1). HBP - Miller, S. 2; Holland, J.. SH - Delph, J. (1). SB - GAY(1); Travis, D. (1); Gonzalez, J. (2).

Detailed box score for Maine vs Florida State, including individual player statistics for both teams.



17 CONFERENCE CHAMPIONSHIPS ~ 6 STRAIGHT ACC ATLANTIC DIVISION TITLES

2012 BOX SCORES

2012 Florida State Baseball
Maine at #8 Florida State (Game 1)
Mar 04, 2012 at Tallahassee, FL (Dick Howser)

2012 Florida State Baseball
#8 Florida State at #18 UCF
Mar 06, 2012 at Orlando, FL (Jay Bergman Field)

Maine 2 (3-4) vs Florida State 18 (8-1)
Player AB R H BI
GAY cf. 4 0 2 0
HEATH lf/rf. 3 0 0 0
FRANSOSO ss. 4 1 1 0
PATZALEK c. 2 0 0 0
CONNOLLY c. 1 1 1 0
CALBICK 3b. 3 0 1 1
WHITTEN dh. 2 0 0 0
J. LEISENHEI 1b. 3 0 0 1
DORAN rf. 1 0 1 0
BALZANO lf. 1 0 0 0
I. LEISENHEI ph/lf. 1 0 0 0
BLACK 2b. 3 0 2 0
GIBBS p. 0 0 0 0
VOISINE p. 0 0 0 0
PUPO p. 0 0 0 0
Totals 28 2 8 2

Florida State 7 (10-1) vs UCF 6 (10-3)
Player AB R H BI
Sherman Johnson 3b. 3 1 0 0
Devon Travis 2b. 4 1 2 0
James Ramsey cf. 5 1 4 2
Jayce Boyd lb. 2 0 0 0
Mack Waugh p. 0 0 0 0
Giovanny Alfonzo ph. 1 0 0 0
Hunter Scantling p. 1 0 1 0
Brian Busch p. 0 0 0 0
Stephen Spradling ph. 1 0 0 0
Gage Smith p. 0 0 0 0
Robert Benincasa p. 0 0 0 0
John Nogowski dh/lb. 5 1 1 1
Justin Gonzalez ss. 4 1 1 0
Jose Brizuela lf. 5 1 0 1
Stephen McGee c. 2 1 0 1
Seth Miller rf. 1 0 0 0
Sean O'Brien ph. 1 0 0 0
Josh Delph rf. 2 0 0 0
Luke Weaver p. 0 0 0 0
Totals 37 7 9 5

Score by Innings R H E
Maine 000 002 0 - 2 8 6
Florida State 060 624 X - 18 17 0

Score by Innings R H E
Florida State 000 007 000 - 7 9 1
UCF 004 000 200 - 6 10 2

E - FRANSOSO 4(7); PATZALEK(1); BLACK(1). DP - Black Bears 1. LOB - Black Bears 9;
Seminoles 8. 2B - FRANSOSO(2); CALBICK(2); Travis, D.(7); Ramsey, J.(2); Boyd,
J.(4); Gonzalez, J. 2(3); McGee, S.(2); Miller, S.(2). 3B - Ramsey, J.(1). HBP -
Spradling, S.; McGee, S. 2. SH - HEATH(2); Brizuela, J.(1). SF - Boyd, J.(2). SB -
Johnson, S.(1); Travis, D.(2); Miller, S.(3). CS - McGee, S.(1).

E - Waugh, M.(1); D. Sweeney(3); C. Taladay(2). DP - Seminoles 1. LOB - Seminoles 9;
Knights 6. 2B - J. Vasquez(2); T. Shreve(6). HBP - Johnson, S.; Gonzalez, J.; T.
Shreve. SH - McGee, S.(1). SB - Richardson(8); T. Shreve(5).

Maine IP H R ER BB SO WP BK HP IBB AB BF FO GO NP
GIBBS L,0-2 3.0 11 10 10 2 3 2 0 1 0 17 22 3 2 86
VOISINE 2.0 4 4 4 1 3 0 0 0 1 0 11 13 2 1 52
PUPO 1.0 2 4 2 2 0 0 0 1 0 6 9 0 2 27
Florida State IP H R ER BB SO WP BK HP IBB AB BF FO GO NP
Mike Compton W,3-0 5.1 5 2 2 3 3 0 0 0 0 20 24 6 7 94
Bryant Holtmann 1.2 3 0 0 0 0 0 0 0 0 8 8 2 3 28

Florida State IP H R ER BB SO WP BK HP IBB AB BF FO GO NP
Luke Weaver 3.0 5 4 4 1 3 0 0 1 0 14 16 4 2 73
Mack Waugh W,2-0 2.0 1 0 0 0 1 0 0 0 0 7 7 1 3 20
Hunter Scantling 1.2 3 2 2 0 1 1 0 0 0 8 8 0 4 26
Brian Busch 0.1 1 0 0 0 0 0 0 0 0 2 2 0 1 10
Gage Smith 1.0 0 0 0 0 0 0 0 0 0 3 3 0 3 6
Robert Benincasa S,3 1.0 0 0 0 0 1 0 0 0 0 3 3 2 0 11
UCF IP H R ER BB SO WP BK HP IBB AB BF FO GO NP
B. Adkins 5.1 5 3 3 2 4 0 0 0 0 21 23 6 6 99
R. Madrid L,1-1 1.2 2 4 0 1 2 0 0 1 0 8 11 2 0 43
J. Reed 2.0 2 0 0 0 1 0 0 1 0 8 9 3 2 34

2012 Florida State Baseball
Maine at #8 Florida State (Game 2)
Mar 04, 2012 at Tallahassee, FL (Dick Howser)

2012 Florida State Baseball
#8 Florida State at #18 UCF
Mar 07, 2012 at Orlando, FL (Jay Bergman Field)

Maine 0 (3-5) vs Florida State 10 (9-1)
Player AB R H BI
GAY cf. 2 0 1 0
HEATH rf. 4 0 0 0
FRANSOSO ss. 3 0 2 0
WHITTEN dh/p. 3 0 0 0
CALBICK 3b. 2 0 0 0
WHITE 3b. 1 0 0 0
J. LEISENHEI 1b. 2 0 0 0
MORRILL 1b. 2 0 0 0
CONNOLLY c. 4 0 0 0
BLACK 2b. 3 0 1 0
BALZANO lf. 2 0 0 0
N. BERNARDO ph/lf. 1 0 0 0
COUGHLIN p. 0 0 0 0
S. TRASK p. 0 0 0 0
Totals 29 0 4 0

Florida State 1 (11-1) vs UCF 0 (10-4)
Player AB R H BI
Sherman Johnson 3b. 4 0 1 0
Devon Travis 2b. 4 0 1 0
James Ramsey cf. 3 0 0 0
Jayce Boyd lb. 4 1 3 1
John Nogowski dh. 2 0 0 0
Justin Gonzalez ss. 3 0 0 0
Jose Brizuela lf. 3 0 0 0
Stephen McGee c. 3 0 1 0
Seth Miller rf. 3 0 0 0
Scott Sitz p. 0 0 0 0
Kyle Bird p. 0 0 0 0
Gage Smith p. 0 0 0 0
Robert Benincasa p. 0 0 0 0
Totals 29 1 6 1

Score by Innings R H E
Maine 000 000 000 - 0 4 4
Florida State 520 003 00X - 10 15 0

Score by Innings R H E
Florida State 000 100 000 - 1 6 1
UCF 000 000 000 - 0 5 0

E - CALBICK(3); J. LEISENHEI(1); BLACK(2); BALZANO(2). DP - Seminoles 1. LOB - Black
Bears 7; Seminoles 14. 2B - GAY(2); FRANSOSO(3); Boyd, J.(5); Gonzalez, J.(4). HR -
Ramsey, J.(4). HBP - Holland, J.; Ramsey, J.; Brizuela, J.; McGee, S.. SB - GAY(2).

E - Johnson, S.(2). DP - Seminoles 3; Knights 2. LOB - Seminoles 4; Knights 5. HR -
Boyd, J.(2). SH - Nogowski, J.(1). SB - D. Sweeney 2(9).

Maine IP H R ER BB SO WP BK HP IBB AB BF FO GO NP
COUGHLIN L,0-1 4.1 10 7 4 1 4 0 0 0 0 24 25 6 2 98
WHITTEN 1.2 4 3 3 1 1 1 0 1 0 9 11 4 0 43
S. TRASK 2.0 1 0 0 1 2 0 0 0 3 0 8 12 4 0 50
Florida State IP H R ER BB SO WP BK HP IBB AB BF FO GO NP
Peter Miller W,2-0 5.0 2 0 0 4 5 0 1 0 0 16 20 4 5 73
Brian Busch 1.0 1 0 0 0 2 0 0 0 0 4 4 1 0 14
Gage Smith 1.0 0 0 0 0 1 0 0 0 0 3 3 1 1 12
Brandon Johnson 1.0 1 0 0 0 1 0 0 0 0 4 4 0 2 18
Robert Benincasa 1.0 0 0 0 1 0 0 0 0 0 2 3 1 1 9

Florida State IP H R ER BB SO WP BK HP IBB AB BF FO GO NP
Scott Sitz W,1-0 5.0 3 0 0 2 1 1 0 0 0 18 20 8 5 75
Kyle Bird 2.0 1 0 0 0 2 0 0 0 0 6 6 2 1 20
Gage Smith 1.0 1 0 0 0 0 0 0 0 0 3 3 0 2 7
Robert Benincasa S,4 1.0 0 0 0 0 1 0 0 0 0 3 3 2 0 10
UCF IP H R ER BB SO WP BK HP IBB AB BF FO GO NP
R. Hanson L,0-1 5.0 4 1 1 2 4 0 0 0 0 16 18 5 3 78
C. Matulis 1.2 1 0 0 0 1 0 0 0 0 5 6 1 3 23
J. Rogers 2.1 1 0 0 0 3 0 0 0 0 8 8 2 2 38



50 NCAA REGIONAL APPEARANCES ~ 21 COLLEGE WORLD SERIES APPEARANCES

2012 BOX SCORES

2012 Florida State Baseball
#12 Florida State at Duke
Mar 09, 2012 at Durham, N.C. (Durham Bulls Park)

Box score for Florida State 5 (12-1,1-0 ACC) vs Duke 3 (7-9,0-1 ACC) on Mar 09, 2012. Includes player stats and score by innings.

E - Berezo, M. 2(6). LOB - FS 4; Duke 5. 2B - LaBruna, A. (1). 3B - Ramsey, J. 2(3); PiwnicaWorms (3). HBP - Travis, D.. SH - Berezo, M. (1). SB - McCabe, G. (2); LaBruna, A. (4); Rosenfeld, M(3). CS - Ramsey, J. (2); Nogowski, J. (2); McCabe, G. (1).

Florida State and Duke player statistics including IP, H, R, ER, BB, SO, WP, BK, HP, IBB, AB, BF, FO, GO, NP.

2012 Florida State Baseball
#12 Florida State at Duke
Mar 10, 2012 at Durham, N.C. (Durham Bulls Park)

Box score for Florida State 5 (13-1,2-0 ACC) vs Duke 0 (7-10,0-2 ACC) on Mar 10, 2012. Includes player stats and score by innings.

E - Travis, D. (2). LOB - FS 9; Duke 7. 2B - Travis, D. (8); Boyd, J. (6); Gonzalez, J. (5). HBP - McGee, S.. CS - Lumpa, M. (1).

Florida State and Duke player statistics including IP, H, R, ER, BB, SO, WP, BK, HP, IBB, AB, BF, FO, GO, NP.

2012 Florida State Baseball
#12 Florida State at Duke
Mar 11, 2012 at Durham, N.C. (Durham Bulls Park)

Box score for Florida State 10 (14-1,3-0 ACC) vs Duke 2 (7-11,0-3 ACC) on Mar 11, 2012. Includes player stats and score by innings.

E - Berezo, M.; Perkins, D. (2); Rosenfeld, M(1). DP - FS 1. LOB - FS 10; Duke 9. 2B - Boyd, J. (7); Nogowski, J. (3); Gonzalez, J. (6); McGee, S. 2(4); Delph, J.; Berezo, M. (5). 3B - Brizuela, J. (1). HBP - Spradling, S; Brizuela, J.; Kremer, J.. SH - Ramsey, J. (1). SB - Gonzalez, J. (3); Brizuela, J. (1); McGee, S. (1).

Florida State and Duke player statistics including IP, H, R, ER, BB, SO, WP, BK, HP, IBB, AB, BF, FO, GO, NP.

2012 Florida State Baseball
#6 Florida State at #1 Florida
Mar 13, 2012 at Gainesville, FL (McKethan Stadium)

Box score for Florida State 2 (14-2) vs Florida 9 (16-1) on Mar 13, 2012. Includes player stats and score by innings.

E - Johnson, S. (3); Miller, S. (1); Tobias (5). DP - Gators 1. LOB - Seminoles 5; Gators 8. 2B - Tobias (2). 3B - P. Tucker (1). HR - Fontana (4); P. Tucker (6). HBP - Gonzalez, J.; P. Tucker. SH - Miller, S. (3); Tobias (2); Thompson (2). SF - Zunino (2). SB - Zunino (3). CS - Gushue (1); Thompson (3).

Florida State and Florida player statistics including IP, H, R, ER, BB, SO, WP, BK, HP, IBB, AB, BF, FO, GO, NP.



17 CONFERENCE CHAMPIONSHIPS ~ 6 STRAIGHT ACC ATLANTIC DIVISION TITLES

2012 BOX SCORES

2012 Florida State Baseball
Virginia at #6 Florida State
Mar 17, 2012 at Tallahassee, FL (Dick Howser)

Box score for Virginia 3 (11-6-1,2-2 ACC) vs Florida State 12 (15-2,4-0 ACC) on Mar 17, 2012. Includes player stats for Taylor, C. ss., Harrington, lf., Bruno, S. 3b., etc.

Score by Innings table for Virginia vs Florida State on Mar 17, 2012.

E - Taylor, C. (8). DP - Cavaliers 1; Seminoles 1. LOB - Cavaliers 6; Seminoles 11. 2B - Papi, M. (6); Werman, K. (2). HR - Ramsey, J. (5). HBP - Boyd, J.; Spradling, S.; Brizuela, J.; Miller, S.. SH - Werman, K. (9); Miller, S. (4). SF - Johnson, S. (2).

Fielding statistics for Virginia and Florida State on Mar 17, 2012.

2012 Florida State Baseball
Virginia at #6 Florida State
Mar 18, 2012 at Tallahassee, FL (Dick Howser)

Box score for Virginia 3 (11-7-1,2-3 ACC) vs Florida State 4 (16-2,5-0 ACC) on Mar 18, 2012. Includes player stats for Taylor, C. ss., Gagnani, R. 2b., etc.

Score by Innings table for Virginia vs Florida State on Mar 18, 2012.

E - Gagnani, R. (2); Gonzalez, J. (2); Compton, M. (1). DP - Seminoles 1. LOB - Cavaliers 7; Seminoles 5. 2B - King, J. (5); Fisher, D. (3); Johnson, S. (1); Boyd, J. (8); McGee, S. (5). HBP - Taylor, C.; Travis, D.. SH - Werman, K. (10). SF - Travis, D. (1). SB - Shifflett, M. (4).

Fielding statistics for Virginia and Florida State on Mar 18, 2012.

2012 Florida State Baseball
Virginia at #4 Florida State
Mar 19, 2012 at Tallahassee, FL (Dick Howser)

Box score for Virginia 5 (11-8-1,2-4 ACC) vs Florida State 7 (17-2,6-0 ACC) on Mar 19, 2012. Includes player stats for Taylor, C. ss., Gagnani, R. lf., Bruno, S. 3b., etc.

Score by Innings table for Virginia vs Florida State on Mar 19, 2012.

E - Gagnani, R. (3); McGee, S. (3); Gonzalez, J. (3). DP - Cavaliers 3. LOB - Cavaliers 11; Seminoles 6. 2B - King, J. (6); Shifflett, M. (1); Johnson, S. (2); Travis, D. (9); Ramsey, J. (3); Boyd, J. (9); Brizuela, J. (3). HBP - Gonzalez, J.. SF - Brizuela, J. (2). SB - King, J. (8); Gonzalez, J. (4). CS - Gagnani, R. (1); King, J. (4). Reached on CI - Papi, M..

Fielding statistics for Virginia and Florida State on Mar 19, 2012.

2012 Florida State Baseball
#15 Stetson at #4 Florida State
Mar 20, 2012 at Tallahassee, FL (Dick Howser)

Box score for Stetson 8 (15-5) vs Florida State 17 (18-2) on Mar 20, 2012. Includes player stats for Theisen cf., Crews 2b., Kimmel c., etc.

Score by Innings table for Stetson vs Florida State on Mar 20, 2012.

E - Crews (4); Kimmel (4); Gonzalez, J. (4); Sitz, S. (2). DP - Hatters 2; Seminoles 2. LOB - Hatters 9; Seminoles 14. 2B - Brennan (6); Jones (3); Johnson, S. 2 (4); Travis, D. 2 (11); Miller, S. 2 (4). HR - Ramsey, J. (6); Miller, S. (2). HBP - Boyd, J.; McGee, S. 2; Spradling, S. SB - Johnson, S. (2); Travis, D. (3); Nogowski, J. (1). CS - Jones (4).

Fielding statistics for Stetson and Florida State on Mar 20, 2012.



50 NCAA REGIONAL APPEARANCES ~ 21 COLLEGE WORLD SERIES APPEARANCES

2012 BOX SCORES

2012 Florida State Baseball
#15 Stetson at #4 Florida State
Mar 21, 2012 at Tallahassee, FL (Dick Howser)

Stetson 1 (15-6) Florida State 9 (19-2)
Player AB R H BI
Theisen cf. 3 0 0 1
Crews 2b. 4 0 1 0
Kimmel c. 4 0 2 0
Carhart 3b. 4 0 1 0
Lashley lb. 4 0 0 0
Brennan rf. 1 0 0 0
Rasmussen rf. 2 0 0 0
Jones ss. 3 0 0 0
Tr Blackman dh. 3 1 0 0
Bruce lf. 2 0 0 0
McCormick ph. 0 0 0 0
Lindheim ph. 1 0 0 0
Ta Blackman lf. 0 0 0 0
Powers p. 0 0 0 0
Dye p. 0 0 0 0
Griffin p. 0 0 0 0
Dorsey p. 0 0 0 0
Powell p. 0 0 0 0
Totals 31 1 4 1

Score by Innings R H E
Stetson 000 000 010 - 1 4 3
Florida State 003 150 00X - 9 12 3

E - Brennan 2(2); Powers(1); Holland, J.(1); Alfonzo, G. 2(2). DP - Seminoles 1. LOB - Hatters 5; Seminoles 7. 2B - Ramsey, J.(4); Gonzalez, J.(7); Delph, J.(2). 3B - Miller, S.(2). HR - Travis, D.(1). SH - Delph, J.(2). SF - Theisen(2); Travis, D.(2); Ramsey, J.(1); Miller, S.(1). SB - Ramsey, J.(2); Boyd, J.(3); Brizuela, J.(2).

Stetson IP H R ER BB SO WP BK HP IBB AB BF FO GO NP
Powers L,1-1 4.0 7 6 4 1 1 0 0 0 0 16 21 7 4 84
Dye 0.1 3 3 3 0 0 0 0 0 0 4 4 1 0 18
Griffin 0.2 1 0 0 1 0 0 0 0 0 3 4 1 1 14
Dorsey 2.0 1 0 0 1 3 0 0 0 0 7 8 2 1 32
Powell 1.0 0 0 0 0 2 0 0 0 0 3 3 1 0 9

Florida State IP H R ER BB SO WP BK HP IBB AB BF FO GO NP
Luke Weaver W,1-0 7.0 4 1 0 1 4 0 0 0 0 25 26 10 6 86
Bryant Holtmann 1.0 0 0 0 0 0 0 0 0 0 3 4 3 0 11
Mack Waugh 1.0 0 0 0 0 2 0 0 0 0 3 3 0 1 10

2012 Florida State Baseball
#6 Florida State at Wake Forest
Mar 23, 2012 at Winston-Salem, N.C. (WF Baseball Park)

Florida State 5 (20-2,7-0 ACC) Wake Forest 4 (16-8,3-4 ACC)
Player AB R H BI
Sherman Johnson 3b. 5 0 1 0
Devon Travis 2b. 3 1 0 0
James Ramsey cf. 3 1 1 2
Jayce Boyd lb. 5 0 0 0
Stephen McGee c. 3 1 1 0
Justin Gonzalez ss. 4 0 0 0
Stephen Spradling dh. 1 1 0 0
Josh Delph ph/dh. 1 1 0 0
Seth Miller rf. 5 0 1 2
Jose Brizuela lf. 5 0 1 1
Brandon Leibrandt p. 0 0 0 0
Hunter Scantling p. 0 0 0 0
Gage Smith p. 0 0 0 0
Brian Busch p. 0 0 0 0
Robert Benincasa p. 0 0 0 0
Totals 35 5 5 5

Score by Innings R H E
Florida State 000 022 000 01 - 5 5 1
Wake Forest 000 112 000 00 - 4 9 0

E - Gonzalez, J.(5). DP - Florida St. 1. LOB - Florida St. 7; Wake Forest 12. 2B - McGee, S.(6); Brizuela, J.(4). HR - Ramsey, J.(7); Williamson, M(2)(7). HBP - Spradling, S; Armour, B.. SH - Gonzalez, J.(1). SB - Delph, J.(1). CS - McGee, S.(2); Keniry, C.(1).

Florida State IP H R ER BB SO WP BK HP IBB AB BF FO GO NP
Brandon Leibrandt 4.2 4 2 1 2 3 0 0 0 0 18 20 6 4 68
Hunter Scantling 0.2 1 2 2 1 0 1 0 0 0 2 3 1 0 14
Gage Smith 2.1 1 0 0 0 3 1 1 0 1 1 8 12 2 4 44
Brian Busch 1.2 3 0 0 0 3 0 0 0 0 8 8 2 0 34
Robert Benincasa W,1-0 1.2 0 0 0 1 3 0 0 0 0 5 6 1 1 25

Wake Forest IP H R ER BB SO WP BK HP IBB AB BF FO GO NP
Cooney, T. 5.2 4 4 4 4 3 0 0 1 0 18 24 3 9 108
Fischer, J. 4.0 0 0 0 3 4 0 0 0 0 12 15 6 2 63
Dimock, M. L,0-2 1.1 1 1 1 1 0 0 0 0 0 5 6 4 0 23

2012 Florida State Baseball
#6 Florida State at Wake Forest
Mar 24, 2012 at Winston-Salem, N.C. (WF Baseball Park)

Florida State 3 (21-2,8-0 ACC) Wake Forest 2 (16-9,3-5 ACC)
Player AB R H BI
Sherman Johnson 3b. 2 0 0 0
Devon Travis 2b. 4 0 0 0
James Ramsey cf. 4 1 1 1
Jayce Boyd lb. 4 0 2 0
Stephen McGee c. 3 1 1 0
Justin Gonzalez ss. 4 1 1 2
Seth Miller rf. 2 0 0 0
Josh Delph dh. 2 0 0 0
Stephen Spradling ph/dh. 2 0 1 0
Jose Brizuela lf. 3 0 1 0
Mike Compton p. 0 0 0 0
Kyle Bird p. 0 0 0 0
Bryant Holtmann p. 0 0 0 0
Robert Benincasa p. 0 0 0 0
Totals 30 3 7 3

Score by Innings R H E
Florida State 100 200 000 - 3 7 1
Wake Forest 020 000 000 - 2 10 0

E - Compton, M.(2). DP - Wake Forest 3. LOB - Florida St. 6; Wake Forest 9. HR - Ramsey, J.(8); Gonzalez, J.(1); Lopez, C.(7); Morgan, C.(2). CS - Johnson, S.(1); Keniry, C.(2).

Florida State IP H R ER BB SO WP BK HP IBB AB BF FO GO NP
Mike Compton W,5-0 5.0 6 2 2 2 2 0 0 0 0 20 22 4 8 99
Kyle Bird 1.2 2 0 0 0 3 0 0 0 0 7 7 1 1 26
Bryant Holtmann 1.1 0 0 0 0 1 0 0 0 0 4 4 0 3 13
Robert Benincasa S,8 1.0 2 0 0 0 3 0 0 0 0 5 5 0 0 19

Wake Forest IP H R ER BB SO WP BK HP IBB AB BF FO GO NP
Van Grouw, J L,1-2 5.2 5 3 3 4 6 0 0 0 0 20 24 6 3 91
McLeod, J. 2.1 1 0 0 1 2 0 0 0 0 6 7 3 0 31
Jones, N. 1.0 1 0 0 1 0 0 0 0 0 4 5 1 2 14

2012 Florida State Baseball
#6 Florida State at Wake Forest
Mar 25, 2012 at Winston-Salem, N.C. (WF Baseball Park)

Florida State 5 (21-3,8-1 ACC) Wake Forest 7 (17-9,4-5 ACC)
Player AB R H BI
Sherman Johnson 3b. 3 1 1 1
Devon Travis 2b. 1 0 0 0
John Holland 2b. 4 0 0 0
James Ramsey cf. 4 2 2 1
Jayce Boyd lb. 3 1 1 1
Stephen McGee c. 3 0 0 0
Justin Gonzalez ss. 5 0 0 1
Seth Miller rf. 3 0 0 0
Stephen Spradling dh. 2 0 0 0
John Nogowski ph/dh. 3 0 2 1
Giovanny Alfonzo pr. 0 1 0 0
Jose Brizuela lf. 3 0 1 0
Peter Miller p. 0 0 0 0
Brandon Johnson p. 0 0 0 0
Mack Waugh p. 0 0 0 0
Brian Busch p. 0 0 0 0
Hunter Scantling p. 0 0 0 0
Totals 34 5 7 5

Score by Innings R H E
Florida State 000 010 211 - 5 7 1
Wake Forest 012 121 00X - 7 9 1

E - McGee, S.(4); Lopez, C.(2). LOB - Florida St. 15; Wake Forest 7. 2B - Ramsey, J.(5); Blair, P.(11). HR - Ramsey, J.(9); Williamson, M(8); Lopez, C.(8). HBP - Stephens, E.; Rhine, M.. SF - Boyd, J.(3). SB - Stephens, E.(4); Blair, P. 2(9); Rhine, M.(2).

Florida State IP H R ER BB SO WP BK HP IBB AB BF FO GO NP
Peter Miller L,3-1 2.2 5 3 3 1 3 0 0 1 0 13 15 3 2 59
Brandon Johnson 1.0 0 1 1 0 0 0 0 0 1 0 3 4 2 1 13
Mack Waugh 1.2 3 3 1 2 2 0 0 0 0 8 10 1 2 42
Brian Busch 1.2 1 0 0 0 3 0 0 0 0 6 6 1 1 21
Hunter Scantling 1.0 0 0 0 0 2 0 0 0 0 3 3 0 1 14

Wake Forest IP H R ER BB SO WP BK HP IBB AB BF FO GO NP
Holmes, B. W,5-0 5.0 2 1 1 6 8 1 0 0 0 18 24 5 2 109
Willson, C. 1.0 0 1 1 3 0 0 0 0 0 3 6 1 2 28
Jones, N. 0.2 2 1 0 1 1 0 0 0 0 4 5 0 1 23
Spezial, N. 0.2 1 1 1 1 2 0 0 0 0 3 4 0 0 20
Dimock, M. S,7 1.2 2 1 1 1 1 0 0 0 0 6 8 2 2 27



17 CONFERENCE CHAMPIONSHIPS ~ 6 STRAIGHT ACC ATLANTIC DIVISION TITLES

2012 BOX SCORES

2012 Florida State Baseball
#4 Florida State vs #1 Florida
Mar 27, 2012 at Jacksonville, FL (Baseball Grounds)

2012 Florida State Baseball
Virginia Tech at #4 Florida State
Mar 31, 2012 at Tallahassee, FL (Dick Howser)

Box score for Florida State 1 (21-4) vs Florida 4 (23-2). Includes player stats for Sherman Johnson, Devon Travis, James Ramsey, etc.

Score by Innings for Florida State vs Florida. R H E: Florida State 000 100 000 - 1 5 1; Florida 000 003 01X - 4 6 1

E - Boyd, J. (2); Fontana (3). DP - Gators 2. LOB - Seminoles 5; Gators 8. 2B - Johnson, S. (5). 3B - D. Pigott (1); Turgeon (1). SB - Travis, D. (4); Boyd, J. (4). CS - Brizuela, J. (1).

Florida State batting stats: IP H R ER BB SO WP BK HP IBB AB BF FO GO NP. Includes Scott Sitz, Brian Busch, Hunter Scantling, etc.

Florida pitching stats: IP H R ER BB SO WP BK HP IBB AB BF FO GO NP. Includes Larson, Gibson, Magliozzi, Rodriguez, Maddox.

2012 Florida State Baseball
Virginia Tech at #4 Florida State
Mar 30, 2012 at Tallahassee, FL (Dick Howser)

2012 Florida State Baseball
Virginia Tech at #4 Florida State
Apr 01, 2012 at Tallahassee, FL (Dick Howser)

Box score for Virginia Tech 2 (18-10,2-8 ACC) vs Florida State 5 (22-4,9-1 ACC). Includes player stats for Zagunis, Perez, Pinder, etc.

Score by Innings for Virginia Tech vs Florida State. R H E: Virginia Tech 000 000 011 - 2 8 0; Florida State 102 000 11X - 5 13 4

E - Travis, D. (3); McGee, S. (5); Gonzalez, J. (6); Leibbrandt, B. (1). DP - Seminoles 1. LOB - Hokies 10; Seminoles 10. 2B - Morales, J. (8); Travis, D. (12); Ramsey, J. (6); Boyd, J. (10); Gonzalez, J. (8). HBP - Morales, J. SH - Perez, A. (5); Wernicki, K. (1); Travis, D. (1); Ramsey, J. (2). SF - Ramsey, J. (2). SB - Keselica, S. (1).

Virginia Tech batting stats: IP H R ER BB SO WP BK HP IBB AB BF FO GO NP. Includes Mantipty, Labitan, Campbell, McIntyre.

Florida State pitching stats: IP H R ER BB SO WP BK HP IBB AB BF FO GO NP. Includes Brandon Leibbrandt, Gage Smith, Robert Benincasa.

Box score for Virginia Tech 1 (18-11,2-9 ACC) vs Florida State 2 (23-4,10-1 ACC). Includes player stats for Zagunis, Perez, Pinder, etc.

Score by Innings for Virginia Tech vs Florida State. R H E: Virginia Tech 000 010 000 - 1 6 1; Florida State 000 200 00X - 2 3 0

E - Hayden, B. (3). DP - Hokies 3; Seminoles 1. LOB - Hokies 3; Seminoles 1. 2B - Hayden, B. (2); Travis, D. (13). HR - Horan, T. (7). HBP - McGee, S. SH - Perez, A. (6). SF - McGee, S. (2). SB - Zagunis, M. (9); Brizuela, J. (3). CS - Zagunis, M. (3); Ramsey, J. (3); McGee, S. (3).

Virginia Tech pitching stats: IP H R ER BB SO WP BK HP IBB AB BF FO GO NP. Includes Zecchino, Labitan.

Florida State batting stats: IP H R ER BB SO WP BK HP IBB AB BF FO GO NP. Includes Mike Compton, Bryant Holtmann, Robert Benincasa.

Box score for Virginia Tech 4 (18-12,2-10 ACC) vs Florida State 11 (24-4,11-1 ACC). Includes player stats for Perez, Zagunis, Pinder, etc.

Score by Innings for Virginia Tech vs Florida State. R H E: Virginia Tech 001 101 100 - 4 7 1; Florida State 604 100 00X - 11 14 1

E - Morales, J. (7); Gonzalez, J. (7). DP - Hokies 3. LOB - Hokies 10; Seminoles 11. 2B - Gonzalez, J. (9); Miller, S. (5); Holland, J. (2); Brizuela, J. (5). 3B - Ramsey, J. (4). HR - Pinder, C. (2); Gonzalez, J. (2). HBP - Morales, J.

Virginia Tech batting stats: IP H R ER BB SO WP BK HP IBB AB BF FO GO NP. Includes Aizenstadt, Scoggin, Campbell, McIntyre, Joyce, Keselica.

Florida State pitching stats: IP H R ER BB SO WP BK HP IBB AB BF FO GO NP. Includes Peter Miller, Hunter Scantling, Brian Busch, Kyle Bird, Mack Waugh.





50 NCAA REGIONAL APPEARANCES ~ 21 COLLEGE WORLD SERIES APPEARANCES

2012 BOX SCORES

2012 Florida State Baseball
Florida Gulf Coast at #2 Florida State
Apr 04, 2012 at Tallahassee, FL (Dick Howser)

Box score for Florida Gulf Coast 5 (11-18) vs Florida State 1 (22-5). Includes player stats for GEBHART, SUCHY, VALENCIA, etc.

Score by Innings table for Florida Gulf Coast vs Florida State.

DP - Eagles 2. LOB - Eagles 6; Seminoles 8. 2B - DWYER(4); Boyd, J.(11). HBP - GEBHART; McGee, S.; Gonzalez, J.. SH - ANDERSON(2). SF - ANDERSON(3). CS - Gonzalez, J.(1).

Florida Gulf Coast batting stats table with columns IP, H, R, ER, BB, SO, WP, BK, HP, IBB, AB, BF, FO, GO, NP.

Florida State batting stats table with columns IP, H, R, ER, BB, SO, WP, BK, HP, IBB, AB, BF, FO, GO, NP.

2012 Florida State Baseball
#2 Florida State at #23 Georgia Tech
Apr 06, 2012 at Atlanta, Ga. (Chandler Stadium)

Box score for Florida State 2 (25-5,12-1 ACC) vs Georgia Tech 1 (19-12,6-7 ACC). Includes player stats for Sherman Johnson, Wren, Thomas, etc.

Score by Innings table for Florida State vs Georgia Tech.

DP - Florida St. 1. LOB - Florida St. 11; Georgia Tech 4. 2B - Thomas, B(12). HBP - McGee, S.; Gonzalez, J.. SB - Palka, D(5).

Florida State batting stats table with columns IP, H, R, ER, BB, SO, WP, BK, HP, IBB, AB, BF, FO, GO, NP.

Georgia Tech batting stats table with columns IP, H, R, ER, BB, SO, WP, BK, HP, IBB, AB, BF, FO, GO, NP.

2012 Florida State Baseball
#2 Florida State at #23 Georgia Tech
Apr 07, 2012 at Atlanta, Ga. (Chandler Stadium)

Box score for Florida State 12 (26-5,13-1 ACC) vs Georgia Tech 7 (19-13,6-8 ACC). Includes player stats for Sherman Johnson, Wren, Thomas, etc.

Score by Innings table for Florida State vs Georgia Tech.

E - Johnson, S. 2(5); Gonzalez, J.(8); Waugh, M.. DP - Florida St. 4; Georgia Tech 4. LOB - Florida St. 8; Georgia Tech 11. 2B - Brizuela, J.(6). 3B - Wren, K(4); Thomas, B(4); Kronenfeld,P(1). HR - Travis, D.(2); Brizuela, J.(2); Nogowski, J.(2). HBP - Gonzalez, J.; Delph, J.; Spradling, S; Thomas, B; Davies, J. 2. SB - McGee, S.(2); Brizuela, J.(4); Wren, K(9). CS - Thomas, B(2); Smelter, D(1).

Florida State batting stats table with columns IP, H, R, ER, BB, SO, WP, BK, HP, IBB, AB, BF, FO, GO, NP.

Georgia Tech batting stats table with columns IP, H, R, ER, BB, SO, WP, BK, HP, IBB, AB, BF, FO, GO, NP.

2012 Florida State Baseball
#2 Florida State at #23 Georgia Tech
Apr 08, 2012 at Atlanta, Ga. (Chandler Stadium)

Box score for Florida State 8 (27-5,14-1 ACC) vs Georgia Tech 4 (19-14,6-9 ACC). Includes player stats for Sherman Johnson, Wren, Thomas, etc.

Score by Innings table for Florida State vs Georgia Tech.

E - Gonzalez, J.(9); Thomas, B(3); Smith, T(2). LOB - Florida St. 11; Georgia Tech 6. 2B - Travis, D.(14); McGee, S. 2(8); Delph, J.(3); Davies, J(6). HBP - Spradling, S. SB - Ramsey, J. 2(4); Wren, K(10). CS - Travis, D.(1).

Florida State batting stats table with columns IP, H, R, ER, BB, SO, WP, BK, HP, IBB, AB, BF, FO, GO, NP.

Georgia Tech batting stats table with columns IP, H, R, ER, BB, SO, WP, BK, HP, IBB, AB, BF, FO, GO, NP.



17 CONFERENCE CHAMPIONSHIPS ~ 6 STRAIGHT ACC ATLANTIC DIVISION TITLES

2012 BOX SCORES

2012 Florida State Baseball #4 Florida at #1 Florida State Apr 10, 2012 at Tallahassee, FL (Dick Howser)

Box score for Florida 6 (26-7) vs Florida State 3 (27-6). Includes player stats for D. Pigott, Turgeon, Zunino, etc.

Score by Innings table for Florida vs Florida State.

E - Zunino(2); Boyd, J.(3). LOB - Gators 10; Seminoles 5. 2B - Zunino(13); Travis, D.(15). HR - Zunino(10); Johnson(3); Fontana(7); Travis, D.(3). SH - Dent 2(5). SF - McGee, S.(3). SB - Travis, D.(5); Ramsey, J.(5). CS - D. Pigott(2).

Florida State pitching stats table including Johnson, Harris, Rodriguez, Maddox, Scott Sitz, Kyle Bird, Brian Busch, Luke Weaver, Robert Benincasa.

2012 Florida State Baseball #1 Florida State at Boston College Apr 13, 2012 at Chestnut Hill, Mass. (Shea Field)

Box score for Florida State 6 (28-6,15-1 ACC) vs Boston College 5 (13-21,4-12 ACC). Includes player stats for Sherman Johnson, Devon Travis, James Ramsey, etc.

Score by Innings table for Florida State vs Boston College.

E - Melchionda(10). DP - FS 1; BC 1. LOB - FS 10; BC 9. 2B - Boyd, J.(12); Miller, S.(6); Delph, J.(4); Payne(5). HR - Bourdon(7). HBP - Miller, S.; Gonzalez, J.. SB - Boyd, J.(5); Gonzalez, J. 3(7). CS - McGovern(2).

Florida State pitching stats table including Brandon Leibrandt, Brian Busch, Gage Smith, Robert Benincasa, Stevens, Gorman, Bayuk.

2012 Florida State Baseball #1 Florida State at Boston College Apr 14, 2012 at Chestnut Hill, Mass. (Shea Field)

Box score for Florida State 6 (29-6,16-1 ACC) vs Boston College 3 (13-22,4-13 ACC). Includes player stats for Sherman Johnson, Devon Travis, James Ramsey, etc.

Score by Innings table for Florida State vs Boston College.

E - Butera(11); Bourdon(3); Gordon(1). DP - FS 1; BC 1. LOB - FS 8; BC 5. 2B - Johnson, S. 2(7); Boyd, J.(13); Brizuela, J.(7); Perdios(4). HBP - Miller, S.; Gonzalez, J.. SH - Brizuela, J.(2). SB - Travis, D.(6); Gonzalez, J.(8); Perdios(3). CS - Gonzalez, J.(2).

Florida State pitching stats table including Mike Compton, Hunter Scantling, Brian Busch, Gage Smith, Kyle Bird, Robert Benincasa.

2012 Florida State Baseball #1 Florida State at Boston College Apr 15, 2012 at Chestnut Hill, Mass. (Shea Field)

Box score for Florida State 6 (29-7,16-2 ACC) vs Boston College 17 (14-22,5-13 ACC). Includes player stats for Sherman Johnson, Devon Travis, James Ramsey, etc.

Score by Innings table for Florida State vs Boston College.

E - Gonzalez, J.(10); Holtmann, B.(1). DP - FS 1. LOB - FS 13; BC 11. 2B - Ramsey, J.(7); Boyd, J.(14); Delph, J.(5); Bourdon 2(14); Melchionda(11). HR - Bourdon(8); Melchionda(5). HBP - Gonzalez, J.; Nogowski, J.; Perdios; Hinchliffe. CS - Delph, J.(1); Moir(1).

Florida State pitching stats table including Peter Miller, Mack Waugh, Luke Weaver, Bryant Holtmann, Brian Busch, Gage Smith, Brandon Johnson.



50 NCAA REGIONAL APPEARANCES ~ 21 COLLEGE WORLD SERIES APPEARANCES

2012 BOX SCORES

2012 Florida State Baseball
North Georgia at #1 Florida State
Apr 18, 2012 at Tallahassee, FL (Dick Howser)

Box score for North Georgia vs Florida State 6 (30-7). Includes player stats for AB, R, H, BI and totals for both teams.

Score by Innings table for North Georgia vs Florida State 6 (30-7).

E - E. Spivey(6); Alfonzo, G.(3). DP - Saints 2; Seminoles 2. LOB - Saints 1; Seminoles 5. 2B - Travis, D.(16); Spradling, S(1). 3B - Ramsey, J.(5). HR - Gonzalez, J.(3). HBP - McGee, S.. SF - McGee, S.(4); Nogowski, J.(1). SB - Gonzalez, J.(9). CS - D. Hooper(3); Brizuela, J. 2(3).

North Georgia batting stats table with columns for IP, H, R, ER, BB, SO, WP, BK, HP, IBB, AB, BF, FO, GO, NP.

Florida State batting stats table with columns for IP, H, R, ER, BB, SO, WP, BK, HP, IBB, AB, BF, FO, GO, NP.

2012 Florida State Baseball
#18 Miami at #1 Florida State
Apr 20, 2012 at Tallahassee, FL (Dick Howser)

Box score for Miami 2 (26-12,12-7 ACC) vs Florida State 11 (31-7,17-2 ACC). Includes player stats and totals.

Score by Innings table for Miami vs Florida State 11.

E - Mack, C(2); Kennedy, G(3); McGee, S. 2(7). DP - Hurricanes 1; Seminoles 2. LOB - Hurricanes 6; Seminoles 6. 2B - Palmer, T(6); Carey, D(6); Tregalio, E(8); Johnson, S. 3(10); Boyd, J.(15); Holland, J.(3). HR - Gonzalez, J. 2(5). HBP - Miller, S.. SH - Carey, D(12). SF - Mack, C(1); Brizuela, J.(3). SB - Boyd, J.(6); Brizuela, J.(5). Reached on CI - Fieger, B; Boyd, J..

Miami batting stats table with columns for IP, H, R, ER, BB, SO, WP, BK, HP, IBB, AB, BF, FO, GO, NP.

Florida State batting stats table with columns for IP, H, R, ER, BB, SO, WP, BK, HP, IBB, AB, BF, FO, GO, NP.

2012 Florida State Baseball
#18 Miami at #1 Florida State
Apr 21, 2012 at Tallahassee, FL (Dick Howser)

Box score for Miami 1 (26-13,12-8 ACC) vs Florida State 6 (32-7,18-2 ACC). Includes player stats and totals.

Score by Innings table for Miami vs Florida State 6.

E - Fieger, B(8); Carey, D(2); Broad, M(8); Tregalio, E(10). DP - Seminoles 2. LOB - Hurricanes 5; Seminoles 11. 2B - Holland, J.(4). HBP - Ramsey, J.. SH - Brizuela, J.(3). SF - Mack, C(2); Johnson, S.(3); Miller, S.(2). SB - Perez, S(8); Rodriguez, R(5); Carey, D(3); Johnson, S.(3); Miller, S.(4).

Miami batting stats table with columns for IP, H, R, ER, BB, SO, WP, BK, HP, IBB, AB, BF, FO, GO, NP.

Florida State batting stats table with columns for IP, H, R, ER, BB, SO, WP, BK, HP, IBB, AB, BF, FO, GO, NP.

2012 Florida State Baseball
#18 Miami at #1 Florida State
Apr 22, 2012 at Tallahassee, FL (Dick Howser)

Box score for Miami 7 (26-14,12-9 ACC) vs Florida State 8 (33-7,19-2 ACC). Includes player stats and totals.

Score by Innings table for Miami vs Florida State 8.

Note: 1 out, 2 runners LOB when the game ended.

DP - Seminoles 2. LOB - Hurricanes 8; Seminoles 10. 2B - Palmer, T(7); Carey, D 2(8); Boyd, J.(16); Holland, J. 2(6). HR - Broad, M(2). HBP - McGee, S.; Miller, S.. SH - Kennedy, G(5); Brizuela, J.(4). SB - Alfonzo, G.(1).

Miami batting stats table with columns for IP, H, R, ER, BB, SO, WP, BK, HP, IBB, AB, BF, FO, GO, NP.

Florida State batting stats table with columns for IP, H, R, ER, BB, SO, WP, BK, HP, IBB, AB, BF, FO, GO, NP.



17 CONFERENCE CHAMPIONSHIPS ~ 6 STRAIGHT ACC ATLANTIC DIVISION TITLES

2012 BOX SCORES

2012 Florida State Baseball
Rhode Island at #1 Florida State
Apr 27, 2012 at Tallahassee, FL (Dick Howser)

Box score for Rhode Island 6 (26-17) vs Florida State 17 (34-7). Includes player stats for Famiglietti, Roy, Cammans, Adams, Fortunato, Annarummo, Muller, Haverstick, Caputo, Pickering, Sterner, Warren, and Ferri.

Score by Innings table for Rhode Island vs Florida State.

E - Adams(3); Caputo(10); Alfonzo, G. 2(5); Brizuela, J. (2). DP - Rams 1. LOB - Rams 9; Seminoles 8. 2B - Famiglietti(5); Roy(11); Ramsey, J. (8); Boyd, J. (17). 3B - Ramsey, J. (6). HR - Travis, D. (4); Boyd, J. (3). HBP - Johnson, S.; Holland, J.; Miller, S.. SH - Delph, J. (3). SB - Cammans(17); Johnson, S. (4); Alfonzo, G. (2); Brizuela, J. (6).

Fielding statistics for Rhode Island and Florida State, including IP, H, R, ER, BB, SO, WP, BK, HP, IBB, AB, BF, FO, GO, NP.

2012 Florida State Baseball
Rhode Island at #1 Florida State
Apr 28, 2012 at Tallahassee, FL (Dick Howser)

Box score for Rhode Island 0 (26-18) vs Florida State 2 (35-7). Includes player stats for Roy, Famiglietti, Cammans, Adams, Quinn, Fortunato, Landi, Haverstick, Caputo, Narodowy, and Bradstreet.

Score by Innings table for Rhode Island vs Florida State.

E - Boyd, J. (4). DP - Rams 2; Seminoles 2. LOB - Rams 5; Seminoles 9. 2B - Delph, J. (6). HBP - Landi; Ramsey, J. 2; McGee, S.; Spradling, S.; Delph, J. 2. SH - McGee, S. (2). SF - Boyd, J. (4). SB - Boyd, J. (7). CS - Landi (2).

Fielding statistics for Rhode Island and Florida State.

2012 Florida State Baseball
Rhode Island at #1 Florida State
Apr 29, 2012 at Tallahassee, FL (Dick Howser)

Box score for Rhode Island 5 (26-19) vs Florida State 6 (36-7). Includes player stats for Roy, Famiglietti, Cammans, Adams, Quinn, Richards, Fortunato, Annarummo, Haverstick, Caputo, Furney, and Pisani.

Score by Innings table for Rhode Island vs Florida State.

Note: 2 outs, 2 runners LOB when the game ended.

E - Fortunato(5); Caputo(11); Travis, D. (4). DP - Rams 2; Seminoles 1. LOB - Rams 10; Seminoles 8. 2B - Quinn(9); Boyd, J. (18); Delph, J. (7); Brizuela, J. (8). HR - Cammans(1). HBP - Cammans; Caputo; Ramsey, J.; Miller, S.. SH - Brizuela, J. (5). SF - Famiglietti(2). SB - Caputo(7); Travis, D. (7); Ramsey, J. (6). CS - Roy(4).

Fielding statistics for Rhode Island and Florida State.

2012 Florida State Baseball
#1 Florida State at Jacksonville
May 02, 2012 at Jacksonville, FL (John Sessions)

Box score for Florida State 3 (37-7) vs Jacksonville 0 (14-32). Includes player stats for Sherman Johnson, Devon Travis, James Ramsey, Jayce Boyd, Stephen McGee, Josh Delph, Justin Gonzalez, Seth Miller, John Holland, Gage Smith, Giovanny Alfonzo, Robert Benincasa, Jose Brizuela, Brian Busch, Kyle Bird, and Bryant Holtmann.

Score by Innings table for Florida State vs Jacksonville.

E - ANDERSON, C. (2); FRANK, M. (9). DP - Dolphins 2. LOB - Seminoles 8; Dolphins 6. 2B - Ramsey, J. (9); ANDERSON, C. (4); LOOSEN, E. (12). HBP - Johnson, S.; Delph, J.. SH - Alfonzo, G. (1). SB - Delph, J. (2); HOUCK, Z. (5). CS - McGee, S. (4).

Fielding statistics for Florida State and Jacksonville.



50 NCAA REGIONAL APPEARANCES ~ 21 COLLEGE WORLD SERIES APPEARANCES

2012 BOX SCORES

2012 Florida State Baseball
Maryland at #1 Florida State
May 05, 2012 at Tallahassee, FL (Dick Howser)

Box score for Maryland 3 (29-21,8-17 ACC) vs Florida State 10 (38-7,20-2 ACC) on May 05, 2012. Includes player stats and totals.

Score by Innings table for Maryland vs Florida State on May 05, 2012.

E - Rodriguez, A(7); Alfonso, G. (6). DP - Terrapins 1; Seminoles 1. LOB - Terrapins 7; Seminoles 9. 2B - Johnson, S. (11); Ramsey, J. (10); Nogowski, J. (4). HR - Johnson, S. (1); Travis, D. (5); Ramsey, J. (10); Gonzalez, J. (6). HBP - Amaro, A; Hagel, J; Nogowski, J. SF - Montville, M(3). SB - Bosse, M(2). CS - Convissar, K(4); Nogowski, J. (3).

Player statistics for Maryland and Florida State on May 05, 2012.

2012 Florida State Baseball
Maryland at #1 Florida State
May 06, 2012 at Tallahassee, FL (Dick Howser)

Box score for Maryland 2 (29-22,8-18 ACC) vs Florida State 9 (39-7,21-2 ACC) on May 06, 2012.

Score by Innings table for Maryland vs Florida State on May 06, 2012.

E - Hockaday, KJ(8); Gonzalez, J. (11). DP - Terrapins 2; Seminoles 1. LOB - Terrapins 9; Seminoles 9. 2B - Hagel, J(17); Delph, J. (8). HR - Gonzalez, J. (7). HBP - Hagel, J; Kiene, T; Holland, R; Bosse, M; Johnson, S.; Ramsey, J.; Nogowski, J.. SH - Cleary, J(7). SB - Rodriguez, A(14). CS - Hagel, J(4); Hockaday, KJ(3).

Player statistics for Maryland and Florida State on May 06, 2012.

2012 Florida State Baseball
Maryland at #1 Florida State
May 07, 2012 at Tallahassee, FL (Dick Howser)

Box score for Maryland 8 (30-22,9-18 ACC) vs Florida State 5 (39-8,21-3 ACC) on May 07, 2012.

Score by Innings table for Maryland vs Florida State on May 07, 2012.

E - Rodriguez, A(8); Cleary, J(4); Wacker, K(3); Boyd, J. (5); Gonzalez, J. (12). DP - Terrapins 1. LOB - Terrapins 8; Seminoles 7. 2B - Kiene, T 2(6); Convissar, K(10); Wacker, K(2); Travis, D. (17). HR - Johnson, S. (2). HBP - Spradling, S; Holland, J.. SH - Cleary, J(8); Convissar, K(3); Wacker, K(5). SF - Delp, T(2); McGee, S. (5). SB - Rodriguez, A(15); Gonzalez, J. (10). CS - Spradling, S(1).

Player statistics for Maryland and Florida State on May 07, 2012.

2012 Florida State Baseball
#1 Florida State at Stetson
May 08, 2012 at DeLand, FL (Melching Field)

Box score for Florida State 9 (40-8) vs Stetson 1 (30-18) on May 08, 2012.

Score by Innings table for Florida State vs Stetson on May 08, 2012.

E - Carhart(9); Jones(22). DP - Seminoles 1. LOB - Seminoles 7; Hatters 7. 2B - Carhart(13); Jones(11). 3B - Ta Blackman(2). HR - Ramsey, J. (11). HBP - Kimmel. SH - Alfonso, G. (2); Crews(10). SB - Ramsey, J. (7); Boyd, J. (8); Ta Blackman(3). CS - Ramsey, J. (4).

Player statistics for Florida State and Stetson on May 08, 2012.



17 CONFERENCE CHAMPIONSHIPS ~ 6 STRAIGHT ACC ATLANTIC DIVISION TITLES

2012 BOX SCORES

2012 Florida State Baseball
#1 Florida State at Stetson
May 09, 2012 at DeLand, FL (Melching Field)

Box score for Florida State 5 (40-9) vs Stetson 6 (31-18). Includes player stats for Sherman Johnson, Devon Travis, James Ramsey, Jayce Boyd, Stephen McGee, etc.

Score by Innings table for Florida State vs Stetson. Shows runs, hits, errors for each inning.

E - Boyd, J. 2(7); Gonzalez, J. 3(15); Benincasa, R(1); Kimmel(5); Carhart(10). LOB - Seninices 8; Hatters 13. 2B - Johnson, S.(12); Brizuela, J.(9); Crews(4); Brennan 2(13). HBP - Kimmel; Rasmussen. SF - Ramsey, J.(3); McGee, S.(6); Theisen(4).

Detailed box score for Florida State and Stetson. Columns include IP, H, R, ER, BB, SO, WP, BK, HP, IBB, AB, BF, FO, GO, NP.

2012 Florida State Baseball
#1 Florida State at Clemson
May 12, 2012 at Clemson, SC (Doug Kingsmore Stad.)

Box score for Florida State 2 (40-10,21-4 ACC) vs Clemson 7 (30-20,15-10 ACC). Includes player stats for Sherman Johnson, Devon Travis, James Ramsey, etc.

Score by Innings table for Florida State vs Clemson. Shows runs, hits, errors for each inning.

E - Gonzalez, J.(16); McGIBBON(6). DP - Clemson 1. LOB - Florida St. 14; Clemson 4. 2B - Boyd, J.(19); POHL(10); BAUM(3). HR - SHAFFER(10); S. KIEBOOM(3); FELDER(6). HBP - Johnson, S.; McGee, S.; Spradling, S. SF - WILKERSON(3). SF - McGee, S.(7). SB - Gonzalez, J. 2(12); SHAFFER(6). CS - SHAFFER(2).

Detailed box score for Florida State and Clemson. Columns include IP, H, R, ER, BB, SO, WP, BK, HP, IBB, AB, BF, FO, GO, NP.

2012 Florida State Baseball
#1 Florida State at Clemson (Game 1)
May 14, 2012 at Clemson, SC (Doug Kingsmore Stad.)

Box score for Florida State 7 (40-11,21-5 ACC) vs Clemson 9 (31-20,16-10 ACC). Includes player stats for Sherman Johnson, Giovanni Alfonzo, Devon Travis, etc.

Score by Innings table for Florida State vs Clemson. Shows runs, hits, errors for each inning.

E - McGee, S.(8); Holland, J.(2); SHAFFER(10). DP - Clemson 1. LOB - Florida St. 11; Clemson 11. 2B - Travis, D.(18); WILKERSON(12); SHAFFER(16); BAUM(4); S. KIEBOOM(7). 3B - BRITTLE(8). HBP - Ramsey, J.; Brizuela, J.; BRITTLE. SF - Boyd, J. 2(6). SB - WILKERSON(7); BRITTLE(9); SHAFFER(7); POHL(2); BAUM(5).

Detailed box score for Florida State and Clemson. Columns include IP, H, R, ER, BB, SO, WP, BK, HP, IBB, AB, BF, FO, GO, NP.

2012 Florida State Baseball
#1 Florida State at Clemson (Game 2)
May 14, 2012 at Clemson, SC (Doug Kingsmore Stad.)

Box score for Florida State 9 (41-11,22-5 ACC) vs Clemson 5 (31-21,16-11 ACC). Includes player stats for Sherman Johnson, Devon Travis, James Ramsey, etc.

Score by Innings table for Florida State vs Clemson. Shows runs, hits, errors for each inning.

E - SHAFFER(11). DP - Florida St. 1; Clemson 3. LOB - Florida St. 11; Clemson 8. 2B - Johnson, S. 2(14); Travis, D.(19); Nogowski, J.(5); FELDER(6); STOLZ(9). 3B - Brizuela, J.(2). HR - STOLZ(5). HBP - Boyd, J.. SF - Ramsey, J.(4); McGee, S.(8); POHL(5). SB - SLATON(6).

Detailed box score for Florida State and Clemson. Columns include IP, H, R, ER, BB, SO, WP, BK, HP, IBB, AB, BF, FO, GO, NP.



50 NCAA REGIONAL APPEARANCES ~ 21 COLLEGE WORLD SERIES APPEARANCES

2012 BOX SCORES

2012 Florida State Baseball
#13 NC State at #1 Florida State
May 17, 2012 at Tallahassee, FL (Dick Howser)

Box score table for May 17 game. Columns: Player, AB, R, H, BI. Rows include Turner 3b, Diaz ss, Canela c, Mathews dh, Senay lf, Fincher cf, Ciencin lb, Austin rf, Ratledge 2b, Rodon p, Wilkins p, and Totals.

Score by Innings table for May 17 game. Columns: R, H, E. Rows for NC State and Florida State.

E - Turner 2(13); Ratledge(3); Travis, D.(5); Gonzalez, J.(17). DP - Wolfpack 2; Seminole 2. LOB - Wolfpack 8; Seminole 9. 2B - Fincher(7); Boyd, J.(20); Brizuela, J.(10). HR - Mathews 2(13); Senay(5). HBP - Ciencin 2. SH - Ratledge(4). SB - Turner(52); Ratledge(3); Ramsey, J.(8).

Pitching stats table for May 17 game. Columns: IP, H, R, ER, BB, SO, WP, BK, HP, IBB, AB, BF, FO, GO, NP. Rows for NC State and Florida State pitchers.

2012 Florida State Baseball
#13 NC State at #1 Florida State
May 18, 2012 at Tallahassee, FL (Dick Howser)

Box score table for May 18 game. Columns: Player, AB, R, H, BI. Rows include Turner 3b, Diaz ss, Mathews rf, Canela dh, Adametz pr, Ciencin lb, Fincher cf, Senay lf, Austin c, Ratledge 2b, Giansi ph, Ogburn p, Orwig p, Overman p, and Totals.

Score by Innings table for May 18 game. Columns: R, H, E. Rows for NC State and Florida State.

E - Senay(5); Brizuela, J.(3). DP - Wolfpack 1; Seminole 1. LOB - Wolfpack 7; Seminole 8. 2B - Turner(8); Canela(16); Ratledge(8); Johnson, S.(15); Brizuela, J.(11). HBP - Ratledge; Johnson, S.. SF - Mathews(2); Ramsey, J. 2(6). SB - Turner 2(54); Ratledge(4). CS - Turner(4).

Pitching stats table for May 18 game. Columns: IP, H, R, ER, BB, SO, WP, BK, HP, IBB, AB, BF, FO, GO, NP. Rows for NC State and Florida State pitchers.

2012 Florida State Baseball
#13 NC State at #1 Florida State
May 19, 2012 at Tallahassee, FL (Dick Howser)

Box score table for May 19 game. Columns: Player, AB, R, H, BI. Rows include Turner 3b, Diaz ss, Canela dh, Mathews rf, Senay lf, Fincher cf, Ciencin lb, Austin c, Ratledge 2b, Bergquist 2b, Tzantzis p, Thomas p, Williams, V. p, Overman p, and Totals.

Score by Innings table for May 19 game. Columns: R, H, E. Rows for NC State and Florida State.

E - Senay(6); Austin(3); Ratledge(4); Thomas(1); Travis, D.(6). DP - Wolfpack 1; Seminole 2. LOB - Wolfpack 6; Seminole 14. 2B - Diaz(23); Travis, D.(20). HR - Mathews(14). HBP - McGee, S. 2. SF - Delph, J.(1). SB - Ramsey, J.(9).

Pitching stats table for May 19 game. Columns: IP, H, R, ER, BB, SO, WP, BK, HP, IBB, AB, BF, FO, GO, NP. Rows for NC State and Florida State pitchers.

Pitching stats table for May 19 game. Columns: IP, H, R, ER, BB, SO, WP, BK, HP, IBB, AB, BF, FO, GO, NP. Rows for Florida State pitchers.

2012 Florida State Baseball
Georgia Tech vs #1 Florida State
May 23, 2012 at Greensboro, NC (NewBridge Bank Park)

Box score table for May 23 game. Columns: Player, AB, R, H, BI. Rows include Wren, K cf, Dove, S 3b, Thomas, B lf, Davies, J lb, Palka, D rf, Evans, Z c, Hyde, M ss, Spignola, D dh, Smith, T 2b, Farmer, B p, Cruz, A p, and Totals.

Score by Innings table for May 23 game. Columns: R, H, E. Rows for Georgia Tech and Florida State.

E - Palka, D(4). DP - GT 1. LOB - GT 5; FS 9. 2B - Hyde, M(11). HR - Davies, J 2(11); Ramsey, J.(12). HBP - Brizuela, J.. SH - Wren, K(5). SF - Ramsey, J.(7). SB - Gonzalez, J.(13).

Pitching stats table for May 23 game. Columns: IP, H, R, ER, BB, SO, WP, BK, HP, IBB, AB, BF, FO, GO, NP. Rows for Georgia Tech and Florida State pitchers.

Pitching stats table for May 23 game. Columns: IP, H, R, ER, BB, SO, WP, BK, HP, IBB, AB, BF, FO, GO, NP. Rows for Florida State pitchers.



17 CONFERENCE CHAMPIONSHIPS ~ 6 STRAIGHT ACC ATLANTIC DIVISION TITLES

2012 BOX SCORES

2012 Florida State Baseball
#1 Florida State vs Clemson
May 25, 2012 at Greensboro, NC (NewBridge Bank Park)

Box score table for Florida State 7 (43-14) vs Clemson 9 (33-25). Includes player stats for Sherman Johnson, Devon Travis, James Ramsey, etc.

Score by Innings table for Florida State vs Clemson. Shows runs, hits, errors per inning.

Note: 1 out, 0 runners LOB when the game ended.

E - Travis, D. (7); Gonzalez, J. (18). LOB - FS 10; CU 8. 2B - Travis, D. (21); BRITTLE (8); SHAFFER (19); POHL (11); MCGIBBON (6). HR - Gonzalez, J. (8); MCGIBBON (5). SH - McGee, S. (3). SB - WILKERSON (10); STOLZ (5). CS - Brizuela, J. (4).

Detailed box score table for Florida State vs Clemson, including pitcher stats like LEONE, BRADY, HASELDEN, and ANDREWS.

2012 Florida State Baseball
#1 Florida State vs #17 Virginia
May 26, 2012 at Greensboro, NC (NewBridge Bank Park)

Box score table for Florida State 0 (43-15) vs Virginia 7 (38-17-1). Includes player stats for Sherman Johnson, Devon Travis, James Ramsey, etc.

Score by Innings table for Florida State vs Virginia. Shows runs, hits, errors per inning.

E - McGee, S. (9); Nogowski, J. (1). DP - FS 1; VA 2. LOB - FS 6; VA 9. 2B - Travis, D. (22). HBP - Travis, D.. SH - Werman, K. (25). SF - Harrington, (4). SB - Shifflett, M (9). CS - Fisher, D. (5).

Detailed box score table for Florida State vs Virginia, including pitcher stats like Mike Compton, Luke Weaver, Kyle Bird, etc.

2012 Florida State Baseball
UAB at #3 Florida State
Jun 01, 2012 at Tallahassee, FL (Dick Howser)

Box score table for UAB 1 (32-29) vs Florida State 2 (44-15). Includes player stats for Ryan Prinzing, Ivan De Jesus, John Frost, etc.

Score by Innings table for UAB vs Florida State. Shows runs, hits, errors per inning.

E - Johnson, S. (6). DP - Blazers 1; Seminoles 1. LOB - Blazers 12; Seminoles 7. 2B - I. De Jesus 2 (10); Ramsey, J. (11). HBP - Johnson, S..

Detailed box score table for UAB vs Florida State, including pitcher stats like Michael Busby, Scott Sitz, Gage Smith, etc.

2012 Florida State Baseball
#3 Florida State at Samford
Jun 02, 2012 at Tallahassee, FL (Dick Howser)

Box score table for Florida State 8 (45-15) vs Samford 1 (40-22). Includes player stats for Sherman Johnson, Devon Travis, James Ramsey, etc.

Score by Innings table for Florida State vs Samford. Shows runs, hits, errors per inning.

DP - Bulldogs 1. LOB - Seminoles 6; Bulldogs 6. 2B - Boyd, J. (21); Holland, J. (7); Brizuela, J. (12). HR - Johnson, S. (3); Ramsey, J. (13). HBP - Ervin.

Detailed box score table for Florida State vs Samford, including pitcher stats like Josh Martin, Joseph Burns, Lex Rutledge, etc.





50 NCAA REGIONAL APPEARANCES ~ 21 COLLEGE WORLD SERIES APPEARANCES

2012 BOX SCORES

2012 Florida State Baseball
Samford at #3 Florida State
Jun 03, 2012 at Tallahassee, FL (Dick Howser)

Samford 2 (41-23) vs Florida State 5 (46-15)
Player AB R H BI
Zeth Stone 2b..... 4 0 0 0
Brad Moss c..... 4 0 1 0
Saxon Butler lb..... 4 0 0 0
Phillip Ervin cf..... 4 0 0 0
Brandon Miller rf..... 4 0 1 0
C.K. Irby p/dh..... 2 1 1 0
Christiaan Durdaller lf..... 3 1 1 0
Austin Allison ss..... 3 0 0 0
Tommy Corbin 3b..... 3 0 1 2
Tyler Vanderheiden p..... 0 0 0 0
Michael Gunter p..... 0 0 0 0
Totals..... 31 2 5 2
Score by Innings R H E
Samford..... 000 020 000 - 2 5 1
Florida State..... 032 000 00X - 5 6 2

E - Moss(12); Gonzalez, J. 2(20). DP - Bulldogs 1; Seminoles 2. LOB - Bulldogs 3; Seminoles 6. 2B - Miller(17); Durdaller(13). HBP - Boyd, J.; Gonzalez, J.. SH - Gonzalez, J.(2). SF - Brizuela, J.(4). SB - Ramsey, J.(10); Delph, J.(3); Holland, J.(1). CS - Boyd, J.(1).

Samford IP H R ER BB SO WP BK HP IBB AB BF FO GO NP
C.K. Irby L,5-2..... 2.0 3 3 3 1 1 0 0 0 0 0 7 10 3 2 32
Tyler Vanderheiden..... 0.1 3 2 2 1 0 0 0 0 2 0 3 6 0 0 0 29
Michael Gunter..... 5.2 0 0 0 0 3 6 0 0 0 0 16 19 5 5 79
Florida State IP H R ER BB SO WP BK HP IBB AB BF FO GO NP
Mike Compton W,11-2..... 6.0 5 2 1 0 5 0 0 0 0 0 23 23 4 7 82
Gage Smith..... 2.0 0 0 0 1 1 0 0 0 0 0 5 6 0 4 22
Robert Benincasa S,15..... 1.0 0 0 0 0 1 0 0 0 0 0 3 3 1 1 13

2012 Florida State Baseball
#13 Stanford at #3 Florida State
Jun 08, 2012 at Tallahassee, FL (Dick Howser)

Stanford 1 (41-17) vs Florida State 17 (47-15)
Player AB R H BI
Stewart, Jake cf..... 3 1 2 0
Diekroeger, Danny 2b..... 3 0 0 0
Piscotty, Stephen lf..... 2 0 0 1
Ringo, Justin ph..... 0 0 0 0
Guymon, Brian ph/lf..... 1 0 0 0
Ragira, Brian lb..... 3 0 3 0
Griffiths, Christian ph/lb..... 1 0 0 0
Wilson, Austin rf..... 4 0 0 0
Blandino, Alex 3b..... 3 0 0 0
Doran, Brett Michael 3b..... 1 0 0 0
Gaffney, Tyler dh..... 2 0 0 0
Jose, Dominic ph/dh..... 1 0 0 0
Smith, Eric c..... 1 0 0 0
Taylor, Wayne ph/c..... 2 0 0 0
Diekroeger, Kenny ss..... 2 0 1 0
Slater, Austin ss..... 0 0 0 0
Appel, Mark p..... 0 0 0 0
Hughes, Garrett p..... 0 0 0 0
Schmidt, David p..... 0 0 0 0
Lindquist, Sam p..... 0 0 0 0
Hochstatter, John p..... 0 0 0 0
Talt, AJ p..... 0 0 0 0
Totals..... 29 1 7 1
Score by Innings R H E
Stanford..... 100 000 000 - 1 7 1
Florida State..... 000 743 30X - 17 11 0

E - Diekroeger,K(10). DP - Seminoles 3. LOB - Cardinal 7; Seminoles 12. 2B - Stewart, J(16); Ramsey, J.(12); McGee, S.(9). HR - Travis, D. 2(7). HBP - Smith, E.; Johnson, S.; Travis, D.; Gonzalez, J.; Spradling, S.; Miller, S.. SH - Stewart, J(5); Diekroeger,D(3). SF - McGee, S.(9). SB - Diekroeger,K(3).

Stanford IP H R ER BB SO WP BK HP IBB AB BF FO GO NP
Appel, Mark L,10-2..... 4.0 5 7 5 4 3 1 0 2 1 17 24 4 5 95
Hughes, Garrett..... 0.2 1 2 2 1 0 0 0 0 0 3 4 2 0 20
Schmidt, David..... 0.0 1 2 2 1 0 0 0 1 0 1 3 0 0 9
Lindquist, Sam..... 1.0 1 2 2 3 1 0 0 0 0 4 7 2 0 31
Hochstatter, John..... 1.0 3 4 4 3 0 0 0 1 0 6 10 2 1 36
Talt, AJ..... 1.1 0 0 0 0 2 0 0 1 0 4 5 0 2 15
Florida State IP H R ER BB SO WP BK HP IBB AB BF FO GO NP
Brandon Leibrandt W,8-2... 6.0 6 1 1 2 4 0 0 1 0 19 24 3 8 85
Hunter Scantling..... 1.0 1 0 0 1 2 0 0 0 0 4 5 0 1 21
Brandon Johnson..... 1.0 0 0 0 0 2 0 0 0 0 3 3 1 0 16
Mack Waugh..... 1.0 0 0 0 0 3 0 0 0 0 3 3 0 0 11

2012 Florida State Baseball
#3 Florida State at #13 Stanford
Jun 10, 2012 at Tallahassee, FL (Dick Howser)

Florida State 18 (48-15) vs Stanford 7 (41-18)
Player AB R H BI
Sherman Johnson 3b..... 6 2 3 5
Devon Travis 2b..... 5 1 0 0
James Ramsey cf..... 4 2 0 0
Jayce Boyd lb..... 5 2 2 2
Stephen McGee c..... 4 3 1 2
Justin Gonzalez ss..... 5 3 2 2
Josh Delph rf..... 3 2 3 1
Stephen Spradling dh..... 1 1 1 1
John Holland ph/dh..... 0 1 0 0
Jose Brizuela lf..... 2 0 0 0
Seth Miller lf..... 3 1 1 4
Mike Compton p..... 0 0 0 0
Gage Smith p..... 0 0 0 0
Luke Weaver p..... 0 0 0 0
Hunter Scantling p..... 0 0 0 0
Robert Benincasa p..... 0 0 0 0
Totals..... 38 18 13 17
Score by Innings R H E
Florida State..... 240 002 280 - 18 13 2
Stanford..... 001 010 410 - 7 18 4

E - Gonzalez, J. 2(22); Blandino, A(8); Smith, E 3(6). DP - Seminoles 3; Cardinal 1. LOB - Seminoles 6; Cardinal 14. 2B - Delph, J.(9); Piscotty, S(13); Wilson, A(12); Gaffney, T(10). HR - Johnson, S.(4); Boyd, J.(4); Miller, S.(3); Wilson, A(10). HBP - Delph, J.. SH - Delph, J.(4). SB - Ramsey, J.(11); Gaffney, T(8). Reached on CI - Holland, J. 2.

Florida State IP H R ER BB SO WP BK HP IBB AB BF FO GO NP
Mike Compton..... 4.0 11 2 2 0 3 0 0 0 0 22 22 4 3 68
Gage Smith W,5-0..... 2.1 4 4 3 2 0 1 0 0 0 11 13 1 5 48
Luke Weaver..... 0.1 1 0 0 1 1 0 0 0 0 2 3 0 0 13
Hunter Scantling..... 1.1 1 1 1 0 1 0 0 0 0 5 5 2 1 11
Robert Benincasa..... 1.0 1 0 0 1 3 0 0 0 0 4 5 0 0 25
Stanford IP H R ER BB SO WP BK HP IBB AB BF FO GO NP
Mooneyham, Brett L,7-6.... 1.0 3 5 5 2 0 0 0 0 0 6 8 3 0 35
Vanegas, AJ..... 5.0 3 4 4 4 6 1 0 1 1 16 22 4 4 91
McArdle, Dean..... 1.1 3 5 3 3 1 0 0 0 1 7 11 2 1 53
Bloom, Sahil..... 0.2 3 4 3 0 0 0 0 0 0 5 6 0 2 10
Talt, AJ..... 1.0 1 0 0 0 0 0 0 0 0 4 4 1 2 15

2012 Florida State Baseball
#11 Arizona vs #3 Florida State
Jun 15, 2012 at Omaha, NE (TD Ameritrade Park)

Arizona 4 (44-17) vs Florida State 3 (48-16)
Player AB R H BI
Rickard, Joey cf..... 4 2 2 1
Field, Johnny lf..... 5 1 1 1
Mejias, Alex ss..... 5 0 2 0
Refsnyder, Robert rf..... 6 0 2 2
Mejias-Brean, Seth 3b..... 6 0 0 0
Brown, Bobby dh..... 5 0 0 0
Maggi, Joseph lb..... 3 0 0 0
Dixon, Brandon lb..... 2 0 0 0
Moore, Riley c..... 5 1 3 0
Gilbert, Trent 2b..... 3 0 0 0
Heyer, Kurt p..... 0 0 0 0
Crawford, Tyler p..... 0 0 0 0
Troupe, Mathew p..... 0 0 0 0
Totals..... 44 4 10 4
Score by Innings R H E
Arizona..... 002 010 000 001 - 4 10 1
Florida State..... 001 002 000 000 - 3 8 2

E - Mejias-Brean(15); Gonzalez, J. 2(24). DP - Seminoles 1. LOB - Wildcats 10; Seminoles 8. 2B - Rickard, J.(17); Field, J.(18); Delph, J.(10); Holland, J.(8). HR - Johnson, S.(5). HBP - Rickard, J.; Miller, S.. SH - Rickard, J.(6); Gilbert, T.(10). SB - Mejia, A.(7). CS - Travis, D.(2).

Arizona IP H R ER BB SO WP BK HP IBB AB BF FO GO NP
Heyer, Kurt..... 7.2 6 3 1 3 8 0 0 0 0 30 33 10 5 128
Crawford, Tyler..... 1.2 1 0 0 0 1 0 0 0 0 6 6 2 2 41
Troupe, Mathew W,5-1..... 2.2 1 0 0 0 3 1 0 1 0 7 8 1 2 41
Florida State IP H R ER BB SO WP BK HP IBB AB BF FO GO NP
Brandon Leibrandt..... 4.1 6 3 2 0 5 0 0 1 0 19 21 4 4 85
Gage Smith..... 2.2 1 0 0 2 0 0 0 0 0 7 10 2 5 44
Hunter Scantling..... 1.0 1 0 0 0 0 0 0 0 0 4 4 3 0 16
Robert Benincasa L,4-2.... 4.0 2 1 1 1 5 0 0 0 1 14 15 4 3 44



17 CONFERENCE CHAMPIONSHIPS ~ 6 STRAIGHT ACC ATLANTIC DIVISION TITLES

2012 BOX SCORES

2012 Florida State Baseball
#3 Florida State vs Stony Brook
Jun 17, 2012 at Omaha, NE (TD Ameritrade Park)

Box score for Florida State 12 (49-16) vs Stony Brook 2 (52-15). Includes player stats for both teams and a totals row.

Score by Innings table for Florida State vs Stony Brook. Shows runs, hits, and errors for each team.

E - Ramsey, J. (1); Peragine, C. (17). DP - Seminoles 1; Seawolves 2. LOB - Seminoles 3; Seawolves 7. 2B - Johnson, S. (16); Travis, D. (23); Ramsey, J. (13); Miller, S. (7); Carmona, W. (26); Courtney, K. (14). HR - Travis, D. (8); Gonzalez, J. (9). SH - Krause, K. (5). SB - Nogowski, J. (2). CS - Ramsey, J. (5).

Florida State and Stony Brook pitching logs. Lists pitcher names, IP, H, R, ER, BB, SO, WP, BK, HP, IBB, AB, BF, FO, GO, NP.

2012 Florida State Baseball
#4 UCLA vs #3 Florida State
Jun 19, 2012 at Omaha, NE (TD Ameritrade Park)

Box score for UCLA 1 (48-16) vs Florida State 4 (50-16). Includes player stats for both teams and a totals row.

Score by Innings table for UCLA vs Florida State. Shows runs, hits, and errors for each team.

E - Galalich (6); Kramer (9). DP - Bruins 4. LOB - Bruins 6; Seminoles 9. 2B - Amaral (10); Johnson, S. (17). HBP - Heineman. SH - Heineman (18); Brizuela, J. (6).

UCLA and Florida State pitching logs. Lists pitcher names, IP, H, R, ER, BB, SO, WP, BK, HP, IBB, AB, BF, FO, GO, NP.

2012 Florida State Baseball
#3 Florida State vs #11 Arizona
Jun 21, 2012 at Omaha, NE (TD Ameritrade Park)

Box score for Florida State 3 (50-17) vs Arizona 10 (46-17). Includes player stats for both teams and a totals row.

Score by Innings table for Florida State vs Arizona. Shows runs, hits, and errors for each team.

E - Gonzalez, J. (25); Brizuela, J. 2 (5); Leibrandt, B (2). DP - Seminoles 1. LOB - Seminoles 10; Wildcats 15. 2B - Johnson, S. (18); Travis, D. (24); Gonzalez, J. 2 (11); Mejias-Brean (22). HR - Refsnyder (7); Brown, B. (5). HBP - Mejia, A.; Moore, R.. SF - Boyd, J. (7); Mejias-Brean (7). SB - Mejia, A. (8); Refsnyder 2 (14).

Florida State and Arizona pitching logs. Lists pitcher names, IP, H, R, ER, BB, SO, WP, BK, HP, IBB, AB, BF, FO, GO, NP.



50 NCAA REGIONAL APPEARANCES ~ 21 COLLEGE WORLD SERIES APPEARANCES

# 2012 ACC SEASON IN REVIEW

## 2012 FINAL STANDINGS

	Conference						Overall							
	W	L	T	Pct	Hm	Rd	W	L	T	Pct	Hm	Rd	Neu	Div
<b>Atlantic</b>														
§ Florida State	24	6	0	.800	13-2	11-4	50	17	0	.746	34-5	14-6	2-6	9-6
NC State	19	11	0	.633	12-3	7-8	43	20	0	.683	29-5	10-13	4-2	9-6
Clemson	16	14	0	.533	8-7	8-7	35	28	0	.556	21-14	9-11	5-3	9-6
Wake Forest	13	17	0	.433	11-4	2-13	33	24	0	.579	25-5	7-17	1-2	7-8
Maryland	10	20	0	.333	6-9	4-11	32	24	0	.571	20-10	10-14	2-0	4-11
Boston College	10	20	0	.333	9-6	1-14	22	33	0	.400	12-10	7-21	3-2	7-8
<b>Coastal</b>														
§ North Carolina	22	8	0	.733	11-4	11-4	46	16	0	.742	30-11	14-4	2-1	10-5
Virginia	18	12	0	.600	10-5	8-7	39	19	1	.669	26-10	11-7	2-2-1	9-6
Miami	16	14	0	.533	10-5	6-9	36	23	0	.610	25-12	9-9	2-2	8-7
# Georgia Tech	12	18	0	.400	6-9	6-9	38	26	0	.594	20-11	10-14	8-1	8-7
Virginia Tech	11	19	0	.367	8-7	3-12	34	21	0	.618	22-7	8-13	4-1	4-11
Duke	9	21	0	.300	2-13	7-8	21	34	0	.382	9-21	12-13	0-0	6-9

# Clinched ACC Championship Title; § Denotes ACC Divisional Champion; Record vs. Non-Conference Opponents: 234-91-1, .719

### 2012 NCAA TOURNAMENT RESULTS

#### Regionals, June 1-4

##### Chapel Hill Regional

- North Carolina 7, Cornell 4
- St. John's 5, North Carolina 4
- North Carolina 5, East Carolina 3
- St. John's 9, North Carolina 5

##### Charlottesville Regional

- Virginia 9, Army 1
- Appalachian State 6, Virginia 5
- Oklahoma 5, Virginia 4

##### Columbia Regional

- Clemson 11, Coastal Carolina 3
- South Carolina 5, Clemson 4 (12 innings)
- Clemson 5, Coastal Carolina 3
- South Carolina 4, Clemson 3

##### Coral Gables Regional

- Stony Brook 10, Miami 2
- Missouri 12, Miami 2

##### Gainesville Regional

- Georgia Tech 8, College of Charleston 4
- Florida 6, Georgia Tech 2
- Georgia Tech 3, College of Charleston 0
- Florida 15, Georgia Tech 3

##### Raleigh Regional

- NC State 16, Sacred Heart 5
- Vanderbilt 9, NC State 8
- NC State 17, UNC Wilmington 5
- NC State 6, Vanderbilt 5
- NC State 9, Vanderbilt 7

##### Tallahassee Regional

- Florida State 2, UAB 1
- Florida State 8, Samford 1
- Florida State 5, Samford 2

#### Super Regionals, June 8-11

##### Super Regional at Gainesville, Fla.

- Florida 7, NC State 1
- Florida 9, NC State 8 (10 innings)

##### Super Regional at Tallahassee, Fla.

- Florida State 17, Stanford 1
- Florida State 18, Stanford 7

#### College World Series, June 15-25

##### College World Series at Omaha, Neb.

- Arizona 4, Florida State 3 (12 innings)
- Florida State 12, Stony Brook 2
- Florida State 4, UCLA 1
- Arizona 10, Florida State 3

### 2012 ACC TOURNAMENT RESULTS

#### NewBridge Bank Park - Greensboro, N.C.

##### Wednesday, May 23

- #8 Georgia Tech 5, #1 Florida State 4
- #3 NC State 3, #6 Miami 2
- #2 North Carolina 6, #7 Wake Forest 0

##### Thursday, May 24

- #4 Virginia 3, #5 Clemson 2
- Miami 5, North Carolina 3
- Wake Forest 7, NC State 3

##### Friday, May 25

- Georgia Tech 17, Virginia 5
- Clemson 9, Florida State 7
- Miami 6, Wake Forest 3

##### Saturday, May 26

- Georgia Tech 5, Clemson 1
- Virginia 7, Florida State 0
- North Carolina 4, NC State 0 (12 innings)

##### Sunday, May 27 - Championship Game

- Georgia Tech 8, Miami 5

### 2012 ACC ALL-TOURNAMENT TEAM

Zane Evans	C	Georgia Tech
Jon McGibbon	1B	Clemson
Thomas Smith	2B	Georgia Tech
Trea Turner	3B	NC State
Justin Gonzalez	SS	Florida State
Chantz Mack	OF	Miami
Colin Harrington	OF	Virginia
Brandon Thomas	OF	Georgia Tech
Jake Davies	UT	Georgia Tech (MVP)
Carlos Rodon	SP	NC State
Eric Whaley	SP	Miami

### 2012 ACC ACADEMIC TEAM

Kevin Brady, CU	Thomas Brittle, CU
Scott Firth, CU	Spencer Kieboom, CU
Jonathan Meyer, CU	Phil Pohl, CU
Jason Stolz, CU	Jeff Kremer, DU
Grant McCabe, DU	Will Piwnica-Worms, DU
Mike Rosenfeld, DU	Marcus Stroman, DU
Trent Swart, DU	Robert Benincasa, FSU
Mike Compton, FSU	Brandon Leibbrandt, FSU
Stephen McGee, FSU	Peter Miller, FSU
Seth Miller, FSU	James Ramsey, FSU
Gage Smith, FSU	Devon Travis, FSU
Luke Bard, GT	Zane Evans, GT
Brandon Thomas, GT	Kyle Convissar, MD
Brett Harman, MD	Jimmy Reed, MD
E.J. Encinosa, UM	Eric Erickson, UM
Alfonso Salcines, UM	Brian Holberton, UNC
Benton Moss, UNC	Chris Munnely, UNC
Shane Taylor, UNC	Brett Austin, NCS
Ethan Ogburn, NCS	Vance Williams, NCS
Colin Harrington, UVA	Nate Irving, UVA
Branden Kline, UVA	Andrew Aizenstadt, VT
Chad Pinder, VT	Mark Zagunis, WF
Tim Cooney, WF	Evan Stephens, WF
Mac Williamson, WF	

### 2012 ALL-ACC FIRST TEAM

Pete O'Brien	Sr.	C	Miami
Jayce Boyd	Jr.	1B	Florida State
Devon Travis	Jr.	2B	Florida State
Richie Shaffer	Jr.	3B	Clemson
Chris Diaz	Jr.	SS	NC State
James Ramsey	Sr.	OF	Florida State
Brandon Thomas	Jr.	OF	Georgia Tech
Ryan Mathews	Sr.	OF	NC State
Mac Williamson	Jr.	OF	Wake Forest
Phil Pohl	Sr.	DH/UT	Clemson
Marcus Stroman	Jr.	SP	Duke
Buck Farmer	Jr.	SP	Georgia Tech
Kent Emanuel	So.	SP	North Carolina
Carlos Rodon	Fr.	SP	NC State
Robert Benincasa	Jr.	RP	Florida State
Michael Morin	Jr.	RP	North Carolina

### 2012 ALL-ACC SECOND TEAM

Jacob Stallings	Sr.	C	North Carolina
Mark Zagunis	Fr.	C	Virginia Tech
Jake Davies	Sr.	1B	Georgia Tech
Steve Wilkerson	So.	2B	Clemson
Keith Werman	Sr.	2B	Virginia
Trea Turner	Fr.	3B	NC State
Anthony Melchionda	Sr.	SS	Boston College
Daniel Palka	So.	OF	Georgia Tech
Tom Bourdon	So.	OF	Boston College
Thomas Brittle	Jr.	OF	Clemson
Brian Holberton	So.	DH/UT	North Carolina
Mike Compton	Fr.	SP	Florida State
Brett Harman	Sr.	SP	Maryland
Eric Erickson	Gr.	SP	Miami
Branden Kline	Jr.	SP	Virginia
Justin Thompson	Sr.	RP	Virginia
Michael Dimock	Sr.	RP	Wake Forest

### ACC INDIVIDUAL ACCOLADES

#### Player of the Year

James Ramsey, Florida State

#### Pitcher of the Year

Carlos Rodon, NC State

#### Freshman of the Year

Carlos Rodon, NC State

#### Coach of the Year

Mike Martin, Florida State

#### Scholar-Athlete of the Year

James Ramsey, Florida State

### FSU ACC PERFORMERS OF THE WEEK

James Ramsey, OF	Week 2 – February 27
Justin Gonzalez, SS	Week 13 – May 7



## 2012 ACC STATS

## TEAM BATTING

	G	Avg	OBpct	Slug	AB	R	H	2B	3B	HR	RBI	BB	SO	SB	SBA	S	SF
1. NC State	63	.297	.376	.438	2223	437	661	151	15	44	390	266	398	102	21	56	36
2. Virginia	59	.296	.400	.419	1974	409	585	104	32	25	380	267	365	72	36	85	36
3. Georgia Tech	64	.294	.373	.437	2245	405	661	127	17	53	379	246	426	80	29	29	27
4. Virginia Tech	55	.288	.369	.434	1885	331	543	111	16	44	312	189	366	62	27	42	28
5. Florida State	67	.281	.403	.415	2229	459	627	139	10	46	413	386	451	63	25	25	38
6. Boston College	55	.277	.358	.409	1905	302	528	113	12	38	267	204	413	35	24	19	13
7. North Carolina	62	.276	.375	.384	2126	372	587	120	25	20	337	304	368	71	19	40	36
8. Clemson	63	.269	.358	.388	2209	357	594	102	15	44	326	270	399	68	20	31	26
9. Maryland	56	.268	.358	.379	1807	275	485	98	10	27	240	194	350	76	23	50	26
10. Wake Forest	57	.262	.365	.389	1896	344	497	104	5	42	300	274	430	83	23	20	27
11. Duke	55	.259	.342	.355	1839	244	476	88	16	19	212	205	344	53	25	29	27
12. Miami	59	.259	.355	.388	1907	300	493	107	13	38	266	260	459	76	33	70	29

## TEAM PITCHING

	G	ERA	BAvg	W	L	IP	H	R	ER	BB	SO	CG	HR	ShO	SV	BB/9	SO/9
1. North Carolina	62	2.66	.238	46	16	564.0	499	216	167	205	530	0	22	9	19	3.27	8.46
2. Miami	59	3.16	.257	36	23	529.0	515	243	186	168	448	0	24	5	19	2.86	7.62
3. Maryland	56	3.21	.246	32	24	484.1	437	213	173	195	396	2	17	10	12	3.62	7.36
4. Florida State	67	3.47	.251	50	17	598.1	569	275	231	228	498	0	36	7	21	3.43	7.49
5. Virginia	59	3.48	.242	39	19	527.1	469	253	204	188	451	1	26	2	12	3.21	7.70
6. NC State	63	3.61	.235	43	20	568.1	491	261	228	231	533	2	26	7	13	3.66	8.44
7. Clemson	63	3.90	.269	35	28	575.1	588	289	249	248	460	0	35	1	13	3.88	7.20
8. Wake Forest	57	4.01	.252	33	24	500.1	475	271	223	234	395	2	32	4	13	4.21	7.11
9. Virginia Tech	55	4.20	.257	34	21	486.2	474	263	227	200	422	1	24	3	10	3.70	7.80
10. Georgia Tech	64	4.42	.257	38	26	569.2	555	327	280	247	456	1	47	5	12	3.90	7.20
11. Duke	55	4.65	.276	21	34	484.0	516	295	250	219	440	3	24	2	11	4.07	8.18
12. Boston College	55	5.35	.283	22	33	478.0	528	341	284	259	343	0	28	2	12	4.88	6.46

## INDIVIDUAL BATTING - MIN 2.5 AB/TEAM GAME

	CL	G	Avg	OBpct	Slug	AB	R	H	2B	3B	HR	RBI	BB	SO	SB-SBA	S	SF
1. James Ramsey-FS	SR	67	.378	.513	.652	233	78	88	13	6	13	58	63	42	11-16	2	7
2. Jayce Boyd-FS	JR	66	.376	.452	.506	255	47	96	21	0	4	61	37	26	8-9	0	7
3. Stephen Bruno-VA	JR	58	.370	.424	.559	238	49	88	23	2	6	54	14	27	11-14	4	9
4. Colin Moran-NC	SO	41	.365	.434	.494	170	30	62	11	1	3	35	21	24	1-3	0	4
5. Brandon Thomas-GT	JR	56	.360	.481	.550	211	57	76	15	5	5	44	37	43	12-17	3	1
6. Danny Canela-ST	JR	62	.348	.457	.507	227	46	79	18	0	6	46	48	40	0-0	2	3
7. Chris Diaz-ST	JR	63	.346	.383	.479	263	55	91	25	2	2	56	18	38	8-11	9	5
8. Mark Zagunis-VT	FR	49	.344	.430	.513	189	35	65	13	2	5	34	21	25	17-22	1	2
9. Sam Dove-GT	JR	64	.340	.411	.443	253	54	86	15	1	3	30	30	47	12-13	6	1
10. Richie Shaffer-CU	JR	63	.336	.480	.573	232	49	78	21	2	10	46	63	53	8-10	0	2

## INDIVIDUAL PITCHING - MIN 1.0 IP/TEAM GAME

	CL	G	GS	ERA	BAvg	W-L	IP	H	R	ER	BB	SO	CG	HR	ShO	SV	BB/9	SO/9
1. Carlos Rodon-ST	FR	17	16	1.57	.176	9-0	114.2	71	29	20	41	135	2	2	0	0	3.22	10.60
2. Alex Cruz-GT	SO	30	1	1.83	.179	8-3	73.2	46	20	15	23	47	0	3	0	2	2.81	5.74
3. Benton Moss-NC	FR	17	16	1.94	.218	7-2	79.0	65	25	17	23	83	0	4	0	0	2.62	9.46
4. Kent Emanuel-NC	SO	17	16	1.96	.228	8-4	110.0	91	33	24	23	100	0	3	0	0	1.88	8.18
5. Kyle Crockett-VA	SO	32	2	2.25	.204	5-2	60.0	44	22	15	12	57	0	0	0	0	1.80	8.55
6. Marcus Stroman-DU	JR	14	14	2.39	.231	6-5	98.0	83	31	26	26	136	1	5	0	0	2.39	12.49
7. Kevin Brady-CU	JR	14	11	2.54	.235	1-3	63.2	54	22	18	24	62	0	5	0	0	3.39	8.76
8. Eric Whaley-UM	JR	15	14	2.68	.270	4-4	90.2	95	37	27	20	63	0	7	0	0	1.99	6.25
9. Jimmy Reed-MD	JR	20	6	2.70	.226	1-3	60.0	49	22	18	16	52	0	3	0	8	2.40	7.80
10. Brandon Leibrandt-FS	FR	19	19	2.82	.243	8-3	99.0	89	41	31	29	83	0	4	0	0	2.64	7.55



## 2012 ACC STATS

HITS	CL	G	H	H/G
1. Jayce Boyd-FS	JR	66	96	1.45
2. Chris Diaz-ST	JR	63	91	1.44
3. Stephen Bruno-VA	JR	58	88	1.52
James Ramsey-FS	SR	67	88	1.31
5. Devon Travis-FS	JR	67	87	1.30
Trea Turner-ST	FR	63	87	1.38
7. Sam Dove-GT	JR	64	86	1.34
8. Tom Bourdon-BC	SO	55	79	1.44
Danny Canela-ST	JR	62	79	1.27
2 tied with 78 hit(s)				

RUNS SCORED	CL	G	R	R/G
1. James Ramsey-FS	SR	67	78	1.16
2. Trea Turner-ST	FR	63	72	1.14
3. Sherman Johnson-FS	SR	67	64	.96
4. Devon Travis-FS	JR	67	63	.94
5. Pat Blair-WF	JR	57	59	1.04
6. Chris Taylor-VA	JR	59	57	.97
Brandon Thomas-GT	JR	56	57	1.02
8. Kyle Wren-GT	SO	62	56	.90
9. Chris Diaz-ST	JR	63	55	.87
10. Sam Dove-GT	JR	64	54	.84

HOME RUNS	CL	G	HR	HR/G
1. Ryan Mathews-ST	SR	59	17	.29
Mac Williamson-WF	JR	53	17	.32
3. Tyler Horan-VT	SO	54	15	.28
4. Jake Davies-GT	SR	63	14	.22
5. James Ramsey-FS	SR	67	13	.19
6. Daniel Palka-GT	SO	64	12	.19
7. Carlos Lopez-WF	SR	57	10	.18
Peter O'Brien-UM	SR	41	10	.24
Tom Bourdon-BC	SO	55	10	.18
Richie Shaffer-CU	JR	63	10	.16

DOUBLES	CL	G	2B	2B/G
1. Chris Diaz-ST	JR	63	25	.40
2. Jacob Stallings-NC	SR	62	24	.39
Devon Travis-FS	JR	67	24	.36
4. Stephen Bruno-VA	JR	58	23	.40
5. Chad Pinder-VT	SO	53	22	.42
6. Jayce Boyd-FS	JR	66	21	.32
Richie Shaffer-CU	JR	63	21	.33
8. Jordan Hagel-MD	JR	56	20	.36
3 tied with 19 double(s)				

TRIPLES	CL	G	3B	3B/G
1. Thomas Brittle-CU	JR	58	8	.14
Derek Fisher-VA	FR	56	8	.14
3. Chaz Frank-NC	JR	61	6	.10
Tommy Coyle-NC	JR	62	6	.10
Kyle Wren-GT	SO	62	6	.10
James Ramsey-FS	SR	67	6	.09
Jake Fincher-ST	FR	59	6	.10
8. Chris Taylor-VA	JR	59	5	.08
Jared King-VA	SR	59	5	.08
Brandon Thomas-GT	JR	56	5	.09

RUNS BATTED IN	CL	G	RBI	RBI/G
1. Jake Davies-GT	SR	63	73	1.16
2. Ryan Mathews-ST	SR	59	62	1.05
3. Jayce Boyd-FS	JR	66	61	.92
4. Phil Pohl-CU	SR	63	58	.92
James Ramsey-FS	SR	67	58	.87
6. Chris Diaz-ST	JR	63	56	.89
7. Stephen Bruno-VA	JR	58	54	.93
8. Mac Williamson-WF	JR	53	52	.98
9. Zane Evans-GT	SO	59	51	.86
Carlos Lopez-WF	SR	57	51	.89

STOLEN BASES	CL	G	SB	SB/G
1. Trea Turner-ST	FR	63	57	.90
2. Pat Blair-WF	JR	57	22	.39
3. Stephen Perez-UM	JR	55	18	.33
4. Mark Zagunis-VT	FR	49	17	.35
5. Chaz Frank-NC	JR	61	16	.26
Alfredo Rodriguez-MD	SR	56	16	.29
Kyle Wren-GT	SO	62	16	.26
Jake Fincher-ST	FR	59	16	.27
3 tied with 15 stolen base(s)				

TOTAL BASES	CL	G	TB	TB/G
1. James Ramsey-FS	SR	67	152	2.27
2. Ryan Mathews-ST	SR	59	140	2.37
3. Devon Travis-FS	JR	67	135	2.01
4. Stephen Bruno-VA	JR	58	133	2.29
Richie Shaffer-CU	JR	63	133	2.11
6. Daniel Palka-GT	SO	64	131	2.05
Jake Davies-GT	SR	63	131	2.08
8. Jayce Boyd-FS	JR	66	129	1.95
Tom Bourdon-BC	SO	55	129	2.35
10. Chris Diaz-ST	JR	63	126	2.00

WALKS	CL	G	BB	BB/G
1. Sherman Johnson-FS	SR	67	69	1.03
2. James Ramsey-FS	SR	67	63	.94
Richie Shaffer-CU	JR	63	63	1.00
4. Stephen McGee-FS	SO	67	61	.91
5. Jared King-VA	SR	59	51	.86
6. Danny Canela-ST	JR	62	48	.77
7. Pat Blair-WF	JR	57	46	.81
Chaz Frank-NC	JR	61	46	.75
9. Trea Turner-ST	FR	63	41	.65
10. Tommy Coyle-NC	JR	62	40	.65

ON BASE PERCENTAGE	CL	G	AB	H	BB	HBP	SF	OB%
1. James Ramsey-FS	SR	67	233	88	63	9	7	.513
2. Brandon Thomas-GT	JR	56	211	76	37	13	1	.481
3. Richie Shaffer-CU	JR	63	232	78	63	3	2	.480
4. Danny Canela-ST	JR	62	227	79	48	0	3	.457
5. Jayce Boyd-FS	JR	66	255	96	37	4	7	.452
6. Sherman Johnson-FS	SR	67	247	70	69	8	3	.450
7. Colin Moran-NC	SO	41	170	62	21	3	4	.434
8. Trea Turner-ST	FR	63	259	87	41	5	3	.432
9. Mark Zagunis-VT	FR	49	189	65	21	9	2	.430
10. Stephen McGee-FS	SO	67	204	47	61	16	9	.428



# 2012 ACC STATS

SLUGGING PERCENTAGE		CL	G	AB	H	2B	3B	HR	SLUG%
1.	<b>James Ramsey-FS</b>	SR	67	233	88	13	6	13	.652
2.	Ryan Mathews-ST	SR	59	223	73	16	0	17	.628
3.	Mac Williamson-WF	JR	53	192	55	7	0	17	.589
4.	Tyler Horan-VT	SO	54	188	53	8	2	15	.585
5.	Richie Shaffer-CU	JR	63	232	78	21	2	10	.573
6.	Stephen Bruno-VA	JR	58	238	88	23	2	6	.559
7.	Daniel Palka-GT	SO	64	238	72	19	2	12	.550
8.	Brandon Thomas-GT	JR	56	211	76	15	5	5	.550
9.	Jake Davies-GT	SR	63	239	78	11	0	14	.548
10.	Chad Pinder-VT	SO	53	212	69	22	1	7	.538

WINS		CL	G	W	L
1.	<b>Mike Compton-FS</b>	FR	18	12	2
2.	Carlos Rodon-ST	FR	17	9	0
	Shane Halley-VA	SR	22	9	2
4.	R.C. Orlan-NC	JR	38	8	1
	Alex Cruz-GT	SO	30	8	3
	<b>Brandon Leibrandt-FS</b>	FR	19	8	3
	Buck Farmer-GT	JR	16	8	4
	Kent Emanuel-NC	SO	17	8	4
	Eric Erickson-UM	SR	16	8	6
7 tied with 7 victory(s)					

INNINGS PITCHED		CL	G	IP	IP/G
1.	Carlos Rodon-ST	FR	17	114.2	6.75
2.	Kent Emanuel-NC	SO	17	110.0	6.47
3.	Buck Farmer-GT	JR	16	106.2	6.67
4.	Tim Cooney-WF	JR	15	99.0	6.60
	<b>Brandon Leibrandt-FS</b>	FR	19	99.0	5.21
6.	Marcus Stroman-DU	JR	14	98.0	7.00
7.	Eric Erickson-UM	SR	16	97.0	6.06
8.	Branden Kline-VA	JR	16	93.2	5.85
9.	Steven Ewing-UM	JR	17	91.1	5.37
10.	<b>Mike Compton-FS</b>	FR	18	91.0	5.06

STRIKEOUTS		CL	G	SO	SO/G
1.	Marcus Stroman-DU	JR	14	136	12.49
2.	Carlos Rodon-ST	FR	17	135	10.60
3.	Buck Farmer-GT	JR	16	115	9.70
4.	Kent Emanuel-NC	SO	17	100	8.18
5.	Branden Kline-VA	JR	16	94	9.03
6.	Tim Cooney-WF	JR	15	90	8.18
7.	Steven Ewing-UM	JR	17	88	8.67
8.	Daniel Gossett-CU	FR	19	87	10.17
9.	<b>Brandon Leibrandt-FS</b>	FR	19	83	7.55
	Benton Moss-NC	FR	17	83	9.46

APPEARANCES		CL	APP	GS	W	L	SV
1.	<b>Gage Smith-FS</b>	SO	39	0	5	0	3
	AJ Salcines-UM	SO	39	0	3	0	7
3.	R.C. Orlan-NC	JR	38	0	8	1	0
	Michael Morin-NC	JR	38	0	6	4	19
5.	Justin Thompson-VA	SR	34	0	4	3	12
6.	Kyle Crockett-VA	SO	32	2	5	2	0
	<b>Robert Benincasa-FS</b>	JR	32	0	4	2	16
8.	<b>Hunter Scantling-FS</b>	SR	31	0	5	1	0
9.	Alex Cruz-GT	SO	30	1	8	3	2
2 tied with 29 appearance(s)							

SAVES		CL	G	SV
1.	Michael Morin-NC	JR	38	19
2.	<b>Robert Benincasa-FS</b>	JR	32	16
3.	Justin Thompson-VA	SR	34	12
	Michael Dimock-WF	SR	28	12
5.	E.J. Encinosa-UM	JR	24	8
	Jimmy Reed-MD	JR	20	8
7.	AJ Salcines-UM	SO	39	7
	Zane Evans-GT	SO	19	7
9.	Chris Overman-ST	JR	28	6
	David Putman-DU	SR	24	6

GAMES STARTED		CL	APP	GS	W	L	SV
1.	<b>Brandon Leibrandt-FS</b>	FR	19	19	8	3	0
2.	<b>Mike Compton-FS</b>	FR	18	18	12	2	0
3.	Kent Emanuel-NC	SO	17	16	8	4	0
	Carlos Rodon-ST	FR	17	16	9	0	0
	Dominic Leone-CU	JR	16	16	7	4	0
	Buck Farmer-GT	JR	16	16	8	4	0
	Benton Moss-NC	FR	17	16	7	2	0
	Eric Erickson-UM	SR	16	16	8	6	0
	Steven Ewing-UM	JR	17	16	6	3	0
3 tied with 15 game(s) started							

SHUTOUTS		CL	G	SHO
1.	Buck Farmer-GT	JR	16	1

COMPLETE GAMES		CL	APP	GS	CG	W	L
1.	Carlos Rodon-ST	FR	17	16	2	9	0
10 tied with 1 complete game(s)							

OPP. BATTING AVERAGE		CL	G	AB	H	AVG.
1.	Carlos Rodon-ST	FR	17	403	71	.176
2.	Alex Cruz-GT	SO	30	257	46	.179
3.	Kyle Crockett-VA	SO	32	216	44	.204
4.	Brian Holmes-WF	JR	14	293	62	.212
5.	Anthony Tzamtzis-ST	SO	18	233	50	.215
6.	Benton Moss-NC	FR	17	298	65	.218
7.	Daniel Gossett-CU	FR	19	281	62	.221
8.	Jimmy Reed-MD	JR	20	217	49	.226
9.	Kent Emanuel-NC	SO	17	400	91	.228
10.	Marcus Stroman-DU	JR	14	360	83	.231

TEAM FIELDING		PO	A	E	PCT	DP
1.	Clemson	1726	683	66	.62	.973
2.	Maryland	1453	588	56	.32	.973
3.	Virginia	1582	624	63	.56	.972
4.	Virginia Tech	1460	615	62	.53	.971
5.	NC State	1705	650	74	.65	.970
6.	Wake Forest	1501	567	67	.46	.969
7.	North Carolina	1692	581	74	.47	.968
8.	<b>Florida State</b>	<b>1795</b>	<b>673</b>	<b>81</b>	<b>.65</b>	<b>.968</b>
9.	Duke	1452	491	66	.27	.967
10.	Boston College	1434	543	77	.50	.963
11.	Georgia Tech	1709	657	95	.57	.961
12.	Miami	1587	659	99	.57	.958



50 NCAA REGIONAL APPEARANCES ~ 21 COLLEGE WORLD SERIES APPEARANCES


# CHAMPIONS SWING

Louisville  
Slugger®



THE EXCLUSIVE BATS OF  
**YOUR BASEBALL TEAM**

**THE BRAND-NEW ATTACK**  
LOUISVILLE SLUGGER'S ONLY TWO-PIECE COMPOSITE BAT



**T<sup>2</sup> FEATURING  
TECHNOLOGY**

Revolutionary new connection technology strengthens the link between the barrel and handle of the Attack bat for better feel and dramatically reduced vibration.

**EXOGRID® 3**



**OMAHA® BALANCED**



**NEW 2013 · BBCOR .50 · BATS**

**FEATURING FLEX BAND TECHNOLOGY**

We inserted a 1"-wide graphite band into all BBCOR bats so their walls stay thin and your swing stays light. More pop, lighter swing and still BBCOR compliant.



FIND US ONLINE  
**SLUGGER.COM**

Facebook.com/louisvilleslugger  
twitter.com/sluggernation



# 2013 OPPONENTS

## RHODE ISLAND RAMS

Location..... Kingston, R.I.  
 Enrollment..... 16,002  
 Colors..... Keaney Blue, Navy Blue and White  
 Nickname..... Rams  
 Conference..... Atlantic 10  
 Home Field/Capacity..... Bill Beck Field/1,000  
 Head Coach..... Jim Foster (Providence '94)  
 Record at Rhode Island/Years..... 220-166-3/7 years  
 Career Coaching Record/Years..... 220-166-3/7 years  
 Assistant Coaches..... Raphael Cerrato (Rhode Island '94)  
 ..... Matt Untiet (Connecticut '08)  
 2012 Overall Record..... 33-25-1  
 2012 Conference Record/Finish..... 16-8/3rd place  
 2012 Postseason Results..... none  
 Total Players Returning/Lost..... 17/18  
 Position Starters Returning/Lost..... 6/2  
 Pitchers Returning/Lost..... 11/5  
 Top Returnees..... Jeff Roy (OF/Jr.) .356 avg, 38 RBI, 22 SB  
 ..... Pat Quinn (C/Jr.) .303 avg, 2 HR, 32 RBI  
 Series Record..... Florida State leads 3-0-0  
 Baseball SID..... Jodi Pontbriand  
 SID E-mail..... jpontbriand@uri.edu  
 SID Phone..... 401-874-5356  
 Press Box Phone.....  
 Website..... www.gorhody.com

## JACKSONVILLE DOLPHINS

Location..... Jacksonville, Fla.  
 Enrollment..... 3,436  
 Colors..... Green and Gold  
 Nickname..... Dolphins  
 Conference..... Atlantic Sun  
 Home Field/Capacity..... John Sessions Stadium/3,000  
 Head Coach..... Terry Alexander (Florida State '77)  
 Record at Jacksonville/Years..... 713-590-2/22 years  
 Career Coaching Record/Years..... 713-590-2/22 years  
 Head Coach in Waiting..... Tim Montez (Pepperdine '84)  
 Assistant Coach..... Talmadge Nunnari (Jacksonville '97)  
 2012 Overall Record..... 18-38  
 2012 Conference Record/Finish..... 7-20/10th  
 2012 Postseason Results..... none  
 Lettermen Returning/Lost..... 15/13  
 Position Starters Returning/Lost..... 5/4  
 Pitchers Returning/Lost..... 11/5  
 Top Returnees..... Zachary Houck (OF/Jr.) .295 avg, 7 SB  
 ..... Chris Anderson (RHP/Jr.) 5-4, 4.48 ERA, 69 K  
 Series Record..... Florida State leads 119-37-0  
 Baseball SID..... Tom Leonard  
 SID E-mail..... tleonar@ju.edu  
 SID Phone..... 904-256-7616  
 Press Box Phone.....  
 Website..... www.judolphins.com

## USF BULLS

Location..... Tampa, Fla.  
 Enrollment..... 47,214  
 Colors..... Green and Gold  
 Nickname..... Bulls  
 Conference..... BIG EAST  
 Home Field/Capacity..... USF Varsity Baseball Stadium/3,211  
 Head Coach..... Lelo Prado (Tampa '85)  
 Record at USF/Years..... 188-161/6 years  
 Career Coaching Record/Years..... 786-586-2/23 years  
 Assistant Coaches..... Chris Heintz (USF '96)  
 ..... Lance Carter (MCC)  
 2012 Overall Record..... 38-22  
 2012 Conference Record/Finish..... 18-10/2nd  
 2012 Postseason Results..... none  
 Lettermen Returning/Lost..... 21/9  
 Position Players Returning/Lost..... 14/3  
 Pitchers Returning/Lost..... 7/6  
 Top Returnees..... James Ramsay (OF/Jr.) .328 avg, 2 HR, 32 RBI  
 ..... Steven Leasure (RHP/Sr.) 2-0, 1.90 ERA, 6 SV  
 Series Record..... Florida State leads 65-16  
 Baseball SID..... Casey Goldstein  
 SID E-mail..... cgoldstein@usf.edu  
 SID Phone..... 813-974-0415  
 Press Box Phone.....  
 Website..... www.gousfbulls.com

## VILLANOVA WILDCATS

Location..... Villanova, Pa.  
 Enrollment..... 6,240  
 Colors..... Blue and White  
 Nickname..... Wildcats  
 Conference..... BIG EAST  
 Home Field/Capacity..... Villanova Ballpark at Plymouth/750  
 Head Coach..... Joe Godri (Pittsburgh '90)  
 Record at Villanova/Years..... 288-286-3/11 years  
 Career Coaching Record/Years..... 288-286-3/11 years  
 Assistant Coaches..... Rod Johnson (Temple '79)  
 ..... Nick Weisheipl (Beloit '02)  
 2012 Overall Record..... 28-27  
 2012 Conference Record/Finish..... 10-17/t-8th  
 2012 Postseason Results..... none  
 Lettermen Returning/Lost..... 18/12  
 Position Players Returning/Lost..... 8/8  
 Pitchers Returning/Lost..... 10/4  
 Top Returnees..... Tyler Sciacca (2B/Sr.) .359 avg, 17 SB, 39 RBI  
 ..... Pat Young (RHP, Jr.) 6-5, 4.39 ERA, 61 K  
 Series Record..... First Meeting  
 Baseball SID..... David Berman  
 SID E-mail..... david.berman@villanova.edu  
 SID Phone..... 610-519-4122  
 Press Box Phone..... 860-490-6398  
 Website..... www.villanova.com





# 2013 OPPONENTS

## PRESBYTERIAN BLUE HOSE

Location..... Clinton, S.C.  
 Enrollment..... 1,350  
 Colors..... Garnet and Blue  
 Nickname..... Blue Hose  
 Conference..... Big South  
 Home Field/Capacity..... PC Baseball Complex/500  
 Head Coach..... Elton Pollock (Presbyterian '95)  
 Record at Presbyterian/Years..... 143-295/8 years  
 Career Coaching Record/Years..... 143-295/8 years  
 Assistant Coaches..... Josh Davis (Charleston Southern '05)  
 ..... Mark Crocco (Wingate '10)  
 2012 Overall Record..... 24-31  
 2012 Conference Record/Finish..... 10-14/9th  
 2012 Postseason Results..... none  
 Lettermen Returning/Lost..... 17/11  
 Position Starters Returning/Lost..... 7/4  
 Pitchers Returning/Lost..... 4/2  
 Top Returnees..... Billy Motroni (INF/So.) .311 avg, 30 R, 14 RBI  
 ..... Chandler Knox (RHP/Jr.) 5-2, 3.02 ERA, 48 K  
 Series Record..... First Meeting  
 Baseball SID..... Ryan Real  
 E-mail..... rtreal@presby.edu  
 SID Phone..... 864-833-7095  
 Press Box Phone.....  
 Website..... www.gobluehose.com

## BOSTON COLLEGE EAGLES

Location..... Chestnut Hill, Mass.  
 Enrollment..... 14,640  
 Colors..... Maroon and Gold  
 Nickname..... Eagles  
 Conference..... Atlantic Coast (Atlantic Division)  
 Home Field/Capacity... Eddie Pellagrini Diamond at Shea Field/1,000  
 Head Coach..... Mike Gambino (Boston College '00)  
 Record at Boston College/Years..... 39-66/2 years  
 Career Coaching Record/Years..... 39-66/2 years  
 Assistant Coaches..... Scott Friedholm (Providence '98)  
 ..... Steve Englert (Boston College '87)  
 2012 Overall Record..... 22-33  
 2012 Conference Record/Finish..... 10-20/6th Atlantic  
 2012 Postseason Results..... none  
 Lettermen Returning/Lost..... 18/8  
 Position Players Returning/Lost..... 10/5  
 Pitchers Returning/Lost..... 12/4  
 Top Returnees..... Tom Bourdon (OF/Jr.) .324 avg, 10 HR, 37 RBI  
 ..... Blake Butera (INF, So.) .267 avg, 3 HR, 29 RBI  
 Series Record..... Florida State leads 18-4-0  
 Baseball SID..... Zanna Ollove  
 SID E-mail..... ollove@bc.edu  
 SID Phone..... 617-552-2004  
 Press Box Phone..... 617-552-0530  
 Website..... www.bceagles.com

## FLORIDA GATORS

Location..... Gainesville, Fla.  
 Enrollment..... 49,785  
 Colors..... Orange and Blue  
 Nickname..... Gators  
 Conference..... Southeastern  
 Home Field/Capacity..... McKethan Stadium at Perry Field/5,500  
 Head Coach..... Kevin O'Sullivan (Virginia '91)  
 Record at Florida/Years..... 223-102/5 years  
 Career Coaching Record/Years..... 223-102/5 years  
 Assistant Coaches..... Craig Bell (North Florida '89)  
 ..... Brad Weitzel (Georgia '83)  
 2012 Overall Record..... 47-20  
 2012 Conference Record/Finish..... 18-12/t-2nd East  
 2012 Postseason Results..... 5-2 (College World Series)  
 Lettermen Returning/Lost..... 19/11  
 Position Players Returning/Lost..... 11/6  
 Pitchers Returning/Lost..... 9/5  
 Top Returnees..... Casey Turgeon (INF/So.) .281 avg, 4 HR, 30 RBI  
 ..... Jonathon Crawford (RHP/Jr.) 6-2, 3.13 ERA 73 K  
 Series Record..... Florida State leads 123-100-1  
 Baseball SID..... John Hines  
 SID E-mail..... johnh@gators.ufl.edu  
 SID Phone..... 352-375-4683 x6130  
 Press Box Phone..... 352-375-4683 x4355, 4356  
 Website..... www.gatorzone.com

## MARYLAND TERRAPINS

Location..... College Park, Md.  
 Enrollment..... 37,631  
 Colors..... Red, White, Black and Gold  
 Nickname..... Terrapins  
 Conference..... Atlantic Coast (Atlantic Division)  
 Home Field/Capacity..... Bob "Turtle" Smith Stadium/2,500  
 Head Coach..... John Szefc (Drexel '89)  
 Record at Maryland/Years..... First year  
 Career Coaching Record/Years..... 212-137-1/7 years  
 Assistant Coaches..... Jim Belanger (Louisville '08)  
 ..... Rob Vaughn (Kansas State '11)  
 2012 Overall Record..... 32-24  
 2012 Conference Record/Finish..... 10-20/5th Atlantic  
 2012 Postseason Results..... none  
 Lettermen Returning/Lost..... 20/13  
 Position Starters Returning/Lost..... 6/2  
 Pitchers Returning/Lost..... 6/7  
 Top Returnees..... Jordan Hagel (OF/Sr.) .317 avg, 20 2B, 15 SB  
 ..... K.J. Hockaday (3B/So.) .305 avg, 2 HR, 27 RBI  
 Series Record..... Florida State leads 64-5-0  
 Baseball SID..... Matthew Bertram  
 SID E-mail..... mbertram@umd.edu  
 SID Phone..... 301-314-8093  
 Press Box Phone..... 301-314-0379  
 Website..... www.umterps.com



# 2013 OPPONENTS

## STETSON HATTERS

Location..... DeLand, Fla.  
 Enrollment..... 3,961  
 Colors..... Hunter Green and White  
 Nickname..... Hatters  
 Conference..... Atlantic Sun  
 Home Field/Capacity..... Melching Field at Conrad Park/2,500  
 Head Coach..... Pete Dunn (Stetson '72)  
 Record at Stetson/Years..... 1,202-762-3/33 years  
 Career Coaching Record/Years..... 1,202-762-3/33 years  
 Assistant Coaches..... Chris Roberts (Florida State '92)  
 ..... Mark Leavitt (Princeton '88)  
 2012 Overall Record..... 35-23  
 2012 Conference Record/Finish..... 15-12/6th  
 2012 Postseason Results..... none  
 Lettermen Returning/Lost..... 11/15  
 Position Starters Returning/Lost..... 3/6  
 Pitchers Returning/Lost..... 2/2  
 Top Returnees..... Mitchel Brennan (OF/Sr.) .282 avg, 3 HR, 32 RBI  
 ..... Kurt Schluter (RHP/Sr.) 5-3, 5.45 ERA 53 K  
 Series Record..... Florida State leads 48-22-0  
 Baseball SID..... Ricky Hazel  
 SID E-mail..... jhazel@stetson.edu  
 SID Phone..... 386-822-8130  
 Press Box Phone..... 386-736-7360  
 Website..... www.gohatters.com

## GEORGIA TECH YELLOW JACKETS

Location..... Atlanta, Ga.  
 Enrollment..... 20,291  
 Colors..... Old Gold and White  
 Nickname..... Yellow Jackets, Rambling Wreck  
 Conference..... Atlantic Coast (Coastal Division)  
 Home Field/Capacity..... Russ Chandler Stadium/4,157  
 Head Coach..... Danny Hall (Miami, Ohio '77)  
 Record at Georgia Tech/Years..... 817-375-1/19 years  
 Career Coaching Record/Years..... 1,025-492-1/25 years  
 Assistant Coaches..... Bryan Prince (Georgia Tech '05)  
 ..... Jason Howell (North Carolina '02)  
 2012 Overall Record..... 38-26  
 2012 Conference Record/Finish..... 12-18/4th Coastal  
 2012 Postseason Results..... 2-2 (Gainesville Regional)  
 Lettermen Returning/Lost..... 23/10  
 Position Starters Returning/Lost..... 7/1  
 Starting Pitchers Returning/Lost..... 4/0  
 Top Returnees..... Buck Farmer (RHP/Sr.) 8-4, 3.54 ERA, 115 K  
 ..... Brandon Thomas (LF/Sr.) .360 avg, 5 HR, 15 2B, 12 SB  
 Series Record..... Florida State leads 67-41-0  
 Baseball SID..... Mike DeGeorge  
 SID E-mail..... mdegeorge@athletics.gatech.edu  
 SID Phone..... 404-894-5445  
 Press Box Phone..... 404-894-3167  
 Website..... www.ramblinwreck.com

## VIRGINIA TECH HOKIES

Location..... Blacksburg, Va.  
 Enrollment..... 31,000  
 Colors..... Chicago Maroon and Burnt Orange  
 Nickname..... Hokies  
 Conference..... Atlantic Coast (Coastal Division)  
 HomeField/Capacity..... English Field/4,000  
 Head Coach..... Pete Hughes (Davidson '90)  
 Record at Virginia Tech/Years..... 182-152/6 years  
 Career Coaching Record/Years..... 484-363-2/16 years  
 Assistant Coaches..... Patrick Mason (Northeastern '07)  
 ..... Mike Kunigonis (American International '01)  
 2012 Overall Record..... 34-21  
 2012 Conference Record/Finish..... 11-19/5th Coastal  
 2012 Postseason Results..... none  
 Lettermen Returning/Lost..... 17/8  
 Position Starters Returning/Lost..... 6/3  
 Starting Pitchers Returning/Lost..... 1/3  
 Top Returnees..... Mark Zagunis (C/So.) .344 avg, 5 HR, 34 RBI  
 ..... Tanner McIntyre (RHP/Sr.) 7-0, 2.32 ERA, 34 K  
 Series Record..... Florida State leads 39-8-0  
 Baseball SID..... Marc Mullen  
 SID E-mail..... marcm@vt.edu  
 SID Phone..... 540-998-5900  
 Press Box Phone..... 540-231-8974  
 Website..... www.hokiesports.com

## FLORIDA GULF COAST EAGLES

Location..... Ft. Myers, Fla.  
 Enrollment..... 13,468  
 Colors..... Emerald Green and Cobalt Blue  
 Nickname..... Eagles  
 Conference..... Atlantic Sun  
 Home Field/Capacity..... Swanson Stadium/1,500  
 Head Coach..... Dave Tollett (Tusculum '88)  
 Record at FGCU/Years..... 357-196-2/10 years  
 Career Coaching Record/Years..... 357-196-2/10 years  
 Associate Head Coach..... Rusty McKee (North Florida '00)  
 Assistant Coach..... Forrest Martin (Southwestern '03)  
 2012 Overall Record..... 26-31  
 2012 Conference Record/Finish..... 15-12/3rd  
 2012 Postseason Results..... none  
 Position Starters Returning/Lost..... 8/1  
 Starting Pitchers Returning/Lost..... 2/2  
 Top Returnees..... Sean Dwyer (OF/Jr.) .297 avg, 3 HR, 39 RBI  
 ..... Ricky Knapp (RHP/Jr.) 9-4, 2.34 ERA, 111.1 IP, 61 K  
 Series Record..... Florida State leads 4-1-0  
 Baseball SID..... Patrick Pierson  
 SID E-mail..... ppierson@fgcu.edu  
 SID Phone..... 239-590-7061  
 Press Box Phone..... 239-590-7061  
 Website..... www.fgcuathletics.com



# 2013 OPPONENTS

## MIAMI HURRICANES

Location.....Coral Gables, Fla.  
 Enrollment.....15,629  
 Colors.....Orange, Green and White  
 Nickname.....Hurricanes  
 Conference.....Atlantic Coast (Coastal Division)  
 Home Field/Capacity... Alex Rodriguez Park at Mark Light Field/4,999  
 Head Coach.....Jim Morris (Elon '73)  
 Record at Miami/Years.....850-344-3/19 years  
 Career Coaching Record/Years.....1,485-629-4/34 years  
 Assistant Coaches.....Gino DiMare (Miami '98)  
 .....J.D. Arteaga (Miami '02)  
 2012 Overall Record.....36-23  
 2012 Conference Record/Finish.....16-14/3rd Coastal  
 2012 Postseason Results.....0-2 (Coral Gables Regional)  
 Lettermen Returning/Lost.....18/10  
 Position Starters Returning/Lost.....6/3  
 Starting Pitchers Returning/Lost.....3/2  
 Top Returnees.....Brad Fieger (INF/Jr.) .295 avg, 4 HR, 39 RBI  
 .....Javi Salas (RHP/Jr.) 6-3, 3.21 ERA, 48 K  
 Series Record.....Florida State leads 143-121-4  
 Baseball SID.....Camron Ghorbi  
 E-mail.....c.ghorbi@miami.edu  
 Office Phone.....305-284-3230  
 Press Box Phone.....305-284-8192  
 Website.....www.hurricanesports.com

## DUKE BLUE DEVILS

Location.....Durham, N.C.  
 Enrollment.....6,524  
 Colors.....Duke Blue and White  
 Nickname.....Blue Devils  
 Conference.....Atlantic Coast (Coastal Division)  
 Home Field/Capacity.....Durham Bulls Athletic Park/10,000  
 Jack Coombs Field/2,000  
 Head Coach.....Chris Pollard  
 Record at Duke/Years.....First Year  
 Career Coaching Record/Years.....385-318/13 years  
 Assistant Coaches.....Josh Jordan (Catawba College '02)  
 .....Andrew See (Ohio '02)  
 2012 Overall Record.....21-34  
 2012 Conference Record/Finish.....9-21/6th Coastal  
 2012 Postseason Results.....none  
 Lettermen Returning/Lost.....27/3  
 Position Starters Returning/Lost.....8/1  
 Pitchers Returning/Lost.....11/2  
 Top Returnees.....Mike Rosenfield (C/Jr.) .312, 10 2B, 31 RBI  
 .....Andy Perez (INF/So.) .270, 9 2B, 11 RBI  
 Series Record.....Florida State leads 68-19-0  
 Baseball SID.....Ashley Wolf  
 SID E-mail.....awolf@duaa.duke.edu  
 SID Phone.....919-668-4393  
 Press Box Phone.....none  
 Website.....www.goduke.com

## SOUTH ALABAMA JAGUARS

Location.....Mobile, Ala.  
 Enrollment.....15,009  
 Colors.....Blue, red and White  
 Nickname.....Jaguars  
 Conference.....Sun Belt  
 Home Field/Capacity.....Stanky Field/3,775  
 Head Coach.....Mark Calvi (Nova Southeastern '91)  
 Record at South Alabama/Years.....23-34/1 year  
 Career Coaching Record/Years.....23-34/1 year  
 Assistant Coaches.....Bob Keller (Biola '92)  
 .....Jerry Zulli (New Orleans '02)  
 2012 Overall Record.....23-34  
 2012 Conference Record/Finish.....15-15/4th  
 2012 Postseason Results.....none  
 Lettermen Returning/Lost.....19/3  
 Position Starters Returning/Lost.....8/1  
 Pitchers Returning/Lost.....9/2  
 Top Returnees.....Jordan Patterson (OF/Jr.) .323 avg, 8 HR, 44 RBI  
 .....Nolan Earley (OF/Sr.) .318 avg, 6 HR, 14 2B, 35 RBI  
 Series Record.....Florida State leads 35-26-1  
 Baseball SID.....Charlie Nichols  
 SID E-mail.....charlesnichols@usouthal.edu  
 SID Phone.....251-414-8017  
 Press Box Phone.....251-461-1842  
 Website.....www.usajaguars.com

## VIRGINIA CAVALIERS

Location.....Charlottesville, Va.  
 Enrollment.....20,399  
 Colors.....Orange and Blue  
 Nickname.....Cavaliers, Wahoos, 'Hoos  
 Conference.....Atlantic Coast (Coastal Division)  
 Home Field/Capacity.....UVa Baseball Stadium/4,980  
 Head Coach.....Brian O'Connor (Creighton '93)  
 Record at Virginia/Years.....411-149-2/10 years  
 Career Coaching Record/Years.....411-149-2/10 years  
 Associate Head Coach.....Kevin McMullan  
 Assistant Coach.....Karl Kuhn  
 2012 Overall Record.....39-19-1  
 2012 Conference Record/Finish.....18-12/2nd Coastal  
 2012 Postseason Results.....1-2 (Charlottesville Regional)  
 Lettermen Returning/Lost.....19/9  
 Position Starters Returning/Lost.....6/3  
 Pitchers Returning/Lost.....8/5  
 Top Returnees.....Reed Gragnani (INF/Sr.) .362 avg, .421 OBP  
 .....Jared King (INF/Sr.) .263 avg, 4 HR, 44 RBI  
 Series Record.....Florida State leads 48-20  
 Baseball SID.....Andy Fledderjohann  
 SID E-mail.....fledder@virginia.edu  
 SID Phone.....434-982-5131  
 Press Box Phone.....434-244-4071  
 Website.....www.virginiasports.com



# 2013 OPPONENTS

## WAKE FOREST DEMON DEACONS

Location..... Winston Salem, N.C.  
 Enrollment.....4,775  
 Colors.....Old Gold and Black  
 Nickname..... Demon Deacons  
 Conference..... Atlantic Coast (Atlantic Division)  
 Home Field/Capacity.....Gene Hooks Field/6,000  
 Head Coach..... Tom Walter  
 Record at Wake Forest/Years.....76-92/3 years  
 Career Coaching Record/Years..... 502-420/16 years  
 Assistant Coaches..... Dennis Healy (George Washington '96)  
 ..... Bill Cilento (Siena '03)  
 2012 Overall Record..... 33-24  
 2012 Conference Record/Finish..... 13-17/4th Atlantic  
 2012 Postseason Results..... none  
 Lettermen Returning/Lost..... 20/10  
 Position Starters Returning/Lost.....7/2  
 Pitchers Returning/Lost.....8/2  
 Top Returnees..... Pat Blair (SS/Sr.) .292, 15 2B, 22 SB  
 ..... Jack Fischer (RHP/Jr.) 5-4, 2.84 ERA, 63.1 IP  
 Series Record..... Florida State leads 79-21-0  
 Baseball SID..... Steven Wright  
 SID E-mail..... wrights@wfu.edu  
 SID Phone..... 336-758-4120  
 Press Box Phone..... 336-759-7373  
 Website..... www.wakeforestsports.com

## UCF KNIGHTS

Location..... Orlando, Fla.  
 Enrollment.....59,767  
 Colors.....Black and Gold  
 Nickname..... Knights  
 Conference..... Conference USA  
 Home Field/Capacity..... Jay Bergman Field/3,600  
 Head Coach..... Terry Rooney (Radford '96)  
 Record at UCF/Years.....139-97/4 years  
 Career Coaching Record/Years.....139-97/4 years  
 Assistant Coaches..... Kevin Schnall (Coastal Carolina '01)  
 ..... Ryan Klosterman (Vanderbilt '04)  
 2012 Overall Record..... 45-17  
 2012 Conference Record/Finish..... 16-8/2nd  
 2012 Postseason Results..... 2-2 (Coral Gables Regional)  
 Lettermen Returning/Lost..... 13/11  
 Position Starters Returning/Lost.....4/5  
 Pitchers Returning/Lost.....10/6  
 Top Returnees..... Chris Taladay (3B/Sr.) .298 avg, 5 HR, 49 RBI  
 ..... Ben Lively (RHP/Jr.) 9-2, 3.00 ERA 81.0 IP, 84 K  
 Series Record..... Florida State leads 23-5  
 Baseball SID..... Eric DeSalvo  
 SID E-mail..... edesalvo@athletics.ucf.edu  
 SID Phone..... 407-823-6489  
 Press Box Phone.....  
 Website..... www.ucfathletics.com

## NC STATE WOLFPACK

Location..... Raleigh, N.C.  
 Enrollment.....34,767  
 Colors.....Red and White  
 Nickname..... Wolfpack  
 Conference..... Atlantic Coast (Atlantic Division)  
 Home Field/Capacity.....Doak Field/2,500  
 Head Coach..... Elliott Avent (VCU '83)  
 Record at NC State/Years..... 599-382/16 years  
 Career Coaching Record/Years..... 823-595/24 years  
 Associate Head Coach..... Tom Holliday (Miami '75)  
 Assistant Coach..... Chris Hart (Florida State '03)  
 2012 Overall Record..... 43-20  
 2012 Conference Record/Finish..... 19-11/2nd Atlantic  
 2012 Postseason Results..... 4-3 (Gainesville Super Regional)  
 Lettermen Returning/Lost.....20/6  
 Position Starters Returning/Lost.....6/4  
 Pitchers Returning/Lost.....10/1  
 Top Returnees..... Carlos Rodon (LHP/So.) 9-0, 1.57 ERA , 135 K  
 ..... Trea Turner (3B/So.) .336 avg, 5 HR, 43 RBI, 57 SB  
 Series Record..... Florida State leads 57-26-0  
 Baseball SID..... Cavan Fosnes  
 SID E-mail..... cafosnes@ncsu.edu  
 SID Phone..... 919-896-1863  
 Press Box Phone..... 919-896-1863  
 Website..... www.gopack.com

## CLEMSON TIGERS

Location.....Clemson, S.C.  
 Enrollment.....19,911  
 Colors.....Clemson Orange and Regalia  
 Nickname..... Tigers  
 Conference..... Atlantic Coast (Atlantic Division)  
 Home Field/Capacity.....Doug Kingsmore Stadium/6,346  
 Head Coach..... Jack Leggett (Maine '76)  
 Record at Clemson/Years..... 847-404-1/19 years  
 Career Coaching Record/Years.....1,224-694-1/33 years  
 Assistant Coaches..... Dan Pepicelli (SUNY-Cortland '90)  
 ..... Bradley LeCroy (Clemson '01)  
 2012 Overall Record..... 35-28  
 2012 Conference Record/Finish..... 16-14/3rd Atlantic  
 2012 Postseason Results..... 2-2 (Columbia Regional)  
 Lettermen Returning/Lost..... 18/11  
 Position Starters Returning/Lost.....4/5  
 Starting Pitchers Returning/Lost.....3/3  
 Top Returnees..... Kevin Pohle (RHP/Jr.) 7-4, 3.66 ERA, 40 K  
 ..... Thomas Brittle (OF/Sr.) .298 avg, 8 3B, 36 RBI, 15 SB  
 Series Record..... Florida State leads 66-58-1  
 Baseball SID..... Brian Hennessy  
 SID E-mail..... bhennes@clermson.edu  
 SID Phone..... 864-656-1921  
 Press Box Phone..... 864-656-7731  
 Website..... www.clemson-tigers.com



# ALL-TIME SERIES RECORDS

TEAM	SERIES		
	FIRST MTNG.	LAST MTNG.	STANDINGS W-L-T
Akron	1999	2001	4-0-0
Alabama	1967	2011	7-2-0
Ala-Birmingham	1988	2012	2-0-0
Amherst	1952	1964	7-1-0
Appalachian State	1993	2007	16-0-0
Arizona	1963	2012	5-8-0
Arizona State	1987	2004	23-11-0
Arkansas	1985	2009	0-5-0
Armstrong State	1985	1985	2-0-0
Army	1975	2005	2-0-0
Auburn	1954	2009	75-41-0
Austin Peay	1979	1987	5-0-0
Ball State	1984	1991	19-2-0
Baptist	1988	1990	7-0-0
Belmont Abbey	1969	1969	2-0-0
Bethune-Cookman	2000	2011	5-0-0
Biscayne College	1976	1976	4-0-0
Boston College	2007	2012	18-4-0
Bowling Green	1970	1970	1-0-0
Bradley	1950	1950	1-1-0
Brigham Young	1994	1994	1-0-0
Brooklyn College	1980	1980	1-0-0
Brown	1971	2006	8-1-0
Bucknell	2008	2008	1-1-0
Butler	2004	2004	1-0-0
California	1992	1992	1-0-0
UCLA	2012	2012	1-0-0
UC-Santa Barbara	1996	1996	1-0-0
Cal St-Fullerton	1984	1999	7-10-0
Cal St-Northridge	1996	1996	1-0-0
Campbellsville College	1981	1981	1-0-0
Central Connecticut St.	2010	2010	1-0-0
UCF	1985	2012	23-5-0
Central Michigan	1990	1994	2-0-0
Charleston Southern*	1988	2010	18-0-0
Chicago State	1972	1972	3-0-0
Cincinnati	1953	1991	22-2-0
The Citadel	1998	2003	9-1-0
Clemson	1958	2012	66-58-1
Cleveland State	1981	1982	3-0-0
Coastal Carolina	1991	1996	11-0-0
College of Charleston	1992	1995	9-1-0
Columbus College	1974	1976	5-0-0
Connecticut	1957	1957	0-1-0
Cumberland	1973	1973	2-0-0
Dartmouth	1970	1970	1-0-0
Davidson	1954	1954	1-0-0
Dayton	1980	1980	1-0-0
Delaware	1979	1998	1-1-0
Duke	1954	2012	68-19-0
Duquesne	2008	2008	3-0-0
East Carolina	1962	1984	4-3-0
East Tennessee State	1978	1978	2-0-0
Eastern Illinois	1980	1980	1-0-0
Eastern Michigan	1975	1982	0-2-0
Evansville	2000	2003	4-0-0
Fairleigh Dickinson	1973	1973	2-0-0

TEAM	SERIES		
	FIRST MTNG.	LAST MTNG.	STANDINGS W-L-T
Flagler	1980	1982	4-1-0
Florida	1956	2012	123-100-1
Florida A&M	1971	2002	13-0-0
Florida Atlantic	1995	1998	8-1-0
Florida Gulf Coast	2009	2012	4-1-0
Florida International	1973	2012	16-6-0
Florida Southern	1949	1974	29-13-1
Fresno State	1991	1991	0-1-0
Furman	1955	1994	14-1-0
George Mason	1985	1985	1-0-0
George Washington	1958	1959	2-0-0
Georgia	1951	2011	36-25-0
Georgia Savannah	1948	1948	0-1-0
Georgia Southern**	1948	1985	94-31-0
Ga Southwestern	1976	1976	3-1-0
Georgia State	1981	2010	28-2-0
Georgia Tech	1959	2012	67-41-0
Grambling State	1985	2009	17-1-0
Hawaii	1977	2005	9-9-0
Hawaii-Hilo	1994	2005	10-1-0
Hawaii Pacific	1998	2005	2-1-0
High Point	2009	2009	2-0-0
Hofstra	2007	2012	16-0-0
Holy Cross	1970	1970	2-0-0
Howard	1976	1976	1-1-0
Illinois	1956	1990	5-0-0
Illinois State	2004	2004	1-0-0
Indiana	1956	2007	6-0-0
Indiana State	1986	1986	1-0-0
Iowa	1988	1988	1-0-0
Ithaca	1957	1962	3-0-0
Jackson State	1981	1981	1-0-0
Jacksonville	1960	2012	119-37-0
Jacksonville State	1954	1973	3-0-0
Kearney State	1977	1977	2-0-0
Kent	1992	1992	1-0-0
Kentucky	1965	1977	6-1-0
Kentucky Wesleyan	1968	1969	4-0-0
Kenyon	1952	1952	2-0-0
Lafayette	1971	1990	4-0-0
Lamar	1988	1988	1-0-0
Lenoir-Rhyne	1980	1980	1-0-0
Lewis	1974	1974	0-3-0
Le Moyne	2010	2010	2-1-0
Liberty	1998	2001	2-0-0
Long Beach State	1993	1998	0-2-0
Long Island	1997	1998	2-0-0
Louisiana State	1955	2000	13-6-0
Louisville	1977	1991	15-2-0
Loyola (La.)	1952	1969	11-1-0
Maine	1988	2012	9-0-0
Marietta	1973	1977	1-1-0
Marist	1997	2009	2-0-0
Marshall	1978	1997	5-1-0
Maryland	1965	2012	64-5-0
Memphis State	1977	1991	42-15-0
Mercer	1948	2006	58-8-0

TEAM	SERIES		
	FIRST MTNG.	LAST MTNG.	STANDINGS W-L-T
Mercer-Atlanta	1974	1982	9-0-0
Miami	1951	2012	143-121-4
Michigan	1959	1995	7-1-0
Michigan State	1957	2004	15-6-0
Middle Georgia	1948	1958	2-0-0
Millsaps	1949	1949	1-0-0
Minnesota	1981	2006	17-1-0
Mississippi	1949	1995	7-2-0
Mississippi College	1948	1960	11-4-1
Mississippi State	1964	2007	6-6-0
Missouri-Rolla	1980	1980	2-0-0
Monmouth	1980	1980	1-0-0
Morehead State	1978	1998	3-0-0
Navy	1963	1963	0-1-0
Nebraska	2004	2004	1-0-0
New Orleans	1980	1991	3-3-0
New York University	1970	1970	2-0-0
Nevada-Las Vegas	1977	1984	4-8-0
Niagara	1974	1976	7-0-0
North Carolina	1956	2011	63-28-0
UNC Asheville	1994	2009	21-1-0
UNC Charlotte	1987	1987	2-0-0
UNC Greensboro	1997	1998	4-0-0
NC State	1962	2012	57-26-0
UNC Wilmington	1974	1974	3-0-0
North Central	1977	1977	3-0-0
North Florida	2006	2010	8-2-0
North Georgia	2012	2012	1-0-0
Northeast Louisiana	1964	1964	1-0-0
Northeastern Illinois	1996	1996	1-0-0
Northern Illinois	1971	1971	1-0-0
Northern Iowa	1991	2001	7-0-0
Northern Kentucky	1980	1980	1-0-0
Notre Dame	1956	2002	5-4-0
Oakland	1978	1979	4-0-0
Oglethorpe	1949	1949	0-1-0
Ohio	1970	1974	1-1-0
Ohio State	1960	2009	6-3-0
Oklahoma	1982	1998	2-1-0
Oklahoma State	1986	1986	1-0-0
Old Dominion	1988	1995	2-0-0
Olivet	1977	1977	2-0-0
Oral Roberts	2004	2004	3-0-0
Oregon	2010	2010	2-0-0
Otterbein	1976	1982	7-0-0
Parsons	1967	1967	0-2-0
Penn State	1957	1969	7-2-0
Pittsburgh	1983	2002	19-0-0
Providence	1999	1999	1-0-0
Purdue	1993	1993	0-1-0
Rhode Island	2012	2012	3-0-0
Rice	1989	1989	2-1-0
Richmond	1972	1992	20-0-0
Rider College	1970	1989	3-0-0
Ripon	1981	1981	2-0-0
Rollins	1948	1973	12-11-0
Rose Hulman	1978	1978	4-0-0



# ALL-TIME SERIES RECORDS

TEAM	SERIES		W-L-T
	FIRST MTNG.	LAST MTNG.	
Rutgers	1966	2003	2-0-0
Samford	1985	2012	18-1-0
Santa Clara	1962	1962	1-1-0
Savannah State	2006	2008	6-1-0
Seton Hall	1975	1975	0-1-0
Siena	2000	2007	9-0-0
South Alabama	1969	2006	35-26-1
South Carolina	1969	1991	19-10-0
USF	1969	2002	65-16-0
SE Louisiana	1953	1953	1-1-0
SE Missouri State	1982	1994	3-0-0
Southern	1982	1982	2-0-0
Southern Cal	1963	2000	2-6-0
Southern Illinois	1968	1970	6-1-0
Southern Mississippi	1982	1991	38-12-0
SW Louisiana	1976	1998	6-0-0
Springfield	1967	1968	4-0-0
Spring Hill	1966	1966	4-0-0
St. Bonaventure	1997	1997	1-0-0
St. Francis (Ill.)	1979	1979	3-1-0
St. Joseph's	1972	2005	14-0-0
St. Leo	1969	1998	29-4-0
St. Louis	1965	1981	1-1-0
St. Xavier	1982	1983	2-0-0
Stanford	1992	2012	11-9-0
Stetson	1949	2012	48-22-0
Stony Brook	2012	2012	1-0-0
Tampa	1949	1984	24-3-1
Tennessee	1951	2007	6-4-0
Tennessee-Martin	1979	1979	2-0-0
Tennessee Tech	1983	1984	3-0-0
Texas	1965	2003	3-4-0
Texas A&M	1986	2011	3-3-0
Texas Christian	2010	2010	0-2-0
Troy	1948	1999	13-2-0
Tulane	1967	2008	39-18-0
Union	1970	1971	5-0-0
Valdosta State	1963	2011	24-4-1
Valparaiso	1982	1982	1-0-0
Vanderbilt	1972	2010	4-2-0
Virginia	1972	2012	48-20-0
VMI	1990	2011	17-0-0
Virginia Tech	1967	2012	39-8-0
Wake Forest	1962	2012	79-21-0
Washington State	1988	1988	2-0-0
Western Carolina	1992	2002	4-1-0
Western Kentucky	1978	2001	14-1-0
Western Michigan	1959	1974	6-8-0
West Florida	1981	1984	5-0-0
West Virginia	1956	2004	4-2-0
Wichita State	1989	2008	4-5-0
William & Mary	1967	1967	1-0-0
Wingate	1980	1983	6-0-0
Winthrop	1993	2006	4-1-0
Wisconsin	1955	1958	8-1-0
Wright State	1979	1980	3-1-0
Yale	1957	1957	2-0-0

\*Formerly Baptist College

\*\*Formerly Georgia Teachers

## OTHER AMATEUR TEAMS

TEAM	FIRST MTNG.	LAST MTNG.	SERIES STANDINGS W-L-T
Camp LeJeune	1959	1959	3-0-0
Georgia Teachers	1948	1959	17-2-0
Jacksonville Navy	1953	1955	3-2-0
Pensacola Navy	1965	1965	3-0-0
Valdosta Red Sox	1968	1968	4-0-0

## PROFESSIONAL EXHIBITIONS

TEAM	FIRST MTNG.	LAST MTNG.	SERIES STANDINGS W-L-T
Birmingham (AA)	1968	1968	0-3-0
Knoxville (A)	1958	1958	1-0-0
Pittsfield (AA)	1968	1968	0-3-0
Tallahassee Citizens	1951	1951	1-0-0
Tallahassee Rebels	1954	1954	1-1-0
Pawtucket (AAA)	1970	1970	0-1-0
Baltimore (AL)	1970	1970	0-1-0
New York (AL)	1978	1985	1-1-0
Atlanta (NL)	1981	1982	1-1-0
Kansas City (AL)	1988	1988	Rain
Florida (NL)	1994	2001	0-2-0
Tampa Bay (AL)	1998	1998	0-1-0
Philadelphia (NL)	2007	2011	0-3-0

## AGAINST THE ACC

TEAM	SERIES STANDINGS	WINNING
	W-L-T	PCT.
Boston College	18-4-0	.818
Clemson	66-58-1	.532
Duke	68-19-0	.782
Georgia Tech	67-41-0	.620
Maryland	64-5-0	.928
Miami	143-121-4	.541
North Carolina	63-28-0	.692
NC State	57-26-0	.687
Virginia	48-20-0	.706
Virginia Tech	39-8-0	.830
Wake Forest	79-21-0	.790
<b>RECORD AGAINST THE ACC</b>	<b>712-351-5</b>	<b>.669</b>

## AGAINST STATE SCHOOLS

TEAM	SERIES STANDINGS	WINNING
	W-L-T	PCT.
Bethune-Cookman	5-0-0	1.000
Biscayne (St. Thomas)	4-0-0	1.000
UCF	23-5-0	.821
Flagler	4-1-0	.800
Florida	123-100-1	.551
Florida A&M	13-0-0	1.000
Florida Atlantic	8-1-0	.889
Florida Gulf Coast	4-1-0	.800
Florida International	16-6-0	.727
Florida Southern	29-13-1	.686
Jacksonville	119-37-0	.763
Miami	143-121-4	.541
North Florida	8-2-0	.800
Rollins	12-11-0	.522
USF	65-16-0	.802
St. Leo	29-4-0	.879
Stetson	48-22-0	.686
Tampa	24-3-1	.875
West Florida	5-0-0	1.000
<b>RECORD AGAINST THE STATE</b>	<b>682-343-7</b>	<b>.664</b>





17 CONFERENCE CHAMPIONSHIPS ~ 6 STRAIGHT ACC ATLANTIC DIVISION TITLES

ALL-TIME ACC RESULTS

Table listing baseball results for Florida State University from 1985 to 2012, including date, opponent, and score.

FSU Most Runs (Gm): 18 (2002, 2002)
FSU Widest Margin: 17-0 (2000)
DU Most Runs (Gm): 14 (1995)
DU Widest Margin: 14-5 (1995)
High-Scoring Game: 23 (FSU 18-5, 2002; FSU 15-8, 2003)
Low Scoring Game: 2 (FSU 2-0, 1957)
Longest FSU Win Streak: 13 (1997-01)
Shutouts By: FSU 9, DU 1

GEORGIA TECH: 67-41

At Florida State: FSU leads 35-16
At Georgia Tech: FSU leads 25-16
At Neutral: Georgia Tech leads 9-7

Table listing baseball results for Georgia Institute of Technology from 1959 to 1996, including date, opponent, and score.

Table listing baseball results for Florida State University from 1985 to 2012, including date, opponent, and score.

FSU Most Runs (Gm): 19 (1985)
FSU Widest Margin: 19-0 (1985)
GT Most Runs (Gm): 18 (2005)
GT Widest Margin: 18-2 (2005)
High-Scoring Game: 28 (FSU 17, GT 11 2007)
Low Scoring Game: 1 (GT 1-0, 1973)
Longest FSU Win Streak: 6 (2007-08)
Longest GT Win Streak: 8 (2005-06)
Shutouts By: FSU 4, GT 2

MARYLAND: 64-5

At Florida State: FSU leads 33-3
At Maryland: FSU leads 28-2
At Neutral: FSU leads 3-0

Table listing baseball results for Maryland from 1965 to 1994, including date, opponent, and score.

Table listing baseball results for Florida State University from 1994 to 2012, including date, opponent, and score.

FSU Most Runs (Gm): 27 (1997)
FSU Widest Margin: 27-2 (1997)
MD Most Runs (Gm): 14 (1998)
MD Widest Margin: 14-6 (1998)
High-Scoring Game: 29 (FSU 27-2, 1997)
Low Scoring Game: 1 (FSU 1-0, 1995)
Longest FSU Win Streak: 40 (1998-2011)
Shutouts By: FSU 9, MD 1

MIAMI: 143-121-4

At Florida State: FSU leads 76-54-2
At Miami: Series tied 62-62-2
At Neutral: Series tied 5-5

Table listing baseball results for Miami from 1951 to 1998, including date, opponent, and score.





# ALL-TIME ACC RESULTS

May 5, 1958	Miami	W, 9-2	Feb 25, 1983	Miami	L, 0-9	Apr 7, 1996	Tallahassee	W, 15-1
May 6, 1958	Miami	W, 6-1	Feb 26, 1983	Miami	L, 2-4	Apr 12, 1996	Miami	L, 2-6
Mar 14, 1960	Miami	W, 6-3	Apr 15, 1983	Tallahassee	W, 6-5	Apr 13, 1996	Miami	L, 8-9
Mar 15, 1960	Miami	W, 10-6	Apr 16, 1983	Tallahassee	W, 4-3	Apr 14, 1996	Miami	L, 4-7
May 13, 1960	Tallahassee	W, 16-3	Apr 17, 1983	Tallahassee	W, 5-0	Apr 11, 1997	Tallahassee	L, 5-9
May 14, 1960	Tallahassee	W, 9-5	Feb 2, 1984	Miami	L, 7-0	Apr 12, 1997	Tallahassee	L, 5-8
Apr 17, 1961	Miami	W, 2-0	May 29, 1983*	Tallahassee	L, 5-10	Apr 13, 1997	Tallahassee	W, 8-7
Apr 18, 1961	Miami	W, 14-6	Feb 24, 1984	Miami	L, 0-7	May 2, 1997	Miami	L, 1-9
Apr 16, 1962	Tallahassee	L, 4-6	Feb 25, 1984	Miami	W, 5-4	May 3, 1997	Miami	L, 6-7
Apr 17, 1962	Tallahassee	W, 9-8	Feb 26, 1984	Miami	W, 7-6	May 4, 1997	Miami	W, 7-3
Apr 1, 1963	Miami	W, 2-1	Apr 13, 1984	Tallahassee	W, 3-2	Apr 3, 1998	Tallahassee	L, 4-9
Apr 2, 1963	Miami	L, 1-4	Apr 14, 1984	Tallahassee	L, 3-4	Apr 4, 1998	Tallahassee	L, 2-8
Mar 12, 1965	Tallahassee	W, 7-4	Apr 15, 1984	Tallahassee	W, 5-4	Apr 5, 1998	Tallahassee	L, 6-9
Mar 13, 1965	Tallahassee	W, 9-4	Feb 22, 1985	Miami	W, 5-2	May 1, 1998	Miami	L, 1-7
Mar 13, 1965	Tallahassee	T, 9-9	Feb 23, 1985	Miami	W, 4-15	May 2, 1998	Miami	W, 11-5
Apr 8, 1966	Tallahassee	L, 1-6	Feb 24, 1985	Miami	L, 5-6	May 3, 1998	Miami	W, 5-4
Apr 9, 1966	Tallahassee	W, 10-2	Apr 12, 1985	Tallahassee	L, 2-3	Apr 16, 1999	Tallahassee	W, 8-2
Mar 3, 1967	Miami	W, 9-4	Apr 13, 1985	Tallahassee	W, 13-5	Apr 17, 1999	Tallahassee	L, 3-4
Mar 4, 1967	Miami	W, 6-5	Apr 14, 1985	Tallahassee	L, 5-8	Apr 18, 1999	Tallahassee	L, 7-8
Apr 19, 1968	Tallahassee	W, 4-1	Apr 11, 1986	Tallahassee	W, 6-1	Apr 23, 1999	Miami	L, 7-8
Apr 20, 1968	Tallahassee	W, 7-6	Apr 12, 1986	Tallahassee	L, 3-4	Apr 24, 1999	Miami	L, 4-9
Mar 7, 1969	Miami	W, 6-2	Apr 13, 1986	Tallahassee	W, 8-3	Apr 25, 1999	Miami	L, 8-9
Mar 8, 1969	Miami	W, 5-0	May 2, 1986	Miami	L, 10-11	Jun 19, 1999***	Omaha, NE	L, 5-6
Mar 21, 1970	Miami	W, 10-1	May 3, 1986	Miami	W, 14-6	Apr 7, 2000	Tallahassee	W, 14-13 (17)
Mar 22, 1970	Miami	W, 8-3	May 4, 1986	Miami	L, 5-7	Apr 8, 2000	Tallahassee	W, 12-2
May 8, 1970	Tallahassee	W, 11-4	Jun 3, 1986***	Omaha, NE	W, 7-2	Apr 9, 2000	Tallahassee	W, 5-4
May 9, 1970	Tallahassee	W, 6-2	Jun 8, 1986***	Omaha, NE	W, 4-3	Apr 14, 2000	Miami	L, 3-7
Mar 20, 1971	Miami	W, 5-4	Apr 10, 1987	Tallahassee	W, 14-3	Apr 15, 2000	Miami	L, 3-7
Mar 21, 1971	Miami	L, 4-5	Apr 11, 1987	Tallahassee	L, 6-11	Apr 16, 2000	Miami	W, 14-3
Apr 9, 1971	Tallahassee	W, 7-5	Apr 12, 1987	Tallahassee	L, 10-11 (11)	Jun 2, 2000**	Tallahassee	W, 9-2
Apr 10, 1971	Tallahassee	L, 4-7	May 1, 1987	Miami	L, 3-4 (10)	Jun 3, 2000**	Tallahassee	L, 5-7
Mar 20, 1972	Miami	W, 7-4	May 2, 1987	Miami	W, 6-4 (11)	Jun 4, 2000**	Tallahassee	W, 6-1
May 10, 1972	Tallahassee	L, 4-5	May 3, 1987	Miami	W, 8-6	Apr 13, 2001	Miami	W, 10-9
May 10, 1972	Tallahassee	L, 3-4	May 22, 1987*	Tallahassee	W, 5-2	Apr 14, 2001	Miami	L, 4-5
May 11, 1972	Tallahassee	W, 4-3	Apr 8, 1988	Tallahassee	L, 3-8	Apr 15, 2001	Miami	L, 1-7
Feb 15, 1973	Miami	L, 1-5	Apr 9, 1988	Tallahassee	W, 20-8	Apr 20, 2001	Tallahassee	L, 5-7
Mar 24, 1973	Miami	W, 7-6	Apr 10, 1988	Tallahassee	T, 5-5	Apr 21, 2001	Tallahassee	L, 6-9
Mar 25, 1973	Miami	W, 8-2	May 6, 1988	Miami	W, 6-5	Apr 22, 2001	Tallahassee	L, 4-7
Apr 19, 1973	Tallahassee	L, 1-10	May 7, 1988	Miami	L, 7-9	Apr 5, 2002	Tallahassee	W, 13-3
Apr 20, 1973	Tallahassee	W, 4-1	May 8, 1988	Miami	W, 6-3	Apr 6, 2002	Tallahassee	L, 2-5
Mar 16, 1974	Miami	L, 2-3	Apr 7, 1989	Tallahassee	W, 3-0	Apr 7, 2002	Tallahassee	W, 9-7 (13)
Mar 17, 1974	Miami	L, 3-4	Apr 8, 1989	Tallahassee	L, 1-8	Apr 12, 2002	Miami	W, 6-4
Apr 18, 1974	Tallahassee	W, 2-1	Apr 9, 1989	Tallahassee	W, 11-3	Apr 13, 2002	Miami	W, 9-3
Apr 18, 1974	Tallahassee	W, 7-4	May 5, 1989	Miami	L, 2-11	Apr 14, 2002	Miami	W, 17-11
Apr 19, 1974	Tallahassee	L, 3-17	May 6, 1989	Miami	L, 2-8	Apr 18, 2003	Miami	W, 4-2
Mar 25, 1975	Miami	W, 3-0	May 7, 1989	Miami	W, 8-4	Apr 19, 2003	Miami	W, 6-4
Mar 26, 1975	Miami	L, 0-2	Apr 13, 1990	Tallahassee	W, 7-3	Apr 20, 2003	Miami	T, 7-7
Mar 27, 1975	Miami	W, 10-7	Apr 14, 1990	Tallahassee	L, 5-8	Apr 25, 2003	Tallahassee	W, 1-0
Apr 4, 1975	Tallahassee	W, 8-0	Apr 15, 1990	Tallahassee	L, 3-8	Apr 26, 2003	Tallahassee	L, 3-14
Apr 5, 1975	Tallahassee	W, 5-2	May 4, 1990	Miami	L, 3-7	Apr 27, 2003	Tallahassee	W, 12-0
May 23, 1975*	Starkville, MS	W, 1-0	May 5, 1990	Miami	W, 6-2	Apr 9, 2004	Tallahassee	W, 6-5
May 25, 1975*	Starkville, MS	W, 6-5	May 6, 1990	Miami	W, 8-4	Apr 10, 2004	Tallahassee	L, 11-17
Feb 23, 1976	Miami	W, 5-1	Apr 12, 1991	Tallahassee	W, 5-2	Apr 11, 2004	Tallahassee	L, 0-4
May 5, 1976	Tallahassee	L, 1-6	Apr 13, 1991	Tallahassee	W, 12-4	Apr 16, 2004	Miami	L, 0-10
May 6, 1976	Tallahassee	L, 7-9	Apr 14, 1991	Tallahassee	W, 8-5	Apr 17, 2004	Miami	L, 3-7
May 6, 1976	Tallahassee	W, 20-4	May 3, 1991	Miami	W, 3-2	Apr 18, 2004	Miami	W, 10-3
Apr 18, 1977	Tallahassee	W, 14-10	May 4, 1991	Miami	W, 4-1	Apr 22, 2005	Miami	L, 3-5
Apr 19, 1977	Tallahassee	L, 4-10	May 5, 1991	Miami	L, 6-8	Apr 23, 2005	Miami	L, 2-5
Apr 25, 1977	Miami	L, 10-12	Apr 10, 1992	Tallahassee	L, 6-10	Apr 24, 2005	Miami	W, 13-1
Apr 26, 1977	Miami	L, 3-12	Apr 11, 1992	Tallahassee	L, 3-6	Apr 14, 2006	Tallahassee	L, 3-7
Apr 26, 1977	Miami	L, 2-10	Apr 12, 1992	Tallahassee	L, 5-6	Apr 15, 2006	Tallahassee	W, 16-1
May 20, 1978*	Miami	L, 2-7	Apr 24, 1992	Miami	L, 3-7	Apr 16, 2006	Tallahassee	L, 5-7
Mar 30, 1979	Miami	L, 3-4	Apr 25, 1992	Miami	L, 4-5	Apr 27, 2007	Miami	W, 7-6
Mar 31, 1979	Miami	L, 3-5	Apr 26, 1992	Miami	W, 3-2	Apr 28, 2007	Miami	W, 13-8
Apr 11, 1979	Tallahassee	W, 9-2	Apr 9, 1993	Tallahassee	W, 7-0	Apr 29, 2007	Miami	L, 1-7
Apr 12, 1979	Tallahassee	W, 3-2	Apr 10, 1993	Tallahassee	W, 8-1	May 25, 2007^	Jacksonville, FL	L, 3-9
Feb 22, 1980	Miami	L, 0-10	Apr 11, 1993	Tallahassee	W, 6-2	Apr 18, 2008	Tallahassee	L, 4-11
Feb 23, 1980	Miami	L, 3-4	Apr 23, 1993	Miami	W, 1-0	Apr 19, 2008	Tallahassee	W, 9-5
Feb 24, 1980	Miami	W, 9-8	Apr 24, 1993	Miami	L, 3-4 (12)	Apr 20, 2008	Tallahassee	L, 10-11
May 3, 1980	Tallahassee	L, 6-10	Apr 25, 1993	Miami	L, 13-14 (10)	Jun 16, 2008***	Omaha, NE	L, 5-7
May 4, 1980	Tallahassee	W, 7-5	Apr 8, 1994	Tallahassee	W, 6-3	Apr 3, 2009	Miami	W, 14-4
May 5, 1980	Tallahassee	L, 5-7	Apr 9, 1994	Tallahassee	L, 2-5	Apr 4, 2009	Miami	L, 4-6
Mar 6, 1981	Miami	L, 3-4	Apr 10, 1994	Tallahassee	L, 1-2	Apr 5, 2009	Miami	L, 8-14
Mar 7, 1981	Miami	L, 8-10	Apr 15, 1994	Miami	W, 6-1	May 21, 2009^	Durham, NC	W, 4-2
Mar 8, 1981	Miami	L, 4-19	Apr 16, 1994	Miami	L, 0-8	Apr 23, 2010	Tallahassee	L, 5-6
May 2, 1981	Tallahassee	L, 2-3	Apr 17, 1994	Miami	W, 7-2	Apr 24, 2010	Tallahassee	W, 8-7
May 3, 1981	Tallahassee	W, 5-4	Apr 7, 1995	Tallahassee	W, 9-1	Apr 25, 2010	Tallahassee	W, 7-6
May 4, 1981	Tallahassee	L, 3-4	Apr 8, 1995	Tallahassee	L, 5-6	May 26, 2010^	Greensboro, NC	L, 3-9
May 23, 1981*	Miami	L, 6-14	Apr 9, 1995	Tallahassee	W, 3-2 (11)	Apr 29, 2011	Miami	W, 6-5
Mar 26, 1982	Tallahassee	L, 5-6	Apr 14, 1995	Miami	W, 9-6 (14)	Apr 30, 2011	Miami	W, 2-0
Mar 27, 1982	Tallahassee	W, 5-3	Apr 15, 1995	Miami	W, 10-1 (12)	Apr 31, 2011	Miami	L, 1-5
Mar 28, 1982	Tallahassee	W, 9-3	Apr 16, 1995	Miami	L, 2-3	Apr 20, 2012	Tallahassee	W, 11-2
May 7, 1982	Miami	L, 5-11	Jun 4, 1995***	Omaha, NE	L, 2-4	Apr 21, 2012	Tallahassee	W, 6-1
May 8, 1982	Miami	W, 9-2	Apr 5, 1996	Tallahassee	W, 13-2	Apr 22, 2012	Tallahassee	W, 8-7 (10)
May 9, 1982	Miami	T, 7-7	Apr 6, 1996	Tallahassee	L, 2-13			





ALL-TIME ACC RESULTS

Table with 3 columns: Date, Location, Result. Includes games from Apr 2, 2000 to May 26, 2012.

FSU Most Runs (Gm): 20 (1997)
FSU Widest Margin: 20-2 (1997)
UVA Most Runs (Gm): 15 (2009)
UVA Widest Margin: 15-2 (2009)
High-Scoring Game: 23 (FSU 12-11 (10), 2011)
Low Scoring Game: 1 (UVA 1-0, 1994)
Longest FSU Win Streak: 9 (1998-2000)
Longest UVA Win Streak: 5 (2008-2010)
Shutouts By: FSU 6, UVA 4

VIRGINIA TECH: 39-8

At Florida State: FSU leads 27-6
At Virginia Tech: FSU leads 10-2
At Neutral: FSU leads 2-0

Table with 3 columns: Date, Location, Result. Includes games from Mar 22, 1967 to Apr 15, 2007.

Table with 3 columns: Date, Location, Result. Includes games from Mar 21, 2008 to Apr 1, 2012.

FSU Most Runs (Gm): 25 (1990)
FSU Widest Margin: 17-3 (1984)
VT Most Runs (Gm): 14 (1990)
VT Widest Margin: 12-4 (1980)
High-Scoring Game: 39 (FSU 25-14, 1990)
Low Scoring Game: 3 (VT 2-1, 2011; FSU 2-1, 2012)
Longest FSU Win Streak: 15 (1989-2006)
Longest VT Win Streak: 2 (2010)
Shutouts By: None

WAKE FOREST: 79-21

At Florida State: FSU leads 41-9
At Wake Forest: FSU leads 25-7
At Neutral: FSU leads 13-5

Table with 3 columns: Date, Location, Result. Includes games from Jun 4, 1962 to Apr 2, 1999.

Table with 3 columns: Date, Location, Result. Includes games from Apr 3, 1999 to Mar 25, 2012.

FSU Most Runs (Gm): 27 (2004)
FSU Widest Margin: 27-3 (2004)
WF Most Runs (Gm): 16 (2010)
WF Widest Margin: 8-0 (2011)
High-Scoring Game: 33 (FSU 17-16, 2010)
Low Scoring Game: 1 (WF 1-0, 1967)
Longest FSU Win Streak: 13 (1968-1992)
Longest WF Win Streak: 3 (1999-2000)
Shutouts By: FSU 4, WF 3

\$ = District 3 - Gastonia, NC
\* = NCAA Regional
\*\* = NCAA Super Regional
\*\*\* = College World Series
^ = ACC Tournament





ALL-TIME RESULTS

Table of game results from Mar 24, 1972 to Feb 28, 2009, listing dates, opponents, and scores.

FSU Most Runs (Gm): 22 (1960)
FSU Widest Margin: 21-7 (1980), 14-0 (1981), 22-8 (1960)
Auburn Most Runs (Gm): 19 (1964)
Auburn Widest Margin: 18-1 (1968)
High-Scoring Game: 30 (FSU 22-8, 1960)
Low Scoring Game: 1 (FSU 1-0, 1967; Auburn 1-0, 1969)
Longest FSU Win Streak: 13 (1968-1992)
Longest Auburn Win Streak: 5 (1961-1962)
Shutouts By: FSU 5, Auburn 1

AUSTIN PEAY: 5-0

At Florida State: FSU leads 5-0

Table of game results for Austin Peay from Mar 16, 1979 to Mar 15, 1987, listing dates, opponents, and scores.

FSU Most Runs (Gm): 26 (1987)
FSU Widest Margin: 26-1 (1987)
Austin Peay Most Runs (Gm): 3 (1987)
High-Scoring Game: 27 (FSU 26-1, 1987)
Low Scoring Game: 6 (FSU 4-2, 1979)
Longest FSU Win Streak: 5 (1979-Present)
Shutouts By: FSU 2

BALL STATE: 19-2

At Florida State: FSU leads 19-2

Table of game results for Ball State from Mar 1, 1984 to Mar 7, 1991, listing dates, opponents, and scores.

FSU Most Runs (Gm): 26 (1991)
FSU Widest Margin: 26-4 (1991)
Ball State Most Runs (Gm): 12 (1985)
Ball State Widest Margin: 12-11 (1985), 10-9 (1985)
High-Scoring Game: 30 (FSU 26-4, 1991)
Low Scoring Game: 6 (FSU 5-1, 1984)
Longest FSU Win Streak: 13 (1987-Present)
Shutouts By: FSU 2

BAPTIST: 7-0

At Florida State: FSU leads 7-0

Table of game results for Baptist from Mar 21, 1988 to Mar 17, 1990, listing dates, opponents, and scores.

FSU Most Runs (Gm): 15 (1988)
FSU Widest Margin: 15-1 (1988)
Baptist Most Runs (Gm): 8 (1988)
High-Scoring Game: 17 (FSU 9-8, 1988)
Low Scoring Game: 7 (FSU 7-0, 1988)
Longest FSU Win Streak: 7 (1988-Present)
Shutouts By: FSU 1

BELMONT ABBEY: 2-0

At Florida State: FSU leads 2-0

Table of game results for Belmont Abbey from Apr 2, 1969 to Apr 3, 1969, listing dates, opponents, and scores.

BETHUNE-COOKMAN: 5-0

At Florida State: FSU leads 5-0

Table of game results for Bethune-Cookman from May 26, 2000 to Jun 3, 2011, listing dates, opponents, and scores.

FSU Most Runs (Gm): 10 (2004)
FSU Widest Margin: 8-1 (2001), 10-3 (2004)
BCU Most Runs (Gm): 5 (2011)
High-Scoring Game: 13 (FSU 10-3, 2004)
Low Scoring Game: 8 (FSU 6-2, 2007)
Longest FSU Win Streak: 5 (2000-Present)

BISCAYNE: 4-0

At Florida State: FSU leads 2-0

Table of game results for Biscayne from Feb 22, 1976 to Mar 10, 1976, listing dates, opponents, and scores.

FSU Most Runs (Gm): 17 (1976)
FSU Widest Margin: 17-6 (1976)
BC Most Runs (Gm): 7 (1976)
High-Scoring Game: 23 (FSU 17-6, 1976)
Low Scoring Game: 13 (FSU 9-4, 1976; 8-5, 1976)
Longest FSU Win Streak: 4 (1976-Present)

BOWLING GREEN: 1-0

At Florida State: FSU leads 1-0

Table of game results for Bowling Green: Mar 25, 1970, Tallahassee W, 17-8

BRADLEY: 1-1

At Florida State: Series tied 1-1

Table of game results for Bradley: Apr 10, 1950, Tallahassee W, 3-2; Apr 11, 1950, Tallahassee L, 1-10

BRIGHAM YOUNG: 1-0

At Florida State: FSU leads 1-0

Table of game results for Brigham Young: May 30, 1994, Tallahassee W, 7-1

BROOKLYN COLLEGE: 1-0

At Florida State: FSU leads 1-0

Table of game results for Brooklyn College: Mar 16, 1980, Tallahassee W, 23-5

BROWN: 8-1

At Florida State: FSU leads 8-1

Table of game results for Brown from Mar 31, 1971 to Mar 5, 2006, listing dates, opponents, and scores.

FSU Most Runs (Gm): 21 (2006)
FSU Widest Margin: 21-5 (2006)
Brown Most Runs (Gm): 7 (2006)
Brown Widest Margin: 2-0 (1971)
High-Scoring Game: 26 (FSU 21-5, 2006)
Low Scoring Game: 2 (BU 2-0, 1971)
Longest FSU Win Streak: 8 (1971-Present)
Shutouts By: FSU 1, Brown 1

BUCKNELL: 1-1

At Florida State: Series tied 1-1

Table of game results for Bucknell: May 30, 2008, Tallahassee L, 0-7; Jun 1, 2008, Tallahassee W, 24-9

BUTLER: 1-0

At Florida State: FSU leads 1-0

Table of game results for Butler: Mar 10, 2004, Tallahassee W, 11-2

CALIFORNIA: 1-0

At Neutral: FSU leads 1-0

Table of game results for California: May 31, 1992, Omaha, NE W, 5-4

UCLA: 1-0

At Neutral: FSU leads 1-0

Table of game results for UCLA: Jun 19, 2012, Omaha, NE W, 4-1

UC SANTA BARBARA: 1-0

At Neutral: FSU leads 1-0

Table of game results for UC Santa Barbara: May 24, 1996, Stanford, CA W, 10-1

CAL STATE FULLERTON: 7-10

At Florida State: FSU leads 5-4

At Cal State Fullerton: CSF leads 2-1

At Neutral: CSF leads 4-1

Table of game results for Cal State Fullerton from Mar 9, 1984 to Feb 26, 1993, listing dates, opponents, and scores.



# ALL-TIME RESULTS

Feb 27, 1993	Tallahassee	L, 2-6
Feb 28, 1993	Tallahassee	L, 6-13
Jun 7, 1994***	Omaha, NE	L, 3-10
Feb 23, 1996	Anaheim, CA	L, 1-3
Feb 15, 1997	Tallahassee	L, 1-2
Feb 15, 1997	Tallahassee	W, 8-5
Feb 16, 1997	Tallahassee	W, 7-4
Jun 16, 1999***	Omaha, NE	W, 7-2

**FSU Most Runs (Gm):** 10 (1984, 1989)  
**FSU Widest Margin:** 10-0 (1989)  
**CSF Most Runs (Gm):** 13 (1993)  
**CSF Widest Margin:** 13-6 (1993), 10-3 (1994)  
**High-Scoring Game:** 19 (CSF 13-6, 1993)  
**Low Scoring Game:** 3 (CSF 2-1, 1997)  
**Longest FSU Win Streak:** 3 (1997-Present)  
**Longest CSF Win Streak:** 5 (1993-1997)  
**Shutouts By:** FSU 1, CSF 1

## CAL STATE NORTHRIDGE: 1-0

**At Neutral:** FSU leads 1-0

May 26, 1996*	Stanford, CA	W, 9-2
---------------	--------------	--------

## CAMPBELLVILLE COLLEGE: 1-0

**At Florida State:** FSU leads 1-0

Mar 18, 1981	Tallahassee	W, 19-4
--------------	-------------	---------

## CAMP LEJEUNE: 3-0

**At Florida State:** FSU leads 3-0

Mar 13, 1959	Tallahassee	W, 14-4
Mar 14, 1959	Tallahassee	W, 11-3
Mar 15, 1959	Tallahassee	W, 10-8

## CENTRAL CONNECTICUT ST: 1-0

**At Neutral Site:** FSU leads 1-0

June 4, 2010	Norwich, CT*	W, 11-3
--------------	--------------	---------

## UCF: 23-5

**At Florida State:** FSU leads 18-3  
**At UCF:** FSU leads 5-2

Mar 7, 1985	Orlando, FL	W, 6-2
Mar 8, 1985	Orlando, FL	L, 5-6
Apr 8, 1985	Tallahassee	W, 6-3
Apr 9, 1985	Tallahassee	W, 12-0
Apr 10, 1985	Tallahassee	W, 19-6
Apr 1, 1986	Tallahassee	W, 15-12
Apr 2, 1986	Tallahassee	W, 8-3
Apr 26, 1986	Orlando, FL	W, 3-1
Mar 24, 1987	Tallahassee	W, 12-4
Mar 25, 1987	Tallahassee	W, 4-3
Apr 23, 1987	Orlando, FL	L, 5-8
May 1, 1988	Tallahassee	W, 8-1
May 1, 1988	Tallahassee	W, 2-1
May 3, 1988	Orlando, FL	W, 11-3
Mar 10, 1993	Tallahassee	W, 7-5 (12)
May 23, 1997*	Tallahassee	W, 16-2
May 27, 2000*	Tallahassee	L, 8-9
May 28, 2000*	Tallahassee	W, 6-1
May 28, 2000*	Tallahassee	W, 8-1
Jun 1, 2002*	Tallahassee	W, 7-3
Jun 5, 2004*	Tallahassee	W, 3-2
Jun 6, 2004*	Tallahassee	L, 5-7
Jun 6, 2004*	Tallahassee	W, 19-3
May 6, 2011	Tallahassee	W, 8-0
May 7, 2011	Tallahassee	L, 10-14
May 8, 2011	Tallahassee	W, 6-1
Mar 6, 2012	Orlando, FL	W, 7-6
Mar 7, 2012	Orlando, FL	W, 1-0

**FSU Most Runs (Gm):** 19 (1985, 2004)  
**FSU Widest Margin:** 19-3 (2004)  
**UCF Most Runs (Gm):** 14 (2011)  
**UCF Widest Margin:** 14-10 (2011)  
**High-Scoring Game:** 27 (FSU 15-12, 1986)  
**Low Scoring Game:** 1 (FSU 1-0, 2012)  
**Longest FSU Win Streak:** 8 (1985-1987)  
**Shutouts By:** FSU 3

## CENTRAL MICHIGAN: 2-0

**At Florida State:** FSU leads 1-0  
**At Neutral:** FSU leads 1-0

May 25, 1990*	Starkville, MS	W, 4-2
May 26, 1994*	Tallahassee	W, 8-6

## CHARLESTON SOUTHERN: 18-0

**At Florida State:** FSU leads 18-0

Mar 3, 1992	Tallahassee	W, 14-2
Mar 4, 1992	Tallahassee	W, 13-8
Feb 17, 1998	Tallahassee	W, 16-0
Feb 18, 1998	Tallahassee	W, 13-0
Feb 16, 1999	Tallahassee	W, 12-2
Feb 17, 1999	Tallahassee	W, 7-2
Feb 29, 2000	Tallahassee	W, 7-2
Mar 1, 2000	Tallahassee	W, 12-1
Feb 28, 2003	Tallahassee	W, 9-0
Mar 2, 2003	Tallahassee	W, 2-1
Mar 2, 2003	Tallahassee	W, 10-7
Jan 28, 2005	Tallahassee	W, 2-1
Jan 29, 2005	Tallahassee	W, 9-2
Jan 30, 2005	Tallahassee	W, 11-4
Feb 3, 2006	Tallahassee	W, 6-3
Feb 4, 2006	Tallahassee	W, 12-2
Feb 5, 2006	Tallahassee	W, 15-8
Apr 21, 2010	Tallahassee	W, 12-4

**FSU Most Runs (Gm):** 16 (1998)  
**FSU Widest Margin:** 16-0 (1998)  
**CSU Most Runs (Gm):** 8 (1992, 2006)  
**High-Scoring Game:** 23 (FSU 15-8, 2006)  
**Low Scoring Game:** 3 (FSU 2-1, 2003; 2-1, 2005)  
**Longest FSU Win Streak:** 18 (1992-Present)  
**Shutouts By:** FSU 3

## CHICAGO STATE: 3-0

**At Florida State:** FSU leads 3-0

Apr 26, 1972	Tallahassee	W, 10-5
Apr 27, 1972	Tallahassee	W, 12-0
Apr 27, 1972	Tallahassee	W, 11-2

## CINCINNATI: 22-2

**At Florida State:** FSU leads 17-1  
**At Cincinnati:** FSU leads 5-1

Apr 13, 1953	Tallahassee	W, 14-1
Apr 16, 1956	Tallahassee	W, 8-2
Mar 19, 1978	Tallahassee	W, 11-5
Mar 20, 1978	Tallahassee	W, 10-6
May 11, 1979	Tallahassee	W, 13-3
May 13, 1982	Tallahassee	W, 10-2
May 13, 1983	Tallahassee	W, 9-2
May 12, 1984	Tallahassee	W, 11-2
May 10, 1985	Tallahassee	W, 24-0
May 9, 1986	Tallahassee	W, 10-3
May 16, 1987	Tallahassee	W, 6-3
May 12, 1989	Cincinnati, OH	L, 0-2
May 13, 1989	Cincinnati, OH	W, 18-7
May 14, 1989	Cincinnati, OH	W, 8-7
May 11, 1990	Tallahassee	W, 6-1
May 12, 1990	Tallahassee	W, 12-3
May 13, 1990	Tallahassee	W, 4-1
May 18, 1990	Tallahassee	L, 4-5
May 20, 1990	Tallahassee	W, 8-5
May 10, 1991	Cincinnati, OH	W, 15-5
May 11, 1991	Cincinnati, OH	W, 10-5
May 12, 1991	Cincinnati, OH	W, 13-9
May 15, 1991	Tallahassee	W, 9-3
May 18, 1991	Tallahassee	W, 13-12

**FSU Most Runs (Gm):** 24 (1985)  
**FSU Widest Margin:** 24-0 (1985)  
**Cincinnati Most Runs (Gm):** 12 (1991)  
**Cincinnati Widest Margin:** 2-0 (1989)  
**High-Scoring Game:** 25 (FSU 18-7, 1989; 13-12, 1991)  
**Low Scoring Game:** 2 (CU 2-0, 1989)  
**Longest FSU Win Streak:** 10 (1953-1987)  
**Shutouts By:** FSU 1, Cincinnati 1

## THE CITADEL: 9-1

**At Florida State:** FSU leads 9-1

Feb 24, 1998	Tallahassee	W, 9-4
Feb 25, 1998	Tallahassee	W, 15-5
Mar 16, 1999	Tallahassee	W, 10-6
Mar 17, 1999	Tallahassee	W, 8-4
May 28, 1999*	Tallahassee	W, 24-6
Mar 27, 2001	Tallahassee	W, 3-0
Mar 28, 2001	Tallahassee	L, 2-5
Mar 19, 2002	Tallahassee	W, 4-0
Mar 20, 2002	Tallahassee	W, 11-3
Mar 26, 2003	Tallahassee	W, 10-2

**FSU Most Runs (Gm):** 24 (1999)  
**FSU Widest Margin:** 24-6 (1999)  
**The Citadel Most Runs (Gm):** 6 (1999)  
**The Citadel Widest Margin:** 5-2 (2001)  
**High-Scoring Game:** 30 (FSU 24-6, 1999)  
**Low Scoring Game:** 3 (FSU 3-0, 2001)  
**Longest FSU Win Streak:** 6 (1998-2001)  
**Shutouts By:** FSU 2

## CLEVELAND STATE: 3-0

**At Florida State:** FSU leads 3-0

Mar 24, 1981	Tallahassee	W, 10-3
Mar 20, 1982	Tallahassee	W, 27-4
Mar 21, 1982	Tallahassee	W, 24-15

## COASTAL CAROLINA: 11-0

**At Florida State:** FSU leads 11-0

May 23, 1991*	Tallahassee	W, 6-0
Mar 6, 1992	Tallahassee	W, 6-1
Mar 7, 1992	Tallahassee	W, 5-2
Feb 25, 1994	Tallahassee	W, 4-0
Feb 26, 1994	Tallahassee	W, 17-2
Feb 27, 1994	Tallahassee	W, 4-1
Feb 17, 1995	Tallahassee	W, 10-2
Feb 19, 1995	Tallahassee	W, 6-0
Mar 8, 1996	Tallahassee	W, 11-4
Mar 9, 1996	Tallahassee	W, 16-8
Mar 10, 1996	Tallahassee	W, 7-3

**FSU Most Runs (Gm):** 17 (1994)  
**FSU Widest Margin:** 17-2 (1994)  
**Coastal Carolina Most Runs (Gm):** 8 (1996)  
**High-Scoring Game:** 24 (FSU 16-8, 1996)  
**Low Scoring Game:** 4 (FSU 4-0, 1994)  
**Longest FSU Win Streak:** 11 (1991-Present)  
**Shutouts By:** FSU 3

## COLLEGE OF CHARLESTON: 9-1

**At Florida State:** FSU leads 9-1

Feb 1, 1992	Tallahassee	W, 15-3
Feb 2, 1992	Tallahassee	W, 4-1
Feb 19, 1993	Tallahassee	W, 7-6
Feb 20, 1993	Tallahassee	W, 19-0
Feb 21, 1993	Tallahassee	W, 17-2
Mar 8, 1994	Tallahassee	L, 0-3
Mar 9, 1994	Tallahassee	W, 4-0
Mar 10, 1994	Tallahassee	W, 7-0
Mar 28, 1995	Tallahassee	W, 11-1
Mar 29, 1995	Tallahassee	W, 12-1

**FSU Most Runs (Gm):** 19 (1993)  
**FSU Widest Margin:** 19-0 (1993)  
**College of Charleston Most Runs (Gm):** 6 (1993)  
**College of Charleston Widest Margin:** 3-0 (1994)  
**High-Scoring Game:** 19 (FSU 19-0, 1993)  
**Low Scoring Game:** 3 (Col. of Char. 3-0, 1994)  
**Longest FSU Win Streak:** 5 (1992-1993)  
**Shutouts By:** FSU 3, College of Charleston 1

## COLUMBUS : 5-0

**At Florida State:** FSU leads 3-0  
**At Columbus:** FSU leads 2-0

Apr 2, 1974	Tallahassee	W, 3-0
May 12, 1974	Columbus, GA	W, 4-2
Apr 2, 1975	Tallahassee	W, 10-2
May 11, 1975	Columbus, GA	W, 6-4
Mar 3, 1976	Tallahassee	W, 5-4





17 CONFERENCE CHAMPIONSHIPS ~ 6 STRAIGHT ACC ATLANTIC DIVISION TITLES

ALL-TIME RESULTS

Table of baseball game results from 1991 to 2012, listing dates, opponents, and scores.

FSU Most Runs (Gm): 20 (1979)
FSU Widest Margin: 14-0 (1975)
UF Most Runs (Gm): 21 (1980)
UF Widest Margin: 21-6 (1980)
High-Scoring Game: 30 (UF 16-14, 1983)
Low Scoring Game: 1 (Four times)
Longest FSU Win Streak: 8 (1989-1991)
Longest UF Win Streak: 5 (1988-89; 1996-97)
Shutouts By: FSU 12, UF 7

FLORIDA A&M: 13-0

Table of game results against Florida A&M from 1971 to 2002.

FSU Most Runs (Gm): 21 (1971)

FSU Widest Margin: 21-0 (1971)
FAMU Most Runs (Gm): 7 (2002, 1972)
High-Scoring Game: 24 (FSU 17-7, 2002)
Low Scoring Game: 3 (FSU 2-1, 1971)
Longest FSU Win Streak: 13 (1971-Present)
Shutouts By: FSU 1

FLORIDA ATLANTIC: 8-1

Table of game results against Florida Atlantic from 1995 to 1998.

FSU Most Runs (Gm): 21 (1995)

FSU Widest Margin: 21-4 (1995)
FAU Most Runs (Gm): 13 (1997)
FAU Widest Margin: 13-5 (1997)
High-Scoring Game: 25 (FSU 21-4, 1995)
Low Scoring Game: 12 (FSU 8-4, 1995; 7-5, 1998)
Longest FSU Win Streak: 6 (1995-97)

FLORIDA GULF COAST: 4-1

Table of game results against Florida Gulf Coast from 2009 to 2012.

FLORIDA INTERNATIONAL: 16-6

Table of game results against Florida International from 1973 to 1990.

Table of game results from 1991\* to 2012.

FSU Most Runs (Gm): 12 (1975, 1984, 1986)
FSU Widest Margin: 12-0 (1986)
FIU Most Runs (Gm): 10 (1986)
FIU Widest Margin: 8-5 (2012)
High-Scoring Game: 22 (FSU 12-10, 1986)
Low Scoring Game: 2 (FSU 2-0, 1974)
Longest FSU Win Streak: 7 (1975-86)
Shutouts By: FSU 3

FLORIDA SOUTHERN: 29-13-1

Table of game results against Florida Southern from 1949 to 2012.

FSU Most Runs (Gm): 22 (1952)

FSU Widest Margin: 16-1 (1954), 15-0 (1955)
Fla. Southern Most Runs (Gm): 11 (1952, 1960, 1962)
Fla. Southern Widest Margin: 11-4 (1960)
High-Scoring Game: 33 (FSU 22-11, 1952)
Low Scoring Game: 3 (Fla. Southern 2-1, 1959)
Longest FSU Win Streak: 11 (1953-58)
Longest Fla. Southern Win Streak: 3 (1959-60)
Shutouts By: FSU 7

FRESNO STATE: 0-1

Table of game result against Fresno State in 1991\*\*\*.

FURMAN: 14-1

Table of game results against Furman from 1985 to 1992.









ALL-TIME RESULTS

JACKSONVILLE: 119-37

At Florida State: FSU leads 77-12
At Jacksonville: FSU leads 41-25
At Neutral: FSU leads 1-0

Table of Jacksonville baseball results from 1960 to 1985, listing dates, opponents, and scores.

Table of Jacksonville baseball results from 1985 to 2012, listing dates, opponents, and scores.

FSU Most Runs (Gm): 25 (1985)
FSU Widest Margin: 25-6 (1985)
Jacksonville Most Runs (Gm): 13 (1971, 2002)
Jacksonville Widest Margin: 13-4 (1971, 2002)
High-Scoring Game: 31 (FSU 25-6, 1985)
Low Scoring Game: 1 (JU 1-0, 1965; FSU 1-0 2002)
Longest FSU Win Streak: 20 (1994-02)
Longest Jacksonville Win Streak: 3 (1972; 1982)
Shutouts By: FSU 16, JU 4

JACKSONVILLE NAVY: 3-2

At Florida State: FSU leads 2-1
At Jacksonville Navy: Series tied 1-1

Table of Jacksonville Navy baseball results from 1953 to 1955.

JACKSONVILLE STATE: 3-0

At Florida State: FSU leads 3-0

Table of Jacksonville State baseball results from 1954 to 1973.

KEARNEY STATE: 2-0

At Neutral: FSU leads 2-0

Table of Kearney State baseball results from 1977.

KENT: 1-0

At Florida State: FSU leads 1-0

Table of Kent baseball results from 1992.

KENTUCKY: 6-1

At Florida State: FSU leads 6-1

Table of Kentucky baseball results from 1965 to 1977.

FSU Most Runs (Gm): 20 (1966)
FSU Widest Margin: 20-1 (1966)
Kentucky Most Runs (Gm): 14 (1966)
Kentucky Widest Margin: 14-0 (1977)
High-Scoring Game: 22 (FSU 19-3, 1966)
Low Scoring Game: 2 (FSU 2-0, 1964; 2-0, 1965)
Longest FSU Win Streak: 6 (1964-66)
Longest Kentucky Win Streak: 1 (1977)
Shutouts By: FSU 2, Kentucky 1

KENTUCKY WESLEYAN: 4-0

At Florida State: FSU leads 4-0

Table of Kentucky Wesleyan baseball results from 1968 to 1969.

KENYON: 2-0

At Florida State: FSU leads 2-0

Table of Kenyon baseball results from 1952 to 1952.

LAFAYETTE: 4-0

At Florida State: FSU leads 3-0
At Neutral: FSU leads 1-0

Table of Lafayette baseball results from 1971 to 1990.

LAMAR: 1-0

At Florida State: FSU leads 1-0

Table of Lamar baseball results from 1988.

LEMOYNE: 2-1

At Florida State: FSU leads 2-1

Table of Lemoine baseball results from 2010 to 2010.

LENOIR RHYNE: 1-0

At Florida State: FSU leads 1-0

Table of Lenoir Rhyne baseball results from 1980.





ALL-TIME RESULTS

Table listing game dates, opponents, and results for Florida State University. Includes entries from Mar 13, 1975 to Mar 7, 2006.

FSU Most Runs (Gm): 22 (1983, 1995)
FSU Widest Margin: 18-3 (1995)
MU Most Runs (Gm): 14 (1976)
MU Widest Margin: 8-3 (1949)
High-Scoring Game: 29 (FSU 22-7, 1995)
Low Scoring Game: 3 (FSU 2-1, 1989)
Longest FSU Win Streak: 21 (1992-Present)
Shutouts By: FSU 9

MERCER-ATLANTA: 9-0

At Florida State: FSU leads 6-0
At Mercer-Atlanta: FSU leads 3-0

Table listing game dates, opponents, and results for Mercer-Atlanta. Includes entries from Apr 9, 1974 to Mar 6, 1982.

FSU Most Runs (Gm): 24 (1982)
FSU Widest Margin: 24-0 (1982)
MA Most Runs (Gm): 11 (1974)
High-Scoring Game: 25 (FSU 14-11, 1974)
Low Scoring Game: 4 (FSU 3-1, 1974)

Longest FSU Win Streak: 9 (1974-Present)
Shutouts By: FSU 2

MICHIGAN: 7-1

At Florida State: FSU leads 7-0
At Neutral: Michigan leads 1-0

Table listing game dates, opponents, and results for Michigan. Includes entries from Apr 3, 1959 to Mar 19, 1995.

FSU Most Runs (Gm): 17 (1995)
FSU Widest Margin: 17-6 (1995)
Michigan Most Runs (Gm): 10 (1962)
Michigan Widest Margin: 10-7 (1962)
High-Scoring Game: 23 (FSU 17-6, 1995)
Low Scoring Game: 3 (FSU 3-0, 1991)
Longest FSU Win Streak: 6 (1991-Present)
Shutouts By: FSU 2

MICHIGAN STATE: 15-6

At Florida State: FSU leads 14-5
At Neutral: Series tied 1-1

Table listing game dates, opponents, and results for Michigan State. Includes entries from Mar 25, 1957 to Mar 14, 2004.

FSU Most Runs (Gm): 11 (1965, 1975, 2004)
FSU Widest Margin: 11-1 (2004)
MSU Most Runs (Gm): 8 (1957, 1959, 1965)
MSU Widest Margin: 8-2 (1959)
High-Scoring Game: 19 (FSU 11-8, 1965)
Low Scoring Game: 4 (FSU 4-0, 2004)
Longest FSU Win Streak: 7 (1975-Present)
Shutouts By: FSU 2

MIDDLE GEORGIA: 2-0

At Florida State: FSU leads 1-0
At Middle Georgia: FSU leads 1-0

Table listing game dates, opponents, and results for Middle Georgia. Includes entries from Apr 23, 1948 to May 14, 1958.

MILLSAPS: 1-0

At Millsaps: FSU leads 1-0

Table listing game date, opponent, and result for Millsaps. Includes entry from Apr 9, 1949.

MINNESOTA: 17-1

At Florida State: FSU leads 12-0
At Minnesota: FSU leads 4-1
At Neutral: FSU leads 1-0

Table listing game dates, opponents, and results for Minnesota. Includes entries from May 22, 1981\* to Mar 4, 1995.

Table listing game dates, opponents, and results for Florida State University. Includes entries from Feb 16, 1996 to Feb 26, 2006.

FSU Most Runs (Gm): 23 (1996)
FSU Widest Margin: 23-11 (1996)
UM Most Runs (Gm): 11 (1996)
UM Widest Margin: 6-1 (2004)
High-Scoring Game: 34 (FSU 23-11, 1996)
Low Scoring Game: 4 (FSU 3-1, 1992)
Longest FSU Win Streak: 14 (1981-99)

MISSISSIPPI: 7-2

At Florida State: FSU leads 7-0
At Neutral: Mississippi leads 2-0

Table listing game dates, opponents, and results for Mississippi. Includes entries from Mar 30, 1949 to May 28, 1995\*.

FSU Most Runs (Gm): 13 (1995)
FSU Widest Margin: 13-1 (1995)
Mississippi Most Runs (Gm): 10 (1966)
Mississippi Widest Margin: 8-3 (1972)
High-Scoring Game: 21 (FSU 11-10, 1966)
Low Scoring Game: 7 (UM 4-3, 1966)
Longest FSU Win Streak: 6 (1949-66)
Longest Mississippi Win Streak: 2 (1966-72)

MISSISSIPPI COLLEGE: 11-4-1

At Florida State: FSU leads 8-2-1
At Mississippi College: FSU leads 3-2

Table listing game dates, opponents, and results for Mississippi College. Includes entries from Mar 29, 1948 to Apr 19, 1960.

FSU Most Runs (Gm): 22 (1951)
FSU Widest Margin: 22-9 (1951)
MC Most Runs (Gm): 13 (1949)
MC Widest Margin: 13-3 (1948)
High-Scoring Game: 31 (FSU 18-13, 1949)
Low Scoring Game: 0 (Tied 0-0, 1955)
Longest FSU Win Streak: 8 (1949-51)
Shutouts By: FSU 2, MC 1

MISSISSIPPI STATE: 6-6

At Florida State: Series tied 2-2
At Mississippi State: MSU leads 2-1
At Neutral: FSU leads 3-2

Table listing game dates, opponents, and results for Mississippi State. Includes entries from Mar 27, 1964 to Jun 3, 2007\*.











# ALL-TIME RESULTS

Apr 11, 1980	Tampa, FL	W, 3-1
Apr 12, 1980	Tampa, FL	W, 14-3
Apr 23, 1980	Tallahassee	W, 10-4
Apr 26, 1980	Tallahassee	W, 17-0
Apr 26, 1980	Tallahassee	W, 5-4
Apr 22, 1981	Tampa, FL	L, 0-2
Apr 22, 1981	Tampa, FL	W, 7-3
Apr 23, 1981	Tampa, FL	W, 7-6
Apr 25, 1981	Tallahassee	W, 8-2
Apr 25, 1981	Tallahassee	W, 8-0
Apr 26, 1981	Tallahassee	W, 14-5
Feb 18, 1983	Tampa, FL	L, 10-11
Feb 19, 1983	Tampa, FL	W, 5-2
Feb 20, 1983	Tampa, FL	L, 1-4
Apr 1, 1983	Tallahassee	W, 7-6
Apr 2, 1983	Tallahassee	W, 9-4
Apr 3, 1983	Tallahassee	W, 12-2
Feb 3, 1984	Tallahassee	W, 7-6
Feb 10, 1984	Tampa, FL	W, 4-3
Feb 11, 1984	Tampa, FL	W, 10-6
Feb 12, 1984	Tampa, FL	W, 10-8
Mar 16, 1984	Tallahassee	W, 3-2
Mar 17, 1984	Tallahassee	L, 6-8
Mar 18, 1984	Tallahassee	L, 3-6
Feb 9, 1984	Tallahassee	W, 11-5
Feb 10, 1984	Tallahassee	W, 8-2
Feb 9, 1985	Tallahassee	W, 11-5
Feb 10, 1985	Tallahassee	W, 8-2
Mar 9, 1985	Tampa, FL	W, 10-7
Mar 10, 1985	Tampa, FL	L, 5-6
Mar 9, 1985	Tampa, FL	W, 10-7
Mar 10, 1985	Tampa, FL	L, 5-6
Mar 1, 1986	Tallahassee	W, 9-3
Mar 2, 1986	Tallahassee	W, 8-7
Mar 4, 1986	Tampa, FL	W, 9-8
Mar 5, 1986	Tampa, FL	L, 3-6
May 24, 1986*	Tallahassee	W, 11-7
Mar 8, 1987	Tallahassee	W, 13-4
Mar 8, 1987	Tallahassee	L, 4-5
Mar 10, 1987	Tampa, FL	L, 2-5
Mar 11, 1987	Tampa, FL	W, 17-1
Mar 5, 1988	Tallahassee	W, 6-4
Mar 6, 1988	Tallahassee	W, 4-2
Mar 8, 1988	Tampa, FL	W, 4-1
Mar 9, 1988	Tampa, FL	L, 3-6
Feb 25, 1989	Tallahassee	L, 0-10
Feb 26, 1989	Tallahassee	W, 8-7
Feb 28, 1989	Tampa, FL	L, 5-6
Mar 1, 1989	Tampa, FL	L, 3-14
May 26, 1989*	Tallahassee	W, 8-1
May 27, 1993*	Tallahassee	W, 4-2
May 24, 1997*	Tallahassee	W, 6-5
Mar 9, 1998	Tampa, FL	W, 8-4
Mar 2, 1999	Tallahassee	W, 5-2
Mar 14, 2000	Tallahassee	W, 18-7
Jun 2, 2002*	Tallahassee	W, 13-6

**FSU Most Runs (Gm):** 18 (2000)  
**FSU Widest Margin:** 17-0 (1980)  
**USF Most Runs (Gm):** 14 (1989)  
**USF Widest Margin:** 14-3 (1989)  
**High-Scoring Game:** 25 (FSU 18-7, 2000)  
**Low Scoring Game:** 2 (FSU 2-0, 1978)  
**Longest FSU Win Streak:** 20 (1974-80)  
**Longest USF Win Streak:** 3 (1983-83)  
**Shutouts By:** FSU 7, USF 2

## SE LOUISIANA: 1-1

**At Florida State:** Series tied 1-1

Mar 27, 1953	Tallahassee	L, 1-6
Mar 28, 1953	Tallahassee	W, 5-4

## SE MISSOURI STATE: 3-0

**At Florida State:** FSU leads 3-0

Mar 8, 1982	Tallahassee	W, 19-2
Mar 12, 1994	Tallahassee	W, 15-3
Mar 13, 1994	Tallahassee	W, 13-3

## SOUTHERN UNIVERSITY: 2-0

**At Florida State:** FSU leads 2-0

Feb 22, 1982	Tallahassee	W, 12-10
Feb 23, 1982	Tallahassee	W, 21-6

## SOUTHERN CALIFORNIA: 2-6

**At Neutral:** USC leads 6-2

Jun 12, 1963***	Omaha, NE	L, 3-4
Jun 18, 1970***	Omaha, NE	L, 1-2
Apr 2, 1977	Hawaii	L, 5-16
Apr 5, 1977	Hawaii	W, 3-2
Jun 6, 1995***	Omaha, NE	L, 11-16
Feb 24, 1996	Anaheim, CA	L, 8-10
Jun 10, 2000***	Omaha, NE	L, 4-6
Jun 14, 2000***	Omaha, NE	W, 3-2

**FSU Most Runs (Gm):** 11 (1995)  
**FSU Widest Margin:** 3-2 (1977, 2000)  
**USC Most Runs (Gm):** 16 (1977, 1995)  
**USC Widest Margin:** 16-5 (1977)  
**High-Scoring Game:** 27 (USC 16-11, 1995)  
**Low Scoring Game:** 3 (USC 2-1, 1970)  
**Longest USC Win Streak:** 3 (1963-77; 1995-00)

## SOUTHERN ILLINOIS: 6-1

**At Florida State:** FSU leads 6-1

Mar 29, 1968	Tallahassee	W, 6-0
Mar 30, 1968	Tallahassee	W, 8-4
Apr 1, 1968	Tallahassee	W, 5-3
Mar 28, 1969	Tallahassee	L, 0-1
Mar 29, 1969	Tallahassee	W, 3-1
Mar 29, 1969	Tallahassee	W, 5-4
Mar 28, 1970	Tallahassee	W, 6-1

**FSU Most Runs (Gm):** 8 (1968)  
**FSU Widest Margin:** 6-0 (1968)  
**SIU Most Runs (Gm):** 4 (1968, 1969)  
**SIU Widest Margin:** 1-0 (1969)  
**High-Scoring Game:** 12 (FSU 8-4, 1968)  
**Low Scoring Game:** 1 (SIU 1-0, 1969)  
**Longest FSU Win Streak:** 3 (1968-68; 1969-Present)  
**Shutouts By:** FSU 1, SIU 1

## SOUTHERN MISSISSIPPI: 38-12

**At Florida State:** FSU leads 28-4

**At Southern Miss:** FSU leads 10-8

Feb 12, 1982	Tallahassee	W, 8-4
Feb 27, 1982	Tallahassee	W, 16-7
Feb 28, 1982	Tallahassee	W, 20-1
Feb 12, 1983	Tallahassee	W, 4-2
Feb 12, 1983	Tallahassee	W, 4-2
Feb 12, 1983	Tallahassee	W, 14-7
Mar 13, 1984	Tallahassee	W, 7-5
Mar 14, 1984	Tallahassee	L, 8-9
Mar 15, 1984	Tallahassee	W, 12-6
May 1, 1984	Hattiesburg, MS	W, 9-3
May 2, 1984	Hattiesburg, MS	W, 11-2
May 3, 1984	Hattiesburg, MS	W, 16-6
Feb 16, 1985	Tallahassee	W, 20-1
Feb 16, 1985	Tallahassee	W, 10-4
Feb 17, 1985	Tallahassee	W, 24-3
Mar 23, 1985	Hattiesburg, MS	W, 17-6
Mar 23, 1985	Hattiesburg, MS	W, 6-0
Mar 24, 1985	Hattiesburg, MS	L, 4-6
Feb 15, 1986	Tallahassee	W, 7-6
Feb 15, 1986	Tallahassee	W, 2-0
Feb 16, 1986	Tallahassee	W, 14-6
Mar 22, 1986	Hattiesburg, MS	L, 1-5
Mar 22, 1986	Hattiesburg, MS	W, 2-0
Mar 23, 1986	Hattiesburg, MS	W, 13-9
Feb 28, 1987	Tallahassee	W, 7-2
Feb 28, 1987	Tallahassee	W, 10-4
Mar 1, 1987	Tallahassee	L, 8-11
Mar 21, 1987	Hattiesburg, MS	L, 1-3
Mar 21, 1987	Hattiesburg, MS	W, 4-2
Mar 22, 1987	Hattiesburg, MS	W, 13-9
May 16, 1987	Tallahassee	W, 5-1
Feb 26, 1988	Tallahassee	W, 6-3
Feb 27, 1988	Tallahassee	W, 18-11
Feb 28, 1988	Tallahassee	L, 5-6
Mar 19, 1988	Hattiesburg, MS	L, 4-5
Mar 19, 1988	Hattiesburg, MS	L, 1-2
Mar 20, 1988	Hattiesburg, MS	L, 7-9
Mar 31, 1989	Tallahassee	W, 10-2
Apr 1, 1989	Tallahassee	W, 6-2
Apr 2, 1989	Tallahassee	W, 7-2
May 19, 1989	Tallahassee	W, 14-7

May 20, 1989	Tallahassee	W, 6-5 (12)
Mar 23, 1990	Hattiesburg, MS	W, 7-0
Mar 24, 1990	Hattiesburg, MS	L, 3-6
Mar 25, 1990	Hattiesburg, MS	L, 3-6
May 19, 1990	Tallahassee	W, 8-1
Mar 22, 1991	Tallahassee	W, 8-4
Mar 23, 1991	Tallahassee	W, 5-0
Mar 24, 1991	Tallahassee	W, 6-4
May 17, 1991	Tallahassee	L, 1-3

**FSU Most Runs (Gm):** 20 (1982, 1985)  
**FSU Widest Margin:** 20-1 (1982, 1985)  
**SM Most Runs (Gm):** 11 (1988)  
**SM Widest Margin:** 7-2 (1987)  
**High-Scoring Game:** 29 (FSU 18-11, 1988)  
**Low Scoring Game:** 4 (SM 3-1, 1991)  
**Longest FSU Win Streak:** 9 (1984-85)  
**Longest SM Win Streak:** 4 (1988-88)  
**Shutouts By:** FSU 5

## SW LOUISIANA: 6-0

**At Florida State:** FSU leads 5-0

**At SW Louisiana:** FSU leads 1-0

Feb 28, 1976	Tallahassee	W, 3-2
Feb 29, 1976	Tallahassee	W, 13-10
Mar 31, 1983	Tallahassee	W, 4-3
May 6, 1983	Hammond, LA	W, 3-0
Apr 21, 1998	Tallahassee	W, 14-4
Apr 22, 1998	Tallahassee	W, 13-1

## SPRINGFIELD: 4-0

**At Florida State:** FSU leads 4-0

Mar 21, 1967	Tallahassee	W, 3-1
Mar 22, 1967	Tallahassee	W, 6-5
Mar 25, 1968	Tallahassee	W, 10-9
Mar 27, 1968	Tallahassee	W, 18-0

## SPRING HILL: 4-0

**At Florida State:** FSU leads 4-0

Apr 4, 1966	Tallahassee	W, 18-3
Apr 5, 1966	Tallahassee	W, 13-6
Apr 26, 1966	Tallahassee	W, 3-2
Apr 27, 1966	Tallahassee	W, 14-2

## ST. BONAVENTURE: 1-0

**At Neutral:** FSU leads 1-0

Mar 11, 1997	Daytona Beach, FL	W, 12-6
--------------	-------------------	---------

## ST. FRANCIS: 3-1

**At Florida State:** FSU leads 3-1

Mar 13, 1979	Tallahassee	W, 4-1
Mar 13, 1979	Tallahassee	L, 2-5
Mar 15, 1979	Tallahassee	W, 14-5
Mar 15, 1979	Tallahassee	W, 8-1

## SAINT JOSEPH'S: 14-0

**At Florida State:** FSU leads 12-0

**At Neutral:** FSU leads 2-0

Mar 6, 1972	Tallahassee	W, 14-1
Mar 7, 1972	Tallahassee	W, 12-6
Mar 8, 1972	Tallahassee	W, 8-1
Mar 10, 1973	Tallahassee	W, 9-0
Mar 11, 1973	Tallahassee	W, 9-4
Mar 11, 1998	Daytona Beach, FL	W, 16-1
Mar 7, 2000	Daytona Beach, FL	W, 15-2
Mar 6, 2001	Tallahassee	W, 16-4
Mar 7, 2001	Tallahassee	W, 6-0
Mar 11, 2003	Tallahassee	W, 11-5
Mar 12, 2003	Tallahassee	W, 14-0
Feb 18, 2005	Tallahassee	W, 12-1
Feb 19, 2005	Tallahassee	W, 11-1
Feb 20, 2005	Tallahassee	W, 10-7

**FSU Most Runs (Gm):** 16 (1998, 2001)  
**FSU Widest Margin:** 16-1 (1998)  
**SJ Most Runs (Gm):** 7 (2005)  
**High-Scoring Game:** 20 (FSU 16-4, 2001)  
**Low Scoring Game:** 6 (FSU 6-0, 2001)  
**Longest FSU Win Streak:** 14 (1972-Present)  
**Shutouts By:** FSU 3



# ALL-TIME RESULTS

## ST. LEO: 29-4

At Florida State: FSU leads 21-1  
At St. Leo: FSU leads 8-3

Mar 9, 1969	Saint Leo, FL	L, 2-3
Apr 23, 1969	Tallahassee	W, 6-2
Mar 13, 1970	Tallahassee	W, 6-1
Mar 14, 1970	Tallahassee	W, 5-4
Apr 19, 1970	Saint Leo, FL	W, 8-3
Mar 5, 1971	Tallahassee	W, 9-8
Mar 6, 1971	Tallahassee	W, 7-6
Mar 24, 1971	Saint Leo, FL	W, 14-2
Mar 23, 1972	Saint Leo, FL	W, 8-7
Apr 14, 1972	Tallahassee	W, 12-10
Apr 15, 1972	Tallahassee	W, 15-1
Mar 27, 1973	Saint Leo, FL	W, 7-4
Apr 13, 1973	Tallahassee	W, 3-0
Apr 14, 1973	Tallahassee	W, 11-0
Feb 25, 1975	Saint Leo, FL	W, 1-0
Feb 26, 1975	Saint Leo, FL	W, 10-4
Mar 20, 1975	Tallahassee	W, 4-0
Mar 20, 1975	Tallahassee	W, 7-2
Mar 20, 1976	Tallahassee	W, 8-0
Mar 21, 1976	Tallahassee	W, 7-1
Feb 26, 1977	Tallahassee	W, 9-2
Apr 10, 1977	Tallahassee	W, 9-5
Apr 11, 1977	Tallahassee	W, 9-1
Mar 11, 1978	Tallahassee	W, 11-6
Mar 12, 1978	Tallahassee	W, 7-3
Apr 2, 1978	Saint Leo, FL	W, 8-4
Apr 2, 1978	Saint Leo, FL	L, 3-4
Mar 10, 1979	Tallahassee	W, 18-2
Mar 11, 1979	Tallahassee	W, 5-2
Apr 1, 1979	Saint Leo, FL	W, 11-5
Apr 1, 1979	Saint Leo, FL	L, 1-5
Feb 28, 1985	Tallahassee	W, 16-2
May 6, 1998	Tallahassee	L, 8-11

FSU Most Runs (Gm): 18 (1979)  
FSU Widest Margin: 18-2 (1979)  
SL Most Runs (Gm): 11 (1998)  
SL Widest Margin: 5-1 (1979)  
High-Scoring Game: 22 (FSU 12-10, 1972)  
Low Scoring Game: 3 (FSU 3-0, 1973)  
Longest FSU Win Streak: 25 (1969-78)  
Shutouts By: FSU 5

## SAINT LOUIS: 1-1

At Florida State: FSU leads 1-0  
At Neutral: St. Louis leads 1-0

Jun 9, 1965***	Omaha, NE	L, 3-5
May 14, 1981	Tallahassee	W, 15-3

## ST. XAVIER: 2-0

At Florida State: FSU leads 2-0

Mar 22, 1982	Tallahassee	W, 11-0
Mar 28, 1983	Tallahassee	W, 7-4

## STANFORD: 11-9

At Florida State: FSU leads 6-3  
At Stanford: Stanford leads 4-3  
At Neutral: Series tied 2-2

May 23, 1992*	Tallahassee	W, 9-4
May 25, 1996*	Stanford, CA	W, 5-4
Jun 14, 1999***	Omaha, NE	L, 6-10
Jun 17, 1999***	Omaha, NE	W, 8-6
Jun 18, 1999***	Omaha, NE	W, 14-11
Feb 11, 2000	Tallahassee	W, 11-4
Feb 12, 2000	Tallahassee	L, 6-8
Feb 13, 2000	Tallahassee	W, 13-1
Feb 9, 2001	Stanford, CA	L, 2-6
Feb 10, 2001	Stanford, CA	L, 2-5
Feb 11, 2001	Stanford, CA	L, 2-8
Feb 8, 2002	Tallahassee	L, 3-9
Feb 9, 2002	Tallahassee	L, 11-15
Feb 10, 2002	Tallahassee	W, 7-6
Feb 7, 2003	Stanford, CA	L, 1-2
Feb 8, 2003	Stanford, CA	W, 4-3
Feb 9, 2003	Stanford, CA	W, 10-8
Jun 14, 2008***	Omaha, NE	L, 5-16
Jun 8, 2012**	Tallahassee	W, 17-1
Jun 10, 2012**	Tallahassee	W, 18-7

FSU Most Runs (Gm): 18 (2012)  
FSU Widest Margin: 17-1 (2012)  
Stanford Most Runs (Gm): 16 (2008)  
Stanford Widest Margin: 16-5 (2008)  
High-Scoring Game: 26 (Stanford 15-11, 2002)  
Low Scoring Game: 3 (Stanford 2-1, 2003)  
Longest FSU Win Streak: 3 (1999-00)  
Longest Stanford Win Streak: 5 (2001-02)

## STETSON: 48-22

At Florida State: FSU leads 30-13  
At Stetson: FSU leads 18-9

Apr 22, 1949	DeLand, FL	W, 10-1
Apr 23, 1949	DeLand, FL	L, 8-9
May 13, 1949	Tallahassee	L, 2-4
May 14, 1949	Tallahassee	W, 4-2
Apr 14, 1950	Tallahassee	L, 0-5
Apr 15, 1950	Tallahassee	W, 8-6
May 18, 1950	Tallahassee	W, 15-10
May 19, 1950	Tallahassee	W, 9-4
Apr 20, 1951	DeLand, FL	L, 0-3
Apr 21, 1951	DeLand, FL	L, 2-3
May 18, 1951	Tallahassee	W, 8-2
May 19, 1951	Tallahassee	L, 5-7
Apr 11, 1952	DeLand, FL	L, 2-7
Apr 12, 1952	DeLand, FL	W, 11-10
May 16, 1952	Tallahassee	W, 4-2
Apr 10, 1953	DeLand, FL	W, 14-7
Apr 11, 1953	DeLand, FL	W, 8-2
May 1, 1953	Tallahassee	L, 0-1
May 2, 1953	Tallahassee	W, 9-6
Apr 12, 1954	Tallahassee	W, 4-3
Apr 13, 1954	Tallahassee	L, 4-8
Apr 24, 1954	DeLand, FL	L, 3-7
Apr 24, 1954	DeLand, FL	L, 0-7
Apr 4, 1955	Tallahassee	L, 7-8
Apr 5, 1955	Tallahassee	W, 16-2
May 6, 1955	DeLand, FL	W, 6-4
May 7, 1955	DeLand, FL	W, 14-5
Apr 20, 1956	Tallahassee	W, 8-1
Apr 21, 1956	Tallahassee	W, 23-2
Mar 22, 1957	Tallahassee	W, 15-0
Mar 23, 1957	Tallahassee	L, 2-3
May 2, 1958	DeLand, FL	W, 4-2
May 3, 1958	DeLand, FL	W, 9-1
Mar 23, 1959	Tallahassee	W, 17-0
Mar 24, 1959	Tallahassee	W, 21-12
Mar 24, 1970	DeLand, FL	W, 1-0
Apr 30, 1971	Tallahassee	W, 2-0
May 1, 1971	Tallahassee	W, 1-0
Mar 2, 1972	DeLand, FL	W, 6-3
Mar 3, 1972	DeLand, FL	W, 7-1
May 17, 1973	Tallahassee	L, 6-7
May 18, 1973	Tallahassee	L, 4-5
Apr 17, 1975	Tallahassee	W, 6-2
Apr 18, 1975	Tallahassee	W, 5-3
Mar 23, 1976	Tallahassee	W, 8-0
Mar 23, 1976	Tallahassee	W, 10-4
Mar 29, 1976	DeLand, FL	L, 10-11
Mar 30, 1976	DeLand, FL	L, 5-9
Mar 26, 1979	Tallahassee	L, 9-14
May 24, 1984*	Tallahassee	L, 7-10
May 26, 1988*	Tallahassee	W, 10-3
May 29, 1988*	Tallahassee	L, 2-7
May 22, 1992*	Tallahassee	W, 2-0
May 31, 2002*	Tallahassee	W, 11-8
Feb 22, 2005	DeLand, FL	W, 5-4
Feb 23, 2005	DeLand, FL	W, 7-6
May 10, 2005	Tallahassee	W, 9-5
May 11, 2005	Tallahassee	W, 8-4
Jun 3, 2007*	Tallahassee	W, 17-1
Mar 25, 2008	Tallahassee	W, 11-2
Mar 26, 2008	Tallahassee	W, 19-3
Apr 29, 2008	DeLand, FL	W, 13-3
Apr 30, 2008	DeLand, FL	W, 6-3
Mar 24, 2010	Tallahassee	W, 14-7
May 12, 2010	DeLand, FL	W, 6-2
Mar 23, 2011	Tallahassee	L, 4-6
May 10, 2011	DeLand, FL	W, 13-1
Mar 20, 2012	Tallahassee	W, 17-8
Mar 21, 2012	Tallahassee	W, 9-1
May 8, 2012	DeLand, FL	W, 9-1
May 9, 2012	DeLand, FL	L, 5-6

FSU Most Runs (Gm): 23 (1956)  
FSU Widest Margin: 23-2 (1956)  
Stetson Most Runs (Gm): 14 (1979)  
Stetson Widest Margin: 7-0 (1954)  
High-Scoring Game: 33 (FSU 21-12, 1959)  
Low Scoring Game: 1 (SU 1-0, 1953; FSU 1-0, 1972)  
Longest FSU Win Streak: 13 (1992-10)  
Longest Stetson Win Streak: 4 (1954-55; 1976-84)  
Shutouts By: FSU 7, Stetson 4

## STONY BROOK: 1-0

At Neutral: FSU leads 1-0

Jun 17, 2012***	Omaha, NE	W, 12-2
-----------------	-----------	---------

## TAMPA: 24-3-1

At Florida State: FSU leads 21-1  
At Tampa: FSU leads 3-2-1

Apr 29, 1949	Tallahassee	W, 8-7
Apr 30, 1949	Tallahassee	W, 7-4
Apr 21, 1950	Tallahassee	W, 7-6
Apr 22, 1950	Tallahassee	W, 12-3
May 5, 1950	Tallahassee	W, 10-1
May 6, 1950	Tallahassee	L, 7-9
Apr 14, 1952	Tallahassee	W, 7-4
Apr 15, 1952	Tallahassee	W, 7-4
Apr 18, 1952	Tallahassee	W, 16-11
Apr 19, 1952	Tallahassee	W, 13-3
Apr 6, 1953	Tampa, FL	T, 8-8
Apr 7, 1953	Tampa, FL	L, 1-4
Apr 30, 1954	Tallahassee	W, 13-1
May 1, 1954	Tallahassee	W, 7-2
Apr 27, 1959	Tallahassee	W, 19-1
Mar 5, 1967	Tallahassee	W, 14-0
Mar 3, 1973	Tampa, FL	W, 6-2
Mar 4, 1973	Tampa, FL	W, 4-0
Apr 15, 1973	Tallahassee	W, 10-2
Apr 16, 1973	Tallahassee	W, 8-4
Mar 20, 1974	Tampa, FL	L, 5-6
Mar 21, 1974	Tampa, FL	W, 9-5
Apr 11, 1974	Tallahassee	W, 7-4
Apr 11, 1974	Tallahassee	W, 11-1
Mar 29, 1975	Tallahassee	W, 4-3
Mar 29, 1975	Tallahassee	W, 10-2
Feb 16, 1984	Tallahassee	W, 9-5
Feb 17, 1984	Tallahassee	W, 7-6

FSU Most Runs (Gm): 16 (1952)  
FSU Widest Margin: 14-0 (1967)  
Tampa Most Runs (Gm): 11 (1952)  
Tampa Widest Margin: 9-7 (1950)  
High-Scoring Game: 27 (FSU 16-11, 1952)  
Low Scoring Game: 4 (FSU 4-0, 1973)  
Longest FSU Win Streak: 8 (1954-73)  
Shutouts By: FSU 2

## TENNESSEE: 6-4

At Florida State: FSU leads 6-3  
At Neutral: Tennessee leads 1-0

Mar 13, 1951	Tallahassee	W, 10-9
Mar 21, 1964	Tallahassee	W, 15-7
Mar 18, 1966	Tallahassee	L, 7-8
Mar 19, 1966	Tallahassee	W, 8-6
Mar 22, 1974	Tallahassee	L, 4-7
Mar 23, 1974	Tallahassee	L, 0-2
Feb 1, 1998	Orlando, FL	L, 3-5
Feb 2, 2007	Tallahassee	W, 9-2
Feb 3, 2007	Tallahassee	W, 4-0
Feb 4, 2007	Tallahassee	W, 19-7

FSU Most Runs (Gm): 19 (2007)  
FSU Widest Margin: 19-7 (2007)  
Tennessee Most Runs (Gm): 9 (1951)  
Tennessee Widest Margin: 7-4 (1974)  
High-Scoring Game: 26 (FSU 19-7, 2007)  
Low Scoring Game: 2 (Tennessee 2-0, 1974)  
Longest FSU Win Streak: 3 (2007-Present)  
Longest Tennessee Win Streak: 3 (1974-98)  
Shutouts: FSU 1, Tennessee 1

# ALL-TIME RESULTS

## TENNESSEE-MARTIN: 2-0

At Florida State: FSU leads 2-0

Mar 22, 1979	Tallahassee	W, 4-1
Mar 22, 1979	Tallahassee	W, 10-4

## TENNESSEE TECH: 3-0

At Florida State: FSU leads 3-0

Mar 21, 1983	Tallahassee	W, 4-3
Mar 22, 1983	Tallahassee	W, 12-2
Mar 22, 1984	Tallahassee	W, 7-3

## TEXAS: 3-4

At Florida State: Texas leads 2-0  
At Neutral: FSU leads 3-2

Jun 8, 1965**	Omaha, NE	W, 3-2
Jun 15, 1970***	Omaha, NE	L, 1-5
Jun 17, 1970***	Omaha, NE	W, 11-2
Jun 3, 1987***	Omaha, NE	L, 4-6
Jun 12, 2000***	Omaha, NE	W, 6-2
Jun 8, 2003**	Tallahassee	L, 3-8
Jun 9, 2003**	Tallahassee	L, 5-6

**FSU Most Runs (Gm):** 11 (1970)  
**FSU Widest Margin:** 11-2 (1970)  
**Texas Most Runs (Gm):** 8 (2003)  
**Texas Widest Margin:** 8-3 (2003)  
**High-Scoring Game:** 13 (FSU 11-2, 1970)  
**Low Scoring Game:** 5 (FSU 3-2, 1965)

## TEXAS A&M: 3-3

At Florida State: Texas A&M leads 3-2  
At Neutral: FSU leads 1-0

May 23, 1986*	Tallahassee	W, 12-9
Feb 29, 1992	Tallahassee	L, 1-9
Jun 12, 1999***	Omaha, NE	W, 7-3
Jun 11, 2011**	Tallahassee	L, 2-6
Jun 12, 2011**	Tallahassee	W, 23-9
Jun 13, 2011**	Tallahassee	L, 2-11

## TEXAS CHRISTIAN: 2-0

At Neutral: TCU leads 2-0

June 19, 2010***	Omaha, NE	L, 1-8
June 23, 2010***	Omaha, NE	L, 7-11

## TROY: 13-2

At Florida State: FSU leads 12-0  
At Troy: Troy leads 2-1

Apr 28, 1948	Troy, AL	L, 2-3
May 27, 1948	Tallahassee	W, 6-5
Mar 2, 1974	Tallahassee	W, 11-2
Mar 2, 1974	Tallahassee	W, 11-2
Mar 29, 1977	Tallahassee	W, 8-0
Mar 30, 1977	Tallahassee	W, 6-2
Feb 28, 1979	Tallahassee	W, 6-4
Feb 27, 1980	Tallahassee	W, 5-3
Feb 27, 1980	Tallahassee	W, 11-9
Apr 29, 1980	Troy, AL	L, 3-5
Apr 29, 1980	Troy, AL	W, 12-3
May 25, 1995*	Tallahassee	W, 18-3
Feb 12, 1999	Tallahassee	W, 17-3
Feb 13, 1999	Tallahassee	W, 21-1
Feb 14, 1999	Tallahassee	W, 10-2

**FSU Most Runs (Gm):** 21 (1999)  
**FSU Widest Margin:** 21-1 (1999)  
**Troy Most Runs (Gm):** 9 (1980)  
**Troy Widest Margin:** 5-3 (1980)  
**High-Scoring Game:** 22 (FSU 21-1, 1999)  
**Low Scoring Game:** 5 (Troy 3-2, 1948)  
**Longest FSU Win Streak:** 8 (1948-80)  
**Shutouts By:** FSU 1

## TULANE: 39-18

At Florida State: FSU leads 34-10  
At Tulane: Tulane leads 8-5

Mar 27, 1967	Tallahassee	W, 10-6
Mar 28, 1967	Tallahassee	W, 5-1
Apr 21, 1967	New Orleans, LA	W, 8-5
Apr 22, 1967	New Orleans, LA	W, 7-5
Mar 24, 1969	Tallahassee	W, 5-0
Mar 24, 1969	Tallahassee	L, 0-1

May 13, 1977	Tallahassee	W, 12-4
May 15, 1977	Tallahassee	L, 3-4
May 15, 1977	Tallahassee	W, 11-1
Mar 3, 1978	Tallahassee	W, 6-1
Mar 3, 1978	Tallahassee	L, 3-8
Mar 25, 1978	Tallahassee	L, 0-4
Mar 25, 1978	Tallahassee	W, 3-0
May 12, 1978	Tallahassee	W, 3-2
Mar 14, 1979	Tallahassee	W, 7-3
Mar 14, 1979	Tallahassee	W, 9-2
May 12, 1979	Tallahassee	L, 5-10
May 13, 1979	Tallahassee	L, 2-5
Mar 24, 1980	New Orleans, LA	L, 2-3
May 10, 1980	Tallahassee	W, 12-5
Apr 4, 1981	New Orleans, LA	W, 15-9
Apr 4, 1981	New Orleans, LA	L, 3-11
Apr 5, 1981	New Orleans, LA	L, 4-15
May 16, 1981	Tallahassee	L, 2-6
May 17, 1981	Tallahassee	W, 22-4
May 17, 1981	Tallahassee	W, 15-5
Apr 17, 1982	Tallahassee	L, 6-8
Apr 17, 1982	Tallahassee	W, 4-3
Apr 18, 1982	Tallahassee	W, 8-6
May 16, 1982	Tallahassee	L, 7-11
May 7, 1983	New Orleans, LA	L, 5-6
May 8, 1983	New Orleans, LA	L, 6-8
May 14, 1983	Tallahassee	W, 4-2
May 15, 1983	Tallahassee	W, 9-6
Apr 27, 1984	Tallahassee	W, 17-4
Apr 28, 1984	Tallahassee	W, 8-4
Apr 29, 1984	Tallahassee	L, 0-1
May 11, 1984	Tallahassee	W, 4-2
Apr 5, 1985	Tallahassee	W, 9-6
Apr 6, 1985	Tallahassee	W, 4-1
Apr 6, 1985	Tallahassee	W, 9-4
May 4, 1985	New Orleans, LA	W, 9-3
May 4, 1985	New Orleans, LA	W, 5-2
May 5, 1985	New Orleans, LA	L, 8-9
Apr 5, 1986	Tallahassee	W, 7-5
Apr 6, 1986	Tallahassee	W, 4-2
Feb 21, 1987	Tallahassee	W, 7-5
May 27, 1988*	Tallahassee	W, 8-6
Apr 6, 1990	Tallahassee	W, 5-0
Apr 7, 1990	Tallahassee	W, 9-3
Apr 8, 1990	Tallahassee	W, 12-11
May 16, 1990	Tallahassee	W, 4-1
Mar 2, 1991	Tallahassee	W, 3-0
Apr 28, 1991	New Orleans, LA	L, 10-11
Apr 29, 1991	New Orleans, LA	L, 1-2
Jun 1, 2008*	Tallahassee	W, 17-8
Jun 2, 2008*	Tallahassee	W, 16-7

**FSU Most Runs (Gm):** 22 (1981)  
**FSU Widest Margin:** 22-4 (1981)  
**Tulane Most Run:** 15 (1981)  
**Tulane Widest Margin:** 15-4 (1981)  
**High-Scoring Game:** 26 (FSU 22-4, 1981)  
**Low Scoring Game:** 1 (Tulane 1-0, 1969; 1-0, 1984)  
**Longest FSU Win Streak:** 9 (1986-91)  
**Longest Tulane Win Streak:** 3 (1979-80, 1981, 1982-83)  
**Shutouts By:** FSU 6, Tulane 3

## UNION: 5-0

At Florida State: FSU leads 5-0

Mar 4, 1970	Tallahassee	W, 5-1
Mar 4, 1970	Tallahassee	W, 6-2
Mar 3, 1971	Tallahassee	W, 5-0
Mar 3, 1971	Tallahassee	W, 14-0
Mar 4, 1971	Tallahassee	W, 7-6

**FSU Most Runs (Gm):** 14 (1971)  
**FSU Widest Margin:** 14-0 (1971)  
**Union Most Runs (Gm):** 6 (1971)  
**High-Scoring Game:** 14 (FSU 14-0, 1971)  
**Low Scoring Game:** 5 (FSU 5-0, 1971)  
**Longest FSU Win Streak:** 5 (1970-71)  
**Shutouts By:** FSU 2

## VALDOSTA STATE: 24-4-1

At Florida State: FSU leads 14-2  
At Valdosta State: FSU leads 10-2-1

Apr 9, 1963	Tallahassee	W, 14-0
Mar 2, 1971	Tallahassee	W, 13-1
Apr 14, 1971	Valdosta, GA	W, 17-3

Apr 6, 1972	Valdosta, GA	L, 2-14
May 9, 1972	Tallahassee	W, 3-2
Mar 28, 1973	Valdosta, GA	W, 3-2
Apr 17, 1973	Tallahassee	W, 9-8
Mar 30, 1974	Valdosta, GA	W, 6-3
Apr 24, 1974	Tallahassee	L, 1-15
Mar 8, 1975	Tallahassee	W, 9-0
Mar 9, 1975	Valdosta, GA	W, 8-3
Mar 20, 1976	Tallahassee	W, 9-0
Mar 28, 1976	Valdosta, GA	W, 6-2
Mar 13, 1977	Valdosta, GA	W, 14-5
Apr 9, 1977	Tallahassee	W, 9-3
Apr 17, 1978	Tallahassee	W, 10-7
Apr 30, 1978	Tallahassee	W, 13-5
Mar 4, 1979	Valdosta, GA	L, 0-2
Mar 6, 1979	Tallahassee	L, 12-14
Mar 6, 1979	Tallahassee	W, 6-0
Apr 23, 1979	Valdosta, GA	T, 14-14
Apr 7, 1980	Valdosta, GA	W, 15-9
Apr 30, 1980	Tallahassee	W, 11-4
Apr 27, 1981	Tallahassee	W, 14-6
May 10, 1981	Valdosta, GA	W, 5-3
Apr 16, 1982	Tallahassee	W, 4-0
Apr 22, 1982	Valdosta, GA	W, 4-1
Apr 15, 1988	Valdosta, GA	W, 20-8
Apr 6, 2011	Tallahassee	W, 10-2

**FSU Most Runs (Gm):** 20 (1988)  
**FSU Widest Margin:** 14-0 (1963)  
**VSU Most Runs (Gm):** 15 (1974)  
**VSU Widest Margin:** 15-1 (1974)  
**High-Scoring Game:** 28 (Tied 14-14, 1979; FSU 20-8, 1988)  
**Low Scoring Game:** 2 (VSU 2-0, 1979)  
**Longest FSU Win Streak:** 8 (1975-78; 1980-Present)  
**Shutouts By:** FSU 5, VSU 1

## VALPARAISO: 1-0

At Florida State: FSU leads 1-0

Mar 9, 1982	Tallahassee	W, 6-0
-------------	-------------	--------

## VANDERBILT: 4-2

At Florida State: FSU leads 4-2

Mar 25, 1972	Tallahassee	L, 1-11
Mar 26, 1972	Tallahassee	W, 4-3
Mar 27, 1972	Tallahassee	W, 19-4
June 11, 2010	Tallahassee	W, 9-8
June 12, 2010	Tallahassee	L, 2-6
June 13, 2010	Tallahassee	W, 7-6

## VMI: 17-0

At Florida State: FSU leads 14-0  
At Neutral: FSU leads 3-0

Feb 23, 1990	Tallahassee	W, 17-1
Feb 24, 1990	Tallahassee	W, 3-2
Feb 25, 1990	Tallahassee	W, 8-0
Feb 14, 1992	Tallahassee	W, 10-4
Feb 15, 1992	Tallahassee	W, 20-0
Feb 16, 1992	Tallahassee	W, 5-4
Jan 31, 2003	St. Petersburg, FL	W, 12-4
Feb 1, 2003	St. Petersburg, FL	W, 5-1
Feb 2, 2003	St. Petersburg, FL	W, 10-3
Jan 31, 2004	Tallahassee	W, 8-7
Feb 2, 2004	Tallahassee	W, 8-1
Feb 4, 2005	Tallahassee	W, 8-2
Feb 5, 2005	Tallahassee	W, 6-5
Feb 6, 2005	Tallahassee	W, 15-0
Feb 18, 2011	Tallahassee	W, 12-0
Feb 19, 2011	Tallahassee	W, 9-2
Feb 20, 2011	Tallahassee	W, 15-0

**FSU Most Runs (Gm):** 20 (1992)  
**FSU Widest Margin:** 20-0 (1992)  
**VMI Most Runs (Gm):** 5 (2005)  
**High-Scoring Game:** 20 (FSU 20-0, 1992)  
**Low Scoring Game:** 5 (FSU 3-2, 1990)  
**Longest FSU Win Streak:** 17 (1990-Present)  
**Shutouts By:** FSU 5

## WASHINGTON STATE: 2-0

At Florida State: FSU leads 1-0  
At Neutral: FSU leads 1-0

Apr 3, 1988	Tallahassee	W, 5-1
Mar 7, 1999	Minneapolis, MN	W, 8-5



# ALL-TIME RESULTS

## WESTERN CAROLINA: 4-1

At Florida State: FSU leads 4-1

May 21, 1992*	Tallahassee	L, 0-1
May 24, 1992*	Tallahassee	W, 4-3
May 24, 1992*	Tallahassee	W, 18-3
Feb 26, 2002	Tallahassee	W, 13-3
Feb 27, 2002	Tallahassee	W, 3-0

**FSU Most Runs (Gm):** 18 (1992)  
**FSU Widest Margin:** 18-3 (1992)  
**WCU Most Runs (Gm):** 3 (Three times)  
**WCU Widest Margin:** 1-0 (1992)  
**High-Scoring Game:** 21 (FSU 18-3, 1992)  
**Low Scoring Game:** 1 (WCU 1-0, 1992)  
**Longest FSU Win Streak:** 4 (1992-Present)  
**Shutouts By:** FSU 1, WCU 1

## WESTERN KENTUCKY: 14-1

At Florida State: FSU leads 14-1

Mar 17, 1978	Tallahassee	W, 13-4
Mar 17, 1978	Tallahassee	W, 16-3
Mar 17, 1979	Tallahassee	W, 14-4
May 24, 1980*	Tallahassee	W, 19-7
May 25, 1980*	Tallahassee	W, 10-5
Mar 11, 1985	Tallahassee	W, 11-5
Mar 12, 1985	Tallahassee	L, 6-10
Feb 2, 1990	Tallahassee	W, 6-3
Feb 3, 1990	Tallahassee	W, 6-4
Feb 4, 1990	Tallahassee	W, 6-4
Jan 29, 2000	Tallahassee	W, 8-1
Jan 29, 2000	Tallahassee	W, 2-1
Jan 30, 2000	Tallahassee	W, 6-1
Feb 3, 2001	Tallahassee	W, 5-4
Feb 4, 2001	Tallahassee	W, 8-4

**FSU Most Runs (Gm):** 19 (1980)  
**FSU Widest Margin:** 16-3 (1978)  
**WK Most Runs (Gm):** 10 (1985)  
**WK Widest Margin:** 10-6 (1985)  
**High-Scoring Game:** 26 (FSU 19-7, 1980)  
**Low Scoring Game:** 3 (FSU 2-1, 2000)  
**Longest FSU Win Streak:** 8 (1990-Present)

## WESTERN MICHIGAN: 6-8

At Florida State: WMU leads 8-5  
At Neutral: FSU leads 1-0

Mar 31, 1959	Tallahassee	L, 2-3
Apr 3, 1959	Tallahassee	W, 2-0
Apr 4, 1961	Tallahassee	L, 2-10
Apr 5, 1961	Tallahassee	W, 7-6
Jun 10, 1963***	Omaha, NE	W, 5-2
Mar 25, 1971	Tallahassee	L, 5-7
Mar 28, 1971	Tallahassee	W, 7-5
Mar 28, 1971	Tallahassee	L, 1-5
Mar 30, 1972	Tallahassee	W, 6-1
Apr 1, 1972	Tallahassee	L, 7-8
Apr 1, 1972	Tallahassee	L, 4-7
Apr 2, 1972	Tallahassee	W, 8-1
Mar 29, 1974	Tallahassee	L, 3-7
Mar 29, 1974	Tallahassee	L, 2-4

**FSU Most Runs (Gm):** 8 (1972)  
**FSU Widest Margin:** 8-1 (1972)  
**WMU Most Runs (Gm):** 10 (1961)  
**WMU Widest Margin:** 10-2 (1961)  
**High-Scoring Game:** 15 (WMU 8-7, 1972)  
**Low Scoring Game:** 2 (FSU 2-0, 1959)  
**Shutouts By:** FSU 1

## WEST FLORIDA: 5-0

At Florida State: FSU leads 5-0

Apr 15, 1981	Tallahassee	W, 6-1
Apr 15, 1981	Tallahassee	W, 3-2
Apr 6, 1982	Tallahassee	W, 9-4
Feb 14, 1984	Tallahassee	W, 7-5
Feb 15, 1984	Tallahassee	W, 7-1

**FSU Most Runs (Gm):** 9 (1982)  
**FSU Widest Margin:** 6-1 (1981), 9-4 (1982)  
**WF Most Runs (Gm):** 5 (1984)  
**High-Scoring Game:** 13 (FSU 9-4, 1982)  
**Low Scoring Game:** 5 (FSU 3-2, 1981)  
**Longest FSU Win Streak:** 5 (1981-Present)

## WEST VIRGINIA: 4-2

At Florida State: Series tied 1-1  
At Neutral: FSU leads 3-1

Apr 2, 1956	Tallahassee	L, 12-13
Apr 5, 1958	Tallahassee	W, 14-7
Jun 1, 1961\$	Gastonia, NC	W, 3-1
Jun 2, 1961\$	Gastonia, NC	L, 3-4
Jun 1, 1962\$	Gastonia, NC	W, 6-5
Mar 6, 2004	Minneapolis, MN	W, 11-5

**FSU Most Runs (Gm):** 14 (1958)  
**FSU Widest Margin:** 14-7 (1958)  
**WVa Most Runs (Gm):** 13 (1956)  
**WVa Widest Margin:** 13-12 (1956), 4-3 (1961)  
**High-Scoring Game:** 25 (WVa 13-12, 1956)  
**Low Scoring Game:** 4 (FSU 3-1, 1961)

## WICHITA STATE: 4-5

At Florida State: FSU leads 2-1  
At Neutral: WSU leads 4-2

Jun 4, 1989***	Omaha, NE	W, 4-2
Jun 7, 1989***	Omaha, NE	L, 4-7
Jun 9, 1989***	Omaha, NE	L, 9-12
Feb 11, 1990	Baseball City, FL	L, 7-8
Jun 3, 1996***	Omaha, NE	W, 8-4
Mar 5, 1999	Minneapolis, MN	L, 1-8
Jun 6, 2008**	Tallahassee	L, 7-10
Jun 7, 2008**	Tallahassee	W, 14-4
Jun 8, 2008**	Tallahassee	W, 11-4

**FSU Most Runs (Gm):** 14 (2008)  
**FSU Widest Margin:** 14-4 (2008)  
**WSU Most Runs (Gm):** 12 (1989)  
**WSU Widest Margin:** 8-1 (1999)  
**High-Scoring Game:** 21 (WSU 12-9, 1989)  
**Low Scoring Game:** 6 (WSU 4-2, 1989)  
**Longest FSU Win Streak:** 2 (2008)  
**Longest WSU Win Streak:** 3 (1989-90)

## WILLIAM & MARY: 1-0

At Florida State: FSU leads 1-0

Mar 29, 1967	Tallahassee	W, 5-4
--------------	-------------	--------

## WINGATE: 6-0

At Florida State: FSU leads 6-0

Mar 11, 1980	Tallahassee	W, 6-0
Mar 11, 1980	Tallahassee	W, 5-4
Mar 15, 1981	Tallahassee	W, 15-6
Mar 17, 1981	Tallahassee	W, 4-2
Mar 17, 1981	Tallahassee	W, 6-2
Mar 8, 1983	Tallahassee	W, 6-4

**FSU Most Runs (Gm):** 15 (1981)  
**FSU Widest Margin:** 15-6 (1981)  
**Wingate Most Runs (Gm):** 6 (1981)  
**High-Scoring Game:** 21 (FSU 15-6, 1981)  
**Low Scoring Game:** 6 (FSU 6-0, 1980; 4-2, 1981)  
**Longest FSU Win Streak:** 6 (1980-Present)  
**Shutouts By:** FSU 1

## WINTHROP: 4-1

At Florida State: FSU leads 4-1

Feb 13, 1993	Tallahassee	W, 7-2
Feb 14, 1993	Tallahassee	W, 8-5
Feb 21, 1995	Tallahassee	L, 1-2
Feb 22, 1995	Tallahassee	W, 6-0
Mar 14, 2006	Tallahassee	W, 10-0

## WISCONSIN: 8-1

At Florida State: FSU leads 8-1

Apr 8, 1955	Tallahassee	W, 3-2
Apr 9, 1955	Tallahassee	W, 7-2
Mar 30, 1956	Tallahassee	W, 5-3
Apr 4, 1956	Tallahassee	W, 4-3
Apr 6, 1956	Tallahassee	L, 3-10
Apr 7, 1956	Tallahassee	W, 1-0
Apr 4, 1958	Tallahassee	W, 12-4
Apr 7, 1958	Tallahassee	W, 7-3
Apr 10, 1958	Tallahassee	W, 3-1

**FSU Most Runs (Gm):** 12 (1958)  
**FSU Widest Margin:** 12-4 (1958)  
**UW Most Runs (Gm):** 10 (1956)  
**UW Widest Margin:** 10-3 (1956)  
**High-Scoring Game:** 16 (FSU 12-4, 1958)  
**Low Scoring Game:** 1 (FSU 1-0, 1956)  
**Longest FSU Win Streak:** 4 (1955-56; 1956-Present)  
**Shutouts By:** FSU 1

## WRIGHT STATE: 3-1

At Florida State: FSU leads 3-1

Mar 23, 1979	Tallahassee	W, 12-0
Mar 24, 1979	Tallahassee	W, 13-6
Mar 22, 1980	Tallahassee	W, 12-0
Mar 22, 1980	Tallahassee	L, 2-6

**FSU Most Runs (Gm):** 12 (1979, 1980)  
**FSU Widest Margin:** 12-0 (1979, 1980)  
**WSU Most Runs (Gm):** 6 (1979, 1980)  
**WSU Widest Margin:** 6-2 (1980)  
**High-Scoring Game:** 19 (FSU 13-6, 1979)  
**Low Scoring Game:** 8 (WSU 6-2, 1980)  
**Longest FSU Win Streak:** 3 (1979-80)  
**Shutouts By:** FSU 2

## YALE: 2-0

At Florida State: FSU leads 2-0

Mar 26, 1957	Tallahassee	W, 7-0
Mar 29, 1957	Tallahassee	W, 11-8

\$ = District 3 - Gastonia, NC  
\* = NCAA Regional  
\*\* = NCAA Super Regional  
\*\*\* = College World Series  
^ = ACC Tournament



# TEAM RECORDS

## GAMES

### GAMES PLAYED

Most in Season	84, 1984
Fewest in Season	17, 1948

### VICTORIES

Most in Season	61, 1986 (61-13)
Fewest in Season	9, 1948 (9-8)

### WINNING PERCENTAGE

Highest in Season	.854, 1968 (35-6)
Lowest in Season	.529, 1948 (9-8)

### WINNING STREAK

Longest	25, 2002 (4/17-6/7)
Home	36 (4/22/90-4/20/91)
Away	11 (1969-70)

### LOSING STREAK

Longest in Season	6, 1999 (4/17-30)
-------------------	-------------------

### ATTENDANCE

Single Home Game	6,789 vs. Miami (4/19/08)
3-game Series	19,062 vs. Miami (4/18-4/20/08)
2-game Series	12,662 vs. Texas (2003)
Single Season, Home Total	202,132 (41 dates, 2008)
Single Season, Home Average	4,930 (2008)
Single Season, All Games	329,232 (67 dates, 2012)

### SHUTOUTS

Fewest Times in Season	0, 1985 (82 games) and other years with fewer games - last time 2009 (68 games)
Most Times in Season (hitting)	5, 1974, 1992 and 1994
Longest Streak Without	336, 1984-1988
Most Recorded in Season (pitching)	15, 1970 (59 games) and 1975 (59 games)
Most Consecutive in Season (Pitching)	4, 1970 and 1973
Most Consecutive Scoreless Innings (Pitching)	40, 1973

### EXTRA INNING GAMES

Most in Season	7, 1995
Longest Game	20 innings vs. Wake Forest, 5/6/06

## BATTING

### AT BATS

Most in Game	67 vs. Wake Forest, 5/6/06
Most in Game (9-inning)	65 vs. Ohio State, 5/31/09
Both Teams	132 vs. Wake Forest, 5/6/06
Most in Season	2,872, 1985 (82 games)
Fewest in Season	752, 1951 (18 games)
Most Plate Appearances in Inning	21 vs. Siena, 3/4/07 vs. Georgia State, 5/15/92

## RUNS

Most in Inning	16 vs. Cleveland State, 3/20/82; vs. Georgia State, 5/15/92
Most in Game*	37 vs. Ohio State, 5/31/09 - NCAA Regional
Most Allowed in Game	24, Clemson, 6/5/59
Most Combined	43 vs. Georgia State, 5/15/92 (FSU 36, GS 7) vs. Ohio State, 5/31/09 - NCAA Regional (FSU 37, OSU 6)
Largest Winning Margin	34 vs. Marshall, 3/4/96 (34-0)
Largest Losing Margin	22 vs. Clemson, 6/5/59 (CU 24, FS 2)
Most in Season	752, 1982
Most Allowed in Season	464, 1984
Fewest in Season	101, 1948 (17 games)
Fewest Allowed in Season	72, 1952 (21 games)

## HITS

Most in Inning	15 vs. Georgia State, 5/15/92
Most Allowed in Inning	9 at Boston College, 4/15/12
Most Consecutive Hits	10 vs. Siena, 3/4/07
Most in Game*	38 vs. Ohio State, 5/31/09 - NCAA Regional
Most Allowed in Game	23 vs. Nevada-Las Vegas, 1978
Most Combined*	51 vs. Ohio State, 5/31/09 - NCAA Regional (FSU 38, OSU 13)
Most in Season	947, 1985 (82 games)
Most Allowed in Season	756, 1984 (84 games)
Fewest in Season	186, 1952 (21 games)
Fewest Allowed in Season	130, 1952 (21 games)

## DOUBLES

Most in Game*	15 vs. Ohio State, 5/31/09 - NCAA Regional
Most Allowed in Game	7 vs. Virginia Tech, 4/2/10 (VT 10, FSU 5)
Most Combined	16 vs. Ohio State, 5/31/09 (FSU 15, OSU 1)
Most in Season	182, 1990 (72 games)
Most Allowed in Season	133, 1984 (84 games)
Fewest in Season	24, 1951 (18 games)
Fewest Allowed in Season	19, 1951 (18 games)

## TRIPLES

Most in Game	5 vs. Western Kentucky, 1968; vs. Georgia State, 1982
Most Allowed in Game	3, several times (last: at Georgia Tech, 4/7/12)
Most Combined	5 vs. Western Kentucky, 1968 (FS 5, WK 0); vs. Georgia State, 1982 (FS 5, GS 0)
Most in Season	35, 1969 (52 games) and 1972 (68 games)

## HOME RUNS

Most in Game	9 vs. Maryland, 5/9/99 (FSU 26, MD 2) vs. Maryland, 4/27/97 (FSU 27, MD 2)
Most Allowed in Game	6, Southern Miss, 1986
Most Combined	9 vs. Cincinnati, 5/12/91 (FSU 6, UC 3) vs. Miami, 4/3/09 (FSU 7, UM 2)
Most in Season	146, 1985 (82 games)
Most Allowed in Season	82, 1984 (84 games)
Fewest in Season	3, 1954 (21 games)
Fewest Allowed in Season	4, 1951 (18 games)
Most Grand slams in Season	8, 1996 (69 games)
Most Grand slams in a Game*	3, at Maryland, 4/27/97

## TOTAL BASES

Most in Game*	66 vs. Ohio State, 5/31/09 - NCAA Regional
Most Combined	83 vs. Ohio State, 5/31/09 - NCAA Regional (FSU 66, OSU 17)
Most in Season	1,580, 1985 (82 games)
Fewest in Season	250, 1952 (21 games)



# TEAM RECORDS

## SLUGGING PCT.

Highest in Season .568, 1982 (74 games)

## RUNS BATTED IN

Most in Game 34 vs. Georgia State, 5/15/92  
 34 vs. Ohio State, 5/31/09 - NCAA Regional  
 Most Combined 40 vs. Georgia State, 5/15/92 (FSU 34, GS 6)  
 Most in Season 698, 1985 (82 games)

## BASE ON BALLS

Most in Game 20 vs. Cleveland State, 1982 and 20 vs. Jacksonville, 5/4/10  
 Most Allowed 18, Stetson, 1976  
 Most Combined 26 vs. Valdosta State, 1980 (FSU 10, VSU 16)  
 Most in Season 555, 1984  
 Most Allowed in Season 340, 1972 (68 games)  
 Fewest in Season 93, 1955 (22 games)

## HIT BY PITCH

Most in Season 97, 2001 (66 games)

## STRIKEOUTS

Most in Game 18, vs. Georgia, 1968  
 Most Combined 33, vs. Miami, 4/7/00 (FSU 11, UM 22)  
 Most in Season 520, 1984 (84 games)  
 Fewest in Season 93, 1955 (22 games)

## BATTING AVG.

Highest in Season .355, 2008 (68 games)  
 Highest Allowed in Season .281, 1980 (63 games)  
 Lowest in Season .237, 1967 (46 games)  
 Lowest Allowed in Season .186, 1970 (59 games)

## STOLEN BASES

Most in Game 11 vs. Stetson, 1957; vs. Richmond, 1986; vs. Virginia, 1994  
 Most Allowed in Game 13, Stetson, 1973  
 Most Combined 13, vs. Stetson, 1973 (FSU 0, STET 13)  
 Most in Season 232, 1987 (73 games)  
 Most Allowed in Season 98, 1984 (84 games)  
 Fewest in Season 20, 1954 (21 games)  
 Fewest Allowed in Season 7, 1962 (28 games) and 1968 (41 games)

## DEFENSE

### PUTOUTS

Most in Season 2,212, 1984 (84 games)

### ASSISTS

Most in Season 1,126, 1984 (84 games)  
 Fewest in Season 226, 1960 (22 games)

### ERRORS

Most in Game 10, vs. UNC, 3/28/04  
 Most in Game by Opponent 8, several times, latest Miami, 4/17/96  
 Most Combined 12, vs. Georgia State, 1984 (FS 4, GS 8);  
 vs. Valdosta State, 1988 (FS 9, VS 3);  
 vs. Virginia Tech, 5/10/90 (FS 4, VT 8)  
 Most in Season 167, 1984 (84 games)  
 Most by Opponent in Season 184, 1984 (84 games)

## FIELDING PCT.

Highest in Season .975, 2007 (62 games)  
 Lowest in Season .915, 1959 (33 games)

## DOUBLE PLAYS

Most in Game 5, vs. Miami, 6/4/95  
 Most in Season 95, 1984 (84 games)

## TRIPLE PLAYS

Most in Game 1, vs. Virginia Tech, 5/3/09 (Sequence: 9-2-4)  
 (Ruairi O'Connor - RF to Parker Brunelle - C to Jason Stidham - 2B)

## PITCHING

### PITCHING APPEARANCES

Most in Game 9 vs. Florida, 3/15/11  
 Most in Season 296, 2012 (67 games)

### COMPLETE GAMES

Most in Season 27, 1969 (52 games)

### INNINGS PITCHED

Most in Season 738, 1984 (84 games)  
 Most by Opponent 717, 1984 (84 games)

### SAVES

Most in Season 29, 1990 (72 games)

### NO-HITTERS

Most in Season 2, 1968 (41 games)

### ONE-HITTERS

Most in Season 6, 1970 (59 games)

### TWO-HITTERS

Most in Season 6, 1970 (59 games) and 1976 (56 games)

### EARNED RUNS

Most Allowed in Season 367, 1984 (84 games)

### EARNED RUN AVG.

Highest in Season 4.58, 2009 (63 games)  
 Lowest in Season 1.49, 1970 (59 games)

### STRIKEOUTS

Most Recorded in Game 25, vs. Furman, 1956  
 Most Recorded in Season 718, 1986 (74 games)  
 Fewest Recorded in Season 126, 1954 (21 games)

\* denotes NCAA single-game record



# INDIVIDUAL RECORDS

## GAMES

### GAMES PLAYED

Most in Season	84, Paul Sorrento, 1984; Frank Fazzini, 1984
Most in Career	279, Mike Yastrzemski, 1980-83; Barry Blackwell, 1985-88
Consecutively in Season	84, Paul Sorrento, 1984
Consecutively in Career	235, Link Jarrett, 1991-94

## BATTING

### BATTING AVG.

Highest in Season	(0-125 at-bats) .436, Bob Clem, 1959; (126-199 at-bats) .436, John-Ford Griffin, 1999; (200-250 at-bats) .455, J.D. Drew, 1997; (250+ at-bats) .463, Buster Posey, 2008
Highest in Career	(100-600 at-bats) .410, Bob Clem, 1959-60; (600+ at-bats) .427 John-Ford Griffin, 1999-01

### SLUGGING PCT.

Highest in Season	.961, J.D. Drew, 1997 (224 TB/233 AB)
Highest in Career	.789, J.D. Drew, 1995-97 (539 TB/683 AB)

### AT BATS

Most in Game	9, Dennis Guinn vs. Wake Forest, 5/6/06; Marshall McDougall vs. Miami, 4/7/00; Karl Jernigan vs. Miami, 4/7/00; Stephen Cardullo vs. Ohio State, 5/31/09**
Most in Season	357, Luis Alicea, 1985
Most in Career	989, Link Jarrett, 1991-94

### RUNS SCORED

Most in Game	6, Mark Gilbert vs. Ohio State, 3/18/78; Luis Alicea vs. Georgia State, 4/1/84; Marshall McDougall vs. Maryland 5/9/99
Most in Season	110, J.D. Drew, 1997
Most in Career	285, Jeff Ledbetter, 1979-82

### HITS

Most in Inning	2, many players, last by Devon Travis vs. Stetson, 3/20/12
Most in Game	7, Marshall McDougall vs. Maryland, 5/9/99 Stephen Cardullo vs. Ohio State, 5/31/09**
Most in Season	137, Frank Fazzini, 1985
Most in Career	335, Jeff Ledbetter, 1979-82
Most Consecutive Hits	10, Brian Cox, 5/21/98-5/23/98

### MOST CONSECUTIVE

Times on Base	13, Paul Sorrento, 1985
Hitting Streak	40, Shane Robinson, 2004-05
Games Reaching Base	57, Shane Robinson, 2004-05
Games Reaching Base in One Season	55, Tyler Holt, 2008

### DOUBLES

Most in Game	4, Marshall McDougall vs. NC State, 4/30/00; Joe Licata vs. Georgia State, 3/27/81
Most in Season	36, Jeremy Morris, 1996
Most in Career	78, Jeremy Morris, 1994-97; John-Ford Griffin, 1999-01

### TRIPLES

Most in Game	2, seven times, latest James Ramsey at Duke, 3/9/12
Most in Season	9, Dick Gold, 1969; Luis Alicea, 1985
Most in Career	19, Luis Alicea, 1984-86; Stephen Drew, 2002-04

### HOME RUNS

Most in Game	6, Marshall McDougall vs. Maryland, 5/9/99
Most in Season	42, Jeff Ledbetter, 1982
Most in Season by a Freshman	22, Matt Diaz, 1998
Most in Career	97, Jeff Ledbetter, 1979-82
Grandslams in Game	2, Craig Patterson vs. Wright State, 1979
Grandslams in Season	3, J.D. Drew, 1997; Jeremy Morris, 1997; Dennis Guinn, 2006; Buster Posey, 2008; Seth Miller, 2012
Grandslams in Career	6, J.D. Drew, 1995-97; Jeremy Morris, 1994-97

### RUNS BATTED IN

Most in Game	16, Marshall McDougall vs. Maryland, 5/9/99
Most in Season	124, Jeff Ledbetter, 1982
Most in Career	346, Jeff Ledbetter, 1979-82

### TOTAL BASES

Most in Game	25, Marshall McDougall vs. Maryland, 5/9/99
Most in Season	273, Jeff Ledbetter, 1982
Most in Career	704, Jeff Ledbetter, 1979-82

### STOLEN BASES

Most in Game	6, Chip Bifano vs. Kearney State, 4/5/77
Most in Season	51, Edwin Alicea, 1988
Most in Career	100, Shane Robinson, 2004-06

### HIT BY PITCHES

Most in Game	3, Karl Jernigan vs. St. Joseph's, 3/6/01
Most in Season	24, Jose Zabala, 1997
Most in Career	61, Karl Jernigan, 1998-2001

### BASE ON BALLS

Most in Game	5, Stephen Drew vs. Siena, 3/4/03; Lionel Martinez vs. Virginia Tech, 5/10/80; Jeremy Morris vs. Clemson, 5/18/96
Most in Season	84, J.D. Drew, 1997
Most in Career	195, Paul Sorrento, 1984-86

### STRIKEOUTS

Most in Game	5, Dick Nichols vs. Georgia Southern, 5/16/70; Dick Nichols vs. Southern Cal, 6/18/70; Ed Fulton vs. South Florida, 3/5/86; Chris Smith vs. Washington State, 3/7/99; Nick Rogers vs. Miami, 4/7/02
Most in Season	75, Tony Thomas, Jr., 2005
Most in Career	210, Stuart Tapley, 2008-11
Fewest Strikeouts in a Season	1 (in 87 at-bats), Billy "Cooter" Mills, 1954



# INDIVIDUAL RECORDS

## DEFENSE

### PUTOUTS

Most in Game	23, Bob Vaughn vs. Furman, 3/16/56
Most in Season	659, Doug Mientkiewicz, 1994
Most in Career	1,641, Jayce Boyd, 2010-12

### ASSISTS

Most in Game	11, Scott Zech vs. Clemson, 5/16/97
Most in Season	261, Brooks Badeaux, 1998
Most in Career	802, Link Jarrett, 1991-94

## PITCHING

### PITCHING APPEARANCES

Most in Season	46, Kevin Lynch, 2005
Most in Career	136, Kevin Lynch, 2002-05

### STARTS

Most in Season	24, Mike Loynd, 1986
Most in Career	78, Doug Little, 1983-86

### RELIEF APPEARANCES

Most in Season	46, Kevin Lynch, 2005
Most in Career	136, Kevin Lynch, 2002-05

### COMPLETE GAMES

Most in Season	12, Brooks Carey, 1978 (15 starts); 12, Danny O'Brien, 1975 (17 starts)
Most in Career	23, Wayne Vincent, 1966-68

### INNINGS PITCHED

Most in Game	12.0, Cliff Ranew vs. Texas, 6/18/65; 12.0, Mike Bretz vs. Hawaii, 4/4/77
Most in Season	164.2, Mike Loynd, 1986
Most in Career	549, Doug Little, 1983-86

### SAVES

Most in Season	18, Mac Scarce, 1970
Most in Career	32, Ricky Kimball, 1988-91

### VICTORIES

Most in Season	20, Mike Loynd, 1986
Most in Career	49, Doug Little, 1983-86
Consecutive in Season	17, Mike Loynd, 1986
Consecutive in Career	18, Larry Jones, 1974-75

### LOSSES

Fewest in Season (10+ decisions)	0, Gene Ammann, 1970 (15-0); Daniel Davidson, 2003 (10-0); Kevin Lynch, 2005 (12-0)
Fewest in Career (20+ decisions)	2, Gene Ammann, 1968-72 (31-2)

### HOME RUNS ALLOWED

Most in Season	20, Chuck Howell, 1997
Most in Career	49, Doug Little, 1983-86

### STRIKEOUTS RECORDED

Most in Game	24, Tony Avitable vs. Furman, 3/16/56
Most in Season	223, Mike Loynd, 1986
Most in Career	520, Richie Lewis, 1985-87 (392.2 IP)

### BASE ON BALLS

Most in Game	13, Richie Lewis vs. LSU, 2/22/87
Most in Season	72, Dave Fernald, 1972 (105.2 IP); 72, Richie Lewis, 1986 (127.2 IP)
Most in Career	236, Larry Jones, 1974-77 (300 IP)

### EARNED RUN AVG.

Lowest in Season (30+ innings)	0.66, Gene Ammann, 1970 (10 ER/137 IP)
Lowest in Career (100+ innings)	1.45, Wayne Vincent, 1966-68 (58 ER/292 IP)
Highest in Season (30+ innings)	8.62, Al Ashmont, 1985 (30 ER/31 IP)

### RUNS ALLOWED

Fewest in Season (50+ innings)	15, Daniel Bennett, 2011 (55.0 IP)
Most in Game	16, Howard Calhoun vs. Rollins 4/9/48
Most in Season	95, Doug Little, 1984
Most in Career	287, Doug Little, 1983-86 (549 IP)

### EARNED RUNS ALLOWED

Fewest in Season (30+ innings)	4, Mike DiBlasi, 1998 (31.2 IP); 4, Eric Roman, 2001 (40.1 IP)
Most in Game	10, Jeff Ledbetter vs. Jacksonville, 4/6/84; 10, Michael Hyde vs. Hawaii, 3/10/05
Most in Season (30+ innings)	79, Doug Little, 1984 (161.1 IP)
Most in Career (100+ innings)	211, Doug Little, 1983-86 (549 IP)

### HITS ALLOWED

Fewest in Season (30+ innings)	13, Mac Scarce, 1971 (33.1 IP)
Most in Game	16, Bill Fuller vs. Auburn, 4/13/71
Most in Season	167, Doug Little, 1984 (161.1 IP)
Most in Career	533, Doug Little, 1983-86 (549 IP)

\*\* denotes NCAA Tournament single-game record





# SEMINOLES' TOP TEN

## CAREER BATTING

### GAMES PLAYED

279	Mike Yastrzemski	1980-83
276	Link Jarrett	1991-94
	Chris Brock	1989-92
272	Jeremy Morris	1994-97
269	Jose Marzan	1984-87
266	Jimmy Jones	1982-85
264	Rick Figueredo	1980-83
262	Jeff Ledbetter	1979-82
261	Scott Zech	1994-97
260	Ryan Barthelemy	1999-02
	Mike Futrell	1999-02

### AT BATS

989	Link Jarrett	1991-94
978	Jose Marzan	1984-87
970	Luis Alicea	1984-86
968	Jeff Ledbetter	1979-82
948	Ryan Barthelemy	1999-02
944	Mike Yastrzemski	1980-83
938	Brooks Badeaux	1995-98
899	Jeremy Morris	1994-97
884	Frank Fazzini	1983-85
	Rick Figueredo	1980-83

### RUNS

285	Jeff Ledbetter	1979-82
268	Luis Alicea	1984-86
261	Frank Fazzini	1983-85
257	Tyler Holt	2008-10
256	Brooks Badeaux	1995-98
254	J.D. Drew	1995-97
244	Jose Marzan	1984-87
	Mike Yastrzemski	1980-83
	Mike Fuentes	1978-81
229	Scott Zech	1994-97

### HITS

335	Jeff Ledbetter	1979-82
331	Luis Alicea	1984-86
326	Frank Fazzini	1983-85
321	Ryan Barthelemy	1999-02
312	Jack Rye	2005-08
305	Jose Marzan	1984-87
302	Jeremy Morris	1994-97
298	Buster Posey	2006-08
296	Shane Robinson	2004-06
292	John-Ford Griffin	1999-01

### DOUBLES

78	John-Ford Griffin	1999-01
	Jeremy Morris	1994-97
67	Ryan Barthelemy	1999-02
65	Link Jarrett	1991-94
62	Mike Yastrzemski	1980-83
	Jeff Ledbetter	1979-82
59	Jose Marzan	1984-87
58	Devon Travis	2010-12
	Shane Robinson	2004-06
	Tony Richie	2001-03

## TRIPLES

19	Stephen Drew	2002-04
	Luis Alicea	1984-86
15	James Ramsey	2009-12
14	Mickey Lopez	1993-95
	Tony Thomas, Jr.	2005-07
13	J.D. Drew	1995-97
12	Jeremy Morris	1994-97
	Randy Hodges	1992-95
	Jose Marzan	1984-87
	Mike Yastrzemski	1980-83

## HOME RUNS

97	Jeff Ledbetter	1979-82
79	Frank Fazzini	1983-85
69*	J.D. Drew	1995-97
64	Mike Fuentes	1978-81
52	Mike McGee	2008-11
50	Ryan Barthelemy	1999-02
48	Paul Sorrento	1984-86
46	Jeremy Morris	1994-97
45	Ed Fulton	1985-87
44	Stephen Drew	2002-04

## RUNS BATTED IN

346	Jeff Ledbetter	1979-82
273*	Jeremy Morris	1994-97
270	Frank Fazzini	1983-85
261	Ryan Barthelemy	1999-02
257	J.D. Drew	1995-97
245	Mike McGee	2008-11
234	Mike Fuentes	1978-81
223	Mike Yastrzemski	1980-83
222	Paul Sorrento	1984-86
206	Buster Posey	2006-08

## TOTAL BASES

704	Jeff Ledbetter	1979-82
631	Frank Fazzini	1983-85
558	Ryan Barthelemy	1999-02
542	Jeremy Morris	1994-97
539	J.D. Drew	1995-97
521	Mike Fuentes	1978-81
510	Mike McGee	2008-11
493	Jose Marzan	1984-87
492	Luis Alicea	1984-86
487	Paul Sorrento	1984-86

## ON BASE PCT.

.521	J.D. Drew	1995-97
.510	Neil Martin	1958-59,61
.506	John-Ford Griffin	1999-01
.498	Gary Sprague	1966
.496	Lionel Martinez	1980-81
.495	Ken Smith	1952
.491	Bob Clem	1959-60
.487	Buster Posey	2006-08
.486	Tyler Holt	2008-10
.484	Mark Gilbert	1978

## STOLEN BASES

100	Shane Robinson	2004-06
98	Jose Marzan	1984-87
95	Marc Ronan	1988-90
91	Allen Bevis	1989-92
90	Edwin Alicea	1987-88
87	Brett Groves	1998-01
82	Scott Zech	1994-97
	Mickey Lopez	1993-95
80	Mark Barineau	1981-83
79	Tyler Holt	2008-10

## WALKS

203	Brooks Badeaux	1995-98
195	Paul Sorrento	1984-86
180	Sherman Johnson	2009-12
177	Jeff Ledbetter	1979-82
177	Tyler Holt	2008-10
175	J.D. Drew	1995-97
174	Doug Mientkiewicz	1993-95
	Mike Yastrzemski	1980-83
162	Jack Rye	2005-08
161	Jose Marzan	1984-87

## STRIKEOUTS

210	Stuart Tapley	2008-11
191	Mike McGee	2008-11
184	Ty Mueller	1989, 1991-93
180	Tony Thomas, Jr.	2005-07
<b>178</b>	<b>Justin Gonzalez</b>	<b>2010-12</b>
175	Jeremy Morris	1994-97
171	Mike Futrell	1999-02
169	Frank Fazzini	1983-85
168	Scott Zech	1994-97
162	Brett Groves	1998-01

## TOUGHEST TO STRIKEOUT

.050	Dale Koch, 218/11	1957-59
.051	Mike Augustine, 356/18	1962-64
.055	Randy Davidson, 218/12	1975
.056	Gary Sprague, 195/11	1966
.056	Craig Patterson, 467/26	1978-79
.057	Roy Mewbourne, 158/9	1966-67
.063	Rick Snyder, 416/26	1971-73
.064	Guillermo Bonilla, 233/15	1975
.068	Tom Thomas, 205/14	1964,66
.075	Wayne Mears, 173/13	1975
.075	Jody Reed, 570/43	1983-84

## TOTAL SACRIFICES

37	Aaron Cheesman	2002-05
35	Mike Martin, Jr.	1993-95
34	Barry Blackwell	1985-88
33	Jose Marzan	1984-87
	Jack Rye	2005-08
32	Brooks Badeaux	1995-98
31	Jose Zabala	1995-98
30	Randy Hodges	1994-97
	Stuart Tapley	2008-11
	Scott Zech	1992-95



# SEMINOLES' TOP TEN

## HIT BY PITCH

61	Karl Jernigan	1998-01
46	Jose Zabala	1995-98
41	Brett Groves	1998-00
40	Tommy Oravetz	2006-09
37	Bryan Zech	2001-04
32	Mark Barineau	1981-83
31	James Ramsey	2009-12
	Stuart Tapley	2008-11
	Tony Thomas, Jr.	2005-07
<b>29</b>	<b>Justin Gonzalez</b>	<b>2010-12</b>
	Scott Zech	1994-97

## BATTING AVG. (500+ AB)

.427	John-Ford Griffin	1999-01
.410	Bob Clem	1959-60
.398	Buster Posey	2006-08
.393	Blane McDonald	1978
.391	J.D. Drew	1995-97
.384	Matt Diaz	1998-99
.383	Marshall McDougall	1999-00
.379	Gary Sprague	1966
.378	Bien Figueroa	1985-86
.374	Mike Fuentes	1978-81

## BATTING AVG. (300-499 AB)

.427	Buddy Cribb	1988-90
.407	Bob Benda	1976-78
.379	Eddy Martinez-Esteve	2003-04
.377	Tom Rosa	1972-73
.376	Craig Patterson	1978-79
.360	Stephen Drew	2002-03
.357	Mark Lacy	1981-82
.354	Brian Cox	1997-98
.352	Terry Kennedy	1975-77
.350	Kenny Felder	1990-92
	Rob Bargas	1989-90

## BATTING AVG. (50-299 AB)

.475	Steve Taddeo	1986-87
.445	Jim Sherrill	1972-73
.393	Tom Cook	1968
.386	Jim McArdle	1976-77
.377	Kevin Rigby	1978
.374	Tony Delmonico	2008
.372	Jim Weaver	1980
	Doug Casey	1978-79
.366	Joel Hicks	1976-77

## SLUGGING PCT. (500+ AB)

.789	J.D. Drew	1995-97
.779	Jim Weaver	1980
.727	Jeff Ledbetter	1979-82
.714	Frank Fazzini	1983-85
.708	Marshall McDougall	1999-00
.700	Matt Diaz	1998-99
.693	Mike Fuentes	1978-81
.686	John-Ford Griffin	1999-01
.677	Mark Lacy	1981-82
.655	Stephen Drew	2002-03

## SLUGGING PCT. (300-499 AB)

.748	Buddy Cribb	1988-90
.684	Mark Lacy	1981-82
.666	Brad Parker	1988-90
.659	Terry Kennedy	1975-77
.655	Stephen Drew	2002-03
.623	Kenny Felder	1990-92
.622	Chris Cawthon	1981-82
.606	Bob Benda	1976-78
.585	Brian Cox	1997-98
.548	Craig Patterson	1978-79

## SLUGGING PCT. (50-299 AB)

.696	Tim Sherrill	1972-73
.678	Steve Taddeo	1986-87
.667	Joel Hicks	1976-77
.640	Mark Coulter	1976-77
.635	Scooby Morgan	1994-96
.620	Daniel Wardell	2003
.608	Eddy Martinez-Esteve	2003
.596	Sean Gilmartin	2009-10
.593	Sam Scott	1999
.590	Jim Lyttle	1966

## CAREER PITCHING

### APPEARANCES

136	Kevin Lynch	2002-05
127	Daniel Hodges	2000-03
116	Zach Diaz	1996-99
113	Ricky Kimball	1988-91
109	Chris Chavez	1996-99
108	Jimmy Marshall	2006-09
106	Matt DiBlasi	2003-06
98	Mike DiBlasi	1997-00
97	Chris Roberts	1990-92
94	Brian Busch	2009-12

### CAREER STARTS

78	Doug Little	1983-86
75	Blair Varnes	1999-02
62	Matt Lynch	2000-03
58	Mike Loynd	1983-86
55	Jon McDonald	1998-00
52	Jonathan Johnson	1993-95
	Roger Bailey	1990-92
50	Sean Gilmartin	2009-11
47	Bryan Henry	2005-07
46	Mark Sauls	2003-06
	Jeff Gray	1981-84

### RELIEF APPEARANCES

136	Kevin Lynch	2002-05
127	Daniel Hodges	2000-03
111	Zach Diaz	1996-99
106	Matt DiBlasi	2003-06
	Jimmy Marshall	2006-09
98	Mike DiBlasi	1997-00
92	Ricky Kimball	1988-91
87	Brian Chambers	2004-07
86	Chris Ginn	1998-01
85	Chris Chavez	1996-99

### COMPLETE GAMES

22	Doug Little	1983-86
16	Richie Lewis	1985-87
15	Paul Wilson	1992-94
14	Dick Wiggins	1979-80
12	Jonathan Johnson	1993-95
	Rick Hatcher	1979-81
	Jim Riley	1978-79
	Brooks Carey	1978
11	Gar Finnvoid	1989-90
10	Randy Choate	1995-97
	George Lott	1969
	Gene Ammann	1968-69

## INNINGS PITCHED

549.0	Doug Little	1983-86
446.0	Blair Varnes	1999-02
398.1	Matt Lynch	2000-03
395.2	Mike Loynd	1983-86
382.2	Richie Lewis	1985-87
363.1	Jonathan Johnson	1993-95
338.0	Jon McDonald	1998-00
	Jeff Gray	1981-84
333.0	Roger Bailey	1990-92
330.0	Sean Gilmartin	2009-11

## STRIKEOUTS

520	Richie Lewis	1985-87
417	Mike Loynd	1983-86
391	Jonathan Johnson	1993-95
370	Doug Little	1983-86
334	Matt Lynch	2000-03
326	Blair Varnes	1999-02
321	Sean Gilmartin	2009-11
320	Jon McDonald	1998-00
312	Chris Chavez	1996-99
307	Ricky Kimball	1988-91

## STRIKEOUTS PER 9 INNINGS

14.15	Mac Scarce, 69.1/109	1970-71
13.28	Luke Tucker, 40.0/59	2006-07
12.65	Tony Avitabile, 95.1/134	1955-56
12.63	Danny Rosen, 45.2/64	2007
12.62	Jerry Boxer, 66.1/93	1956-57
12.23	Richie Lewis, 382.2/520	1985-87
11.89	Rhett James, 44.2/59	2003
11.42	Chris Whidden, 75.2/96	1999-00, 02-03
11.40	Tim Davis, 184.0/233	1991-92
11.16	Matt Dunbar, 123.1/153	1987-90

## WALKS

232	Richie Lewis	1985-87
178	Doug Little	1983-86
173	Mike Loynd	1983-86
162	Jonathan Johnson	1993-95
161	Chris Chavez	1996-99
156	Jon McDonald	1998-00
136	Roger Bailey	1990-92
132	Matt Lynch	2000-03
123	Steve Gelmine	1982-85
121	David Smalley	1980-83

## WALKS PER 9 INNINGS

1.38	George Lott	1968-69
1.51	Jeff Hill	1967-69
1.73	Frank Davis	1959-61
1.78	Eddie Cannon	2003
1.87	Steve Mastin	1968
	Daniel Hodges	2000-03
1.95	Mike Kelley	1975
2.00	Rod Byerly	1987-88
2.01	John Bentley	1997-98, 00-01
2.08	Blair Varnes	1999-02

## STRIKEOUTS TO WALKS

5.29	Eddie Cannon	2003
5.27	George Lott	1968-69
5.23	Steve Mastin	1968
4.66	Mike Ziegler	2000
4.00	Jeff Hill	1967-69
3.98	Frank Davis	1959-61
3.96	Daniel Hodges	2000-03
3.89	Mac Scarce	1970-71
3.82	Tim Davis	1991-92
3.67	Rod Byerly	1987-88



# SEMINOLES' TOP TEN

## HITS ALLOWED

533	Doug Little	1983-86
464	Blair Varnes	1999-02
416	Matt Lynch	2000-03
351	Jeff Gray	1981-84
348	Mike Loynd	1983-86
319	Jon McDonald	1998-00
317	Roger Bailey	1990-92
307	Sean Gilmartin	2009-11
280	Richie Lewis	1985-87
276	Jonathan Johnson	1993-95

## RUNS ALLOWED

287	Doug Little	1983-86
232	Blair Varnes	1999-02
197	Matt Lynch	2000-03
	Mike Loynd	1983-86
193	Jeff Gray	1981-84
188	Jon McDonald	1998-00
181	Richie Lewis	1985-87
162	Sean Gilmartin	2009-11
155	Mark Sauls	2003-06
148	Roger Bailey	1990-92

## EARNED RUNS ALLOWED

212	Doug Little	1983-86
193	Blair Varnes	1999-02
156	Matt Lynch	2000-03
151	Mike Loynd	1983-86
148	Jon McDonald	1998-00
144	Jeff Gray	1981-84
136	Richie Lewis	1985-87
131	Sean Gilmartin	2009-11
121	Roger Bailey	1990-92
120	Brian Busch	2009-12

## WINS

49	Doug Little	1983-86
45	Mike Loynd	1983-86
42	Matt Lynch	2000-03
41	Blair Varnes	1999-02
38	Richie Lewis	1985-87
35	Roger Bailey	1990-92
34	Jonathan Johnson	1993-95
33	Sean Gilmartin	2009-11
32	Bryan Henry	2005-07
31	Jon McDonald	1998-00

## SAVES

32	Ricky Kimball	1988-91
31	Daniel Hodges	2000-03
30	Mac Scarce	1970-71
18	Daniel Bennett	2010-11
	Mike McGee	2008-11
16	Robert Benincasa	2010-12
	Mike DiBlasi	1997-00
15	Philip Olson	1993-95
13	Chris Chavez	1996-99
12	Brad Gregory	1989-90
	Jimmy Marshall	2006-09

## LOSSES

18	Doug Little	1983-86
13	Sean Gilmartin	2009-11
	Jeff Gray	1981-84
12	Jon McDonald	1998-00
	Richie Lewis	1985-87
	Martin Howell	1962-64
11	Paul Wilson	1992-94
10	Blair Varnes	1999-02
	Chris Chavez	1996-99
	Bryan Harris	1991-93
	Ray Revak	1984-85
	Mike Loynd	1983-86

## SHUTOUTS

6	Paul Wilson	1992-94
4	Jonathan Johnson	1993-95
	Chris Pollack	1986-87
	Doug Little	1983-86
3	Matt Lynch	2000-03
	Chris Roberts	1990-92
	Clyde Keller	1988-89
	Ray Revak	1984-85
	Dick Wiggins	1979-80
2	11 tied with 2	

## HOME RUNS ALLOWED

49	Doug Little	1983-86
41	Jeff Gray	1981-84
38	Matt Lynch	2000-03
37	Richie Lewis	1985-87
35	Sean Gilmartin	2009-11
34	Blair Varnes	1999-02
32	Mike Loynd	1983-86
31	Chuck Howell	1994-97
25	Hunter Scantling	2009-12
	Jon McDonald	1998-00

## ERA (200+ IP)

1.43	Gene Ammann	1968-70
1.79	Wayne Vincent	1966-68
1.88	Marv Stringfellow	1965-67
2.18	Jonathan Johnson	1993-95
2.25	Danny O'Brien	1973-75
2.37	Paul Wilson	1992-94
2.40	Larry Jones	1974-77
2.58	Bill Fuller	1970-73
2.56	Daniel Hodges	2000-03
2.60	Bryan Henry	2005-07

## ERA (100-199 IP)

0.93	Pat Osburn	1970
1.27	Steve Mastin	1968
2.10	John Nedeau	1990-93
2.37	Mike Slade	1968-70
2.64	Terry Farmer	1973-74
2.65	David Yocum	1994-95
2.69	Tim Davis	1991-92
2.76	Jackie Smith	1976-77
2.76	Dave Price	1971-73
2.79	Lin Garrett	1967-68

## ERA (50-99 IP)

1.30	Mac Scarce	1970-71
1.30	Craig Skok	1968-69
1.60	John Ferguson	1969-70
1.79	Tom Henson	1969-70
1.83	George Lott	1968-69
1.88	Mike Reibling	1967-69
2.05	Carl Gromek	1969-70
2.08	Barry McQueen	1971
2.21	LaDon Boyd	1967
2.26	Mike Davis	1995

## SEASON BATTING

### GAMES PLAYED

84	Paul Sorrento	1984
	Frank Fazzini	1984
82	Luis Alicea	1985
	Luis Alicea	1984
81	Frank Fazzini	1985
	Eric Mangham	1985
80	Bien Figuero	1985
78	Paul Sorrento	1985
	Jose Marzan	1984
	Mike Fuentes	1981

### AT BATS

357	Luis Alicea	1985
332	Frank Fazzini	1985
327	Luis Alicea	1984
320	Bien Figueroa	1985
317	Frank Fazzini	1984
312	Jeff Ledbetter	1982
307	Jose Marzan	1986
301	Chris Smith	2000
	Marshall McDougall	1999
	Matt Diaz	1999

### RUNS SCORED

110	J.D. Drew	1997
109	Frank Fazzini	1985
105	Jeff Ledbetter	1982
104	Marshall McDougall	1999
102	Bien Figuero	1985
100	Luis Alicea	1985
99	Mark Barineau	1982
97	Jody Reed	1983
96	Shane Robinson	2005
94	Luis Alicea	1986

### HITS

137	Frank Fazzini	1985
126	Marshall McDougall	1999
122	Shane Robinson	2005
121	John-Ford Griffin	2000
119	Jeff Ledbetter	1982
	Buster Posey	2008
118	Bien Figueroa	1985
116	Bien Figueroa	1986
	Luis Alicea	1985
114	Matt Diaz	1999



# SEMINOLES' TOP TEN

## CONSECUTIVE GAME HITS

40	Shane Robinson	2004-05
34	J.D. Drew	1997
33	Marshall McDougall	1999
	Ryan Barthelemy	2002
28	Brad Parker	1988
27	Luis Alica	1984
26	Shane Robinson	2006
24	Rick Figuero	1982
	James Ramsey	2011

## DOUBLES

36	Jeremy Morris	1996
33	John-Ford Griffin	2000
	Tony Thomas, Jr.	2007
30	John-Ford Griffin	2001
29	Don DeLoach	1980
28	Chris Smith	2000
27	Brian Cox	1998
26	Tyler Holt	2010
	Marshall McDougall	1999
	Tony McQuade	2002
	Tony Richie	2003
	Nandy Serrano	1991
	Devon Travis	2011

## TRIPLES

9	Luis Alica	1985
	Dick Gold	1969
8	Stephen Drew	2003
	Randy Hodges	1994
	Mark Lacy	1982
7	Dave Moates	1969
6	James Ramsey	2010 & 2012
	Tony Thomas, Jr.	2007
	Jeremy Morris	1997
	Mickey Lopez	1993
	Edwin Alica	1988
	Luis Alica	1984
	Mark Barineau	1982
	Ron Cash	1971
	Mike Easom	1969

## HOME RUNS

42	Jeff Ledbetter	1982
32	Frank Fazzini	1985
31	J.D. Drew	1997
29	Frank Fazzini	1984
28	Marshall McDougall	1999
27	Mike Fuentes	1981
26	Chris Cawthon	1982
	Buster Posey	2008
25	Jeremy Morris	1997
23	Jeff Ledbetter	1981

## RUNS BATTED IN

124	Jeff Ledbetter	1982
118	Frank Fazzini	1985
116	Jeremy Morris	1997
106	Marshall McDougall	1999
103	Chris Cawthon	1982
100	J.D. Drew	1997
95	Jeff Ledbetter	1981
94	Ryan Barthelemy	2002
	Matt Diaz	1999
	J.D. Drew	1996

## TOTAL BASES

273	Jeff Ledbetter	1982
263	Frank Fazzini	1985
242	Marshall McDougall	1999
226	Buster Posey	2008
224	J.D. Drew	1997
212	Frank Fazzini	1984
207	Matt Diaz	1999
200	John-Ford Griffin	2001
198	Jeremy Morris	1997
197	Mike Fuentes	1981

## ON BASE PCT.

.604	J.D. Drew	1997
.566	Buster Posey	2008
.552	Tony Thomas, Jr.	2007
.542	John-Ford Griffin	2001
.539	Lionel Martinez	1980
.521	Neil Martin	1959
.520	Tyler Holt	2009
.517	Bob Clem	1959
.513	James Ramsey	2012
.508	J.D. Drew	1996

## STOLEN BASES

51	Edwin Alica	1988
49	Shane Robinson	2005
48	Mark Gilbert	1978
43	Marc Ronan	1989
41	Eric Mangham	1986
39	Edwin Alica	1987
	Jose Marzan	1987
36	Mark Barineau	1982
34	Tyler Holt	2009
	Brett Groves	2000
	Ronald Lewis	1987
	Marc Ronan	1987

## WALKS

84	J.D. Drew	1997
80	Mark Barineau	1982
	Lionel Martinez	1980
77	Ed Fulton	1987
75	Paul Sorrento	1984
	Lionel Martinez	1981
71	Edwin Alica	1988
69	Sherman Johnson^	2012
68	Brooks Badeaux	1998
	Jody Reed	1984
	Jody Reed	1983

## STRIKEOUTS

75	Tony Thomas, Jr.	2005
74	Frank Fazzini	1984
	Kenny Felder	1991
	Justin Gonzalez	2011
73	Justin Gonzalez	2012
72	Kevin Cash	1999
66	Tony Thomas, Jr.	2006
64	Ty Mueller	1991
62	Ty Mueller	1992
61	Kevin Cash	1998
	Matt Diaz	1998

## TOUGHEST TO STRIKEOUT

.034	Ray Bazzell, 87/3	1960
.037	Mike Augustine, 136/5	1964
.040	Dale Koch, 100/4	1958
.042	Craig Patterson, 239/10	1979
.048	Rick Snyder, 227/11	1973
.049	Mike Augustine, 163/8	1963
.055	Roy Mewbourne, 128/7	1967
	Randy Davidson, 218/12	1975
.056	Dick Howser, 89/5	1958
	Gary Sprague, 195/11	1966

## TOTAL SACRIFICES

22	Aaron Cheesman	2005
19	Mark Barineau	1983
17	Mark Hallberg	2007
	Jose Zabala	1998
15	Randy Hodges	1995
14	Devon Travis	2010
	Mike Martin, Jr.	1994
13	Geoff Sprague	1997
	Nandy Serrano	1992
	Stuart Tapley	2009

## HIT BY PITCH

24	Jose Zabala	1997
23	Karl Jernigan	2001
20	Karl Jernigan	2000
16	Stephen McGee	2012
15	Bryan Zech	2002
14	Mark Barineau	1983
	Jerrod Brown	2002
	Jerrod Brown	2001
	Matt Diaz	1999
	Kenny Felder	1991
	Justin Gonzalez	2011
	Tommy Oravetz	2009
	Jose Zabala	1998
	Bryan Zech	2001

## BATTING AVG. (200+ AB)

.463	Buster Posey	2008
.455	J.D. Drew	1997
.450	John-Ford Griffin	2001
.430	Tony Thomas, Jr.	2007
.427	Shane Robinson	2005
.419	Marshall McDougall	1999
.413	Frank Fazzini	1985
.408	Mike Fuentes	1980
.403	John-Ford Griffin	2000
.402	Stephen Drew	2002

## BATTING AVG. (101-199 AB)

.436	John-Ford Griffin	1999
	Bob Clem	1959
.404	Ken Suarez	1964
.399	Mike Augustine	1963
.391	Joe Hicks	1976
.387	Steve Nedeau	1994
.386	Mike Easom	1968
	Dick Howser	1956
.384	Tom Cook	1968
.383	Stuart Tapley	2008



# SEMINOLES' TOP TEN

## BATTING AVG. (50-100 AB)

.415	Riley Sweeney	1955
.394	Robert Rosell	1956
.392	Fred Twomey	1955
.387	Stephen Cardullo	2008
.383	Bob Clem	1960
.368	Billy Cooter Mills	1954
.365	Owen McCarron	1958
.364	Dick Howser	1957
.363	John Cook	1992
.362	Lamar Brown	1949

## SLUGGING PCT. (200+ AB)

.961	J.D. Drew	1997
.879	Buster Posey	2008
.875	Jeff Ledbetter	1982
.804	Marshall McDougall	1999
.797	John-Ford Griffin	2001
.792	Jeremy Morris	1997
	Frank Fazzini	1985
.779	Jim Weaver	1980
.770	Fred Twomey	1955
.759	J.D. Drew	1996

## SLUGGING PCT. (50-199 AB)

.815	Terry Kennedy	1976
.779	Jim Weaver	1980
.768	Mike McGee	2009
.732	Marc Giorando	1987
.723	Jeff Ledbetter	1979
.682	Joe Hicks	1976
.674	Tom Cook	1968
.641	Mark Lacy	1981
.639	Steven Morgan	1996
.620	Daniel Wardell	2003

## SEASON PITCHING

### APPEARANCES

46	Kevin Lynch	2005
41	Bruce Tanner	1983
<b>39</b>	<b>Gage Smith</b>	<b>2012</b>
	Daniel Bennett	2011
	Tyler Chambliss	2005
	Matt DiBlasi	2005
	Daniel Hodges	2003
38	Jimmy Marshall	2008
37	Doug Treadway	1984
36	Rhett James	2003
	Daniel Hodges	2002
	Chris Chavez	1999

### GAMES STARTED

24	Mike Loynd	1986
23	Doug Little	1984
21	Randy Choate	1996
	Roger Bailey	1992
	Doug Little	1985
20	Matt Lynch	2002
	Blair Varnes	2000
	Mike Zeigler	2000
	Jon McDonald	2000
	Jon McDonald	1999
	Nick Stocks	1999
	Jonathan Johnson	1994

## RELIEF APPEARANCES

46	Kevin Lynch	2005
41	Bruce Tanner	1983
<b>39</b>	<b>Gage Smith</b>	<b>2012</b>
	Daniel Bennett	2011
	Tyler Chambliss	2005
	Matt DiBlasi	2005
	Daniel Hodges	2003
38	Jimmy Marshall	2008
36	Rhett James	2003
	Daniel Hodges	2002

## COMPLETE GAMES

12	Brooks Carey	1978
10	Dick Wiggins	1979
10	George Lott	1969
9	Paul Wilson	1994
	Gar Finnvoid	1990
8	Richie Lewis	1986
	Gene Ammann	1969
7	Jonathan Johnson	1995
	Richie Lewis	1987
	Doug Little	1983
	Jim Riley	1978

## INNINGS

164.2	Mike Loynd	1986
161.1	Doug Little	1984
151.1	Doug Little	1985
150.0	Randy Choate	1996
	Richie Lewis	1987
143.0	Paul Wilson	1994
139.1	Roger Bailey	1992
136.1	Gar Finnvoid	1990
134.2	Randy Choate	1997
134.1	Gar Finnvoid	1989

## WALKS

88	Richie Lewis	1987
72	Richie Lewis	1986
	Richie Lewis	1985
69	Roger Bailey	1992
63	Mike Loynd	1985
58	Al Beccaccio	1963
57	Jonathan Johnson	1994
	Mike Loynd	1986
56	Doug Little	1983
55	Gene Ammann	1969

## WALKS PER 9 INNINGS (30+ INN.)

1.13	Jeff Hill	1969
1.21	Daniel Hodges	2003
1.34	Frank Davis	1960
1.33	George Lott	1969
1.48	Rod Byerly	1987
1.41	John Bentley	1998
1.42	Daniel Hodges	2002
1.54	Robert Benincasa	2012
1.57	Sean Gilmartin	2011
1.65	Blair Varnes	1999

## STRIKEOUTS TO WALKS (30+ INN.)

8.29	Robert Benincasa	2012
6.19	Sean Gilmartin	2011
6.00	Jeff Hill	1969
5.58	Frank Davis	1960
5.43	Daniel Hodges	2003
5.36	George Lott	1969
5.33	Rod Byerly	1987
5.29	Eddie Cannon	2003
5.23	Steve Mastin	1968
5.05	Bill Fuller	1971

## STRIKEOUTS

223	Mike Loynd	1986
202	Richie Lewis	1986
196	Richie Lewis	1987
161	Paul Wilson	1994
149	Mike Ziegler	2000
142	Tim Davis	1992
139	Nick Stocks	1999
138	John Wasdin	1993
137	Jonathan Johnson	1994
136	Gar Finnvoid	1990

## STRIKEOUTS PER 9 INNINGS

15.00	Mac Scarce, 36.0/60	1971
14.24	Richie Lewis, 127.2/202	1986
13.73	Chris Whidden, 39.1/60	1999
13.50	Luke Tucker, 34.0/51	2006
13.24	Matt Dunbar, 52.1/77	1988
13.23	Mac Scarce, 33.1/49	1970
12.86	Jeff Boxer, 63.0/90	1957
12.82	Tony Avitable, 86.1/123	1956
12.73	Robert Benincasa 41.0/58	2012
12.63	Danny Rosen, 45.2/64	2007

## HITS ALLOWED

167	Doug Little	1984
137	Doug Little	1986
136	Mike Loynd	1986
135	Doug Little	1985
134	Sean Gilmartin	2010
132	Matt Lynch	2002
129	Randy Choate	1996
127	Roger Bailey	1992
126	Blair Varnes	2000
124	Dick Wiggins	1979

## RUNS ALLOWED

95	Doug Little	1984
81	Doug Little	1986
73	Sean Gilmartin	2010
	Mike Loynd	1984
67	Richie Lewis	1987
66	Jon McDonald	2000
	Jeff Gray	1984
64	Blair Varnes	2000
63	Randy Choate	1997
	Mike Loynd	1986
	Kevin Smith	1985

## EARNED RUNS ALLOWED

79	Doug Little	1984
65	Sean Gilmartin	2010
56	Mike Loynd	1984
	Doug Little	1984
54	Randy Choate	1997
	Ray Revak	1984
53	Jon McDonald	1998
	Jeff Gray	1983
	Clem Freeman	1981
52	Matt Lynch	2002



# SEMINOLES' TOP TEN

## SAVES

18	Mac Scarce	1971
16	Robert Benincasa	2012
15	Daniel Bennett	2011
	Tyler Chambliss	2005
13	Mike McGee	2010
12	Daniel Hodges	2003
	Daniel Hodges	2002
11	Justin Lord	2001
	Brad Gregory	1990
10	Jimmy Marshall	2009

## WINS

20	Mike Loynd	1986
16	Doug Little	1985
15	Randy Choate	1996
	Roger Bailey	1992
	Gar Finnvolv	1990
	Richie Lewis	1987
14	Bryan Henry	2007
	Richie Lewis	1986
13	Matt Lynch	2003
	Matt Lynch	2002
	Nick Stocks	1999
	Randy Choate	1997
	Paul Wilson	1994
	Clyde Keller	1989
	Mike Loynd	1985
	Brooks Carey	1978

## ERA (101+ IP)

0.66	Gene Ammann	1970
0.92	Pat Osburn	1970
1.27	Gene Mastin	1968
1.48	Danny O'Brien	1975
1.51	Wayne Vincent	1966
1.62	Wayne Vincent	1969
1.68	Jonathan Johnson	1993
1.94	Larry Jones	1975
2.08	Paul Wilson	1994
2.08	Gene Ammann	1969

## ERA (50-100 IP)

1.32	Jack Bristol	1958
1.34	Craig Skok	1969
1.46	Scooby Morgan	1995
1.46	Eddie Howell	1966
1.60	Frank Davis	1959
1.60	Frank Slusser	1958
1.70	George Lott	1969
1.86	Al Beccaccio	1963
1.88	Matt Dunbar	1988
1.92	Danny O'Brien	1978

## SHUTOUTS

4	Paul Wilson	1993
3	Clyde Keller	1989
	Ray Revak	1984
2	Jonathan Johnson	1995
	Paul Wilson	1994
	Chris Roberts	1991
	Gar Finnvolv	1990
	Chris Pollack	1987
	Chris Pollack	1986
	Doug Little	1985
	Jeff Gray	1982
	Dick Wiggins	1980
	Ken Fischer	1980
	Brooks Carey	1978
	George Lott	1969
	Craig Skok	1969

\*ACC Record; ^NCAA Leader

+Most by a Freshman

## TEAM SEASON BATTING

### AT BATS

AB	GAMES	YEAR
2872	82	1985
2866	84	1984
2644	81	1981
2601	74	2002
2563	74	1982
2554	72	2000
2540	73	1998
2539	71	1999
2498	75	1994
2464	74	1986

### RUNS

RUNS	GAMES	YEAR
786	82	1985
752	74	1982
663	68	2008
655	74	1986
645	71	1999
644	84	1986
638	74	2002
	73	1998
	79	1981
635	67	1997

### HITS

HITS	GAMES	YEAR
947	82	1985
869	68	2008
839	74	1982
833	84	1984
831	71	1999
822	74	2002
814	72	2000
807	79	1981
801	74	1986
789	62	2007

## DOUBLES

2B	GAMES	YEAR
182	72	1990
180	72	2000
179	74	2002
176	71	1999
172	62	2007
163	63	2009
	68	2008
161	68	2003
	66	2001
	70	1992

## TRIPLES

3B	GAMES	YEAR
35	68	1972
	52	1969
34	75	1994
33	74	1982
30	59	1970
29	63	1980
	52	1966
28	59	1973
27	73	1987
26		3 tied with 26

## HOME RUNS

HR	GAMES	YEAR
146	82	1985
131	74	1982
114	67	1997
113	79	1981
111	71	1999
103	68	2008
99	84	1984
94	73	1987
	63	1980
89	63	2009
	74	1983

## RUNS BATTED IN

RBI	GAMES	YEAR
698	82	1985
658	74	1982
603	68	2008
592	71	1999
588	74	2002
565	74	1986
564	67	1997
561	79	1981
560	73	1998
550	63	1980

## TOTAL BASES

TB	GAMES	YEAR
1580	82	1985
1457	74	1982
1385	68	2008
1370	71	1999
1326	79	1981
1315	84	1984
1293	74	2002
1280	72	2000
1257	67	1997
1243	74	1986



# SEMINOLES' TOP TEN

## SLUGGING PCT.

%	GAMES	YEAR
.568	74	1982
.565	68	2008
.558	63	1980
.550	82	1985
.540	71	1999
.536	63	2009
.533	67	1997
.516	61	1979
.515	62	2007
.504	74	1986

## WALKS

BB	GAMES	YEAR
555	84	1984
524	74	1982
500	82	1985
483	74	1983
458	73	1987
449	74	1986
444	72	1989
435	68	2008
426	63	1980
422	72	1988
	79	1981

## STRIKEOUTS

SO	GAMES	YEAR
527	71	1999
520	84	1984
504	73	2005
500	73	1998
490	65	2011
489	68	2010
476	74	2002
475	63	2009
472	68	2004
467	67	1997

## HIT BY PITCHES

HP	GAMES	YEAR
97	66	2001
96	67	2012
94	74	2002
86	72	2000
84	73	1998
80	65	2011
78	71	1999
77	68	2003
75	73	2005
	68	2008

## SACRIFICE FLIES

SF	GAMES	YEAR
47	73	2005
46	63	2009
45	68	2008
44	68	2010
	84	1984
42	66	2001
41	69	1996
40	68	2004
	74	2002
	74	1986

## SACRIFICE HITS

SH	GAMES	YEAR
62	73	2005
53	75	1994
41	69	1996
39	73	1987
38	65	1993
37	65	2006
	67	1997
36	68	2010
	68	2004
	68	2003
	73	1998

## LEFT ON BASE

LOB	GAMES	YEAR
724	84	1984
649	68	2008
631	73	2005
627	82	1985
614	71	1999
610	74	2002
604	74	1983
602	72	2000
601	65	2011
587	67	2012

## STOLEN BASES

SB	GAMES	YEAR
232	73	1987
197	69	1988
184	74	1986
165	72	1990
162	69	1995
	72	1989
160	67	1997
132	75	1994
129	74	1983
124	69	1996

## STOLEN BASES ATTEMPTED

SBA	GAMES	YEAR
303	73	1987
249	74	1986
246	72	1990
242	69	1988
226	72	1989
207	69	1995
202	67	1997
192	75	1994
184	71	1991
182	65	1993

## BATTING AVG. (MIN. 50 GAMES)

BA	GAMES	YEAR
.355	68	2008
.350	62	2007
.337	63	1980
.330	82	1985
.327	71	1999
	74	1982
.325	74	1986
.322	69	1996
.321	63	2009
.319	72	2000
	61	1979

## TEAM SEASON PITCHING

### EARNED RUN AVG.

ERA	GAMES	YEAR
1.49	59	1970
1.98	52	1969
2.07	59	1975
2.27	41	1968
2.48	44	1967
2.72	69	1995
2.76	57	1971
2.89	59	1973
2.90	65	1993
2.96	68	2003

### OPPONENT BATTING AVG.

BA	GAMES	YEAR
.186	59	1970
.198	59	1975
.207	53	1976
.208	57	1971
.214	52	1966
.215	41	1968
.218	59	1973
.219	52	1969
.220	46	1967
.226	69	1995

### SAVES

SV	GAMES	YEAR
29	72	1990
27	57	1971
24	65	2011
22	74	2002
21	67	2012
	68	1972
20	68	2010
18	74	1986
	73	2005
17	71	1999
	71	1991
	82	1985
	79	1981
	59	1973
	66	2001

### INNINGS PITCHED

IP	GAMES	YEAR
738.0	84	1984
711.2	82	1985
665.2	79	1981
660.2	74	2002
659.0	75	1994
649.2	73	2005
648.2	72	2000
647.2	79	1989
647.0	73	1998
639.0	73	1987

### COMPLETE GAMES

CG	GAMES	YEAR
27	52	1969
25	59	1975
24	61	1979
23	63	1979
22	62	1978
	59	1970
21	74	1986
19	68	1972
16	75	1994
	63	1980







# YEAR-BY-YEAR STATISTICS

## BATTING

YEAR	G	AB	R	H	RBI	AVG	2B	3B	HR	TB	SLG	BB	SO	SB	CS	SH	SF	HBP
2012	67	2229	459	627	413	.281	139	10	46	924	.415	386	451	63	25	25	38	96
2011	65	2250	474	660	428	.293	152	9	61	1013	.450	381	490	76	20	23	34	80
2010	68	2291	543	688	485	.300	147	22	86	1137	.496	402	489	97	18	36	44	61
2009	63	2152	550	691	496	.321	163	16	89	1153	.536	386	475	94	28	33	46	68
2008	68	2450	663	869	603	.355	163	22	103	1385	.565	435	435	68	37	32	45	75
2007	62	2256	562	789	499	.350	172	21	53	1162	.515	308	330	75	20	33	35	66
2006	65	2268	483	677	440	.299	125	18	69	1045	.461	319	450	99	29	37	36	70
2005	73	2421	484	706	446	.292	150	18	55	1057	.437	396	504	113	35	62	47	75
2004	68	2393	530	732	473	.306	145	24	81	1168	.488	347	472	89	18	36	40	74
2003	68	2362	574	727	509	.308	161	19	81	1169	.495	371	416	98	27	36	32	77
2002	74	2601	638	822	588	.316	179	20	84	1293	.497	380	476	82	31	26	40	94
2001	66	2287	500	703	443	.307	161	17	67	1099	.481	313	410	101	36	18	42	97
2000	72	2554	573	814	522	.319	180	20	82	1280	.501	362	449	80	28	15	33	86
1999	71	2539	645	831	592	.327	176	15	111	1370	.540	408	527	89	29	12	26	78
1998	73	2540	638	779	560	.307	160	19	85	1232	.485	395	500	94	34	36	37	84
1997	67	2360	635	736	564	.312	145	17	114	1257	.533	403	467	160	42	37	29	74
1996	69	2310	596	744	525	.322	152	22	66	1138	.493	370	436	124	41	41	41	52
1995	69	2344	561	686	506	.293	127	23	69	1066	.455	396	437	162	45	34	37	49
1994	75	2498	508	739	454	.296	153	34	48	1104	.442	347	429	132	60	53	31	55
1993	65	2141	424	599	366	.280	111	13	48	880	.411	361	449	120	62	38	28	40
1992	70	2354	472	706	412	.300	161	17	49	1048	.445	301	453	105	54	26	35	53
1991	71	2462	543	733	468	.298	154	12	76	1139	.463	335	443	116	68	20	25	61
1990	72	2427	555	742	475	.306	182	18	44	1092	.450	407	393	165	81	23	36	39
1989	72	2391	513	693	428	.290	109	10	55	987	.413	444	422	162	64	29	36	37
1988	69	2292	567	690	482	.302	99	19	63	1018	.443	422	415	197	45	33	32	48
1987	73	2419	579	742	495	.307	125	27	94	1203	.493	458	387	232	71	39	31	29
1986	74	2464	655	801	565	.325	150	20	84	1243	.504	449	365	184	65	31	40	23
1985	82	2872	786	947	698	.330	143	26	146	1580	.550	500	415	120	34	20	38	34
1984	84	2866	644	833	561	.291	149	18	99	1315	.459	555	520	116	65	25	44	46
1983	74	2440	593	737	518	.302	139	15	89	1173	.481	483	320	129	45	30	36	42
1982	74	2563	752	839	658	.327	159	33	131	1264	.568	524	305	121	26	13	33	38
1981	79	2664	638	807	561	.303	148	16	113	1326	.498	422	337	94	25	8	38	31
1980	63	2100	630	708	550	.337	124	24	94	1142	.558	426	266	101	24	11	30	27
1979	61	1970	494	629	435	.319	105	18	82	1016	.512	335	266	94	16	11	35	22
1978	62	1989	457	614	367	.309	93	18	49	890	.447	318	282	104	25	24	22	23
1977	50	1696	380	459	326	.271	70	21	61	777	.458	275	282	105	18	16	28	18
1976	53	1708	453	524	378	.307	92	19	64	846	.495	334	263	87	21	15	24	19
1975	59	1999	371	599	321	.300	96	20	48	879	.440	262	246	118	30	21	29	16
1974	63	2032	320	545	279	.268	74	14	27	728	.358	271	238	68	22	10	21	13
1973	59	1975	331	570	273	.289	90	28	22	782	.396	272	259	96	41	21	21	20
1972	68	2305	473	670	403	.291	101	35	46	979	.425	365	334	78				
1971	57	1875	341	528	301	.282	74	26	46	792	.422	251	253	75				
1970	59	1995	361	553	302	.277	65	30	23	747	.374	293	268	90				
1969	52	1769	303	483	257	.273	59	35	31	705	.399	217	336	69				
1968	41	1398	281	397	233	.284	49	26	29	585	.418	216	260	50				
1967	46	1474	214	345	173	.234	50	11	20	477	.324	213	215	57				
1966	52	1808	417	541	354	.294	80	29	52	828	.458	277	226	105				
1965	44	1475	301	414	273	.281	60	24	37	633	.429	188	217	44				
1964	— not available —																	
*1963	32	1104	210	314	167	.284	42	12	18	421	.381	115	157	17				
*1962	28	1011	209	307	164	.304	47	15	27	465	.460	143	133	60				
*1961	25	904	195	278	161	.308	28	15	14	378	.418	129	129	44				
1960	— not available —																	
*1959	26	904	202	261	165	.289	38	7	13	352	.389	179	144	31				
*1958	24	847	186	251	158	.296	34	18	15	366	.432	87	115	60				



# YEAR-BY-YEAR STATISTICS

## PITCHING & FIELDING

YEAR	W-L-T	SV	ERA	CG	SHO	IP	H	R	ER	BB	SO	HBP	PO	A	E	FLD%	
2012	50-17	21	3.47	0	7	598.1	569	275	231	228	498	41	1795	673	81	.968	
2011	46-19	24	3.81	1	6	584.0	539	290	247	243	493	48	1752	717	71	.972	
2010	48-20	20	4.39	0	2	598.2	597	356	292	272	544	60	1796	735	80	.969	
2009	45-18	13	4.58	2	0	551.2	532	355	281	303	468	65	1655	698	97	.960	
2008	54-14	15	4.16	2	3	597.0	578	344	276	266	504	61	1791	657	103	.960	
2007	45-13	13	3.57	0	5	552.0	502	259	219	211	482	58	1656	644	60	.975	
2006	44-21	13	3.54	2	7	587.0	572	296	231	228	519	59	1761	739	86	.967	
2005	53-20	18	3.53	2	2	649.2	629	322	255	249	538	65	1949	821	95	.967	
2004	45-23	13	4.23	2	3	606.1	617	376	285	221	501	70	1819	708	124	.953	
2003	54-13-1	13	2.96	2	9	613.2	563	276	202	187	569	33	1841	734	95	.964	
2002	60-14	22	3.96	4	4	660.2	686	351	291	181	522	55	1982	799	99	.966	
2001	47-19	17	3.47	3	4	588.1	598	301	227	204	520	66	1765	633	115	.954	
2000	53-19	12	3.23	7	6	648.2	599	303	233	244	631	51	1946	801	119	.958	
1999	57-14	17	3.18	2	2	633.0	542	270	224	268	662	53	1899	748	102	.963	
1998	53-20	14	3.78	7	7	647.0	605	337	272	330	557	53	1941	897	100	.966	
1997	50-17	16	4.13	7	3	606.1	609	331	278	242	580	51	1819	773	108	.960	
1996	52-17	12	3.55	9	3	598.0	549	296	236	284	523	60	1794	770	108	.960	
1995	53-16	9	2.72	12	7	621.1	514	249	188	259	628	48	1864	808	101	.964	
1994	53-22	14	3.09	16	8	659.0	568	271	226	258	680	46	1977	895	81	.973	
1993	46-19	11	2.90	10	8	589.0	509	229	190	254	620	35	1767	769	81	.969	
1992	49-21	15	3.02	14	7	617.2	524	267	207	294	629	32	1853	789	118	.957	
1991	57-14	17	3.37	14	8	637.2	575	273	239	250	637	18	1913	747	89	.968	
1990	57-15	29	3.19	13	5	636.2	650	290	226	215	573	34	1915	864	124	.957	
1989	54-18	15	3.06	10	12	647.2	559	275	220	256	657	27	1942	780	107	.962	
1988	50-18-1	16	3.35	9	3	607.2	602	309	226	256	592	17	1823	698	128	.952	
1987	55-18	15	3.40	15	3	639.0	581	319	242	287	612	16	1917	719	113	.959	
1986	61-13	18	3.64	21	7	637.1	595	333	258	266	718	23	1912	755	115	.958	
1985	59-23	17	3.72	13	10	711.2	653	406	294	371	578	28	2135	894	155	.952	
1984	55-29	16	4.48	13	4	738.0	756	464	367	310	502	22	2212	1126	167	.952	
1983	55-18	13	3.93	11	4	630.0	574	333	275	315	495	20	1890	899	123	.958	
1982	56-17	11	4.18	12	8	634.2	586	375	295	319	492	17	1904	812	123	.957	
1981	56-23	17	4.31	13	3	665.2	716	407	319	310	483	22	—	—	—	.953	
1980	51-12	6	4.07	16	6	521.2	546	306	236	253	317	13	—	—	—	.956	
1979	43-17-1	8	4.27	24	4	501.2	538	272	238	193	314	11	—	—	—	.965	
1978	44-18	7	4.37	22	4	498.1	529	303	242	267	332	23	—	—	—	.951	
1977	37-13	1	3.51	11	4	432.1	375	226	169	241	349	6	1297	445	90	.951	
1976	40-16	6	3.32	15	5	411.2	332	216	159	263	376	21	—	—	—	.949	
1975	49-10	12	2.07	25	15	516.1	366	163	119	241	411	29	1549	598	86	.961	
1974	37-25	10	3.28	23	6	535.1	460	269	195	280	401	18	—	—	—	.954	
1973	38-21	17	2.89	14	11	513.1	413	218	165	272	383	12	—	—	—	.954	
1972	45-23	21	3.52	19	2	594.2	578	325	233	340	382	—	—	—	—	.954	
1971	41-16	27	2.76	9	10	489.2	376	208	150	242	424	—	—	—	—	.954	
1970	49-9-1	—	1.49	22	15	532.1	349	144	88	278	528	—	—	—	—	.954	
1969	39-12-1	—	1.98	27	7	457.2	375	158	101	155	404	—	—	—	—	.954	
1968	35-6	—	2.27	14	9	372.2	296	120	94	149	369	—	—	—	—	.954	
1967	30-14	—	2.48	25	5	245.2	329	155	108	132	330	—	—	—	—	.954	
1966	39-13	—	2.67	—	8	455.2	360	185	135	178	413	—	—	—	—	.954	
1965	32-11-1	—	3.25	—	2	371.1	318	170	134	150	261	—	—	—	—	.954	
1964	— not available —	—	—	—	—	—	—	—	—	—	—	—	—	—	—	—	.954
*1963	22-10	—	2.61	—	4	276.0	204	124	80	155	157	—	—	—	—	.954	
*1962	17-11	—	4.43	9	0	250.0	269	178	123	152	181	—	—	—	—	.954	
*1961	20-5	—	3.62	12	2	219.0	231	126	88	89	150	—	—	—	—	.954	
1960	— not available —	—	—	—	—	—	—	—	—	—	—	—	—	—	—	—	.954
*1959	17-9	—	2.47	11	3	233.1	190	111	64	90	179	—	—	—	—	.954	
*1958	19-5	—	2.47	13	2	212.0	165	91	58	82	189	—	—	—	—	.954	

\*Regular Season Statistics Only



# YEAR-BY-YEAR RECORD

YEAR	COACH	CAPTAINS	W	L	T	RUNS	OPP	BA	OPP
1948	Charlie Armstrong	Ron Nettles	9	8	0	101	121	NA	NA
1949	Charlie Armstrong	Sam Cox	11	8	0	126	103	NA	NA
1950	Charlie Armstrong	Bob Trowbridge	13	7	0	122	104	NA	NA
1951	Charlie Armstrong	Augie Pompelia	13	6	0	161	97	.292	.234
1952	Ralph Matherly	Bob Trowbridge	17	4	0	158	72	.266	.188
1953	Ralph Matherly	Billy "Cooter" Mills	13	10	1	156	254	NA	NA
1954	Ralph Matherly	Bob Hudson	13	8	0	164	102	.269	NA
1955	Danny Litwhiler	Billy Campbell, Bob Hudson	17	6	1	189	98	.321	NA
1956	Danny Litwhiler	Max Long	25	7	0	244	121	.295	NA
1957	Danny Litwhiler	Carlee Hendrix	22	9	0	232	120	.297	NA
1958	Danny Litwhiler	Dick Howser	20	7	0	198	104	.295	.208
1959	Danny Litwhiler	Dale Koch	22	11	0	258	166	.282	.231
1960	Danny Litwhiler	Ray Bazzell	13	9	0	183	136	.313	.254
1961	Danny Litwhiler	Frank Davis, Jack Dull	21	7	0	203	238	.301	.256
1962	Danny Litwhiler	Ray McShane, Bob Madison	23	14	0	254	221	.296	.258
1963	Danny Litwhiler	Al Beccaccio	27	13	0	250	151	.278	.213
1964	Fred Hatfield	Jim Reed	23	13	0	244	171	.273	.247
1965	Fred Hatfield	Gerry Chmielewski	32	11	1	305	179	.281	.253
1966	Fred Hatfield	Dick Fernandez	39	13	0	417	192	.294	.214
1967	Fred Hatfield	Roy Newbourne	30	14	0	214	155	.234	.220
1968	Fred Hatfield	Chuck Cone, Bob Canty	35	6	0	291	120	.284	.215
1969	Jack Stallings	Dick Gold, Mike Easom	39	12	1	303	158	.273	.219
1970	Jack Stallings	Dick Nichols	49	9	1	261	144	.277	.186
1971	Jack Stallings	Harry Saferight, Ron Cash	41	16	0	341	208	.282	.208
1972	Jack Stallings	Ken Doria, Mike Scarce	44	24	0	473	325	.291	.251
1973	Jack Stallings	John Librandi, Denny Williams	38	21	0	331	218	.239	.218
1974	Jack Stallings	Randy Davidson	37	25	0	320	269	.268	.232
1975	Woody Woodward	Randy Davidson	49	10	0	371	162	.300	.198
1976	Woody Woodward	Craig Eaton	40	16	0	467	228	.302	.210
1977	Woody Woodward	Larry Jones	37	13	0	459	375	.271	.231
1978	Woody Woodward	Brooks Carey, Greg Jones	44	18	0	457	303	.309	.269
1979	Dick Howser	Craig Patterson	43	17	1	494	272	.319	.277
1980	Mike Martin	Don DeLoach, Craig Ramsey	51	12	0	630	306	.327	.281
1981	Mike Martin	Mike Fuentes, Rick Hatcher	56	23	0	638	407	.303	.273
1982	Mike Martin	Jeff Ledbetter	56	17	1	752	375	.327	.243
1983	Mike Martin	Mike Yastrzemski, Rick Figueredo	55	18	1	737	574	.302	.243
1984	Mike Martin	Jody Reed, Jeff Gray	55	29	0	644	464	.291	.265
1985	Mike Martin	Frank Fazzini, Jimmy Jones	59	23	0	786	406	.330	.245
1986	Mike Martin	Luis Alicea, Doug Little, Mike Loynd	61	13	0	655	333	.325	.244
1987	Mike Martin	Ed Fulton, Jose Marzan	55	18	0	579	319	.307	.241
1988	Mike Martin	Barry Blackwell, Edwin Alicea	50	18	1	568	309	.302	.257
1989	Mike Martin	Clyde Keller	54	18	0	513	275	.290	.232
1990	Mike Martin	Marc Ronan, Gar Finnfold	57	15	0	555	290	.306	.263
1991	Mike Martin	Pedro Grifol, Eduardo Perez, Ricky Kimball	57	14	0	543	273	.298	.241
1992	Mike Martin	Chris Roberts, Nandy Serrano, Roger Bailey	49	21	0	472	267	.300	.230
1993	Mike Martin	Ty Mueller, John Wasdin	46	19	0	424	229	.280	.237
1994	Mike Martin	Link Jarrett, Jack Niles	53	22	0	508	271	.296	.233
1995	Mike Martin	Randy Hodges, Mike Martin, Jr., Doug Mientkiewicz	53	16	0	561	249	.293	.226
1996	Mike Martin	Scooby Morgan, Steve Nedeau	52	17	0	596	296	.322	.247
1997	Mike Martin	Jeremy Morris, Scott Zech, Chuck Howell	50	17	0	635	331	.312	.259
1998	Mike Martin	Jeremy Salazar, Brooks Badeaux, Jose Zabala, Brian Cox	53	20	0	638	337	.307	.250
1999	Mike Martin	Chris Chavez, Zach Diaz, Jeremiah Klosterman	57	14	0	645	270	.327	.231
2000	Mike Martin	Mike DiBlasi, John Halliday, Marshall McDougall	53	19	0	573	303	.319	.244
2001	Mike Martin	Karl Jernigan, Brett Groves	47	19	0	500	301	.307	.262
2002	Mike Martin	Ryan Barthelmy, Blair Varnes, Mike Futrell	60	14	0	638	351	.316	.266
2003	Mike Martin	Matt Lynch, Daniel Hodges, Tony Richie	54	13	1	574	276	.308	.241
2004	Mike Martin	Aaron Cheesman	45	23	0	530	376	.306	.260
2005	Mike Martin	Aaron Cheesman	53	20	0	484	322	.292	.255
2006	Mike Martin	Matt DiBlasi, Ryne Malone, Shane Robinson	44	21	0	483	296	.299	.257
2007	Mike Martin	Bryan Henry	45	13	0	562	259	.350	.244
2008	Mike Martin	Buster Posey, Jack Rye	54	14	0	663	344	.355	.253
2009	Mike Martin	Jimmy Marshall, Ruairi O'Connor, Tommy Oravetz	45	18	0	550	355	.321	.256
2010	Mike Martin	Stephen Cardullo, Tyler Holt	48	20	0	543	356	.300	.262
2011	Mike Martin	Mike McGee, Stuart Tapley	46	19	0	474	290	.293	.247
2012	Mike Martin	James Ramsey	50	17	0	459	275	.281	.251



# ALL-TIME LETTERMEN

## A

Joe Adams	1975
Josh Adeeb	1995
Bobby Alexander	1982
Terry Alexander	1976
<b>Giovanny Alfonso</b>	<b>2012</b>
Edwin Alicea	1987-88
Luis Alicea	1984-86
Roy Alvarez	1980
Gene Ammann	1968-70
Travis Anderson	2006-07
Bob Armstrong	1992
Johnny Ash	1954-56
Bill Ashford	1982-83
Gary Ashley	1953-56
Al Ashmont	1985
Jim Atwood	1953-56
Mike Augustine	1961-63
Tony Avitable	1953-56
Don Axon	1959

## B

Brooks Badaeux	1995-98
Lee Bailey	1951
Roger Bailey	1990-92
Pichi Balet	2000
Blake Balkcom	2003
Jeff Bankston	1972-73
Rob Bargas	1989-90
Mark Barineau	1981-83
Ryan Barthelemy	1999-02
Ron Bartlett	1976-79
Chuck Barton	1964
Joe Baxter	1968-69
Clay Baynham	1976
Harold Bazzell	1953
Ray Bazzell	1957-60
Mason Bean	1972-73
Bill Bearse	1965
Al Beccaccio	1960-62
David Bedingfield	1977
Mike Bell	1994-95
Bob Benda	1976-77
Robert Benincasa	2010-12
Wayne Benner	1952
Daniel Bennett	2010-11
Paul Benson	1960
John Bentley	1997-98, 00-01
Michele Bertoldi	1991
Allen Bevis	1989-92
Chip Bifano	1976-77
<b>Kyle Bird</b>	<b>2012</b>
Ham Bisbee	1955
Barry Blackwell	1985-88
Garrett Blanton	1989-91
Tony Biasucci	1983
Ralph Blinn	1952-53
Jon Bolin	1990-91
Rich Bombard	1979
Phil Bondack	1962-63
Bob Bondi	1954-57

Jimmy Bonenberger	1997
Juan Bonilla	1974-77
Alex Boston	2004
Rafael Bournigal	1987
Jerry Boxer	1957
Ken Boyce	1954
George Boyd	1949-50
Jayce Boyd	2010-12
LaDon Boyd	1967
Scott Boyd	2000-01
Mike Brady	1987-90
Wil Breton	2011
Mike Bretz	1976-79
Harry Bringger	1951
John Bristol	1955-57
<b>Jose Brizuela</b>	<b>2012</b>
Chris Brock	1989-92
Kevin Brooks	1977-78
Marty Brooks	1965-67
Terry Brooks	1969
Billy Brown	1996
Craig Brown	1969-70
Dave Brown	1974
Forrest Brown	1953-54
Jerrold Brown	2002-03
Lamar Brown	1948-50
Pete Brown	1985
Randy Brown	1964-66
Barret Browning	2005-06
Terry Browning	1968-69
Parker Brunelle	2008-11
Tommy Bryant	1983
Terrell Buckley	1990
Tye Buckley	2010-11
Travis Burge	2006-07
Jeff Burger	1969
Joe Burns	1969
Royce Burt	1949
Jim Busby	1974-75
Thad Busby	1995
Brian Busch	2009-12
Dave Buss	1959-60
Steve Butler	1994-95
Mike Buttery	1994
Rod Byerly	1987-88
Lee Byers	1961-64
Clint Byrd	1998

## C

Stephen Cardullo	2007-10
Nick Carfaro	1966
Vince Calandra	1984-85
Howard Calhoun	1948
Billy Campbell	1952-55
Ed Camposano	1968
Eddie Cannon	2003-04
Bob Canty	1966-68
Bill Cappleman	1967
Brooks Carey	1975-78
Bob Carroll	1972-73
Doug Casey	1978-79

Buddy Cash	1950
Kevin Cash	1997-99
Ron Cash	1970-71
Sid Cash	1990-91
Chris Cawthon	1981-82
Leon Chalhub	1964
Brian Chambers	2004-07
Tyler Chambliss	2004-06
Gibbs Chapman	2004-05
Dave Chappel	1974
Chris Chavez	1996-99
Aaron Cheesman	2002-05
Gerald Chmielewski	1963-65
Randy Choate	1995-97
Greg Clayborne	1986-88
Bob Clem	1959-60
Matt Clements	1988-89
Al Cleveland	1969-70
Charles Cleveland	2005-06
Larry Cocks	1969-70
Hal Cohen	1982
Chester Cole	1965-67
Chris Cole	2001
James Colzie	1994
Rick Colzie	1973-74
<b>Mike Compton</b>	<b>2012</b>
Chuck Cone	1966-68
Skip Cone	1971-72
Harold Conrad	1948
David Cook	1966-68
John Cook	1992
Tom Cook	1968
Dave Cooper	1976-77
Mike Copps	1957-60
Lee Corso	1954-57
Jerry Couch	1958-59
Mark Coulter	1976-77
Brian Cox	1997-98
Sam Cox	1949
Bob Craft	1966-68
Keith Craig	1980-81
Wes Crawford	1998
Ken Creely	1964-65
Buddy Cribb	1988-90
Charlie Cruz	1992-95
John Cuesta	1953
Mike Cullen	1980-81
Greg Culpepper	1979
Ben Curry	1975-78

## D

Dave Dahlen	1963-64
Ohmed Danesh	2007-10
Bill Daniel	1974-75
Jim Daniel	1960-61
Phil Dannunzio	1989
Daniel Davidson	2002-03
Randy Davidson	1974-75
Bret Davis	1988
Frank Davis	1960-61
Hunter Davis	2004

Josh Davis	1996
Mike Davis	1996
Tim Davis	1991-92
Tom Davis	1962-64
Eric Deddens	1983-84
Don DeLoach	1978-81
Tony Delmonico	2008
<b>Josh Delph</b>	<b>2012</b>
Greg Dennis	1983
Jim DeVane	1955
Danny Diaz	2005-06
Matt Diaz	1998-99
Zach Diaz	1996-99
Matt DiBlasi	2003-06
Michael DiBlasi	1997-00
Paul Dirks	1962-64
Paul DiToma	1965
Kevin Dodge	1981-82
Jerry Donnaway	1957-58
Ken Doria	1971-72
Danny Dowell	1981-83
Steve Downey	1974
J.D. Drew	1995-97
Stephen Drew	2002-04
John Drows	1974
Jay Drivas	1984
Chip Drobine	1986
Dean Duchak	1965-67
Jack Dull	1960-61
Marc Dunbar	1990-91
Matt Dunbar	1987-90
Chris Dunn	1986
Andrew Durden	2010

## E-F

Mike Easom	1966-68
Taiwan Easterling	2010-11
Craig Eaton	1975-76
Frank Echols	1962-63
Scott Edwards	1989
Jon Egertson	1987
Rudy Eigle	1955-58
Mike Eissey	1973-74
Gary Elliott	1961-63
Jack Emerick	1979-80
Mike English	1967-69
Roy Eppley	1985
Donny Erickson	1987-88
Tyler Everett	2008-11
Matt Faircl	2007-08
Sam Fann	1949-50
Terry Farmer	1973-74
Adam Faurot	1995-96
Frank Fazzini	1983-85
Ed Feely	1961
Kenny Felder	1990-92
George Ferguson	1961-62
John Ferguson	1968-70
Dave Fernald	1971-73
Dick Fernandez	1964-66
Joe Fernandez	1953



# ALL-TIME LETTERMEN

Robert Ferrar	1962-63
Carl Ferraro	1981
Mike Fields	1978-79
Rick Figueredo	1980-83
Bien Figueroa	1985-86
Gar Finnvold	1989-90
Ken Fischer	1979-82
Robin Flake	1970-72
Victor Floyd	1987
Ray Fox	1975-78
Jim Foxwell	1972-75
Pedro Fraga	1968
Ben Francis	2008-09
Nick Francis	2005
Ed Frank	1972
Ron Fraser	1954-57
Clem Freeman	1981
Mike Freeman	1986
Pedro Frega	1968
Doug French	1961-62
Mike Fuentes	1978-81
Bill Fuller	1970-72
Ed Fulton	1985-87
Mike Futrell	1999-02

## G

John Gagnon	1979-80
Randy Gailey	1972-73
Tom Garcia	1955
Linwood Garrett	1967-68
Dave Garrison	1984
John Gast	2008-10
<b>Evan Geist</b>	<b>2012</b>
Steve Gelmine	1982-85
Alan Gentry	1983-84
Wayne Giardino	1964-65
Mark Gilbert	1975, 77-78
Mark Gildea	2006-07
Brian Gilliland	1989-90
Sean Gilmartin	2009-11
Chris Ginn	1998-01
Marc Giordano	1987-88
Jack Givens	1976-77
Mike Givens	1974
Steve Givens	1982-83
Dick Gold	1967-69
Devin Gonzalez	2007
<b>Justin Gonzalez</b>	<b>2010-12</b>
Rico Gonzalez	1986
Jeff Gray	1981-84
Caleb Graham	2006-07
Lane Green	1966-68
Harry Greene	1966-68
Brad Gregory	1989-90
Glenn Gresham	1949-51
Danny Griffin	1982-83
John-Ford Griffin	1999-01
Joe Griffin	1975-77
Pedro Grifol	1989-91
Reggie Griggs	1997
Dave Grimes	1970-71

Carl Gromek	1968-70
Greg Gromek	1968-71
Brett Groves	1998-01
Johnny Grubb	1970
Randy Guemple	1972-73
Dennis Guinn	2005-08
Jim Gurzynski	1968-69

## H

Dan Haddock	1979
Mark Hallberg	2007
John Halliday	1999-00
Bill Hammond	1965
Mike Haney	1964
Dave Hanselman	1984
Don Harbaugh	1969-71
Jeff Hardy	1976-77
Todd Harrell	1994
Bryan Harris	1991-93
Dee Harris	1976
Ed Harris	1967-68
Dean Harrison	1988-90
Chris Hart	1999-03
Rick Hatcher	1979-81
Tim Hatcher	1980
Chuck Hawkins	1965-66
Larry Hawkins	1962
Mark Haynes	1952
John Hearn	1968
Phil Hearn	1966
Eric Heath	1998
Ken Heath	1984
George Hehemann	1953-55
Jim Helm	1966-68
Terry Henderson	1997-98
Carlee Hendrix	1954-57
Clint Hendry	1993-94
Bryan Henry	2005-07
Tom Henson	1969-71
Spike Herald	1951
Joel Hicks	1976-77
Chris Hitt	1995
Ron Herring	1973-74
Wm. Higginbothom	1953
Windle Higginbothom	1974-75
Jeff Hill	1967-69
Lance Hitchcock	1967-68
Daniel Hodges	2000-03
Randy Hodges	1992-95
Jeff Hogan	1967-69
Jerry Hohne	1959-60
<b>John Holland</b>	<b>2012</b>
Rick Holloway	1978-79
Tyler Holt	2008-10
<b>Bryant Holtmann</b>	<b>2012</b>
Maury Hopkins	1965-66
Bill Horne	1973-74
<b>Lee Howard</b>	<b>2012</b>
Bill Howell	1961
Chuck Howell	1994-97
Ed Howell	1965-66

Martin Howell	1962-64
Dick Howser	1956-58
Ed Howser	1980-81
Jason Hubbard	1999
Bob Hudson	1953-55
Scott Hudson	1997-99
Bruce Huff	1976-79
Gary Huff	1971-73
Ken Huff	1979-81
J.C. Huguet	1999
Monroe Hunt	1964
Philip Hunt	1955-57
George Hutchinson	1961
Rick Hutchinson	1964-65
Michael Hyde	2005-07

## I-J

Vince Insogna	1983-84
Kevin Jackson	2010
Rhett James	2003-04
John Jane	1961
Ken Jarabeck	1978
Lincoln Jarrett	1962
Link Jarrett	1991-94
Trent Jarvis	2005, 2007-08
Karl Jernigan	1998-01
Ryan Jernigan	2005
Barry Johnson	1988-89
<b>Brandon Johnson</b>	<b>2011-12</b>
Jay Johnson	1962-64
Jay Johnson	1979
Jonathan Johnson	1993-95
Larry Johnson	1962-64
Sherman Johnson	2009-12
Gordon Johnston	1961
Greg Jones	1976-78
Hunter Jones	2003-05
Jimmy Jones	1982-85
Larry Jones	1974-77
Bob Jordan	1967
Bob Jordan	1974
Grady Jordan	1992-93

## K

Randy Kaiser	1974
Danny Kanell	1993-94
Doug Kasimer	1969-71
Jim Kaufman	1954-55
Bill Keck	1980
Jay Keeler	1980-82
John Keith	1969-71
Clyde Keller	1988-89
Mike Kelley	1974-75
Bob Kellogg	1974-75
Brian Kelley	2006
David Kelly	1998
Terry Kennedy	1975-77
Fred Kenney	1956-58
Keith Kidd	1985-86
Ricky Kimball	1988-91

John Keith	1969-71
Ron Kims	1953
John King	1959-60
Jeremiah Klosterman	1996-99
Godfrey Knight	1948
Dale Koch	1958-59
John Kolb	1981
Curt Kole	1975
Dru Kosco	1984-85
Steve Kovensky	1986-87
Brian Kraft	2000
Charlie Krausche	1961
Robert Kull	1963-65

## L

Mark Lacy	1981-82
Marc LaMacchia	2001-03
Ernie Langford	1958-60
Rick Langford	1973
Bill Langston	1967
T.J. Lanier	1950
Gary Lawrence	1965-66
Mike Leber	1971
David Ledbetter	1982
Jeff A. Ledbetter	1982-84
Jeff S. Ledbetter	1979-82
Larry Lee	1973
Mike Lee	1986
<b>Brandon Leibrandt</b>	<b>2012</b>
Greg Lewis	1982
Jimmy Lewis	1991
Richie Lewis	1985-87
Ronald Lewis	1987
Loren Levy	1982-84
Carlos Lezcano	1974-77
John LiBrandi	1972-73
Joe Licata	1981
Tony Liebsack	1991-92
Doug Little	1983-86
Woody Litwhiler	1962-64
LaWhit Lizzmore	1991-92
Ed Lockhart	1950-52
Jim Loftin	1963
Brad Long	1978-79
Charlie Long	1961
Max Long	1953-56
Mickey Lopez	1993-95
Rafael Lopez	2009-11
Justin Lord	2001
George Lott	1968-69
Mike Loynd	1984-86
Jose Lugo	1974
Kevin Lynch	2002-05
Matt Lynch	2000-03
Jim Lyttle	1966
Keith Lyttle	1989



# ALL-TIME LETTERMEN

## M

Corben Madden	2010
Bob Madison	1960-62
Rick Madison	1959
Marty Maier	1973-74
Ryne Malone	2004-06
Brandon Manasa	2003-05
Eric Mangham	1984-86
Harold Mangin	1961-62
Tom Manley	1989
Ed Mann	1954
David Marano	1978
T.R. Marcinczyk	1993
Brent Marsh	2006
Jimmy Marshall	2006-09
Mike Martin	1965-66
Mike Martin, Jr.	1993-95
Neil Martin	1965-66
Lionel Martinez	1980-81
Eddy Martinez-Esteve	2003-04
Steve Marks	1966
Jose Marzan	1984-87
John Mason	1967-68
Steve Mastin	1968
Jim Mathers	1966
Lonnie Mathis	1969
Floyd Matthews	1969
Kyle Maxie	2006
Bob Mayer	1974-76
Henry Mayfield	1996-98
Jim McArdle	1976-77
Ryan McArdle	2006
Clyde McBride	1963
Monty McBride	1964-65
Blair McCaleb	2000-02
Owen McCarron	1956-58
Justin McClain	2000
Chad McClellan	1986
Shawn McCorkel	1997-98
Gene McCormick	1958-60
Kevin McCray	1992-93
Jim McCune	1965
Blane McDonald	1978
Jon McDonald	1998-00
Marshall McDougall	1999-00
Mike McGee	2008-11
<b>Stephen McGee</b>	<b>2010-12</b>
Rick McGlone	1974-77
Joe McKinney	1965-66
John McKnight	1977
Mike McLeod	1975-77
Dale McMahan	1966
John McNeese	1991
Tony McQuade	2001-03
Charles McQuaig	1994
Barry McQueen	1971
Ray McShane	1960-62
Wayne Mears	1975
Ronald Melton	1949-52
Gary Merians	2011
Bob Merry	1953
Mike Meschke	2009-10

Roy Mewbourne	1966-68
Doug Mientkiewicz	1993-95
Jim Miller	1976-77
Justin Miller	2002
<b>Peter Miller</b>	<b>2011-12</b>
<b>Seth Miller</b>	<b>2011-12</b>
Tim Miller	1994
Billy "Cooter" Mills	1952-54
Don Milner	1978-79
Bart Mitchell	1982-84
Dave Moates	1969
Dave Mobley	1977-79
Orson Mobley	1982
Tom Moore	1954
Dave Morano	1978
Jack Morgan	1953
Steve "Scooby" Morgan	1993-96
Todd Morgan	1982-84
Al Moreya	1983
Jeremy Morris	1994-97
Rick Moss	1970-71
Mitch Moyer	1975
Ty Mueller	1989, 91-93
Les Mullen	1951-52
Dago Murphy	1948
Don Murray	1964-65

## N-O

Ray Navarro	2009
John Nedeau	1990-93
Steve Nedeau	1994-96
Tim Nedin	1989
Oscar Negron	1975
Stephen Neill	1996
Carl Nelson	1957-60
Harvey Nemeroff	1974-75
Roger Nettles	1967
Jason Newlin	2002
John Nicholas	1975-76
Dave Nichols	1971-72
Dick Nichols	1968-70
Joe Nichols	1976-79
Gary Nichols	1963-65
Jerry Nielsen	1987-88
Jack Niles	1993-94
Randy Niles	1995-97
<b>John Nogowski</b>	<b>2012</b>
Connor Nolan	2011
Klyne Nowlin	1952
Danny O'Brien	1973-75
Sean O'Brien	2011-12
Ruairi O'Connor	2005, 2007-09
Bo O'Dell	2007-09
Stephen Ochs	2005, 2007
Phil Olson	1993-95
Steve Oppenheim	1972
Tommy Oravetz	2006-09
Pat Osburn	1970
George Otero	1998
Danny Owen	1975-76

## P

Joe Pacetti	1985
Al Padgett	1948
Gary Painter	1989-90
Bert Palmer	1953
Keith Parenteau	1980
Billy Parker	1948-49
Brad Parker	1988-90
Derek Parker	1979
Geoff Parker	2008-10
Craig Patterson	1978-79
Brant Peacher	2004-05
Brent Pearson	2001
Ray Pearson	1953
Ed Peres	1973
Eduardo Perez	1989-91
Mark Peterson	2009
Trent Peterson	2001-03
Gerald Philip	1957-58
Tim Phillips	1980-82
Chris Pinder	1984
Charlie Pinkermann	1958
Keith Pitchford	1962-63
Bruce Pollack	1967
Chris Pollack	1986-87
Augie Pompelia	1950-51
Ed Porcelli	1986-87
Tom Porter	1969-70
Buster Posey	2006-08
Cory Posey	2000
Jack Posey	2008-09, 11
Lynn Powell	1963
Dave Price	1971-73
Brad Prior	1976
Jeff Probst	2001-02
Scott Proctor	1996-98

## Q-R

Frank Radziwon	2004
Craig Ramsey	1977-80
James Ramsey	2009-12
Cliff Ranew	1964-65
Rocky Rau	1989-90
Robby Read	2000-02
Gene Ready	2000-02
Derek Reams	1993
Bob Reboin	1989-90
Jim Reed	1964-65
Jody Reed	1983-84
Brandon Reichert	2007
Ray Revak	1984-85
Dave Rhino	1982
Marty Rice	1971-74
D'Vontrey Richardson	2007, 09
Tony Richie	2001-03
Kevin Richmond	2002-03
Mike Riebling	1967-69
Justin Rigney	1992
Kevin Rigsby	1978
Jim Riley	1978-79
Dan Roatche	1970-72

Chris Roberts	1990-92
Pete Roberts	1967
Clay Robertson	1987
Kenny Robinson	1991
Matt Robinson	1982-83
Shane Robinson	2004-06
Charlie Rodgers	1958-59
Carlos Rodriguez	1975
Raul Rodriguez	2004
Nick Rogers	2001-02
Louis Rojas	2004
Eric Roman	2000-02
John Rombough	1994
Marc Ronan	1988-90
Tom Rosa	1972-73
Robert Rosell	1956-57
Danny Rosen	2007
Hank Ross	1959-60
Jack Ross	1960-62
Larry Rothschild	1974
George Rountree	1962-64
Mike Rudi	1987
Jim Rushworth	1992
Jack Rye	2005-08

## S

Harry Saferight	1970-71
Rick Saffel	1979
Tom Sailor	1982
Jeremy Salazar	1995-98
Chuck Sanders	1952-53
Deion Sanders	1987
Jerry Santos	1988-89
Pete Sarron	1965-66
Mark Sauls	2003-06
Matt Sauls	2003-04
Craig Saxner	1985-86
Bill Saunders	1976
Hunter Scantling	2009-12
Mac Scarce	1970-71
Mike Scarce	1971-72
Glayden Schafer	1953
Jim Scheller	1970
Ed Schneider	1980-81
Mike Schmitz	1993
Greg Schnute	1968-70
Scott Schroeffel	1993-94
Brian Schultz	2004
Robby Scott	2010-11
Sam Scott	1999
Jim Seever	1955
Riley Seever	1955-57
Brian Senior	1995-96
Nandy Serrano	1991-92
Ed Sessions	1951-52
John Sheppard	1956-58
Bob Sherman	1961
Tim Sherrill	1972-73
Buddy Shaw	1983
Truby Shaw	1948
Chad Sheffer	1993-94



# ALL-TIME LETTERMEN

Ken Shimchak	1977-79
Gordon Shirah	1954-56
Jamey Shouppe	1981-82
Bob Shupack	1953
Howard Siegle	1974
Herb Sikes	1971-72
Ken Silvestri	1972
Adam Simmons	2011-12
Glen Simon	2003
<b>Scott Sitz</b>	<b>2010-12</b>
Bob Skala	1953
Ross Skelton	1968
Craig Skok	1968-69
Mike Skoutelakis	1987
Mike Slade	1969-72
John Slaton	1959-60
Ken Sloan	1966
Frank Slusser	1957-58
David Smalley	1980-83
Mike Smalley	1998-99
Luke Smierciak	2008
Chris Smith	1999-00
Derrick Smith	2003-04
Dwight Smith	1961-62
<b>Gage Smith</b>	<b>2012</b>
Jackie Smith	1976-77
John Smith	1964
Ken Smith	1951-52
Ken Smith	1979-80
Kevin Smith	1985
Richie Smith	2001-02
Roger Smith	1972-73
Rick Snyder	1971-73
Tom Snyder	1982
David Sorokowski	1988-89
Paul Sorrento	1984-86
Bobby Spano	1999-00
Kyle Spitzer	1960-62
Josh Spivey	2005-07
James Spooner	1967
<b>Stephen Spradling</b>	<b>2012</b>
Gary Sprague	1966
Geoff Sprague	1996-97
Ron Spyker	1987
Bill Stagland	1961
Robby Stahl	2010-11
Matt Stanford	1997
Richard Steed	1975
Scott Steinitz	1989-90
Darrel Stewart	1967
Jason Stidham	2007-09
Kent Stille	1963
Nick Stocks	1998-99
Jack Straub	1953
Ryan Strauss	2005-08
Ricky Stuart	1978
Michael Stubbs	1988
Len Sullivan	1967
Marv Stringfellow	1965-67
Ken Suarez	1963-64
Walt Sumner	1968-69
Bob Sutton	1966

Harvey Sweeney	1955
Alan Swindle	1980-82
Ken Sylvestri	1975
Carl Szymanski	1974

## T-U-V

Steve Taddeo	1986-87
Houston Taff	1966
Jeff Tam	1993
John Marc Tamayo	1988-90
Jeff Tandlich	1974
Bill Tanner	1948
Bruce Tanner	1982-83
Stuart Tapley	2008-11
Buddy Teagle	1961-63
George Tebbetts	1980
Steve Tebbetts	1973-75
Clint Thigpen	2000
Al Thomas	1962-63
Brady Thomas	2006-07
Mike Thomas	1976
Paul Thomas	1985-87
Tom Thomas	1964-66
Tony Thomas, Jr.	2005-07
DiCarlo Thompson	2004
Jeff Tibbitts	1991
Mike Tice	1978
Scott Toole	2001-02
Ed Trancygier	1961
Devon Travis	2010-12
Ronnie Traylor	1978-79
Doug Treadway	1983-84
David Trexler	2010-11
Bob Trowbridge	1949-52
Shawn Troxell	1987
Steve Tuako	1977
John Tucker	1961-62
Luke Tucker	2006-07
Gale Tuggle	1955-56
Steve Turko	1977
Jerry Turner	1961
Fred Twomey	1954-57
Pat Underhill	1989-90
Whitey Urquhart	1950
Blair Varnes	1999-02
Mike Vasquez	1970-71
Bob Vaughn	1955-56
Nick Vickerson	2008
Gary Viero	1976
Ryan Vigue	2008-09
Elih Villanueva	2008
Wayne Vincent	1966-68

## W

Bobby Waites	1954, 57
Doug Walker	1959-61
Bob Wancika	1959
John Wanish	1987
Jim Ward	1965
Daniel Wardell	2003-05

John Wasdin	1991-93
Mack Waugh	2011-12
Colby Weaver	1992-94
Jim Weaver	1980
<b>Luke Weaver</b>	<b>2012</b>
Ham Wernke	1952-55
Bill Westendick	1958-60
Ed West	1976
Chris Whidden	1999-00, 02-03
Nick Whidden	2000-01
Jon Whittocker	1967-68
Tom Whitaker	1967-68
Jimmy White	1960-61
Bob Whitmer	1951
Casey Whitmer	2007
Chas Widden	1953
Dick Wiggins	1979-80
Bob Wilcox	1962, 64-65
Denny Williams	1972-73
Laverne Williams	1953
Bill Williamson	1962-63
Gary Williamson	1963-64
Jack Wilson	1948
Paul Wilson	1992-94
John Witt	1948, 50, 52
John Wolfner	1979-80
Austin Wood	2009
Howard Wood	1967
Willie Woods	1987
Matt Woodward	1995-98
Woody Woodward	1962-63
Bob Wooley	1966
Bob Wynn	1953-54

## X-Y-Z

Casey Yarbrough	1992
Ed Yarnell	1966-67
Mike Yastrzemski	1980-83
Manny Yglesias	1953
David Yocum	1994-95
Jose Zabala	1995-98
Bryan Zech	2001-04
Scott Zech	1994-97
Greg Zera	1968-71
Bill Ziegler	1966-67
Mike Ziegler	2000
Roger Zimmerman	1961
Tom Zoeller	1983-86
Al Zyla	1959

Active returners in **bold**.



# ALL-TIME JERSEY NUMBERS

**1**

Fred Hatfield	(1966), Head Coach
Jack Stallings	(1969-74), Head Coach
Randy Davidson	(1975)
Bruce Huff	(1976-79)
Mark Barineau	(1981-83)
Luis Alicea	(1984-86)
Edwin Alicea	(1987-88)
Allen Bevis	(1989-92)
Adam Fautrot	(1995-96)
Ryan Proly	(1997)
Brett Groves	(1998-01)
Tony McQuade	(2002-03)
DiCarlo Thompson	(2004)
Travis Burge	(2006-07)
Stuart Tapley	(2008-09)
Taiwan Easterling	(2010-11)
<b>Giovanny Alfonzo</b>	<b>(2012)</b>

**2**

Roy Mewbourne	(1966)
Tom Porter	(1969-70)
Dave Nichols	(1971-72)
Mike Eissay	(1973-74)
Carlos Rodriguez	(1975)
Chip Bifano	(1976)
Ken Huff	(1978)
Dan Haddock	(1979)
Jim Weaver	(1980)
John Kolb	(1981)
Jeff A. Ledbetter	(1982-85)
Deion Sanders	(1987-88)
Bob Reboin	(1989-90)
Kenny Robinson	(1991)
Casey Yarbrough	(1992)
Mickey Lopez	(1993-95)
Geoff Sprague	(1996-97)
Chris Hart	(1999)
Bobby Spano	(2000)
Tony McQuade	(2001)
Rocky Roquet	(2002)
Shane Robinson	(2004-06)
Ohmed Danesh	(2007-10)
<b>Josh Delph</b>	<b>(2012)</b>

**3**

Bob Canty	1966-67
Dick Nichols	(1969-70)
Randy Gailey	(1971-72)
Tom Rosa	(1973)
Guillermo Bonilla	(1974-76)
Craig Patterson	(1978-79)
Jim Morris	(1980-81), Coach
Hal Cohen	(1982)
Jody Reed	(1983-84)
Chip Baker	(1985-02), Coach
Ryne Malone	(2004-06)
Devin Gonzalez	(2007)
Tony Delmonico	(2008)
Sean Gilmartin	(2009-11)

**John Nogowski (2012)**

**4**

Dick Fernandez	(1966)
Mike Easom	(1967)
Dave Moates	(1969)
Rick Moss	(1970-71)
Paul Dirks	(1972), Coach
Bob Carroll	(1973)
Jim Busby	(1974-75)
Jeff Hardy	(1976)
Bob Benda	(1978)
Rich Bombard	(1979)
Lionel Martinez	(1980-81)
Bart Mitchell	(1982-84)
Richie Lewis	(1985-87)
Clyde Keller	(1988-89)
Roger Bailey	(1990-92)
Mike Martin, Jr.	(1993-95)
John Bentley	(1997-01)
Stephen Drew	(2002-04)
Stephen Ochs	(2005-07)
<b>Mike Martin, Jr. (2008-12), Coach</b>	

**5**

Chuck Cone	(1966-67)
Greg Gromek	(1969-71)
John Ferguson	(1970)
Jeff Bankston	(1972)
Rick Colzie	(1973)
Mike Kelley	(1974-75)
Ed West	(1976)
Don DeLoach	(1978)
Dave Yukelson	(1979), Coach
Bill Fuller	(1980), Coach
Danny Dowell	(1981-83)
Vince Calandra	(1984-85)
Rico Gonzalez	(1986)
Victor Floyd	(1987)
Buddy Cribb	(1988-90)
Pedro Grifol	(1991)
Kevin McCray	(1992-93)
Kevin McCray	(1995), Coach
Jose Zabala	(1996-98)
Jose Zabala	(1999), Coach
Brian Kraft	(2000)
Jerrod Brown	(2002-03)
Danny Diaz	(2004-06)
D'Vontrey Richardson	(2007)
Jack Posey	(2008-11)

**6**

Roy Mewbourne	(1967)
Dave Miller	(1969), Coach
Larry Cocks	(1970-71)
Denny Williams	(1972-73)
Mike Givens	(1974)
Woody Woodward	(1975-78), Head Coach
Jeff S. Ledbetter	(1979-82)
Frank Fazzini	(1983-85)

Mike Lee (1986)

Marc Giordano	(1987-88)
Rob Bargas	(1989-90)
Bobby Fernandes	(1991)
Phil Olson	(1993-95)
Mike Davis	(1996)
George Otero	(1997)
Kevin Cash	(1999)
Brandon Manasa	(2003-05)
Tommy Oravetz	(2006-09)
Corben Madden	(2010)
Sean O'Brien	(2011-12)

**7**

Chester Cole	(1967)
Lonnie Mathis	(1969)
Robin Flake	(1970-71)
Tom Rosa	(1972)
Randy Gailey	(1973)
Windle Higginbotham	(1974-75)
Jim McArdle	(1976)
Craig Ramsey	(1978)
Greg Culpepper	(1979)
Greg Lewis	(1982)
Alan Gentry	(1983-84)
Chad McClellan	(1986)
Ronald Lewis	(1987-88)
John Marc Tamayo	(1989-90)
Tim Davis	(1991-92)
Chad Sheffer	(1993-94)
Brooks Badeaux	(1995-98)
Bobby Spano	(1999)
Daniel Hodges	(2000-03)
Dennis Anderson	(2004)
Nick Francis	(2005)
Sean Stuyverson	(2006)
Mark Hallberg	(2007)
Parker Brunelle	(2008-11)
<b>Luke Weaver</b>	<b>(2012)</b>

**8**

Gary Lawrence	(1966)
Bob Jordan	(1967)
Joe Baxter	(1969)
Mike Vasquez	(1970-71)
Roger Smith	(1972-73)
Randy Davidson	(1974)
Curt Kole	(1975)
Jack Givens	(1976)
Ken Schimchak	(1978)
Mike Tice	(1979)
Mike Yastrzemski	(1980-83)
Rod Delmonico	(1984-89), Coach
Jamey Shouppe	(1990-98), Coach
Mike Futrell	(1999-02)
Matt Sauls	(2003-04)
Ryan Jernigan	(2005)
Buster Posey	(2006-08)
Devon Travis	(2010-12)

**9**

Pete Sarron	(1965-66)
George Lott	(1969)
Dave Grimes	(1970-71)
Randy Guemple	(1972-73)
Howard Siegle	(1974)
Mitch Moyer	(1975)
Greg Jones	(1976)
Mike Fields	(1978)
Jack Emerick	(1979-80)
Steve Givens	(1982-83)
Eric Mangham	(1984-86)
Jon Egertson	(1987)
Ty Colston	(1988)
Rocky Rau	(1989-90)
Tony Liebsack	(1991-92)
Scott Zech	(1994-97)
Karl Jernigan	(1998-01)
Kevin Richmond	(2002-03)
Hunter Davis	(2004-05)
Ruairi O'Connor	(2005-08)
Ray Navarro	(2009)
<b>Stephen McGee</b>	<b>(2010-12)</b>

**10**

Gary Sprague	(1966)
Dick Gold	(1967)
Stan Thomas	(1969)
Greg Schnute	(1970)
Barry McQueen	(1971)
Skip Cone	(1972)
Bob Simpson	(1973-74), Coach
Richard Steed	(1975)
Mark Coulter	(1976)
Greg Jones	(1978)
Ken Huff	(1979-81)
Dave Rhino	(1982)
Eric Deddens	(1983-84)
Craig Saxner	(1985-86)
B.J. Guzzone	(1987)
Darren Vazquetelles	(1988)
Brian Gilliland	(1989-90)
Link Jarrett	(1991-94)
Chris Chavez	(1995-99)
Chris Hart	(2000-03)
Tyler Chambliss	(2004-06)
Matt Fairle	(2007)
Luke Smierciak	(2008)
<b>Justin Gonzalez</b>	<b>(2010-12)</b>

**11**

Mike Martin	(1966)
Dean Duchak	(1967)
Dave Kasimier	(1969)
Mike Slade	(1970)
Mike Scarce	(1971-72)
Stan Kmet	(1973-74), Coach
Mike Martin	(1975-79), Coach
<b>Mike Martin (1980-12), Head Coach</b>	





# ALL-TIME JERSEY NUMBERS

## 12

Marv Stringfellow	(1966-67)
Carl Gromek	(1969)
Ron Cash	(1970-71)
Tim Sherrill	(1972-73)
Larry Rothschild	(1974-75)
Joel Hicks	(1977)
Doug Casey	(1978-79)
Rick Figueredo	(1980-83)
Dave Garrison	(1984)
Bien Figueroa	(1985-86)
Rafael Bournigal	(1987)
John Marc Tamayo	(1988)
Garrett Blanton	(1989-91)
Randy Hodges	(1992-93)
Jeremy Salazar	(1995-98)
Jamey Shouppe	(1999-11), Coach

## 13

Harry Saferight	(1970-71)
John LiBrandi	(1972-73)
Larry Jones	(1975-76)
Ray Fox	(1978)
Tim Hatcher	(1980)
Jay Johnson	(1981)
Todd Morgan	(1982-84)
Kevin Smith	(1985)
Chris Dunn	(1986)
Donny Erickson	(1987-88)
Tom Manley	(1989)
Chris Roberts	(1990)
Grady Jordan	(1992-93)
Jonathan Johnson	(1994-95)
Kevin Cash	(1997-98)
Nick Whidden	(1999-01)
Justin Miller	(2002)
Eddy Martinez-Esteve	(2003-04)
Charles Cleveland	(2005-06)
Jason Stidham	(2007-09)
Robert Benincasa	(2010)
Eric Arce	(2011)
<b>John Holland</b>	<b>(2012)</b>

## 14

Steve Marks	(1966)
Bill Ziegler	(1967)
Greg Schnute	(1969)
Greg Zera	(1970-71)
Greg Zera	(1972), Coach
Marty Maier	(1973)
Mike Easom	(1975), Coach
Joe Nichols	(1976-79)
Joe Licata	(1981)
Jimmy Jones	(1982-85)
Mike Freeman	(1986)
Matt Dunbar	(1987-90)
Chris Roberts	(1991-92)
Kevin Kriemeyer	(1993)
Randy Hodges	(1994-95)
Shane Roland	(1996)

Clint Thigpen	(1999-00)
Bryan Zech	(2001-04)
Ryan Strauss	(2005-08)
Austin Wood	(2009)
Tye Buckley	(2010-11)
<b>Kyle Bird</b>	<b>(2012)</b>

## 15

Mike Martin	(1965)
Tom Thomas	(1966)
Lin Garrett	(1967)
Gene Ammann	(1969-70)
Rick Snyder	(1971-73)
Jose Lugo	(1974)
Bob Mayer	(1975-76)
Dave Mobley	(1977-79)
Roy Alvarez	(1980)
Bruce Tanner	(1981-83)
Paul Sorrento	(1984-86)
Jerry Santos	(1988-89)
Kenny Felder	(1990-92)
Todd Harrell	(1993-94)
Matt Woodward	(1995-98)
Chris Smith	(1999-00)
Jeff Probst	(2001-02)
Brian Schultz	(2004-05)
Kyle Maxie	(2006)
Tyler Holt	(2008-10)
<b>Evan Geist</b>	<b>(2011-12)</b>

## 16

Jim Lyttle	(1966)
James Spooner	(1967)
Doug Kasimier	(1969)
Carl Gromek	(1970)
Ken Doria	(1971-72)
Ed Peres	(1973)
Jeff Tandlich	(1974)
Craig Eaton	(1975-76)
Ken Fischer	(1978)
Clay Robertson	(1987)
Ricky Kimball	(1988-91)
Bob Armstrong	(1992)
Mike Schmitz	(1993)
Thad Busby	(1995)
Stephen Neill	(1996-97)
Jason Hubbard	(1998-99)
Cory Posey	(2000)
Scott Toole	(2001-02)
Link Jarrett	(2003), Coach
Louis Rojas	(2004)
D.J. Echols	(2005-06)
Bo O'Dell	(2007-09)
Jayce Boyd	(2010-12)

## 17

Randy Brown	(1966)
Mike Reibling	(1967,69)
Dan Roatche	(1970-72)
Terry Farmer	(1973-74)

Bob Kellogg	(1975)
Joe Griffin	(1976)
Rick Holloway	(1978)
Derek Parker	(1979)
Ed Schneider	(1980-81)
Joe McFarland	(1982), Coach
Greg Jones	(1983), Coach
Joe Schlim	(1984)
Pete Brown	(1985)
Steve Kovensky	(1986-87)
Marc Ronan	(1988-90)
John Wasdin	(1991-93)
Jamie Stafford	(1994)
Chris Hitt	(1995)
Josh Davis	(1996)
Terry Henderson	(1997-98)
Chris Whidden	(1999-03)
Brant Peacher	(2004-05)
Brandon Reichert	(2006-07)
Mark Peterson	(2008-09)
Robby Stahl	(2010-11)
<b>Mike Compton</b>	<b>(2012)</b>

## 18

Bob Wooley	(1967)
Walt Sumner	(1969)
Don Harbaugh	(1970-71)
Ken Silvestri	(1972)
Rick Langford	(1973)
Steve Downey	(1974)
Wayne Mears	(1975)
John Nicholas	(1976)
Brad Long	(1978)
Ken Schimchak	(1979)
George Tebbetts	(1980-81)
Matt Robinson	(1982-83)
Ken Heath	(1984)
Keith Kidd	(1985-86)
Willie Woods	(1987)
Pat Underhill	(1990)
John McNeese	(1991)
Jack Niles	(1993-94)
Jack Niles	(1995-97), Coach
Eric Heath	(1998)
Pichi Balet	(2000)
Daniel Davidson	(2002-03)
Mark Gildea	(2005-07)
Ben Francis	(2009)
Tyson Young	(2010)
<b>Seth Miller</b>	<b>(2011-12)</b>

## 19

Marty Brooks	(1966-67)
Mike English	(1969)
Al Cleveland	(1970)
Gary Huff	(1971-73)
Ron Herring	(1973-74)
Marty Maier	(1974)
Brooks Carey	(1975-78)
Rick Holloway	(1979)
Kevin Dodge	(1981-83)

Jose Marzan	(1984-87)
Brad Parker	(1988-90)
Michele Bertoldi	(1991)
Jonathan Johnson	(1993)
James Colzie	(1994)
Jose Zabala	(1995)
Matt Stanford	(1997-98)
Ryan West	(2000)
Aaron Cheesman	(2001-05)
Brady Thomas	(2006-07)
Matt Kane	(2008-09)
<b>Gage Smith</b>	<b>(2010-12)</b>

## 20

Bill Ziegler	(1966)
Steve Marks	(1967)
Johnny Grubb	(1970)
Dave Price	(1971-73)
Bill Daniel	(1974)
Ben Curry	(1975-76)
Ken Jarabeck	(1978)
Don DeLoach	(1979-81)
Danny Griffin	(1982-83)
Greg Dennis	(1984)
Lanny Abshier	(1985)
Greg Clayborne	(1986-88)
Tim Nedin	(1989)
Greg Clayborne	(1990), Coach
Clint Byrd	(1997)
J.C. Huguet	(1999)
Robby Read	(2000)
Chris Cole	(2001)
Dominic Robinson	(2002)
Gibbs Chapman	(2004-05)
Travis Anderson	(2006-07)
Nick Vickerson	(2008)
Spencer Dickinson	(2009)
Daniel Bennett	(2010-11)
<b>Stephen Spradling</b>	<b>(2012)</b>

## 21

Ed Yarnell	(1966)
Jeff Hogan	(1967)
John Ferguson	(1969)
Jim Scheller	(1970)
Bill Fuller	(1971-73)
Carlos Lezcano	(1974-77)
Ronnie Traylor	(1978)
Craig Ramsey	(1979-81)
Bill Ashford	(1982-83)
Rod Byerly	(1987-88)
Marc Dunbar	(1989-92)
Scott Schroeffel	(1993-94)
Randy Choate	(1995-97)
Blair Varnes	(1998-02)
Mark Sauls	(2003-06)
Bobby Rauh	(2007)
Geoff Parker	(2008-10)
<b>Mike Bell</b>	<b>(2012), Coach</b>



# ALL-TIME JERSEY NUMBERS

**22**

Chuck Hawkins	(1966)
Ed Yarnell	(1967)
Al Cleveland	(1969)
Mae Scarce	(1970-71)
Mason Bean	(1972-73)
Steve Tebbetts	(1974-75)
Jackie Smith	(1976)
Blane McDonald	(1978)
John Gagnon	(1979-80)
Clem Freeman	(1981)
Randy Gailey	(1982-84), Coach
Jerry Nielsen	(1987-88)
Pedro Grifol	(1989-90)
Colby Weaver	(1992-94)
Charlie Cruz	(1995)
Henry Mayfield	(1996-98)
Sam Scott	(1999)
Justin McClain	(2000)
Jason Newlin	(2002)
Rhett James	(2003-04)
Bryan Henry	(2005-07)
John Gast	(2008-10)
Robert Benincasa	(2011-12)

**23**

Butch Ferrar	(1962-63)
Wayne Vincent	(1966-67)
Tom Henson	(1970)
Marty Rice	(1971-74)
Rick McGlone	(1975-76)
Mike Tice	(1978)
Jay Johnson	(1979)
Keith Hendry	(1981), Coach
David Ledbetter	(1982)
David Maus	(1984)
John Wanish	(1987)
Dean Harrison	(1988-90)
Nandy Serrano	(1991-92)
T.R. Marcinczyk	(1993)
Mike Buttery	(1994)
Bryan Senior	(1996)
Shaun Kocczynski	(1997)
Mike Smalley	(1998-99)
Tony Richie	(2001-03)
Frank Radziwon	(2004)
Tony Thomas, Jr.	(2005-07)
James Ramsey	(2009-12)

**24**

LaDon Boyd	(1967)
John Keith	(1970-71)
Jim Foxwell	(1972)
Steve Tebbetts	(1973)
Bob Jordan	(1974)
Mike McLeod	(1975-77)
Mark Gilbert	(1978)
Ron Bartlett	(1979)
David Fannin	(1981-83), Coach
Rick Hatcher	(1984), Coach

Barry Blackwell	(1985-88)
Eduardo Perez	(1989-91)
Clint Hendry	(1993-94)
Josh Adeeb	(1995)
Wes Crawford	(1996,98)
Jimmy Bonenberger	(1997)
Eric Roman	(1999-02)
Derrick Smith	(2003-04)
Dennis Guinn	(2005-08)
Brian Busch	(2009-12)

**25**

Eddie Howell	(1966)
Lance Hitchcock	(1967)
Roy Mewbourne	(1970-71), Coach
Larry Lee	(1973)
John Drews	(1974)
Terry Kennedy	(1975-77)
Ricky Stuart	(1978)
John Wolfer	(1979-80)
Jamey Shouppe	(1981-82)
Doug Little	(1983-86)
Michael Stubbs	(1989)
Joel Desquin	(1990), Coach
Brian Rhees	(1991-92), Coach
Doug Mientkiewicz	(1993-95)
Jeremiah Klosterman	(1996-99)
Nick Rogers	(2001-02)
Raul Rodriguez	(2004)
Michael Hyde	(2005-07)
Mike McGee	(2008-11)

**26**

Tom Whittacker	(1967)
Tom Henson	(1969)
Bob Smith	(1970-71), Coach
Bill Horne	(1973-74)
John Nicholas	(1975)
Jim Miller	(1976-78)
Ken Smith	(1979-80)
Mark Lacy	(1981-82)
Tom Zoeller	(1983-86)
Mike Rudi	(1987-88)
Matt Clements	(1989)
Jon Bolin	(1990-91)
John Cook	(1992)
Danny Kanell	(1993-94)
Zach Diaz	(1996-99)
Scott Boyd	(2000-01)
Kevin Lynch	(2002-05)
Jimmy Marshall	(2006-09)
<b>Scott Sitz</b>	<b>(2010-12)</b>

**27**

David Cook	(1967)
Jeff Hogan	(1969)
Pat Osburn	(1970)
Dave Fernald	(1971-73)
Dave Brown	(1974)
Danny Owen	(1975-76)

Kevin Brooks	(1978)
Don Milner	(1979)
Jeff Gray	(1981-84)
Joe Pacetti	(1985)
Mike Brady	(1987-90)
Terrell Buckley	(1991)
Danny Dichter	(1993)
Steve Nedeau	(1994-96)
Brian Cox	(1997-98)
Ryan Barthelemy	(1999-02)
Daniel Wardell	(2003-05)
Caleb Graham	(2006-07)
Elih Villanueva	(2008)
D'Vontrey Richardson	(2009)
Stuart Tapley	(2010-11)

**28**

John Mason	(1967)
Mike Easom	(1969)
Doug Kasimier	(1970-71)
Rick Colzie	(1972)
Karl Szymanski	(1974)
Danny O'Brien	(1975)
Mike Bretz	(1976-79)
Terrell Buckley	(1990)
Dean Vinson	(1995)
Mike Martin, Jr.	(1998-07), Coach
Tyler Everett	(2008-11)
<b>Lee Howard</b>	<b>(2012)</b>

**29**

Chester Cole	(1966)
Jeff Hill	(1967,69)
Mike Leber	(1971)
Jim Foxwell	(1973-75)
Dave Cooper	(1976)
John McKnight	(1978)
Mike Fuentes	(1979-81)
Bobby Alexander	(1982)
Chris Pinder	(1984)
Eric McNitt	(1985)
Chris Pollack	(1986-87)
David Sorokowski	(1988-89)
Brad Gregory	(1990)
LaWhit Lizzmore	(1991-92)
Billy Lawrence	(1993)
Tim Miller	(1994)
Bryan Senior	(1995)
Billy Brown	(1996)
Mike DiBlasi	(1997-00)
Richie Smith	(2001-02)
Eddie Cannon	(2003-04)
Barrett Browning	(2005-06)
Rod Delmonico	(2008), Coach
Rafael Lopez	(2009-11)

**30**

Howard Wood	(1967)
Herb Sikes	(1971-72)
Danny O'Brien	(1973-74)
Bill Daniel	(1975)
Brad Prior	(1976)
Don Milner	(1978)
Rick Soffel	(1979)
Keith Parenteau	(1980)
Carl Ferraro	(1981-82)
Tommy Bryant	(1983)
Dru Kosco	(1984-85)
Ed Porcelli	(1986-87)
Ty Mueller	(1989-93)
Scott Bentley	(1994)
Nick Stocks	(1997-99)
Robby Read	(2001-02)
Blake Balkcom	(2003)
Brian Chambers	(2004-07)
<b>Hunter Scantling</b>	<b>(2009-12)</b>

**31**

Jim Helm	(1967)
John Keith	(1969)
David Marano	(1978)
Orson Mobley	(1982-83)
Paul Thomas	(1986-87)
Barry Johnson	(1988-89)
Bryan Harris	(1990-93)
David Yocum	(1994-95)
Scott Proctor	(1996-98)
Marshall McDougall	(1999-00)
Marc LaMacchia	(2001-03)
Jerrod Brown	(2005), Coach
Luke Tucker	(2006-07)
Ben Francis	(2008)
Ruairi O'Connor	(2009)
Kevin Jackson	(2010)
Gary Merians	(2011)

**32**

Bruce Pollock	(1967)
Dick Gold	(1969)
Jim Riley	(1978-79)
Allen Swindle	(1980-82)
Loren Levy	(1984)
Al Ashmont	(1985-86)
Michael Stubbs	(1988)
Gar Finnvoid	(1989-90)
Dave Schumacher	(1991)
Paul Wilson	(1992-94)
Chuck Howell	(1995-97)
Matt Diaz	(1998-99)
Blair McCaleb	(2000-02)
Matt DiBlasi	(2003-06)
Casey Whitmer	(2007)
Matt Fairel	(2008)
Sherman Johnson	(2009-12)



# ALL-TIME JERSEY NUMBERS

**33**

Ed Harris	(1967)
Craig Skok	(1969)
Kevin Rigby	(1978)
Rick Hatcher	(1979-81)
Mike McLeod	(1982-90), Coach
Justin Rigney	(1992)
Charles McQuaig	(1993-94)
Randy Niles	(1995-97)
David Kelly	(1998)
John Halliday	(1999-00)
Justin Lord	(2001)
Kyle Patrick	(2003)
Trent Jarvis	(2004-08)
Andrew Durden	(2010)
Connor Nolan	(2011)
<b>Bryant Holtmann</b>	<b>(2012)</b>

**34**

Bob Wooley	(1966)
Darrel Stewart	(1967)
John Franks	(1969)
Dick Howser	(1979), Head Coach
Keith Craig	(1980-81)
Tom Snyder	(1982)
Doug Treadway	(1983-84)
Paul Thomas	(1985)

**35**

Len Sullivan	(1967)
Dick Wiggins	(1979)
Keith Lyttle	(1989)
Jimmy Lewis	(1991)
Jim Rushworth	(1992)
Scooby Morgan	(1993-96)
Shawn McCorkel	(1997-98)
Mike Ziegler	(2000)
Brent Pearson	(2001)
Brent Marsh	(2002)
Hunter Jones	(2003-05)
Brent Marsh	(2006)
Nicholas Debacker	(2007)
Ryan Vigue	(2008-09)
David Trexler	(2010-11)

**36**

Mike Horn	(1969)
Robby Scott	(2010-11)

**37**

Jim Helm	(1966)
Lane Green	(1967)
Mike Slade	(1969)
Jeremy Morris	(1994-97)
Chris Ginn	(1998-01)
Garrett Robinson	(2003), Coach
Mike Futrell	(2004), Coach
Neil Malpass	(2006-07)

Wil Breton	(2011)
<b>Brandon Leibrandt</b>	<b>(2012)</b>

**38**

Craig Brown	(1969)
Ryan McArdle	(2006)
Stephen Cardullo	(2007-10)
Adam Simmons	(2011-12)

**39**

Jim Gurzynski	(1969)
Dick Wiggins	(1980)
Chris Cawthon	(1981-82)
Tony Blasucci	(1983)
Jay Drivas	(1984)
Roy Eppley	(1985)
Danny Harrell	(1986)
Mike Skoutelakis	(1987)
Gary Painter	(1989-90)
Jeff Tibbitts	(1991-92)
Derek Reams	(1993)
Chuck Howell	(1994)
J.D. Drew	(1995-97)
John-Ford Griffin	(1999-01)

**40**

Harry Greene	(1967)
Tom Richards	(1969), Coach
Danny Rosen	(2007)
<b>Peter Miller</b>	<b>(2011-12)</b>

**41**

Mike English	(1967)
Lane Chance	(1994)
Jon McDonald	(1997-00)

**42**

Dave Langston	(1967)
Mike Cullen	(1980-81)
Tom Sailor	(1982)
Buddy Shaw	(1983)
Dave Hanselman	(1984)
Bill Howard	(1985)
Chip Drobine	(1986)
Ron Spyker	(1987)
Phil Dannunzio	(1988-89)
Sid Cash	(1990-91)
Lazer Collazo	(1992), Coach
Jay Kearce	(1993), Coach
Tommy Stewart	(2002)
Undra Griggs	(2004)
William Jackel	(2005)
Pete Jenkins	(2006-07), Coach
Brian Hoop	(2009-10), Coach

**43**

Pete Roberts	(1967)
Brad Long	(1979)
Jay Keeler	(1980-82)
Vince Insigna	(1983-84)
Ed Fulton	(1985-87)
Brad Gregory	(1989)
Jeff Tam	(1992-93)
Chris Tramel	(1996)
Clint Byrd	(1998)
Trent Peterson	(2001-03)
Brian Kelley	(2005-06)

**44**

Ronnie Traylor	(1979)
Tim Phillips	(1980-82)
Mike Loynd	(1983-86)
Bryan Campbell	(1987)
Bret Davis	(1988)
Pat Underhill	(1989)
John Nedeau	(1990-93)
Mike Bell	(1994-95)
Robert Tyree	(1996)
Scott Hudson	(1997-99)
Mark Culp	(2003)
Kris Castellanos	(2009)
Mack Waugh	(2011-12)

**45**

Charlie Beverly	(1981)
Steve Gelmire	(1982-85)
Steve Taddeo	(1986-87)
Matt Clements	(1988)
Chris Brock	(1989-92)
George Otero	(1998)
Drew Stilley	(2003)
Alex Boston	(2004)
Josh Spivey	(2005-07)
Mike Meschke	(2009-10)

**46**

David Smalley	(1980-83)
Ray Revak	(1984-85)
Jon McFatter	(1987), Coach
Scott Steinitz	(1989-90)
Matt Lynch	(2000-03)
Jack Rye	(2005-08)
Matt Matulia	(2011-12), Coach

**47**

Ed Howser	(1980-81)
Loren Levy	(1982)
Steve Winterling	(1986-91), Coach

**49**

Ken Fischer	(1979-81)
Al Moreya	(1983)

Shawn Troxel	(1987)
Frank Martello	(1988), Coach
Scott Edwards	(1989-90)
Charlie Cruz	(1992-94)

**51**

Steve Butler	(1994-95)
Reggie Griggs	(1997)
Glen Simon	(2003-05)
Scott Thorson	(2007)
<b>Brandon Johnson</b>	<b>(2011-12)</b>

**53**

<b>Jose Brizuela</b>	<b>(2012)</b>
----------------------	---------------

Active returners in bold.



# ALL-TIME COACHING RECORDS

ALL-TIME RECORD: 2,623-965-10 (.730)



1948-51  
**CHARLIE ARMSTRONG**

YEAR	W-L-T	PCT
1948	9-8-0	.529
1949	11-8-0	.579
1950	13-7-0	.650
1951	13-6-0	.684
<b>TOTALS</b>	<b>46-29-0</b>	<b>.613</b>



1952-54  
**RALPH MATHERLY**

YEAR	W-L-T	PCT
1952	17-4-0	.810
1953	13-10-1	.563
1954	13-8-0	.619
<b>TOTALS</b>	<b>43-22-1</b>	<b>.659</b>




1955-63  
**DANNY LITWHILER**

YEAR	W-L-T	PCT
1955	17-6-1	.729
1956	25-7-0	.781
1957	22-9-0	.710
1958	20-7-0	.741
1959	22-11-0	.667
1960	13-9-0	.591
1961	21-7-0	.750
1962	23-14-0	.622
1963	27-13-0	.675
<b>TOTALS</b>	<b>190-83-1</b>	<b>.695</b>



1964-68  
**FRED HATFIELD**

YEAR	W-L-T	PCT
1964	23-13-0	.639
1965	32-11-1	.739
1966	39-13-0	.750
1967	30-14-0	.682
1968	35-6-0	.854
<b>TOTALS</b>	<b>159-57-1</b>	<b>.735</b>




1969-74  
**JACK STALLINGS**

YEAR	W-L-T	PCT
1969	39-12-1	.760
1970	49-9-1	.839
1971	41-16-0	.719
1972	45-23-0	.662
1973	38-21-0	.644
1974	37-25-0	.597
<b>TOTALS</b>	<b>249-106-2</b>	<b>.700</b>



1975-78  
**WOODY WOODWARD**

YEAR	W-L-T	PCT
1975	49-10-0	.831
1976	40-16-0	.714
1977	37-13-0	.740
1978	44-18-0	.710
<b>TOTALS</b>	<b>170-57-0</b>	<b>.749</b>



1979  
**DICK HOWSER**

YEAR	W-L-T	PCT
1979	43-17-1	.713



1980-PRESENT  
**MIKE MARTIN**

YEAR	W-L-T	PCT
1980	51-12-0	.810
1981	56-23-0	.709
1982	56-17-1	.764
1983	55-18-1	.750
1984	55-29-0	.655
1985	59-23-0	.720
1986	61-13-0	.824
1987	55-18-0	.753
1988	50-18-1	.714
1989	54-18-0	.750
1990	57-15-0	.792
1991	57-14-0	.803
1992	49-21-0	.700
1993	46-19-0	.708
1994	53-22-0	.707
1995	53-16-0	.768
1996	52-17-0	.754
1997	50-17-0	.746
1998	53-20-0	.726
1999	57-14-0	.803
2000	53-19-0	.736
2001	47-19-0	.712
2002	60-14-0	.811
2003	54-13-1	.801
2004	45-23-0	.662
2005	53-20-0	.726
2006	44-21-0	.677
2007	45-13-0	.776
2008	54-14-0	.794
2009	45-18-0	.714
2010	48-20-0	.706
2011	46-19-0	.708
2012	50-17-0	.746
<b>TOTALS</b>	<b>1,723-594-4</b>	<b>.743</b>

## MIKE MARTIN'S ALL-TIME ASSISTANT COACHES

Chip Baker	1985-02	Greg Jones	1983
<b>Mike Bell</b>	<b>2012-present</b>	Jay Kearce	1993
Jerrod Brown	2004-05	Frank Martello	1988
<b>Chris Cates</b>	<b>2013-present</b>	<b>Mike Martin, Jr.</b>	<b>1998-present</b>
Lazer Collazo	1992	Matt Matulia	2011-12
Rod Delmonico	1984-89, 2008	Kevin McCray	1994-95
David Fannin	1981-83	Joe McFarland	1982
Bill Fuller	1980	Jon McFatter	1987
Mike Futrell	2003-04	Mike McLeod	1982-89
Randy Gailey	1982-84	Jim Morris	1980-81
Rick Hatcher	1984	Jack Niles	1996-97
Keith Hendry	1981	Brian Rhees	1991-92
Brian Hoop	2009-10	Jamey Shoupe	1990-11
Link Jarrett	2002-03	Steve Winterling	1986-91
Pete Jenkins	2006-07		




# GOLDEN SPIKES AWARD

The Golden Spikes is presented annually to the top amateur baseball player in the country as selected by a special committee for the United States Baseball Federation.

For the past 35 years, USA Baseball has honored the top amateur baseball player in the country with the Golden Spikes Award (see winners box). The award is presented each year to the player who exhibits exceptional athletic ability and exemplary sportsmanship. Past winners of this prestigious award include Major League Baseball stars Stephen Strasburg, Jered Weaver, Tim Lincecum, David Price and Florida State's Buster Posey.

The Golden Spikes Award is sponsored by the Major League Baseball Players Association (MLBPA), underscoring the commitment of Major League Baseball to the grassroots development of baseball programs, particularly for youth, around the world. The MLBPA supports USA Baseball's ongoing efforts to provide instruction for youth baseball players, coaches and volunteers, and to prepare amateur athletes for professional competition.

USA Baseball is the national governing body of amateur baseball in the United States. The organization selects and trains the USA Baseball National Team, the USA Baseball Junior National Team (18-under), and the USA Baseball Youth National Team (16-under), which participate in various national and international competitions each year.



Mike Fuentes  
Outfielder - 1981

## MIKE FUENTES' PROFILE


**POSITION:** CENTER FIELD  
**BATS:** RIGHT **THROWS:** RIGHT  
**SCHOOL:** FLORIDA STATE  
**HEAD COACH:** MIKE MARTIN  
**BORN:** JULY 11, 1958  
**HOME:** CORAL GABLES, FL

### CAREER STATISTICS

YEAR	TEAM	G	AVG	AB	R	H	2B	3B	HR	RBI	BB	SO	SB
1978	FSU	8	.333	6	5	2	1	0	0	2	3	1	0
1979	FSU	61	.366	213	63	78	13	3	16	20	23	46	43
1980	FSU	61	.408	233	84	95	12	3	21	79	9	34	46
1981	FSU	78	.353	300	92	106	10	0	27	83	53	45	22
<b>TOTALS</b>		<b>208</b>	<b>.365</b>	<b>752</b>	<b>244</b>	<b>281</b>	<b>36</b>	<b>6</b>	<b>64</b>	<b>184</b>	<b>88</b>	<b>126</b>	<b>111</b>

### AMATEUR HIGHLIGHTS

- 1981 Drafted 2nd Round by Montreal Expos
- 1980-81 Broke NCAA Career Home Run Record – 64 HR
- 1981 ABCA, Baseball America, and Sporting News All-American
- 1981 Metro Conference Tournament MVP
- 1981 All-Metro Conference
- 1980 ABCA & Sporting News All American
- 1980 First Florida State player to hit .400 in a season
- 1980 College World Series
- 1980 Metro Conference Tournament MVP
- 1980 All-Metro Conference



Mike Loynd  
Pitcher - 1986

## MIKE LOYND'S PROFILE

**POSITION:** PITCHER  
**BATS:** RIGHT **THROWS:** RIGHT  
**SCHOOL:** FLORIDA STATE  
**HEAD COACH:** MIKE MARTIN  
**BORN:** MARCH 26, 1964  
**HOME:** SHORT HILLS, NJ

### CAREER STATISTICS

YEAR	TEAM	APP	GS	CG	W-L	IP	R	ER	H	BB	SO	ERA
1984	FSU	26	15	2	12-3	108	73	56	106	46	79	4.68
1985	FSU	20	19	1	13-4	119	56	46	103	63	113	3.47
1986	FSU	25	24	5	20-3	165	63	45	136	57	223	2.45
<b>TOTALS</b>		<b>71</b>	<b>58</b>	<b>8</b>	<b>45-10</b>	<b>392</b>	<b>192</b>	<b>147</b>	<b>345</b>	<b>166</b>	<b>415</b>	<b>3.37</b>

### AMATEUR HIGHLIGHTS

- 1986 Major League Debut: July 24, 1986
- 1986 Drafted 7th Round by Texas Rangers
- 1986 Led nation with a Florida State school record 223 strikeouts
- 1986 Florida State record 20 wins
- 1986 College World Series Runner Up
- 1986 Baseball America Player/Pitcher of the Year
- 1986 Consensus All-American
- 1986 Metro Conference Tournament MVP
- 1985 Drafted 12th round by Baltimore Orioles
- 1985 All-Metro Conference Team
- 1984 US Olympic Team Alternate

## GOLDEN SPIKES AWARD WINNERS


2012	Mike Zunino	Florida
2011	Trevor Bauer	UCLA
2010	Bryce Harper	Southern Nevada
2009	Stephen Strasburg	San Diego State
2008	<b>Buster Posey</b>	<b>Florida State</b>
2007	David Price	Vanderbilt
2006	Tim Lincecum	Washington
2005	Alex Gordon	Nebraska
2004	Jered Weaver	Long Beach State
2003	Rickie Weeks	Southern
2002	Khalil Greene	Clemson
2001	Mark Prior	Southern California
2000	Kip Bouknight	South Carolina
1999	Jason Jennings	Baylor
1998	Pat Burrell	Miami
1997	<b>J.D. Drew</b>	<b>Florida State</b>
1996	Travis Lee	San Diego State
1995	Mark Kotsay	Cal State Fullerton
1994	Jason Varitek	Georgia Tech
1993	Darren Dreifort	Wichita State
1992	Phil Nevin	Cal State Fullerton
1991	Mike Kelly	Arizona State
1990	Alex Fernandez	Miami-Dade South
1989	Ben McDonald	Louisiana State
1988	Robin Ventura	Oklahoma State
1987	Jim Abbott	Michigan
1986	<b>Mike Loynd</b>	<b>Florida State</b>
1985	Will Clark	Mississippi State
1984	Oddibe McDowell	Arizona State
1983	Dave Magadan	Alabama
1982	Augie Schmidt	New Orleans
1981	<b>Mike Fuentes</b>	<b>Florida State</b>
1980	Terry Francona	Arizona
1979	Tim Wallach	Cal State Fullerton
1978	Bob Horner	Arizona State



# GOLDEN SPIKES AWARD



J.D. Drew, Mike Martin, Mike Fuentes and Mike Loynd



J.D. Drew  
Outfielder - 1997

## J.D. DREW'S PROFILE


**POSITION:** OUTFIELDER  
**BATS:** LEFT **THROWS:** RIGHT  
**SCHOOL:** FLORIDA STATE  
**HEAD COACH:** MIKE MARTIN  
**BORN:** NOVEMBER 20, 1975  
**HOME:** HAHIRA, GA

### CAREER STATISTICS

YEAR	TEAM	G	AVG	AB	R	H	2B	3B	HR	RBI	BB	SO	SB
1995	FSU	64	.325	209	54	68	7	3	17	63	36	54	11
1996	FSU	69	.386	241	90	93	17	5	21	94	55	53	10
1997	FSU	67	.455	233	106	110	15	5	31	100	84	37	32
<b>TOTAL</b>		<b>200</b>	<b>.388</b>	<b>683</b>	<b>250</b>	<b>271</b>	<b>39</b>	<b>13</b>	<b>69</b>	<b>257</b>	<b>175</b>	<b>144</b>	<b>53</b>

### AMATEUR HIGHLIGHTS

- 1997 Second overall pick in MLB Draft by Philadelphia Phillies
- 1997 Dick Howser Award winner
- 1997 Broke 17 Florida State and ACC offensive records
- 1997 Triple-Triple (100 Hits – 100 Runs – 100 RBI)
- 1997 College baseball's first 30 HR – 30 SB season
- 1997 Baseball America, Collegiate Baseball and Sporting News National Player of the Year
- 1997 Consensus First Team All-American
- 1997 ACC Player of the Year
- 1996 Voted CWS 50th Year Team
- 1996 Florida State record 34-game hitting streak (at the time)
- 1996 Member of Team USA
- 1996 First Team All-ACC
- 1996 First Team All-American
- 1995 Freshman All-American
- 1995 CWS All Tournament Team



Buster Posey  
Catcher - 2008

## BUSTER POSEY'S PROFILE

**POSITION:** CATCHER  
**BATS:** RIGHT **THROWS:** RIGHT  
**SCHOOL:** FLORIDA STATE  
**HEAD COACH:** MIKE MARTIN  
**BORN:** MARCH 27, 1987  
**HOME:** LEESBURG, GA

### CAREER STATISTICS

YEAR	TEAM	G	AVG	AB	R	H	2B	3B	HR	RBI	BB	SO	SB
2006	FSU	65	.346	246	58	85	14	2	4	48	38	45	9
2007	FSU	62	.382	246	66	94	21	2	3	65	32	27	4
2008	FSU	68	.463	257	89	119	21	4	26	93	57	29	5
<b>TOTALS</b>		<b>195</b>	<b>.397</b>	<b>749</b>	<b>213</b>	<b>298</b>	<b>56</b>	<b>8</b>	<b>33</b>	<b>206</b>	<b>127</b>	<b>101</b>	<b>18</b>

### AMATEUR HIGHLIGHTS

- 2008 Fifth overall pick in MLB First Year Player Draft to San Francisco Giants
- 2008 Winner of the Golden Spikes Award, Dick Howser Trophy, Brooks Wallace Award and Johnny Bench Award
- 2008 Baseball America, Collegiate Baseball and Rivals.com National Player of the Year
- 2008 ACC Player of the Year, All-ACC First Team, ACC All-Tournament Team
- 2008 NCAA Tallahassee Regional Most Outstanding Player, All-Region team
- 2008 Set FSU single-season batting average at .463
- 2008 ACC triple crown winner – .463 AVG, 26 HR, 93 RBI
- 2008 Consensus First Team All-American
- 2008 Winner of the Rawlings Gold Glove Award at catcher
- 2008 CoSIDA/ESPN the Magazine Academic Player of the Year
- 2008 First Team Academic All-American
- 2008 ACC Baseball Scholar Athlete of the Year, ACC Academic Team, ACC Honor Roll
- 2008 Team captain
- 2007 Collegiate Baseball First Team All-American
- 2007 Finalist for the Johnny Bench Award
- 2007 All-ACC First Team
- 2007 NCAA Tallahassee All-Region team
- 2006 Louisville Slugger Freshman All-American
- 2006 ACC All-Tournament Team





50 NCAA REGIONAL APPEARANCES ~ 21 COLLEGE WORLD SERIES APPEARANCES


# NATIONAL PLAYERS OF THE YEAR



Mike Fuentes  
1981



Shane Robinson  
2005



J.D. Drew  
1997



Tony Thomas Jr.  
2007



James Ramsey  
2012




Terry Kennedy  
1977



Buster Posey  
2008



Jeff Ledbetter  
1982




Mike Loynd  
1987



WHERE LEGACIES ARE WRITTEN


# FIRST TEAM ALL-AMERICANS



## DICK HOWSER 1957-58


The first All-American in Florida State history, Dick Howser led FSU into the District III Playoffs each season from 1956-58, and to the District Championship in 1957. This brilliant shortstop was named All-Region in 1957 and '58 and earned All-America recognition from the ABCA both of those years. In 1956, Howser's .422 batting average

set a Florida State season mark. He played professional baseball for Kansas City, Cleveland and the New York Yankees and returned to coach his alma mater to a 43-17-1 record in 1979.




## BUDDY TEAGLE 1962

Buddy Teagle, the catcher for the 1962 Seminoles, was honored with ABCA All-America status after a fine offensive and defensive year. He proved to be a threat both at and behind the plate. At the plate, Teagle boasted a .325 batting average. Behind the plate his rifle arm was a threat to all potential base stealers.



## MIKE AUGUSTINE 1963

Mike Augustine is literally a Seminole success story. In the 1962 season, he never saw regular playing time until tournament time. The next season, the centerfielder broke a school record for most hits in a season with 58. This 5-9, 150-pound All-American led Florida State to the District III title and a trip to the College World Series.



## KEN SUAREZ 1964


For the second time in three seasons, the Seminoles boasted an All-America catcher. In 1962, Buddy Teagle was named All-America and in 1964, Ken Suarez was named to the first team Coaches All-America team. Suarez was the leader of the 1964 Seminoles. He led the team in five offensive departments, including batting average as he hit .404.



## JIM LYTTLE 1966


In 1966, Jim Lyttle was named a first team All-American by The Sporting News and the American Baseball Coaches Association. He was also an All-District III NCAA selection. That year, Lyttle rewrote Florida State slugging records. His 13 home runs, 51 RBIs and 131 total bases set school records that lasted for years. He was also a fine

defensive outfielder with an arm like a rifle. He played professional baseball with the Yankees, White Sox and Expos.




## DICK GOLD 1969

Dick Gold, the team co-captain for the 1969 Seminoles, set many Florida State batting records. His 20 career doubles, 83 career RBIs, 151 career hits and 98 career runs either tied or surpassed the school records of the day. The nine triples he hit in 1969 remains a Florida State mark. Gold was a first team ABCA All-American and a District III team selection.




## DICK NICHOLS 1970

Dick Nichols was the leading hitter on the 1970 national runner-up Seminole team that boasted four All-Americans. His batting average of .338 was just above fellow All-American Ron Cash's .335. Nichols, the second baseman for the Tribe, was selected to the All-District III team and earned All-America recognition from The Sporting News.



## GUILLERMO (JUAN) BONILLA 1976


The third baseman for the 1976 Tribe team that went 40-16 under Head Coach Woody Woodward, Guillermo (Juan) Bonilla garnered first team All-America honors from the Coaches Association for his offensive and defensive prowess. Bonilla, a native of Rip Piedras, Puerto Rico, hit nearly .350 for the 1976 Seminoles and ranked second only to fellow All-American Terry Kennedy in RBI and runs scored.



## TERRY KENNEDY 1976-77

### *The Sporting News Player of the Year*


Swinging his big bat or crouched behind the plate, Terry Kennedy gave Florida State his best. From 1975-77, he drove in 122 runs and clouted 32 homers. His 64 RBIs, 21 home runs and .810 slugging average were school records in 1976. He earned 1976 All-Region and 1977 all-Metro honors. In both 1976 and '77, he was named a first team All-American by The Sporting News and added Most Valuable Player recognition from the magazine in 1977.



## JIM WEAVER 1980

Jim Weaver, the Seminole leftfielder in 1980, was second only to fellow outfielder Mike Fuentes in batting. Weaver's numbers, .372 batting average and 18 home runs, fit perfectly into a powerful hitting team which boasted five players who hit above .350. Weaver also had a team-high 28 stolen bases. He was a member of the All-Metro

Conference first team, as well as an All-American by The Sporting News.



## MIKE FUENTES 1980-81

### **Golden Spikes Award**


Mike Fuentes went from being cut from the Seminole team to winning the Golden Spikes Award in 1981, symbolizing college baseball's best player. He was FSU's third two-time All-American (ABCA) and also earned first-team recognition from Baseball America. He became the first

Seminole to hit .400 in a season when he batted .408 as a junior while leading Florida State into the 1980 College World Series. Fuentes capped a brilliant career with a senior season that included 27 home runs, 81 RBIs and a .360 average. During that year, he broke the NCAA career home run mark, finishing his career with 64.





# FIRST TEAM ALL-AMERICANS



## JEFF LEDBETTER 1981-82


*The Sporting News Player of the Year*  
*Baseball America Player/ Pitcher of the Year*

Jeff Ledbetter was nicknamed "Tree Tops" for his monumental blasts into the pine trees behind the right-field wall at Seminole Field. Ledbetter set NCAA and FSU records in almost every offensive category, including home runs in a season (42), career home runs (97), home runs in a game (4), career RBIs (346), total bases in a season (273) and career total bases (346). Ledbetter ended an outstanding 1982 season by being named All-Metro, All-Metro Tournament, Metro Player of the Year, consensus All-American and The Sporting News and Baseball America Player of the Year.



## FRANK FAZZINI 1985


A powerful slugger, Frank Fazzini posted outstanding numbers during the 1985 season. His remarkable batting average of .413 was padded with other great statistics including 33 home runs and 118 RBIs. Fazzini's offensive skills made him a first team All-America choice by the Coaches Association and Baseball America, as well as a member of the All-Metro Conference and All-Metro Tournament teams.



## LUIS ALICEA 1986

Florida State's second baseman in 1986, Luis Alicea literally raked in the awards. He was named to All-America teams by The Sporting News and Baseball America, was the MVP of the NCAA South II Regional Tournament and earned recognition on the College World Series All-Tournament team. With a batting average of .392 and a fielding

percentage of .945, Alicea was dangerous both offensively and defensively. These skills made him an integral member of the Seminoles' College World Series runner-up team.



## MIKE LOYND 1986

*Golden Spikes Award*  
*Baseball America Player/ Pitcher of the Year*


Pitcher Mike Loynd, who led the Seminoles to a 61-13 record and a second place finish in the College World Series, was named the 10th recipient of the Golden Spikes Award in 1986. Loynd won the award after compiling a 20-3 record in a stellar senior season. Loynd was a master at fooling opposing batters, striking out 223 of them. Because of his tremendous numbers, Loynd was a first team ABCA and Baseball America All-American, as well as the Metro Tournament MVP.



## RICHIE LEWIS 1986-1987

Richie Lewis, a pitcher from Muncie, Ind., was a fiery strikeout artist who mystified opposing batters. From 1985-87, Lewis struck out 520 batters in 392.2 innings of play. This not only remains a Seminole all time record, but ranks second in the NCAA record book. In 1987, he was chosen to the ABCA, The Sporting News and Baseball America

All-America teams.




## PEDRO GRIFOL 1991

Pedro Grifol, an All-America catcher, epitomized the spirit of the 1991 College World Series squad. Always competitive, Grifol posted a .344 batting average and a near-perfect .998 fielding average. He led the squad in RBIs with 80 and in home runs with 16. Grifol, a three-year starter at catcher, proved a great target for Seminole pitchers. His ability to frame a pitch and provide leadership behind the plate gave his Florida State teammates a player they could look up to.



## CHRIS ROBERTS 1992

Chris Roberts, one of the highest draft picks to ever attend Florida State, was a three year starter in the outfield and on the mound for the Seminoles from 1990-92. Roberts was a 1992 Collegiate Baseball All-American, as well as an All-ACC selection. The Middleburg, Fla., product racked up numerous awards at Florida State, including the 1991 Metro Conference Player-of-the-Year. Roberts hit .301, smashing 32 homeruns and driving in 175 runs. As a pitcher, Roberts posted a 23-8 record with 202 strikeouts. While at Florida State, Roberts started in leftfield for the USA National Team in the summer of 1991 and again at the 1992 Olympic Games in Barcelona. Roberts was selected in the first round of the 1992 June draft, and later signed with the New York Mets.



## PAUL WILSON 1994

All-American Paul Wilson made Florida State history by becoming the highest Seminole ever chosen in any professional sport draft, when the right-handed pitcher was named the first overall pick in the 1994 Major League Baseball Amateur Draft. Wilson was selected to the Baseball America and National Collegiate Baseball Writers Association All-American teams, in addition to being tagged All-Atlantic Coast Conference. The Orlando native capped his FSU career by being named one of nine finalists for the Golden Spikes award, presented annually to the top amateur baseball player in the country. Wilson compiled a 27-11 record at FSU with a 2.77 ERA. Along the way he struck out 299 in 304.2 innings of work. Wilson established himself as the ace of the 1993 Team USA pitching staff, starting in nine games.




## JONATHAN JOHNSON 1995

Jonathan Johnson led Florida State to its first ever Atlantic Coast Conference championship, as he was named Most Valuable Player of the 1995 tournament for his outstanding performance. Johnson, a 1995 Baseball America All-American, also garnered All-ACC honors. He struck out 391 batters in his career, which ranks fourth on the all-time ACC career list. Johnson compiled a 34-5 record and 2.62 ERA in three years as a starter for the Seminoles. The native of Ocala, Fla., was also chosen as a finalist for the Golden Spikes Award, presented each year to the nation's top amateur baseball player. Johnson was the seventh pick of the 1995 June draft by the Texas Rangers.



# FIRST TEAM ALL-AMERICANS




**J.D. DREW\***  
1996-1997

**Golden Spikes Award**  
**Collegiate Baseball Player of the Year**  
**The Sporting News Player of the Year**  
**Baseball America Player of the Year**

J.D. Drew rewrote history as he established himself as one of the best hitters in college baseball. Drew was a consensus


1st Team All-American after becoming the only player in Division I baseball history to hit 30 home runs and steal 30 bases. He was named Player of the Year by Baseball America, Collegiate Baseball, The Sporting News, and the Atlantic Coast Conference and received the Dick Howser Award given by the American Baseball Coaches Association. Drew was also crowned the Golden Spikes Award winner, given by USA Baseball to the best amateur baseball player. He batted a FSU record .455 in 1997, while becoming one of just three players in Division I college baseball history to record a triple-triple — 100 hits, 100 runs, 100 RBI. Drew broke a total of 17 Florida State and ACC records including FSU season batting average, FSU & ACC career slugging percentage and ACC season and career home runs. Drew highlighted his junior campaign with an FSU record 34-game hitting streak during which he batted .524 with 20 home runs and 62 RBI. Drew was the second pick of the 1997 draft by the Philadelphia Phillies.



**JEREMY MORRIS**  
1997

Jeremy Morris turned in a record-breaking year after returning for his senior season despite being drafted in the ninth round after his junior year. Morris became the Atlantic Coast Conference all-time RBI leader as he finished his senior campaign with 273 in his career. He also


set a new Florida State career doubles record with 78. Morris was selected a 1st Team All-American by Baseball America and The Sporting News, and earned 2nd Team honors from Collegiate Baseball, the ABCA and the NCBWA. He also earned All-ACC for the second consecutive season and was named the ACC Tournament Most Valuable Player for his performance in the Seminoles' 1997 conference championship. Morris led Florida State and the ACC in RBIs with 116. He batted .356 with 25 home runs, 22 doubles and 25 stolen bases. Morris was named to both the ACC and NCAA East Regional All-Tournament Teams and was selected ACC Player of the Week three times in 1997.



**BRIAN COX**  
1998

Brian Cox will be remembered as one of the most consistent hitters in Florida State history after ending his senior season on a 25-game hitting streak. The senior centerfielder earned 1st Team All-America distinction from the American Baseball Coaches Association and 1st Team All-ACC honors after leading the Seminoles with a .393 average, 18

home runs and 87 RBI. Cox batted .682 with four home runs and 15 RBI in the NCAA Atlantic II Regional and garnered NCAA Regional All-Tournament Team honors as he led the Seminoles back to the College World Series. He also set a new Florida State record with 10 consecutive hits in the Liberty, Delaware, and Oklahoma games in regional play. Cox finished the year with 27 doubles for third place on the FSU single-season chart. He was also named to the 2nd Team NCBWA Super Team, ACC All-Tournament Team and 1st Team ABCA All-Atlantic Region Team. Cox earned Atlantic Coast Conference Player of the Week honors three times during the season.




**MATT DIAZ**  
1998, 1999

**The Sporting News Freshman of the Year**

Matt Diaz followed up one of the most impressive freshman seasons in FSU history with another outstanding campaign as a sophomore in 1999. Diaz was named The Sporting News Freshman of the year after hitting .390 with 22 home runs and 84 RBI. The Freshman All-American

was named the 1998 NCAA Atlantic II Regional MVP and hit four home runs in one of those games against Oklahoma. As a sophomore in 1998, Diaz earned first team All-America recognition from the ABCA and NCBWA after hitting .379 with 21 home runs and 94 RBI. With a career batting average of .384, Diaz ranked second only to J.D. Drew on the FSU all-time chart at the end of his career. His career slugging percentage of .700 is sixth in school history and his 43 home runs rank 10th.



**CHRIS CHAVEZ**  
1999

In four seasons as a Seminole, Chris Chavez will be remembered for his ability to step on the mound in any situation and come through with a win. His performance as both a starter and a reliever at the 1999 College World Series will go down as one of the best efforts in FSU history. Chavez, named to the CWS All-Tournament team,


got two of the Seminoles' four wins in Omaha and also recorded a save. He was a first team All-ACC selection and was named a NCBWA first team All-American following a senior year in which he went 8-5 with a 2.17 ERA and totaled five saves. Chavez was also named to the NCAA Tallahassee All-Tournament team. He left FSU third all-time in appearances (109), third in relief appearances (85), sixth in strikeouts (312) and sixth in saves (13).



**MARSHALL MCDOUGALL\***  
1999

In his first year as a Seminole, Marshall McDougall became a household name in the baseball circles around the country. McDougall's six home run, 16 RBI, 25 total base performance at Maryland on May 9, 1999 shattered NCAA single game records in all three categories. It wasn't just a one game season for McDougall as he went on to win

the ACC triple crown and ACC Player of the Year honors with a .419 batting average, 106 RBI and 28 home runs. He started all 71 games and led the nation in RBI and hits (126). The Most Outstanding Player at the College World Series, McDougall was a consensus first team All-American and a Golden Spikes and NCBWA/Dick Howser Player of the Year finalist. In the FSU all-time record book, McDougall's 1999 season ranked among the top five in eight individual categories — hits, runs, runs batted in, home runs, doubles, total bases, batting average and slugging percentage.



**NICK STOCKS**  
1999

The ace of Florida State's national championship runner-up team as a sophomore in 1999, Nick Stocks went 13-2 with a 3.25 ERA and 139 strikeouts. Stocks was recognized as a first team All-American by Collegiate Baseball and the NCBWA. He was a member of one of the top Seminole pitching staffs in school history that ended the year third in

the country with a team ERA of 3.18. His single season total of 139 strikeouts is seventh all-time at FSU, while his 20 career starts are tied for sixth. Stocks played on Team USA following a freshman year in which he led the ACC with a 2.35 ERA. A two-time All-ACC first team selection, Stocks was a supplemental first round draft pick of the St. Louis Cardinals in 1999.



# FIRST TEAM ALL-AMERICANS




## JOHN-FORD GRIFFIN\* 2001

One of the top hitters in school history, John-Ford Griffin was named a consensus All-American outfielder as a junior. Griffin led the 2001 Seminoles with a .450 batting average, 19 home runs, 30 doubles and 75 RBI. He was named the ACC Player of the Year and was one of five finalists for the Golden Spikes Award. Griffin's .427 career batting average not only broke J.D. Drew's former school mark of .391, but was also the best in ACC history and the 16th-best in NCAA history. He was named to the ACC All-Tournament team and was voted the most outstanding player at the NCAA Regional in Tallahassee. Griffin signed with the New York Yankees after being drafted with the 23rd pick in the first round of the 2001 MLB Draft.



## RYAN BARTHELEMY 2002

The leader of Florida State's 2002 squad, third baseman Ryan Barthelemy put together an outstanding senior season and was named a first team All-American by Collegiate Baseball and the ABCA. He was a first team All-ACC selection and was named to the ACC All-Tournament team as FSU won both the ACC regular season and tournament titles. The Miami native batted .357 and led the team with 17 home runs and 94 RBI. Barthelemy and the 2002 team compiled a 60-14 record and put together a school record 25-game winning streak. The Seminoles also swept Miami and Clemson on the road for the first time in the history of the program. His 33-game hitting streak came up one short of J.D. Drew's record. Barthelemy ended his Florida State career among the school's all-time top five in home runs and RBI. He was selected in the 10th round of the 2002 MLB Draft by the Philadelphia Phillies.



## TONY RICHIE 2002

Catcher Tony Richie was named a first team All-American by Baseball America in 2002. A freshman All-American in 2001, Richie followed up with a great sophomore season as he hit .353 with 13 home runs and 75 RBI. He earned Louisville Slugger National Player of the Week honors after going 9-for-14 with four homers and eight RBI in FSU's first-ever sweep at Clemson. He was named the MVP of the NCAA Regional in Tallahassee after hitting .667 (8-for-12) with a .917 slugging percentage. Richie was a first team All-ACC selection and was voted to the ACC All-Tournament team as he helped the Seminoles take home the 2002 ACC championship with a 5-0 record. The Jacksonville native led the team with 27 multi-RBI games on the season.



## EDDY MARTINEZ-ESTEVE\* 2004

A consensus All-American selection in 2004, Martinez-Esteve came up just two RBI shy from becoming the second Triple Crown winner in ACC baseball history. He led FSU in eight major offensive categories as a sophomore: batting average (.385); slugging percentage (.707); hits (104); RBI (82); doubles (24); home runs (19); total bases (191) and plate appearances (315). Martinez-Esteve hit a team-best .535 vs. left-handed pitchers and also led the squad with a .413 average with runners on base. He batted 1.000 with the bases loaded and collected 25 two-out RBI. His 33 multi-hit games and 21 multi-RBI games were both team-leading marks in 2004. He was named ACC Player of the Week once, selected to the 2004 ACC All-Tournament Team and named to the Dairy Queen Classic All-Tournament team.



## SHANE ROBINSON\* 2005

### Collegiate Baseball Player of the Year

Collegiate Baseball's National Player of the Year in 2005, Shane Robinson put together one of the most remarkable seasons in Seminole baseball history earning consensus first team All-American honors. The Tampa native was just the fifth consensus first team All-American in FSU history and was a candidate for every national player of the year honor. Robinson enjoyed a school record 40-game hitting streak that garnered the sophomore national attention including a resolution passed by the Florida House of Representatives recognizing the streak. It was the ninth longest streak ever in Division I baseball and the second longest in ACC history. After the streak came to an end, the sophomore went on to reach base safely in 17 more games giving him a 57-game streak of reaching base. Robinson became the first player in FSU history to record 100 hits and steal 40 bases in the same season in 2005 and he was also the first player in the nation to reach the 100-hit plateau that year. He led the nation in hits (122) and runs scored (96) as he was one of only two players to finish the season ranked first nationally in two offensive categories. The outfielder finished the season ranked in the top five nationally for hits (122), runs (96), on base percentage (.532), doubles (25), steals (49), steal attempts (56), games played (73) and games started (73) as he was the only player in America to finish in the top five in hits, runs, doubles and stolen bases. Robinson also ranked in the top 10 nationally for walks (57), total bases (173), and batting average (.427). No player in America finished 2005 ranked in the top five of more offensive categories than Robinson.



## BRYAN HENRY 2007

The 2007 ACC Pitcher of the Year and All-ACC first team honoree for the third consecutive season, Henry was named a first team All-American by Collegiate Baseball. The senior right hander was a semifinalist for the Golden Spikes Award, Dick Howser Trophy and Roger Clemens

Award, while being named a quarterfinalist for the Brooks Wallace Award. He led the team, among starters, in wins (14) and ERA (2.60) and ranked first in the ACC in wins, innings pitched (117.2) and total strikeouts (117), fourth in ERA, fifth in strikeouts per game (8.95) and opponents batting average (.238). Henry finished his final season with the Seminoles tied for the national lead in wins, while ranking 19th in strikeouts. He won nine straight ACC decisions in the regular season and set a career-high with his 10th win against North Carolina. With his win over Georgia Tech, he became the seventh pitcher at FSU and first since 1985 to win 14 or more games in a season. Henry earned ACC Pitcher of the Week accolades twice as a senior and was one of 10 finalists for the Lowe's Senior Class Award. The Tallahassee, Fla., native led the pitching staff with three pickoffs in 2007. Henry gave up a run or less in nine of his 18 starts, while posting seven or more strikeouts in 10 of those starts.



## TONY THOMAS, JR.\* 2007


### Collegiate Baseball Player of the Year

In a breakout season for the Seminole second baseman, Thomas was named National Player of the Year by Collegiate Baseball and Rivals.com. He garnered Atlantic Coast Conference Player of the Year and All-ACC first team accolades, while being named a finalist for the Golden Spikes Award, Dick Howser Trophy and Brooks Wallace Award in 2007. The Valrico, Fla., native became the first Seminole to register 30 doubles, 100 hits and 30 stolen bases in a single season. He finished his junior campaign with 33 doubles which tied for the second most in a single-season at FSU. Thomas led the ACC in batting average with a .430 mark while ranking first in six other offensive categories (hits/game, run/game, doubles/game, total bases/game, on



# FIRST TEAM ALL-AMERICANS

base percentage and slugging percentage). He also finished in the top 10 in four other categories including stolen bases/game, home runs/game, triples/game and walks per game. The junior second baseman posted 111 hits in 258 at-bats while scoring a team-high 91 runs. He recorded a team-high 11 home runs, while nine of his round trippers came on the road. Thomas reached base safely in 60 of 62 games in 2007 and finished the season with 37 multiple hit games to lead the team. He was named ACC Baseball Player of the Week three times in 2007. Thomas became the sixth consensus first team All-American in Florida State history.




## BUSTER POSEY\*

2007-2008

**Golden Spikes Award, Dick Howser Trophy, Brooks Wallace Award, Johnny Bench Award, Baseball America, Collegiate Baseball, Rivals.com Player of the Year**


In his first season behind the plate in 2007, Buster Posey was named a first team All-American by Collegiate Baseball, earned a spot on the All-ACC first team and was a finalist for the Johnny Bench Award, presented to the nation's top collegiate catcher. The sophomore finished the year ranked fifth in the ACC in hitting (.382), second in doubles (21), third in hits (94) and RBI (65) and fourth in runs scored with 66. Following his junior season, Posey would go down as arguably the most decorated player ever to come out of Florida State. He won every major Player of the Year award in 2008 including the Johnny Bench Award, given to the nation's top collegiate catcher. The consensus first team All-American, seventh in school history, finished the season as the national leader in six offensive categories including batting average (.463), hits (119), runs batted in (93), total bases (226), on-base percentage (.566) and slugging percentage (.879). His .463 batting average was the highest recorded in a single-season in Seminole baseball history. In the ACC, Posey led the league in eight categories while ranking in the top 10 in three others en route to being named conference Player of the Year. He became just the fourth student-athlete in ACC history to capture baseball's version of the triple crown as he finished 2008 leading the league in batting average, home runs (26) and RBI. Defensively, the Leesburg, Ga., native started 129 games behind the plate over a two year span. He posted a .989 career fielding percentage as a catcher, registered 12 pickoffs and held opposing runners at bay throwing out 40.8 percent of attempted base stealers.



## STEPHEN CARDULLO

2009

In his first year as an everyday starter for the Seminoles in 2009, Stephen Cardullo was named a first team All-American at shortstop by Baseball America. The junior infielder further etched his name in the Florida State record books becoming just the second shortstop in school history to earn first team All-American accolades joining the late Dick Howser (1957 & 1958). Cardullo finished the season hitting .376 in 62 games with 20 doubles, 10 home runs and 51 RBI. The Coral Springs, Fla., native ranked second on the team in hits (89), runs (76) and stolen bases (20), while tying for the team lead in triples with three. He surpassed his career totals in every major offensive category in 2009 en route to being named an All-ACC second team honoree and a semifinalist for the Brooks Wallace Award. After moving to shortstop on March 17, 2009 against Florida, Cardullo came into his own at the position making 47 starts. During that time, FSU responded with a 35-12 mark after beginning the season at 9-6. The move also seemed to spark his offensive production as Cardullo led all players with a .405 average recording nine home runs and 48 RBI during that span. Cardullo put a stamp on the season when he tied the school record and set the NCAA postseason record with a seven-hit performance against Ohio State in the championship game of the Tallahassee Regional.




## MIKE MCGEE

2010

**John Olerud Two-Way Player of the Year**

The first-ever winner of the John Olerud Two-Way Player of the Year Award, Mike McGee garnered first team All-America honors from both Baseball America and the National Collegiate Baseball Writers Association (NCBWA) as a utility player. For the second year in a row, the outfielder/pitcher led the club in home runs and RBI as a junior in 2010. His 17 home runs ranked him sixth in the ACC that year and his 73 RBI placed him fifth in the conference. McGee led the Seminoles with three walk-off hits in 2010 and also had a streak of 12 straight games with an RBI as he drove in 24 runs in those 12 games. McGee batted .328 on the season while slugging .600. On the mound, McGee was 13-of-15 in save opportunities with eight of those 13 saves coming in league play. His 13 saves ranked him third all-time at FSU for saves in a single season. He finished the season with a 4-1 record and an ERA of just 2.96. McGee was named a first team All-ACC selection, a Dick Howser Trophy semifinalist and Golden Spikes Award semifinalist.



## SEAN GILMARTIN

2011

**NCBWA Freshman Pitcher of the Year (2009)**

As the No. 1 starter over his three-year playing career at Florida State, Sean Gilmartin was a two-time All-American earning the distinction in 2009 and 2011. Selected with the 28th overall pick by the Atlanta Braves in the 2011 MLB Draft, Gilmartin finished the 2011 season with a 12-2 record and a 2.09 ERA. He recorded 130 strikeouts while issuing just 21 walks over 120.1 innings of work en route to earning first team All-America honors from Baseball America, NCBWA and Collegiate Baseball. Gilmartin added second team All-America honors from the ABCA to an already impressive resume that same year. He became the Seminoles' Friday night start just three weeks into his freshman season and never relinquished that role until leaving after his junior year to pursue a playing career in Major League Baseball. The southpaw became just the second Seminoles since 2000 to be named an All-American as a freshman, joining Stephen Drew in 2002. Gilmartin went on to garner Freshman Pitcher of the Year accolades from the NCBWA in 2009. The Moorpark, Calif., native left Florida State ranked in the top 10 in career starts (50), innings pitched (330.0), strikeouts (321) and wins (33).




## ROBERT BENINCASA

2012

Robert Benincasa emerged as one of college baseball's top closers in 2012 and for his efforts was recognized as a finalist for the NCBWA Stopper of the Year, a first team All-American by Baseball America, NCBWA and Perfect Game, a third team All-American by Louisville Slugger/Collegiate Baseball and a semifinalist for the Dick Howser Trophy. The junior right hander finished the 2012 season with a 4-2 record, 16 saves and a 1.32 ERA in 32 appearances. Benincasa allowed just eight runs, six earned, in 41.0 innings of work as he gave up 24 hits while holding opponents to a .163 batting average. The Tampa, Fla., native posted a strikeout-to-walk ratio of 8.3 as he tallied 58 strikeouts to just seven walks. Benincasa, who was also named a semifinalist for the Dick Howser Trophy and a first team All-ACC honoree, converted 16 of 19 save situations in 2012 and ranked second in the ACC and sixth nationally in saves. His 16 saves were the second most recorded in a single-season in school history and tied for sixth on FSU's career saves list. Of his 16 saves, eight came in one-run games and four more in two-run games. Benincasa was drafted by the Washington Nationals in the seventh round of the 2012 MLB First Year Player Draft.



# FIRST TEAM ALL-AMERICANS



## JAYCE BOYD

2012

Jayce Boyd earned first team All-America accolades from the ABCA and Perfect Game, while honored as a second team All-American by Louisville Slugger/Collegiate Baseball and the NCBWA in 2012. A native of Cantonment, Fla., Boyd finished the 2012 season as the ACC leader in hits with 96. He also ranked in the top 10 in the league in batting average (.376), doubles (21), RBI (61) total bases (129) and on-base percentage (.452). An All-ACC first team first baseman as a junior in 2012, Boyd hit an ACC-best .381 against league opponents in 30 games. Among national leaders, Boyd ranked in the top 50 in hits (10th), doubles (26th), sacrifice flies (26th), RBI (29th) and batting average (39th). Boyd led the Seminoles in 2012 with 19 multi-RBI games and was second on the team with 28 multi-hit games. He registered the only five-hit game of the season against Rhode Island as he finished the game a triple shy of hitting for the cycle collecting three singles, a double and a home run. Boyd also turned in a solid defensive performance at first base finishing the season with a .988 fielding percentage. He was named a semifinalist for the Golden Spikes Award and was selected in the sixth round of the 2012 MLB First Year Player Draft by the New York Mets.



## JAMES RAMSEY\*

2012

**ABCA Player of the Year**

James Ramsey concluded his four-year playing career at Florida State as a two-time All-American earning the honors in 2011 & 2012. The senior captain became the 19th Seminole selected in the first round of the MLB First Year Player Draft when the St. Louis Cardinals picked him with the 23rd overall pick in 2012. Ramsey finished his senior season as the ABCA National Player of the Year and a consensus All-American, the ninth in school history, earning first team honors from the ABCA, Baseball America, the NCBWA, Louisville/Slugger Collegiate Baseball and Perfect Game. The 2012 ACC Player of the Year, Ramsey finished the season ranked in the top 10 in the league in 10 offensive categories while leading in batting average (.378), runs (78), total bases (152), on-base percentage (.513) and slugging percentage (.652). He was the only player in the country to rank in the top 10 in on-base percentage, runs per game, runs and walks. The Alpharetta, Ga., native was a two-time first team CoSIDA/Capital One Academic All-American, named the CoSIDA/Capital One Academic All-America of the Year in 2012 and recognized as the ACC Student-Athlete of the Year in 2011 and 2012. He also went on to win the Lowe's Senior CLASS Award in baseball.

\* - denotes consensus All-American



# ALL-TIME ALL-AMERICANS

(First team unless otherwise indicated)

YR	PLAYER, POS.	TEAMS MADE	YR	PLAYER, POS.	TEAMS MADE
1957	Dick Howser, SS	ABCA	1993	Link Jarrett, SS	NCBWA (2)
1958	Dick Howser, SS	ABCA		Doug Mientkiewicz, 1B	NCBWA (3), BA (FR-2)
1959	Bob Clem, 2B	ABCA (2)		Jonathan Johnson, P	CB (FR), BA (FR), CB (3)
1961	Jack Dull, 2B	ABCA (3)		Mickey Lopez, 3B	CB (FR-HM)
1962	Buddy Teagle, C	ABCA	1994	Link Jarrett, SS	NCBWA (2)
1963	Mike Augustine, OF	ABCA		Jonathan Johnson, P	NCBWA (2), CB (3), BA (3)
	Woody Woodward, SS	ABCA (3)		Mike Martin, Jr., C	NCBWA (2)
1964	Ken Suarez, C	ABCA		Doug Mientkiewicz, 1B	NCBWA (2)
1966	Jim Lyttle, OF	ABCA, TSN		Jeremy Morris, LF	CB (FR-HM)
1966	Gary Sprague, SS	TSN (2)		Paul Wilson, P	BA, NCBWA, CB (2)
1968	Tom Cook, C	ABCA (3)	1995	Jonathan Johnson, P	BA, CB (2)
1969	Dick Gold, 2B	ABCA, TSN (HM)		David Yocum, OF	BA (2), CB (3)
1970	Dick Nichols, 2B	TSN, ABCA (2)		J.D. Drew, OF	CB (FR), BA (FR)
	Johnny Grubb, OF	TSN (HM)	1996	J.D. Drew, OF	BA, ABCA, CB, NCBWA
	Ron Cash, 3B	TSN (HM)		Jeremy Morris, OF	BA (2), CB (2), NCBWA (2)
	Pat Osburn, P	TSN (HM)		Randy Choate, P	BA (3), CB (3), NCBWA
1972	John Librandi, OF	ABCA (3)		Scott Zech, 2B	ABCA (3), NCBWA (2)
1975	Danny O'Brien, P	ABCA (HM)		Steven "Scooby" Morgan, P	NCBWA (3)
	Randy Davidson, OF	ABCA (HM)	1997	J.D. Drew, OF	BA, ABCA, CB, NCBWA, TSN
	Steve Tebbetts, OF	TSN (HM)		Jeremy Morris, OF	BA, TSN, CB (2), ABCA (2), NCBWA (2)
	Jim Busby, OF	TSN (HM)		Randy Choate, P	BA (2), TSN (2), NCBWA (2), ABCA (2), CB (3)
1976	Terry Kennedy, C	TSN	1998	Brian Cox, OF	ABCA, NCBWA (2)
	Guillermo Bonilla, 3B	ABCA		Jeremy Salazar, C	NCBWA, TSN (2), CB (3)
1977	Terry Kennedy, C	TSN		Matt Diaz, OF	CB (FR), TSN (FR), TSN (3), NCBWA (3)
1978	Blane McDonald, C	ABCA (2)		Wes Crawford, P	TSN (3)
1979	Craig Patterson, 2B	ABCA (2)		Jon McDonald, P	CB (FR), TSN (FR)
1980	Mike Fuentes, OF	ABCA, TSN (2)		Nick Stocks, P	TSN (FR-2), CB (FR-HM)
	Jim Weaver, OF	TSN		Brett Groves, SS	CB (FR-HM)
1981	Mike Fuentes, OF	ABCA, BA, TSN (2)	1999	Chris Chavez, P	NCBWA
	Jeff Ledbetter, DH	TSN, BA (2)		Kevin Cash, 3B	NCBWA (3)
1982	Jeff Ledbetter, OF	ABCA, BA, TSN		Matt Diaz, OF	ABCA, NCBWA, CB (3), BW (2)
1983	Frank Fazzini, OF	BA (FR)		Jon McDonald, P	NCBWA (3)
	Doug Little, P	BA (FR)		Marshall McDougall, 2B	ABCA, NCBWA, CB, BW, BA
1984	Frank Fazzini, OF	BA (3)		Nick Stocks, P	CB, BA (2), ABCA (2)
	Paul Sorrento, OF	BA (FR)		Blair Varnes, P	CB (FR), BA (FR)
	Luis Alicea, 2B	BA (FR)	2000	John-Ford Griffin, OF	CB (2), ABCA (2)
	Ray Revak, P	BA (FR-2)		Matt Lynch, P	CB (FR), BA (FR-3)
1985	Frank Fazzini, OF	ABCA, BA, TSN (2)		Daniel Hodges, P	CB (FR-HM)
	Doug Little, P	BA (2), ABCA (3)	2001	John-Ford Griffin, OF	BW, CB, BA, NCBWA, ABCA
	Luis Alicea, 2B	BA (3)		Tony Richie, C	CB (FR)
	Richie Lewis, P	BA (FR)		Trent Peterson, P	CB (FR-HM)
	Barry Blackwell, C	BA (FR)		Jeff Probst, IF	CB (FR-HM)
1986	Luis Alicea, 2B	BA, TSN, ABCA (2)	2002	Ryan Barthelemy, 3B	BW, CB, ABCA, NCBWA (2), BA (3)
	Mike Loynd, P	ABCA, BA		Stephen Drew, SS	BA (2), BA (FR), CB (FR)
	Richie Lewis, P	BA		Tony Richie, C	BA (1), CB (3), NCBWA (3)
	Bien Figueroa, SS	BA (2)		Matt Lynch, P	CB (2), BW (2), ABCA (2)
	Paul Sorrento, OF	BA (2)	2003	Tony Richie, C	BW (2), CB (2), ABCA (2), NCBWA (3)
1987	Richie Lewis, P	BA, TSN, ABCA (2)		Trent Peterson, P	CB (2), ABCA (2)
	Ed Fulton, C	BA (3), ABCA (3)		Stephen Drew, SS	BA (3), CB (3)
1988	Ricky Kimball, P	BA (FR)		Daniel Davidson, P	CB (3)
1989	Allen Bevis, 2B	BA (FR-2)		Daniel Hodges, P	ABCA (2)
	Pedro Grifol, C	BA (FR-2)		Mark Sauls, P	CB (FR)
1990	Brad Gregory, P	ABCA (2)		Eddy Martinez-Esteve, 3B	CB (FR)
	Gar Finnvolvold, P	BA (2)	2004	Ryne Malone, INF	CB (FR)
	Marc Ronan, P	BA (2)		Brian Schultz, P	CB (FR)
	Roger Bailey, P	BA (FR-2)		Eddy Martinez-Esteve, 3B/OF	ABCA, BA, CB, NCBWA
	Chris Roberts, OF	BA (FR-2)		Stephen Drew, SS	BA (2), ABCA (3), CB (3), NCBWA (3)
1991	Pedro Grifol, C	ABCA, BA	2005	Shane Robinson, OF	BA, ABCA, NCBWA, CB
	Eduardo Perez, 1B	ABCA (2), BA (3)		Tyler Chambliss, P	NCBWA (3)
	Chris Roberts, OF	BA (3)			
1992	Chris Roberts, OF	BA, ABCA (2)			
	Roger Bailey, P	BA (2), ABCA (3)			



# NATIONAL AWARD WINNERS

YR	PLAYER, POS.	TEAMS MADE
2006	Shane Robinson, OF Tyler Chambliss, P Buster Posey, SS	CB (3), NCBWA (2), CBF NCBWA (3) CB (FR)
2007	Tony Thomas, Jr., 2B  Bryan Henry, P  Buster Posey, C Mark Hallberg, SS Jason Stidham, 3B	CB, R, NCBWA, ABCA, BA CB, ABCA, R (2), NCBWA (3), BA (3) CB, BA (2), ABCA (3) ABCA (3) CB (FR), R (FR), BA (2-FR)
2008	Buster Posey, C Matt Faircl, P Stuart Tapley, 3B Tyler Holt, OF Mike McGee, UT	ABCA, BA, CB, NCBWA, R NCBWA (2) CB (FR), R (FR), NCBWA (2-FR) NCBWA (2-FR) R (FR), NCBWA (2-FR)
2009	Stephen Cardullo, SS Tyler Holt, OF Mike McGee, UT Sean Gilmartin, P	BA BA (2), CB (2), NCBWA (2) BA (2), NCBWA (3) NCBWA (2), CB (3), ABCA (3), BA (FR), R (FR)
2010	Mike McGee, UT Mike McGee, RP Tyler Holt, OF	BA, NCBWA CB (3) BA (2), CB (2)
2011	Sean Gilmartin, P James Ramsey, OF	BA, CB, NCBWA, ABCA (2) ABCA (3), BA (3), NCBWA (3)
2012	Robert Benincasa, P Jayce Boyd, 1B James Ramsey, OF Devon Travis, 2B Mike Compton, P Brandon Leibrandt, P	BA, NCBWA, PG, CB (3) ABCA, PG, CB (2), NCBWA (2) ABCA, BA, CB, NCWA, PG CB (2) CB (FR), NCBWA (FR), BA (2-FR), PG (2-FR) BA (FR), CB (FR), PG (FR)

**KEY:** ABCA-American Baseball Coaches Association, BA-Baseball America, TSN-The Sporting News, FR-Freshman All-America Team, NCBWA-National Collegiate Baseball Writers Association, HM-Honorable Mention, CB-Collegiate Baseball, BW-Baseball Weekly, R-Rivals.com, PG-Perfect Game.

## ACADEMIC ALL-AMERICANS

(Selected by the College Sports Information Directors of America)

Greg Gromek, SS	1970 (1), 1971 (1)
Carl Gromek, P	1970 (1)
Dick Nichols, INF	1970 (2)
Danny O'Brien, P	1975 (1)
Tommy Zoeller, 1B	1985 (3)
Gar Finnvoid, P	1989 (1)
Matt Diaz, OF	1999 (3)
Buster Posey, C	*2008 (1)
James Ramsey, OF	2011 (1), *2012 (1)

\* named Academic All-America of the Year



Rawlings Gold Glove Award

## NATIONAL PLAYER/PITCHER OF THE YEAR

1977	Terry Kennedy, C	Sporting News
1981	Mike Fuentes, OF	Golden Spikes Award
1982	Jeff Ledbetter, 1B/P	Sporting News, Baseball America
1986	Mike Loynd, P	Golden Spikes Award, Baseball America
1997	J.D. Drew, OF	Collegiate Baseball, Baseball America, Sporting News, Dick Howser Award, American Baseball Coaches Association, Golden Spikes Award
2005	Shane Robinson, OF	Collegiate Baseball
2007	Tony Thomas, Jr., 2B	Collegiate Baseball, Rivals.com
2008	Buster Posey, C	ABCA, Baseball America, Brooks Wallace Award, Collegiate Baseball, Dick Howser Trophy, Golden Spikes Award, Johnny Bench Award, Rivals.com
2012	James Ramsey, OF	American Baseball Coaches Association



Johnny Bench & Buster Posey

## NATIONAL ROOKIE OF THE YEAR

1998	Matt Diaz, OF	The Sporting News
1999	Blair Varnes, P	Collegiate Baseball
2002	Stephen Drew, SS	Baseball America
2009	Sean Gilmartin, P	NCBWA - Pitcher

## JOHN OLERUD TWO-WAY PLAYER OF THE YEAR

2010	Mike McGee	Outfield/Pitcher
------	------------	------------------

## RAWLINGS GOLD GLOVE AWARD

2008	Buster Posey	Catcher
2009	Tyler Holt	Outfield
2012	Sherman Johnson	Third Base



# ACC ACCOLADES

## 1992

UT Chris Roberts - JR	FT
OF Ty Mueller - JR	ST
P Roger Bailey - JR	ST
P Tim Davis - SR	ST

## 1993

P Paul Wilson - SO	ST
DH Mike Schmitz - JR	ST

## 1994

2B Mickey Lopez - SO	FT
P Paul Wilson - JR	FT
1B Doug Mientkiewicz - SO	ST
SS Link Jarrett - SR	ST
C Mike Martin, Jr. - JR	ST
P Jonathan Johnson - SO	ST

## 1995

P Jonathan Johnson - JR	FT
1B Doug Mientkiewicz - JR	ST
2B Mickey Lopez - JR	ST
OF Randy Hodges - SR	ST
P David Yocum - SO	ST
P Phil Olson - JR	ST

## 1996

2B Scott Zech - JR	FT
SS Brooks Badeaux - SO	FT
OF J.D. Drew - SO	FT
OF Jeremy Morris - JR	FT
P Chuck Howell - JR	ST

## 1997

OF J.D. Drew - JR	FT
OF Jeremy Morris - SR	FT
P Randy Choate - JR	FT
2B Scott Zech - SR	ST
3B Geoff Sprague - SR	ST
P Zach Diaz - SO	ST

## 1998

OF Brian Cox - SR	FT
C Jeremy Salazar - SR	FT
OF Matt Diaz - FR	ST
P Jon McDonald - R-FR	ST

## 1999

2B Marshall McDougall - JR	FT
OF Matt Diaz - SO	FT
P Chris Chavez - SR	FT
P Nick Stocks - SO	FT
3B Kevin Cash - JR	ST
P Jon McDonald - R-SO	ST

## 2000

OF Chris Smith - SO	FT
UT Marshall McDougall - SR	FT
DH John Ford-Griffin - SO	FT
P Mike Ziegler - JR	FT
1B Ryan Barthelemy - SO	ST

## 2001

1B Ryan Barthelemy - JR	FT
OF John Ford-Griffin - JR	FT
SP Blair Varnes - JR	FT
OF Karl Jernigan - SR	ST
SP Matt Lynch - SO	ST
RP Justin Lord - JR	ST

## 2002

3B Ryan Barthelemy - SR	FT
C Tony Richie - SO	FT
SP Matt Lynch - JR	FT
1B Jerrod Brown - JR	ST
SS Stephen Drew - FR	ST
OF Tony McQuade - SO	ST
OF Nick Rogers - SR	ST

## 2003

SS Stephen Drew - SO	FT
OF Tony McQuade - JR	FT
P Trent Peterson - JR	FT
1B Jerrod Brown - SR	ST
C Tony Richie - JR	ST
P Daniel Davidson - SR	ST
P Daniel Hodges - SR	ST
P Matt Lynch - SR	ST

## 2004

SS Stephen Drew - JR	FT
OF Eddy Martinez-Esteve - SO	FT
2B Bryan Zech - SR	ST
P Rhett James - SR	ST
INF Ryne Malone - FR	ST

## 2005

P Bryan Henry - SO	FT
OF Shane Robinson - SO	FT
P Tyler Chambliss - SO	ST
C Aaron Cheesman - R-SR	ST
P Kevin Lynch - SR	ST
1B Ryne Malone - SO	ST

## 2006

P Bryan Henry - JR	FT
OF Shane Robinson - JR	FT
P Tyler Chambliss - JR	ST

## 2007

SS Mark Hallberg - JR	FT
P Bryan Henry - SR	FT
C Buster Posey - SO	FT
OF Jack Rye - JR	FT
3B Jason Stidham - FR	FT
2B Tony Thomas, Jr. - JR	FT
OF Mark Gildea - R-SO	ST

## 2008

C Buster Posey - JR	FT
OF Jack Rye - SR	FT
P Elih Villanueva - JR	FT
SS Tony Delmonico - JR	ST
P Matt Fairel - SO	ST

## 2009

OF Tyler Holt - SO	FT
P Sean Gilmartin - FR	FT
SS Stephen Cardullo - JR	ST
UT Mike McGee - SO	ST
2B Jason Stidham - JR	ST

## 2010

OF Tyler Holt - SO	FT
UT Mike McGee - SO	FT

## 2011

2B Devon Travis - SO	FT
OF James Ramsey - JR	FT
UT Mike McGee - JR	FT
P Sean Gilmartin - JR	FT
C Rafael Lopez - SR	ST
RP Daniel Bennett - SR	ST

## 2012

RP Robert Benincasa	FT
1B Jayce Boyd	FT
OF James Ramsey	FT
2B Devon Travis	FT
SP Mike Compton	ST

FT- First Team; ST-Second Team

## ACC PLAYER OF THE YEAR

1997 J.D. Drew	OF
2001 John Ford-Griffin	OF
2007 Tony Thomas, Jr.	2B
2008 Buster Posey	C
2012 James Ramsey	OF

## ACC PITCHER OF THE YEAR

2007 Bryan Henry	RHP
------------------	-----

## ACC COACH OF THE YEAR

Mike Martin	1996, 1998, 1999, 2001, 2007, 2009, 2012
-------------	---





# ACC ACCOLADES

## ALL-ACC ACADEMIC TEAM

### 2006 (6)

Bryan Henry	JR	RHP
Michael Hyde	JR	RHP
Buster Posey	FR	SS
Jack Rye	SO	OF
Ryan Strauss	SO	OF
Luke Tucker	JR	RHP

### 2007 (7)

Travis Anderson	SR	OF
Mark Gildea	SO	OF
Mark Hallberg	JR	SS
Bryan Henry	SR	RHP
Michael Hyde	SR	RHP
Tommy Oravetz	SO	UT
Buster Posey	SO	C

### 2008 (6)

Matt Fairrel	SO	P
Tommy Oravetz	JR	DH
Buster Posey	JR	C
Jack Rye	SR	OF
Ryan Strauss	SR	P
Stuart Tapley	FR	3B

### 2009 (2)

Tyler Holt	SO	OF
Tommy Oravetz	SR	DH

### 2010 (6)

Tyler Everett	JR	P
John Gast	JR	P
Tyler Holt	JR	OF
James Ramsey	SO	OF
Devon Travis	FR	2B
Stuart Tapley	JR	DH

### 2011 (4)

Robert Benincasa	SO	P
Parker Brunelle	SR	C
James Ramsey	JR	OF
Devon Travis	SO	2B

### 2012 (9)

Robert Benincasa	JR	P
Mike Compton	FR	P
Brandon Leibrandt	FR	P
Stephen McGee	SO	C
Peter Miller	SO	P
Seth Miller	JR	OF
James Ramsey	SR	OF
Gage Smith	SO	P
Devon Travis	JR	2B

## ACC SCHOLAR ATHLETE OF THE YEAR

2008	Buster Posey	JR	C
2011	James Ramsey	JR	OF
2012	James Ramsey	SR	OF

## ACC ACADEMIC HONOR ROLL

### FIVE-TIME HONOREE

Aaron Cheesman	2001, 2002, 2003, 2004, 2005
Parker Brunelle	2008, 2009, 2010, 2011, 2012
Chris Whidden	1999, 2000, 2001, 2002, 2003

### FOUR-TIME HONOREE

James Ramsey	2009, 2010, 2011, 2012
Eric Roman	1999, 2000, 2001, 2002
Jack Rye	2005, 2006, 2007, 2008
Mark Sauls	2003, 2004, 2005, 2006
Ryan Strauss	2005, 2006, 2007, 2008

### THREE-TIME HONOREE

Ryan Barthelemy	2000, 2001, 2002
John Bentley	1999, 2000, 2001
Zach Diaz	1996, 1998, 1999
Tyler Everett	2008, 2009, 2010
Christopher Ginn	1998, 1999, 2001
Bryan Henry	2005, 2006, 2007
Michael Hyde	2005, 2006, 2007
Matt Lynch	2000, 2001, 2002
Ruairi O'Connor	2007, 2008, 2009
Tommy Oravetz	2007, 2008, 2009
Buster Posey	2006, 2007, 2008
Josh Spivey	2005, 2006, 2007
Blair Varnes	2000, 2001, 2002
Nick Whidden	1999, 2000, 2001

### TWO-TIME HONOREE

Travis Anderson	2006, 2007
Brooks Badeaux	1997, 1998
Michael Bell	1994, 1995
Robert Benincasa	2011, 2012
Stephen Cardullo	2008, 2009
Michael Chevalier	2001, 2002
Charles Cleveland	2005, 2006
Matt Diaz	1998, 1999
Matt Fairrel	2007, 2008
Evan Geist	2011, 2012
Mark Gildea	2005, 2007
Justin Gonzalez	2010, 2011
Chris Hart	1999, 2003
Terrence Henderson	1997, 1998
Tyler Holt	2009, 2010
Rhett James	2003, 2004
Link Jarrett	1993, 1994
Trent Jarvis	2004, 2007
Brandon Johnson	2011, 2012
Marc Lamacchia	2002, 2003
Blair McCaleb	2001, 2002
Stephen McGee	2010, 2011
Peter Miller	2011, 2012
Seth Miller	2011, 2012
Sean O'Brien	2011, 2012
Phil Olson	1993, 1995
Shane Robinson	2004, 2006
Michael Smalley	1998, 1999
Gage Smith	2010, 2012
Stuart Tapley	2008, 2010
Devon Travis	2010, 2011
Luke Tucker	2006, 2007
Ryan Vigue	2008, 2009
Matt Woodward	1995, 1998

### ONE-TIME HONOREE

Blake Balkcom	2003
Tye Buckley	2011
Brian Busch	2012
Brian Chambers	2007
Mike Compton	2012
Ohmed Danesh	2010
Josh Delph	2012
Daniel Diaz	2006
Michael DiBlasi	1999
Danny Dichter	1993
J.D. Drew	1997
John Gast	2008
Sean Gilmartin	2010
Caleb Graham	2007
Brett Groves	2000
Mark Hallberg	2007
Lee Howard	2012
Scott Hudson	1997
Sherman Johnson	2011
Brian Kelley	2005
Brian Kraft	2000
Kevin Krietemeyer	1993
William Lawrence	1993
Brandon Leibrandt	2012
Justin Lord	2001
Rafael Lopez	2011
Kevin Lynch	2005
Corben Madden	2010
Ryne Malone	2006
Neil Malpass	2006
Brent Marsh	2006
Mike Martin, Jr.	2005
Mike McGee	2011
Tony McQuade	2001
Gary Merians	2012
Justin Miller	2002
Kyle Mulligan	1997
Kyle Patrick	2003
Mark Peterson	2008
Jack Posey	2008
Jordan Priddle	2012
Bobby Rauh	2007
Derek Reams	1993
Rocky Roquet	2002
Sam Scott	1999
Chad Sheffer	1993
Scott Sitz	2011
Richie Smith	2002
Nick Stocks	1999
Clint Thigpen	1999
Scott Thorson	2007
David Trexler	2010
Dean Vinson	1995
Colby Weaver	1994
Luke Weaver	2012
Ryan West	2000
Tyson Young	2010

## ACC WEAVER-JAMES-CORRIGAN POSTGRADUATE SCHOLARSHIP AWARD RECIPIENTS

Matt Lynch~	2003
Aaron Cheesman	2005

~ denotes honorary award recipient



# 17 CONFERENCE CHAMPIONSHIPS ~ 6 STRAIGHT ACC ATLANTIC DIVISION TITLES

## ACC ACCOLADES / ACC STANDINGS

### ACC PLAYER/PITCHER OF THE WEEK

<b>1992</b>	Chris Roberts, P (2); Roger Bailey, P; Nandy Serrano, 3B
<b>1993</b>	Paul Wilson, P (3); Mike Martin, Jr., P; John Wasdin, P
<b>1994</b>	Jonathan Johnson, P; Paul Wilson, P (3)
<b>1995</b>	Mike Bell, P; Charlie Cruz, P; Chuck Howell, P; Jonathan Johnson, P; Doug Mientkiewicz, 1B; David Yocum, P (2)
<b>1996</b>	Zach Diaz, P; J.D. Drew, CF (3); Scooby Morgan, P/DH; Jeremy Morris, LF (2)
<b>1997</b>	Randy Choate, P (2); J.D. Drew, OF (3); Jeremy Morris, OF (2); Randy Niles, P
<b>1998</b>	Chris Chavez, P; Brian Cox, CF (3); Wes Crawford, P; Terry Henderson, DH; Jon McDonald, P; Jeremy Salazar, C; Nick Stocks, P
<b>1999</b>	Chris Chavez, P; Matt Diaz, OF (3); Jeremiah Klosterman, C; Marshall McDougall, 2B (3); Nick Stocks, P
<b>2000</b>	John-Ford Griffin, OF; Jon McDonald, P; Mike Ziegler, P (3); Marshall McDougall, 2B (2)
<b>2001</b>	John-Ford Griffin, OF (2); Ryan Barthelemy, 1B; Karl Jernigan, OF; Blair Varnes, P
<b>2002</b>	Stephen Drew, SS; Matt Lynch, P; Tony Richie, C
<b>2003</b>	Daniel Davidson, P (2); Blake Balkcom, OF; Daniel Hodges, P; Tony McQuade, OF; Tony Richie, C
<b>2004</b>	Gibbs Chapman, INF; Eddy Martinez-Esteve, 3B/OF (2); Stephen Drew, SS
<b>2005</b>	Shane Robinson, OF; Ryne Malone, 1B; Barret Browning, P; Bryan Henry, P; Mark Sauls, P
<b>2006</b>	Bryan Henry, P; Dennis Guinn, 1B; Tyler Chambliss, P; Barret Browning, P
<b>2007</b>	Bryan Henry, P (2); Buster Posey, C; Brandon Reichert, 1B; Danny Rosen, P; Jason Stidham, 3B; Tony Thomas, Jr., 2B (3)
<b>2008</b>	Matt Farel, P; Dennis Guinn, 1B (2); Mike McGee, OF; Buster Posey, C; Ryan Strauss, P
<b>2009</b>	Tyler Holt, OF; Stephen Cardullo, SS; Jason Stidham, 2B; Tommy Oravetz, DH
<b>2010</b>	Sherman Johnson, 3B; Stephen Cardullo, SS; Tyler Holt, OF (2)
<b>2011</b>	James Ramsey, OF; Mike McGee, UT (2); Sean Gilmartin, P (3)
<b>2012</b>	James Ramsey, OF; Justin Gonzalez SS

<b>1992</b>	<b>ACC</b>	<b>OVERALL</b>
Clemson	19-5	50-14
<b>Florida State</b>	<b>16-7</b>	<b>49-21</b>
NC State	15-9	46-18
Georgia Tech	14-9	45-19
Duke	12-12	38-16
Wake Forest	11-13	36-22
North Carolina	8-16	31-27
Maryland	7-15	27-28-1
Virginia	3-19	21-30

<b>1993</b>	<b>ACC</b>	<b>OVERALL</b>
Georgia Tech	16-6	47-14
NC State	15-7	49-17
<b>Florida State</b>	<b>14-9</b>	<b>46-19</b>
North Carolina	13-10	43-20
Clemson	11-11	45-20
Duke	11-13	39-19-1
Wake Forest	9-13	31-22
Virginia	7-15	21-30
Maryland	5-17	24-29

<b>1994</b>	<b>ACC</b>	<b>OVERALL</b>
Clemson	20-4	57-18
Georgia Tech	16-8	50-17
Duke	16-8	33-20
<b>Florida State</b>	<b>14-9</b>	<b>53-22</b>
NC State	13-11	46-18-1
North Carolina	10-13	34-21
Wake Forest	10-14	37-20
Maryland	6-18	24-29-1
Virginia	2-22	20-34

<b>1995</b>	<b>ACC</b>	<b>OVERALL</b>
Clemson	20-4	54-14
<b>Florida State</b>	<b>16-7</b>	<b>53-16</b>
Georgia Tech	16-8	38-22
North Carolina	14-10	39-23
Wake Forest	13-11	34-24
NC State	12-12	36-24
Virginia	8-15	26-29
Duke	4-20	30-27
Maryland	4-20	20-37

<b>1996</b>	<b>ACC</b>	<b>OVERALL</b>
<b>Florida State</b>	<b>19-5</b>	<b>52-17</b>
Clemson	17-7	51-17
Georgia Tech	13-11	40-24
NC State	13-11	42-19
Virginia	11-13	44-21
North Carolina	11-13	33-25
Duke	9-14	39-18
Wake Forest	7-16	26-32
Maryland	7-17	24-27

<b>1997</b>	<b>ACC</b>	<b>OVERALL</b>
Georgia Tech	19-4	46-15
<b>Florida State</b>	<b>18-6</b>	<b>50-17</b>
NC State	15-8	43-20
Clemson	13-10	41-23
Wake Forest	10-13	37-20
Virginia	10-13	32-22
Duke	9-14	33-25
North Carolina	6-18	29-31
Maryland	5-19	22-32

<b>1998</b>	<b>ACC</b>	<b>OVERALL</b>
<b>Florida State</b>	<b>18-4</b>	<b>53-20</b>
Georgia Tech	14-9	41-22
Clemson	14-9	43-16
NC State	12-9	41-23
Wake Forest	13-10	43-23
North Carolina	13-10	42-23
Duke	8-15	38-20
Maryland	5-18	26-30-1
Virginia	5-18	28-26-1

<b>1999</b>	<b>ACC</b>	<b>OVERALL</b>
<b>Florida State</b>	<b>22-2</b>	<b>57-14</b>
Wake Forest	16-7	47-16
Clemson	13-10	42-27
North Carolina	13-10	41-18
Georgia Tech	12-12	38-20
NC State	11-13	37-25
Virginia	8-15	21-35
Maryland	6-17	23-33-1
Duke	4-18	24-31

<b>2000</b>	<b>ACC</b>	<b>OVERALL</b>
Georgia Tech	18-6	50-16
Clemson	17-7	51-18
<b>Florida State</b>	<b>15-9</b>	<b>53-19</b>
Wake Forest	14-10	41-20-1
North Carolina	12-12	46-17
NC State	10-14	30-28
Virginia	10-14	26-31-1
Maryland	7-17	24-33
Duke	5-19	17-41

<b>2001</b>	<b>ACC</b>	<b>OVERALL</b>
<b>Florida State</b>	<b>20-4</b>	<b>47-19</b>
Clemson	17-7	41-22
Wake Forest	16-8	44-18
Georgia Tech	13-11	41-20
Duke	10-13	23-33
North Carolina	9-15	31-26
Virginia	9-15	25-31
NC State	9-15	32-29
Maryland	4-19	17-37

<b>2002</b>	<b>ACC</b>	<b>OVERALL</b>
<b>Florida State</b>	<b>18-6</b>	<b>60-14</b>
Wake Forest	17-6	47-13-1
North Carolina	17-7	43-21
Clemson	16-8	54-17
Georgia Tech	14-9	52-16
Virginia	8-16	25-32
NC State	7-17	33-26
Maryland	6-18	34-23
Duke	4-20	24-34

<b>2003</b>	<b>ACC</b>	<b>OVERALL</b>
<b>Florida State</b>	<b>19-5</b>	<b>54-13-1</b>
Georgia Tech	17-7	44-18
NC State	15-9	45-18
Clemson	15-9	39-22
North Carolina	13-11	42-23
Virginia	11-12	29-25
Wake Forest	8-15	29-24
Maryland	6-17	20-33
Duke	2-21	18-36



# ACC STANDINGS

2004	ACC	OVERALL
Georgia Tech	18-5	44-21
Virginia	18-6	44-15
<b>Florida State</b>	<b>16-8</b>	<b>45-23</b>
North Carolina	14-10	43-21
Clemson	14-10	39-26
NC State	11-12	36-24
Duke	8-16	25-31
Wake Forest	4-20	17-33
Maryland	4-20	22-34

2005	ACC	OVERALL
Georgia Tech	22-8	45-19
Clemson	21-9	43-23
Miami	19-10-1	41-19-1
<b>Florida State</b>	<b>19-11</b>	<b>53-20</b>
North Carolina	17-10-1	41-19-1
NC State	17-13	41-19
Virginia	14-14	41-20
Wake Forest	12-18	28-30
Virginia Tech	7-19	23-28
Maryland	7-23	25-31
Duke	5-25	14-39

2006	ACC	OVERALL
<b>ATLANTIC</b>		
Clemson	24-6	53-16
<b>Florida State</b>	<b>16-13</b>	<b>44-21</b>
NC State	16-13	40-23
Wake Forest	16-13	33-22
Boston College	9-21	28-25-1
Maryland	8-22	26-30

COASTAL	ACC	OVERALL
North Carolina	22-8	54-15
Virginia	21-9	47-15
Georgia Tech	19-11	50-18
Miami	17-13	42-24
Duke	6-24	14-40
Virginia Tech	4-25	20-33

2007	ACC	OVERALL
<b>ATLANTIC</b>		
<b>Florida State</b>	<b>21-6</b>	<b>45-13</b>
Clemson	18-12	41-23
NC State	16-14	38-23
Wake Forest	14-16	34-29
Boston College	12-17	24-27-1
Maryland	7-23	23-30

COASTAL	ACC	OVERALL
North Carolina	21-9	57-16
Virginia	19-9	45-16
Miami	17-13	37-24
Georgia Tech	15-14	32-25
Duke	8-22	29-25
Virginia Tech	7-23	23-31

2008	ACC	OVERALL
<b>ATLANTIC</b>		
<b>Florida State</b>	<b>24-6</b>	<b>54-14</b>
NC State	18-11	42-22
Wake Forest	13-16	25-31
Clemson	11-18-1	31-27-1
Maryland	9-21	30-26
Boston College	9-21	26-27

COASTAL	ACC	OVERALL
Miami	23-5	53-11
North Carolina	22-7	54-14
Georgia Tech	16-14	41-21
Virginia	15-15	39-23
Duke	10-18-1	37-18-1
Virginia Tech	6-24	23-31

2009	ACC	OVERALL
<b>ATLANTIC</b>		
<b>Florida State</b>	<b>19-9</b>	<b>45-18</b>
Clemson	19-11	44-22
Boston College	13-15	34-26
NC State	10-20	25-31
Maryland	10-20	27-27
Wake Forest	6-24	22-30

COASTAL	ACC	OVERALL
North Carolina	19-10	48-18
Georgia Tech	17-10-1	38-19-1
Miami	18-12	38-22
Virginia	16-11-1	49-15-1
Duke	15-15	35-24
Virginia Tech	12-17	32-21

2010	ACC	OVERALL
<b>ATLANTIC</b>		
<b>Florida State</b>	<b>18-12</b>	<b>48-20</b>
Clemson	18-12	45-25
NC State	15-15	38-24
Boston College	14-16	30-28
Wake Forest	8-22	18-37
Maryland	5-25	17-39

COASTAL	ACC	OVERALL
Virginia	23-7	51-14
Georgia Tech	21-9	47-15
Miami	20-10	43-20
Virginia Tech	16-14	40-22
North Carolina	14-16	38-22
Duke	8-22	29-27

2011	ACC	OVERALL
<b>ATLANTIC</b>		
<b>Florida State</b>	<b>19-11</b>	<b>46-19</b>
Clemson	17-13	43-20
NC State	15-15	35-27
Wake Forest	15-15	25-31
Boston College	7-22	17-33
Maryland	5-25	21-35

COASTAL	ACC	OVERALL
Virginia	22-8	56-12
Georgia Tech	22-8	42-21
North Carolina	20-10	51-16
Miami	19-10	38-23
Virginia Tech	11-19	30-25
Duke	7-23	26-30

2012	ACC	OVERALL
<b>ATLANTIC</b>		
<b>Florida State</b>	<b>24-6</b>	<b>50-17</b>
NC State	19-11	43-20
Clemson	16-14	35-28
Wake Forest	13-17	33-24
Maryland	10-20	32-24
Boston College	10-20	22-33

COASTAL	ACC	OVERALL
North Carolina	22-8	46-16
Virginia	18-12	39-19-1
Miami	16-14	36-23
Georgia Tech	12-18	38-26
Virginia Tech	11-19	34-21
Duke	9-21	21-34



# ALL-TIME ACC TOURNAMENT RESULTS

## ALL-TIME CONFERENCE TOURNAMENT RESULTS

### ATLANTIC COAST CONFERENCE

YR	SITE	CHAMPION	OUTSTANDING PLAYER
1992	Greenville, SC	Clemson	Matt Donahue, NC State
1993	Greenville, SC	NC State	Jeff Morris, Clemson
1994	Greenville, SC	Clemson	Shane Monahan, Clemson
1995	Greenville, SC	Florida State	Jonathan Johnson, Florida State
1996	Durham, NC	Virginia	Seth Greisinger, Virginia
1997	St. Petersburg, FL	Florida State	Jeremy Morris, Florida State
1998	Durham, NC	Wake Forest	John Hendricks, Wake Forest
1999	Durham, NC	Wake Forest	Andrew Riepe, Wake Forest
2000	Fort Mill, SC	Georgia Tech	Jason Basil, Georgia Tech
2001	Fort Mill, SC	Wake Forest	Dave Bush, Wake Forest
2002	St. Petersburg, FL	Florida State	Stephen Drew, Florida State
2003	Salem, VA	Georgia Tech	Brian Burks, Georgia Tech
2004	Salem, VA	Florida State	Shane Robinson, Florida State
2005	Jacksonville, FL	Georgia Tech	Tyler Greene, Georgia Tech
2006	Jacksonville, FL	Clemson	Tyler Colvin, Clemson
2007	Jacksonville, FL	North Carolina	Josh Horton, North Carolina
2008	Jacksonville, FL	Miami	Dave DiNatale, Miami
2009	Durham, NC	Virginia	Dan Grovatt, Virginia
2010	Greensboro, NC	Florida State	Harold Riggins, NC State
2011	Durham, NC	Virginia	Steven Proscia, Virginia
2012	Greensboro, NC	Georgia Tech	Jake Davies, Georgia Tech

### METRO CONFERENCE

YR	SITE	CHAMPION	OUTSTANDING PLAYER
1976	Memphis, TN	Memphis State	Ron McNeely, Memphis State
1977	Memphis, TN	Florida State	Terry Kennedy, Florida State
1978	Tallahassee	Memphis State	Terry Pressgrove, Memphis State
1979	Tallahassee	Tulane	Ken Francingues, Tulane
1980	Tallahassee	Florida State	Mike Fuentes, Florida State
1981	Tallahassee	Florida State	Mike Fuentes, Florida State
1982	Tallahassee	Tulane	Eric Lane, Tulane
1983	Tallahassee	Florida State	Danny Dowell, Florida State
1984	Tallahassee	Florida State	Jody Reed, Florida State
1985	Tallahassee	Florida State	Richie Lewis, Florida State
1986	Tallahassee	Florida State	Mike Loynd, Florida State
1987	Columbia, SC	Florida State	Ed Porcelli, Florida State
1988	Tallahassee	Florida State	Edwin Alicea, Florida State
1989	Columbia, SC	Florida State	Sedgwick McCollum, USM
1990	Hattiesburg, MS	Florida State	Allen Bevis, Florida State
1991*	Salem, VA	Florida State	Ty Mueller, Florida State
		Southern Miss	

\*Title game rained out. FSU and USM declared co-champions.

### FSU ALL-TOURNAMENT MVP (ACC: 1992-PRESENT; METRO 1977-1991)

Terry Kennedy	1977	Jeremy Morris	1997
Mike Fuentes	1980, 1981	Stephen Drew	2002
Danny Dowell	1983	Shane Robinson	2004
Jody Reed	1984		
Richie Lewis	1985		
Mike Loynd	1986		
Ed Porcelli	1987		
Edwin Alicea	1988		
Allen Bevis	1990		
Ty Mueller	1991		
Jonathan Johnson	1995		

## ALL-TOURNAMENT TEAMS (ACC: 1992-PRESENT; METRO 1977-1991)

### METRO

1977	Chip Bifano	OF
	Joe Hicks	INF
	Terry Kennedy	C
	Larry Jones	P

1978	Ron Traylor	OF
	Bob Benda	INF
	David Mobley	INF
	Brooks Carey	P

1979	Mike Fuentes	OF
	Bruce Huff	OF
	Craig Patterson	INF
	Jeff Ledbetter	DH

1980	Mike Fuentes	OF
	Lionel Martinez	INF
	Rick Figueredo	INF
	Ken Fischer	P

1981	Mike Fuentes	OF
	Mike Yastrzemski	OF
	Joe Licata	OF
	Jeff Ledbetter	INF
	Lionel Martinez	INF
	Don DeLoach	INF
	Craig Ramsey	C
	Rick Hatcher	P

1982	Jeff Ledbetter	OF
	Chris Cawthon	OF
	Jamey Shouppe	P

1983	Frank Fazzini	OF
	Mike Yastrzemski	OF
	Rick Figueredo	INF
	Jody Reed	INF
	Mark Barineau	INF
	Danny Dowell	C
	Jeff Gray	P
	David Smalley	P

1984	Paul Sorrento	OF
	Eric Mangham	OF
	Luis Alicea	INF
	Jody Reed	INF
	Jeff Gray	P
	Doug Little	P
	Vince Calandra	DH

1985	Frank Fazzini	OF
	Paul Sorrento	OF
	Vince Calandra	INF
	Jimmy Jones	INF
	Doug Little	P
	Richie Lewis	P

1986	Paul Sorrento	OF
	Luis Alicea	INF
	Mike Loynd	P

1987	Deion Sanders	OF
	Edwin Alicea	INF
	Jose Marzan	INF
	Barry Blackwell	C
	Ed Porcelli	P
	Richie Lewis	P

1988	Marc Giordano	OF
	Edwin Alicea	INF
	Donny Erickson	INF
	Barry Blackwell	C
	Bret Davis	P

1989	Chris Brock	OF
	Brad Parker	OF
	Bob Reboin	INF
	Rocky Rau	INF
	Brian Gilliland	INF

1990	Allen Bevis	INF
	Eduardo Perez	INF
	Brad Gregory	P
	Buddy Cribb, Jr.	DH

1991	Ty Mueller	OF
	Link Jarrett	INF
	Pedro Grifol	C
	Chris Roberts	P

ACC	1992	Chris Roberts	DH
-----	------	---------------	----

1993	Doug Mientkiewicz	1B
	Mickey Lopez	3B

1994	Randy Hodges	OF
	Scott Zech	OF
	Paul Wilson	SP

1995	Doug Mientkiewicz	1B
	Mickey Lopez	2B
	Jeremy Morris	OF
	Adam Fautot	DH
	Jonathan Johnson	P

1996	J.D. Drew	OF
	Scooby Morgan	P

1997	Jeremy Salazar	C
	Scott Zech	2B
	J.D. Drew	OF
	Jeremy Morris	OF
	Chris Chavez	P
	Randy Choate	P

1998	Jeremy Salazar	C
	Matt Diaz	OF
	Brian Cox	OF

1999	John Ford-Griffin	OF
------	-------------------	----

2000	Marshall McDougall	2B
------	--------------------	----

2001	Tony Richie	C
	John Ford-Griffin	OF

2002	Tony Richie	C
	Stephen Drew	SS
	Ryan Barthelemy	3B
	Matt Lynch	P

2003	Tony Richie	C
	Blake Balkcom	OF

2004	Stephen Drew	SS
	Shane Robinson	OF
	E. Martinez-Esteve	DH/UT
	Mark Sauls	P

2005	Jack Rye	OF
------	----------	----

2006	Travis Anderson	DH
	Danny Diaz	C
	Buster Posey	SS

2007	Tony Thomas, Jr.	2B
------	------------------	----

2008	Buster Posey	C
------	--------------	---

2009	Jason Stidham	2B
	Mike McGee	OF

2010	Tyler Holt	OF
	Stephen Cardullo	SS

2011	Rafael Lopez	C
	Mike McGee	DH/UT
	James Ramsey	OF

2012	Justin Gonzalez	SS
------	-----------------	----



# ALL-TIME ACC TOURNAMENT RESULTS

<b>1992</b>			
<b>GREENVILLE, SC (3-2)</b>			
<b>Sunday, May 10</b>	<b>R</b>	<b>H</b>	<b>E</b>
#6 Wake Forest	1	3	2
#2 Florida State	6	8	0
<b>Monday, May 11</b>			
#2 Florida State	2	10	0
#1 Clemson	5	9	0
<b>Tuesday, May 12</b>			
#2 Florida State	7	12	1
#7 North Carolina	3	8	0
#3 NC State	0	4	1
#2 Florida State	1	4	0
<b>Wednesday, May 13</b>			
#1 Clemson	11	10	0
#2 Florida State	0	7	3
<b>1993</b>			
<b>GREENVILLE, SC (3-2)</b>			
<b>Sunday, May 16</b>	<b>R</b>	<b>H</b>	<b>E</b>
#5 Clemson	6	11	2
#3 Florida State	1	9	0
<b>Monday, May 17</b>			
#3 Florida State	11	12	0
#8 Virginia	2	6	2
<b>Tuesday, May 18</b>			
#1 Georgia Tech	2	8	1
#3 Florida State	5	8	2
<b>Wednesday, May 19</b>			
#3 Florida State	7	9	1
#5 Clemson	5	13	0
<b>Thursday, May 20</b>			
#2 NC State	5	9	0
#3 Florida State	1	10	2
<b>1994</b>			
<b>GREENVILLE, SC (4-2)</b>			
<b>Wednesday, May 18</b>	<b>R</b>	<b>H</b>	<b>E</b>
#5 NC State	6	11	1
#4 Florida State	5	9	0
<b>Thursday, May 19</b>			
#4 Florida State	7	15	1
#8 Maryland	1	5	2
<b>Friday, May 20</b>			
#7 Wake Forest	3	7	4
#4 Florida State	18	22	1
<b>Saturday, May 21</b>			
#4 Florida State	10	13	1
#1 Clemson	4	11	3
#5 NC State	4	8	0
#4 Florida State	7	10	1
<b>Sunday, May 22 – Championship Game</b>			
#4 Florida State	1	5	0
#1 Clemson	4	7	2

<b>1995</b>			
<b>GREENVILLE, SC (5-1)</b>			
<b>Wednesday, May 17</b>	<b>R</b>	<b>H</b>	<b>E</b>
#7 Virginia	0	3	2
#2 Florida State	6	9	0
<b>Thursday, May 18</b>			
#2 Florida State	12	8	3
#6 NC State	6	11	1
<b>Friday, May 19</b>			
#1 Clemson	11	13	1
#2 Florida State	0	3	5
<b>Saturday, May 20</b>			
#2 Florida State	10	12	0
#4 North Carolina	1	7	2
#2 Florida State	12	14	1
#1 Clemson	2	4	2
<b>Sunday, May 21 – Championship Game</b>			
#1 Clemson	2	5	2
#2 Florida State	8	10	1
<b>1996</b>			
<b>DURHAM, NC (4-2)</b>			
<b>Wednesday, May 15</b>	<b>R</b>	<b>H</b>	<b>E</b>
#8 Wake Forest	4	9	3
#1 Florida State	8	15	2
<b>Thursday, May 16</b>			
#1 Florida State	2	6	0
#5 Virginia	3	7	0
<b>Friday, May 17</b>			
#1 Florida State	7	6	1
#7 Duke	3	14	1
<b>Saturday, May 18</b>			
#2 Clemson	1	6	2
#1 Florida State	2	4	0
#5 Virginia	2	8	0
#1 Florida State	8	13	1
<b>Sunday, May 19 – Championship Game</b>			
#1 Florida State	1	2	2
#5 Virginia	12	15	2
<b>1997</b>			
<b>ST. PETERSBURG, FL (5-0)</b>			
<b>Wednesday, May 14</b>	<b>R</b>	<b>H</b>	<b>E</b>
#7 Duke	2	5	1
#2 Florida State	4	6	5
<b>Thursday, May 15</b>			
#3 NC State	3	5	2
#2 Florida State	5	6	1
<b>Friday, May 16</b>			
#2 Florida State	8	11	1
#4 Clemson	4	7	1
<b>Saturday, May 17</b>			
#2 Florida State	12	17	0
#7 Duke	2	9	2

<b>Championship Game</b>			
#4 Clemson	0	2	1
#2 Florida State	10	9	0
<b>1998</b>			
<b>DURHAM, NC (4-2)</b>			
<b>Wednesday, May 13</b>	<b>R</b>	<b>H</b>	<b>E</b>
#9 Virginia	1	5	1
#1 Florida State	4	12	1
<b>Thursday, May 14</b>			
#1 Florida State	14	12	2
#5 Wake Forest	1	7	5
<b>Friday, May 15</b>			
#1 Florida State	13	22	2
#6 North Carolina	11	6	2
<b>Saturday, May 16</b>			
#4 NC State	6	12	2
#1 Florida State	13	13	1
#1 Florida State	1	4	3
#5 Wake Forest	2	8	1
<b>Sunday, May 17 – Championship Game</b>			
#5 Wake Forest	6	13	2
#1 Florida State	3	6	0
<b>1999</b>			
<b>DURHAM, NC (2-2)</b>			
<b>Wednesday, May 19</b>	<b>R</b>	<b>H</b>	<b>E</b>
#8 Maryland	1	4	1
#1 Florida State	4	9	1
<b>Thursday, May 20</b>			
#1 Florida State	7	12	1
#5 Georgia Tech	3	11	2
<b>Friday, May 21</b>			
#2 Wake Forest	4	11	0
#1 Florida State	0	7	2
<b>Saturday, May 22</b>			
#3 Clemson	8	10	0
#1 Florida State	7	9	2
<b>2000</b>			
<b>FORT MILL, SC (2-2)</b>			
<b>Wednesday, May 17</b>	<b>R</b>	<b>H</b>	<b>E</b>
#6 NC State	6	9	2
#3 Florida State	8	10	4
<b>Thursday, May 18</b>			
#3 Florida State	4	6	1
#2 Clemson	8	12	0
<b>Friday, May 19</b>			
#3 Florida State	4	8	3
#5 North Carolina	1	9	0
<b>Saturday, May 20</b>			
#1 Georgia Tech	10	15	1
#3 Florida State	3	8	4

<b>2001</b>			
<b>FORT MILL, SC (3-2)</b>			
<b>Wednesday, May 16</b>	<b>R</b>	<b>H</b>	<b>E</b>
#8 NC State	5	8	7
#1 Florida State	11	7	1
<b>Thursday, May 17</b>			
#1 Florida State	5	14	4
#4 Georgia Tech	6	16	0
(10 innings)			
<b>Friday, May 18</b>			
#2 Clemson	4	7	0
#1 Florida State	5	17	1
<b>Saturday, May 19</b>			
#1 Florida State	15	19	1
#3 Wake Forest	2	5	2
#8 NC State	8	10	0
#1 Florida State	4	10	3
<b>2002</b>			
<b>ST. PETERSBURG, FL (5-0)</b>			
<b>Wednesday, May 22</b>	<b>R</b>	<b>H</b>	<b>E</b>
#9 Duke	7	9	0
#1 Florida State	10	14	0
<b>Thursday, May 23</b>			
#1 Florida State	9	11	3
#4 Clemson	4	7	1
<b>Friday, May 24</b>			
#1 Florida State	5	9	0
#2 Wake Forest	2	8	0
<b>Saturday, May 25</b>			
#5 Georgia Tech	4	6	2
#1 Florida State	7	9	2
<b>Championship Game</b>			
#4 Clemson	1	8	1
#1 Florida State	4	10	0
<b>2003</b>			
<b>SALEM, VA (3-2)</b>			
<b>Thursday, May 22</b>	<b>R</b>	<b>H</b>	<b>E</b>
#9 Duke	0	6	4
#1 Florida State	13	14	0
<b>Friday, May 23</b>			
#1 Florida State	2	10	2
#5 North Carolina	3	10	0
(10 innings)			
<b>Saturday, May 24</b>			
#6 Virginia	0	6	0
#1 Florida State	2	7	0
#1 Florida State	17	18	2
#3 NC State	6	8	3
<b>Sunday, May 25</b>			
#2 Georgia Tech	10	12	2
#1 Florida State	7	7	2



# ALL-TIME ACC TOURNAMENT RESULTS

**2004**  
SALEM, VA (5-1)

Wednesday, May 26	R	H	E
#6 NC State	5	12	0
#3 Florida State	6	11	1

**Thursday, May 27**

#3 Florida State	6	11	2
#7 Duke	3	9	1

**Friday, May 28**

#3 Florida State	4	9	3
#1 Georgia Tech	13	15	1

**Saturday, May 29**

#5 North Carolina	7	12	4
#3 Florida State	8	15	4

(11 innings)

#1 Georgia Tech	7	9	2
#3 Florida State	8	15	4

**Sunday, May 30 – Championship Game**

#3 Florida State	17	20	3
#1 Georgia Tech	5	9	3

**2005**  
JACKSONVILLE, FL (2-2)

Wednesday, May 25	R	H	E
#5 North Carolina	2	9	3
#4 Florida State	3	9	3

(12 innings)

**Thursday, May 26**

#4 Florida State	4	9	0
#1 Georgia Tech	5	10	1

**Friday, May 27**

#8 Wake Forest	3	10	1
#4 Florida State	7	6	2

**Saturday, May 28**

#1 Georgia Tech	18	14	0
#4 Florida State	2	7	4

(7 innings)

**2006**  
JACKSONVILLE, FL (3-2)

Wednesday, May 24	R	H	E
#6 Florida State	2	8	2
#3 Virginia	6	6	0

**Thursday, May 25**

#2 North Carolina	6	11	0
#6 Florida State	7	9	0

**Friday, May 26**

#3 Virginia	0	8	1
#6 Florida State	11	13	0

(7 innings)

**Saturday, May 27**

#6 Florida State	7	10	1
#7 NC State	3	10	1

#7 NC State	8	16	1
#6 Florida State	7	12	1

**2007**  
JACKSONVILLE, FL (1-2)

Wednesday, May 23	R	H	E
#8 Wake Forest	2	7	3
#1 Florida State	11	14	2

**Friday, May 25**

#1 Florida State	3	8	1
#5 Miami	9	11	1

**Saturday, May 26**

#1 Florida State	1	6	1
#4 Clemson	5	10	1

**2008**  
JACKSONVILLE, FL (2-1)

Wednesday, May 21	R	H	E
#7 Wake Forest	3	7	1
#2 Florida State	8	11	1

**Friday, May 23**

#2 Florida State	3	9	1
#6 Virginia	5	11	1

**Saturday, May 24**

#2 Florida State	9	12	0
#3 North Carolina	6	10	2

**2009**  
DURHAM, NC (2-2)

Wednesday, May 20	R	H	E
#8 Boston College	2	9	1
#1 Florida State	7	7	0

**Thursday, May 21**

#1 Florida State	4	6	0
#5 Miami	2	4	2

**Saturday, May 23**

#4 Georgia Tech	9	10	0
#1 Florida State	2	10	1

**Sunday, May 24 - Championship Game**

#6 Virginia	6	8	0
#1 Florida State	3	9	3

**2010**  
GREENSBORO, NC (2-2)

Wednesday, May 26	R	H	E
#5 Florida State	3	6	1
#4 Miami	9	7	2

**Thursday, May 27**

#5 Florida State	11	14	0
#1 Virginia	4	6	0

**Friday, May 28**

#8 Boston College	2	5	1
#5 Florida State	12	15	1

**Sunday, May 30 - Championship Game**

#7 NC State	3	7	1
#5 Florida State	8	12	0

**2011**  
DURHAM, NC (2-2)

Wednesday, May 25	R	H	E
#7 NC State	7	10	0
#2 Florida State	0	4	2

**Thursday, May 26**

#2 Florida State	6	13	0
#6 Clemson	3	10	0

**Saturday, May 28**

#3 Georgia Tech	2	7	2
#2 Florida State	4	7	2

**Sunday, May 29 - Championship Game**

#2 Florida State	2	8	0
#1 Virginia	7	6	2

**2012**  
GREENSBORO, NC (0-3)

Wednesday, May 23	R	H	E
#8 Georgia Tech	5	7	1
#1 Florida State	4	7	0

**Friday, May 25**

#1 Florida State	7	11	2
#5 Clemson	9	11	0

**Saturday, May 26**

#1 Florida State	0	5	2
#4 Virginia	7	12	0

















50 NCAA REGIONAL APPEARANCES ~ 21 COLLEGE WORLD SERIES APPEARANCES

YEAR-BY-YEAR RESULTS

Table with 4 columns: Date, Location, Result, Score. Rows include May 4 Miami W 7-5, May 5 Miami L 5-7, May 9 Virginia Tech L 4-12, etc.

1981 56-23 (10-4 METRO)

Mike Martin, Head Coach
METRO CONFERENCE CHAMPIONS

NCAA REGIONALS
BASEBALL AMERICA - 14TH
COLLEGIATE BASEBALL - 16TH

Table with 4 columns: Date, Location, Result, Score. Rows include Feb 21 Georgia Southern L 2-3, Feb 21 Georgia Southern L 2-5, Feb 22 Georgia Southern W 14-6, etc.

Table with 4 columns: Date, Location, Result, Score. Rows include Apr 28 at Auburn W 7-1, Apr 29 at Auburn W 4-3, May 2 Miami L 2-3, etc.

1982 56-17-1 (9-6 METRO)

Mike Martin, Head Coach

NCAA REGIONALS
BASEBALL AMERICA - 16TH
COLLEGIATE BASEBALL - 22ND

Table with 4 columns: Date, Location, Result, Score. Rows include Feb 13 Georgia State W 23-0, Feb 13 Georgia State W 9-1, Feb 14 Georgia State W 25-11, etc.

Table with 4 columns: Date, Location, Result, Score. Rows include Apr 24 Mercer W 8-1, Apr 30 Flagler W 5-2, May 1 Flagler W 13-1, etc.

1983 55-18-1 (10-4 METRO)

Mike Martin, Head Coach

METRO CONFERENCE CHAMPIONS
NCAA REGIONALS
BASEBALL AMERICA - 7TH
COLLEGIATE BASEBALL - 15TH

Table with 4 columns: Date, Location, Result, Score. Rows include Feb 12 Southern Mississippi W 4-2, Feb 12 Southern Mississippi W 8-4, Feb 16 at Mercer W 22-6, etc.



# 17 CONFERENCE CHAMPIONSHIPS ~ 6 STRAIGHT ACC ATLANTIC DIVISION TITLES

## YEAR-BY-YEAR RESULTS

Apr 30	Georgia State	W	8-3
May 2	at Georgia State	W	10-1
May 2	at Georgia State	L	4-7
May 3	at Georgia State	W	9-7
May 4	at LSU	W	8-2
May 5	at LSU	W	6-3
May 6	at SW Louisiana	W	3-0
May 7	at Tulane	L	5-6
May 8	at Tulane	L	6-8
May 12	Southern Miss<	W	14-7
May 13	Cincinnati<	W	9-2
May 14	Tulane<	W	4-2
May 15	Tulane<	W	9-6
May 27	South Alabama#	W	8-2
May 28	Alabama#	L	5-7
May 29	Miami#	L	5-10

### 1984 55-29 (15-3 METRO)

Mike Martin, Head Coach

METRO CONFERENCE CHAMPIONS

NCAA REGIONALS

Feb 3	South Florida	W	7-6
Feb 4	at Miami	L	4-10
Feb 5	Florida	L	3-8
Feb 10	at South Florida	W	4-3
Feb 11	at South Florida	W	10-6
Feb 12	at South Florida	W	10-8
Feb 14	West Florida	W	7-5
Feb 15	West Florida	W	7-1
Feb 16	Tampa	W	9-5
Feb 17	Tampa	W	7-6
Feb 18	Georgia Tech	W	12-6
Feb 19	Georgia Tech	L	2-15
Feb 21	Jacksonville	W	4-0
Feb 22	Jacksonville	W	13-3
Feb 24	at Miami	Lv	0-7
Feb 25	at Miami	W	5-4
Feb 26	at Miami	W	7-6
Feb 28	Auburn	W	10-4
Feb 29	Auburn	W	12-2
Mar 1	Ball State	W	13-2
Mar 2	Ball State	W	5-1
Mar 3	Ball State	W	12-2
Mar 4	Ball State	W	8-6
Mar 6	at UNLV	L	9-14
Mar 7	at UNLV	L	1-3
Mar 8	at UNLV	L	2-6
Mar 9	at Cal State Fullerton	L	3-5
Mar 10	at Cal State Fullerton	L	1-6
Mar 11	at Cal State Fullerton	W	10-4
Mar 13	Southern Miss	W	7-5
Mar 14	Southern Miss	L	8-9
Mar 15	Southern Miss	W	12-6
Mar 16	South Florida	W	3-2
Mar 17	South Florida	L	6-8
Mar 18	South Florida	L	3-6
Mar 19	Pittsburgh	W	5-0
Mar 21	Pittsburgh	W	21-1
Mar 21	Pittsburgh	W	6-0
Mar 22	Tennessee Tech	W	7-3
Mar 23	Alabama	W	18-16
Mar 24	Georgia Southern	W	5-4
Mar 25	Georgia Southern	W	21-3
Mar 29	at Clemson	L	0-13
Mar 30	at Clemson	L	3-13
Mar 31	at Georgia State	W	8-6
Apr 1	at Georgia State	W	26-13
Apr 4	Florida	L	3-11
Apr 4	Florida	W	11-9
Apr 5	at Jacksonville	L	2-10
Apr 6	at Jacksonville	L	8-10
Apr 7	at Georgia Southern	W	4-2
Apr 8	at Georgia Southern	L	3-6
Apr 10	Mercer	W	6-0
Apr 11	Mercer	W	13-2
Apr 13	Miami	W	3-2
Apr 14	Miami	L	3-4
Apr 15	Miami	W	5-4
Apr 17	at Florida	L	7-8
Apr 18	at Florida	W	7-4
Apr 19	South Alabama	L	4-12
Apr 20	South Alabama	L	3-9

Apr 21	Florida International	W	10-3
Apr 22	Florida International	W	12-3
Apr 27	Tulane	W	17-4
Apr 29	Tulane	W	8-4
Apr 29	Tulane	L	0-1
Apr 30	at South Alabama	L	7-8
May 1	at Southern Miss	W	9-3
May 2	at Southern Miss	W	11-2
May 3	at Southern Miss	W	16-6
May 4	at Memphis State	W	13-7
May 6	at Memphis State	W	11-3
May 6	at Memphis State	W	8-3
May 10	South Carolina<	L	3-4
May 11	Tulane<	W	4-2
May 11	Memphis State<	W	10-3
May 12	Cincinnati<	W	11-2
May 13	Virginia Tech<	W	17-3
May 13	South Carolina<	W	11-10
May 18	New Orleans	L	4-7
May 19	New Orleans	W	5-1
May 20	New Orleans	W	7-3
May 24	Stetson#	L	7-10
May 25	East Carolina#	L	4-7

### 1985 59-23 (17-6 METRO)

Mike Martin, Head Coach

METRO CONFERENCE CHAMPIONS

NCAA REGIONALS

BASEBALL AMERICA - 12TH

COLLEGIATE BASEBALL - 20TH

Feb 5	Armstrong State	W	7-0
Feb 6	Armstrong State	W	1-0
Feb 9	South Florida	W	11-5
Feb 10	South Florida	W	8-2
Feb 11	Grambling	W	13-7
Feb 12	Grambling	W	9-4
Feb 14	Samford	W	14-7
Feb 15	Samford	W	18-10
Feb 16	Southern Miss	W	20-1
Feb 16	Southern Miss	W	10-4
Feb 17	Southern Miss	W	24-3
Feb 22	at Miami	W	5-2
Feb 23	at Miami	L	4-15
Feb 24	at Miami	L	5-6
Feb 26	Georgia Southern	W	5-4
Feb 27	Georgia Southern	W	12-6
Feb 28	St. Leo	W	16-2
Mar 2	Ball State	L	11-12
Mar 2	Ball State	W	12-10
Mar 3	Ball State	W	15-6
Mar 4	Ball State	L	9-10
Mar 5	at Jacksonville	W	12-0
Mar 6	at Jacksonville	W	25-6
Mar 7	at Central Florida	W	6-2
Mar 8	at Central Florida	L	5-6
Mar 9	at South Florida	W	10-7
Mar 10	at South Florida	L	5-6
Mar 11	Western Kentucky	W	11-5
Mar 12	Western Kentucky	L	6-10
Mar 13	Samford	L	2-5
Mar 14	Samford	W	20-4
Mar 15	at Florida	L	2-3
Mar 16	at Florida	L	1-6
Mar 18	Pittsburgh	W	6-5
Mar 19	Pittsburgh	W	18-2
Mar 20	Pittsburgh	W	9-7
Mar 23	at Southern Miss	W	17-6
Mar 23	at Southern Miss	W	6-0
Mar 24	at Southern Miss	L	4-6
Mar 27	Southern Alabama	W	15-12
Mar 28	Florida	W	12-10
Mar 29	Georgia State	W	14-0
Mar 29	Georgia State	W	10-4
Mar 30	at Memphis State	L	2-3
Mar 31	at Memphis State	L	7-8
Apr 2	Florida	L	3-6
Apr 3	Jacksonville	L	5-7
Apr 4	Jacksonville	W	18-9
Apr 5	Tulane	W	9-6
Apr 6	Tulane	W	4-1
Apr 6	Tulane	W	9-4
Apr 8	Central Florida	W	6-3

Apr 9	Central Florida	W	12-0
Apr 10	Central Florida	W	19-6
Apr 12	Miami	L	2-3
Apr 13	Miami	W	13-5
Apr 14	Miami	L	5-8
Apr 16	at Georgia Southern	W	8-7
Apr 17	at Georgia Southern	W	6-4
Apr 20	Memphis State	L	4-7
Apr 20	Memphis State	W	8-3
Apr 21	Memphis State	W	7-2
Apr 28	at Georgia Tech	W	19-0
Apr 29	at Georgia Tech	W	13-3
May 2	at South Alabama	W	8-0
May 2	at South Alabama	W	12-10
May 4	at Tulane	W	9-3
May 4	at Tulane	W	5-2
May 5	at Tulane	L	8-9
May 9	Louisville<	W	11-3
May 10	Virginia Tech<	L	5-8
May 10	Cincinnati<	W	24-0
May 11	South Carolina<	W	7-5
May 12	Virginia Tech<	W	3-1
May 12	South Carolina<	W	11-5
May 17	North Carolina	W	13-7
May 18	North Carolina	W	9-5
May 19	North Carolina	L	8-9
May 23	George Mason#	W	11-0
May 24	Georgia Tech#	W	9-1
May 25	Arkansas#	L	6-7
May 26	Georgia Tech#	L	3-8



50 NCAA REGIONAL APPEARANCES ~ 21 COLLEGE WORLD SERIES APPEARANCES

YEAR-BY-YEAR RESULTS

1986 61-13 (15-3 METRO)

Mike Martin, Head Coach

METRO CONFERENCE CHAMPIONS

COLLEGE WORLD SERIES

BASEBALL AMERICA - 2ND

COLLEGIATE BASEBALL - 2ND

Table with columns for date, opponent, result, and score. Includes games from Feb 12 to Jun 9.

1987 55-18 (19-4 METRO)

Mike Martin, Head Coach

METRO CONFERENCE CHAMPIONS

COLLEGE WORLD SERIES

BASEBALL AMERICA - 6TH

COLLEGIATE BASEBALL - 6TH

Table with columns for date, opponent, result, and score. Includes games from Feb 6 to Jun 3.

1988 50-18-1 (17-6 METRO)

Mike Martin, Head Coach

METRO CONFERENCE CHAMPIONS

NCAA REGIONALS

BASEBALL AMERICA - 17TH

COLLEGIATE BASEBALL - 15TH

Table with columns for date, opponent, result, and score. Includes games from Feb 12 to May 29.









# 17 CONFERENCE CHAMPIONSHIPS ~ 6 STRAIGHT ACC ATLANTIC DIVISION TITLES

## YEAR-BY-YEAR RESULTS

1995	53-16 (16-7 ACC)	1996	52-17 (19-5 ACC)	1997	50-17 (18-6 ACC)
<b>Mike Martin, Head Coach</b>		<b>Mike Martin, Head Coach</b>		<b>Mike Martin, Head Coach</b>	
<b>ACC CHAMPIONS</b>		<b>COLLEGE WORLD SERIES</b>		<b>ACC CHAMPIONS</b>	
<b>COLLEGE WORLD SERIES</b>		<b>BASEBALL AMERICA - 6TH</b>		<b>NCAA REGIONALS</b>	
<b>BASEBALL AMERICA - 3RD</b>		<b>COLLEGIATE BASEBALL - 5TH</b>		<b>BASEBALL AMERICA - 9TH</b>	
<b>COLLEGIATE BASEBALL - 5TH</b>		<b>BASEBALL WEEKLY - 5TH</b>		<b>COLLEGIATE BASEBALL - 9TH</b>	
<b>BASEBALL WEEKLY - 4TH</b>				<b>BASEBALL WEEKLY - 9TH</b>	
Feb 3	Florida Atlantic W 21-4	Feb 3	Marshall W 16-1	Feb 1	UNC Asheville W 11-2
Feb 4	Florida Atlantic W 11-7	Feb 4	Marshall W 34-0	Feb 2	UNC Asheville W 8-5
Feb 5	Florida Atlantic W 8-4	Feb 10	UNC Asheville W 4-2	Feb 7	Arizona State W 5-2
Feb 10	at Arizona State W 11-2	Feb 11	UNC Asheville W 16-8	Feb 8	Arizona State L 6-9
Feb 11	at Arizona State W 14-6	Feb 16	Minnesota W 9-7	Feb 9	Arizona State W 11-5
Feb 12	at Arizona State L 2-8	Feb 17	Minnesota W 23-11	Feb 15	Cal State Fullerton L 1-2
Feb 17	Coastal Carolina W 10-2	Feb 18	Minnesota W 8-2	Feb 15	Cal State Fullerton W 8-5
Feb 19	Coastal Carolina W 6-0	Feb 23	vs Cal State Fullerton L 1-3	Feb 16	Cal State Fullerton W 7-4
Feb 21	Winthrop L 1-2	Feb 24	vs Southern California L 8-10	Feb 21	Marshall W 22-1
Feb 22	Winthrop W 6-0	Feb 29	at Florida W 11-2	Feb 22	Marshall W 15-4
Feb 24	Wake Forest* W 4-0	Mar 2	Florida L 4-6	Feb 23	Marshall W 14-2
Feb 25	Wake Forest* L 3-4	Mar 3	Florida L 10-11	Feb 27	Florida L 2-3
Feb 26	Wake Forest* W 10-1	Mar 5	Mercer W 10-5	Feb 28	Florida W 10-8
Mar 3	Louisiana State L 2-6	Mar 6	Mercer W 14-5	Mar 1	at Florida L 6-13
Mar 4	at Minnesota W 4-1	Mar 8	Coastal Carolina W 11-4	Mar 2	at Florida W 9-5
Mar 5	Michigan W 17-6	Mar 9	Coastal Carolina W 16-8	Mar 4	UNC-Greensboro W 11-7
Mar 9	Florida W 6-3	Mar 10	Coastal Carolina W 7-3	Mar 5	UNC-Greensboro W 16-0
Mar 10	Florida W 2-1	Mar 12	Maine W 14-5	Mar 7	Virginia* W 8-2
Mar 11	at Florida W 7-0	Mar 13	Maine W 17-5	Mar 8	Virginia* L 4-6
Mar 12	at Florida L 3-9	Mar 14	Maine W 8-1	Mar 9	Virginia* W 20-2
Mar 13	Virginia* W 12-7	Mar 15	Maryland* W 8-6	Mar 11	vs St. Bonaventure W 12-6
Mar 14	Virginia* L 1-2	Mar 16	Maryland* W 16-2	Mar 12	vs Long Island W 13-5
Mar 17	Michigan W 4-3	Mar 17	Maryland* W 16-5	Mar 14	Wake Forest* W 15-8
Mar 18	Michigan W 14-4	Mar 20	at North Carolina* W 2-1	Mar 15	Wake Forest* W 11-3
Mar 19	Michigan W 11-2	Mar 20	at North Carolina* W 7-1	Mar 16	Wake Forest* W 10-0
Mar 21	Mercer W 17-1	Mar 21	at North Carolina* W 9-1	Mar 18	Florida Atlantic W 11-3
Mar 22	Mercer W 22-7	Mar 22	at Wake Forest* W 11-7	Mar 19	Florida Atlantic L 5-13
Mar 24	at Duke* L 5-14	Mar 23	at Wake Forest* W 9-6	Mar 21	at Duke* W 7-3
Mar 25	at Duke* W 9-5	Mar 24	at Wake Forest* W 12-3	Mar 22	at Duke* W 8-3
Mar 26	at Duke* W 6-2	Mar 29	North Carolina State* W 5-4	Mar 23	at Duke* L 3-4
Mar 28	College of Charleston W 11-1	Mar 31	North Carolina State* W 5-4	Mar 28	at North Carolina State* W 6-3
Mar 29	College of Charleston W 12-1	Apr 3	at Jacksonville W 10-1	Mar 29	at North Carolina State* L 9-10
Mar 31	at North Carolina State* W 6-0	Apr 5	Miami W 13-2	Mar 30	at North Carolina State* L 5-9
Apr 1	at North Carolina State* W 6-5	Apr 6	Miami L 2-13	Apr 1	Mercer W 11-1
Apr 2	at North Carolina State* W 12-3	Apr 7	Miami W 15-1	Apr 2	Mercer W 12-6
Apr 5	Jacksonville W 11-1	Apr 9	Jacksonville W 8-6	Apr 4	Clemson* L 7-10
Apr 7	Miami W 9-1	Apr 10	at Jacksonville W 4-1	Apr 5	Clemson* W 20-5
Apr 8	Miami L 5-6	Apr 12	at Miami L 2-6	Apr 6	Clemson* W 11-10
Apr 9	Miami W 3-2 (11)	Apr 13	at Miami L 8-9	Apr 9	Jacksonville W 14-3
Apr 14	at Miami W 9-6 (14)	Apr 14	at Miami L 4-7	Apr 11	Miami L 5-9
Apr 15	at Miami W 10-1 (12)	Apr 17	Jacksonville W 9-4	Apr 12	Miami L 5-8
Apr 16	at Miami L 2-3	Apr 19	Duke* W 6-2	Apr 13	Miami W 8-7
Apr 19	at Jacksonville W 6-3	Apr 20	Duke* W 14-4	Apr 15	at Jacksonville W 12-6
Apr 21	Clemson* W 5-2	Apr 21	Duke* W 9-7	Apr 18	at Georgia Tech* W 10-9
Apr 22	Clemson* W 7-2	Apr 26	Georgia Tech* W 16-4	Apr 19	at Georgia Tech* W 11-6
Apr 23	Clemson* W 9-8	Apr 27	Georgia Tech* W 6-3	Apr 20	at Georgia Tech* L 11-12
Apr 29	at Maryland* W 9-1	Apr 28	Georgia Tech* L 1-4	Apr 26	at Maryland* W 16-3
May 1	at Maryland* W 7-1 (10)	Apr 30	Florida Atlantic W 9-8	Apr 27	at Maryland* W 27-2
May 1	at Maryland* W 1-0	May 1	Florida Atlantic W 13-5	Apr 28	at Maryland* W 13-3
May 3	at Mercer W 18-3	May 4	at Clemson* L 0-3	Apr 30	at Mercer W 9-2
May 5	at Georgia Tech* L 4-5	May 5	at Clemson* L 1-2	May 2	at Miami L 1-9
May 6	at Georgia Tech* L 9-11	May 6	at Clemson* L 0-2	May 3	at Miami L 6-7
May 7	at Georgia Tech* W 14-9	May 10	at Virginia* W 6-0	May 4	at Miami W 7-3
May 13	North Carolina* L 2-3	May 11	at Virginia* L 7-9	May 9	North Carolina* W 8-2
May 13	North Carolina* W 13-1	May 12	at Virginia* W 6-3	May 10	North Carolina* W 8-5
May 14	North Carolina* L 3-5	May 15	vs. Wake Forest> W 8-4	May 11	North Carolina* W 11-6
May 17	Virginia> W 6-0	May 16	vs. Virginia> L 2-3	May 14	vs Duke> W 4-2
May 18	North Carolina State> W 12-6	May 17	vs. Duke> W 7-3	May 15	vs North Carolina State> W 5-3
May 19	Clemson> L 0-11	May 18	vs. Clemson> W 2-1	May 16	vs Clemson> W 8-4
May 20	North Carolina> W 10-1	May 18	vs. Virginia> W 8-2	May 17	vs Duke> W 12-2
May 20	Clemson> W 12-2	May 19	vs. Virginia> L 1-12	May 17	vs Clemson> W 10-0
May 21	Clemson> W 8-2	May 23	vs. Northeastern Illinois# W 16-0	May 22	Marist# W 4-2
May 25	Troy State# W 18-3	May 24	vs. UC Santa Barbara# W 10-1	May 23	Central Florida# W 16-2
May 26	South Alabama# W 7-2	May 25	vs. Stanford# W 5-4	May 24	Auburn# L 7-8
May 27	Old Dominion# W 7-2	May 26	vs. Cal State Northridge# W 9-2	May 24	South Florida# W 6-5
May 28	Mississippi# W 13-1	Jun 1	vs. Florida### L 2-5	May 25	Auburn# W 9-7
Jun 2	Oklahoma### W 3-2	Jun 3	vs. Wichita State### W 8-4	May 25	Auburn# L 2-5
Jun 4	Miami### L 2-4	Jun 4	vs. Florida### L 3-6		
Jun 6	Southern California### L 11-16				





17 CONFERENCE CHAMPIONSHIPS ~ 6 STRAIGHT ACC ATLANTIC DIVISION TITLES

YEAR-BY-YEAR RESULTS

2001 47-19 (20-4 ACC)

Table with 4 columns: Date, Opponent, Result, Score. Includes games from Feb 3 to Jun 4.

2002 60-14 (18-6 ACC)

Table with 4 columns: Date, Opponent, Result, Score. Includes games from Jan 26 to Jun 10.

2003 54-13-1 (19-5 ACC)

Table with 4 columns: Date, Opponent, Result, Score. Includes games from Jan 31 to Jun 9.





# 17 CONFERENCE CHAMPIONSHIPS ~ 6 STRAIGHT ACC ATLANTIC DIVISION TITLES

## YEAR-BY-YEAR RESULTS

2007	45-13 (21-6 ACC)	2008	54-14 (24-6 ACC)	2009	45-18 (19-9 ACC)
<b>Mike Martin, Head Coach</b> <b>ACC ATLANTIC DIVISION CHAMPIONS</b> <b>NCAA REGIONALS</b> <b>COLLEGIATE BASEBALL - 10th</b> <b>BASEBALL AMERICA - 14th</b> <b>NCBWA - 14th</b> <b>ESPN - 15th</b>		<b>Mike Martin, Head Coach</b> <b>ACC ATLANTIC DIVISION CHAMPIONS</b> <b>COLLEGE WORLD SERIES</b> <b>BASEBALL AMERICA - 7th</b> <b>COLLEGIATE BASEBALL - 7th</b> <b>ESPN - 8th</b> <b>NCBWA - 8th</b>		<b>Mike Martin, Head Coach</b> <b>ACC ATLANTIC DIVISION CHAMPIONS</b> <b>NCAA SUPER REGIONALS</b> <b>BASEBALL AMERICA - 9th</b> <b>COLLEGIATE BASEBALL - 10th</b> <b>ESPN - 10th</b> <b>NCBWA - 10th</b>	
Feb 2	Tennessee W 9-2	Feb 23	Duquesne W 14-3 (7)	Feb 20	Hofstra W 9-3
Feb 3	Tennessee W 4-0	Feb 23	Duquesne W 15-3 (7)	Feb 21	Hofstra W 21-7
Feb 4	Tennessee W 19-7	Feb 24	Duquesne W 15-3 (8)	Feb 21	Hofstra W 3-2
Feb 9	UNC Asheville W 17-8	Feb 28	at Auburn W 7-5	Feb 22	Hofstra W 10-4
Feb 10	UNC Asheville W 12-6	Feb 29	at Auburn W 6-5	Feb 26	Auburn W 8-7
Feb 11	UNC Asheville W 15-1	Mar 1	Auburn W 4-3	Feb 27	Auburn W 14-5
Feb 16	Hofstra W 10-1	Mar 2	Auburn W 10-1	Feb 28	at Auburn L 9-10
Feb 17	Hofstra W 16-1	Mar 4	UNC Asheville W 11-4	Mar 3	at Jacksonville L 4-9
Feb 18	Hofstra W 11-3	Mar 5	UNC Asheville W 10-5	Mar 4	North Florida L 4-5
Feb 20	at Florida W 14-6	Mar 8	Maryland* W 5-4	Mar 6	Boston College* W 4-1
Feb 23	Appalachian State W 6-3	Mar 8	Maryland* W 16-0	Mar 7	Boston College* L 6-14
Feb 24	Appalachian State W 10-2	Mar 9	Maryland* W 9-8	Mar 8	Boston College* L 5-12
Feb 25	Appalachian State W 12-8	Mar 11	Georgia L 10-13	Mar 10	High Point W 18-4
Feb 27	North Florida W 16-3	Mar 12	Georgia W 8-3	Mar 11	High Point W 4-3
Mar 2	Siena W 14-4	Mar 14	Georgia Tech* W 8-7	Mar 13	at Virginia* L 2-15
Mar 3	Siena W 8-3	Mar 15	Georgia Tech* W 11-2	Mar 17	at Florida L 4-5
Mar 4	Siena W 22-3	Mar 16	Georgia Tech* W 17-8	Mar 20	Clemson* W 5-2
Mar 9	Indiana W 6-0	Mar 18	at Florida L 1-6	Mar 21	Clemson* L 7-8
Mar 10	Indiana W 8-2	Mar 21	at Virginia Tech* W 9-4	Mar 22	Clemson* W 7-4
Mar 11	Indiana W 9-0	Mar 22	at Virginia Tech* W 12-11	Mar 24	Florida Gulf Coast W 11-3
Mar 16	Wake Forest* W 7-6 (11)	Mar 23	at Virginia Tech* W 18-12	Mar 25	Florida Gulf Coast W 11-9
Mar 17	Wake Forest* W 4-3	Mar 25	Stetson W 11-2	Mar 27	at Maryland* W 6-2
Mar 18	Wake Forest* W 11-1	Mar 26	Stetson W 19-3	Mar 28	at Maryland* W 10-2
Mar 21	at Jacksonville L 3-5	Mar 28	at Wake Forest* W 21-2	Mar 29	at Maryland* W 21-5
Mar 23	Boston College* W 5-1	Mar 29	at Wake Forest* L 2-4	Mar 31	vs Florida (at Jacksonville) W 3-2
Mar 24	Boston College* W 10-3	Mar 30	at Wake Forest* W 3-2 (11)	Apr 3	at Miami* W 14-4
Mar 25	Boston College* W 7-0	Apr 1	vs Florida (at Jacksonville) W 10-2	Apr 4	at Miami* L 4-6
Mar 27	North Florida W 6-0	Apr 2	at Jacksonville W 7-5	Apr 5	at Miami* L 8-14
Mar 30	at Duke* W 15-3	Apr 4	Virginia* W 10-3	Apr 8	at North Florida W 14-6
Mar 31	at Duke* L 5-8	Apr 6	Virginia* W 3-2 (10)	Apr 10	North Carolina* W 3-2
Apr 1	at Duke* W 8-5	Apr 6	Virginia* W 3-2 (10)	Apr 11	North Carolina* L 7-12
Apr 3	vs Florida (at Jacksonville) L 7-16	Apr 11	at Boston College* W 8-6	Apr 12	North Carolina* W 9-8
Apr 6	at NC State* W 10-4	Apr 11	at Boston College* W 4-3	Apr 14	Florida L 2-10
Apr 7	at NC State* L 6-8	Apr 12	at Boston College* W 17-2	Apr 15	North Florida W 8-7
Apr 8	at NC State* W 6-5	Apr 15	Florida W 4-2	Apr 17	at NC State* W 9-3
Apr 10	Jacksonville W 7-2	Apr 16	North Florida W 10-2	Apr 18	at NC State* W 4-2
Apr 13	Virginia Tech* L 14-1	Apr 18	Miami* L 4-11	Apr 19	at NC State* W 13-2
Apr 14	Virginia Tech* W 4-3	Apr 19	Miami* W 9-5	Apr 21	UNC Asheville W 9-2
Apr 15	Virginia Tech* W 8-5	Apr 20	Miami* L 10-11 (7)	Apr 22	UNC Asheville W 11-10
Apr 18	Florida L 4-5	Apr 25	at North Carolina* L 4-11	Apr 24	Wake Forest* W 15-6
Apr 20	North Carolina* W 4-2	Apr 26	at North Carolina* W 13-5	Apr 25	Wake Forest* W 6-4
Apr 21	North Carolina* W 5-4	Apr 27	at North Carolina* L 1-2 (10)	Apr 26	Wake Forest* W 14-10
Apr 22	North Carolina* L 6-10	Apr 29	at Stetson W 13-3	May 1	Virginia Tech* W 10-2
Apr 27	at Miami* W 7-6	Apr 30	at Stetson W 6-3	May 2	Virginia Tech* W 10-4
Apr 28	at Miami* W 13-8	May 3	at Clemson* W 9-8 (10)	May 3	Virginia Tech* W 9-4
Apr 29	at Miami* L 1-7	May 4	at Clemson* W 13-4	May 5	Jacksonville W 5-2
May 4	at Maryland* W 9-3	May 5	at Clemson* W 4-2	May 6	FIU W 15-5
May 5	at Maryland* W 20-5	May 7	Jacksonville L 6-7	May 8	at Georgia Tech* L 3-12
May 6	at Maryland* W 3-2	May 9	Savannah State W 23-4 (7)	May 9	at Georgia Tech* W 8-6
May 11	Clemson* W 11-1	May 10	Savannah State W 19-2 (7)	May 10	at Georgia Tech* L 5-6
May 12	Clemson* L 6-7	May 11	Savannah State W 24-4 (7)	May 14	Grambling State W 9-1
May 13	Clemson* L 6-11	May 12	Savannah State W 10-0 (7)	May 15	Grambling State W 14-6
May 17	at Georgia Tech* W 17-2	May 15	NC State* L 2-12	May 15	Grambling State W 9-7
May 18	at Georgia Tech* W 10-2	May 16	NC State* W 1-0	May 16	Grambling State W 10-2
May 19	at Georgia Tech* W 17-11	May 17	NC State* W 8-1	May 20	vs Boston College> W 7-2
May 23	vs Wake Forest> W 11-2	May 21	vs Wake Forest> W 8-3	May 21	vs Miami> W 4-2
May 25	vs Miami> L 3-9	May 23	vs Virginia> L 3-5	May 23	vs Georgia Tech> L 2-9
May 26	vs Clemson> L 1-5	May 24	vs North Carolina> W 9-6	May 24	vs Virginia> L 3-6
Jun 1	Bethune-Cookman# W 6-2	May 30	Bucknell# L 0-7	May 29	Marist# W 16-4
Jun 2	Mississippi State# W 0-3	May 31	Florida# W 17-11	May 30	Georgia# W 8-2
Jun 3	Stetson# W 17-1	Jun 1	Bucknell# W 24-9	May 31	Ohio State# W 37-6
Jun 3	Mississippi State# L 4-9	Jun 1	Tulane# W 17-8	Jun 5	Arkansas## L 2-7
		Jun 2	Tulane# W 16-7	Jun 6	Arkansas## L 8-9
		Jun 6	Wichita State## L 7-10		
		Jun 7	Wichita State## W 14-4		
		Jun 8	Wichita State## W 11-4		
		Jun 14	vs Stanford### L 5-16		
		Jun 16	vs Miami### L 5-7		



YEAR-BY-YEAR RESULTS

2010 48-20 (18-12 ACC)

Mike Martin, Head Coach
ACC CHAMPIONS
ACC ATLANTIC DIVISION CHAMPIONS
COLLEGE WORLD SERIES
BASEBALL AMERICA - 6th
COLLEGIATE BASEBALL - 6th
NCBWA - 6th
USA TODAY/ESPN - 6th

Table with 3 columns: Date, Opponent, Result. Rows include games from Feb 20 to Jun 23.

2011 46-19 (19-11 ACC)

Mike Martin, Head Coach
ACC ATLANTIC DIVISION CHAMPIONS
NCAA SUPER REGIONALS
BASEBALL AMERICA - 8th
COLLEGIATE BASEBALL - 9th
USA TODAY/ESPN - 9th
NCBWA - 10th

Table with 3 columns: Date, Opponent, Result. Rows include games from Feb 18 to Jun 13.

2012 50-17 (24-6 ACC)

Mike Martin, Head Coach
ACC ATLANTIC DIVISION CHAMPIONS
COLLEGE WORLD SERIES
BASEBALL AMERICA - 4th
COLLEGIATE BASEBALL - 4th
USA TODAY/ESPN - 3rd
NCBWA - 4th

Table with 3 columns: Date, Opponent, Result. Rows include games from Feb 17 to Jun 21.

\*=Conference Game; #=NCAA Regional; ###=Super Regional; ####=College World Series; <=Metro Tournament; >=ACC Tournament; NOTE: The Baseball America poll started in 1981...the Collegiate Baseball poll started in 1959...the USA Today Baseball Weekly/ESPN/American Baseball Coaches Association poll started in 1992.



# NCAA TOURNAMENT RESULTS

## 1956 (1-2)

### NCAA DISTRICT 3 PLAYOFFS - GASTONIA, NC

Duke	W	2	1
Duke	L	2	4
Duke	L	6	7

## 1957 (3-3)

### NCAA DISTRICT 3 PLAYOFFS - GASTONIA, NC

Georgia Teachers	W	5	3
Duke	W	3	2
Duke	L	6	8
Duke	W	4	1

### COLLEGE WORLD SERIES - OMAHA, NE

Penn State	L	0	7
Connecticut	L	3	5

## 1958 (1-2)

### NCAA DISTRICT 3 PLAYOFFS - GASTONIA, NC

George Washington	W	3	1
Florida	L	1	2
Clemson	L	5	8

## 1959 (2-2)

### NCAA DISTRICT 3 PLAYOFFS - GASTONIA, NC

George Washington	W	3	2
Clemson	L	2	24
Georgia Tech	W	16	9
Clemson	L	0	5

## 1961 (1-2)

### NCAA DISTRICT 3 PLAYOFFS - GASTONIA, NC

West Virginia	W	3	1
Duke	L	2	7
West Virginia	L	3	4

## 1962 (6-3)

### NCAA DISTRICT 3 PLAYOFFS - GASTONIA, NC

Florida	L	0	1
West Virginia	W	6	5
Florida	W	3	1
Wake Forest	W	10	8
Wake Forest	W	3	2

### COLLEGE WORLD SERIES - OMAHA, NE

Santa Clara	W	5	1
Ithaca	W	5	4
Michigan	L	7	10
Santa Clara	L	6	11

## 1963 (4-3)

### NCAA DISTRICT 3 PLAYOFFS - GASTONIA, NC

Auburn	W	4	3
Wake Forest	W	12	4
Wake Forest	L	5	6
Wake Forest	W	11	5

### COLLEGE WORLD SERIES - OMAHA, NE

W. Michigan	W	5	2
Arizona	(11) L	3	4
Southern Cal	L	3	4

## FSU IN THE COLLEGE WORLD SERIES

All-Time CWS Record	28-42
Appearances	21
First Appearance	1957
Last Appearance	2012
Top Finish	Second (1970, 1986, 1999)
CWS Appearances	1957, 62, 63, 65, 70, 75, 80, 86, 87, 89, 91, 92, 94, 95, 96, 98, 99, 00, 08, 10, 12
Consecutive Appearances	3 (1994-96), (1998-00)

## FSU IN THE NCAA TOURNAMENT

All-Time Record (Super Regional/Regional/District 3)	146-71
Appearances	50
First Appearance	1956
Last Appearance	2012
Consecutive Appearances	35 (1978-12)

## 1965 (5-3)

### NCAA DISTRICT 3 PLAYOFFS - GASTONIA, NC

Mississippi State	L	3	6
Maryland	W	7	3
Mississippi State	W	6	2
Furman	W	2	1
Furman	W	7	5

### COLLEGE WORLD SERIES - OMAHA, NE

Ohio State	L	1	2
Texas	W	3	2
St. Louis	L	3	5

## 1966 (3-2)

### NCAA DISTRICT 3 PLAYOFFS - GASTONIA, NC

Mississippi State	L	3	4
East Carolina	W	6	4
Mississippi State	W	7	0
North Carolina	W	6	5
North Carolina	L	4	6

## 1967 (1-2)

### NCAA DISTRICT 3 PLAYOFFS - GASTONIA, NC

Clemson	W	5	3
Auburn	L	3	13
Clemson	L	4	6

## 1968 (3-2)

### NCAA DISTRICT 3 PLAYOFFS - GASTONIA, NC

East Carolina	L	1	2
Alabama	W	6	1
East Carolina	W	3	2
NC State	W	15	12
NC State	L	1	4

## 1970 (7-2)

### NCAA DISTRICT 3 PLAYOFFS - GASTONIA, NC

East Carolina	W	2	0
Maryland	W	10	1
Mississippi State	W	5	4

### COLLEGE WORLD SERIES - OMAHA, NE

Arizona	W	4	0
Dartmouth	W	6	0
Texas	L	1	5
Ohio	W	2	0
Texas	W	11	2
Southern Cal	(15) L	1	2

## 1972 (1-2)

### NCAA DISTRICT 3 PLAYOFFS - GASTONIA, NC

South Alabama	L	5	6
Richmond	W	10	5
Mississippi	L	3	8

## 1975 (3-2)

### NCAA REGIONAL - STARKVILLE, MS

Miami	W	1	0
LSU	W	4	2
Miami	W	6	5

### COLLEGE WORLD SERIES - OMAHA, NE

E. Michigan	(10) L	1	2
Seton Hall	L	0	11

## 1976 (1-2)

### NCAA REGIONAL - TALLAHASSEE, FL

Jacksonville	W	6	1
Auburn	L	1	2
Jacksonville	L	7	9

## 1978 (0-2)

### NCAA REGIONAL - MIAMI, FL

Marshall	L	0	4
Miami	L	2	7

## 1979 (0-2)

### NCAA REGIONAL - TALLAHASSEE, FL

Florida	L	5	9
Delaware	L	6	7

## 1980 (3-2)

### NCAA REGIONAL - TALLAHASSEE, FL

New Orleans	W	10	8
Western Kentucky	W	19	7
Western Kentucky	W	10	5

### COLLEGE WORLD SERIES-OMAHA, NE

Hawaii	L	6	7
Arizona	L	3	5

## 1981 (2-2)

### NCAA REGIONAL - MIAMI, FL

Florida	W	5	1
Minnesota	W	9	5
Miami	L	6	14
Florida	L	4	5





# NCAA TOURNAMENT RESULTS

## 1982 (1-2)

### NCAA REGIONAL - AUSTIN, TX

Eastern Michigan	L	2	7
Ohio State	W	8	3
Oklahoma	L	5	6

## 1983 (1-2)

### NCAA REGIONAL - TALLAHASSEE, FL

South Alabama	W	8	2
Alabama	L	5	7
Miami	L	5	10

## 1984 (0-2)

### NCAA REGIONAL - TALLAHASSEE, FL

Stetson	L	7	10
East Carolina	L	4	7

## 1985 (2-2)

### NCAA REGIONAL - TALLAHASSEE, FL

George Mason	W	11	0
Georgia Tech	W	9	1
Arkansas	L	6	7
Georgia Tech	L	3	8

## 1986 (7-2)

### NCAA REGIONAL - TALLAHASSEE, FL

NC State	W	10	6
Texas A & M	W	12	9
USF	W	11	7

### COLLEGE WORLD SERIES-OMAHA, NE

Indiana State	W	5	3
Miami	W	7	2
Arizona	L	5	9
Oklahoma State	W	6	5
Miami	W	4	3
Arizona	L	2	10

## 1987 (5-3)

### NCAA REGIONAL - TALLAHASSEE, FL

East Carolina	W	10	5
Miami	W	5	2
South Alabama	W	12	3
South Alabama	L	3	6
South Alabama	W	9	2

### COLLEGE WORLD SERIES-OMAHA, NE

LSU	(10) L	2	6
Arizona State	W	3	0
Texas	(10) L	4	6

## 1988 (2-2)

### NCAA REGIONAL - TALLAHASSEE, FL

Stetson	W	10	3
Tulane	W	8	6
Florida	L	3	9
Stetson	L	2	7

## SEMINOLES ON CWS ALL-TOURNAMENT TEAM (1957-PRESENT)

1963	Woody Woodward, Jr., SS
1970	John Grubb, Jr., OF
1986	Luis Alicea, Jr., 2B
1986	Bien Figurecoa, Sr., SS
1986	Paul Sorrento, Jr., OF
1986	Richie Lewis, So., P
1989	Rocky Rau, Jr., 2B
1995	Doug Mientkiewicz, Jr., 1B
1995	J.D. Drew, Fr., OF
1999	Marshall McDougall, Jr., 2B
1999	Matt Diaz, So., OF
1999	Jeremiah Klosterman, Sr., C
1999	Sam Scott, Jr., DH
1999	Chris Chavez, Sr., P
2000	Jon McDonald, Jr., P
2012	Sherman Johnson, 3B
2012	Devon Travis, 2B

## CWS MOST OUTSTANDING PLAYER

1999	Marshall McDougall, Jr., 2B
------	-----------------------------

## 1989 (6-2)

### NCAA REGIONAL - TALLAHASSEE, FL

Rider	W	13	7
USF	W	8	1
Auburn	W	7	6
Clemson	W	8	1

### COLLEGE WORLD SERIES - OMAHA, NE

North Carolina	W	4	2
Wichita State	W	4	2
Wichita State	L	4	7
Wichita State	L	9	12

## 1990 (4-2)

### NCAA REGIONAL - STARKVILLE, MS

Lafayette	W	7	2
Central Michigan	W	4	2
Mississippi State	L	8	11
Illinois	W	6	4
Mississippi State	W	11	9
Mississippi State	L	3	4

## 1991 (4-2)

### NCAA REGIONAL - TALLAHASSEE, FL

Coastal Carolina	W	6	0
Fla. International	W	6	3
Alabama	W	5	2
Alabama	W	6	5

### COLLEGE WORLD SERIES - OMAHA, NE

Fresno State	L	3	6
Florida	L	0	5

## 1992 (6-3)

### NCAA REGIONAL - TALLAHASSEE, FL

Western Carolina	L	0	1
Stetson	W	2	0
Kent	W	4	2
Stanford	W	9	4
Western Carolina	W	4	3
Western Carolina	W	18	3

### COLLEGE WORLD SERIES - OMAHA, NE

Cal. State-Fullerton	L	2	7
California	W	5	4
Cal. State-Fullerton	L	0	6

## 1993 (2-2)

### NCAA REGIONAL - TALLAHASSEE, FL

USF	W	4	2
Notre Dame	W	4	3
Long Beach State	L	1	4
Notre Dame	L	3	4

## 1994 (5-2)

### NCAA REGIONAL - TALLAHASSEE, FL

Central Michigan	W	8	6
Jacksonville	W	5	1
Jacksonville	W	5	1
Brigham Young	W	7	1

### COLLEGE WORLD SERIES - OMAHA, NE

LSU	W	6	3
Georgia Tech	(10) L	4	12
Cal. State-Fullerton	L	3	10

## 1995 (5-2)

### NCAA REGIONAL - TALLAHASSEE, FL

Troy State	W	18	3
South Alabama	W	7	2
Old Dominion	W	7	2
Mississippi	W	13	1

### COLLEGE WORLD SERIES - OMAHA, NE

Oklahoma	W	3	2
Miami	L	2	4
Southern Cal	L	11	16

## 1996 (5-2)

### WEST REGIONAL - STANFORD, CA

NE Illinois	W	16	0
UC-Santa Barbara	W	10	1
Stanford	W	5	4
Cal State-Northridge	W	9	2

### COLLEGE WORLD SERIES - OMAHA, NE

Florida	L	2	5
Wichita State	W	8	4
Florida	L	3	6

## 1997 (4-2)

### NCAA EAST REGIONAL - TALLAHASSEE, FL

Marist	W	4	2
UCF	W	16	2
Auburn	L	7	8
USF	W	6	5
Auburn	W	9	7
Auburn	L	2	5



# NCAA TOURNAMENT RESULTS



Chip Baker congratulates Ryan Barthelemy after hitting a home run at the College World Series.

## 1998 (4-2)

### NCAA ATLANTIC II REGIONAL - TALLAHASSEE, FL

Liberty University	W	10	7
Delaware	W	27	6
Oklahoma	W	23	2
Auburn	W	16	10

### COLLEGE WORLD SERIES - OMAHA, NE

Arizona State	L	10	11
Long Beach State	L	4	7

## 1999 (9-2)

### NCAA REGIONAL - TALLAHASSEE, FL

The Citadel	W	24	6
Jacksonville	W	9	2
Providence	W	14	3

### NCAA SUPER REGIONAL - TALLAHASSEE, FL

Auburn	W	10	2
Auburn	W	6	3

### COLLEGE WORLD SERIES - OMAHA, NE

Texas A&M	W	7	3
Stanford	L	6	10
Cal State-Fullerton	W	7	2
Stanford	W	8	6
Stanford	(13) W	14	11
Miami	L	5	6

## 2000 (8-4)

### NCAA REGIONAL - TALLAHASSEE, FL

Bethune-Cookman	W	6	3
UCF	L	8	9
Evansville	W	11	2
UCF	W	6	1
UCF	W	8	1

### NCAA SUPER REGIONAL - TALLAHASSEE, FL

Miami	W	9	2
Miami	L	5	7
Miami	W	6	1

### COLLEGE WORLD SERIES - OMAHA, NE

Southern Cal	L	4	6
Texas	W	6	2
Southern Cal	W	3	2
LSU	L	3	6

## 2001 (4-2)

### NCAA REGIONAL - TALLAHASSEE, FL

Bethune-Cookman	W	8	1
Auburn	W	10	6
Auburn	W	9	6

### NCAA SUPER REGIONAL - ATHENS, GA

Georgia	L	7	8
Georgia	W	11	6
Georgia	L	3	8

## 2002 (4-2)

### NCAA REGIONAL - TALLAHASSEE, FL

Stetson	W	11	8
UCF	W	7	3
USF	W	13	6

### NCAA SUPER REGIONAL - TALLAHASSEE, FL

Notre Dame	L	4	10
Notre Dame	W	12	5
Notre Dame	L	1	3

## 2003 (4-3)

### NCAA REGIONAL - TALLAHASSEE, FL

Jacksonville	W	6	0
South Alabama	L	6	8
Rutgers	W	17	7
South Alabama	W	13	5
South Alabama	W	12	2

### NCAA SUPER REGIONAL - TALLAHASSEE, FL

Texas	L	3	8
Texas	L	5	6

## 2004 (3-3)

### NCAA REGIONAL - TALLAHASSEE, FL

Bethune-Cookman	W	10	3
UCF	W	3	2
UCF	L	7	5
UCF	W	19	3

### NCAA SUPER REGIONAL - FAYETTEVILLE, AR

Arkansas	L	7	5
Arkansas	L	4	2

## 2005 (3-2)

### NCAA REGIONAL - TALLAHASSEE, FL

Army	W	3	2
Auburn	W	4	3
Auburn	W	10	4

### NCAA SUPER REGIONAL - GAINESVILLE, FL

Florida	L	1	8
Florida	L	5	8

## 2006 (2-2)

### NCAA REGIONAL - ATHENS, GA

Jacksonville	W	18	0
Georgia	W	6	4
Georgia	L	1	7
Georgia	L	2	3

## 2007 (1-2)

### NCAA REGIONAL - TALLAHASSEE, FL

Bethune-Cookman	W	6	2
Mississippi State	L	0	3
Stetson		17	1
Mississippi State	L	4	9

## 2008 (6-4)

### NCAA REGIONAL - TALLAHASSEE, FL

Bucknell	L	0	7
Florida	W	17	11
Bucknell	W	24	9
Tulane	W	17	8
Tulane	W	16	7

### NCAA SUPER REGIONAL - TALLAHASSEE, FL

Wichita State	L	7	10
Wichita State	W	14	4
Wichita State	W	11	4

### COLLEGE WORLD SERIES - OMAHA, NE

Stanford	L	5	16
Miami	L	5	7

## 2009 (3-2)

### NCAA REGIONAL - TALLAHASSEE, FL

Marist	W	16	4
Georgia	W	8	2
Ohio State	W	37	6

### NCAA SUPER REGIONAL - TALLAHASSEE, FL

Arkansas	L	2	7
Arkansas	L	8	9



# NCAA TOURNAMENT RESULTS

## 2010 (6-3)

### NCAA REGIONAL - NORWICH, CT

Central Connecticut State	W	11	3
Oregon	W	6	4
Oregon	W	5	3

### NCAA SUPER REGIONAL - TALLAHASSEE, FL

Vanderbilt	W	9	8
Vanderbilt	L	2	6
Vanderbilt	W	7	6

### COLLEGE WORLD SERIES - OMAHA, NE

TCU	L	1	8
Florida	W	8	5
TCU	L	7	11

## 2011 (4-2)

### NCAA REGIONAL - TALLAHASSEE, FL

Bethune-Cookman	W	6	5
Alabama	W	9	5
Alabama	W	11	1

### NCAA SUPER REGIONAL - TALLAHASSEE, FL

Texas A&M	L	2	6
Texas A&M	W	23	9
Texas A&M	L	2	11

## 2012 (7-2)

### NCAA REGIONAL - TALLAHASSEE, FL

UAB	W	2	1
Samford	W	8	1
Samford	W	5	2

### NCAA SUPER REGIONAL - TALLAHASSEE, FL

Stanford	W	17	1
Stanford	W	18	7

### COLLEGE WORLD SERIES - OMAHA, NE

Arizona	(12) L	3	4
Stony Brook	W	12	2
UCLA	W	4	1
Arizona	L	3	10

## POSTSEASON ALL-TIME RECORD vs. OPPONENTS

TEAM	POSTSEASON RECORDS	CWS RECORDS	TEAM	POSTSEASON RECORDS	CWS RECORDS
Alabama	5-1		Marshall	0-1	
Alabama-Birmingham	1-0		Maryland	2-0	
Arizona State	1-1	1-1	Miami	7-7	2-3
Arizona	1-6	1-6	Michigan	0-1	0-1
Arkansas	0-5		Minnesota	1-0	
Army	1-0		Mississippi State	4-6	
Auburn	10-4		Mississippi	1-1	
Bethune-Cookman	5-0		NC State	2-1	
Brigham Young	1-0		NE Illinois	1-0	
Bucknell	1-1		New Orleans	1-0	
UCLA	1-0	1-0	North Carolina	2-1	1-0
UC Santa Barbara	1-0		Notre Dame	2-3	
Cal State Fullerton	1-3	1-3	Ohio State	2-1	0-1
Cal State Northridge	1-0		Ohio	1-0	1-0
California	1-0	1-0	Oklahoma State	1-0	1-0
Central Connecticut St.	1-0		Oklahoma	2-1	1-0
UCF	6-2		Old Dominion	1-0	
Central Michigan	2-0		Oregon	2-0	
Clemson	2-4		Penn State	0-1	0-1
Coastal Carolina	1-0		Providence	1-0	
Connecticut	0-1	0-1	Richmond	1-0	
Dartmouth	1-0	1-0	Rider	1-0	
Delaware	1-1		Rutgers	1-0	
Duke	3-4		Samford	2-0	
Eastern Michigan	0-2	0-1	Santa Clara	1-1	1-1
East Carolina	4-2		Seton Hall	0-1	0-1
Evansville	1-0		South Alabama	6-3	
Florida	4-10	1-3	USF	5-0	
Florida International	1-0		Southern Cal	1-4	1-4
Fresno State	0-1	0-1	St. Louis	0-1	0-1
Furman	2-0		Stanford	6-2	2-2
George Mason	1-0		Stetson	3-2	
George Washington	2-0		Stony Brook	1-0	1-0
Georgia Teachers	1-0		TCU	0-2	0-2
Georgia Tech	2-2	0-1	Texas A&M	3-2	1-0
Georgia	3-4		Texas	3-4	3-2
Hawaii	0-1	0-1	The Citadel	1-0	
Illinois	1-0		Troy State	1-0	
Indiana State	1-0	1-0	Tulane	3-0	
Ithaca	1-0	1-0	Vanderbilt	2-1	
Jacksonville	6-1		Western Michigan	1-0	1-0
Kent	1-0		Wake Forest	4-1	
Lafayette	1-0		West Virginia	2-1	
Liberty	1-0		Western Carolina	2-1	
Long Beach State	0-2	0-1	Western Kentucky	2-0	
LSU	2-2	1-2	Wichita State	4-3	2-2
Marist	2-0		<b>Total</b>	<b>174-113</b>	<b>28-42</b>



# SEMINOLES IN THE MLB DRAFT

## 1966

NAME	POS	TEAM	ROUND
Jim Lyttle*	OF	New York Yankees	1st (10)
Gary Sprague	SS-2B	Cleveland Indians	6th (112)
Eddie Howell	P	Kansas City Athletics	12th (222)
Randy Brown*	C	California Angels	18th (348)
Mike Martin	OF	New York Mets	28th (540)
Maury Hopkins	3B	New York Mets	44th (757)
Dick Fernandez	2B	Kansas City Athletics	Free Agent
Pete Sarron	OF	Cleveland Indians	Free Agent

## 1967 JUNE SECONDARY DRAFT

LaDon Boyd	P	Kansas City Athletics	2nd (33)
------------	---	-----------------------	----------

## 1968

Steve Mastin	P	Oakland Athletics	15th (326)
Chuck Hines	3B	Pittsburgh Pirates	17th (381)
Wayne Vincent	P	Seattle Pilots	31st (706)

## 1968 JUNE SECONDARY DRAFT

Tom Cook	C	Oakland Athletics	1st (12)
----------	---	-------------------	----------

## 1969

Walt Sumner	OF	Atlanta Braves	14th (322)
Mike Easom	3B	Cleveland Indians	23rd (541)
Jeff Hogan	SS	Los Angeles Dodgers	31st (719)
Dick Gold	2B	Chicago Cubs	37th (840)
Chuck Cone	IF	San Diego Padres	Free Agent
Jim Gurzynski	1B	Los Angeles Dodgers	Free Agent
George Lott	P	Montreal Expos	Free Agent
Craig Skok*	P	Boston Celtics	Free Agent

## 1969 JUNE SECONDARY DRAFT

Dave Moates*	OF	Washington Senators	4th (87)
--------------	----	---------------------	----------

## 1970 JANUARY SECONDARY DRAFT

Jeff Hogan	3B	Detroit Tigers	2nd (47)
Walt Sumner	OF	California Angels	6th (121)

## 1970

Dick Nichols	2B	Boston Red Sox	26th (614)
Tom Henson	P	Cincinnati Reds	Free Agent

## 1970 JUNE SECONDARY DRAFT

Pat Osburn*	P	Cincinnati Reds	1st (9)
Gene Ammann	P	Milwaukee Brewers	3rd (56)
Johnny Grubb*	OF	Atlanta Braves	3rd (61)
Mike Slade	P	Washington Senators	7th (104)

## 1971 JANUARY SECONDARY DRAFT

Johnny Grubb*	OF	San Diego Padres	1st (23)
---------------	----	------------------	----------

## 1971

Mac Scarce*	P	Philadelphia Phillies	8th (172)
Stan Thomas*	P	Washington Senators	27th (609)
Greg Gromek	SS	Detroit Tigers	34th (715)
Harry Saferight	C	Philadelphia Phillies	35th (723)
Al Cleveland	P	Detroit Tigers	Free Agent
Mike Leber		Boston Red Sox	Free Agent

## 1971 JUNE SECONDARY DELAYED DRAFT

Dan Roatche	C	Minnesota Twins	2nd (33)
Ron Cash*	SS	Detroit Tigers	3rd (66)

## 1972

Dave Nichols	2B	Minnesota Twins	Free Agent
Dan Roatche	C	Boston Red Sox	Free Agent
Herb Sikes	IF	St. Louis Cardinals	Free Agent

## 1973

Roger Smith	SS	California Angels	17th (391)
Rick Colzie	OF	Cincinnati Reds	33rd (686)
Rick Langford*	P	Kansas City Royals	Free Agent
John LiBrandi	OF	Pittsburgh Pirates	Free Agent
Rick Snyder	OF	Minnesota Twins	Free Agent

## 1974

Ron Herring	P	Montreal Expos	Free Agent
Marty Maier	IF	Kansas City Royals	Free Agent

## 1975

Jim Busby	OF	Pittsburgh Pirates	8th (188)
Randy Davidson	2B	Cincinnati Reds	9th (214)
Danny O'Brien*	P	Chicago White Sox	16th (371)
Larry Rothschild*	P	Cincinnati Reds	Free Agent

## 1976 JANUARY REGULAR DRAFT

Steve Tebbetts	OF	California Angels	1st (5)
----------------	----	-------------------	---------

## 1976 JANUARY SECONDARY DRAFT

Danny O'Brien*	P	St. Louis Cardinals	3rd (61)
----------------	---	---------------------	----------

## 1976

Larry Jones	P	Boston Red Sox	4th (94)
Bob Mayer	P	Cincinnati Reds	13th (311)
Craig Eaton*	P	Kansas City Royals	Free Agent

## 1976 JUNE SECONDARY DRAFT

Jeff Hardy	SS	Cincinnati Reds	3rd (47)
------------	----	-----------------	----------

## 1977 JANUARY SECONDARY DRAFT

Jeff Hardy	SS	Chicago Cubs	1st (11)
------------	----	--------------	----------

## 1977

Terry Kennedy*	OF	St. Louis Cardinals	1st (6)
Larry Jones	P	Baltimore Orioles	5th (123)
Rick McGlone	C	Kansas City Royals	16th (411)
Ben Curry	1B	Cleveland Indians	17th (427)
Jackie Smith	P	Chicago White Sox	18th (442)
Mike McLeod	P	New York Yankees	19th (488)
Guillermo Bonilla*	2B	New York Yankees	24th (606)
Joel Hicks	1B	Chicago White Sox	Free Agent
Carlos Lezcano*	OF	Chicago Cubs	Free Agent
Jim McArdle	OF	Cincinnati Reds	Free Agent

## 1978

Brooks Carey	OF	Baltimore Orioles	10th (256)
Mark Gilbert*	OF	Chicago Cubs	14th (351)
Bob Benda	IF	Detroit Tigers	22nd (547)
Mike Bretz	P	Pittsburgh Pirates	38th (754)

## 1978 JUNE SECONDARY DRAFT

Blane McDonald	C	Atlanta Braves	2nd (26)
----------------	---	----------------	----------

## 1979

Craig Patterson	2B	Kansas City Royals	31st (767)
Rick Holloway	P	Oakland Athletics	Free Agent
Joe Nichols	P	Montreal Expos	Free Agent

## 1980

Jim Weaver*	OF	Minnesota Twins	2nd (35)
Mike Fuentes*	OF	Minnesota Twins	5th (116)
Ken Smith	P	New York Yankees	21st (541)
Don DeLoach	SS	Montreal Expos	25th (637)
Jay Keeler	P	St. Louis Cardinals	27th (672)

## 1980 JUNE SECONDARY DRAFT

Ed Schneider	P	Cincinnati Reds	2nd (28)
--------------	---	-----------------	----------

## 1981

Mike Fuentes*	OF	Montreal Expos	2nd (44)
Jeff S. Ledbetter	1B	Montreal Expos	4th (94)
Ed Schneider	P	Toronto Blue Jays	17th (419)
Joe Licata	OF-3B	New York Mets	28th (691)
Clem Freeman	P	Cincinnati Reds	Free Agent
Rick Hatcher	P	Atlanta Braves	Free Agent



# SEMINOLES IN THE MLB DRAFT

## 1982

Jeff S. Ledbetter	1B-OF	Boston Red Sox	1st (26)
Chris Cawthon	OF	Cleveland Indians	6th (144)
Jamey Shouppe	P	Houston Astros	8th (199)
Jay Keeler	P	Cleveland Indians	11th (274)
Tim Phillips	P	Toronto Blue Jays	30th (740)
Allen Swindle	P	Cincinnati Reds	Free Agent

## 1983

Bruce Tanner*	P	Chicago White Sox	4th (97)
David Smalley	P	New York Yankees	8th (197)
Mike Yastrzemski	OF	Texas Rangers	23rd (570)

## 1983 JUNE SECONDARY DRAFT

Tony Blasucci	P	Pittsburgh Pirates	1st (4)
Jody Reed*	SS	Texas Rangers	2nd (49)

## 1984 JANUARY REGULAR DRAFT

Mark Barineau	2B-SS	Cleveland Indians	13th (290)
---------------	-------	-------------------	------------

## 1984 JANUARY SECONDARY DRAFT

Mike Yastrzemski	OF	Atlanta Braves	3rd (56)
------------------	----	----------------	----------

## 1984

Jody Reed*	SS	Boston Red Sox	8th (198)
Doug Treadway	P	Los Angeles Dodgers	12th (311)
Jeff Gray*	P	Philadelphia Phillies	Free Agent

## 1985

Doug Little	P	St. Louis Cardinals	7th (176)
Mike Loynd*	P	Baltimore Orioles	11th (281)
Frank Fazzino	OF	Milwaukee Brewers	19th (471)
Steve Gelmine	P	Houston Astros	21st (534)
Kevin Smith	P	Houston Astros	22nd (560)

## 1986 JANUARY SECONDARY DRAFT

Ray Revak	P	Boston Red Sox	1st (7)
-----------	---	----------------	---------

## 1986

Luis Alicea*	2B	St. Louis Cardinals	1st (23)
Paul Sorrento*	OF	California Angels	4th (103)
Bien Figueroa*	SS	St. Louis Cardinals	5th (130)
Mike Loynd*	P	Texas Rangers	7th (163)
Doug Little	P	Chicago White Sox	10th (257)
Eric Mangham	OF	Los Angeles Dodgers	17th (438)

## 1987

Richie Lewis*	P	Montreal Expos	2nd (44)
Chris Pollack	P	Montreal Expos	10th (251)
Jerry Nielsen*	P	Oakland Athletics	11th (276)
Barry Blackwell	C	Los Angeles Dodgers	12th (299)
Jose Marzan	IF-OF	Minnesota Twins	16th (398)
John Wanish	P	Los Angeles Dodgers	16th (403)
Ed Fulton	C	St. Louis Cardinals	16th (409)
Rafael Bournigal*	SS	Los Angeles Dodgers	19th (481)
Steve Taddeo	OF	New York Yankees	55th (1214)

## 1988

Edwin Alicea	2B	Atlanta Braves	9th (216)
Barry Blackwell	C	Cleveland Indians	17th (423)
Jerry Nielsen	P	New York Yankees	18th (469)
Deion Sanders	OF	New York Yankees	30th (781)
Rod Byerly	P	Pittsburgh Pirates	Free Agent
Bret Davis	P	Montreal Expos	Free Agent

## 1989

Ronald Lewis	OF	California Angels	10th (251)
Tim Nedin	P	Minnesota Twins	21st (552)
Clyde Keller	P	St. Louis Cardinals	32nd (820)

## 1990

Marc Ronan*	C-OF	St. Louis Cardinals	3rd (86)
Gar Finnvoid*	P	Boston Red Sox	6th (169)
Ricky Kimball	P	St. Louis Cardinals	17th (450)
Matt Dunbar*	P	New York Yankees	25th (655)
Mike Brady	P	Los Angeles Dodgers	36th (939)
Rob Bargas	3B	Montreal Expos	Free Agent
Brad Gregory	P	California Angels	Free Agent
Gary Painter	P	Boston Red Sox	Free Agent

## 1991

Eduardo Perez*	1B	California Angels	1st (17)
Jimmy Lewis	P	Houston Astros	2nd (48)
Pedro Grifol	C	Minnesota Twins	6th (155)
Ricky Kimball	P	Oakland Athletics	7th (204)
Kenny Robinson*	P	Toronto Blue Jays	10th (277)
Garrett Blanton	OF	St. Louis Cardinals	25th (650)
Tim Davis*	P	Minnesota Twins	34th (883)

## 1992

Kenny Felder	OF	Milwaukee Brewers	1st (12)
Chris Roberts	P-OF	New York Mets	1st (18)
Roger Bailey*	P	Colorado Rockies	3rd (95)
Tim Davis*	P	Seattle Mariners	6th (166)
Chris Brock*	OF-P	Atlanta Braves	12th (341)
Jim Rushworth	P	Montreal Expos	18th (491)
Terrell Buckley	OF	Atlanta Braves	38th (1069)
Nandy Serrano	3B	California Angels	Free Agent

## 1993

John Wasdin*	P	Oakland Athletics	1st (25)
Bryan Harris	P	California Angels	18th (495)
Mike Schmitz	1B-OF	New York Yankees	22nd (617)
Charlie Ward	SS-OF	Milwaukee Brewers	59th (1555)
John Nedeau	P	California Angels	Free Agent
Jeff Tam*	P	New York Mets	Free Agent

## 1994

Paul Wilson*	P	New York Mets	1st (1)
Mike Martin	OF	Seattle Mariners	17th (469)
Charlie Ward	SS	New York Yankees	18th (507)
Link Jarrett	SS	Colorado Rockies	22nd (602)
Colby Weaver	OF	Atlanta Braves	41st (1151)
Jack Niles	3B	New York Mets	Free Agent

## 1995

Jonathan Johnson*	P	Texas Rangers	1st (7)
David Yocum	P	Los Angeles Dodgers	1st (20)
Doug Mientkiewicz*	1B	Minnesota Twins	5th (128)
Mike Martin, Jr.	C	San Diego Padres	9th (229)
Mickey Lopez*	2B	Milwaukee Brewers	13th (348)
Charlie Cruz	P	Atlanta Braves	13th (365)
Phil Olson	P	New York Mets	20th (553)
Mike Bell	P	Montreal Expos	20th (563)
Danny Kanell	P	New York Yankees	25th (702)
Randy Hodges	OF	Atlanta Braves	34th (953)

## 1996

Jeremy Morris	OF	San Diego Padres	9th (259)
Adam Faurot	3B-SS	Milwaukee Brewers	38th (1123)
Mike Davis	P	New York Mets	51st (1465)

## 1997

J.D. Drew*	OF	Philadelphia Phillies	1st (2)
Randy Choate*	P	New York Yankees	5th (169)
Jeremy Morris	OF	New York Yankees	8th (259)
Scott Zech	2B	Montreal Expos	14th (436)
Randy Niles	P	Oakland Athletics	20th (605)
Matt Woodward	1B	Seattle Mariners	31st (944)

## 1998

J.D. Drew*	OF	St. Louis Cardinals	1st (5)
Scott Proctor*	P	Los Angeles Dodgers	5th (156)
Jeremy Salazar	C	Philadelphia Phillies	19th (554)
Matt Woodward	1B	Seattle Mariners	24th (725)
Brian Cox	OF	Atlanta Braves	26th (791)



# SEMINOLES IN THE MLB DRAFT

## 1999

Nick Stocks	P	St. Louis Cardinals	1st (36)
Matt Diaz*	OF	Tampa Bay Devil Rays	17th (505)
Marshall McDougall	IF	Boston Red Sox	26th (799)
Chris Chavez	P	Atlanta Braves	27th (834)
Kevin Cash*	IF	Toronto Blue Jays	Free Agent

## 2000

Marshall McDougall*	IF	Oakland Athletics	9th (270)
Mike Ziegler	P	Oakland Athletics	14th (420)
Jared Jones	OF	Seattle Mariners	16th (476)
Mike Smalley	P	Atlanta Braves	23rd (700)
Karl Jernigan	OF	Oakland Athletics	41st (1228)
John Halliday	1B	Chicago White Sox	Free Agent
Jon McDonald	P	Minnesota Twins	Free Agent

## 2001

Chris Smith	P	Baltimore Orioles	1st (7)
John-Ford Griffin*	OF	New York Yankees	1st (23)
Karl Jernigan	OF	San Francisco Giants	22nd (676)
Justin Lord	P	Kansas City Royals	Free Agent
Brent Pearson	P	Pittsburgh Pirates	Free Agent

## 2002

Matt Lynch	P	San Diego Padres	7th (205)
Robby Read	P	Philadelphia Phillies	7th (209)
Ryan Barthelemy	IF	Philadelphia Phillies	10th (299)
Nick Rogers	OF	Oakland Athletics	Free Agent

## 2003

Tony Richie	C	Chicago Cubs	4th (103)
Blake Balkcom	OF	Anaheim Angels	5th (150)
Trent Peterson	P	Oakland Athletics	5th (152)
Matt Lynch	P	Oakland Athletics	10th (302)
Daniel Davidson*	P	Anaheim Angels	13th (390)
Tony McQuade	OF	Chicago Cubs	15th (433)
Marc LaMacchia	P	Texas Rangers	21st (616)
Daniel Hodges	P	Philadelphia Phillies	26th (775)

## 2004

Stephen Drew*	SS	Arizona Diamondbacks	1st (15)
Eddy Martinez-Esteve	OF	San Francisco Giants	2nd (70)
Rhett James	P	Florida Marlins	20th (608)
Bryan Zech	2B	New York Mets	24th (704)
Eddie Cannon	P	Toronto Blue Jays	44th (1317)

## 2005

Kevin Lynch	P	Anaheim Angels	26th (793)
Aaron Cheesman	C	Philadelphia Phillies	29th (877)
Barret Browning	P	Colorado Rockies	38th (1137)

## 2006

Shane Robinson*	OF	St. Louis Cardinals	5th (166)
Tyler Chambliss	P	Kansas City Royals	11th (317)
Barret Browning*	P	Anaheim Angels	28th (852)
Luke Tucker	P	Toronto Blue Jays	39th (1170)
Ryne Malone	3B	Chicago Cubs	49th (1459)

## 2007

Tony Thomas, Jr.	2B	Chicago Cubs	3rd (97)
Mark Gildea	OF	Washington Nationals	9th (280)
Mark Hallberg	SS	Arizona Diamondbacks	9th (283)
Bryan Henry	P	Arizona Diamondbacks	12th (373)
Ryan Strauss	P	Minnesota Twins	35th (1077)
Danny Rosen	P	Arizona Diamondbacks	41st (1226)
Jack Rye	OF	San Francisco Giants	46th (1355)
Brandon Reichert	1B	Colorado Rockies	49th (1418)

## 2008

Buster Posey*	C	San Francisco Giants	1st (5)
Tony Delmonico	SS	Los Angeles Dodgers	6th (187)
Ryan Strauss	P	Chicago White Sox	9th (270)
Jack Rye	OF	New York Yankees	13th (410)
Dennis Guinn	1B	Texas Rangers	17th (513)
Elih Villanueva*	P	Florida Marlins	27th (808)
Matt Faires	P	Cincinnati Reds	35th (1049)

## 2009

D'Vontrey Richardson	OF	Milwaukee Brewers	5th (166)
Jason Stidham	2B	St. Louis Cardinals	8th (249)
Jimmy Marshall	P	Los Angeles Dodgers	23rd (697)

## 2010

John Gast	P	St. Louis Cardinals	6th (199)
Geoff Parker	P	Colorado Rockies	9th (290)
Tyler Holt	OF	Cleveland Indians	10th (300)
Stephen Cardullo	SS	Arizona Diamondbacks	24th (721)
Taiwan Easterling	OF	Florida Marlins	31st (937)
Mike McGee	OF	Arizona Diamondbacks	41st (1231)

## 2011

Sean Gilmartin	P	Atlanta Braves	1st (28)
Mike McGee	OF	Seattle Mariners	15th (453)
Rafael Lopez	C	Chicago Cubs	16th (489)
Daniel Bennett	P	Detroit Tigers	19th (587)
James Ramsey	OF	Minnesota Twins	22nd (688)
Taiwan Easterling	OF	Chicago Cubs	27th (819)
Robby Scott	P	Boston Red Sox	Free Agent

## 2012

James Ramsey	OF	St. Louis Cardinals	1st (23)
Jayce Boyd	1B	New York Mets	6th (200)
Robert Benincasa	P	Washington Nationals	7th (234)
Devon Travis	2B	Detroit Tigers	13th (424)
Sherman Johnson	3B	Los Angeles Angels	14th (447)
Hunter Scantling	P	Detroit Tigers	14th (454)
Justin Gonzalez	SS	Los Angeles Dodgers	27th (836)

*Unless otherwise noted, players were drafted during the June Regular Draft  
\*Played MLB*


## FSU'S FIRST ROUND DRAFT CHOICES

PLAYER, POSITION	YEAR DRAFTED	TEAM
Jim Lyttle, OF	1966	New York (AL)
Tom Cook, C	1968	Oakland
Terry Kennedy, C	1977	St. Louis
Jeff Ledbetter, OF	1982	Boston
Luis Alicea, 2B	1986	St. Louis
Eduardo Perez, 1B/OF	1991	California
Chris Roberts, P/OF	1992	New York (NL)
Kenny Felder, OF	1992	Milwaukee
John Wasdin, P	1993	Oakland
Paul Wilson, P	1994	New York (NL)
Jonathan Johnson, P	1995	Texas
David Yocum, P	1995	Los Angeles
J.D. Drew, OF	1997	Philadelphia
J.D. Drew, OF	1998	St. Louis
Nick Stocks, P	1999	St. Louis
John-Ford Griffin, OF	2001	New York (AL)
Stephen Drew, SS	2004	Arizona
Buster Posey, C	2008	San Francisco
Sean Gilmartin, P	2011	Atlanta
James Ramsey, OF	2012	St. Louis





# SEMINOLES IN THE MAJORS




## LUIS ALICEA

**Full Name:** Luis Rene (DeJesus) Alicea  
**Born:** July 29, 1965, Santurce, PR  
**Height:** 5-9      **Weight:** 177  
**Throws:** Right      **Bats:** Switch Hitter  
**Debut:** April 23, 1988





## ROGER BAILEY

**Full Name:** Charles Roger Bailey  
**Born:** October 3, 1970, Chattahoochee, FL  
**Height:** 6-1      **Weight:** 180  
**Throws:** Right      **Bats:** Right  
**Debut:** April 27, 1995



## GUILLERMO BONILLA

**Full Name:** Juan Guillermo Bonilla  
**Born:** February 12, 1955, Santurce, PR  
**Height:** 5-9      **Weight:** 170  
**Throws:** Right      **Bats:** Right  
**Debut:** April 9, 1981




## RAFAEL BOURNIGAL

**Full Name:** Rafael Antonio Bournigal  
**Born:** May 12, 1966, Azua, DR  
**Height:** 5-11      **Weight:** 165  
**Throws:** Right      **Bats:** Right  
**Debut:** September 1, 1992



## CHRIS BROCK

**Full Name:** Terrance Christopher Brock  
**Born:** February 5, 1970, Orlando, FL  
**Height:** 6-0      **Weight:** 175  
**Throws:** Right      **Bats:** Right  
**Debut:** June 11, 1997




## RANDY BROWN

**Full Name:** Edwin Randolph Brown  
**Born:** August 29, 1944, Leesburg, FL  
**Height:** 5-7      **Weight:** 170  
**Throws:** Right      **Bats:** Left  
**Debut:** September 11, 1969




## BARRET BROWNING

**Full Name:** Gary Barret Browning  
**Born:** December 28, 1984, Brunswick, GA  
**Height:** 6-2      **Weight:** 205  
**Throws:** Left      **Bats:** Left  
**Debut:** June 30, 2012




## KEVIN CASH

**Full Name:** Kevin Forrest Cash  
**Born:** December 6, 1977, Tampa, FL  
**Height:** 6-0      **Weight:** 185  
**Throws:** Right      **Bats:** Right  
**Debut:** September 6, 2002




## RON CASH

**Full Name:** Ronald Forrest Cash  
**Born:** November 20, 1949, Atlanta, GA  
**Height:** 6-0      **Weight:** 180  
**Throws:** Right      **Bats:** Right  
**Debut:** September 4, 1973




## RANDY CHOATE

**Full Name:** Randol Doyle Choate  
**Born:** September 5, 1975, San Antonio, TX  
**Height:** 6-3      **Weight:** 180  
**Throws:** Left      **Bats:** Left  
**Debut:** July 1, 2000




## DANIEL DAVIDSON

**Full Name:** Daniel Davidson  
**Born:** January 8, 1981, Panama City, FL  
**Height:** 6-4      **Weight:** 210  
**Throws:** Left      **Bats:** Left  
**Debut:** April 19, 2009




## TIM DAVIS

**Full Name:** Timothy Howard Davis  
**Born:** July 14, 1970, Marianna, FL  
**Height:** 5-11      **Weight:** 165  
**Throws:**      **Left Bats:** Left  
**Debut:** April 4, 1994



## MATT DIAZ

**Full Name:** Matthew E. Diaz  
**Born:** March 3, 1978, Portland, OR  
**Height:** 6-1      **Weight:** 206  
**Throws:** Right      **Bats:** Right  
**Debut:** July 19, 2003



## J.D. DREW

**Full Name:** David Jonathan Drew  
**Born:** November 20, 1975, Valdosta, GA  
**Height:** 6-1      **Weight:** 195  
**Throws:** Right      **Bats:** Left  
**Debut:** September 8, 1998  
**Comments:** 2008 All-Star MVP




## STEPHEN DREW

**Full Name:** Stephen Oris Drew  
**Born:** March 16, 1983, Valdosta, GA  
**Height:** 6-1      **Weight:** 185  
**Throws:** Right      **Bats:** Left  
**Debut:** July 15, 2006



## MATT DUNBAR

**Full Name:** Matthew Marshall Dunbar  
**Born:** October 15, 1968, Tallahassee, FL  
**Height:** 6-0      **Weight:** 170  
**Throws:** Left      **Bats:** Left  
**Debut:** April 25, 1995






# SEMINOLES IN THE MAJORS


## CRAIG EATON

**Full Name:** Craig Eaton  
**Born:** September 7, 1954, Glendale, OH  
**Height:** 5-11    **Weight:** 175  
**Throws:** Right    **Bats:** Right  
**Debut:** September 5, 1979




## DICK HOWSER

**Full Name:** Richard Dalton Howser  
**Born:** May 14, 1936, Miami, FL  
**Died:** June 17, 1987, Kansas City, MO  
**Height:** 5-8    **Weight:** 155  
**Throws:** Right    **Bats:** Right  
**Debut:** April 11, 1961  
**Comments:** 1961 American League Rookie-of-the-Year




## BIEN FIGUEROA

**Full Name:** Bienvenido Figueroa  
**Born:** February 7, 1964, Santo Domingo, DR  
**Height:** 5-10    **Weight:** 170  
**Throws:** Right    **Bats:** Right  
**Debut:** May 17, 1992



## JONATHAN JOHNSON

**Full Name:** Jonathan Kent Johnson  
**Born:** July 16, 1974, LaGrange, GA  
**Height:** 6-0    **Weight:** 180  
**Throws:** Right    **Bats:** Right  
**Debut:** September 27, 1998




## GAR FINNVOLD

**Full Name:** Anders Gar Finnvold  
**Born:** March 11, 1968, Boynton Beach, FL  
**Height:** 6-5    **Weight:** 195  
**Throws:** Right    **Bats:** Right  
**Debut:** May 10, 1994



## HUNTER JONES

**Full Name:** David Hunter Jones  
**Born:** January 10, 1984, Palm Beach Gardens, FL  
**Height:** 6-4    **Weight:** 235  
**Throws:** Left    **Bats:** Left  
**Debut:** April 20, 2009




## MIKE FUENTES

**Full Name:** Michael Jay Fuentes  
**Born:** July 11, 1958, Miami, FL  
**Height:** 6-3    **Weight:** 190  
**Throws:** Right    **Bats:** Right  
**Debut:** September 2, 1983




## TERRY KENNEDY

**Full Name:** Terrance Edward Kennedy  
**Born:** June 4, 1956, Euclid, OH  
**Height:** 6-3    **Weight:** 220  
**Throws:** Right    **Bats:** Left  
**Debut:** September 4, 1978




## MARK GILBERT

**Full Name:** Mark David Gilbert  
**Born:** August 22, 1956, Atlanta, GA  
**Height:** 6-0    **Weight:** 175  
**Throws:** Right    **Bats:** Switch Hitter  
**Debut:** July 21, 1985




## RICK LANGFORD

**Full Name:** James Rick Langford  
**Born:** March 20, 1952, Farmville, VA  
**Height:** 6-0    **Weight:** 180  
**Throws:** Right    **Bats:** Right  
**Debut:** June 13, 1976



## JEFF GRAY

**Full Name:** Jeffery Edward Gray  
**Born:** April 10, 1963, Richmond, VA  
**Height:** 6-1    **Weight:** 175  
**Throws:** Right    **Bats:** Right  
**Debut:** June 21, 1988




## RICHIE LEWIS

**Full Name:** Richie Todd Lewis  
**Born:** January 25, 1966, Muncie, IN  
**Height:** 5-10    **Weight:** 175  
**Throws:** Right    **Bats:** Right  
**Debut:** July 31, 1992




## JOHN-FORD GRIFFIN

**Full Name:** John-Ford David Griffin  
**Born:** November 19, 1979, Sarasota, FL  
**Height:** 6-2    **Weight:** 215  
**Throws:** Left    **Bats:** Left  
**Debut:** September 6, 2005



## JOHNNY GRUBB

**Full Name:** John Maywood Grubb, Jr.  
**Born:** August 4, 1948, Richmond, VA  
**Height:** 6-3    **Weight:** 188  
**Throws:** Right    **Bats:** Left  
**Debut:** September 10, 1972



## MICKEY LOPEZ

**Full Name:** Raymond Michael Lopez  
**Born:** November 17, 1973, Miami, FL  
**Height:** 5-9    **Weight:** 170  
**Throws:** Right    **Bats:** Switch Hitter  
**Debut:** September 6, 2004






# SEMINOLES IN THE MAJORS



## MIKE LOYND

**Full Name:** Michael Wallace Loynd  
**Born:** March 26, 1964, Saint Louis, MO  
**Height:** 6-4      **Weight:** 210  
**Throws:** Right      **Bats:** Right  
**Debut:** July 24, 1986



## JIM LYTTLE

**Full Name:** James Lawrence Lyttle  
**Born:** May 20, 1946, Hamilton, OH  
**Height:** 6-0      **Weight:** 186  
**Throws:** Right      **Bats:** Left  
**Debut:** May 17, 1969




## MARSHALL MCDUGALL

**Full Name:** Marshall James McDougall  
**Born:** December 19, 1978, Jacksonville, FL  
**Height:** 6-1      **Weight:** 200  
**Throws:** Right      **Bats:** Right  
**Debut:** June 7, 2005




## DOUG MIENTKIEWICZ

**Full Name:** Douglas Andrew Mientkiewicz  
**Born:** June 19, 1974, Toledo, OH  
**Height:** 6-2      **Weight:** 200  
**Throws:** Right      **Bats:** Left  
**Debut:** September 18, 1998  
**Comments:** 2001 Gold glove award winner



## DAVE MOATES

**Full Name:** David Allen Moates  
**Born:** January 30, 1948, Great Lakes, IL  
**Height:** 5-9      **Weight:** 163  
**Throws:** Left      **Bats:** Left  
**Debut:** September 21, 1974




## JERRY NIELSEN

**Full Name:** Gerald Arthur Nielsen  
**Born:** August 5, 1966, Sacramento, CA  
**Height:** 6-3      **Weight:** 185  
**Throws:** Left      **Bats:** Left  
**Debut:** July 12, 1992



## DANNY O'BRIEN

**Full Name:** Daniel Jogues O'Brien  
**Born:** April 22, 1954, Saint Petersburg, FL  
**Height:** 6-4      **Weight:** 215  
**Throws:** Right      **Bats:** Right  
**Debut:** September 4, 1978




## PAT OSBURN

**Full Name:** Larry Patrick Osburn  
**Born:** May 4, 1949, Murray, KY  
**Height:** 6-4      **Weight:** 195  
**Throws:** Left      **Bats:** Left  
**Debut:** April 13, 1974




**Buster Posey, San Francisco Giants**  
 2010 & 2012 World Series Champions




## EDUARDO PEREZ

**Full Name:** Eduardo Atanasio Perez  
**Born:** September 11, 1969, Cincinnati, OH  
**Height:** 6-4      **Weight:** 215  
**Throws:** Right      **Bats:** Right  
**Debut:** July 27, 1993





## BUSTER POSEY

**Full Name:** Gerald Demp Posey  
**Born:** March 27, 1987, Leesburg, GA  
**Height:** 6-1      **Weight:** 205  
**Throws:** Right      **Bats:** Right  
**Debut:** September 11, 2009  
**Comments:** 2010 NL Rookie of the Year;  
 2012 NL MVP, Silver Slugger, Comeback POY




## SCOTT PROCTOR

**Full Name:** Scott Christopher Proctor  
**Born:** January 2, 1977, Stuart, FL  
**Height:** 6-1      **Weight:** 198  
**Throws:** Right      **Bats:** Right  
**Debut:** April 20, 2004



## JODY REED

**Full Name:** Jody Eric Reed  
**Born:** July 26, 1962, Tampa, FL  
**Height:** 5-9      **Weight:** 165  
**Throws:** Right      **Bats:** Right  
**Debut:** September 12, 1987



## KENNY ROBINSON

**Full Name:** Kenneth Neal Robinson  
**Born:** November 3, 1969, Barberton, OH  
**Died:** February 28, 1999, Tucson, AZ  
**Height:** 5-7      **Weight:** 175  
**Throws:** Right      **Bats:** Right  
**Debut:** July 20, 1995






# SEMINOLES IN THE MAJORS




## SHANE ROBINSON

**Full Name:** Shane M. Robinson  
**Born:** October 30, 1984, Tampa, FL  
**Height:** 5-9      **Weight:** 160  
**Throws:** Right      **Bats:** Left  
**Debut:** May 7, 2009



## JEFF TAM

**Full Name:** Jeffrey Eugene Tam  
**Born:** August 19, 1970, Fullerton, CA  
**Height:** 6-1      **Weight:** 202  
**Throws:** Right      **Bats:** Right  
**Debut:** June 30, 1998




## MARC RONAN

**Full Name:** Edward Marcus Ronan  
**Born:** September 19, 1969, Ozark, AL  
**Height:** 6-2      **Weight:** 190  
**Throws:** Right      **Bats:** Left  
**Debut:** September 21, 1993



## BRUCE TANNER

**Full Name:** Bruce Matthew Tanner  
**Born:** December 9, 1961, New Castle, PA  
**Height:** 6-3      **Weight:** 220  
**Throws:** Right      **Bats:** Left  
**Debut:** June 12, 1985





## LARRY ROTHSCHILD

**Full Name:** Lawrence Lee Rothschild  
**Born:** March 12, 1954, Chicago, IL  
**Height:** 6-2      **Weight:** 180  
**Throws:** Right      **Bats:** Left  
**Debut:** September 11, 1981  
**Comments:** Manager Tampa Bay 1998-2001



## STAN THOMAS

**Full Name:** Stanley Brown Thomas  
**Born:** July 11, 1949, Rumford, ME  
**Height:** 6-2      **Weight:** 185  
**Throws:** Right      **Bats:** Right  
**Debut:** July 5, 1974




## DEION SANDERS

**Full Name:** Deion Luwynn Sanders  
**Born:** August 9, 1967, Fort Myers, FL  
**Height:** 6-1      **Weight:** 195  
**Throws:** Left      **Bats:** Left  
**Debut:** May 31, 1989




## ELIH VILLANUEVA

**Full Name:** Elih Christopher Villanueva  
**Born:** July 27, 1986, Miami, FL  
**Height:** 6-2      **Weight:** 235  
**Throws:** Right      **Bats:** Right  
**Debut:** June 15, 2011




## MAC SCARCE

**Full Name:** Guerrant McCurdy Scarce  
**Born:** April 8, 1949, Danville, VA  
**Height:** 6-3      **Weight:** 200  
**Throws:** Left      **Bats:** Left  
**Debut:** July 10, 1972



## JOHN WASDIN

**Full Name:** John Truman Wasdin  
**Born:** August 5, 1972, Fort Belvoir, VA  
**Height:** 6-2      **Weight:** 190  
**Throws:** Right      **Bats:** Right  
**Debut:** August 24, 1995




## CRAIG SKOK

**Full Name:** Craig Richard Skok  
**Born:** September 1, 1947, Dobbs Ferry, NY  
**Height:** 6-0      **Weight:** 190  
**Throws:** Left      **Bats:** Right  
**Debut:** May 4, 1973




## JIM WEAVER

**Full Name:** James Francis Weaver  
**Born:** October 10, 1959, Kingston, NY  
**Height:** 6-3      **Weight:** 190  
**Throws:** Left      **Bats:** Left  
**Debut:** April 10, 1985




## PAUL SORRENTO

**Full Name:** Paul Anthony Sorrento  
**Born:** November 17, 1965, Somerville, MA  
**Height:** 6-2      **Weight:** 200  
**Throws:** Right      **Bats:** Left  
**Debut:** September 8, 1989




## PAUL WILSON

**Full Name:** Paul Anthony Wilson  
**Born:** March 28, 1973, Orlando, FL  
**Height:** 6-5      **Weight:** 235  
**Throws:** Right      **Bats:** Right  
**Debut:** April 4, 1996



## KEN SUAREZ

**Full Name:** Kenneth Raymond Suarez  
**Born:** April 12, 1943, Tampa, FL  
**Height:** 5-9      **Weight:** 175  
**Throws:** Right      **Bats:** Right  
**Debut:** April 14, 1966



## WOODY WOODWARD

**Full Name:** William Frederick Woodward  
**Born:** September 23, 1942, Miami, FL  
**Height:** 6-2      **Weight:** 185  
**Throws:** Right      **Bats:** Right  
**Debut:** September 9, 1963





# MEDIA INFORMATION

## FSU MEDIA INFORMATION

Florida State Assistant Sports Information Director Jason Leturmy can assist you with any requests or questions regarding the Seminoles' 2013 baseball program, almanac, coaches or student-athletes.

### Jason Leturmy

Florida State Assistant SID/Baseball  
(850) 644-3920 – office  
(850) 228-7568 – cell  
Email: jleturmy@fsu.edu

### Mailing address:

FSU Sports Information  
PO Drawer 2195, Tallahassee, FL 32316

### Shipping address:

FSU Sports Information  
403 Stadium Dr. West Room D0107, Tallahassee, FL 32306

## CREDENTIAL REQUESTS

Press credentials are issued to members of the working media in the form of both season and game-by-game passes. All working press – print, digital, radio and television – should submit requests at their earliest opportunity prior to game day. Requests can be submitted in writing to the address above, or by emailing Jason Leturmy (jleturmy@fsu.edu). Credentials can be picked up in the Florida State Sports Information Office on the second floor of the Moore Athletic Center, or at the Will Call ticket window on the first base side of Dick Howser Stadium on game days only.

## PARKING

There is no designated media parking for Florida State baseball games. Parking is available in the university lots around Dick Howser Stadium on a first-come, first-serve basis. All media are encouraged to arrive as early as possible to avoid parking problems. Legally parked cars will not be ticketed on game days, beginning two hours prior to first pitch.

## PHOTOGRAPHERS

In accordance with NCAA rules and regulations, all photographers and videographers are required to shoot from within the designated areas inside the playing field area. Only credential-holding photographers and videographers will be admitted to shoot in those designated areas. These areas are marked just inside the gates adjacent to the home and visitors' dugouts. Photographers and videographers are asked not to restrict the view of fans.

## PHONE LINES

Florida State provides one phone line and one ISDN line for the visiting team's radio booth located in the press box, behind home plate. Phone lines can be used to make local calls only. Florida State has only one active phone line in the main press box at Dick Howser Stadium, but does provide high speed internet connections. Media members are encouraged to bring their own ethernet cables. A limited supply will be made available in the press box on a first-come, first-serve basis.



## SPORTS INFORMATION DIRECTORY



**Jason Leturmy**  
Assistant SID/Baseball



**Elliott Finebloom**  
SID/Assistant AD



**Chuck Walsh**  
Deputy SID



**Kerwin Lonzo**  
Associate SID



**Bob Thomas**  
Associate SID



**Zach Stipe**  
Assistant SID



**Steve Stone**  
Assistant SID



**Maryjane Gardner**  
Assistant SID



**Christa Salerno**  
SID Assistant

## DIGITAL MEDIA DIRECTORY



**Ryan Pensy**  
Director



**Scott Kotick**  
Assistant Director



**Layne Herdt**  
Video Producer



**Brandon Mellor**  
Senior Writer



**Jonathan Schillace**  
Seminoles.com Reporter



# MEDIA INFORMATION

## PLAYERS AND COACHES INTERVIEWS

All player and coach interviews must be arranged through Jason Leturmy in the Florida State Sports Information at (850) 228-7568 or via email at [jleturmy@fsu.edu](mailto:jleturmy@fsu.edu). Florida State coaches and players will be made available to the media at Dick Howser Stadium prior to practices on weekdays.

On game days, FSU coach Mike Martin and requested players will be made available at the conclusion of each game, following a 10-minute cooling off period. Martin will meet with the media in the first base dugout immediately after addressing the team. Requested FSU players will be escorted to the field or a pre-designated interview area by a member of the sports information staff after Martin's interview is completed. All media interviews with players and coaches must be conducted at these times, unless previously arranged through the sports information office. Player contact information will not be shared and interviews outside the established parameters are prohibited. Players are not to be contacted through the use of Twitter and Facebook.

## FSU ON THE WEB

All the game stories, updated stats, weekly releases, photo galleries, live stat links and Seminole baseball news is available 24 hours a day, seven days a week at [www.seminoles.com](http://www.seminoles.com), the official athletic website for Florida State University.

FSU baseball followers active in the social media sphere can tap into up-to-the-moment information by following [Seminoles.com](http://Seminoles.com) and FSU Baseball on Twitter ([@FSU\\_Baseball](https://twitter.com/FSU_Baseball)), Facebook ([Facebook.com/FSUBaseball](https://www.facebook.com/FSUBaseball)) and YouTube, or follow in-game coverage through Gametracker.

## SEMINOLES.COM

---

### Official iPhone & Android Apps

Search for Florida State Sports  
Everything you need as a fan:

- > Headlines & news updates
- > Live game scoring with player/team stats & play-by-play
- > On-demand video
- > Upcoming schedules
- > Rosters & More

Free Download: Available on the App Store Android Market

---

### Seminoles.com/AllAccess

- > Live audio streams for every game
- > Pre-game previews
- > Post-game recaps
- > Player features & more

Video presented by:

---

### Shop.Seminoles.com

The Official Online Store of Florida State Athletics

- > The largest selection of FSU merchandise online
- > \$4.99 3-Day Delivery - Any size order!
- > Easy 365-Day Returns
- > A portion of proceeds benefit Seminole Athletics

Find us on  
Facebook

Facebook.com/FSUSeminoles

FOLLOW US ON  
twitter

@FSU\_Baseball  
@Seminoles\_com

THE OFFICIAL ATHLETIC SITE OF  
FLORIDA STATE UNIVERSITY



## THE LEE BOWEN RADIO BOOTH

Lee Bowen (1957-2004)

For 15 years, Lee Bowen served as the voice of the Florida State Seminoles. From Marshall McDougall's record-setting six home run game at Maryland to numerous NCAA postseason appearances, Lee Bowen was Seminole baseball.

Bowen called the action for over 1,000 Florida State baseball games over his 15-year career, including 26 from the College World Series. He was behind the microphone for more than 100 Seminole NCAA postseason games.

He was a one-man show on the road, calling the action from as far as away as Hawaii and California. At home, Bowen teamed with longtime partner Jim Crosby as the many fans sitting at Dick Howser Stadium would listen in as they watched the ballgames. Bowen traveled with the team to the College World Series in Omaha eight times, including the 1999 CWS in which Florida State defeated Stanford in extra innings to advance to the national championship game.

Over his last five years, Bowen was joined in the radio booth by his wife Adrienne. The two were married on June 27, 1999 and Adrienne would often accompany her husband on Seminole baseball road trips.

Bowen, who was instrumental in getting all Florida State baseball games on the radio, also served as the broadcast coordinator for football and men's basketball on FSU's radio network. He began his career as a statistician on the network after he came to Tallahassee from the Burlington Indians of the Appalachian League, where he called play-by-play for the rookie league team.





# MEDIA INFORMATION

## RADIO

Florida State's flagship radio stations, WNLS 1270 The Team and WFLA 100.7, will broadcast every inning of Seminole Baseball in 2013. WNLS-AM will air Florida State baseball for the 32nd consecutive season, with WFLA-FM carrying every Saturday and Sunday game for the sixth consecutive year. From opening day on February 15 to all the ACC and NCAA Tournament action beginning in May, Tom Block and Eric Luallen will bring you the pitch-by-pitch action for the seventh year in a row. For out of town fans, radio broadcasts for all FSU games, both home and away, will be carried live on the official site for Florida State athletics at [www.seminoles.com](http://www.seminoles.com).



**Eric Luallen & Tom Block**  
Voices of Seminole Baseball

## TELEVISION/INTERNET

Florida State's rich baseball tradition will once again attract live coverage from cable television networks throughout the Southeast. The Seminoles' strong baseball tradition and Atlantic Coast Conference schedule make Florida State no stranger to television exposure. Seminole baseball will be featured 26 times on national television throughout the 2013 regular season with games to air on ESPNU, ESPN3, CSS and Regional Sports Network.



## THE MIKE MARTIN SHOW

Beginning in February and airing for 15 consecutive weeks, "The Mike Martin Show" provides Seminole fans with recaps of the past week's action, player features and a behind the scenes look at the coach and his nationally-acclaimed baseball program. Hosted by Associate Athletics Director for Communications Rob Wilson and supervised by Jim Garbarino with Seminole Productions, the 30-minute show airs statewide on Sun Sports and locally on Fox 49. Jim Garbarino and Seminole Productions have won numerous awards for their work with Florida State baseball. Seminole Productions has won two consecutive Golden Matrix Awards for the content appearing on Seminole Vision screens, which was voted tops in the nation among all universities by members of the NFL, NBA, MLB, NHL and other In-Game Entertainment professionals. Over the last few years alone, the Seminole Production's staff has won over 80 National Awards including Aurora's, Telly's, and Communicator's and even two Emmy Nominations. The Mike Martin Show and Jim Garbarino have been recognized for excellence in the shows' production.



**SEMINOLE PRODUCTIONS STAFF**

 <b>Mark Rodin</b> Executive Director	 <b>Jim Garbarino</b> Associate Director	 <b>D.D. Garbarino</b> Producer
 <b>Jerry Tootle</b> Producer	 <b>Eric Frey</b> Live Event Coordinator	 <b>Greg Christopher</b> Producer



# 2013 SCHEDULE

Fri	2/15	Rhode Island	4 pm	Sun	4/7	at Miami *	12 pm
Sat	2/16	Rhode Island	2 pm	Tue	4/9	Florida	6 pm
Sun	2/17	Rhode Island	12 pm	Fri	4/12	Duke *	6 pm
Tue	2/19	Jacksonville	4 pm	Sat	4/13	Duke *	6 pm
Fri	2/22	USF	4 pm	Sun	4/14	Duke *	12 pm
Sat	2/23	USF	2 pm	Tue	4/16	South Alabama	6 pm
Sun	2/24	USF	1 pm	Fri	4/19	at Virginia *	6 pm
Fri	3/1	Villanova	4 pm	Sat	4/20	at Virginia *	4 pm
Sat	3/2	Villanova	2 pm	Sun	4/21	at Virginia *	1 pm
Sun	3/3	Villanova	1 pm	Tue	4/23	at Jacksonville	6 pm
Tue	3/5	Presbyterian College	4 pm	Fri	4/26	Wake Forest *	6 pm
Wed	3/6	Presbyterian College	4 pm	Sat	4/27	Wake Forest *	6 pm
Fri	3/8	Boston College *	6 pm	Sun	4/28	Wake Forest *	1 pm
Sat	3/9	Boston College *	6 pm	Fri	5/3	UCF	6 pm
Sun	3/10	Boston College *	1 pm	Sat	5/4	UCF	6 pm
Tue	3/12	at Florida	7 pm	Sun	5/5	UCF	1 pm
Fri	3/15	at Maryland *	6:30 pm	Tue	5/7	at Stetson	6:30 pm
Sat	3/16	at Maryland *	1:30 pm	Wed	5/8	at Stetson	4 pm
Sun	3/17	at Maryland *	1 pm	Sat	5/11	at NC State *	12 pm
Tue	3/19	Stetson	6 pm	Sun	5/12	at NC State *	3 pm
Wed	3/20	Stetson	4 pm	Mon	5/13	at NC State *	7 pm
Fri	3/22	Georgia Tech *	6 pm	Thu	5/16	Clemson *	6 pm
Sat	3/23	Georgia Tech *	6 pm	Fri	5/17	Clemson *	8 pm
Sun	3/24	Georgia Tech *	1 pm	Sat	5/18	Clemson *	3 pm
Tue	3/26	vs. Florida ^	6 pm	Wed-Sun	5/22-26	at ACC Tournament #	TBA
Fri	3/29	at Virginia Tech *	5:30 pm	Fri-Mon	5/31-6/3	at NCAA Regional	TBA
Sat	3/30	at Virginia Tech *	2 pm	Fri-Mon	6/7-10	at NCAA Super Regional	TBA
Sun	3/31	at Virginia Tech *	1 pm	Sat-Wed	6/15-25/26	at College World Series	TBA
Tues	4/2	Florida Gulf Coast	6 pm				
Wed	4/3	Florida Gulf Coast	6 pm				
Fri	4/5	at Miami *	7 pm				
Sat	4/6	at Miami *	7 pm				

Home games in **bold**; \*-ACC game;  
 ^-Baseball Grounds (Jacksonville, Fla.); #-Durham, N.C.;  
 All dates and times (ET) subject to change.



STEPHEN  
MCGEE

GAGE  
SMITH

MIKE  
COMPTON

BRANDON  
LEIBRANDT

**SEMINOLES.COM**