

# FLORIDA STATE SOFTBALL



20



12





## TABLE OF CONTENTS



### 2012 Florida State University Softball Almanac

Table of Contents.....2  
 This is FSU Softball.....3-4  
 University and Athletic Administration.....5

#### 2012 Outlook

2012 Softball Quick Facts.....6  
 2012 Softball Roster.....7  
 2012 Season Outlook.....8-9

#### Student-Athletes

2012 Seminoles.....10  
 Kirstin Austin.....11  
 Mallory Borden.....12  
 Tiffani Brown.....13  
 Amber Bryant.....14  
 Morgan Bullock.....15  
 Celeste Gomez.....16  
 Briana Hamilton.....17  
 Kelly Hensley.....18  
 Shayla Jackson.....19  
 Evelyn Morgado.....20  
 Jessica Nori.....21  
 Maddie O'Brien.....22  
 Monica Perry.....23  
 Courtney Senas.....24  
 Newcomers.....25-26

#### Coaching Staff

Head Coach Lonni Alameda.....27-28  
 Assistant Coach Craig Snider.....29  
 Assistant Coach Travis Wilson.....30  
 Volunteer Assistant Coach Carly Wynn.....31  
 Softball Support Staff.....32

#### 2011 Review

2011 Season Review.....33-34  
 2011 Game By Game Results.....35  
 2011 Final Statistics.....36  
 2011 ACC Championship Results.....37  
 2011 Team Game Highs.....38  
 2011 Individual Game Highs.....39

#### History of the Program

Hall of Fame & All-Americans.....40  
 Honors & Awards.....41-42  
 All-Time Letterwinners.....43  
 Pro & International Players.....44  
 1981 and 1982 National Champions.....45  
 Dr. JoAnne Graf.....46

#### Results & Records

Post-Season Results.....47  
 NCAA Records.....48-49  
 Team & Individual Records.....50  
 All-Time Top 10.....51  
 Single-Season Top 10.....52  
 Yearly Leaders.....53-54  
 Yearly Team Statistics.....55-56  
 Year By Year Results.....57-63  
 Series Records.....64-71

#### Team & Media

Media Information.....72  
 2012 Team Photo Roster.....73  
 2012 Softball Schedule.....74



#### CREDITS

*The 2012 Florida State Softball Almanac is a publication of the FSU Sports Information Office. Written and edited by Steve Stone with additional editing by Elliot Finebloom, Chuck Walsb, Maryjane Gardner, Jason Leturmy and Kervin Lonzo. Page template and headers designed by Grant Hawkins Design, while the cover page is designed by Old Hat Creative. Page layout by Steve Stone. Featured photographers: Ryals Lee, Larry Novey, Ross Obley, Jay Hendrix, Mike Olivella and Steve Musco.*



## THIS IS FSU SOFTBALL RICH WITH HISTORY



Since joining the Atlantic Coast Conference in 1992, the Florida State University softball team has been considered the standard-bearer in its rich and historic league. The Seminole program holds a strong reputation as one of the premier softball entities across the collegiate landscape, having made **seven** NCAA Women's College World Series appearances, **24** postseason berths to the NCAA Championship and nearly **50** victories in NCAA Tournament play.

Seminole softball has been a staple at FSU since being formed in 1978, as the 2012 season marks the 35th year the program has been in existence with more honors and accolades surely in sight. As you scroll through the accomplishments of past clubs and observe the individual attainments made by members of the Garnet and Gold, it is easy to realize that FSU softball continues to represent its institution, conference and region in a positive matter. By earning national acclaim for its tremendous play on the field as well as the perseverance of its student-athletes in the classroom and through community service, the Seminole program marks all that is right about NCAA Softball.

**11** ACC Titles

**25** All-Americans

**159** ACC Wins

**8** FSU Hall of Famers

**28** Seasons of 40 or more victories





# THIS IS FSU SOFTBALL

## COMMUNITY SERVICE AND SUPPORT

Giving back to the community is a priority for all of Florida State University's student-athletes. The Seminole softball team makes a strong effort throughout the year to perform countless hours of community service in the Big Bend area.

In the 2009-10 academic year, the softball squad completed an astounding 303 hours of community service, equaling roughly 14 hours per person. The team also had a 100 percent participation rate, finishing in third place for the Golden Community Service Award.

FSU Softball was honored at the 17th annual Golden Nole banquet on April 21, 2011, as senior shortstop Ashley Stager earned the Golden Nole Award for softball while Robin Ahrberg won the Doc Fauls Award after making an inspiring comeback from shoulder surgery. Stager, a shortstop at FSU from 2008-11, also was an ACC Top Six for Service recipient.

The Seminoles followed with another year of outstanding community service in the 2010-11 year, and continue to give back at an incredible rate in the present academic year.

Fourth-year head coach Lonni Alameda and the rest of the charitable Seminoles never see such fulfilling work as a mere chore. Instead, they relish the opportunity of impacting lives throughout the region and see themselves as not only FSU student-athletes, but active members who are ready to give back.

It is just one of the many reasons why FSU has one of the most accomplished, well-rounded softball programs throughout the country.






## UNIVERSITY & ATHLETIC ADMINISTRATION



**DR. ERIC J. BARRON**  
PRESIDENT



**RANDY SPETMAN**  
DIRECTOR OF ATHLETICS



**PAMELA L. PERREWE'**  
FACULTY ATHLETICS REPRESENTATIVE



**MONK BONASORTE**  
SENIOR ASSOCIATE ATHLETICS  
DIRECTOR



**KEVIN TERRY**  
SENIOR ASSOCIATE ATHLETICS  
DIRECTOR/CFD



**BERNIE WAXMAN**  
ASSOCIATE ATHLETICS DIRECTOR  
SOFTBALL OVERSIGHT

### 2011-12 FLORIDA STATE BOARD OF TRUSTEES



**AVI ASSIDON**



**ALLAN BENSE**



**EDWARD E. "ED"  
BURR**



**SUSIE  
BUSCH-TRANSOU**



**JOSEPH L.  
CAMPS**



**EMILY  
FLEMING DUDA**



**JOSEPH  
GRUTERS**



**WM. ANDREW  
HAGGARD, CHAIR**



**MARK  
HILLIS**



**JAMES E.  
KINSEY, JR.**



**SANDRA  
LEWIS**



**MARGARET A.  
"PEGGY" ROLANDO**



**BRENT W.  
SEMBLER**





2012 SOFTBALL QUICK FACTS

Location.....Tallahassee, Fla.
Founded.....1851
Enrollment.....40,838
Symbol.....Seminoles
Colors.....Garnet and Gold
Conference.....Atlantic Coast Conference
President.....Dr. Eric J. Barron
Athletics Director.....Randy Spetman

Head Coach.....Lonni Alameda
Alma Mater.....Oklahoma, '93
Career Record.....277-220-1/8 years
FSU Record.....120-62/3 years
Assistant Coach.....Craig Snider
Alma Mater.....Centenary, '05
Assistant Coach.....Travis Wilson
Alma Mater.....St. Bede's College '95
Softball Office.....850.644.9594

Home Field.....JoAnne Graf Field
Dimensions..Lines - 200'; Center - 220'
Capacity.....1,000
Press Box Phone.....850.645.3245

First Year of Softball.....1978
All-Time Record.....1,603-549-6
ACC Titles.....11\*
\*includes tie with Maryland in 1997
National Titles.....2
NCAA Appearances.....24
NCAA Super Regional Appearances...1
WCWS Appearances.....7
NCAA Tournament Record.....49-52

2011 Record.....32-28
2011 ACC Record.....9-11
2011 ACC Finish.....1st (Tournament)
.....4th (Regular Season)

Starters R/L.....8/4
Pitchers R/L.....2/3
Letterwinners R/L.....13/7
Newcomers.....8

Softball SID.....Steve Stone
Stone's Office.....850.644.4836
SID Office Fax.....850.644.3820
Web site.....seminoles.com
Mailing Address...403 Stadium Drive W.
.....Tallahassee, Fla. 32306

Twitter.....@FSU\_Softball
Facebook...Florida State Seminoles Softball

SEMINOLES BY STATE
Florida (14)
Kirstin Austin.....Temple Terrace
Mallory Borden.....Jacksonville
Tiffani Brown.....Tallahassee
Celeste Gomez.....Lake City
Kelly Hensley.....Niceville
Shayla Jackson.....Pembroke Pines
Nicollette Levine.....Lithia
Evelyn Morgado.....Miami
Jessica Nori.....Weston
Maddie O'Brien.....Palm Harbor
Lindsey Peppers.....Tallahassee
Megan Platt.....Brooksville
Bailey Schinella.....Valrico
Loren Smith.....Land O'Lakes

Georgia (3)
Morgan Bullock.....Dacula
Erika Hoffner.....Alpharetta
Monica Perry.....Whitesburg

California (1)
Amber Bryant.....Pomona

Hawaii (1)
Courtney Senas.....Wahiawa

Ohio (1)
Erika Leonard.....Cincinnati

South Carolina (1)
Briana Hamilton.....Woodruff

Virginia (1)
Lacey Waldrop.....Colonial Heights

SEMINOLES BY POSITION
Outfield (8)
Kirstin Austin, Amber Bryant, Morgan Bullock,
Kelly Hensley, Shayla Jackson, Lindsey Peppers,
Courtney Senas, Loren Smith

Pitchers (5)
Morgan Bullock, Jessica Nori, Monica Perry,
Bailey Schinella, Lacey Waldrop

Infield (5)
Mallory Borden, Tiffani Brown, Briana Hamilton,
Nicollette Levine, Maddie O'Brien

Catchers (3)
Celeste Gomez, Erika Leonard, Megan Platt

Utility (2)
Erika Hoffner, Evelyn Morgado

SEMINOLES BY CLASS

Freshmen (9)
Erika Hoffner, Nicollette Levine, Erika Leonard,
Evelyn Morgado, Maddie O'Brien, Lindsey Peppers,
Megan Platt, Bailey Schinella, Lacey Waldrop

Juniors (7)
Kirstin Austin, Tiffani Brown, Amber Bryant (RS),
Morgan Bullock, Briana Hamilton, Monica Perry (RS)
Loren Smith

Sophomores (4)
Celeste Gomez, Kelly Hensley, Jessica Nori (RS),
Courtney Senas

Seniors (2)
Mallory Borden (RS), Shayla Jackson

FLORIDA STATE NUMERICAL ROSTER

Table with columns: No., Name, Pos., B/T, Yr., Hometown/High School/Previous School. Lists 64 players including Celeste Gomez, Evelyn Morgado, Amber Bryant, Tiffani Brown, Maddie O'Brien, Courtney Senas, Lindsey Peppers, Loren Smith, Lacey Waldrop, Shayla Jackson, Erika Leonard, Morgan Bullock, Mallory Borden, Kelly Hensley, Briana Hamilton, Jessica Nori, Bailey Schinella, Erika Hoffner, Nicollette Levine, Kirstin Austin, Monica Perry, and Megan Platt.





## 2012 SOFTBALL ROSTER

### NUMERICAL

No.	Name	Pos.	B/T	Yr.	Hometown/High School/Prev. School
00	Celeste Gomez	C	R/R	SO	Lake City, Fla./Columbia
2	Evelyn Morgado	UT	R/R	RS FR	Miami, Fla./Florida Christian
3	Amber Bryant	OF	L/R	RS JR	Pomona, Calif./Diamond Ranch
6	Tiffani Brown	INF	L/R	JR	Tallahassee, Fla./Godby
7	Maddie O'Brien	INF	L/R	RS FR	Palm Harbor, Fla./Palm Harbor University
8	Courtney Senas	OF	R/R	SO	Wahiawa, Hawaii/Mililani
10	Lindsey Peppers	OF	R/R	FR	Tallahassee, Fla./Maclay
12	Loren Smith	OF	R/R	JR	Land O'Lakes, Fla./Land O' Lakes/Indian River St.
13	Lacey Waldrop	P	R/R	FR	Colonial Heights, Va./Thomas Dale
14	Shayla Jackson	OF	L/R	SR	Pembroke Pines, Fla./Pembroke Pines Charter
15	Erika Leonard	C	R/R	FR	Cincinnati, Ohio/Mother of Mercy
21	Morgan Bullock	OF/P	L/R	JR	Dacula, Ga./Mill Creek
22	Mallory Borden	2B	R/R	RS SR	Jacksonville, Fla./Trinity Christian/Santa Fe JC
23	Kelly Hensley	OF	R/R	SO	Niceville, Fla./Niceville
24	Briana Hamilton	INF	R/R	JR	Woodruff, S.C./James F. Byrnes/South Carolina
26	Jessica Nori	P	R/R	RS SO	Weston, Fla./St. Thomas Aquinas
27	Bailey Schinella	P	R/R	FR	Valrico, Fla./Newsome
28	Erika Hoffner	UT	L/R	FR	Alpharetta, Ga./Chattahoochee
31	Nicollette Levine	INF	R/R	FR	Lithia, Fla./Newsome
33	Kirstin Austin	OF	L/R	JR	Temple Terrace, Fla./King/FAU
55	Monica Perry	P	R/R	RS JR	Whitesburg, Ga./Union Grove/Illinois
64	Megan Platt	C	R/R	FR	Brooksville, Fla./Hernando HS

### ALPHABETICAL

No.	Name	Pos.	B/T	Yr.	Hometown/High School/Prev. School
33	Kirstin Austin	OF	L/R	JR	Temple Terrace, Fla./King/FAU
22	Mallory Borden	2B	R/R	RS SR	Jacksonville, Fla./Trinity Christian/Santa Fe JC
6	Tiffani Brown	INF	L/R	JR	Tallahassee, Fla./Godby
3	Amber Bryant	OF	L/R	RS JR	Pomona, Calif./Diamond Ranch
21	Morgan Bullock	OF/P	L/R	JR	Dacula, Ga./Mill Creek
00	Celeste Gomez	C	R/R	SO	Lake City, Fla./Columbia
24	Briana Hamilton	INF	R/R	JR	Woodruff, S.C./James F. Byrnes/South Carolina
23	Kelly Hensley	OF	R/R	SO	Niceville, Fla./Niceville
28	Erika Hoffner	UT	L/R	FR	Alpharetta, Ga./Chattahoochee
14	Shayla Jackson	OF	L/R	SR	Pembroke Pines, Fla./Pembroke Pines Charter
15	Erika Leonard	C	R/R	FR	Cincinnati, Ohio/Mother of Mercy
31	Nicollette Levine	INF	R/R	FR	Lithia, Fla./Newsome
2	Evelyn Morgado	UT	R/R	RS FR	Miami, Fla./Florida Christian
26	Jessica Nori	P	R/R	RS SO	Weston, Fla./St. Thomas Aquinas
7	Maddie O'Brien	INF	L/R	RS FR	Palm Harbor, Fla./Palm Harbor University
10	Lindsey Peppers	OF	R/R	FR	Tallahassee, Fla./Maclay
55	Monica Perry	P	R/R	RS JR	Whitesburg, Ga./Union Grove/Illinois
64	Megan Platt	C	R/R	FR	Brooksville, Fla./Hernando HS
27	Bailey Schinella	P	R/R	FR	Valrico, Fla./Newsome
8	Courtney Senas	OF	R/R	SO	Wahiawa, Hawaii/Mililani
12	Loren Smith	OF	R/R	JR	Land O'Lakes, Fla./Land O' Lakes/Indian River St.
13	Lacey Waldrop	P	R/R	FR	Colonial Heights, Va./Thomas Dale

Head Coach - Lonni Alameda (Oklahoma, 1993)  
 Assistant Coach - Craig Snider (Centenary, 2005)  
 Assistant Coach - Travis Wilson (St. Bede's College, 1995)



# 2012 SEASON OUTLOOK

## Going for Lucky 13

The 2012 Florida State Softball team is gunning for its 13th consecutive trip to the NCAA Championship, a streak that is unrivaled in program history.

Last season, the Seminoles earned their 12th straight trip to the postseason following a 4-1 victory over North Carolina in the ACC Championship Game. The streak broke the previous school record of consecutive NCAA trips, which was 11 from 1986-1996.

Since the 1986 season, FSU has failed to make the NCAA postseason just twice - in 1997 and 1999.

## The Offensive Replacements

In the 2012 season, Florida State will be without four key offensive players in graduates Jen Lapicki (C), Robin Ahrberg (C/DP), Kristie McConn (2B) and Ashley Stager (SS). The foursome accounted for 60 percent of the team's home run production as well as nearly 45 percent of FSU's RBI total in 2011.

While their talents will be sorely missed, the Seminoles have some exceptional student-athletes who are ready to take their spots. At catcher, sophomore Celeste Gomez will battle heralded freshman Erika Leonard for the starting position.

At second base, fifth-year senior Mallory Borden returns following a season-ending injury early last season. Stager's departure leaves a gap at shortstop, but redshirt freshman Maddie O'Brien is one to keep an eye on at the position.

## Alameda Searching for 300

Fourth-year FSU softball head coach Lonni Alameda is searching for another milestone victory in her career as she looks to amass 300 wins.

Alameda, who played both softball and volleyball at Oklahoma, holds a career record of 277-220-1 in stints that include five years at UNLV. In all three seasons of coaching at FSU, she has led the Seminoles to an appearance in the ACC Championship Game, including a conference title in 2011.

## Heading to Hawaii

In a season-long schedule that features several entertaining tournaments and matchups, one of the most exciting trips occurs March 2-6 when FSU heads to the Hawaii Classic in Honolulu.

In the Aloha State, the Seminoles face three opponents in UC Santa Barbara, Hawaii twice and Radford for a total of five games. The trip to Honolulu also offers a homecoming for sophomore centerfielder Courtney Senas, who hails from Wahiawa which is located on the island of Oahu.

## FSU Exposure

As part of the ACC's enhanced Olympic sports package with ESPN, FSU softball will be hosting a pair of Monday night games that will air on ESPNU at JoAnne Graf Field.

The first broadcast features the Seminoles and conference rival North Carolina on April 2 at 7 p.m. Although UNC swept FSU in Chapel Hill last season, the Seminoles responded by earning a 4-1 victory in the conference championship game over the Tar Heels in Atlanta for the school's 11th ACC title.

Another ACC foe in Georgia Tech comes to Tallahassee and will battle the Seminoles on April 16 in front of an ESPNU audience. Last season, the Seminoles took one of three versus the nationally-ranked Yellow Jackets on the road. In 2009 and 2010, Georgia Tech defeated FSU in consecutive ACC Championship Games.

In addition, the Sunday double-headers for the North Carolina and Georgia Tech series will be streamed on ESPN3.com, giving FSU softball at least six games this season affiliated with ESPN.

ESPNU reaches nearly 73 million households worldwide. ESPN3.com is a streaming service that offers games worldwide and is compatible with many cable providers.

## Tournament Tested

On this year's schedule for FSU, there are six opponents who qualified for last season's NCAA Championship.

Included in that bunch is Women's College World Series participant Florida, which comes to Tallahassee on April 4 for a 6 p.m. tilt.

FSU's five other reigning NCAA postseason opponents did not get past the opening regional round. Southeastern Conference opponent LSU will host FSU early in the year on Feb. 15 at 7 p.m. ET. The other road opponent includes Maryland (May 5-6), while FSU hosts North Dakota State (Feb. 18), Tennessee-Chattanooga (March 13) and Georgia Tech (April 15-16).

## Pitching Prowess

It is fully expected that the Seminoles will regain their swagger in the circle in 2012 thanks to some talented arms that provide the group with great depth.

Set to make her Seminole debut is redshirt junior Monica Perry (Whitesburg, Ga.), a quality transfer from the University of Illinois. In two years for the Illini, Perry went 49-22 with a 3.25 ERA and 394 strikeouts as the team's ace. She was forced to sit out last season at FSU due to late transfer rules.

Redshirt sophomore Jessica Nori (Weston, Fla.) gained tremendous experience last season by finishing 8-5 with a 2.84 ERA. She should form a quality tandem with Perry to help carry the Seminoles.

Playing an enormous role in 2012 will be freshman pitcher Lacey Waldrop (Colonial Heights, Va.), one of the nation's best pitchers in the 2011 recruiting class who has pitched extremely well in the offseason. Aside from earning time in key weekend series, Waldrop could develop into a strong starter for mid-week games.

Fellow freshman Bailey Schinella (Valrico, Fla.) will also look for time in the circle as she continues to develop. Junior Morgan Bullock (Dacula, Ga.) is also an option for FSU as she finished 5-4 last year in 19 appearances.





# 2012 SEASON OUTLOOK

## Nori's Glory

Redshirt sophomore pitcher Jessica Nori expects to bolster this year's pitching staff again in what will be her second year of actual playing experience. However, her path to the circle is very unique.

As a true freshman walk-on in 2010, Nori did not make the roster due to the team's surplus of pitchers. However, head coach Lonni Alameda decided to keep her on as a team manager to keep her within the program and allow her to develop her game.

In 2011, Nori officially made the team and even earned a spot in the rotation. She made the most of her opportunity, showing off her blazing speed after working arduously to prove she belonged on the squad. The crowning moment came when she delivered both of FSU's victories in last year's NCAA Tournament, allowing just one run in 9.1 innings pitched versus Georgia State and UAB.

## Shayla's Senior Year

Consistency is the proper term to highlight senior outfielder Shayla Jackson's first three years at FSU.

The Pembroke Pines, Fla., native has been consistently good as a member of the Garnet and Gold. As a left-handed slap hitter, she shows a .332 career batting average and has struck out just 37 times in 589 plate appearances, an average of once every 16 times she steps to the dish.

Jackson joins teammates Mallory Borden and Tiffani Brown as the team's three captains this year. She is coming off a season in which she was named to the All-ACC Team and was the 18th hardest player to strike out in the nation. Entering her senior year, the criminology major is within reasonable striking distance of placing in the Top 10 in career base hits, doubles and triples at FSU.

## Modish Maddie

Redshirt freshman shortstop Maddie O'Brien is a very interesting figure. She came to FSU as a heralded recruit in the 2010 recruiting class, being named an ESPN Rise First Team All-American and a MaxPreps/Gatorade First Team All-American.

While she came in as a possible contributor right away, her first season was taken away after suffering a nagging ankle injury in the fall 2010 that wouldn't go away. This season, O'Brien looks to fulfill her hype as she enjoyed a productive offseason at shortstop and maintained her smooth hitting stroke at the plate.

In addition to what could be her breakthrough season, O'Brien has an incredible fashion sense that makes her a very interesting player. She is a major in retail merchandising at FSU and hopes to design her own clothing line someday. While her commitment level is incredibly high to the game she is so talented at, you can always find her keeping up on everything involving the wide world of glitz and glamour.

## Tireless Tiffani Brown

One of the ACC's most exciting student-athletes to watch is junior infielder Tiffani Brown. The Tallahassee resident possesses an incredibly vibrant personality and is one of the team's most energetic players with a constant motor.

Brown, who was a cheerleader-turned-softball player at Godby High School, is a skilled base stealer and extremely fast down the baselines. As a sophomore, she led FSU in five categories in what was another strong season for the criminology major and computer science minor.

## Meet The Assistant Coaches

During the offseason, the FSU softball program took in two new assistant coaches who will be making their debuts this season in Craig Snider and Travis Wilson.

Both coaches have a tremendous background, and have already helped several student-athletes

improve their individual game exponentially.

Snider is an offensive guru from Franklin, Ky., who has worked for Lindsey Wilson College, Centenary, Oklahoma and most recently Stephen F. Austin. In four seasons, he helped increase the Ladyjacks' team batting average from .229 in 2007 to .274 in 2008, .275 in 2009 and .278 in 2010.

Wilson also has an interesting background, serving as a baseball, softball and cricket veteran. The New Zealand native will help benefit FSU at the plate and in the field through his teachings learned in seven seasons with the Atlanta Braves and Cincinnati Reds organizations. He also was a former standout in New Zealand for the Black Sox.

## The Future is Bright

It has always been said that recruiting is the lifeblood for your program. With such being the case, the Seminole Softball program appears to be in great hands for years to come.

FSU's 2012 recruiting class that officially signed last fall is ready to make an impact in the 2013 season, and points to the positive direction that the program has maintained for years.

Included in the stellar class is nationally-acclaimed pitcher Jessica Burroughs, a Houston County, Ga., native who could be touted as one of the top freshman pitchers in the country next year. High School All-American outfielder Stephanie Hartness (Niceville, Fla.) is also a heralded signee who will undoubtedly benefit the program.

Another in-state talent in utility player Alex Powers (Melbourne, Fla.) will bring big-time numbers to the college game after leading Eau Gallie High School to a Florida 5A state championship.

Outfielder Alex Kossoff (Redondo Beach, Calif.) will add another speed threat to the Seminoles as well as an outfield presence. Lastly, infielder Kaitlin Allen (Tulsa, Okla.) will provide quality depth after batting .396 in her final season at Jenks High School.



## 2012 SEMINOLES



SEMINOLES  
SEMINOLES





## KIRSTIN AUSTIN



**Class:** Junior

**Hometown:** Temple Terrace, Fla.

**High School:** King

**Position:** Outfielder

**B/T:** L/R

# 33



Improving player who is always making contact at the plate ... vying for a spot in left field ... tireless competitor who looks for ways to improve ... recognized as an NFCA All-America Scholar Athlete.

### Sophomore Season at FSU (2011):

Participated in 34 games, including five as a starter in left field ... was often used as a pinch-runner in key situations ... finished 2-for-4 with one double and an RBI at Florida A&M on March 23 ... her lone double of the season against the Rattlers came within inches of clearing the fence for an opposite-field home run ... recorded base hits at N.C. State on March 20 and at North Carolina on March 27 ... stole one base versus Oregon State at the Cathedral City Classic in Palm Springs, Calif., on Feb. 24.

### At Florida Atlantic University (2010):

Played in 47 games, including 38 started ... one home run and nine RBIs ... five stolen bases in eight attempts ... .962 fielding percentage.

### High School:

Had plenty of success at King High ... four-year letterwinner ... rookie of the year ... set season record for stolen bases in 2006 ... team MVP in 2007 ... season record for triples, batting average and on-base percentage in same season ... MVP honors in 2008 and 2009 ... FACA Senior All-Star Team ... Principal & Coaches Top Athlete Award ... Honor Roll in all four years of high school.

### Personal:

Born on March 26, 1991 ... majoring in exercise science ... daughter of William and Anna Austin ... knows a little French ... knows how to play the piano ... wants to be a physical therapist ... most watched TV channels are TNT and USA ... sometimes listens to "Baby" by Justin Bieber ... favorite ice cream flavor is cheesecake ... wears number 33 because it's her favorite number ...

loves classical music ... favorite home-cooked meal is baked potato with butter, sour cream, cheese and ham.

### Career Statistics at Florida State

Year	Avg	GP	GS	AB	R	H	2B	3B	HR	RBI	TB	SLG%	BB	HBP	SO	GDP	OB%	SF	SH	SB	ATT	PO	A	E	FLD%
2011	.200	34	5	20	14	4	1	0	0	1	5	.250	0	0	1	0	.200	0	0	1	1	7	0	0	1.000
TOTAL	.200	34	5	20	14	4	1	0	0	1	5	.250	0	0	1	0	.200	0	0	1	1	7	0	0	1.000



## MALLORY BORDEN



**Class:** Redshirt Senior

**Hometown:** Jacksonville, Fla.

**High School:** Trinity

**Position:** Second Base

**B/T:** R/R

# 22



Has worked feverishly to come back even stronger after an injury-shortened season in 2011 ... looks to maintain her starting spot at second base ... has some 'pop' at the plate.

**Redshirt Junior Season at FSU (2011):**

Forced to take a medical redshirt after injuring her leg while colliding with a base runner against San Diego State 15 games into the season ... recorded a base hit in three consecutive games from Feb. 18-19 versus Georgia Southern and Middle Tennessee State at the Garnet & Gold Tournament ... started all 15 games at second base.

**Junior Season at FSU (2010):**

Played in 42 of 62 games and started 14 at second base and in left field ... batting average of .317 ranked fourth on the team ... had 19 hits in 60 at-bats with eight runs, one double, one triple and one home run ... registered 10 total RBIs on the year ... committed just three errors all season ... hit the first triple of her career against Eastern Michigan ... set a new career high with four putouts against Northern Illinois.

**Sophomore Season at FSU (2009):**

Played in 55 games and started 52 of them as a sophomore ... had 34 hits while finishing fifth on the team with two home runs and 16 RBIs while also scoring 18 runs ... posted a stolen base percentage of .800 going 4-of-5 on the year.

**At Santa Fe Community College (2008):**

Finished with five home runs, 52 RBIs and 14 doubles ... made first team all-conference and second team all-state ... made first team Louisville Slugger/NFCA All-South Region ... made third team NFCA All-America Team ... was on the Mid-Florida Conference Champions team ... played on the state champi-

onship team ... placed second at Nationals.

**High School:**

Two Final Four appearances in 2004 and 2005 while at Trinity Christian High ... started on varsity for five years ... awarded the National Scholar/Athlete Award by the United States Army Reserves for excelling in the classroom and on the field.

**Personal:**

Born June 1, 1989 ... currently majoring in social science ... daughter of J.R and Barbara Borden ... has two sisters, Chelby and Hillary ... favorite ice cream flavor is cookies and cream... watches the Disney channel... sweet tea is her favorite drink ... "work hard" is the advice she would give to someone getting ready to start college ... says that teamwork is one thing she has learned from playing sports ... proudest moment was committing to Florida State.

**Career Statistics at Florida State**

Year	Avg	GP	GS	AB	R	H	2B	3B	HR	RBI	TB	SLG%	BB	HBP	SO	GDP	OB%	SF	SH	SB	ATT	PO	A	E	FLD%
2009	.228	55	52	149	18	34	3	0	2	16	43	.289	9	2	33	1	.281	0	5	4	5	7	8	2	.882
2010	.317	42	14	60	8	19	1	1	1	10	25	.417	10	0	14	0	.408	1	0	1	1	25	10	3	.921
2011	.185	15	15	27	4	5	0	0	0	1	5	.185	5	1	7	0	.333	0	0	0	0	21	20	1	.976
TOTAL	.246	112	81	236	30	58	4	1	3	27	73	.309	24	3	54	1	.322	1	5	5	6	53	38	6	.938





## TIFFANI BROWN



**Class:** Junior


**Hometown:** Tallahassee, Fla.

**High School:** Godby

**Position:** Infielder

**B/T:** L/R

6



One of the nation's fastest players down the baseline ... has the makeup to be an All-ACC performer and even a possible All-America candidate ... extremely coachable student-athlete who gives everything she has on the field.

### Sophomore Season (2011):

Enjoyed another outstanding season, batting .338 with two home runs and 21 RBIs ... led the Seminoles in runs scored (50), at-bats (210), base hits (71), triples (6) and stolen bases (24) ... recorded 20 multiple-hit games in 60 games started ... held a hitting streak of seven consecutive games and a reaching base streak of 12 games ... started 38 games at third base and 22 games at second base ... batted leadoff in 52 of FSU's 60 games ... finished in the top 100 nationally in triples (eighth), triples per game (16th), runs per game (82nd) and stolen bases (94th) ... led the ACC in triples, total plate appearances (227) and at-bats (210) ... put together seven three-hit performances in 2011 against St. John's, Middle Tennessee, Oregon State, Auburn, Mississippi State, North Florida and Virginia Tech ... named ACC Player of the Week on Feb. 22 after batting .450 (9-for-20) with two triples, one double, three RBIs and 11 runs scored in six games played ... stole 24 bases in 29 attempts ... recorded a two-run home run versus UNC Greensboro on Feb. 12 and a leadoff blast against Virginia Tech in the first round of the ACC Championship.

### Freshman Season (2010):

Played in and started 60 of Florida State's 62 games at third base as a true freshman ... named to ACC All-Tournament Team at the ACC Championship in Blacksburg, Va. ... finished the season with a team third-best batting average of .328 - a mark that was also good enough for 10th in the ACC ... capped off the season with an eight-game hitting streak ... posted 63 hits, which ranked third on the team and fourth in the entire ACC ... batted second in the lineup for the majority of the season ... had an ACC ninth-best total of 35 runs, four

doubles, five triples, an inside-the-park home run and 24 RBIs ... finished third on the team with 80 total bases ... stole 13 of 16 bases attempted ... registered a team-best 92 assists.

### High School:

Named a First Team Tallahassee Democrat All-Big Bend selection after hitting .435, notching 15 RBIs, four doubles, a home run and 31 stolen bases last season

### Personal:

Born April 6, 1991 ... majoring in criminology and minoring in computer science ... daughter of Tangi and Terry Brown ... has three brothers and one sister ... wants to become a lawyer ... played softball and was a cheerleader in high school ... can play the trumpet and clarinet ... says accountability, teamwork and short term memory are things she has learned from playing sports ... names "leading by example, trustworthiness and being approachable" as qualities that make a team leader ... most memorable moment was winning the ACC Championship Game against UNC in 2011.

### Career Statistics at Florida State

Year	Avg	GP	GS	AB	R	H	2B	3B	HR	RBI	TB	SLG%	BB	HBP	SO	GDP	OB%	SF	SH	SB	ATT	PO	A	E	FLD%
2010	.328	60	60	192	35	63	4	5	1	24	80	.417	9	0	35	0	.356	1	3	13	16	57	92	16	.903
2011	.338	60	60	210	50	71	2	6	2	21	91	.433	14	1	30	0	.382	0	2	24	29	85	97	15	.924
TOTAL	.333	120	120	402	85	134	6	11	3	45	171	.425	23	1	65	0	.370	1	5	37	45	142	189	31	.914



## AMBER BRYANT



**Class:** Redshirt Junior


**3**

**Hometown:** Pomona, Calif.

**High School:** Diamond Ranch

**Position:** Outfielder

**B/T:** L/R



Continues to improve her hitting stroke throughout the year ... valuable defensive player who has good mechanics at the plate ... versatile player who can play multiple positions in the outfield.

**Redshirt Sophomore Season (2011):**

Started eight games and played in 32 ... valuable pinch-runner in late-game situations ... scored 15 runs and registered a .351 on-base percentage ... drove in runs versus Mississippi State and in the Athens Regional of the NCAA Championship versus UAB ... stole a base versus Virginia and Virginia Tech in the first round of the ACC Championship in Atlanta, Ga. ... played left field, centerfield and at the designated player spot.

**Sophomore Season (2010):**

Took a redshirt.

**Freshman Season (2009):**

Recorded a perfect fielding percentage of 1.000 in 40 games played, including 12 starts ... had nine hits and scored 10 runs as a redshirt freshman ... stole three bases out of five attempts.

**High School:**

Coached by Don Fennell and Roddy Layton ... was named Most Improved as a freshman ... part of the Mt. Baldy Championship team in 2005 ... led the team in stolen bases all four seasons ... made second team all-league ... led the team in batting average for three seasons ... made first team all-league in 2007 and 2008 ... Top 50 in stolen bases in the Southern Selection for freshmen ... Top 100 in batting average and stolen bases in the Southern Selection for sophomores ... Top 30 in stolen bases and Top 50 in batting average in the Southern Selection for juniors ... Top 30 in stolen bases and Top 100 in batting average in the Southern Selection for seniors ... made the Principal's

Honor Roll ... earned the Principal's "Rise in GPA" award.

**Travel Team:**

Played with the Southern California Aftershock 18U Gold under the direction of coach Eddie Telarroja.

**Personal:**

Born Jan. 1, 1990 ... double majoring in criminology and political science ... daughter of Robert and Renee Bryant and stepdaughter of Patrel Bryant... has three brothers ... favorite singer is Beyoncé ... chocolate is her favorite ice cream flavor ... wants to be a lawyer ... plays the flute ... Natasha Watley was her favorite sports idol as a child ... says "responsibility, dependability and easiness to talk to" are what make a team leader ... proudest moment was signing her letter of intent to come to Florida State.

**Career Statistics at Florida State**

Year	Avg	GP	GS	AB	R	H	2B	3B	HR	RBI	TB	SLG%	BB	HBP	SO	GDP	OB%	SF	SH	SB	ATT	PO	A	E	FLD%
2009	.220	40	12	41	10	9	1	0	0	2	10	.244	4	0	15	0	.289	0	0	3	5	4	0	0	1.000
2011	.200	32	8	30	15	6	0	0	0	2	6	.200	5	2	8	0	.351	0	1	2	2	9	0	0	1.000
TOTAL	.211	72	20	71	25	15	1	0	0	4	16	.225	9	2	23	0	.317	0	1	5	7	13	0	0	1.000





## MORGAN BULLOCK



**Class:** Junior


**Hometown:** Dacula, Ga.

**High School:** Mill Creek

**Position:** Outfielder/Pitcher

**B/T:** L/R

# 21



Another speed threat who is multi-dimensional with her hitting and pitching ... consistent hitter who is always making contact ... has a great attitude and carries a lot of exuberance toward the game.

### Sophomore Season (2011):

Finished the season with a .286 batting average and just 11 strikeouts in 122 plate appearances ... had the best stolen base percentage of any Seminole with a minimum of 10 attempts, stealing 11-of-12 bases (91.6 percent) ... produced two doubles, 11 RBIs, 34 total bases and 25 runs scored ... started 42 of her 46 games played, with 33 of her starts coming in left field ... also started nine games in the circle, two in centerfield and three as the designated player ... made her living between the sixth and ninth spots of the batting order ... recorded five multiple-hit games and held a six-game hitting streak from April 9-13 ... had her best offensive performance in an 11-4 win over Boston College in game two of a doubleheader when she finished 3-for-4 with a career-high three RBIs and a double ... went 5-4 with a 4.38 ERA in 19 appearances in the circle ... tossed three complete games and earned a save at Boston College on April 16.

### Freshman Season (2010):

Played in 52 of Florida State's 62 games and started 31 in left field ... also saw action in the circle, tossing four innings of five-hit ball ... finished fifth on the team with a .300 batting average ... arguably the fastest player on the team, stole 19 bases on 24 attempts ... accrued 30 hits with 23 runs, including one double and 10 RBIs ... registered 31 total bases.

### High School:

Named Georgia High School AAAAA Player of the Year by the Georgia Athletic Coaches Association ... led her Mill Creek High School squad to a 2008 AAAAA State Championship ... accolades from senior season include Region

7AAAAA Player of the Year, Gwinnett County Player of the Year and Gwinnett Daily Post Player of the Year ... had a .496 average with 34 stolen bases and 35 runs scored as a senior ... posted career bests with a 27-4 record, a 0.52 ERA and 221 strikeouts as a pitcher.

### Personal:

Born Nov. 26, 1990 ... majoring in creative writing ... daughter of Jay and Heidi Bullock ... says her bible is something she can't live without ... says "responsibility, trustworthiness, respectfulness, being confident and self-controlled" are qualities that make a team leader ... athlete she would most like to meet is Drew Brees ... childhood sports idol was Serena Williams ... watches Bravo and TLC ... says she has learned responsibility and how to fail from playing sports.

### Career Statistics at Florida State

Year	Avg	GP	GS	AB	R	H	2B	3B	HR	RBI	TB	SLG%	BB	HBP	SO	GDP	OB%	SF	SH	SB	ATT	PO	A	E	FLD%
2010	.300	50	31	100	23	30	1	0	0	10	31	.310	6	1	18	0	.346	0	2	19	24	32	1	5	.868
2011	.286	46	42	112	25	32	2	0	0	11	34	.304	4	2	11	0	.322	0	4	11	12	34	21	3	.948
TOTAL	.292	96	73	212	48	62	3	0	0	21	65	.307	10	3	29	0	.333	0	6	30	36	66	22	8	.917

### Pitching

Year	ERA	W	L	App	GS	CG	SHO	CBO	SV	IP	H	R	ER	BB	SO	2B	3B	HR	BF	B/AvgWP	HBP	BK	SFA	SHA	
2010	5.25	0	0	3	0	0	0	1	0	4.0	5	3	3	0	2	1	0	1	18	.278	0	0	0	0	
2011	4.38	5	4	19	9	3	0	0	1	62.1	94	56	39	29	31	15	1	9	314	.342	1	2	0	3	5
TOTAL	4.43	5	4	22	9	3	0	1	1	66.1	99	59	42	29	33	16	1	10	332	.338	1	2	0	3	5

**7 WCWS APPEARANCES \$ 24 NCAA CHAMPIONSHIP BERTHS**

SEMINOLE



## CELESTE GOMEZ



Class: Sophomore

Hometown: Lake City, Fla.

High School: Columbia

Position: Catcher

B/T: R/R

00



Has the strength to become a tremendous power hitter for the Seminoles ... is expected to show even more improvement behind the plate in her second season ... ready for a breakout season.

**Freshman Season (2011):**

Emerged as a strong power threat as the season progressed, batting .281 with two home runs and 14 RBIs ... stepped up big during the ACC Championship when she batted .300 with one home run and two runs scored over the three-game stretch ... one of four Seminoles to be named to the ACC All-Tournament Team ... gave FSU a 2-0 lead over Virginia in the semifinals of the ACC Championship when she launched a long two-run homer in the first inning ... hit her first career home run in FSU's 4-3 loss to Virginia Tech on April 3 ... finished the year with a slugging percentage of .406 ... started 28 of her 31 games at the catcher spot while her comfort level noticeably improved behind the plate ... had eight games in which she recorded two base hits ... posted three multiple-RBI games, driving in two runs apiece versus Florida A&M, North Florida and Virginia ... carried a six-game hitting streak and an eight-game stretch of reaching base safely ... team showed a 17-11 record when she was behind the plate ... batted at the cleanup spot in nine games.

**High School:**

Racked up numerous honors at Columbia High ... Gainesville Sun Weightlifter of the Year ... won the offense award in 2008 ... girls state weightlifting champions in 2010 ... two-time individual weightlifting champion ... made the Columbia High School Hall of Fame ... 2009-10 athlete of the year ... honor roll student.

**Personal:**

Born March 11, 1992 ... majoring in accounting ... daughter of Nancy and David Gomez ... has one sister ... favorite movie is 300 ... reads US Weekly ... likes

dark chocolate ice cream ... watches MTV, E!, ABC Family and the CW ... names "confidence, willingness to help others and being unafraid to make a mistake" as qualities that make a team leader ... has learned responsibility and leadership from playing sports ... played softball and weightlifted in high school.

**Career Statistics at Florida State**

Year	Avg	GP	GS	AB	R	H	2B	3B	HR	RBI	TB	SLG%	BB	HBP	SO	GDP	OB%	SF	SH	SB	ATT	PO	A	E	FLD%
2011	.281	39	31	96	10	27	4	1	2	14	39	.406	7	3	14	1	.346	1	0	3	3	177	16	5	.975
TOTAL	.281	39	31	96	10	27	4	1	2	14	39	.406	7	3	14	1	.346	1	0	3	3	177	16	5	.975





## BRIANA HAMILTON



**Class:** Junior

**Hometown:** Woodruff, S.C.

**High School:** James F. Byrnes

**Position:** Infielder

**B/T:** R/R

# 24



One of the team's most versatile and athletic players ... can seemingly play any position ... will be relied on for even more offensive production in 2011.

**Sophomore Season at FSU (2011):**

Provided some power with four home runs and 15 RBIs in 58 games played ... recorded six stolen bases in six attempts ... started 22 games at third base, 10 at first base, four in left field and two at the designated player spot ... spent all of her time between the sixth and ninth spots in the batting order to add some 'pop' to the bottom of the lineup ... made some fantastic defensive plays from her infield positions ... recorded her first career home run as a Seminole versus Oregon State at the Cathedral City Classic on Feb. 24 ... was robbed of one home run against Long Beach State when left fielder Megan Denio snagged Hamilton's would-be round-tripper over the left field fence ... also hit home runs against Mississippi State, Virginia Tech and Mercer.

**Freshman Season at South Carolina (2010):**

Played in 37 games ... garnered 84 at-bats.

**High School:**

Had a strong career at James F. Byrnes High ... four-time all-state player ... two-time player of the year ... participated in the Top 100 Adidas Showcase in Utah ... Honor Roll student.

**Personal:**

Born Oct. 31, 1990 ... majoring in exercise science ... daughter of Tina Hamilton ... wears number 24 because former softball standout Brandi Aiken wore it ... favorite magazine is Sports Illustrated ... likes to play Rock Band ... wants to be a traveling physical therapist ... played golf, basketball and softball in high school ... watches the "Biggest Loser," "Greys Anatomy" and "Jersey Shore" ... idolized Natasha Watley and Michael Jordan as a kid ... names

"teamwork and how to adapt to different personalities" as things she has learned from playing sports.



**Career Statistics at Florida State**

Year	Avg	GP	GS	AB	R	H	2B	3B	HR	RBI	TB	SLG%	BB	HBP	SO	GDP	OB%	SF	SH	SB	ATT	PO	A	E	FLD%
2011	.178	58	38	107	15	19	4	0	4	15	35	.327	9	3	31	0	.258	1	1	6	6	110	64	13	.930
TOTAL	.178	58	38	107	15	19	4	0	4	15	35	.327	9	3	31	0	.258	1	1	6	6	110	64	13	.930



## KELLY HENSLEY



**Class:** Sophomore

**Hometown:** Niceville, Fla.

**High School:** Niceville

**Position:** Outfielder

**B/T:** R/R

# 23



Has the chance to really improve in 2012 and compete for a starting spot ... very intelligent person who has good raw talent ... has gotten better in the offseason ... earned the team's Golden Torch award in 2011 for her diligent work in the classroom ... also an NFCA All-America Scholar Athlete.

### Freshman Season (2011):

Finished with two home runs and nine RBIs ... started 23 games and played in 35 ... posted three multiple-hit games against Georgia Southern, Oregon State and Utah ... delivered a pinch-hit, two-run home run to help defeat Florida A&M at home on Feb. 15 ... recorded three multiple-RBI performances versus UNC Greensboro, Florida A&M and Utah.

### High School:

Team leader at Niceville High ... two-time all-state first team player ... two-time team captain ... team MVP in junior season ... offensive MVP as a senior ... defensive MVP in sophomore campaign ... Northwest Florida Daily News Player of the Year ... AP Scholar with Distinction ... Honor Roll in all four years ... National Merit qualifier.

### Personal:

Born on Oct. 7, 1991 ... majoring in biology ... daughter of Daniel and Sabrina Hensley ... wants to be a physician ... watches "Swamp People" ... favorite band is Paramore ... has a superstition of chewing double bubble for rallies ... would like to meet Peyton Manning ... favorite activity with teammates is hackey sack ... favorite home-cooked meal is steak and eggplant ... favorite ice cream flavor is Rocky Road ... favorite movie is "Harry Potter" ... wears number 23 because her father and sister wore it.

### Career Statistics at Florida State

Year	Avg	GP	GS	AB	R	H	2B	3B	HR	RBI	TB	SLG%	BB	HBP	SO	GDP	OB%	SF	SH	SB	ATT	PO	A	E	FLD%
2011	.182	35	23	66	6	12	2	0	2	9	20	.303	6	2	16	0	.270	0	0	0	0	17	1	3	.857
TOTAL	.182	35	23	66	6	12	2	0	2	9	20	.303	6	2	16	0	.270	0	0	0	0	17	1	3	.857





## SHAYLA JACKSON



Class: Senior


Hometown: Pembroke Pines, Fla.

High School: Pembroke Pines Charter

Position: Outfielder

B/T: L/R

# 14



An important piece to FSU's offense ... has the talent and smarts to be an All-American ... reigning all-conference performer who is looking to take her game to the next level.

### Junior Season (2011):

Enjoyed another tremendous season, finishing third on the team with a .337 batting average ... led the Seminoles with 15 doubles and 93 total bases ... her four triples were tied for second in the ACC behind teammate Tiffani Brown ... finished second in the conference in doubles ... was the 18th toughest player to strike out in the nation, fanning just once every 22.1 at-bats ... struck out just nine times in 2011 ... lone returnee on 2012 squad who was named to the 2011 All-ACC Team ... had a memorable doubleheader at Boston College on April 16, going 7-for-8 with eight RBIs that included a grand slam and a double ... earned All-ACC Player of the Week honors on April 19 after a career week that saw her go 15-for-23 (.652) with one home run, 13 RBIs, four doubles and five runs scored in six games ... in game one against Boston College, she finished 4-for-4 with five RBIs and a double ... led FSU with 21 multiple-hit performances ... tied for second on the team with eight multiple RBI games ... held a seven-game hitting streak from April 10-16 ... posted five three-hit performances against Georgia Southern, Florida A&M, North Florida, Boston College and Georgia State ... delivered a walk-off RBI double on April 12 to defeat Mercer, 5-4.

### Sophomore Season (2010):

One of just four players to start all 62 games of the season ... finished second on the team with a .338 batting average - a mark that was also good enough for sixth in the ACC ... finished sixth in the conference with 39 runs scored ... led the team with 213 at-bats and had a team second-best 72 hits ... registered five doubles, five triples and one inside-the-park home run ... walked nine times and struck out just 15 times ... did not commit an error all year.

### Freshman Season (2009):

Started all 43 games she appeared in ... posted a .315 batting average ... ended the season with an impressive .905 fielding percentage ... committed just two errors ... in her 146 at-bats had 46 hits, including four doubles and a home run ... stole eight bases ... had least amount of strikeouts of anyone that started at least 40 games.

### High School:

Named Miami Herald Player of the Year as a senior ... offensive player of the year as a senior ... BCAA Scholar Athlete in her senior year ... as a freshman was named to the third team all-county and second team all-state ... named to the first team all-county and all-state teams as a senior ... named to the Louisville Slugger/NFCA High School All-Region Team as a junior ... named offensive MVP as a junior ... first team all-county and all-state teams as a junior ... awarded the Jaguar Award as a freshman ... was on the Honor Roll all four years of high school ... Scholar Athlete as a senior ... graduated with Silver Chord (250+ hours of Community Service) ... graduated with Gold Chord (3.7 GPA or higher all four years) ... played for the Gold Coast Hurricanes "Gold" team under coach Marty Cooper and Jeff Norman ... placed third at ASA Gold Nationals in 2007 ... ASA Gold National Champions in 2008.

### Personal:

Born Nov. 27, 1989 ... majoring in criminology ... daughter of Walter and Pamela Jackson ... has one brother ... favorite ice cream flavor is cake batter ... plays the keyboard ... watches the Disney channel ... something that not many people know about her is that her closet is color coordinated ... advice she would give someone getting ready to start college is to "stay focused and remember what you're in college for" ... most memorable moment was defeating UNC in the ACC Championship Game.

### Career Statistics at Florida State

Year	Avg	GP	GS	AB	R	H	2B	3B	HR	RBI	TB	SLG%	BB	HBP	SO	GDP	OB%	SF	SH	SB	ATT	PO	A	E	FLD%
2009	.315	43	43	146	19	46	4	0	1	15	53	.363	0	0	13	0	.315	0	8	8	13	19	0	2	.905
2010	.338	62	62	213	39	72	5	5	1	33	90	.423	9	1	15	0	.363	3	3	5	7	47	2	0	1.000
2011	.337	60	60	199	34	67	15	4	1	29	93	.467	2	1	9	0	.345	1	3	4	5	46	2	1	.980
TOTAL	.332	165	165	558	92	185	24	9	3	77	236	.423	11	2	37	0	.344	4	14	17	25	112	4	3	.975



## EVELYN MORGADO



**Class:** Redshirt Freshman

**Hometown:** Miami, Fla.

**High School:** Florida Christian

**Position:** Utility

**B/T:** R/R

2



Skilled student-athlete who redshirted her first season following a season-ending knee injury in pre-season ... looking to break through in second year at FSU ... could be a key utility player for the Seminoles in 2012.

**Freshman Season (2011):**

Forced to take a medical redshirt after tearing her anterior cruciate ligament in preseason practice.

**High School:**

Excelled at Florida Christian High ... first team all-county selection from 2006-10 ... 2010 hitter of the year ... 3A defensive player of the year from 2009-10 ... MVP of her team from 2006-10 ... four-year Academic Honor Roll member.

**Personal:**

Born July 8, 1992 ... majoring in sociology ... daughter of Alicia and Arsenio Morgado ... favorite flavor of ice cream is cookie dough ... speaks fluent Spanish in addition to English ... can play the tuba and piano ... most played artist on iPod is Taylor Swift ... wants to become an Athletic Director ... fenced for two years ... wears number 2 because Derek Jeter is her favorite player ... favorite home-cooked meal is "bistec de la palomilla con arroz y plantanas" (steak with rice and plantains) ... proudest moment was signing with Florida State ... always wears her wristband on her left arm.





## JESSICA NORI



**Class:** Redshirt Sophomore

**Hometown:** Weston, Fla.

**High School:** St. Thomas Aquinas

**Position:** Pitcher

**B/T:** R/R

# 26



A very important piece to Florida State's pitching rotation ... broke through in 2011 in what was her first season in the circle ... pitches with plenty of speed and continues to harness her off-speed stuff.

**Redshirt Freshman Season (2011):**

Finished 8-5 with a 2.84 ERA ... tossed three complete games ... threw 88.2 innings and struck out 40 while allowing 97 base hits ... opponents hit .278 against her ... walked just 21 batters all season, averaging one base-on-ball per four innings ... made 22 appearances, which includes 11 starts ... named an NFCA All-America Scholar-Athlete ... had two tremendous performances in the NCAA postseason, earning victories against Georgia State (no runs in 3.1 relief innings) and UAB (one run allowed in six innings pitched) ... ended the regular season with 6.1 scoreless innings pitched against Georgia Tech on May 8 and Virginia on May 14 ... pitched six or more innings in six of her 11 starts ... also threw five or more relief innings against Virginia Tech, Mercer, North Florida and Georgia ... earned first career victory over Middle Tennessee on Feb. 18, allowing one run on three hits while fanning five ... also posted wins versus Mercer, North Florida, Boston College and Georgia Tech ... one of her best relief appearances against nationally-ranked Georgia Tech on May 8 when she allowed just two hits in the final 4.1 innings to get the victory.

**Freshman Season (2010):**

Served as an FSU team manager.

**High School:**

Extremely productive player at St. Thomas Aquinas High ... 2008 Sun Sentinel Second Team ... 2009 Miami Herald First Team ... 2010 Florida ASA state champions ... honor roll in all four years.

**Personal:**

Born on Feb. 26, 1991 ... majoring in entrepreneurship ... daughter of Peter and Sandra Nori ... favorite flavor of ice cream is mint chocolate chip ... wants to run her own company one day ... wears number 26 because it's the day of her birthday ... always bakes for road trips ... favorite home cooked meal are tacos ... most watched TV channels are ESPN and MLB Network ... favorite fast food meal is a Chick-Fil-A sandwich ... reads People Magazine and Sports Illustrated ... favorite movies are "Sweet Home Alabama" and "The Proposal" ... proudest moment was making the FSU softball team.

**Career Statistics at Florida State**

Year	ERA	W	L	App	GS	CG	SHO	CBO	SV	IP	H	R	ER	BB	SO	2B	3B	HR	BF	B/AvgWP	HBP	BK	SFA	SHA	
2011	2.84	8	5	22	11	3	0	0	0	88.2	97	49	36	21	40	14	1	6	387	.278	1	4	0	1	12
TOTAL	2.84	8	5	22	11	3	0	0	0	88.2	97	49	36	21	40	14	1	6	387	.278	1	4	0	1	12



## MADDIE O'BRIEN



**Class:** Redshirt Freshman

**Hometown:** Palm Harbor, Fla.

**High School:** Palm Harbor University

**Position:** Infielder

**B/T:** L/R

# 7



Exceptional all-around player who is ready to take the reins at shortstop ... worked diligently throughout the offseason at expanding her game at the plate and in the infield ... has the potential to be an All-ACC caliber performer in 2012.

### **Freshman Season (2011):**

Received a medical redshirt after sitting out the season with a nagging ankle injury.

### **High School:**

All-state player in freshman and senior seasons at Palm Harbor University High ... all-conference, all-county and all-state player during her senior year ... Gold Glove winner as a freshman ... honor roll student in all four years ... won the 2009 18U USA national championship with the Tampa Mustangs, which was coached by Walt Rozanski, Bob Diez and Tim Mouse ... named 5A all-state second team and Gold Glove winner from the St. Petersburg Times as a freshman ... member of the National Honor Society ... ESPN Rise First Team All American ... MaxPreps/Gatorade First Team All American ... 6A all-state offensive player of the year ... 6A all-state first team ... Pinellas County Player of the Year and All-Suncoast Player of the Year ... finished senior season batting .658 with 52 hits, 12 doubles, 4 triples, 7 home runs (2 grand slams) and 53 RBIs.

### **Personal:**

Born March 26, 1992 ... majoring in retail merchandising ... daughter of Candi and Mike O'Brien ... has one brother ... wants to design her own clothing line ... favorite dessert is frozen yogurt ... favorite drink is milk ... names "the ability to let everything else go and live for the moment as a team" as qualities that make a team leader ... idolized Mickey Mantle as a child ... says the best part of being an ACC student-athlete is playing in front of a big crowd.





## MONICA PERRY



**Class:** Redshirt Junior

**Hometown:** Whitesburg, Ga.

**High School:** Union Grove

**Position:** Pitcher

**B/T:** R/R

# 55



Targeting the No. 1 slot in this year's pitching rotation ... showed dominance in the circle in her previous collegiate years at Illinois as well as during the offseason ... provides the Seminoles with a great boost in the circle.

**Redshirt Sophomore Season at FSU (2011):**

Sat out the year in compliance with NCAA transfer rules.

**Sophomore Season at Illinois (2010):**

Finished 25-7 with a 2.27 ERA as one of the top pitchers in the Big Ten ... recorded 171 strikeouts and 14 complete games ... led the Illini with 38 appearances and 32 starts ... All-Big Ten Second Team ... Big Ten Pitcher of the Week on April 19 ... opponents batted just .229.

**Freshman Season at Illinois (2009):**

Established a single-season school record with 223 strikeouts in 44 appearances ... pitched 247.2 innings and made 39 starts ... finished 24-15 with a 3.99 ERA ... threw a no-hitter against Wisconsin on April 4.

**Personal:**

Born Jan. 4, 1990 ... majoring in environmental science ... daughter of Robert and Kathryn Perry ... has two sisters ... wants to become a wildlife biologist ... says her dog Lola is something she cannot live without ... favorite dessert is oatmeal raisin cookies ... favorite movie is "Star Wars" ... says it is important to stay in school because "no one can take away your knowledge"... doesn't eat meat ... says the best part of being an ACC student-athlete is playing around home.





## COURTNEY SENAS



**Class:** Sophomore

**Hometown:** Wahiawa, Hawaii

**High School:** Mililani

**Position:** Outfielder

**B/T:** R/R

# 8



Speedy centerfielder who can make athletic plays ... looking to use her first year in collegiate softball as a stepping-stone for a breakout sophomore campaign ... tireless worker who is exciting to watch.

### Freshman Season (2011):

Started 57 of the team's 60 games in centerfield ... batted .291 with five home runs, 23 RBIs, eight doubles and two triples ... stole 21 bases ... moved around often in the batting order, hitting first, second, fifth, sixth, seventh, eighth and ninth in the lineup ... recorded 14 multiple-hit games as a freshman ... named to the ACC All-Tournament Team after hitting .600 with two home runs and five RBIs in FSU's three games ... had one of the most clutch hits of the year when she hit an offering from UNC pitcher Lori Spingola for a two-run home run in the sixth inning of the ACC Championship Game to give FSU a 4-0 lead ... in that same championship game against the Tar Heels, Senas hit an RBI double to provide the Seminoles with a 2-0 advantage ... ended the year on a strong note, batting .417 with two home runs, seven RBIs and 10 base hits in FSU's final eight games ... hit home runs against Middle Tennessee, Utah, Boston College, Virginia and UNC ... her first collegiate round-tripper came in the form of a grand slam versus Middle Tennessee on Feb. 18.

### High School:

Starred at Mililani High ... four-time first team all-state shortstop ... 2007 O'ahu Interscholastic Association West Player of the Year ... three-time OIA West First Team shortstop ... two-time position player of the year ... 2010 Mililani High School Female Athlete of the Year ... 2009 MHS softball Most Valuable Player ... also played two years of basketball and ran four years of track & field in high school.

### Personal:

Born Jan. 31, 1992 ... majoring in criminal justice ... daughter of Chad and Janette Senas ... has three sisters and one brother ... wants to be an FBI agent or chief of police ... plays the ukulele ... cotton candy is her favorite ice cream flavor ... played basketball, ran track and played softball in high school ... wears number 8 because she is the eighth Senas in her family ... prays before every game ... names her hamster "PeeWee" as something she cannot live without.

### Career Statistics at Florida State

Year	Avg	GP	GS	AB	R	H	2B	3B	HR	RBI	TB	SLG%	BB	HBP	SO	GDP	OB%	SF	SH	SB	ATT	PO	A	E	FLD%
2011	.291	59	57	165	29	48	8	2	5	23	75	.455	14	1	48	0	.348	1	4	21	27	61	4	2	.970
TOTAL	.291	59	57	165	29	48	8	2	5	23	75	.455	14	1	48	0	.348	1	4	21	27	61	4	2	.970





## NEWCOMERS

### ERIKA HOFFNER



**Class:** Freshman  
**Hometown:** Alpharetta, Ga.  
**High School:** Chattahoochee  
**Position:** Utility  
**B/T:** L/R

28

Speedy athlete who could be looked at in late-game situations ... talented all-around player who works tirelessly ... one of the fastest players on the team.

#### High School:

Excelled at Chattahoochee High ... also played club softball for the Georgia Fire 18U Gold ... honored as an all-academic student-athlete all four years in high school ... named best defensive player as a sophomore and senior ... three-time Hustle Award winner ... earned Coach's Award and Captain's Award as a senior ... PTSA All-Academic Athlete ... earned Wendy's High School Heisman Scholarship ... third highest batting average ever at her high school ... all-region second baseman as a junior ... all-state nominee as a senior ... four-year honor roll student ... formerly a member of the Beta Club.

#### Personal:

Born Feb. 28, 1993 ... majoring in pre-med-Biology ... daughter of Yo Hoffner and Marla Bowler ... favorite movie is "Harry Potter" ... most played song on iPod is 'Magic' by Ladyhawke ... plays the violin ... wants to be a sports orthopedic surgeon ... likes frozen yogurt over ice cream ... favorite class is math ... watches "Criminal Minds" ... wears number 28 because it's the day of her birthday ... proudest moment was committing to Florida State ... great aunt was part of the Florida State circus.

### ERIKA LEONARD



**Class:** Freshman  
**Hometown:** Cincinnati, Ohio  
**High School:** Mother of Mercy  
**Position:** Catcher  
**B/T:** R/R

15

Has a chance to give the Seminoles a real power presence ... excellent talent from Cincinnati area ... could see plenty of time in her first season as a member of the Garnet and Gold.

#### High School:

Displayed incredible offensive numbers at Mother of Mercy High ... set numerous school records, including ones for batting average, home runs, fielding percentage and runs scored ... named a finalist for the 25th Annual LaRosa's MVP of the Year award, which is one of the oldest preps-sports honors in the Greater Cincinnati area ... led her high school squad to a 22-3 record while advancing to regionals, the best season in school history ... four-time batting champion in the Girls' Greater Cincinnati League Scarlet division ... named Cincinnati Division II Softball Player of the Year as a junior ... named first-team all-state, first-team all-metro and GGCL Player of the Year as a senior ... second-team all-state performer in freshman, sophomore and junior seasons ... earned LaRosa MVP of the Week honors in her illustrious career ... invited to participate in the Club USA Tournament in Hawaii, where she won the National High School Home Run Derby.

#### Personal:

Born Nov. 21, 1992 ... majoring in sport management ... daughter of Sherri and Jayme Leonard ... played for the Gold Coast Hurricanes club team ... four-year honor roll student in high school.

### NICOLLETTE LEVINE



**Class:** Freshman  
**Hometown:** Lithia, Fla.  
**High School:** Newsome  
**Position:** Infielder  
**B/T:** R/R

31

Polished hitter who looks to make an impact at Florida State in her freshman season ... well-rounded infielder who is sound offensively and defensively ... has good mechanics at the plate.

#### High School:

Excellent all-around player at Newsome High ... guided team to a championship in 2009 ... first-team all-county player as a senior ... also named first-team All-Western Conference and first-team all-state in final season ... earned a bronze medal in World Championship Games in 2010 for Puerto Rico.

#### Personal:

Born April 16, 1993 ... majoring in biology ... daughter of Nicole and Ed Levine ... wants to work with animals after college ... was part of her high school's speech and debate team ... played for the Tampa Mustangs club team ... honor roll student in high school.



## NEWCOMERS

## LINDSEY PEPPERS



10

**Class:** Freshman  
**Hometown:** Tallahassee, Fla.  
**High School:** Maclay  
**Position:** Outfielder  
**B/T:** R/R

Hard-working, smart and talented student-athlete from Tallahassee ... has competed well in the offseason and continues to make strides in her overall game ... shows a high level of dedication and commitment to the program.

**High School:**

Received numerous awards at Maclay High ... played varsity softball from 2007-11 ... team captain in her final three seasons ... won the H.E.A.D. Award in 2010, the sportsmanship award in 2009 and the coaches award in 2008 ... was a baserunning champion ... named to the high honor roll from 2007-11 ... member of the French Honor Society ... president of the 4H District 3 ... girls state lieutenant governor in 2010 ... also participated in horseback riding and the Tallahassee bible study.

**Personal:**

Born Dec. 8, 1992 ... exploratory major ... daughter of Elva and Steve Peppers ... has one brother and one sister ... played volleyball, basketball and softball in high school ... favorite ice cream flavor is Moose Tracks ... favorite movie is "Lion King" ... National Geographic is her favorite magazine ... watches "Modern Family" ... friends are something she could not live without ... names dedication and responsibility as qualities that make a team leader.

## BAILEY SCHINELLA



27

**Class:** Freshman  
**Hometown:** Valrico, Fla.  
**High School:** Newsome  
**Position:** Pitcher  
**B/T:** R/R

Has enough pitching talent to earn time in the circle ... showed flashes of brilliance in fall softball ... level-headed player who continues working hard to improve her repertoire.

**High School:**

One of the top pitchers in Florida while at Newsome High ... all-state and all-county selection in her sophomore and senior years ... also an All-Western Conference pick as a sophomore and senior ... St. Petersburg Times All-Suncoast Team ... won the 18U Gold National Championship in 2011 as part of Team North Florida ... 18U Gold Boulder Champions in the Independence Day Tournament ... selected as an Adidas Futures Top 100 Elite Camp participant in 2008 and played in the Adidas Futures All-Star Game in Boulder, Colo.

**Personal:**

Born March 22, 1993 ... majoring in business ... daughter of Beth and Jerry Schinella ... favorite movie is "Remember the Titans" ... favorite flavor of ice cream is chocolate ... wants to become a successful businesswoman ... cannot live without chocolate ... most watched TV show is "Boy Meets World" ... wears number 27 because her travel ball number was 7 and high school number was 21 so it's "both squished together" ... favorite home-cooked meal is pasta and chicken ... proudest moment was winning 18-U gold nationals ... used to twirl the baton.

## LOREN SMITH



12

**Class:** Junior  
**Hometown:** Land O' Lakes, Fla.  
**High School:** Land O' Lakes  
**Position:** Outfielder  
**B/T:** R/R

Talented student-athlete from the junior college level ... competing for a spot in the outfield ... had a successful effort in fall ball.

**Sophomore Season at Indian River State College (2011):**

First-team all-conference player ... batted .400 with three home runs, 31 RBIs and 30 runs scored in 45 games played ... added 52 base hits, six walks and a .428 on-base percentage.

**Freshman Season at Indian River State College (2010):**

Batted .274 with two home runs, 12 RBIs and 11 runs scored ... recorded five doubles, one triple and 17 base hits.

**High School:**

Played at Land O' Lakes High ... was an honor roll student.

**Personal:**

Born Aug. 2, 1991 ... majoring in sociology ... daughter of Matt and Maria Smith ... favorite movie is "Bridesmaids" ... favorite ice cream flavor is Mint Chocolate Chip ... wants to be an Athletic Director ... watches "Jersey Shore" ... favorite band is The Fray ... favorite home-cooked meal is breaded steak ... brother plays baseball ... can etch-a-sketch ... proudest moment was getting accepted to Florida State ... wants to live in the mountains someday.

## LACEY WALDROP



13

**Class:** Freshman  
**Hometown:** Colonial Heights, Va.  
**High School:** Thomas Dale  
**Position:** Pitcher  
**B/T:** R/R

One of the top pitchers of the 2011 recruiting class who could have an immediate impact at Florida State ... carries a great attitude and work ethic ... had some impressive outings in the fall.

**High School:**

Fantastic pitcher at Thomas Dale High ... first-team all-state selection as a senior ... metro and district pitcher of the year in her last season ... first-team all-district, all-metro and all-region as a junior ... district pitcher of the year and second-team all-state selection in junior season ... district, region and metro pitcher of the year in sophomore campaign ... second-team all-state pick as well as first-team all-district, all-metro and all-region selection in second year ... as a freshman, was named first-team all-district, all-region and all-metro ... second-team all-state and all-district ... picked up metro pitcher of the year honors as a freshman ... Gatorade Player of the Year nominee following superb senior season ... Richmond Times-Dispatch Player of the Week.

**Personal:**

Born March 6, 1993 ... majoring in biology ... daughter of Beth and Chuck Waldrop ... aspires to be a forensic scientist, geneticist or another related occupation following her collegiate years ... was a member of a community service club called the Keyettes as well as the Ecology Club in high school.





## HEAD COACH LONNI ALAMEDA

In just her third season as head coach at Florida State, Lonni Alameda helped the Seminole softball program snap a seven-year ACC title drought to highlight an entertaining 2011 season. Despite making the conference tournament in Atlanta as the No. 4 seed, it was Alameda's season-long coaching tactics combined with the energy of her motivated group that enabled the Seminoles to storm through the competition and defeat second-seeded North Carolina, 4-1, to clinch an automatic NCAA Regional bid.



Under Alameda's guidance, the 2011 Seminoles created a noteworthy program achievement - for the first time in school history, FSU softball reached 12 consecutive NCAA Regionals. Her group also won two games in the Athens Regional, defeating Georgia State and UAB, to get to the final day of a regional for the first time since 2006.

Alameda came to Florida State prior to the 2009 season and went on to surpass 200 career coaching victories in her first year in Tallahassee. The Seminoles finished the 2009 campaign with a 44-16 record and achieved the best conference record in school history with a 17-4 league mark. In her second season as head coach, Alameda led the Seminoles to a 44-18 record and second-consecutive appearance in not just the ACC Championship game but the NCAA Tournament.

Since Alameda has made Tallahassee her home, she has now led the Seminoles to three ACC Championship game appearances in three seasons.

In 2010, FSU earned a spot in the field of 64 and made its 11th-straight appearance in the NCAA Division I Softball Championship. The Seminoles hit the road for their regional and played in Athens, Ga. before falling to Georgia and Radford.

Before traveling to the Peach State, FSU was on the campus of Virginia Tech for the 2010 ACC Softball Championship. While in Blacksburg, Va., the 'Noles beat Maryland and the host Hokies before losing to Georgia Tech in the title game. At the time, FSU's championship-game appearance marked the 14th time in school history it had the chance to play for a title - a total number that is more than any other school in the conference.

Under Alameda's tutelage, the 2010 Seminoles accomplished a lot of statistical feats. Not only did FSU get off to its best start since 1993 by starting the year 20-2, but the team capped off the year with high marks in a bevy of categories. The Seminoles' .297 batting average was the best since 2003 and the team's 212 total walks were the most since the 2004 season, just to name a few. The 'Noles also posted just 226 strikeouts at the plate; the fewest since the 1998 campaign.

Individually, Alameda coached several FSU student-athletes who earned recognition for their hard work on the field and in the classroom. Carly Wynn was named an All-ACC First Team selection and Terese Gober, Sarah Hamilton and Ashley Stager were each placed on the All-ACC Second Team. Robin Ahrberg, Tiffani Brown and Hamilton each got the nod on the ACC's All-Tournament team, too. Wynn and Hamilton also captured Louisville Slugger/NFCA Division I All-Southeast Region Second Team honors. Wynn was even named to the ESPN The Magazine Academic All-America Third Team.

Adding to Alameda's on and off-field influence, Hamilton became just one of two conference players in 2011 to be named to the All-ACC Team on three different occasions. Shayla Jackson and Jen Lapicki joined Hamilton on the 2011 all-conference squad.

Hamilton ended her illustrious career as one of the best pitchers in school history, with Alameda playing a large role as the team's pitching coach. Among her noteworthy feats, Hamilton became the first hurler in FSU history to finish with at least 1,000 career strikeouts, ending her four-year stay with 1,005 K's.

For her team's exploits on the field in 2009, Alameda and the Seminoles had the opportunity to host a regional in the NCAA Tournament for the first time since the 2004 season. Alameda coached several Seminoles that garnered postseason awards as Hamilton was named a Third Team Louisville Slugger/NFCA Division I All-American as a sophomore. Hamilton was also named ACC Pitcher of the Year, an ACC First Team member and to the Louisville Slugger/NFCA All-Southeast Region Team. Then-senior catcher Kaleigh Rafter was also named to the team and was an All-ACC First Team member. Wynn and Gober (both second team) were also student-athletes coached by Alameda who were recognized as All-ACC players.

An All-Big Eight selection as a player at Oklahoma, Alameda came to FSU from UNLV, where she spent five seasons reviving the Rebels' program. She replaced Dr. JoAnne Graf, who retired after 30 seasons with the Seminoles.

Alameda carries an impressive coaching résumé on the international level and, since 2004, has helped in the development of Canada's National Team. She aided Canada up until the 2004 Summer Olympics and resumed as an assistant following the Rebels' 2005 season. In the summer of 2006, Canada qualified for the 2008 Summer Olympics in Beijing, China, after its strong showing in the World Championships. Alameda spent the summer of 2008 with the Canadian team which ended its quest for the gold with a fourth-place finish at the Beijing Olympic Games.

Prior to Alameda's arrival at UNLV, the Rebels had seven straight seasons below .500 and hadn't participated in NCAA Regional play



## HEAD COACH LONNI ALAMEDA

since 1996. In 2005, just her second season at the helm of the program, Alameda guided UNLV to a 44-19 record, including a program-best 17 Mountain West Conference wins, and a trip to Los Angeles for NCAA Regionals. Alameda was named Mountain West Conference Coach of the Year in 2005 and again in 2007 and the entire staff garnered NFCA West Regional Coaching Staff of the Year in 2005.

After a second place finish in the Mountain West in 2007 and an overall 37-27 record, Alameda and UNLV had high hopes for 2008 and had the Rebels ranked in the ESPN.com/USA Softball Collegiate Top 25 Poll for the first time in program history. After starting the season 9-1-1, the Rebels moved up to No. 18 in the ESPN.com/USA Softball Collegiate Top 25 Poll, but injuries to four starters proved costly as the season progressed.

Alameda went 25-35 in her first season at UNLV, which was a four-game improvement over 2003's final tally. She then posted a staggering 44-19 mark in 2005 and the program's first trip to NCAA Regionals since 1996. In 2006, the squad was set back by injuries and fell to 26-37, but saw a 180-degree turnaround in 2007.

The 2005 season featured the Rebels' assault on the program's record book, appearances in the national rankings and the introduction of several conference and national award winners. The 44 wins were the third-most in the program's history, while the 17 Mountain West Conference wins were the most-ever since joining the league in 1999. After being predicted to finish last in the league, UNLV excelled, placing second in the league in both the regular season and Mountain West Conference tournament.

Under Alameda's direction, the Rebels enjoyed recognition at the conference and regional level. Five Rebels have garnered Louisville Slugger/NFCA All-Regional honors while 13 players have earned all-Mountain West Conference accolades, including two pitchers of the year and one freshman of the year awards.

To Alameda, academics are just as important as on-the-field production. Since taking over the program, the Rebels had 58 Academic All-MWC honorees. Over that time span, the team had 10 or more honored four times, including 11 softball student-athletes in 2008. The softball program had 21 MWC Scholar-Athletes selected, as well.

During her tenure at UNLV, Alameda also stressed the importance of community service and had players volunteer their time at the Nevada Childhood Cancer Foundation and Child Haven while participating in breast cancer walks and blood drives. Her emphasis has not changed since arriving at FSU, with the 2011 Seminole Squad earning honors such as the SemiGnome Award for community service and routinely producing standout student-athletes who are honored for their charitable ways.

Alameda came to Las Vegas after eight seasons as the assistant coach at Stanford University, where she helped guide the Cardinal to a 320-179-1 record and six straight NCAA Regional appearances. She oversaw the pitching staff there and produced three All-Americans: Becky Blevins, Marcy Crouch and Dana Sorenson.

Prior to her stint at Stanford, Alameda spent two seasons as an assistant coach at Barry University (Miami Shores, Fla.). She helped the Buccaneers to a fifth-place NCAA Division II finish in her first year. She also spent some time on the international stage, serving as an instructor for both the Aruba (1995) and Spanish (2000) national teams.

An all-around great athlete, Alameda began her collegiate career as a pitcher at St. Mary's University (San Antonio, Texas) where she led the Rattlers to the NAIA Tournament in her only season. She later transferred to Oklahoma in 1989 and played softball and volleyball for the Sooners. She was a two-time All-Big Eight selection as a first and third baseman, while hitting .359 as a senior in 1992.

Alameda earned her bachelor's degree in communications from Oklahoma in 1993 and played softball professionally in Europe for a season before beginning her coaching career.







## ASSISTANT COACH CRAIG SNIDER

Florida State softball assistant coach Craig Snider enters his first season as a member of the Seminole softball family. The Franklin, Ky. native has built a reputation for being a difference maker everywhere he has been, which includes Stephen F. Austin, Oklahoma, Centenary and Lindsey Wilson College. Over the last decade, Snider has propelled each of his teams toward tremendous improvement at the plate, and looks to continue his history of success as FSU's hitting coach.



In his most recent stint at Stephen F. Austin as an assistant coach, Snider helped turn the Southland Conference program around right away. He took over as hitting coach in 2007 following a season in which the Ladyjacks finished with a .229 batting average. Over the next three seasons, SFA batted .274 (2008), .275 (2009) and .278 (2010). He also led the team to sharp spikes in home runs, on-base percentage and slugging percentage, as SFA recorded 43 round-trippers in Snider's first season after hitting just 16 the season before.

At Stephen F. Austin, Snider took on several roles in guiding the program toward its recent success. He devised hitting and defensive workouts during the fall, directed all aspects of camps, developed team-building exercises, served as a fundraising arm, handled much of the recruiting and recruiting databases and oversaw his student-athlete's academic progress.

"I'm extremely impressed with Craig's character," FSU head coach Lonni Alameda said. "He is a genuine person who works hard and loves the game. He has been a part of bigger programs as well as mid majors and I

believe that makes him a tremendous coach as you have to be very creative in your coaching as you relate to different styles of athletes. Craig also brings a wealth of recruiting connections. He is very good with people and respected by many and he will now embrace those relationships as a Seminole."

Snider, who has been involved as a coach in softball since 2001, previously assisted in producing three All-Americans at Oklahoma from 2005-06, and played a large role in creating scouting reports as a graduate assistant coach for the Sooners. At his alma mater of Centenary, he helped lead the school to two Mid-Con Tournament championships while providing analysis for recruiting, hitting, fielding and putting together chart systems. His versatility also included field maintenance and even putting together the team's highlight videos in 2004 and 2005.

At Lindsey Wilson College from 2001-03, Snider guided the team to batting averages above .300 every season. He was heavily involved in the recruiting process as an assistant coach and oversaw all summer camps.

"I'm thrilled to help coach at such an established program that is coming off another conference championship and has great things going for it," Snider added. "FSU's history of softball success was such a motivating factor for me to come here, and I have no doubt that through the hard work of this current coaching staff and our student-athletes, we can take this program to the next level."

Snider is married to his wife, Lauren, who is a native of Bellville, Texas. The two have one daughter, Riley (1).





# ASSISTANT COACH TRAVIS WILSON

With one of the most well-versed and unique backgrounds in collegiate softball, Travis Wilson is prepared to make his first season as an assistant softball coach at Florida State a memorable one.

Wilson is a native of New Zealand who will take on an important role with recruiting. The baseball, softball and cricket veteran serves as the Seminoles' hitting and fielding coach, looking to enhance the defensive approach to a unit that brings back several position players in 2012.



"Travis is from both professional baseball and the New Zealand National Program," head coach Lonni Alameda said. "From the first time I met Travis I knew he would be a great fit for our program. It is not often you come across someone that has played the same game that the girls do and yet has 10 years of Major League Baseball experience. He is personable and he has won at the highest level of this game from the men's side. He has played every position you can on the field and has been among some of the world's best in men's fastpitch. I believe Travis will be able to relate to the players on a unique level as he stills plays the game. He is excited about this opportunity and can help our program get to the next level."

From 1996-2004, Wilson played seven seasons in the Atlanta Braves organization covering all stops from Rookie Ball to Triple-A. He enjoyed much success in his professional stint, being named an All-Star for the Appalachian

League (1998), South Atlantic League (1999) and the Carolina League (2000). He was named Carolina League Player of the Year for the Myrtle Beach Pelicans, and led the Grapefruit League in hitting for the Braves during spring training in 2001.

Wilson ended his professional career in 2004 with the Cincinnati Reds' organization in Chattanooga, Tenn. As a softball player in New Zealand for the Black Sox, he made his debut as a 16-year old in 1994 and was named both the New Zealand Softballer of the Year and the Canterbury Softballer of the Year after posting a team-best .396 batting average in 1996. He would earn the Canterbury Player of the Year honor multiple times and become one of his country's biggest softball ambassadors. He continues to play today.



Wilson's most recent baseball stint was as an instructor for the Idaho Falls, a Rookie League team of the Kansas City Royals. His tasks included scouting the Pioneer League, writing reports and utilizing video while communicating with the Royals organization on several prospects. His efforts have helped the Royals claim their status of having the best farm system in Major League Baseball, as asserted by several minor-league publications. On the field, he helped his players develop their infield/outfield skills, base running and hitting mechanics. Wilson also served as expert commentator for the ISF Men's World Softball Series, and was fielding coach and video analyst for the Black Caps of the New Zealand Cricket Association.

Wilson is married to his wife, Jill. The two have a son named Tyler.





## VOLUNTEER ASSISTANT COACH CARLY WYNN

Known as one of the top softball student-athletes to ever don the Garnet and Gold, second-year Volunteer Assistant Coach Carly Wynn brings an incredible amount of knowledge to the Florida State softball staff after being one of the most accomplished players in school history.

Wynn joined the Florida State softball staff as a volunteer coach in 2010 after a very successful playing career at FSU. Her primary duties include being in charge of defensive drills for the outfielders, assisting with the team's short game, handling some administrative work within the office and coordinating and scouting game day video. Wynn also organizes and assists the team's motivational exercises and plays a big role in FSU's alumni relations and community service events.



Through four seasons at FSU from 2007-10, Wynn asserted herself as one of the most talented players in the Atlantic Coast Conference. The Sharpsburg, Ga., native held career marks of a .355 batting average, 20 home runs, 101 RBIs, 45 doubles, 13 triples and 247 base hits. Wynn also scored 165 runs and posted a remarkable on-base percentage of .441, which includes a .496 on-base percentage in her senior season.

Altogether, Wynn is in the Top 10 in school history in eight career categories. She is second in doubles, third in slugging percentage, fifth in walks, sixth in runs scored and home runs, seventh in batting average, eighth in base hits and ninth in stolen bases.

Wynn's versatility on the field was also apparent between the bases - she swiped 65 stolen bases in 74 attempts. She picked up numerous accolades in her illustrious career, being named a two-time all-region performer, a three-time All-ACC selection, a two-time CoSIDA/ESPN The Magazine Academic All-American and an All-ACC Academic member. The fleet-footed outfielder was also on the ACC Championship All-Tournament Team in 2009, and was awarded an NCAA post-graduate scholarship in 2010.





## SOFTBALL SUPPORT STAFF



**Cathy Badger**  
Academic Advisor



**Craig Campanozzi**  
Video Coordinator



**Jim Curry**  
Assistant Athletics Director for Compliance



**Jennifer Wright**  
Accounting Specialist



**Anthony Santiago**  
Director of Softball Operations



**Amber Cornell**  
Softball Equipment Contact



**Eunice Hernandez**  
Assistant Athletic Trainer



**Kathy Noyes**  
Technical Support Analyst



**Alex Thomas**  
Assistant Director of Event Management



**Caitlin Quinn**  
Assistant Strength & Speed Coach



**Lindsay Sparling**  
Marketing Assistant



**Lauren Birch**  
Team Video



**Kristen Gravani**  
Team Dietician



**Robyn Adams**  
Student Trainer



**Sarah Simpson**  
Student Trainer

### Support Staff Not Pictured:

Tanesia Thomas - Softball Administrative Assistant  
Darin Bentz - Field Supervisor  
Harold Williams - Grounds Crew  
Adam Benvenisty - Student Manager  
Peter Suarez - Student Manager  
Jinyong Lee - Student Manager





## 2011 SEASON REVIEW

## MISSION ACC-OMPLISHED

The 2011 Florida State softball team had a whirlwind campaign, ranging from tough early-season injuries, difficult one-run losses as well as some gratifying regular-season wins. But what the Seminoles showed last season boils down to their biggest accomplishment of all - winning their first Atlantic Coast Conference championship in seven years.

For all the 40, 50 and even 60-win seasons that the FSU softball program has churned out over the years, the 2011 squad was never about the numbers. The Seminoles finished the season with a 32-28 overall record, which included a school-record 12th straight NCAA Regional appearance as they reached the final day in Athens, Ga. The crowning achievement of the season came in just a three-day stint in mid-May, where the team rallied around the head coaching of Lonni Alameda and the superb pitching of Sarah Hamilton to emerge victorious in postseason conference play.

On May 13, the Seminoles began their postseason quest with the ACC Tournament hosted by top-seeded Georgia Tech in Atlanta. The single-elimination field put pressure on FSU to add more quality wins and enhance its NCAA Tournament résumé. In the opening contest against fifth-seeded Virginia Tech, it was leadoff batter Tifani Brown's solo home run down the right field line that would not only set the tone for the first-round matchup, but foreshadow the offensive explosion by the 'Noles during the three-day tournament.

FSU defeated Virginia Tech in that first game, winning by a 9-2 score. The Seminoles dealt with some slight adversity in the contest, as its early 2-0 lead was relinquished by a tying two-run home run from Betty Rose in the top of the fifth. The situation of surrendering leads had happened before for FSU, but this time Hamilton and her potent offense made sure they'd keep the opponents at bay. Senior second baseman Kristie McConn stepped to the plate in the bottom half of the fifth against fast-throwing reliever Jasmin Harrell and hit an absolute moon shot over the left field wall. The big play sparked seven unanswered runs for FSU as it cruised to a surprising second-round matchup with No. 8 seeded Virginia, which upset the nationally-ranked Yellow Jackets in the first round.



Pitcher Sarah Hamilton (above) reacts with her teammates after recording the final strikeout to win the ACC Title.

Playing a team with some dangerous momentum, the Seminoles got behind early against the Cavaliers but didn't flinch. A bevy of errors by FSU helped Virginia take a 5-2 lead through two innings, but FSU responded with four runs in the third inning that in turn was aided by some Cavalier miscues. Freshmen Celeste Gomez and Courtney Senas as well as senior Jen Lapicki got the offense going with tape-measure home runs, as FSU's 12-hit attack helped power Hamilton to her second win in as many days. The 12-5 win by FSU clouded the fact that Hamilton allowed only one earned run in five innings pitched, while redshirt freshman Jessica Nori pitched the final two scoreless frames.

The Seminoles marched on to the ACC Championship Game, and with the NCAA bubble shrinking even more due to some unexpected conference tournament wins elsewhere, it was a near certainty that FSU's season was on the line. They were slated to face No. 2 seed North Carolina, which swept the Seminoles in Chapel Hill earlier in the season in what were three extremely close ball games.

The matchup pitted two of the ACC's top pitchers in UNC freshman Lori Spingola and Hamilton of FSU. The Seminoles, with their hot bats, managed to get the best of the youthful pitcher as fifth-year senior Robin Ahrberg started the scoring with a leadoff home run to left field to make it 1-0. From there, it was the hitting of Senas and the pitching of Hamilton that propelled FSU to its most climactic win of the year. Senas finished 2-for-3 with three RBIs, none bigger than her two-run home run down the left field line in the sixth inning that gave FSU a 4-0 lead. Hamilton, the tournament MVP, allowed one earned run on three hits in seven innings pitched, striking out Kelsey Green on a high fastball to end the game and send the Seminoles into a jubilant celebration.

Indeed, FSU seemed to persevere when it mattered most, and in the process it knocked out its ACC counterpart (UNC) from the NCAA Tournament due to the slim-sized bubble. Hamilton, Lapicki, Gomez and Senas represented the Seminoles on the ACC All-Tournament Team, and it was revealed on the NCAA Softball Selection Show that FSU would have a date in the Athens Regional as the No. 2 seed against nationally-ranked Georgia, UAB and Georgia State.

FSU finished the season with a respectable showing in the NCAA Regional. The Seminoles got off to a tough start in game one when they fell to UAB, 2-0. However, FSU bounced back the following day by getting past Georgia State, 6-1, and getting revenge on the Blazers with a 13-1 win in six innings. In those two games combined, Nori earned both victories by allowing just one run in 9.1 innings pitched on seven hits.

It was that never-say-die demeanor that allowed FSU to reach the final day of an NCAA Regional for the first time since 2006. Its season



## 2011 SEASON REVIEW

ended against Georgia, and effectively ended the careers of senior standouts Hamilton, Lapicki, Ashley Stager, McConn, Lauren Varsalona and Ahrberg.

Check out the following bullet points for some other highlights of FSU's fulfilling season:

- The Florida State softball team highlighted its season with the program's 11th ACC Championship in a 4-1 victory over North Carolina. The win was significant in many ways, giving coach Alameda her first ACC championship, marking FSU's first postseason crown since 2004, and perhaps most importantly, making it two straight years that all of FSU's athletic programs made the NCAA postseason.
- The ACC Championship victory as a No. 4 seed was the lowest by any FSU softball team that had won a postseason conference title.
- For the first time since 2007, FSU had two different players record multiple-home run games in one season. On March 20, Robin Ahrberg did her best Kirk Gibson impression by hitting two bombs against N.C. State on what looked to be a gimpy leg. Ashley Stager accomplished the same feat on May 8 at Georgia Tech when she went deep twice. Coincidentally, one of those players who recorded a two home-run game in 2007 was current volunteer assistant Carly Wynn against Georgia State
- How resilient were the 2011 Seminoles? FSU battled another difficult schedule and lost several close games that could have gone either way during the regular season. Its record in one-run ball games was 3-13, but no matter how difficult each of those losses were, the team managed to fight, scrap and claw their way to another conference championship.
- There were also some extraordinary individual performances in 2011:



**The 2011 FSU Softball Team proudly displays the giant ACC logo following their conference championship victory.**

o Freshman Kelly Hensley hit a huge pinch-hit home run to help FSU break away from FAMU on Feb. 15.

o Tiffani Brown earned her first-ever ACC Player of the Week award after a great performance against Kentucky. Sarah Hamilton also earned Pitcher of the Week at the same time, and won three more as the season went on.

o Ashley Stager exploded at the Cathedral City Classic in Palm Springs, Calif. She went 6-for-13 (.462) with three home runs, five RBIs, three runs scored and a 1.154 slugging percentage in five games.

o Sarah Hamilton threw her first of three one-hitters in a win over Wisconsin in early March. Later on, she would throw her sixth career no-hitter in a win against Virginia and had seven double-digit strikeout games last season.

o Jen Lapicki had a nine-game stretch from March 5-13 where she batted .630 (17-for-27) with two home runs and seven RBIs in games that included Alabama, Auburn and Mississippi State from the SEC.

o On April 12, FSU recorded its only walk-off victory of the season on a Shayla Jackson RBI double that scored Tiffani Brown - who made a nifty slide around the catcher to give the Seminoles a 5-4 win.

o Two personal feats were established in FSU's doubleheader sweep at Boston College on April 16. Sarah Hamilton recorded her school record 940th strikeout and Shayla Jackson won ACC Player of the Week honors in part because she finished 7-for-8 with eight RBIs against the Eagles. Jackson finished 15-for-23 for that entire week and Hamilton finished her entire career with 1,005 K's.

o Seniors Sarah Hamilton, Ashley Stager, Kristie McConn, Jen Lapicki, Robin Ahrberg and Lauren Varsalona walked off winners on senior day against NCAA regional participant Maryland on April 24. Each player either recorded a base hit or induced an out to contribute to the victory.

o Jessica Nori improved so much as the season progressed and lifted FSU to a much-needed 9-4 win over nationally-ranked Georgia Tech on May 8. In that game, Nori came in relief and allowed just two hits in the final 4.1 innings to get a big win.

o Shayla Jackson, Sarah Hamilton and Jen Lapicki all represented FSU on the All-ACC Second Team.



# SEMINOLE SOFTBALL

20  12

## 2011 GAME BY GAME RESULTS

Date	Opponent	Score	Inns	Overall	Conference	Pitcher of record	Attend	Time
Feb 11, 2011	UNC GREENSBORO	L 0-1	(9)	0-1-0	0-0-0	Hamilton, S (L 0-1)	648	1:50
Feb 11, 2011	ST. JOHN'S	L 5-11	7	0-2-0	0-0-0	Nori, J (L 0-1)	648	2:25
Feb 12, 2011	HOFSTRA	w 5-1	7	1-2-0	0-0-0	Hamilton, S (W 1-1)	421	1:56
Feb 12, 2011	UNC GREENSBORO	w 13-3	5	2-2-0	0-0-0	Bullock, M (W 1-0)	212	1:45
Feb 13, 2011	HOFSTRA	L 0-2	7	2-3-0	0-0-0	Hamilton, S (L 1-2)	379	1:44
Feb 15, 2011	FLORIDA A&M	w 8-5	7	3-3-0	0-0-0	Bullock, M (W 2-0)	247	2:39
Feb 18, 2011	GEORGIA SOUTHERN	w 6-4	7	4-3-0	0-0-0	Hamilton, S (W 2-2)	472	2:09
Feb 18, 2011	MIDDLE TENNESSEE ST.	w 10-3	7	5-3-0	0-0-0	Nori, J (W 1-1)	472	2:02
Feb 19, 2011	MIDDLE TENNESSEE ST.	w 11-1	5	6-3-0	0-0-0	Nori, J (W 2-1)	489	1:43
Feb 19, 2011	#24 KENTUCKY	w 2-0	7	7-3-0	0-0-0	Hamilton, S (W 3-2)	489	2:11
Feb 20, 2011	#24 KENTUCKY	L 2-7	7	7-4-0	0-0-0	Hamilton, S (L 3-3)	316	2:11
Feb 24, 2011	vs #25 BYU	w 6-4	7	8-4-0	0-0-0	Hamilton, S (W 4-3)	215	1:50
Feb 24, 2011	vs Oregon State	L 5-6	7	8-5-0	0-0-0	Bullock, M (L 2-1)	371	1:58
Feb 25, 2011	vs Northwestern	L 0-3	7	8-6-0	0-0-0	Hamilton, S (L 4-4)	0	1:44
Feb 26, 2011	vs Long Beach State	w 4-1	7	9-6-0	0-0-0	Bullock, M (W 3-1)	275	1:42
Feb 26, 2011	vs San Diego State	L 2-10	5	9-7-0	0-0-0	Nori, J (L 2-2)	0	1:19
Mar 05, 2011	WISCONSIN	w 7-1	7	10-7-0	0-0-0	Bullock, M (W 4-1)	410	1:48
Mar 05, 2011	UTAH	L 4-5	7	10-8-0	0-0-0	Hamilton, S (L 4-5)	408	2:10
Mar 06, 2011	UTAH	w 7-3	7	11-8-0	0-0-0	Bullock, M (W 5-1)	271	2:05
Mar 06, 2011	WISCONSIN	w 9-0	5	12-8-0	0-0-0	Hamilton, S (W 5-5)	214	1:45
Mar 08, 2011	at #24 Auburn Tigers	L 3-5	7	12-9-0	0-0-0	Hamilton, S (L 5-6)	113	2:04
Mar 11, 2011	vs Mississippi State	L 8-9	(10)	12-10-0	0-0-0	Hamilton, S (L 5-7)	0	2:57
Mar 12, 2011	at #2 Alabama	L 0-8	5	12-11-0	0-0-0	Hamilton, S (L 5-8)	0	1:38
% Mar 12, 2011	vs Mississippi State	L 7-8	7	12-12-0	0-0-0	Hamilton, S (L 5-9)	380	2:05
Mar 13, 2011	at #2 Alabama	L 2-9	7	12-13-0	0-0-0	Bullock, M (L 5-2)	2502	2:15
Mar 16, 2011	SOUTH ALABAMA	w 6-0	7	13-13-0	0-0-0	Hamilton, S (W 6-9)	201	1:54
* Mar 19, 2011	at NC State-1	w 3-2	7	14-13-0	1-0-0	Hamilton, S (W 7-9)	234	2 ho
* Mar 19, 2011	at NC State-2	L 2-4	7	14-14-0	1-1-0	Bullock, M (L)	263	2 ho
* Mar 20, 2011	at NC State	w 7-2	7	15-14-0	2-1-0	Hamilton, S (W 8-9)	182	2:12
Mar 23, 2011	at Florida A&M	w 9-2	7	16-14-0	2-1-0	Hamilton, S (W 9-9)	159	2:21
* Mar 26, 2011	at North Carolina	L 0-1	7	16-15-0	2-2-0	Hamilton, S (L 9-10)	323	1:29
* Mar 26, 2011	at North Carolina	L 2-3	7	16-16-0	2-3-0	Hamilton, S (L 9-11)	232	1:39
* Mar 27, 2011	at North Carolina	L 0-4	7	16-17-0	2-4-0	Bullock, M (L 5-4)	146	1:46
* Apr. 2, 2011	VIRGINIA TECH-1	w 1-0	7	17-17-0	3-4-0	Hamilton, S (W 10-11)	402	1:45
* Apr 02, 2011	VIRGINIA TECH-2	L 1-2	(10)	17-18-0	3-5-0	Hamilton, S (L 10-12)	376	2:38
* Apr 03, 2011	VIRGINIA TECH	L 3-4	(8)	17-19-0	3-6-0	Nori, J (L 2-3)	401	2:15
Apr 06, 2011	at UCF	L 1-2	7	17-20-0	3-6-0	Hamilton, S (L 10-13)	538	1:34
* Apr 09, 2011	VIRGINIA-1	w 8-0	5	18-20-0	4-6-0	Hamilton, S (W 11-13)	226	1:24
* Apr 09, 2011	VIRGINIA-2	L 1-2	7	18-21-0	4-7-0	Nori, J (L 2-4)	221	1:50
* Apr 10, 2011	VIRGINIA	w 6-1	7	19-21-0	5-7-0	Hamilton, S (W 12-12)	374	2 ho
Apr 12, 2011	MERCER-1	w 5-4	7	20-21-0	5-7-0	Nori, J (W 3-4)	123	1:59
Apr 12, 2011	MERCER-2	w 3-0	7	21-21-0	5-7-0	Hamilton, S (W 13-13)	111	1:55
Apr 13, 2011	NORTH FLORIDA-1	w 9-7	7	22-21-0	5-7-0	Nori, J (W 4-4)	174	2:14
Apr 13, 2011	NORTH FLORIDA-2	w 6-1	7	23-21-0	5-7-0	Hamilton, S (W 14-13)	171	1:50
* Apr 16, 2011	at Boston College-1	w 7-1	7	24-21-0	6-7-0	Hamilton, S (W 15-13)	204	2:07
* Apr 16, 2011	at Boston College-2	w 11-4	7	25-21-0	7-7-0	Nori, J (W 5-4)	182	2:01
* Apr 23, 2011	MARYLAND-1	L 0-1	7	25-22-0	7-8-0	Hamilton, S (L 15-14)	674	1:58
* Apr 23, 2011	MARYLAND-2	L 4-7	7	25-23-0	7-9-0	Hamilton, S (L 15-15)	321	1:57
* Apr 24, 2011	MARYLAND	w 5-0	7	26-23-0	8-9-0	Hamilton, S (W 16-15)	363	1:50
May 04, 2011	at #4 Florida	L 0-1	7	26-24-0	8-9-0	Hamilton, S (L 16-16)	1409	1:31
* May 07, 2011	at #17 Georgia Tech-1	L 3-11	5	26-25-0	8-10-0	Hamilton, S (L 16-17)	-	1:49
* May 07, 2011	at #17 Georgia Tech-2	L 2-7	7	26-26-0	8-11-0	Nori, J (L 5-5)	707	2:11
* May 08, 2011	at #17 Georgia Tech	w 9-4	7	27-26-0	9-11-0	Nori, J (W 6-5)	677	2:41
May 13, 2011	vs Virginia Tech	w 9-2	7	28-26-0	9-11-0	Hamilton, S (W 17-17)	804	2:00
May 14, 2011	vs Virginia	w 12-5	7	29-26-0	9-11-0	Hamilton, S (W 18-17)	617	2:14
May 15, 2011	vs North Carolina	w 4-1	7	30-26-0	9-11-0	Hamilton, S (W 19-17)	557	1:43
May 20, 2011	vs UAB	L 0-2	7	30-27-0	9-11-0	Hamilton, S (L 19-18)	0	1:39
May 21, 2011	vs Georgia State	w 6-1	7	31-27-0	9-11-0	Nori, J (W 7-5)	0	1:51
May 21, 2011	vs UAB	w 13-1	6	32-27-0	9-11-0	Nori, J (W 8-5)	977	1:45
May 22, 2011	at #8 Georgia	L 2-10	6	32-28-0	9-11-0	Hamilton, S (L 19-19)	840	1:52

( ) extra inning game

7 UCWS APPEARANCES  24 NCAA CHAMPIONSHIP BERTHS

SEMINOLES



## 2011 FINAL STATISTICS

Record: 32-28 Home: 19-10 Away: 6-12 Neutral: 7-6 Conference: 9-11

Player	avg	gp-gs	ab	r	h	2b	3b	hr	rbi	tb	slg%	bb	hp	so	gdp	ob%	sf	sh	sb-att	po	a	e	fld%
Lapicki, J	.343	60-60	169	21	58	7	0	7	35	86	.509	22	6	21	1	.432	2	1	2-3	375	26	6	.985
Brown, T	.338	60-60	210	50	71	2	6	2	21	91	.433	14	1	30	0	.382	0	2	24-29	85	97	15	.924
Jackson, S	.337	60-60	199	34	67	15	4	1	29	93	.467	2	1	9	0	.345	1	3	4-5	46	2	1	.980
Ahrberg, R	.318	60-59	173	18	55	7	0	6	29	80	.462	18	2	23	2	.389	0	3	2-3	139	6	3	.980
McConn, K	.306	38-23	62	12	19	5	1	1	9	29	.468	5	2	18	0	.377	0	2	3-4	29	28	4	.934
Senas, C	.291	59-57	165	29	48	8	2	5	23	75	.455	14	1	48	0	.348	1	4	21-27	61	4	2	.970
Bullock, M	.286	46-42	112	25	32	2	0	0	11	34	.304	4	2	11	0	.322	0	4	11-12	34	21	3	.948
Gomez, C	.281	39-31	96	10	27	4	1	2	14	39	.406	7	3	14	1	.346	1	0	3-3	177	16	5	.975
Stanley, B	.261	25-1	23	1	6	0	0	0	6	6	.261	2	0	10	0	.308	1	0	0-0	0	0	0	.000
Stager, A	.244	60-60	160	32	39	6	0	10	32	75	.469	24	5	21	1	.352	4	2	9-10	71	89	11	.936
Bryant, A	.200	32-8	30	15	6	0	0	0	2	6	.200	5	2	8	0	.351	0	1	2-2	9	0	0	1.000
Austin, K	.200	34-5	20	14	4	1	0	0	1	5	.250	0	0	1	0	.200	0	0	1-1	7	0	0	1.000
Borden, M	.185	15-15	27	4	5	0	0	0	1	5	.185	5	1	7	0	.333	0	0	0-0	21	20	1	.976
Hensley, K	.182	35-23	66	6	12	2	0	2	9	20	.303	6	2	16	0	.270	0	0	0-0	17	1	3	.857
Hamilton, B	.178	58-38	107	15	19	4	0	4	15	35	.327	9	3	31	0	.258	1	1	6-6	110	64	13	.930
Nori, J	.000	1-0	0	0	0	0	0	0	0	0	.000	0	0	0	0	.000	0	0	0-0	1	20	1	.955
Hamilton, S	.000	3-3	0	0	0	0	0	0	0	0	.000	0	0	0	0	.000	0	0	0-0	15	41	1	.982
Totals	.289	60	1619	286	468	63	14	40	237	679	.419	137	31	268	5	.354	11	23	88-105	1198	440	69	.960
Opponents	.246	60	1546	209	380	60	5	33	183	549	.355	174	30	370	8	.332	10	40	56-65	1174	490	79	.955

LOB - Team (362), Opp (394). DPs turned - Team (16), Opp (11). IBB - Team (1), Brown, T 1, Opp (2). Picked off - Ahrberg, R 1, Senas, C 1.

### (All games Sorted by Earned run avg)

Player	era	w-l	app	gs	cg	sho	sv	ip	h	r	er	bb	so	2b	3b	hr	b/avg	wp	hp	bk	sfa	sha
Hamilton, S	2.09	19-19	45	36	24	6/1	2	231.0	160	89	69	119	289	26	2	18	.190	22	22	0	4	21
Varsalona, L	2.74	0-0	11	3	0	0/1	0	15.1	26	12	6	5	7	4	1	0	.371	0	2	0	2	0
Nori, J	2.84	8-5	22	11	3	0/0	0	88.2	97	49	36	21	40	14	1	6	.278	1	4	0	1	12
Bullock, M	4.38	5-4	19	9	3	0/0	1	62.1	94	56	39	29	31	15	1	9	.342	1	2	0	3	5
Townsend, D	7.00	0-0	1	1	0	0/0	0	2.0	3	3	2	0	3	1	0	0	.333	0	0	0	0	2
Totals	2.66	32-28	60	60	30	7/1	3	399.1	380	209	152	174	370	60	5	33	.246	24	30	0	10	40
Opponents	4.28	28-32	60	60	31	9/1	2	391.1	468	286	239	137	268	63	14	40	.289	20	31	9	11	23

PB - Team (6), Gomez, C 4, Lapicki, J 2, Opp (13). Pickoffs - Team (1), Gomez, C 1, Opp (2). SBA/ATT - Hamilton, S (38-39), Gomez, C (30-33), Lapicki, J (18-24), Nori, J (6-10), Ahrberg, R (8-8), Varsalona, L (6-8), Bullock, M (6-8).



## 2011 ACC CHAMPIONSHIP RESULTS

Florida State - ACC Champion & NCAA Regional Participant  
 Georgia Tech - NCAA Regional Participant  
 Maryland - NCAA Regional Participant

Team	Conference					Overall						
	W	L	Pct	Hm	Rd	W	L	T	Pct	Hm	Rd	Neu
Georgia Tech.....	18	2	.900	8-1	10-1	45	12	0	.789	16-3	14-6	15-3
North Carolina.....	13	7	.650	9-2	4-5	34	21	0	.618	16-4	9-12	9-5
Maryland.....	12	7	.632	5-6	7-1	40	19	0	.678	20-9	7-2	13-8
Florida State.....	9	11	.450	6-5	3-6	32	28	0	.533	19-10	6-12	7-6
Virginia Tech.....	9	12	.429	5-7	4-5	37	20	0	.649	13-8	10-8	14-4
NC State.....	7	12	.368	4-5	3-7	26	23	0	.531	11-6	8-10	7-7
Boston College.....	5	13	.278	2-5	3-8	15	31	0	.326	10-6	3-15	2-10
Virginia.....	5	14	.263	2-8	3-6	24	31	0	.436	7-14	4-12	13-5

Record vs. Non-ACC Opponents: 167-99, .628

### ACC Tournament Results

Atlanta, Ga., May 13-15

Friday

- #3 Maryland d. #6 NC State ..... 4-3
- #2 North Carolina d. #7 Boston College ..... (5 inn.) 9-0
- #8 Virginia d. #1 Georgia Tech..... 6-0
- #4 Florida State d. #5 Virginia Tech ..... 9-2

Saturday

- North Carolina d. Maryland..... 7-3
- Florida State d. Virginia ..... 12-5

Sunday

- Florida State d. North Carolina ..... 4-1

### ACC All-Tournament Team

Celeste Gomez, FSU	Lori Spingola, UNC
Sarah Hamilton, FSU	Kelli Wheeler, UNC
Jen Lapicki, FSU	Alyssa Allbritten, NCS
Courtney Senas, FSU	Marcy Bowdren, UVa
Sara Acosta, MD	Melanie Mitchell, UVa
Logan Foulks, UNC	

### Tournament Most Valuable Player

Sarah Hamilton, FSU

### NCAA Tournament Regional Results, May 20-22

Athens, Ga. Regional

- UAB d. Florida State..... 2-0
- Florida State d. Georgia State..... 6-1
- Florida State d. UAB..... (6 inn.) 13-1
- Georgia d. Florida State ..... (6 inn.) 10-2

Knoxville, Tenn. Regional

- Oklahoma State d. Georgia Tech..... 2-1
- Georgia Tech d. Liberty..... 4-3
- Tennessee d. Georgia Tech..... 7-0

College Park, Md. Regional

- East Carolina d. Maryland ..... 5-1
- Maryland d. Lehigh..... (5 inn.) 11-0
- East Carolina d. Maryland ..... 2-0

### All-Atlantic Coast Conference Team

First Team

Tory Speer, BC	Vangie Galindo, MD
Kristen Adkins, GT	Kerry Hickey, MD
Caitlin Jordan, GT	Haleigh Dickey, UNC
Alysha Rudnik, GT	Lori Spingola, UNC
Kelsi Weseman, GT	Courtney Liddle, VT

Second Team

Sarah Hamilton, FSU	Jessica Sinclair, GT
Shayla Jackson, FSU	Bree Hanafin, MD
Jen Lapicki, FSU	Kelli Wheeler, UNC
Christy Jones, GT	Stephanie Harris, UVa
Kristine Priebe, GT	Dani Anderson, VT

### ACC Player of the Year

Kelsi Weseman, GT

### ACC Pitcher of the Year

Kerry Hickey, MD

### ACC Freshman of the Year

Tory Speer, BC

### ACC Coach of the Year

Sharon Perkins, GT

### NFCA All-Americans

Second Team

SS Kelsi Weseman..... GT

### ACC Players of the Week

- Feb. 15 ..... Alysha Rudnik, GT
- Feb. 22 ..... Tiffani Brown, FSU
- March 1 ..... Courtney Liddle, VT
- March 8 ..... Shannon Bear, GT
- March 15 ..... Betty Rose, VT
- March 22 ..... Tory Speer, BC
- March 29 ..... Lexi Carroll, MD
- April 5 ..... Dani Anderson, VT
- April 12 ..... Kelsi Weseman, GT
- April 19 ..... Shayla Jackson, FSU
- April 26 ..... Caitlin Jordan, GT
- May 3 ..... Ashley Thomas, GT
- May 10 ..... Tory Speer, BC  
and Kelsi Weseman, GT

### ACC Pitchers of the Week

- Feb. 15 ..... Kristen Adkins, GT
- Feb. 22 ..... Sarah Hamilton, FSU
- March 1 ..... Lori Spingola, UNC
- March 8 ..... Kristen Adkins, GT
- March 15 ..... Kristen Adkins, GT
- March 22 ..... Sarah Hamilton, FSU
- March 29 ..... Kristen Adkins, GT  
and Lori Spingola, UNC
- April 5 ..... Kenzie Roark, VT
- April 12 ..... Sarah Hamilton, FSU  
and Ashley Czechner, MD
- April 19 ..... Sarah Hamilton, FSU
- April 26 ..... Kerry Hickey, MD  
and Lori Spingola, UNC
- May 3 ..... Kerry Hickey, MD  
and Lori Spingola, UNC

### All-ACC Academic Team

Boston College (3)

Amanda Horowitz	Gemma Ypparila
Tori Speer	

Florida State (4)

Robin Ahrberg	Jen Lapicki
Shayla Jackson	Jessica Nori

Georgia Tech (8)

Lindsey Anderson	Kristine Priebe
Shannon Bear	Alysha Rudnik
Christy Jones	Jessica Sinclair
Kate Kuzma	Jessica Weaver

Maryland (1)

Kerry Hickey

North Carolina (3)

Sara Buchholz

Kelli Wheeler

Brittany McKinney

NC State (3)

Alicia Abbott

Bridget Desbois

Kayla Cox

Virginia (4)

Stephanie Harris

Alex Skinkis

Alison Pittman

Taylor Williams

Virginia Tech (7)

Dani Anderson

Betty Rose

Marra Hvozdic

Bkaye Smith

Courtney Liddle

Ashton Ward

Richelle McGarva

### ACC Softball Scholar-Athlete of the Year

Christy Jones, GT

### Final USA Today/NFCA Division I Poll

- |                   |                         |
|-------------------|-------------------------|
| 1. Arizona State  | 14. Texas A&M           |
| 2. Florida        | 15. Oregon              |
| 3. Alabama        | 16. Houston             |
| 4. Baylor         | 17. Michigan            |
| 5. California     | 18. Tennessee           |
| 6. Missouri       | 19. UCLA                |
| 7. Oklahoma       | 20. Texas               |
| 8. Oklahoma State | 21. Nebraska            |
| 9. Georgia        | 22. LSU                 |
| 10. Stanford      | 23. Louisiana-Lafayette |
| 11. Arizona       | 24. Tulsa               |
| 12. Washington    | DePaul                  |
| 13. Kentucky      |                         |

### 2011 Individual ACC Statistical Leaders

Batting Average

Kelsi Weseman, GT..... .424

Home Runs

Kelsi Weseman, GT..... 21

Runs Batted In

Kelsi Weseman, GT..... 65

Base Hits

Vangie Galindo, MD ..... 78

Doubles

Kelsi Weseman, GT..... 17

Triples

Tiffani Brown, FSU ..... 6

Stolen Bases

Christy Jones, GT..... 33

Earned Run Average

Kristen Adkins, GT..... 1.57

Wins

Lori Spingola, UNC ..... 27

Saves

Kristen Adkins, GT..... 5

### 2011 Team ACC Statistical Leaders

Batting Average

Georgia Tech..... .323

Earned Run Average

Maryland..... 1.84

Fielding Percentage

Maryland..... .969

Scoring

Georgia Tech..... 349



## 2011 TEAM GAME HIGHS

### Batting

At bats:	41	-	vs Mississippi State (Mar 11, 2011 at TUSCALOOSA, Ala.)
Runs scored:	13	-	vs UNC Greensboro (Feb 12, 2011)
	13	-	vs UAB (May 21, 2011 at Athens, Ga.)
Hits:	17	-	vs North Florida (Apr 13, 2011)
RBI's:	13	-	vs UNC Greensboro (Feb 12, 2011)
Doubles:	4	-	at Florida A&M (Mar 23, 2011)
	4	-	at Georgia Tech (May 08, 2011)
Triples:	4	-	vs Florida A&M (Feb 15, 2011)
Home runs:	3	-	at NC State (Mar 20, 2011)
	3	-	vs Virginia (May 14, 2011 at Atlanta, Ga.)
Total bases:	27	-	at Georgia Tech (May 08, 2011)
Walks:	7	-	vs UNC Greensboro (Feb 12, 2011)
	7	-	vs Wisconsin (Mar 06, 2011)
Strikeouts:	12	-	vs Mississippi State (Mar 11, 2011 at TUSCALOOSA, Ala.)
Sac hits:	2	-	vs Long Beach State (Feb 26, 2011 at Palm Springs, Calif.)
	2	-	vs South Alabama (Mar 16, 2011)
Sac flies:	3	-	vs Georgia Southern (Feb 18, 2011)
Stolen bases:	7	-	vs Wisconsin (Mar 06, 2011)
Hit by pitch:	3	-	vs Virginia (Apr 10, 2011)
Caught stealing:	2	-	at Alabama (Mar 13, 2011)
	2	-	vs North Carolina (May 15, 2011 at Atlanta, Ga.)
Runners LOB:	11	-	vs Mississippi State (Mar 11, 2011 at TUSCALOOSA, Ala.)
Hit into DP:	2	-	vs Virginia Tech (May 13, 2011 at Atlanta, Ga.)

### Fielding

Putouts:	30	-	vs Virginia Tech (Apr 02, 2011)
Assists:	13	-	vs St. John's (Feb 11, 2011)
	13	-	vs Long Beach State (Feb 26, 2011 at Palm Springs, Calif.)
	13	-	vs Maryland (Apr 23, 2011)
Errors:	5	-	vs Georgia (May 22, 2011)
Passed balls:	1	-	(6 times)
DPs turned:	3	-	vs UAB (May 21, 2011 at Athens, Ga.)

### Pitching

Innings pitched:	10.0	-	vs Virginia Tech (Apr 02, 2011)
Runs allowed:	11	-	vs St. John's (Feb 11, 2011)
	11	-	at Georgia Tech (May 07, 2011)
Earned runs:	11	-	at Georgia Tech (May 07, 2011)
Walks allowed:	8	-	at Alabama (Mar 12, 2011)
Strikeouts:	15	-	vs UNC Greensboro (Feb 11, 2011)
Hits allowed:	14	-	vs St. John's (Feb 11, 2011)
Doubles allowed:	4	-	at Alabama (Mar 13, 2011)
	4	-	at Georgia Tech (May 07, 2011)
Triples allowed:	1	-	(5 times)
Homers allowed:	3	-	vs Mississippi State (Mar 12, 2011 at Tuscaloosa, Ala.)
Wild pitches:	4	-	vs South Alabama (Mar 16, 2011)
	4	-	at North Carolina (Mar 27, 2011)
Hit batters:	2	-	(7 times)





## 2011 INDIVIDUAL GAME HIGHS

### Batting

At bats:	6	-	Senas, C vs Mississippi State (Mar 11, 2011 at TUSCALOOSA, Ala.)
Runs scored:	3	-	(5 times )
Hits:	4	-	Jackson, S at Boston College (Apr 16, 2011)
RBIs:	5	-	Lapicki, J vs UNC Greensboro (Feb 12, 2011)
	5	-	Jackson, S at Boston College (Apr 16, 2011)
Doubles:	2	-	(5 times )
Triples:	1	-	(14 times )
Home runs:	2	-	Ahrberg, R at NC State (Mar 20, 2011)
	2	-	Stager, A at Georgia Tech (May 08, 2011)
Total bases:	8	-	Ahrberg, R at NC State (Mar 20, 2011)
	8	-	Jackson, S at Boston College (Apr 16, 2011)
	8	-	Stager, A at Georgia Tech (May 08, 2011)
Walks:	2	-	(15 times )
Strikeouts:	3	-	Jackson, S vs Hofstra (Feb 13, 2011)
	3	-	Senas, C vs Mississippi State (Mar 11, 2011 at TUSCALOOSA, Ala.)
Sac hits:	2	-	Stager, A vs Long Beach State (Feb 26, 2011 at Palm Springs, Calif.)
Sac flies:	2	-	Stager, A vs Georgia Southern (Feb 18, 2011)
Stolen bases:	2	-	(13 times )
Hit by pitch:	3	-	Lapicki, J vs Virginia (Apr 10, 2011)
Caught stealing:	1	-	(17 times )
Runners LOB:	5	-	Stager, A at Boston College (Apr 16, 2011)

### Fielding

Putouts:	14	-	Lapicki, J vs UNC Greensboro (Feb 11, 2011)
	14	-	Lapicki, J vs Mississippi State (Mar 11, 2011 at TUSCALOOSA, Ala.)
Assists:	5	-	(6 times )
Errors:	2	-	(8 times )
Passed balls:	1	-	(6 times )

### Pitching

Innings pitched:	9.0	-	Hamilton, S vs UNC Greensboro (Feb 11, 2011)
Runs allowed:	10	-	Hamilton, S at Georgia Tech (May 07, 2011)
Earned runs:	10	-	Hamilton, S at Georgia Tech (May 07, 2011)
Walks allowed:	7	-	Hamilton, S vs Northwestern (Feb 25, 2011 at Cathedral City, Cali)
	7	-	Hamilton, S at North Carolina (Mar 27, 2011)
Strikeouts:	15	-	Hamilton, S vs UNC Greensboro (Feb 11, 2011)
Hits allowed:	12	-	Bullock, M vs Utah (Mar 06, 2011)
	12	-	Nori, J at Georgia Tech (May 07, 2011)
Doubles allowed:	4	-	Nori, J at Georgia Tech (May 07, 2011)
Triples allowed:	1	-	(5 times )
Homers allowed:	2	-	(4 times )
Wild pitches:	4	-	Hamilton, S vs South Alabama (Mar 16, 2011)
	4	-	Hamilton, S at North Carolina (Mar 27, 2011)
Hit batters:	2	-	(4 times )



## HALL OF FAME & ALL-AMERICANS

THE FLORIDA STATE SOFTBALL PROGRAM BOASTS 25 ALL-AMERICANS, INCLUDING EIGHT WHO HAVE EARNED MULTIPLE ALL-AMERICA ACCOLADES



**Serita Brooks**  
2nd Team, 2000



**Susan Buttery**  
2nd Team, 1993



**Myssi Calkins**  
2nd Team, 1996-97



**Darby Cottle-Veazey**  
1981-82



**Danielle Cox**  
1st Team, 1999



**Tiffany Daniels**  
2nd Team, 1987



**Lisa Davidson**  
1st Team, 1993



**Natalie Drouin**  
1982



**Renee Espinoza**  
2nd Team, 1996



**Kristy Fuentes**  
3rd Team, 1992



**Toni Gutierrez**  
2nd Team, 1992



**Sarah Hamilton**  
3rd Team, 2009



**Casey Hunter**  
2nd Team, 2004



**Christy Larsen**  
3rd Team, 1991



**Cindy Lawton**  
3rd Team, 1995



**Marla Looper**  
3rd Team, 1994



**Leslie Malerich**  
3rd Team, 2000  
2nd Team, 2001



**Susan Painter**  
1982



**Toni Robinette**  
1982



**Jan Sikes**  
1981-82



**Brandi Stuart**  
1st Team, 2002  
2nd Team, 2003



**Jessica van der Linden**  
1st Team, 2003-04



**Elisa Vasquez**  
3rd Team, 2003



**Shamalene Wilson**  
2nd Team, 1994  
3rd Team, 1995  
1st Team, 1996



**Veronica Wootson**  
2nd Team, 2004  
1st Team, 2006  
3rd Team, 2007

SEMINOLES

### Florida State University Athletics Hall of Fame

DARBY COTTLE-VEAZEY  
Inducted 1988

SUSAN PAINTER  
Inducted 2000

LISA DAVIDSON  
Inducted 2005

DANIELLE COX  
Inducted 2009

JULIE LARSEN-BAKER  
Inducted 1995

SHAMALENE WILSON  
Inducted 2002

JAN SIKES  
Inducted 2008



## HONORS & AWARDS

### ALL-REGION

1982 Darby Cottle, Toney Donaldson, Natalie Drouin, Susan Painter, Toni Robinette, Kelly Shaw, Jan Sikes

1984 Greta Bahn, Laurie Holler - 1st team • Teresa Collins - 2nd team

1985 Greta Bahn, Laurie Holler, Tina Kyler, Julie Larsen - 1st team

1986 Carolyn Fiero, Julie Larsen - 1st team • Laurie Holler - 2nd team

1987 Tiffany Daniels, Carolyn Fiero, Julie Larsen - 1st team

1988 Tiffany Daniels, Christy Larsen - 1st team • Julie Larsen - 2nd team

1989 Debbie DeJohn, Christy Larsen, Lori Crouse - 1st team

1990 Christy Larsen, Penny Siqueiros - 1st team • Debbie DeJohn, Julie Rice - 2nd team

1991 Toni Gutierrez - 2nd team

1992 Susan Buttery, Toni Gutierrez - 1st team • Leslie Adams, Shannan Mitchem, Penny Siqueiros - 2nd team • Leslie Barton - honorable mention

1993 Lisa Davidson, Marla Looper, Leslie Adams, Susan Buttery - 1st team • Leslie Barton, Toni Gutierrez - 2nd team

1994 Marla Looper, Laurie Shepard, Shamalene Wilson - 1st team • Rebecca Aase, Lisa Davidson, Cindy Lawton - 2nd team

1995 Renee Espinoza, Kristy Hull, Shamalene Wilson - 1st team

1996 Myssi Calkins, Renee Espinoza, Shamalene Wilson - 1st team • Kristy Hull - 2nd team

1997 Myssi Calkins, Kristy Fuentes, Misty Molin - 1st team • Wendy Braye, Kristy Hull - 2nd team

1998 Dana Bailey, Corrie Williams - 1st team • Christy Cerecedes, Kristy Hull, Jennifer White - 2nd team

1999 Danielle Cox - 1st team • Christy Cerecedes - 2nd team

2000 Staci Brandon, Serita Brooks - 1st team • Leslie Malerich - 2nd team

2001 Leslie Malerich, Jennifer White-Cody, Robyn Gauger - 1st team Serita Brooks, Brandi Stuart, Kimmy Carter - 2nd team

2002 Brandi Stuart - 1st team • Jessica van der Linden, Kimmy Carter - 2nd team

2003 Elisa Vasquez, Brandi Stuart, Jessica van der Linden - 1st team • Casey Hunter - 2nd team

2004 Jessica van der Linden, Casey Hunter, Veronica Wootson, Elisa Vasquez - 1st team • Natasha Jacob, Lesley Palmer - 2nd team

2006 Yuruby Alicart, Natasha Jacob, Veronica Wootson - 1st team

2007 Veronica Wootson, Yuruby Alicart - 1st team • Whitney Buckmon, Carly Wynn - 2nd team

2009 Sarah Hamilton, Kaleigh Rafter - 1st team • Terese Gober, Carly Wynn - 2nd Team

2010 Carly Wynn - 1st Team • Sarah Hamilton, Terese Gober, Ashley Stager - 2nd team

2011 Sarah Hamilton, Shayla Jackson, Jen Lapicki - 2nd Team

2005 Wootson  
Natasha Jacob - 1st team • Casey Hunter, Melissa Wood - 2nd team

2006 Yuruby Alicart, Natasha Jacob, Veronica Wootson - 1st team • LaShaun Davis - 2nd team

2007 Yuruby Alicart - 1st team • Monica Montez, Whitney Buckmon, Tiffany McDonald, Veronica Wootson - 2nd team

2008 Carly Wynn - 1st team • Whitney Buckmon, Tiffany McDonald, Brittany Osmon - 2nd team

2009 Sarah Hamilton, Kaleigh Rafter - 1st team • Terese Gober, Carly Wynn - 2nd Team

2010 Carly Wynn - 1st Team • Sarah Hamilton, Terese Gober, Ashley Stager - 2nd team

2011 Sarah Hamilton, Shayla Jackson, Jen Lapicki - 2nd Team

1987 SOUTH CAROLINA INVITATIONAL  
Barbara Gillespie, Julie Larsen (MVP)

1988 SOUTH FLORIDA INVITATIONAL  
Tiffany Daniels, Judi Davison, Carolyn Fiero

LADY SEMINOLE INVITATIONAL  
Kari Keith

1988 SOUTH FLORIDA INVITATIONAL  
Tiffany Daniels

LADY SEMINOLE INVITATIONAL  
Lori Crouse, Tiffany Daniels (MVP), Kari Keith, Christy Larsen, Julie Larsen

NATIONAL INVITATIONAL CHAMPIONSHIP  
Tiffany Daniels, Christy Larsen

1989 FROST CUTLERY INVITATIONAL  
Debbie DeJohn, Kelly Flaczinski, Christy Larsen

LADY SEMINOLE INVITATIONAL  
Kelly Flaczinski

1990 NCAA WOMEN'S COLLEGE WORLD SERIES  
Leslie Barton, Debbie DeJohn

1991 LADY SEMINOLE INVITATIONAL  
Tina Getherall, Penny Siqueiros (MVP)

1992 LADY SEMINOLE INVITATIONAL  
Leslie Barton, Toni Gutierrez (MVP)

ACC CHAMPIONSHIPS  
Rebecca Aase, Leslie Adams, Leslie Barton, Susan Buttery (MVP), Toni Gutierrez, Shannan Mitchem, Penny Siqueiros

SOUTH FLORIDA INVITATIONAL  
Lisa Davidson

TAR HEEL INVITATIONAL  
Toni Gutierrez (MVP)

1993 TAR HEEL INVITATIONAL  
Lisa Davidson

LADY SEMINOLE INVITATIONAL  
Marla Looper, Susan Buttery, Leslie Adams (MVP)

ACC CHAMPIONSHIPS  
Leslie Barton, Susan Buttery, Heather Conway, Lisa Davidson (MVP), Toni Gutierrez, Marla Looper

1994 SOUTH FLORIDA INVITATIONAL  
Cindy Lawton, Shamalene Wilson

ACC CHAMPIONSHIPS  
Marla Looper, Jennifer Olow, Windy Weltz, Shamalene Wilson

LADY SEMINOLE INVITATIONAL  
Shamalene Wilson

TAR HEEL INVITATIONAL  
Jennifer Olow, Shamalene Wilson

1995 ACC CHAMPIONSHIPS  
Wendy Braye, Myssi Calkins, Renee Espinoza, Heather Feltmann, Kristy Fuentes, Kristy Hull

TAR HEEL INVITATIONAL  
Renee Espinoza, Cindy Lawton, Misty Molin

GLADSTONE'S/USF SOFTBALL CLASSIC  
Wendy Braye, Renee Espinoza (MVP), Cindy Lawton

LADY SEMINOLE INVITATIONAL  
Krsity Hull, Cindy Lawton, Misty Molin, Laurie Shepard

1996 SPEEDLINE/USF SOFTBALL CLASSIC  
Renee Espinoza, Shamalene Wilson

LADY SEMINOLE INVITATIONAL  
Kristy Hull, Shamalene Wilson

TAR HEEL INVITATIONAL  
Myssi Calkins, Kristy Fuentes

ACC CHAMPIONSHIPS  
Renee Espinoza (MVP), Kristy Hull, Windy Weltz, Shamalene Wilson

1997 SPEEDLINE/USF SOFTBALL CLASSIC  
Wendy Braye

TAR HEEL INVITATIONAL  
Myssi Calkins, Kristy Fuentes, Misty Molin, Tami Post

ACC CHAMPIONSHIPS  
Myssi Calkins, Kristy Fuentes (MVP), Kristy Hull, Tami Post

1998 TALLAHASSEE DEMOCRAT / FLORIDA STATE INVITATIONAL  
Dana Bailey, Kristy Hull, Jennifer White (MVP)

GEORGIA BUZZ CLASSIC  
Jesse McGregor

### ALL-TOURNAMENT TEAMS

1981 AIAW NATIONAL CHAMPIONSHIPS  
Charlotte Cates, Darby Cottle, Natalie Drouin, Carol O'Domski, Susan Painter

FLORIDA INVITATIONAL  
Charlotte Cates, Darby Cottle, Jan Sikes

SOUTH FLORIDA INVITATIONAL  
Darby Cottle, Pat Mangan, Carol O'Domski, Venus Ross, Jan Sikes

NORTH CAROLINA STATE INVITATIONAL  
Charlotte Cates, Darby Cottle, Toni Robinette, Venus Ross

AIAW REGION III  
Darby Cottle, Natalie Drouin, Cathy Gooding, Carol O'Domski, Venus Ross

1982 FLORIDA STATE INVITATIONAL  
Darby Cottle, Cathy Gooding, Susan Painter, Toni Robinette

SOUTH FLORIDA INVITATIONAL  
Darby Cottle, Toney Donaldson, Cathy Gooding

NORTH CAROLINA STATE INVITATIONAL  
Darby Cottle, Toney Donaldson, Natalie Drouin, Susan Painter, Jan Sikes, Sandie Williams

AIAW REGIONAL CHAMPIONSHIPS  
Darby Cottle, Toney Donaldson, Cathy Gooding, Susan Painter, Toni Robinette, Kelly Shaw, Jan Sikes

AIAW NATIONAL CHAMPIONSHIPS  
Darby Cottle, Susan Painter, Toni Robinette, Linda Tyrrell, Sandie Williams

1983 FLORIDA INVITATIONAL  
Cathy Gooding, LeAnn Harrell, Kelly Tillman

1983 SOUTH FLORIDA INVITATIONAL  
Darby Cottle, Toney Donaldson, LeAnn Harrell, Carla Long

FLORIDA STATE INVITATIONAL  
Teresa Collins, Toney Donaldson, Cathy Gooding, LeAnn Harrell

NORTH CAROLINA STATE INVITATIONAL  
Theresa Collins, Darby Cottle (MVP), LeAnn Harrell, Carla Long, Cricket Olafson, Sunnie O'Neal, Susan Painter

AIAW STATE CHAMPIONSHIPS  
Darby Cottle, LeAnn Harrell, Susan Painter

AIAW NATIONAL CHAMPIONSHIPS  
Darby Cottle, Toney Donaldson, LeAnn Harrell, Carla Long, Cricket Olafson, Susan Painter

1984 LADY SEMINOLE INVITATIONAL  
Shelley Berube, Cathy Gooding, Tina Kyler (MVP), Leslie Miller, Susan Painter

LADY FLAME INVITATIONAL  
Teresa Collins, Tina Kyler

1985 LADY SEMINOLE INVITATIONAL  
Greta Bahn, Laurie Holler, Wendy Rogers

SOUTH CAROLINA INVITATIONAL  
Amy Snider

1986 FLORIDA COLLEGIATE CHAMPIONSHIP  
Greta Bahn, Shelley Berube, Tina Kyler, Leslie Miller (MVP), Wendy Rogers

LADY SEMINOLE INVITATIONAL  
Carolyn Fiero, Julie Larsen

### ALL-ATLANTIC COAST CONFERENCE

1992 Rebecca Aase, Leslie Adams, Susan Buttery

1993 Rebecca Aase, Leslie Barton, Susan Buttery, Lisa Davidson, Toni Gutierrez, Marla Looper

1994 Lisa Davidson, Marla Looper, Shamalene Wilson

1995 Wendy Braye, Renee Espinoza, Kristy Fuentes, Cindy Lawton, Misty Molin, Laurie Shepard, Shamalene Wilson, Niki Zenger

1996 Myssi Calkins, Renee Espinoza, Shamalene Wilson

1997 Wendy Braye, Myssi Calkins, Kristy Fuentes, Kristy Hull, Misty Molin

1998 Dana Bailey, Kristy Hull, Jesse McGregor, Stacy Venable

1999 Danielle Cox, Stacy Venable

2000 Staci Brandon, Serita Brooks, Leslie Malerich, Brandi Stuart

2001 Serita Brooks, Robyn Gauger, Leslie Malerich, Brandi Stuart, Jessica van der Linden

2002 Kimmy Carter, Jessica van der Linden, Leslie Malerich and Brandi Stuart

2003 Brandi Stuart, Casey Hunter, Jessica van der Linden, Elisa Vasquez, Tatiana George

2004 Casey Hunter, Natasha Jacob, Jessica van der Linden, Elisa Vasquez, Beth Wade, Veronica





## HONORS & AWARDS

### ACC CHAMPIONSHIPS

Dana Bailey, Kristy Hull, Jesse McGregor,  
Stacy Venable (MVP), Corrie Williams

1999 **TALLAHASSEE DEMOCRAT / FLORIDA STATE INVITATIONAL**  
Danielle Cox

### ACC CHAMPIONSHIPS

Danielle Cox (MVP), Teresa Edenfield, Tami Post, Stacy Venable

2000 **NCAA LOS ANGELES REGIONAL**  
Serita Brooks, Leslie Malerich, Staci Brandon, Andi Lyons

### UTC FROSTn CUTLERY CHALLENGE

Leslie Malerich (MVP), Becky Wallace, Brandi Stuart, Teresa Edenfield

### TALLAHASSEE DEMOCRAT / FLORIDA STATE INVITATIONAL

Staci Brandon, Serita Brooks

### ACC CHAMPIONSHIPS

Leslie Malerich (MVP), Serita Brooks, Natalie Bennett, Staci Brandon

2001 **ACC CHAMPIONSHIPS**

Leslie Malerich, Natalie Bennett, Serita Brooks, Monique Marier

### NCAA TALLAHASSEE REGIONAL

Leslie Malerich, Robyn Gauger, Jessica van der Linden, Jennifer White-Cody, Monique Marier, Serita Brooks

2002 **TROY COX CLASSIC**

Kimmy Carter, Brandi Stuart, Jessica van der Linden (MVP)

### BUZZ CLASSIC

Brandi Stuart

### ACC CHAMPIONSHIPS

Brandi Stuart, Jessica van der Linden

### NCAA TALLAHASSEE REGIONAL

Brandi Stuart, Kimmy Carter, Jessica van der Linden, Shundra Colzie, Leslie Malerich (MOP)

### COLLEGE WORLD SERIES

Leslie Malerich

2003 **SEMINOLE INVITATIONAL ALL-TOURNEY**

Jessica van der Linden, Casey Hunter

### 2003 BUZZ CLASSIC

Beth Wade (MVP)

### ACC CHAMPIONSHIP ALL-TOURNAMENT

Lesley Palmer (MVP), Shandra Colzie, Elisa Vasquez, Casey Hunter

2004 **NFCA LEADOFF CLASSIC**

Jessica van der Linden, Natasha Jacob, Tatiana George, Casey Hunter

### SEMINOLE CHALLENGE

Jessica van der Linden, Natasha Jacob, Tatiana George, Casey Hunter

### FSU INVITATIONAL

Jessica van der Linden (MVP), Casey Hunter, Lesley Palmer, Veronica Wootson, Natasha Jacob

### ACC CHAMPIONSHIPS

Casey Hunter (MVP), Lesley Palmer, Jessica van der Linden, Elisa Vasquez, Beth Wade

### NCAA REGION 4

Jessica van der Linden (MOP), Veronica Wootson, Natasha Jacob

Wootson, Natasha Jacob

2005 **NFCA LEADOFF CLASSIC**

Tatiana George

### SUNSHINE STATE TOURNAMENT

Tiffany McDonald, Brittany Osmon, Veronica Wootson

### FLORIDA STATE INVITATIONAL

Natasha Jacob (MVP), Kim Hoffer, Casey Hunter, Melissa Wood

2006 **EARLY BIRD**

Carly Brieske, LaShaun Davis, Kim Hoffer, Natasha Jacob, Michelle Snyder

### SEMINOLE CLASSIC

Natasha Jacob (MVP), Yuruby Alicart, Carly Brieske, Tiffany McDonald

### SUNSHINE STATE

Yuruby Alicart, Whitney Buckmon, Natasha Jacob

### ACC CHAMPIONSHIPS

Carly Brieske, Tiffany McDonald

2007 **NFCA LEADOFF CLASSIC**

Veronica Wootson, Yuruby Alicart

### SUNSHINE STATE TOURNAMENT

Melissa May, LaShaun Davis, Brittany Krbec

### SEMINOLE CLASSIC

Veronica Wootson (MVP), Robin Ahrberg, Terese Gober, Brittany Krbec, Tiffany McDonald

### FSU INVITATIONAL

Veronica Wootson, Yuruby Alicart, Carly Wynn

### ACC CHAMPIONSHIPS

Robin Ahrberg, Yuruby Alicart, Veronica Wootson

2008 **NFCA LEADOFF CLASSIC**

Brittany Osmon

### EARLY BIRD TOURNAMENT

Whitney Buckmon, Terese Gober, Brittany Osmon (MVP)

### SEMINOLE CLASSIC

Whitney Buckmon, Jessica Gilmore, Allison Collins, Ashley Stager

### ACC CHAMPIONSHIP

Brittany Osmon

2009 **ACC CHAMPIONSHIP**

Sarah Hamilton, Kaleigh Rafter, Carly Wynn

2010 **ACC CHAMPIONSHIP**

Robin Ahrberg, Tiffani Brown, Sarah Hamilton

2011 **ACC CHAMPIONSHIP**

Celeste Gomez, Sarah Hamilton (MVP), Jen Lapicki, Courtney Senas

2005

Natasha Jacob

### Easton All-Americans

Casey Hunter (1st Team), Jessica van der Linden (1st Team), Veronica Wootson (2nd Team)

### USA Softball National Player Of The Week

Jessica van der Linden (March 16)

### NFCA National Player Of The Week

Jessica van der Linden (March 16)

### CoSIDA Academic All-District III

Natasha Jacob

### CoSIDA Second Team Academic All-American

Natasha Jacob

2006

### CoSIDA First Team Academic All-American

Natasha Jacob

### CoSIDA First Team Academic All-District 3

Natasha Jacob

### Easton/Bell Sports All-American

Veronica Wootson (1st Team), Natasha Jacob (3rd Team)

### ACC Freshman of the Year

Monica Montez

### CoSIDA/ESPN The Magazine Second-Team

Melissa May

### Academic All-District Third-Team

Melissa May

### Easton All-American

Veronica Wootson

### NFCA All-American

Veronica Wootson

2008

### Lowe's Senior CLASS Award Candidate

Tiffany McDonald

### All-ACC Academic

Whitney Buckmon, Terese Gober, Tiffany McDonald, Brittany Osmon, Carly Wynn

### CoSIDA/ESPN the Magazine Academic All-District

Carly Wynn (1st Team), Robin Ahrberg (1st Team), Melissa May (2nd Team)

### ACC Player of the Week

Brittany Osmon (2), Ashley Stager

### ACC Pitcher of the Week

Tiffany McDonald (2)

2009

### CoSIDA/ESPN the Magazine Academic All-American

Carly Wynn (3rd Team)

### CoSIDA/ESPN the Magazine Academic All-District

Carly Wynn (1st Team), Michelle Snyder (2nd Team)

### ACC Pitcher of the Year

Sarah Hamilton

### ACC Player of the Week

Kaleigh Rafter (2), Ashley Stager

### ACC Pitcher of the Week

Sarah Hamilton (2)

### NCAA Postgraduate Scholarship

Kaleigh Rafter

### ACC Pitcher of the Week

Sarah Hamilton, Terese Gober

### ACC Player of the Week

Ashley Stager

### NCAA Postgraduate Scholarship

Terese Gober, Carly Wynn

### CoSIDA/ESPN The Magazine Academic All-District III Softball Team

Carly Wynn

### ESPN The Magazine Academic All-American Third Team

Carly Wynn

### ACC Pitcher of the Week

Sarah Hamilton (2)

### ACC Player of the Week

Tiffani Brown, Shayla Jackson

### Softball Golden Note Award

Ashley Stager

### ACC Top Six for Service Award

Ashley Stager

### SemiGnome Award (Community Service)

FSU Softball Team

### Capital One Academic All-District Second Team

Jen Lapicki, Lauren Varsalona

### All-ACC Academic Team

Robin Ahrberg, Shayla Jackson, Jen Lapicki, Jessica Nori

### OTHER ACCOMPLISHMENTS

1981

### ASA Outstanding Athlete

Darby Cottle

### USOC Best Amateur Softball Player in the Nation

Darby Cottle

### FAIAW Softball Coach of the Year

JoAnne Graf

1982

### Olympia Award

Darby Cottle

### Broderick Award

Darby Cottle

1992

### Most Valuable Pitcher in the South Florida Invitational

Toni Gutierrez

1998

### NFCA/Louisville Slugger Division 1 Player of the Week

Jennifer White-Cody

1999

### ACC Weaver-James-Corrigan Postgraduate Scholarship

Stacy Venable

2001

### Verizon Academic All-District 3 Softball Team

Brandi Stuart

2001

### NFCA Academic All-American

Becky Brock, Beth Wade

2001

### NFCA/Louisville Slugger Division 1 Player of the Week

Brandi Stuart

2001

### MVP (Pitcher) FAU/Worth Invitational

Leslie Malerich

2001

### NFCA Outstanding Performer

Jennifer White-Cody

2001

### NFCA Southeast Region Coaching Staff of the Year

2002

### NFCA/Speedline Southeast Region Coaching Staff of the Year

2002

### Verizon Academic All-American

Brandi Stuart

2002

### Verizon Academic All-Region

Shandra Colzie (1st Team)

2003

### NFCA National D1 Player of the Week

Jessica van der Linden

### USA Softball National Player Of The Year Finalist

Jessica van der Linden (Top 10)

2004

### USA Softball National Player of the Year

Jessica van der Linden

### Honda Award Winner for Softball

Jessica van der Linden

### ESPY AWARD "Best Collegiate Female" Nominee

Jessica van der Linden

### CoSIDA District III Academic All-Region





## ALL-TIME LETTERWINNERS

<b>A</b>	Rebecca Aase 1991-94 Leslie Adams 1992-93 Robin Ahrberg 2007-08, 2010-11 Shannon Aiken 1989 Yuruby Alicart 2006-07 Nancy Anderson 1981 Leah Armstrong 2001 <b>Kirstin Austin 2011</b> Kim Averill 1989	Jennifer Drawdy 1994 Natalie Drouin 1981-82	<b>E</b>	Teresa Edenfield 1997-00 Stephanie Elowsky 2000-01 Sherri Emetario 1986-87 Renee Espinoza 1995-96 Bonnie Evans 1988	Robyn Larson 2002-03 Monica Lawfield 1984 Dianne Lawrence 1978 Cindy Lawton 1994-95 Gayle Lee 1978 Bryttani Lindheim 2002-03 Marla Looper 1993-94 Andi Lyons 1999-00	Kelly Shaw 1982-83 Laurie Shepard 1992-95 Lena Sifen 2004 Jan Sikes 1981-82 Terri Silviola 1980 Tracy Simmons 1987 Penny Siqueiros 1989-92 Debbie Smith 1986 Amy Snider 1983-86 Michelle Snyder 2006-09 Sue Spangel 1978-79 Ashley Stager 2008-11 Courtney Stager 2009 Briar Stanley 2010-11 Lynn Steele 1985-87 Ronnie Stengel 1978 Brandi Stuart 2000-03 Stacie Symonds 1994	
<b>B</b>	Greta Bahn 1984-86 Dana Bailey 1996-99 Jill Baker 1981-82 Leslie Barton 1990-93 Jill Bellamy 1986-88 Natalie Bennett 2000-01 Shelley Berube 1984 Debbie Billington 1978-79 Carla Bingham 1982-83 Michelle Bishop 1995 <b>Mallory Borden 2009-10</b> Staci Brandon 2000-01 Wendy Braye 1994-97 Carly Brieske 2003-06 Becky Brock 1999-02 Serita Brooks 2000-01 Jennifer Brown 1998 <b>Tiffani Brown 2010-11</b> <b>Amber Bryant 2009, 11</b> Colleen Buckley 1978-79 Whitney Buckmon 2005-08 <b>Morgan Bullock 2010-11</b> Jodie Bullock 1990 Jennifer Butler 1995 Susan Buttery 1990-93	<b>F</b>	Heather Feltmann 1993-95 Stephanie Ferlita 1995-96 Carolyn Fiero 1986-87 Kelly Flaczinski 1988-91 Katie Fricke 2004-05 Kristy Fuentes 1994-97	<b>M</b>	Leslie Malerich 1999-02 Pat Mangan 1980-81 Monique Marier 2001-02 Diane Maroe 1979 Sandy Martinez 1988-89 Meggan Matson 1997 Melissa May 2006-08 Kristie McConn 2008-11 Tiffany McDonald 2005-08 Jesse McGregor 1996-99 Monica Montez 2007-10 Lora Migliaccio 1988-91 Shannan Mitchem 1989-92 Kelly Miller 1998-00 Leslie Miller 1984 LaTanya Mitchell 1999-00 Misty Molin 1995-98 Amanda Moore 2007 Bonnie Morgan 1978 Lauren Mullins 2010 Marie Mygonik 1978	<b>T</b>	Windy Taff 1996-97 Tammi Terrell 1983 Cynthia Thomas 1972-73 Robin Thomas 1983 Laurie Tiedt 1984-87 Julie Tiggis 2003-04 Kelly Tillman 1981-84 Dale Townsend 2010-11 Rose Trezza 1978 Linda Tyrrell 1980-82
<b>C</b>	Myssi Calkins 1994-97 Kimmy Carter 1999-02 Charlotte Cates 1981 Christy Cerecedas 1998-99 Rosalind Chou 1996-97 Sharon Coats 1979-80 Shandra Colzie 2002-03 Shundra Colzie 2002-03 Allison Collins 2008-10 Jan Collins 1978 Kayla Collins 2006-07 Teresa Collins 1983-84 Heather Conway 1992-93 Dina Cooper 1983-84 1987 Suzanne Cooper 1988 Shawnda Corbin 1978 Cheryl Cordes 1980-82 Darby Cottle 1998-99 Danielle Cox 2001-02 Bonnie Craig 1978-79 Lori Crouse 1986-89	<b>G</b>	Carey Galuppi 2003-06 Camille Garcia 2007-09 Robyn Gauger 2000-01 BillieAnne Gay 2003-06 Tatiana George 2002-05 Tina Getherall 1990-92 Barbara Gillespie 1985-86 Jessica Gilmore 2007-09 Terese Gober 2007-09-10 <b>Celeste Gomez 2011</b> Cathy Gooding 1981-84 Kim Googe 1979-80 Cindy Gordon 1992-93 Toni Gutierrez 1990-93	<b>H</b>	Heidi Nelson 1984 <b>Jessica Nori 2011</b> Cathy Norton 1978-80	<b>V</b>	Jessica van der Linden 2001-04 Lauren Varsalona 2009-11 Elisa Vasquez 2001-04 Stacey Venable 1997-99 Dana Vickery 1999
<b>D</b>	Tiffany Daniels 1986-89 Lisa Davidson 1991-94 Wendy Davis 1982-84 LaShaun Davis 2004-07 Judi Davison 1985-87 Debbie DeJohn 1987-90 Jennie Dillmore 1992-93 Tabitha Doka 1994 Toney Donaldson 1982-83	<b>H</b>	Tory Haddad 2010 Lisa Hall 1998 <b>Briana Hamilton 2011</b> Sarah Hamilton 2008-11 Roxanne Hantelmann 1986 Trisha Hardy 1978 LeAnn Harrell 1982-84 Barb Harris 1978 Amy Harrison 2004-05 Becky Harrison 1988-91 <b>Kelly Hensley 2011</b> Jackie Hirschfeld 1998-02 B.J. Hodges 1990-91 Cula Hodges 1980 Kim Hoffer 2004-06 Laurie Holler 1985-86 Kristy Hull 1995-98 Casey Hunter 2002-05	<b>O</b>	Carol O'Domski 1980-81 Cricket Olafson 1983 Jennifer Olow 1991-94 Sunnie O'Neal 1981-84 Brittany Osmon 2005-08 Sherri Owens 1988	<b>W</b>	Beth Wade 2001-04 Becky Wallace 1997-00 Lita Weingart 1980 Windy Weltz 1994-97 Jennifer White-Cody 1998-01 Corrie Williams 1996-99 Felicia Williams 1999-00 Sandie Williams 1982 Debbie Willis 1978 Robin Willy 1978 Shamalene Wilson 1993-96 Vicki Wilson 1978 Melissa Wood 2005-06 Tina Wood 1993-94 Veronica Wootson 2004-07 Carly Wynn 2007-10
<b>J</b>	<b>Shayla Jackson 2009-11</b> Natasha Jacob 2003-06 Julie Jordan 2001-02 Brittany Joseph 2008-10	<b>I</b>	Kari Keith 1986-89 Sarah King 1997-98 Charlene Koski 1980 Brittany Krbec 2007 Tina Kyler 1984-85	<b>P</b>	Robin Pace 1983-84 Susan Painter 1981-84 Lesley Palmer 2003-05 Adrienne Pearson 1994-95 Sandy Perkins 1979 Kim Petrovich 2006 Robyn Petrovich 2005-08 Tami Post 1996-99 Chris Priester 1986	<b>Z</b>	Niki Zenger 1995-96  (Since 1978)  Active Players in <b>Bold</b>
<b>K</b>		<b>L</b>	Hunter LaFountain 1989-90 Kelly Langston 2007-08 Jen Lapicki 2010-11 Christy Larsen 1988-91 Julie Larsen 1985-88	<b>R</b>	Kaleigh Rafter 2009 Julie Rice 1988-91 Brenda Richardson 1989 Toni Robinette 1981-82 Courtney Rosen 2007, 2009-10 Venus Ross 1980-81 Daphne Russell 1987-88		
<b>L</b>		<b>M</b>		<b>S</b>	Layne Salvador 1979-82 Mary J.T. Sands 1980 Stacey Saunier 1979-82 Kelly Schnute 1995-96 Mary Schuehler 1978-79 <b>Courtney Senas 2011</b>		



## PRO & INTERNATIONAL PLAYERS



**Brandi Stuart**



**Casey Hunter**



**Elisa Vasquez**



**Jessica van der Linden**



**Leslie Malerich**




**Mysii Calkins**




**Kaleigh Rafter**



**Tatiana George**



**Tiffany McDonald**



**Veronica Wootson**

**Laurie Shepard**  
Silver Bullets  
(1995-98)

**Casey Hunter**  
Connecticut Brakettes  
(2006)

**Renee Espinoza**  
Georgia Price  
(1997)

**Jessica van der Linden**  
Arizona Heat  
(2004)  
Puerto Rico National Team

**Yuruby Alicart**  
Venezuelan National Team  
(2007-08)  
2008 Beijing Olympics Participant

**Tatiana George**  
Harlem Diamonds  
(2005)

**Brandi Stuart**  
Akron Racers  
(2004)

**Mysii Calkins**  
Georgia Pride  
(1999)

**Shannon Mitchem**  
Silver Bullets  
(1993-98)

**Shamalene Wilson**  
Georgia Pride  
(1997)

**Leslie Malerich**  
Connecticut Brakettes  
(2005-06)  
Italian National Team

**Leslie Adams**  
Carolina Diamonds  
(1997-99)

**Tiffany McDonald**  
British National Team  
(2006)  
Coached for Dutch National Team

**Elisa Vasquez**  
Houston  
(2004)

**Kristy Fuentes**  
Georgia Pride  
(1998)

**Veronica Wootson**  
Akron Racers  
(2007-08)

**Kaleigh Rafter**  
Canadian National Team  
(2007-08)  
2008 Beijing Olympics Participant

**Carly Wynn**  
Tennessee Diamonds  
(2010)

**Terese Gober**  
Mannheim Tornados  
(2010)



**Yuruby Alicart**



## 1981 & 1982 NATIONAL CHAMPIONS

Before the games were televised on ESPN and before there were professional leagues, the main goal of collegiate softball was to go out, give your best and try to win, but mainly the student-athletes were there because they loved the game and they wanted to have fun. For two years in the early 1980's, the Florida State softball team not only had fun, but also dominated the competition and brought home a pair of national championships.

There was plenty of reason for optimism going into the 1981 season after FSU won 13 of its last 15 games the year before and was one game away from advancing to the AIAW National Tournament. Countering the momentum from 1980 was the inexperience of the 1981 roster which featured only six returnees but a host of talented newcomers.

"It was a lot of fun," former head coach Dr. JoAnne Graf said. "They had known each other from summer league ball so I think there was a lot of respect right away. Anytime you win it's a whole lot of fun. That team was in every game, they won, obviously, most of them, but it's always fun to coach people who win and they worked hard. They just had that confidence, that air that they were going to have to lose the game; no one was going to beat them."

Any concerns about the 1981 season were quickly erased as the Seminoles ran out to a 19-2 start with a trio of tournament titles. The only hiccup during the year came at the South Florida Invitational as FSU lost three of four but that also served as a wake up call as the Seminoles won 16-straight games to push their record to 38-5.

Just when the Seminoles had everything going in their favor, another bump in the road came. Winners of its last 16 games, FSU dropped a pair of games to East Carolina to finish second at the North Carolina State Invitational. But just like the losses at South Florida, the setback refocused the Seminoles when they needed it the most.

Few would have guessed that the 5-2 loss to the Pirates would be the Seminoles' last of the season. FSU took four-straight heading into the FAIAW State Tournament where it breezed to the state title with four more wins to match the most wins in school history. Up next was the AIAW Region III Tournament where the Seminoles took the next step, sweeping four more games to advance to the National Tournament.

Proving its versatility, FSU won every way possible, outscoring Western Carolina 13-9 in the first game before winning a defensive triumph 4-3 over North Carolina State. FSU disposed of the Pirates 12-3 then beat North Carolina 4-1 to capture the school's first national championship in women's athletics.

Postseason accolades came in for Darby Cottle as the shortstop collected All-America honors after hitting .428. Joining her on the All-America squad was second baseman Jan Sikes as she hit .477.

"Those teams were so full of life, heart, we had great camaraderie," former player Susan Painter said. "It started at the top with JoAnne. We had a great group of players, but she was the main component. She kept us on top and kept fighting for us and for the title. Every great team has a fit and that one certainly did. It was quite a group. We still keep in touch, but I miss that."

The pieces were in place for another run in 1982 and the Seminoles wasted no time as they won their first 12 games, highlighted by the title at the Florida Invitational - including eight shutouts. Ironically the "low point" of the season came at the Lady Seminole Invitational where FSU lost three in a row.

But just like they had done the previous year, the Seminoles bounced back to win 10-straight, including titles at the Friendly City and South Florida Invationals. Twice during the middle half of the season the Seminoles scored 30 runs or more, including a 39-5 drubbing of Georgia Southern.

Despite all of FSU's success that year - the Seminoles won four of six regular season tournaments - there was one team it could not get past: rival Florida. Of the 10 losses that season, six came to the Gators, including back-to-back losses at the Montgomery Invitational where FSU finished second.

Similar to 1981, the losses refocused the Seminoles as they won their next 12 going into the FAIAW tournament. UF got the Tribe again 2-1 in the third game, but



the Seminoles won a pair to claim the state title. Florida State had relatively little trouble in the regional tournament, only dropping a 2-1 decision to South Florida before beating the Bulls for the trophy.

The stage was set for a repeat and the Seminoles were on a mission having won 21 of their last 23 games. The first three games were a breeze as FSU outscored its opponents 46-6 with wins over Georgia Southern, South Florida and UNC-Charlotte. All that stood between FSU and its second national championships were the Florida Gators.

While Florida State held an 8-6 lead in the season series, Florida was the only team that had been close to FSU over the last five years and handed the Seminoles their worst loss in school history at the time, a 14-0 defeat during the middle of the season. With the championship on the line the Seminoles were at their best and they prevailed 9-4 to claim their second-straight national championship.

The accolades poured in for the Seminoles again, headed by Cottle who was named the Broderick Award winner as the AIAW Player of the Year. She was joined on the All-America squad by Natalie Drouin, Painter, Toni Robinette and Sikes.

"We were like a big family, I don't even remember anyone not getting along," Drouin said. "We had two great teams and I don't know which one was better. They were pretty equal. At the time none of us really knew what we had accomplished, we just wanted to do our best and have fun, but afterwards it was thrilling."

The Seminoles won 110 games those two years with a 54-7 record in 1981 and a 56-10 mark the year after. Florida State was an offensive juggernaut those two seasons, scoring an average of 9.2 runs per game. What might be even more impressive was the Seminoles' pitching and defense. Behind Painter, the team's lone pitcher, FSU gave up only 2.7 runs per game, a number that is unfathomable in slow pitch.

"I remember a lot of team unity and enthusiasm," Cottle said. "We were a group of winners, that's for sure, and we were a team that was willing to do whatever it took to get to the top. I'm just proud to have been part of the teams that started a tradition of winning."

While the AIAW was disbanded one year later and FSU went to NCAA competition in 1984, the players on those teams were the founders of a legacy that continues today.



## DR. JOANNE GRAF

Dr. JoAnne Graf spent 30 successful seasons at the helm of the Florida State softball program. With 1,437 victories under her belt, Graf retired on June 15, 2008, with more wins than any other head coach in collegiate softball.

The first collegiate softball coach to earn 1,400 victories, Graf's numerous achievements with Florida State softball include AIAW slowpitch national championships in 1981 and 1982, seven trips to the Women's College World Series, with the first coming in 1986 (just four years after FSU went to NCAA fastpitch softball), 21 NCAA Regional appearances and 10 Atlantic Coast Conference titles.

On April 2, 2005, then-Florida State University President Dr. T.K. Wetherell officially renamed the softball stadium "JoAnne Graf Field at the Seminole



Softball Complex," making her among only two active softball coaches with fields named after them.

One of the most prolific coaches in collegiate softball, Graf concluded her career having won 75 percent of her games (1,437-478-6), including a 1,218-425-6 (.740) mark in NCAA Division I play. Her NCAA career win total is currently second all-time. Florida State averaged 50.75 wins per year under her guidance since beginning NCAA play ranked No. 1 all-time.

Graf is a 1975 graduate of Florida State. In 1992, she earned her doctorate degree in athletic administration at FSU, and continues to teach at her alma mater today.

### The JoAnne Graf File

- 1,437 All-Time Victories at Florida State
- Back-to-Back AIAW National Championships (1981 & 1982)
- Six-Time ACC Coach of the Year
- 10 Atlantic Coast Conference Titles
- 21 NCAA Tournament Appearances
- 45 NCAA Tournament Victories
- Seven Women's College World Series Appearances
- 34 All-America Awards
- 74 All-ACC Selections





## POST-SEASON RESULTS

### 1986 SOUTH REGIONAL

Ruston, Louisiana

OPPONENT	FSU	OPP	W-L
Louisiana Tech	0	4	L
Louisiana Tech	0	1	L
National Finish - 9th			

### 1987 SOUTH REGIONAL

Tallahassee, Florida

OPPONENT	FSU	OPP	W-L
Adelphi	1	0	W
Adelphi	3	1	W
National Finish - 7th			

### 1987 COLLEGE WORLD SERIES

OPPONENT	FSU	OPP	W-L
Cal-State Fullerton	0	4	L
Central Michigan	0	1	L
National Finish - 7th			

### 1988 SOUTH REGIONAL

Ruston, Louisiana

OPPONENT	FSU	OPP	W-L
Texas A&M	0	1	L
Louisiana Tech	1	6	L
National Finish - 9th			

### 1989 SOUTH REGIONAL

Tallahassee, Florida

OPPONENT	FSU	OPP	W-L
South Carolina	1	2	L
Louisiana Tech	1	3	L
National Finish - 9th			

### 1990 SOUTH REGIONAL

Lafayette, Louisiana

OPPONENT	FSU	OPP	W-L
Texas A&M	5	0	W
SW Louisiana	4	3	W
SW Louisiana	2	1	W
National Finish - T3rd			

### 1990 COLLEGE WORLD SERIES

OPPONENT	FSU	OPP	W-L
Fresno State	1	0	W
Oklahoma State	1	4	L
Nevada-Las Vegas	4	1	W
UCLA	1	3	L
National Finish - T3rd			

### 1991 SOUTH REGIONAL

Lafayette, Louisiana

OPPONENT	FSU	OPP	W-L
SW Louisiana	1	0	W
Oklahoma State	2	0	W
Oklahoma State	4	3	W
National Finish - 5th			

### 1991 COLLEGE WORLD SERIES

OPPONENT	FSU	OPP	W-L
UCLA	0	1	L
UNLV	1	0	W
Fresno State	0	3	L
National Finish - 5th			

### 1992 SOUTH REGIONAL

Lafayette, Louisiana

OPPONENT	FSU	OPP	W-L
SW Louisiana	1	0	W
UNLV	4	0	W
SW Louisiana	1	0	W
National Finish - 7th			

### 1992 SOUTH REGIONAL

Lafayette, Louisiana

OPPONENT	FSU	OPP	W-L
SW Louisiana	1	0	W
UNLV	4	0	W
SW Louisiana	1	0	W
National Finish - 7th			

### 1992 COLLEGE WORLD SERIES

OPPONENT	FSU	OPP	W-L
California	0	3	L
UMass	2	4	L
National Finish - 7th			

### 1993 SOUTH REGIONAL

Tallahassee, Florida

OPPONENT	FSU	OPP	W-L
Kansas	0	1	L
Iowa	5	3	W
Kansas	5	0	W
Kansas	2	1	W
National Finish - 7th			

### 1993 COLLEGE WORLD SERIES

OPPONENT	FSU	OPP	W-L
Oklahoma State	2	5	L
Connecticut		1	2
National Finish - 7th			

### 1994 SOUTH REGIONAL

Stillwater, Oklahoma

OPPONENT	FSU	OPP	W-L
Oklahoma	1	3	L
Providence	1	2	L
National Finish - 9th			

### 1995 WEST REGIONAL

Tucson, Arizona

OPPONENT	FSU	OPP	W-L
Nebraska	1	6	L
Ohio	2	0	W
Nebraska	6	2	W
Arizona	0	15	L
National Finish - 9th			
Final Ranking - 11th			

### 1996 SOUTH REGIONAL

Tallahassee, Florida

OPPONENT	FSU	OPP	W-L
South Florida	3	1	W
Arizona	6	9	L
South Florida	6	0	W
Arizona	3	10	L
National Finish - 9th			
Final Ranking - 13th			

### 1998 MIDWEST REGIONAL

Stillwater, Oklahoma

OPPONENT	FSU	OPP	W-L
Oklahoma State	0	4	L
Stanford	0	1	L
National Finish - 9th			
Final Ranking - 17th			

### 2000 WEST REGIONAL

Los Angeles, California

OPPONENT	FSU	OPP	W-L
Long Beach State	2	0	W
Iowa	4	1	W
UCLA	1	6	L
Iowa	4	2	W
UCLA	1	7	L
National Finish - 9th			
Final Ranking - 17th			

### 2001 TALLAHASSEE REGIONAL

Tallahassee, Florida

OPPONENT	FSU	OPP	W-L
Bethune-Cookman	6	2	W
Florida	6	2	W
California	0	1	L
Florida Atlantic	2	0	W
California	2	1	W
California	2	3	L
National Finish - 9th			
Final Ranking - 15th			

### 2002 TALLAHASSEE REGIONAL

Tallahassee, Florida

OPPONENT	FSU	OPP	W-L
Auburn	2	1	W
Georgia Tech	0	7	L
Chattanooga	1	0	W
Georgia Tech	3	2	W
Georgia Tech	6	1	W
National Finish - T3rd			

### 2002 COLLEGE WORLD SERIES

OPPONENT	FSU	OPP	W-L
UCLA	2	1	W
California	0	1	L
Nebraska	4	3	W
Arizona	2	6	L
National Finish - T3rd			
Final National Ranking - 4th			

### 2003 GAINESVILLE REGIONAL

Gainesville, Florida

OPPONENT	FSU	OPP	W-L
Texas-Arlington	0	1	L
Oregon State	1	2	L
Final National Ranking - 19th			

### 2004 TALLAHASSEE REGIONAL

Tallahassee, Florida

OPPONENT	FSU	OPP	W-L
Long Island	4	0	W
Cal State Northridge	1	0	W
Oregon	5	4	W
Oregon	0	1	L
Oregon	2	0	W
National Finish - 5th			

### 2004 COLLEGE WORLD SERIES

OPPONENT	FSU	OPP	W-L
Washington	2	4	0
Washington		2	0
LSU	1	2	L
National Finish - 5th			
Final National Ranking - 5th			

### 2005 AUBURN REGIONAL

Auburn, Alabama

OPPONENT	FSU	OPP	W-L
Auburn	5	0	W
Baylor	5	9	L
Auburn	2	0	W
Baylor	3	5	L

### 2006 ATHENS REGIONAL

Athens, Georgia

OPPONENT	FSU	OPP	W-L
Coastal Carolina	7	2	W
Georgia	3	2	W
Georgia	1	3	L
Georgia	2	0	W

### 2006 NCAA SUPER REGIONAL

Tempe, Arizona

OPPONENT	FSU	OPP	W-L
Arizona State	1	6	L
Arizona State	1	5	L
Final Ranking - 19/25			

### 2007 TUSCALOOSA REGIONAL

Tuscaloosa, Alabama

OPPONENT	FSU	OPP	W-L
California	6	13	L
Alabama	3	6	L

### 2008 TUSCALOOSA REGIONAL

Tuscaloosa, Alabama

OPPONENT	FSU	OPP	W-L
Jacksonville State	3	4	L
Chattanooga	5	3	W
Jacksonville State	1	10	L

### 2009 TALLAHASSEE REGIONAL

Tallahassee, Florida

OPPONENT	FSU	OPP	W-L
Oklahoma State	0	1	L
Mississippi State	0	5	W
Oklahoma State	1	0	L

### 2010 ATHENS REGIONAL

Athens, Georgia

OPPONENT	FSU	OPP	W-L
Radford	10	1	W
Georgia	2	5	L
Radford	2	3	L

### 2011 ATHENS REGIONAL

Athens, Georgia

OPPONENT	FSU	OPP	W-L
UAB	0	2	L
Georgia State	6	1	W
UAB	13	1	W
Georgia	2	10	L

### FSU OVERALL IN NCAA TOURNAMENT

Overall: 49-52 (24 appearances)  
 NCAA Regional: 43-36  
 NCAA Super Regional: 0-2  
 Women's College World Series: 6-14



## NCAA RECORDS

### INDIVIDUAL LEADERS

#### SINGLE-GAME RECORDS

##### STOLEN BASES

5 Serita Brooks, Florida State vs. Bethune-Cookman May 17, 2001 (6th)

##### CONSECUTIVE GAMES HITTING STREAK

28 ..... Natasha Jacob, Florida State  
April 4, 2005-Feb. 14, 2006 (T-15th)

##### CONSECUTIVE STOLEN BASES

54 ..... Serita Brooks, Florida State  
Feb. 9-May 19, 2001 (T-8th)

##### CONSECUTIVE VICTORIES

50 ..... Rebecca Aase, Florida State  
Feb. 25, 1991-April 24, 1993 (2nd)

#### SEASON RECORDS

##### STOLEN BASES PER GAME (Minimum 20 stolen bases)

Player, Team	Year	Cl.	G	SB	Avg.
Danielle Cox, Florida State	1999	Sr.	66	73	1.11 (T-20th)

##### STOLEN BASES

Player, Team	Year	Cl.	G	SB
Danielle Cox, Florida State	1999	Sr.	66	73 (T-2nd)
Shamalene Wilson, Florida State	1996	Sr.	72	69 (T-6th)
Myssi Calkins, Florida State	1997	Sr.	65	61 (T-10th)

##### GAMES

Player, Team	Year	G
Leslie Malerich, Florida State	2000	58 (T-17th)

##### WINNING PERCENTAGE

Player, Team	Year	Cl.	W	L	Pct.
Rebecca Aase, Florida State	1992	So.	28	0	1.000 (T-1st)

##### EARNED-RUN AVERAGE

Player, Team	Year	E.R.A.
Shelly Berube, Florida State	1984	0.22 (T-16th)

##### SHUTOUTS

Player, Team	Year	Cl.	SHO
Toni Gutierrez, Florida State	1992	Jr.	23 (T-21st)

##### ASSISTS

Player, Team	Year	Cl.	G	IBB
Cindy Lawton, Florida State	1995	Sr.	189	189 (T-19th)

#### CAREER RECORDS

##### GAMES PLAYED

No.	Player, Team	Years
295	Jessica van der Linden, Florida State	2001-04 (3rd)
290	Brandi Stuart, Florida State	2000-03 (T-7th)
281	Kristi Hull, Florida State	1995-98 (19th)

##### AT BATS

No.	Player, Team	Years
875	Veronica Wootsen, Florida State	2004-07 (T-14th)

##### STOLEN BASES

No.	Player, Team	Years
185	Myssi Calkins, Florida State	1994-97 (7th)
162	Brandi Stuart, Florida State	2000-03 (T-10th)
161	Shamalene Wilson, Florida State	1993-96 (T-12th)

##### STOLEN-BASE PERCENTAGE (min. 50 attempts)

No.	Player, Team	Years
-----	--------------	-------

0.931 Shamalene Wilson, Florida State .....1993-96 (20th)

##### EARNED-RUN AVERAGE

No.	Player, Team	Years
0.47	Toni Gutierrez, Florida State	1990-93 (T-19th)

#### ANNUAL NCAA INDIVIDUAL LEADERS

##### HOME RUNS

Year	Player, Team	Cl.	G	No.	Avg.
1987	Tiffany Daniels, Florida State	So.	64	10	0.16

##### STOLEN BASES PER GAME

Year	Player, Team	Cl.	G	SB	SBA	Avg.
1999	Danielle Cox, Florida State	Sr.	66	73	82	1.11

##### STOLEN BASES

Year	Player, Team	Cl.	G	SB
1996	Shamalene Wilson, Florida State	Sr.	72	69
1999	Danielle Cox, Florida State	Sr.	66	73

##### STRIKEOUT RATIO (Strikeouts per seven innings)

Year	Player, Team	Cl.	G	IP	SO	Avg.
1984	Tina Kyler, Florida State	Jr.	20	135.1	224	11.6
1985	Julie Larsen, Florida State	Fr.	21	122.0	175	10.0

### TEAM RECORDS

#### PITCHING

##### CONSECUTIVE SCORELESS INNINGS

124 Florida State, February 20-March 19, 1993

##### STRIKEOUTS IN A GAME

28 Florida State vs. Southern Miss., March 10, 1984 (15 innings)

### TEAM LEADERS

#### SINGLE-GAME RECORDS

##### BATTING - STRIKEOUTS

No.	Team vs. Opponent	Date
28	Florida State vs. Southern Miss. (15 innings)	March 10, 1984

##### LONGEST GAME

Inn.	Team (Score), Opponent (Score)	Date
15	Florida State (1), Southern Miss. (0)	March 10, 1984

##### LONGEST WINNING STREAK

No.	Team	Dates
32	Florida State	March 4-26, 1985
27	Florida State	March 22-May 15, 2003

#### SEASON RECORDS

##### BATTING - HITS

Team	Year	G	Hits
Florida State	1995	73	628

##### PITCHING - EARNED RUN AVERAGE

Team	Year	W-L-T	IP	R	ER	ERA
Florida State	1984	40-5-2	341.0	30	18	0.37





## NCAA RECORDS

### PITCHING – SHUTOUTS

Team	Year	SHO
Florida State	1992	40

### FIELDING – DOUBLE PLAYS

Team	Year	DP
Florida State	2007	33

### MISCELLANEOUS - VICTORIES

Team	Year	W	L	T	Pct.
Florida State	1992	63	9	0	.875
Florida State	1991	62	12	0	.838

## ANNUAL TEAM CHAMPIONS

### HITS

Year	Team	G	W	L	T	AB	Hits	Avg.
1992	Florida State	72	63	9	0	1,842	580	.315

### RUNS

Year	Team	G	W	L	T	R	Avg.
1992	Florida State	72	63	9	0	364	5.06

### HOME RUNS PER GAME

Year	Team	G	W	L	T	HR	Avg.
2007	Florida State	69	44	25	0	49	0.71

### STOLEN BASES

Year	Team	G	W	L	T	SB	SBA	Avg.
1996	Florida State	72	51	21	0	160	171	2.22

### TOTAL BASES

Year	Team	G	W	L	T	AB	TB	Pct.
1992	Florida State	72	63	9	0	1,842	766	.416

### EARNED RUN AVERAGE

Year	Team	G	W	L	T	IP	R	ER	ERA
2001	Florida State	70	58	12	0	474.3	75	48	0.71
2004	Florida State	74	62	12	0	498.3	76	44	0.62

## DIVISION I SOFTBALL COACHING RECORDS

### WINNINGEST COACHES ALL-TIME

#### BY PERCENTAGE


(Minimum 10 years as a Division I head coach; includes spring varsity fast-pitch record at four-year colleges only.)

Coach, Team	Yrs.	Won	Lost	Tied	Pct.
8. JoAnne Graf (Florida St. 1984-2008)	25	1,218	425	6	.740

#### BY VICTORIES

(Minimum 10 years as a Division I head coach; includes spring varsity fast-pitch record at four-year colleges only.)

Coach, Team	Yrs.	Won	Lost	Tied	Pct.
2. JoAnne Graf (Florida St. 1984-2008)	25	1,218	425	6	.740



Danielle Cox



JoAnne Graf



Toni Gutierrez



## TEAM & INDIVIDUAL RECORDS

### TEAM SEASON RECORDS

#### Victories

Most in a Season..... 63..... 1992 (63-9)

#### Streaks

All-time winning streaks  
 1985..... 32  
 2003..... 27  
 1992..... 25  
 1993..... 21  
 1991..... 20  
 1998..... 18  
 1986..... 18  
 1984..... 16  
 1981..... 16  
 1989..... 15  
 1983..... 15

Longest Losing Streak..... 8..... 2000 (March 4th to March 11th)  
 Winning Percentage Highest in Season..... .875  
 1984 & 1992

#### Shutouts

Fewest Times Shutout in Season ..... 2..... 1997 (65 Games), 2010 (62 Games), 1995 (61 Games)  
 Most Times Shutout in Season..... 10..... 1994  
 Most Recorded in Season..... 41..... 1992

#### Shutout Streaks

Without Being Shutout..... 46..... 1984  
 Most Consecutive..... 17..... 1993  
 Consecutive Scoreless Innings Pitched..... 124.2  
 1993

### HITTING

#### Runs

Most in Game..... 18..... vs. FAMU, 2002  
 Most Allowed in Game..... 16..... vs. Auburn, 2000  
 Largest Winning Margin..... 17..... vs. FAMU, 1987  
 Largest Losing Margin..... 15..... vs. Arizona, 1995  
 Most in Season..... 364..... 1992  
 Most Allowed in a Season..... 256..... 2006

#### Hits

Most in Season..... 628..... 1995  
 Most Allowed in Season..... 442..... 1998

#### Doubles

Most in Season..... 93..... 2001  
 Most Allowed in Season..... 69..... 2006/1998

#### Triples

Most in Season..... 33..... 1994  
 Most Allowed in Season..... 23..... 1994

#### Home Runs

Most in Season..... 49..... 2007  
 Most Allowed in Season..... 47..... 2006

#### Runs Batted In

Most in Season..... 313..... 2004  
 Most Allowed in a Season..... 232..... 2006

#### Batting Average

Highest in Season..... .316..... 1995  
 Highest Allowed in Season..... .246..... 2011

#### Stolen Bases

Most in Season..... 160..... 1996 (72 games)  
 Most Allowed in Season..... 63..... 2002 (85 att.), 2007 (75 att.)

### FIELDING

#### Putouts

Most in Season..... 1,604..... 2000 (78 games)

#### Assists

Most in Season..... 804..... 2000 (78 games)

#### Errors

Most in Season..... 108..... 2006 (74 games)  
 Most by Opponents in Season..... 155..... 1995

#### Fielding Percentage

Highest in Season..... .976..... 1993

### PITCHING

#### Pitching Appearances

Most in Season..... 78..... 2000

#### Innings Pitched

Most in Season..... 534.2..... 2000 (78 games)  
 Most by Opponents..... 521.1..... 2000 (78 games)

#### No Hitters

Most in Season..... 8..... 1986 (49 games)

#### Earned Run Average

Lowest in Season..... 0.37..... 1984 (18 ER-339.2 IP)  
 Highest in Season..... 2.71..... 2006 (192 ER-496.1 IP)

### INDIVIDUAL SEASON RECORDS

#### BATTING

Most Games Played:..... Kimmy Carter, 78, 2000  
 Brandi Stuart, 78, 2000  
 Serita Brooks, 78, 2000  
 Natalie Bennett, 78, 2000

At Bats:..... Natasha Jacob, 252, 2006  
 Runs:..... Shamalene Wilson, 72, 1996  
 Hits:..... Serita Brooks, 99, 2000  
 Doubles:..... Yuruby Alicart, 19, 2006  
 Triples:..... Tiffany Daniels, 11, 1987;  
 Shamalene Wilson, 11, 1995

Home Runs:..... Yuruby Alicart, 14, 2007  
 RBIs:..... Yuruby Alicart, 56, 2007  
 Walks:..... Brandi Stuart, 49, 2002  
 Strikeouts:..... LaShaun Davis, 55, 2005  
 Batting Average:..... Danielle Cox, .432, 1999  
 Stolen Bases:..... Danielle Cox, 73 (82 attempts), 1999  
 Sacrifices:..... Shannon Mitchem, 25, 1992

#### FIELDING

Putouts:..... Becky Wallace, 498, 2000  
 Assists:..... Cindy Lawton, 189, 1995  
 Errors:..... Jesse McGregor, 34, 1996  
 Fielding Pct.:..... Julie Rice, 1.000 (320 chances), 1990

#### PITCHING

Appearances:..... Leslie Malerich, 58, 2000  
 Games Started:..... Leslie Malerich, 42, 2002  
 Tiffany McDonald, 42, 2006  
 Innings Pitched:..... Tiffany McDonald, 329.1, 2006  
 Wins:..... Toni Gutierrez, 35, 1992  
 Leslie Malerich, 35, 2000 & 2002

Losses:..... Tiffany McDonald, 19, 2006  
 Sarah Hamilton, 19, 2011  
 No Hitters (Most):..... Christy Larsen, 4 1990  
 Runs (Most):..... Tiffany McDonald, 148, 2006  
 Runs (Least):..... Julie Larsen, 10, 1985;  
 Shelley Berube, 10, 1984;  
 Rebecca Aase, 10, 1994

Earned Runs (Most):..... Tiffany McDonald, 107, 2006  
 Earned Runs (Least):..... Toni Gutierrez, 1,  
 (in 50 innings) 1990

Hits (Most):..... Tiffany McDonald, 250  
 (in 329.1 innings) 2006

Walks (Most):..... Casey Hunter, 126, 2005  
 Walks (Least):..... Toni Gutierrez, 10, 1990  
 Strikeouts:..... Jessica van der Linden, 387, 2004  
 Hit Batsmen:..... Tiffany McDonald, 28, 2006  
 Earned Run Average:..... Toni Gutierrez, 0.14, 1990,  
 (50 innings)

Most Doubles Allowed:..... Tiffany McDonald, 40, 2006  
 Most Triples Allowed:..... Rebecca Aase, 11, 1994  
 Most Home Runs Allowed:..... Tiffany McDonald, 32, 2006  
 Most Consecutive Victories:..... Rebecca Aase, 50,  
 Feb. 15, 1991 - April 24, 1993

Best Win Percentage:..... 1.000 Rebecca Aase, 1992, (28-0)  
 Combined Strikeouts by Starting Pitchers:..... 24 Tiffany McDonald  
 Florida St. (19) vs. Abbie Sims, NC State (5), April 15, 2006 (6th)  
 22 Tiffany McDonald  
 Florida St. (14) vs. Katie Burkhart, Arizona St. (8), March 16, 2006 (7th)





## ALL-TIME TOP 10

### BATTING RECORDS

#### GAMES

- Kristy Hull .....281 .. 1995-98
- Brandi Stuart.....280 ..2000-03
- Tami Post.....277 .. 1996-99
- Veronica Wootson .....273 ..2004-07
- Kimmy Carter.....272 .. 1999-02  
Jessica van der Linden .....272 ..2001-04
- Myssi Calkins.....271 .. 1994-97
- Jesse McGregor.....267 .. 1996-99
- Natasha Jacob.....264 .. 2003-06
- Shamalene Wilson .....262 .. 1993-96

#### BATTING AVERAGE

- Shamalene Wilson .....366.. 1993-96  
Danielle Cox.....366.. 1998-99
- Jessica van der Linden .....361..2001-04
- Cindy Lawton.....358.. 1994-95
- Brandi Stuart.....357.. 2000-03
- Tiffany Daniels .....356.. 1986-89
- Carly Wynn.....355..2007-10
- Staci Brandon.....351..2000-01  
Serita Brooks.....351..2000-01
- Natasha Jacob.....341.. 2003-06

#### RUNS

- Shamalene Wilson .....223 .. 1993-96
- Veronica Wootson.....199 ..2004-07
- Brandi Stuart .....196 ..2000-03
- Susan Buttery .....170 .. 1990-93
- Myssi Calkins .....166 .. 1994-97
- Carly Wynn .....165 ..2007-10
- Kristy Hull.....155 .. 1995-98  
Jessica van der Linden ...155 ..2001-04
- Tiffany Daniels .....148 .. 1986-89
- Natasha Jacob.....147 .. 2003-06

#### HITS

- Shamalene Wilson .....310 .. 1993-96
- Brandi Stuart .....287 ..2000-03
- Veronica Wootson.....282 ..2004-07
- Jessica van der Linden ...277 ..2001-04
- Natasha Jacob .....271 ..2003-06
- Kristy Hull.....265 .. 1995-98
- Myssi Calkins .....253 .. 1994-97
- Carly Wynn.....247 ..2007-10
- Susan Buttery .....245 .. 1990-93
- Penny Siqueiros.....219 .. 1989-92

#### DOUBLES

- Jessica van der Linden .....50.... 2001-04
- Carly Wynn.....45....2007-10
- Veronica Wootson.....41....2004-07
- Brandi Stuart .....39....2000-03
- Corrie Williams .....38....1996-99
- Yuruby Alicart.....36....2006-07
- Wendy Braye.....35....1994-97
- Leslie Palmer.....33....2003-05
- Robin Ahrberg.....28....2007-11
- Lisa Davidson .....27....1991-94

#### TRIPLES

- Shamalene Wilson .....30.... 1993-96
- Veronica Wootson.....22....2004-07
- Tiffany Daniels .....21....1986-89
- Lisa Davidson .....19....1991-94
- Kimmy Carter .....18....1999-02
- Leslie Barton .....17....1990-93  
Brandi Stuart .....17....2000-03  
Jessica van der Linden ...17....2001-04
- Susan Buttery .....16....1990-93
- Natasha Jacob.....15....2003-06

### HOME RUNS

- Veronica Wootson.....29....2004-07
- Yuruby Alicart.....26....2006-07
- Brandi Stuart .....25....2000-03
- Tiffany Daniels .....24....1986-89
- Ashley Stager.....23....2008-11
- Carly Wynn.....20....2007-10
- Lisa Davidson .....19....1991-94
- Tatiana George .....17....2002-05
- Shamalene Wilson .....16....1993-96  
Lesley Palmer .....16....2003-05

### RBI

- Jessica van der Linden ...161 ..2001-04
- Brandi Stuart .....151 ..2000-03
- Veronica Wootson.....137 ..2004-07
- Kimmy Carter .....136 ..1999-02
- Leslie Barton .....131 ..1990-93
- Robin Ahrberg .....117 ..2007-11  
Ashley Stager.....117 ..2008-11
- Lisa Davidson .....114 ..1991-94  
Kristy Hull .....114 ..1995-98
- Shamalene Wilson .....112 ..1993-96

### STOLEN BASES

- Myssi Calkins .....185 ..1994-97
- Brandi Stuart .....162 ..2000-03
- Shamalene Wilson .....161 ..1993-96
- Serita Brooks.....97....2000-01
- Danielle Cox.....93....1998-99
- Veronica Wootson.....79....2004-07
- Natasha Jacob .....69....2003-06
- Leslie Barton .....66....1990-93
- Carly Wynn .....65....2007-10
- Tiffany Daniels .....61....1986-89

### WALKS

- Jessica van der Linden ...144 ..2001-04
- Brandi Stuart .....133 ..2000-03
- Lisa Davidson .....114 ..1991-94
- Ashley Stager.....113 ..2008-11
- Carly Wynn .....103 ..2007-10
- Tiffany Daniels .....92....1986-89
- Kimmy Carter .....88....1999-02
- Tatiana George .....87....2002-05
- Lesley Palmer .....86....2003-05
- Robin Ahrberg .....76....2007-11

### SLUGGING PERCENTAGE

- Yuruby Alicart.....622.. 2006-07
- Tiffany Daniels .....592.. 1986-89
- Carly Wynn.....543.. 2007-10
- Brandi Stuart .....540..2000-03
- Shamalene Wilson .....521.. 1993-96
- Veronica Wootson.....519..2004-07
- Lisa Davidson .....501.. 1991-94
- Cindy Lawton.....496.. 1994-95
- Monique Marier .....488.. 2001-02
- Leslie Barton.....453.. 1990-93

### ASSISTS

- Tami Post.....591 .. 1996-99
- Jesse McGregor .....523 .. 1996-99
- Shannan Mitchem.....451 .. 1989-92
- Brandi Stuart .....444 ..2000-03
- Veronica Wootson.....422 ..2004-07
- Penny Siqueiros .....403 .. 1989-92
- Laurie Shepard .....387 .. 1992-95
- Ashley Stager .....334 ..2008-11
- Becky Brock .....331 .. 1999-02
- Natalie Bennett .....329 ..2000-01

### PUTOUTS

- Lori Crouse .....1260 .....1986-89
- Wendy Braye.....1209 .....1994-97
- Brittany Osmon .....1203 .....2005-08
- Julie Rice .....1169 .....1988-91
- Corrie Williams .....1149 .....1996-99
- Beth Wade .....1117 .....2001-04
- Heather Feltman.....1013 .....1993-95
- Leslie Adams .....798 .....1992-93
- Elisa Vasquez .....789 .....2001-04
- Heather Conway .....725 .....1992-93

### PITCHING RECORDS APPEARANCES

- Leslie Malerich .....179 .. 1999-02
- Tiffany McDonald.....163 ..2005-08
- Sarah Hamilton.....149 ..2008-11
- Terese Gober .....141 ..2007-10
- Casey Hunter .....137 ..2002-05
- Jen White-Cody .....135 ..1998-01
- Kristy Fuentes.....125 .. 1994-97
- Debbie DeJohn .....121 .. 1987-90
- Julie Larsen .....113 .. 1985-88
- Jessica van der Linden ...112 ..2001-04

### INNINGS PITCHED

- Leslie Malerich 988.2..... 1999-02
- Tiffany McDonald 898.1.....2005-08
- Debbie DeJohn 798.0.....1987-90
- Casey Hunter 759.1.....2002-05
- Julie Larsen 759.0.....1985-88
- Jen White-Cody 756.1.....1998-01
- Sarah Hamilton 704.2.....2008-11
- Kristy Fuentes 698.1.....1994-97
- Jessica van der Linden 690.0.....2001-04
- Toni Gutierrez 651.0.....1990-93

### WINS

- Leslie Malerich .....107 .. 1999-02
- Debbie DeJohn.....90....1987-90
- Julie Larsen .....85....1985-88
- Casey Hunter.....85....2002-05
- Tiffany McDonald .....79....2005-08
- Christy Larsen.....77....1988-91
- Jessica van der Linden ...76... 2001-04
- Toni Gutierrez .....74....1990-93  
Jen White-Cody .....74....1998-01
- Kristy Fuentes.....71....1994-97

### STRIKEOUTS

- Sarah Hamilton.....1,005.2008-11
- Tiffany McDonald.....939 ..2005-08
- Jessica van der Linden ...899 ..2001-04
- Casey Hunter.....893 ..2002-05
- Julie Larsen .....834 ..1985-88
- Christy Larsen.....758 .. 1988-91
- Leslie Malerich .....751 .. 1999-02
- Terese Gober .....692 ..2007-10
- Toni Gutierrez .....648 .. 1990-93
- Kristy Fuentes.....501 .. 1994-97

### EARNED RUN AVERAGE (MINIMUM 300 IP)

- Shelley Berube .....0.38.. 1984-85
- Toni Gutierrez .....0.47.. 1990-93
- Tina Kyler.....0.50.. 1984-85
- Julie Larsen .....0.68.. 1985-88
- Debbie DeJohn.....0.69.. 1987-90
- Marla Looper .....0.78.. 1993-94

- Rebecca Aase.....0.84.. 1991-94
- Jessica van der Linden ....0.96..2001-04
- Christy Larsen .....0.98.. 1988-91
- Renee Espinoza .....1.06.. 1995-96

### SHUTOUTS

- Christy Larsen.....52....1988-91
- Toni Gutierrez .....51....1990-93
- Julie Larsen .....50....1985-88
- Leslie Malerich .....45....1999-02
- Debbie DeJohn.....43....1987-90  
Rebecca Aase .....43....1991-94
- Jessica van der Linden .39....2001-04
- Casey Hunter.....36....2002-05
- Kristy Fuentes.....35....1994-97
- Tina Kyler.....30....1984-85

### SAVES

- Sarah Hamilton.....8....2008-11  
Tiffany McDonald.....8....2005-07
- Casey Hunter .....7....2002-05
- Leslie Malerich .....6....1999-02
- Jessica van der Linden .4....2001-04  
Marla Looper .....4....1993-94
- Kristy Fuentes.....3....1994-97  
Toni Gutierrez .....3....1990-93  
Niki Zenger .....3....1995-96
- Rebecca Aase .....2....1991-94  
Julie Larsen .....2....1985-89  
Melissa May .....2....2006-07  
Jen White-Cody .....2....1998-01

SEMINOLE



## SINGLE-SEASON TOP 10

### BATTING RECORDS

#### HITS

1.	Serita Brooks	99	2000
2.	Danielle Cox	98	1999
3.	Natasha Jacob	94	2006
4.	Shamalene Wilson	91	1996
5.	Kristy Hull	87	1995
	Cindy Lawton	87	1995
7.	Susan Buttery	84	1991
8.	Veronica Wootson	83	2004
9.	Myssi Calkins	82	1997
10.	Brandi Stuart	81	2002
	Shamalene Wilson	81	1994

#### RUNS

1.	Shamalene Wilson	72	1996
2.	Veronica Wootson	70	2004
3.	Tiffany Daniels	63	1987
	Brandi Stuart	63	2002
5.	Veronica Wootson	61	2007
6.	Susan Buttery	59	1991
7.	Serita Brooks	58	2001
	Susan Buttery	58	1993
9.	Myssi Calkins	55	1997
	Shamalene Wilson	55	1995

#### STOLEN BASES

1.	Danielle Cox	73	1999
2.	Shamalene Wilson	69	1996
3.	Myssi Calkins	61	1997
4.	Serita Brooks	55	2001
5.	Myssi Calkins	54	1996
	Brandi Stuart	54	2002
7.	Myssi Calkins	44	1994
8.	Serita Brooks	42	2000
	Brandi Stuart	42	2000
10.	Shamalene Wilson	39	1995

#### WALKS

1.	Brandi Stuart	49	2002
2.	Jessica van der Linden	46	2003
3.	Jessica van der Linden	42	2004
	Carly Wynn	42	2010
5.	Tiffany Daniels	39	1984
	Brandi Stuart	39	2003
7.	Jessica van der Linden	37	2002
8.	Tory Haddad	35	2010
	Ashley Stager	35	2010
10.	Lesley Palmer	33	2004

#### AT BATS

1.	Natasha Jacob	252	2006
2.	Veronica Wootson	248	2004
3.	Serita Brooks	242	2000
4.	Susan Buttery	240	1991
5.	Brandi Stuart	233	2000
6.	Kristy Hull	232	1995
7.	Shamalene Wilson	229	1996
8.	Danielle Cox	227	1999
	Cindy Lawton	227	1995
10.	Whitney Buckmon	222	2006

#### TRIPLES

1.	Tiffany Daniels	11	1987
	Shamalene Wilson	11	1995
3.	Susan Buttery	9	1991
	Lisa Davidson	9	1993
	Shamalene Wilson	9	1994
	Veronica Wootson	9	2006
7.	Serita Brooks	8	1996

	Carly Wynn	8	2010
9.	Lisa Donaldson	7	1991
	Brandi Stuart	7	2002
	Shamalene Wilson	7	1996
	Veronica Wootson	7	2004

#### HOME RUNS

1.	Yuruby Alicart	14	2007
2.	Yuruby Alicart	12	2006
3.	Veronica Wootson	11	2007
	Kaleigh Rafter	11	2009
5.	Tiffany Daniel	10	1987
	Ashley Stager	10	2011
	Brandi Stuart	10	2002
8.	Monique Marier	9	2002
9.	Brandi Stuart	8	2003
	Beth Wade	8	2004
	Veronica Wootson	8	2004

#### DOUBLES

1.	Yuruby Alicart	19	2006
2.	Carly Wynn	18	2010
3.	Yuruby Alicart	17	2007
4.	Cindy Lawton	16	1995
5.	Shayla Jackson	15	2011
6.	Monique Marier	14	2001
	Jessica van der Linden	14	2002
	Jessica van der Linden	14	2001
	Corrie Williams	14	1998
	Veronica Wootson	14	2007

#### RUNS BATTED IN

1.	Yuruby Alicart	56	2005
2.	Jessica van der Linden	55	2004
3.	Yuruby Alicart	54	2006
4.	Kimmy Carter	53	2002
5.	Penny Siquerious	49	1991
	Veronica Wootson	49	2006
7.	Leslie Barton	47	1993
8.	Teresa Edenfield	46	2000
	Cindy Lawton	46	1995
	Elisa Vasquez	46	2003
	Brittany Osmon	46	2008

#### STRIKEOUTS

1.	LaShaun Davis	55	2005
2.	Brittany Osmon	50	2008
	Michelle Snyder	50	2004
4.	Teresa Edenfield	49	2000
5.	Courtney Senas	48	2011
6.	Michelle Snyder	47	2006
7.	Kimmy Carter	45	2000
	LaShaun Davis	45	2006
	Tatiana George	45	2006
	Natasha Jacob	45	2005
	Beth Wade	45	2004

#### PITCHING RECORDS

##### APPEARANCES

1.	Leslie Malerich	58	2000
2.	Tiffany McDonald	57	2006
3.	Leslie Malerich	55	2002
4.	Kristy Fuentes	48	1997
5.	Casey Hunter	47	2005
6.	Sarah Hamilton	45	2011
	Sarah Hamilton	45	2010
8.	Toni Gutierrez	44	1992
9.	Christy Larsen	43	1991
10.	Jessica van der Linden	42	2004
	Tiffany McDonald	42	2007

#### INNINGS PITCHED

1.	Tiffany McDonald	329.1	2006
2.	Leslie Malerich	323.0	2000
3.	Leslie Malerich	315.1	2002
4.	Kristy Fuentes	310.0	1997
5.	Toni Gutierrez	285.1	1992
6.	Christy Larsen	275.0	1991
7.	Casey Hunter	268.1	2005
8.	Renee Espinoza	253.0	1996
9.	Jessica van der Linden	246.1	2004
10.	Casey Hunter	245.2	2004

#### WINS

1.	Toni Gutierrez	35	1992
	Leslie Malerich	35	2002
	Leslie Malerich	35	2000
4.	Casey Hunter	33	2004
5.	Kristy Fuentes	32	1997
6.	Renee Espinoza	30	1996
	Tiffany McDonald	30	2006
8.	Jessica van der Linden	29	2004
9.	Rebecca Aase	28	1992
10.	Casey Hunter	27	2003

#### STRIKEOUTS

1.	Jessica van der Linden	378	2004
2.	Casey Hunter	338	2005
3.	Sarah Hamilton	326	2010
4.	Tiffany McDonald	312	2006
5.	Sarah Hamilton	311	2009
6.	Christy Larson	307	1991
7.	Sarah Hamilton	289	2011
8.	Toni Gutierrez	295	1992
9.	Casey Hunter	277	2004
10.	Julie Larson	271	1986

#### SHUTOUTS

1.	Toni Gutierrez	23	1992
2.	Julie Larson	20	1986
	Jessica van der Linden	20	2004
4.	Julie Larson	16	1987
	Leslie Malerich	16	2000
6.	Rene Espinoza	15	1995
	Christy Larsen	15	1990
8.	Debbie DeJohn	14	1990
	Casey Hunter	14	2004
	Toni Gutierrez	14	1991
	Tina Kyler	14	1985

#### EARNED RUN AVERAGE (MINIMUM 100 INNINGS PITCHED)

1.	Julie Larson	0.29	1985
2.	Christy Larsen	0.35	1990
3.	Julie Larson	0.37	1986
4.	Marla Looper	0.42	1993
5.	Toni Gutierrez	0.46	1993
	Tina Kyler	0.46	1985
7.	Toni Gutierrez	0.47	1992
8.	Rebecca Aase	0.51	1993
	Debbie DeJohn	0.51	1987
10.	Shelly Berube	0.53	1985
	Debbie DeJohn	0.53	1989

#### SAVES

1.	Marla Looper	4	1994
	Leslie Malerich	4	2002
	Tiffany McDonald	4	2006
4.	Casey Hunter	3	2005
	Tiffany McDonald	3	2007

	Niki Zenger	3	1995
	Sarah Hamilton	3	2010
8.	Casey Hunter	2	2003
	Casey Hunter	2	2002
	Leslie Malerich	2	2000
	Sarah Hamilton	2	2011
	Jessica van der Linden	2	2004
	Jen White-Cody	2	2001
	Sarah Hamilton	2	2009

#### FIELDING RECORDS

##### ASSISTS

1.	Cindy Lawton	189	1995
2.	Natalie Bennett	173	2000
3.	Tami Post	171	1998
4.	Shannan Mitchem	165	1992
5.	Natalie Bennett	156	2001
6.	Jesse McGregor	153	1998
7.	Veronica Wootson	149	2007
8.	Shannan Mitchem	147	1991
9.	Brandi Stuart	145	2000
10.	Yuruby Alicart	144	2006
	Tami Post	144	1999

##### PUTOUTS

1.	Kaleigh Rafter	540	2009
2.	Becky Wallace	498	2000
3.	Jen Lapicki	489	2010
4.	Heather Feltmann	480	1994
5.	Heather Feltmann	463	1995
6.	Leslie Adams	443	1992
7.	Robyn Gauger	409	2001
8.	Beth Wade	407	2004
9.	Heather Conway	403	1992
10.	Lori Crouse	399	1987







## YEARLY LEADERS

1990.....	Debbie DeJohn.....	35
1991.....	Christy Larsen.....	43
1992.....	Toni Gutierrez.....	44
1993.....	Marla Looper.....	25
1994.....	Marla Looper.....	36
1995.....	Renee Espinoza.....	39
1996.....	Renee Espinoza.....	40
1997.....	Kristy Fuentes.....	48
1998.....	Stacy Venable.....	36
1999.....	Jennifer White-Cody.....	37
2000.....	Leslie Malerich.....	58
2001.....	Leslie Malerich.....	34
2001.....	Jennifer White-Cody.....	34
2002.....	Leslie Malerich.....	55
2003.....	Casey Hunter.....	38
2004.....	Jessica van der Linden.....	42
2005.....	Casey Hunter.....	47
2006.....	Tiffany McDonald.....	57
2007.....	Tiffany McDonald.....	42
2008.....	Tiffany McDonald.....	32
2009.....	Sarah Hamilton.....	42
2010.....	Sarah Hamilton.....	45
2011.....	Sarah Hamilton.....	45

1990.....	Christy Larsen.....	201
1991.....	Christy Larsen.....	307
1992.....	Toni Gutierrez.....	295
1993.....	Marla Looper.....	143
1994.....	Marla Looper.....	167
1995.....	Renee Espinoza.....	212
1996.....	Renee Espinoza.....	220
1997.....	Kristy Fuentes.....	240
1998.....	Jennifer White-Cody.....	123
1999.....	Jennifer White-Cody.....	164
2000.....	Leslie Malerich.....	243
2001.....	Leslie Malerich.....	160
2002.....	Leslie Malerich.....	255
2003.....	Casey Hunter.....	246
2004.....	Jessica van der Linden.....	387
2005.....	Casey Hunter.....	338
2006.....	Tiffany McDonald.....	312
2007.....	Tiffany McDonald.....	235
2008.....	Tiffany McDonald.....	244
2009.....	Sarah Hamilton.....	311
2010.....	Sarah Hamilton.....	326
2011.....	Sarah Hamilton.....	289

1990.....	Christy Larsen.....	57
1991.....	Toni Gutierrez.....	87
1992.....	Rebecca Aase.....	96
1993.....	Rebecca Aase.....	66
1994.....	Rebecca Aase.....	108
1995.....	Renee Espinoza.....	142
1996.....	Niki Zenger.....	124
1997.....	Kristy Fuentes.....	214
1998.....	Stacy Venable.....	179
1999.....	Jennifer White-Cody.....	177
2000.....	Leslie Malerich.....	222
2001.....	Leslie Malerich.....	119
2002.....	Jessica van der Linden.....	128
2003.....	Jessica van der Linden.....	93
2004.....	Jessica van der Linden.....	106
2005.....	Tiffany McDonald.....	134
2006.....	Melissa May.....	89
2007.....	Terese Gober.....	81
2008.....	Tiffany McDonald.....	146
2009.....	Terese Gober.....	123
2010.....	Terese Gober.....	141
2011.....	Sarah Hamilton.....	160

### INNINGS PITCHED

1984.....	Tina Kyler.....	157
1985.....	Tina Kyler.....	182
1986.....	Julie Larsen.....	225
1987.....	Julie Larsen.....	237
1988.....	Julie Larsen.....	174
1989.....	Debbie DeJohn.....	223
1990.....	Debbie DeJohn.....	225
1991.....	Christy Larsen.....	275
1992.....	Toni Gutierrez.....	285
1993.....	Marla Looper.....	165.2
1994.....	Marla Looper.....	191.1
1995.....	Renee Espinoza.....	221.1
1996.....	Renee Espinoza.....	253.0
1997.....	Kristy Fuentes.....	310.0
1998.....	Jennifer White-Cody.....	215.1
1999.....	Jennifer White-Cody.....	214.2
2000.....	Leslie Malerich.....	323.0
2001.....	Leslie Malerich.....	205.1
2002.....	Leslie Malerich.....	315.1
2003.....	Casey Hunter.....	200.2
2004.....	Jessica van der Linden.....	246.1
2005.....	Casey Hunter.....	268.1
2006.....	Tiffany McDonald.....	329.1
2007.....	Tiffany McDonald.....	211.0
2008.....	Tiffany McDonald.....	199.1
2009.....	Sarah Hamilton.....	201.2
2010.....	Sarah Hamilton.....	214.1
2011.....	Sarah Hamilton.....	231.0

### EARNED RUN AVERAGE

1984.....	Shelley Berube.....	0.22
1985.....	Julie Larsen.....	0.29
1986.....	Julie Larsen.....	0.37
1987.....	Debbie DeJohn.....	0.51
1988.....	Christy Larsen.....	0.90
1989.....	Debbie DeJohn.....	0.53
1990.....	Toni Gutierrez.....	0.14
1991.....	Toni Gutierrez.....	0.59
1992.....	Toni Gutierrez.....	0.47
1993.....	Marla Looper.....	0.42
1994.....	Marla Looper.....	1.10
1995.....	Renee Espinoza.....	1.33
1996.....	Renee Espinoza.....	0.83
1997.....	Kristy Fuentes.....	1.15
1998.....	Jennifer White-Cody.....	1.37
1999.....	Stacy Venable.....	1.04
2000.....	Leslie Malerich.....	1.21
2001.....	Jennifer White-Cody.....	0.63
2002.....	Leslie Malerich.....	1.38
2003.....	Casey Hunter.....	0.67
2004.....	Jessica van der Linden.....	0.60
2005.....	Casey Hunter.....	1.70
2006.....	Tiffany McDonald.....	2.27
2007.....	Melissa May.....	1.82
2008.....	Sarah Hamilton.....	1.46
2009.....	Sarah Hamilton.....	0.83
2010.....	Sarah Hamilton.....	1.50
2011.....	Sarah Hamilton.....	2.09

### RUNS ALLOWED

1984.....	Shelley Berube.....	10
1985.....	Julie Larsen.....	10
1986.....	Roxanne Hantelmann.....	17
1987.....	Julie Larsen.....	41
1987.....	Debbie DeJohn.....	41
1988.....	Christy Larsen.....	25
1989.....	Debbie DeJohn.....	33
1990.....	Christy Larsen.....	17
1991.....	Toni Gutierrez.....	22
1992.....	Rebecca Aase.....	31
1993.....	Rebecca Aase.....	16
1994.....	Toni Gutierrez.....	16
1994.....	Rebecca Aase.....	43
1995.....	Renee Espinoza.....	55
1996.....	Renee Espinoza.....	51
1997.....	Kristy Fuentes.....	67
1998.....	Stacy Venable.....	68
1999.....	Leslie Malerich.....	62
2000.....	Leslie Malerich.....	84
2001.....	Jennifer White-Cody.....	27
2002.....	Jessica van der Linden.....	65
2003.....	Casey Hunter.....	33
2004.....	Jessica van der Linden.....	29
2005.....	Tiffany McDonald.....	59
2006.....	Melissa May.....	48
2007.....	Terese Gober.....	47
2008.....	Terese Gober.....	90
2009.....	Sarah Hamilton.....	31
2010.....	Terese Gober.....	73
2011.....	Sarah Hamilton.....	89

### WINS

1984.....	Shelley Berube.....	18
1985.....	Julie Larsen.....	18
1986.....	Julie Larsen.....	25
1987.....	Julie Larsen.....	25
1988.....	Debbie DeJohn.....	25
1989.....	Debbie DeJohn.....	18
1989.....	Debbie DeJohn.....	22
1990.....	Debbie DeJohn.....	25
1991.....	Christy Larsen.....	33
1992.....	Toni Gutierrez.....	35
1993.....	Marla Looper.....	20
1994.....	Marla Looper.....	21
1995.....	Renee Espinoza.....	26
1995.....	Renee Espinoza.....	30
1997.....	Kristy Fuentes.....	32
1998.....	Jennifer White-Cody.....	26
1999.....	Jennifer White-Cody.....	16
2000.....	Leslie Malerich.....	35
2001.....	Leslie Malerich.....	26
2002.....	Leslie Malerich.....	35
2003.....	Casey Hunter.....	27
2004.....	Casey Hunter.....	33
2005.....	Casey Hunter.....	21
2006.....	Tiffany McDonald.....	30
2007.....	Tiffany McDonald.....	17
2008.....	Tiffany McDonald.....	18
2009.....	Terese Gober.....	24
2010.....	Sarah Hamilton.....	22
2011.....	Sarah Hamilton.....	19

### WALKS ALLOWED

1984.....	Shelley Berube.....	16
1985.....	Julie Larsen.....	30
1986.....	Roxanne Hantelmann.....	18
1987.....	Debbie DeJohn.....	56
1988.....	Debbie DeJohn.....	32
1989.....	Debbie DeJohn.....	35
1990.....	Christy Larsen.....	22
1991.....	Toni Gutierrez.....	38
1992.....	Toni Gutierrez.....	54
1993.....	Toni Gutierrez.....	28
1994.....	Marla Looper.....	39
1995.....	Kristy Fuentes.....	71
1996.....	Niki Zenger.....	47
1997.....	Kristy Fuentes.....	83
1998.....	Stacy Venable.....	65
1999.....	Jennifer White-Cody.....	51
2000.....	Leslie Malerich.....	72
2001.....	Jennifer White-Cody.....	40
2002.....	Jessica van der Linden.....	69
2003.....	Jessica van der Linden.....	48
2004.....	Jessica van der Linden.....	51
2005.....	Tiffany McDonald.....	99
2006.....	Melissa May.....	33
2007.....	Melissa May.....	31
2008.....	Terese Gober.....	61
2009.....	Sarah Hamilton.....	43
2010.....	Sarah Hamilton.....	79
2011.....	Sarah Hamilton.....	119

### STRIKEOUTS

1984.....	Tina Kyler.....	248
1985.....	Tina Kyler.....	209
1986.....	Julie Larsen.....	271
1987.....	Julie Larsen.....	224
1988.....	Julie Larsen.....	164
1989.....	Christy Larsen.....	166

### HITS ALLOWED

1984.....	Shelley Berube.....	33
1985.....	Tina Kyler.....	63
1986.....	Roxanne Hantelmann.....	65
1987.....	Julie Larsen.....	114
1987.....	Debbie DeJohn.....	114
1988.....	Christy Larsen.....	54
1989.....	Christy Larsen.....	83





## YEARLY TEAM STATISTICS

AVERAGE		RUNS		HITS		AT BATS	
1984	.244	1984	249	1984	281	1984	1151
1985	.243	1985	277	1985	393	1985	1617
1986	.246	1986	188	1986	305	1986	1242
1987	.268	1987	307	1987	447	1987	1668
1988	.250	1988	211	1988	381	1988	1509
1989	.247	1989	176	1989	340	1989	1377
1990	.238	1990	182	1990	482	1990	1595
1991	.261	1991	272	1991	511	1991	1959
1992	.315	1992	364	1992	580	1992	1842
1993	.309	1993	319	1993	512	1993	1656
1994	.274	1994	278	1994	492	1994	1798
1995	.316	1995	355	1995	628	1995	1985
1996	.280	1996	299	1996	522	1996	1866
1997	.290	1997	265	1997	495	1997	1708
1998	.280	1998	283	1998	519	1998	1853
1999	.276	1999	250	1999	484	1999	1751
2000	.269	2000	301	2000	542	2000	2014
2001	.297	2001	321	2001	235	2001	1804
2002	.266	2002	312	2002	512	2002	1928
2003	.297	2003	292	2003	447	2003	1506
2004	.288	2004	369	2004	541	2004	1877
2005	.247	2005	208	2005	392	2005	1585
2006	.294	2006	314	2006	571	2006	1944
2007	.288	2007	337	2007	514	2007	1783
2008	.262	2008	261	2008	439	2008	1676
2009	.262	2009	252	2009	415	2009	1583
2010	.297	2010	302	2010	499	2010	1678
2011	.289	2011	286	2011	468	2011	1619

DOUBLES		TRIPLES		HR		RBI	
1984	30	1984	15	1984	21	1984	149
1985	20	1985	21	1985	14	1985	197
1986	17	1986	12	1986	15	1986	134
1987	34	1987	28	1987	19	1987	235
1988	20	1988	26	1988	16	1988	169
1989	30	1989	16	1989	17	1989	138
1990	27	1990	18	1990	13	1990	140
1991	41	1991	26	1991	8	1991	191
1992	53	1992	32	1992	23	1992	288
1993	43	1993	32	1993	20	1993	250
1994	58	1994	33	1994	20	1994	222
1995	67	1995	29	1995	10	1995	275
1996	47	1996	21	1996	5	1996	240
1997	53	1997	16	1997	6	1997	209
1998	61	1998	16	1998	4	1998	213
1999	71	1999	19	1999	7	1999	198
2000	66	2000	32	2000	17	2000	253
2001	93	2001	23	2001	21	2001	280
2002	58	2002	23	2002	33	2002	254
2003	63	2003	14	2003	22	2003	236
2004	69	2004	27	2004	44	2004	313
2005	66	2005	17	2005	27	2005	171
2006	79	2006	29	2006	34	2006	263
2007	91	2007	18	2007	49	2007	296
2008	64	2008	10	2008	26	2008	235
2009	55	2009	8	2009	31	2009	210
2010	76	2010	23	2010	29	2010	276
2011	63	2011	14	2011	40	2011	238

WALKS		STRIKEOUTS		STOLEN BASES		ERRORS	
1984	150	1984	142	1984	46	1984	42
1985	171	1985	181	1985	61	1985	51
1986	127	1986	146	1986	55	1986	62
1987	169	1987	147	1987	49	1987	97
1988	102	1988	126	1988	36	1988	72
1989	106	1989	91	1989	41	1989	48
1990	123	1990	159	1990	38	1990	56
1991	136	1991	186	1991	52	1991	59
1992	167	1992	170	1992	102	1992	59
1993	153	1993	206	1993	97	1993	45
1994	126	1994	255	1994	109	1994	72
1995	142	1995	163	1995	97	1995	82
1996	143	1996	177	1996	160	1996	89
1997	161	1997	154	1997	102	1997	69
1998	192	1998	217	1998	111	1998	66
1999	146	1999	247	1999	147	1999	76
2000	162	2000	357	2000	117	2000	86
2001	168	2001	302	2001	102	2001	74
2002	237	2002	368	2002	89	2002	94
2003	237	2003	226	2003	99	2003	52
2004	252	2004	372	2004	64	2004	78
2005	162	2005	372	2005	51	2005	90
2006	156	2006	391	2006	79	2006	108
2007	203	2007	339	2007	86	2007	82
2008	158	2008	357	2008	68	2008	80
2009	164	2009	300	2009	82	2009	51
2010	212	2010	226	2010	81	2010	57
2011	137	2011	268	2011	88	2011	69

SEMINOLE



# SEMINOLE SOFTBALL

## YEARLY TEAM STATISTICS

ERA		APPEARANCES		INNINGS		SAVES	
1984	0.37	1984	47	1984	341.0	1984	0
1985	0.45	1985	70	1985	455.0	1985	0
1986	0.46	1986	49	1986	350.0	1986	1
1987	147	1987	69	1987	443.0	1987	1
1988	126	1988	60	1988	410.0	1988	1
1989	91	1989	53	1989	383.0	1989	0
1990	159	1990	60	1990	454.0	1990	0
1991	186	1991	73	1991	514.0	1991	5
1992	170	1992	72	1992	490.0	1992	0
1993	0.46	1993	61	1993	426.2	1993	1
1994	1.23	1994	69	1994	472.2	1994	4
1995	1.53	1995	74	1995	495.0	1995	4
1996	1.47	1996	72	1996	495.0	1996	1
1997	1.64	1997	65	1997	449.0	1997	1
1998	2.16	1998	72	1998	496.0	1998	0
1999	1.59	1999	66	1999	454.1	1999	0
2000	1.69	2000	78	2000	534.2	2000	3
2001	0.71	2001	70	2001	474.1	2001	2
2002	1.43	2002	75	2002	527.2	2002	7
2003	0.67	2003	57	2003	392.2	2003	3
2004	0.62	2004	74	2004	498.1	2004	2
2005	1.81	2005	63	2005	432.1	2005	3
2006	2.71	2006	74	2006	496.1	2006	5
2007	1.97	2007	69	2007	468.0	2007	4
2008	2.32	2008	66	2008	437.2	2008	2
2009	1.16	2009	60	2009	421.1	2009	2
2010	1.92	2010	62	2010	419.0	2010	3
2011	2.66	2011	60	2011	399.1	2011	3

HITS		WALKS		EARNED RUNS		RUNS	
1984	95	1984	57	1984	18	1984	30
1985	172	1985	124	1985	29	1985	57
1986	136	1986	66	1986	23	1986	43
1987	228	1987	119	1987	37	1987	82
1988	257	1988	122	1988	69	1988	104
1989	219	1989	89	1989	44	1989	71
1990	208	1990	76	1990	32	1990	60
1991	271	1991	127	1991	58	1991	91
1992	235	1992	134	1992	42	1992	64
1993	234	1993	97	1993	28	1993	50
1994	314	1994	137	1994	83	1994	121
1995	327	1995	172	1995	108	1995	138
1996	370	1996	143	1996	104	1996	148
1997	353	1997	146	1997	105	1997	140
1998	399	1998	120	1998	119	1998	165
1999	361	1999	120	1999	103	1999	142
2000	442	2000	130	2000	129	2000	182
2001	252	2001	120	2001	48	2001	75
2002	422	2002	210	2002	108	2002	165
2003	207	2003	117	2003	48	2003	71
2004	229	2004	106	2004	44	2004	76
2005	349	2005	229	2005	166	2005	166
2006	433	2006	202	2006	192	2006	256
2007	346	2007	165	2007	132	2007	176
2008	358	2008	167	2008	145	2008	196
2009	267	2009	93	2009	70	2009	93
2010	289	2010	134	2010	115	2010	144
2011	380	2011	174	2011	152	2011	209

STRIKEOUTS		DOUBLES		TRIPLES		HOME RUNS		OPP. BATTING AVG.	
1984	441	1984	6	1984	2	1984	4	1984	.091
1985	517	1985	13	1985	7	1985	5	1985	.125
1986	326	1986	7	1986	5	1986	1	1986	.127
1987	320	1987	24	1987	4	1987	3	1987	.150
1988	318	1988	18	1988	16	1988	3	1988	.177
1989	309	1989	8	1989	7	1989	6	1989	.168
1990	393	1990	14	1990	9	1990	6	1990	.136
1991	558	1991	26	1991	10	1991	2	1991	.162
1992	448	1992	10	1992	8	1992	1	1992	.141
1993	333	1993	12	1993	7	1993	4	1993	.159
1994	354	1994	36	1994	29	1994	14	1994	.187
1995	382	1995	42	1995	8	1995	15	1995	.199
1996	373	1996	36	1996	4	1996	13	1996	.204
1997	1.64	1997	55	1997	8	1997	23	1997	.203
1998	246	1998	69	1998	3	1998	17	1998	.214
1999	332	1999	51	1999	3	1999	13	1999	.212
2000	361	2000	71	2000	5	2000	13	2000	.216
2001	365	2001	32	2001	3	2001	11	2001	.156
2002	475	2002	58	2002	6	2002	19	2002	.206
2003	486	2003	29	2003	0	2003	8	2003	.155
2004	672	2004	27	2004	3	2004	6	2004	.131
2005	493	2005	63	2005	5	2005	12	2005	.218
2006	415	2006	69	2006	5	2006	47	2006	.230
2007	431	2007	55	2007	13	2007	22	2007	.204
2008	494	2008	43	2008	8	2008	23	2008	.218
2009	550	2009	42	2009	2	2009	17	2009	.243
2010	544	2010	41	2010	5	2010	33	2010	.189
2011	370	2011	60	2011	5	2011	33	2011	.246







20

12

# SEMINOLE SOFTBALL

## YEAR BY YEAR RESULTS

vs. Penn State ..... W ..... 5 ..... 0  
 at Florida A&M ..... W ..... 11 ..... 1  
 at Florida A&M ..... W ..... 11 ..... 0  
 New Orleans ..... W ..... 9 ..... 0  
 New Orleans ..... W ..... 10 ..... 0

### 1985 (50 - 12 - 2)

OPPONENT ..... FSU OPP  
 at South Florida ..... W ..... 2 ..... 1  
 at South Florida ..... L ..... 3 ..... 4  
 Florida A&M ..... W ..... 3 ..... 0  
 Florida A&M ..... W ..... 5 ..... 0  
 Susquehanna ..... W ..... 11 ..... 0  
 Susquehanna ..... W ..... 8 ..... 2  
 vs. Louisiana Tech ..... T ..... 0 ..... 0  
 vs. McNeese State ..... L ..... 0 ..... 4  
 vs. Ball State ..... T ..... 0 ..... 0  
 vs. Missouri ..... L ..... 0 ..... 1  
 Detroit ..... W ..... 5 ..... 0  
 Detroit ..... W ..... 6 ..... 1  
 Temple ..... W ..... 2 ..... 0  
 Temple ..... W ..... 3 ..... 0  
 Grambling ..... W ..... 11 ..... 0  
 Grambling ..... W ..... 10 ..... 0  
 vs. Signaw Valley ..... W ..... 6 ..... 0  
 vs. NE Louisiana ..... W ..... 1 ..... 0  
 vs. Grambling ..... W ..... 7 ..... 0  
 at Florida A&M ..... W ..... 3 ..... 0  
 Quincy College ..... W ..... 4 ..... 2  
 Quincy College ..... W ..... 1 ..... 0  
 Onondaga CC ..... W ..... 10 ..... 0  
 Onondaga CC ..... W ..... 8 ..... 1  
 Western Illinois ..... W ..... 1 ..... 0  
 Millikin ..... W ..... 6 ..... 0  
 Michigan State ..... W ..... 2 ..... 0  
 Michigan State ..... W ..... 5 ..... 0  
 Bradley ..... W ..... 2 ..... 0  
 Bradley ..... W ..... 3 ..... 1  
 Furman ..... W ..... 13 ..... 0  
 Stetson ..... W ..... 2 ..... 1  
 Rutgers ..... W ..... 4 ..... 0  
 Toledo ..... W ..... 3 ..... 2  
 SW Missouri St ..... W ..... 4 ..... 3  
 Ohio State ..... W ..... 3 ..... 2  
 South Florida ..... W ..... 2 ..... 1  
 Bradley ..... W ..... 1 ..... 0  
 Ohio State ..... W ..... 3 ..... 2  
 Ohio State ..... W ..... 11 ..... 1  
 Brown ..... W ..... 14 ..... 0  
 Brown ..... W ..... 14 ..... 2  
 vs. SW Missouri St ..... L ..... 0 ..... 1  
 vs. Stanford ..... W ..... 9 ..... 1  
 vs. Baylor ..... L ..... 4 ..... 5  
 vs. Utah State ..... L ..... 0 ..... 2  
 vs. New Mexico ..... W ..... 3 ..... 2  
 vs. Louisiana Tech ..... L ..... 1 ..... 2  
 vs. Texas A&M ..... L ..... 1 ..... 2  
 vs. NE Louisiana ..... W ..... 10 ..... 1  
 vs. Adelphi ..... L ..... 0 ..... 2  
 vs. Louisiana Tech ..... L ..... 3 ..... 4  
 vs. Georgia State ..... W ..... 7 ..... 0  
 vs. George Mason ..... W ..... 5 ..... 0  
 vs. Western Illinois ..... W ..... 9 ..... 0  
 at FAMU ..... W ..... 1 ..... 0  
 at FAMU ..... W ..... 9 ..... 0  
 South Florida ..... W ..... 2 ..... 1  
 South Florida ..... L ..... 1 ..... 2  
 South Carolina ..... L ..... 0 ..... 2  
 South Carolina ..... W ..... 2 ..... 0  
 Stetson ..... W ..... 4 ..... 1  
 at South Florida ..... W ..... 1 ..... 0  
 at South Florida ..... W ..... 1 ..... 0

OPPONENT ..... FSU OPP  
 West Florida ..... W ..... 5 ..... 0  
 West Florida ..... W ..... 6 ..... 0  
 at South Florida ..... W ..... 1 ..... 0  
 at South Florida ..... W ..... 2 ..... 1  
 Ball State ..... W ..... 4 ..... 0  
 Ball State ..... W ..... 3 ..... 2  
 Valparaiso ..... W ..... 5 ..... 0  
 Valparaiso ..... W ..... 2 ..... 0  
 Virginia ..... W ..... 4 ..... 0  
 Virginia ..... L ..... 1 ..... 2  
 Temple ..... W ..... 7 ..... 0  
 Temple ..... W ..... 2 ..... 0  
 Limestone ..... W ..... 4 ..... 0  
 Limestone ..... W ..... 1 ..... 0  
 at Florida Southern ..... W ..... 7 ..... 0  
 at Florida Southern ..... W ..... 2 ..... 0  
 Maine ..... W ..... 1 ..... 0  
 Maine ..... W ..... 10 ..... 0  
 Michigan State ..... W ..... 2 ..... 0  
 Tennessee Tech ..... W ..... 8 ..... 0  
 Tennessee Tech ..... W ..... 11 ..... 1  
 Western Illinois ..... W ..... 11 ..... 0  
 Toledo ..... W ..... 4 ..... 0  
 Florida Southern ..... W ..... 7 ..... 3  
 Rutgers ..... W ..... 3 ..... 0  
 Nevada-Reno ..... W ..... 8 ..... 1  
 Furman ..... W ..... 3 ..... 2  
 Mississippi State ..... W ..... 3 ..... 1  
 Western Illinois ..... L ..... 4 ..... 6  
 Ohio ..... W ..... 10 ..... 0  
 Ohio ..... W ..... 5 ..... 1  
 Ohio State ..... W ..... 8 ..... 0  
 Ohio State ..... W ..... 3 ..... 2  
 vs. Oklahoma State ..... W ..... 3 ..... 2  
 vs. Utah ..... L ..... 2 ..... 6  
 vs. Texas A & M ..... W ..... 1 ..... 0  
 vs. St. Mary's ..... W ..... 2 ..... 1  
 vs. Sam Houston ..... W ..... 3 ..... 2  
 vs. Oklahoma State ..... W ..... 2 ..... 1  
 vs. Arizona State ..... L ..... 0 ..... 2  
 at West Florida ..... W ..... 3 ..... 0  
 at West Florida ..... W ..... 5 ..... 1  
 vs. Furman ..... L ..... 0 ..... 1  
 vs. East Carolina ..... W ..... 3 ..... 0  
 vs. North Carolina ..... W ..... 1 ..... 0  
 at South Carolina ..... W ..... 3 ..... 0  
 vs. South Florida ..... W ..... 3 ..... 0

NCAA South Regional  
 at Louisiana Tech ..... L ..... 0 ..... 4  
 at Louisiana Tech ..... L ..... 0 ..... 1

### 1987 (50 - 14) NCAA Regional College World Series

OPPONENT ..... FSU OPP  
 at Stetson ..... W ..... 7 ..... 0  
 at Stetson ..... L ..... 3 ..... 4  
 at Florida A&M ..... W ..... 8 ..... 1  
 at Florida A&M ..... W ..... 6 ..... 3  
 UNC-Wilmington ..... W ..... 3 ..... 1  
 UNC-Wilmington ..... W ..... 2 ..... 0  
 Virginia ..... W ..... 7 ..... 0  
 Virginia ..... L ..... 2 ..... 5  
 Limestone ..... W ..... 6 ..... 0  
 Limestone ..... W ..... 11 ..... 0  
 Temple ..... L ..... 0 ..... 1  
 Temple ..... W ..... 6 ..... 3  
 East Carolina ..... W ..... 10 ..... 0  
 East Carolina ..... W ..... 2 ..... 1  
 vs. Eastern Michigan ..... W ..... 8 ..... 1  
 vs. Bradley ..... W ..... 2 ..... 0  
 vs. Stetson ..... W ..... 16 ..... 0  
 vs. Temple ..... W ..... 5 ..... 0  
 vs. South Carolina ..... L ..... 0 ..... 4  
 vs. Rutgers ..... W ..... 4 ..... 0  
 vs. Winthrop ..... W ..... 8 ..... 0

at South Florida ..... L ..... 3 ..... 7  
 vs. South Carolina ..... L ..... 0 ..... 2  
 Miami (Ohio) ..... W ..... 3 ..... 0  
 Miami (Ohio) ..... W ..... 3 ..... 2  
 Tennessee Tech ..... W ..... 10 ..... 0  
 Kent State ..... W ..... 16 ..... 0  
 Bowling Green ..... W ..... 4 ..... 0  
 Southern Miss ..... W ..... 13 ..... 3  
 Nicholls State ..... W ..... 5 ..... 0  
 Furman ..... W ..... 1 ..... 0  
 Toledo ..... L ..... 0 ..... 3  
 Toledo ..... W ..... 9 ..... 6  
 Toledo ..... W ..... 8 ..... 1  
 Bowling Green ..... W ..... 12 ..... 2  
 Bowling Green ..... W ..... 3 ..... 1  
 Ohio ..... W ..... 3 ..... 0  
 Ohio ..... W ..... 6 ..... 2  
 at West Florida ..... W ..... 1 ..... 0  
 at West Florida ..... W ..... 4 ..... 0  
 vs. Furman ..... W ..... 8 ..... 2  
 vs. South Florida ..... W ..... 5 ..... 4  
 vs. Nicholls ..... W ..... 5 ..... 1  
 vs. George Mason ..... W ..... 3 ..... 0  
 at South Carolina ..... W ..... 1 ..... 0  
 vs. Louisiana Tech ..... W ..... 2 ..... 1  
 vs. Georgia State ..... W ..... 4 ..... 1  
 South Florida ..... L ..... 0 ..... 2  
 South Florida ..... W ..... 1 ..... 0  
 South Carolina ..... L ..... 0 ..... 1  
 South Carolina ..... W ..... 2 ..... 1  
 Florida A&M ..... W ..... 17 ..... 0  
 Florida A&M ..... W ..... 7 ..... 1  
 vs. Oklahoma ..... L ..... 0 ..... 1  
 at Oklahoma State ..... L ..... 1 ..... 4  
 vs. Baylor ..... W ..... 10 ..... 0  
 vs. Oklahoma ..... W ..... 6 ..... 1  
 vs. Baylor ..... W ..... 8 ..... 1  
 at Oklahoma State ..... W ..... 2 ..... 0

NCAA South Regional  
 Adelphi ..... W ..... 1 ..... 0  
 Adelphi ..... W ..... 3 ..... 1

College World Series  
 vs. CS-Fullerton ..... L ..... 0 ..... 3  
 vs. Central Michigan ..... L ..... 0 ..... 1

### 1988 (44 - 14) NCAA Regional

OPPONENT ..... FSU OPP  
 West Florida ..... W ..... 1 ..... 0  
 West Florida ..... W ..... 1 ..... 0  
 at Florida A&M ..... W ..... 14 ..... 3  
 at Florida A&M ..... W ..... 11 ..... 0  
 Eastern Michigan ..... W ..... 3 ..... 1  
 Eastern Michigan ..... W ..... 4 ..... 3  
 Temple ..... W ..... 3 ..... 0  
 Temple ..... W ..... 2 ..... 0  
 North Carolina ..... W ..... 4 ..... 2  
 North Carolina ..... W ..... 8 ..... 4  
 vs. Louisiana Tech ..... L ..... 0 ..... 7  
 vs. North Carolina ..... W ..... 2 ..... 1  
 vs. Eastern Michigan ..... W ..... 7 ..... 4  
 at South Florida ..... W ..... 2 ..... 1  
 vs. Virginia ..... W ..... 4 ..... 0  
 vs. Temple ..... W ..... 4 ..... 3  
 vs. Okla. City College ..... W ..... 5 ..... 0  
 vs. South Carolina ..... L ..... 1 ..... 5  
 vs. Central Michigan ..... W ..... 6 ..... 2  
 Southern Illinois ..... W ..... 5 ..... 1  
 Southern Illinois ..... L ..... 1 ..... 2  
 Virginia ..... W ..... 5 ..... 0  
 Virginia ..... W ..... 7 ..... 1  
 Florida A&M ..... W ..... 7 ..... 0  
 NE Louisiana ..... W ..... 5 ..... 1  
 Maine ..... W ..... 1 ..... 0  
 Northern Illinois ..... L ..... 3 ..... 4

Miami (Ohio) ..... W ..... 5 ..... 1  
 Furman ..... W ..... 2 ..... 0  
 Eastern Illinois ..... W ..... 2 ..... 1  
 Northern Illinois ..... W ..... 2 ..... 1  
 Eastern Illinois ..... W ..... 3 ..... 2  
 Eastern Illinois ..... W ..... 11 ..... 1  
 Ohio State ..... W ..... 6 ..... 1  
 Ohio State ..... W ..... 2 ..... 1  
 Nicholls State ..... W ..... 1 ..... 0  
 Nicholls State ..... W ..... 2 ..... 1  
 Nicholls State ..... W ..... 8 ..... 3  
 vs. Utah ..... W ..... 3 ..... 0  
 at South Carolina ..... L ..... 0 ..... 1  
 vs. Utah ..... L ..... 4 ..... 8  
 at South Carolina ..... L ..... 1 ..... 3  
 at South Florida ..... W ..... 8 ..... 5  
 at South Florida ..... W ..... 8 ..... 1  
 Florida A&M ..... W ..... 3 ..... 0  
 Florida A&M ..... W ..... 2 ..... 1  
 at West Florida ..... W ..... 5 ..... 3  
 at West Florida ..... L ..... 1 ..... 2  
 at Nebraska ..... L ..... 0 ..... 3  
 vs. Kansas ..... L ..... 2 ..... 4  
 vs. Kansas ..... W ..... 2 ..... 1  
 at Nebraska ..... L ..... 0 ..... 5  
 vs. Creighton ..... L ..... 4 ..... 0  
 vs. Creighton ..... L ..... 0 ..... 2  
 Georgia State ..... W ..... 5 ..... 0  
 Georgia State ..... W ..... 2 ..... 1

NCAA South Regional  
 Texas A&M ..... L ..... 0 ..... 1  
 Louisiana Tech ..... L ..... 1 ..... 6

### 1989 (39 - 14) NCAA Regional

OPPONENT ..... FSU OPP  
 West Florida ..... W ..... 3 ..... 2  
 West Florida ..... L ..... 1 ..... 5  
 at Florida A&M ..... W ..... 11 ..... 0  
 at Florida A&M ..... W ..... 4 ..... 0  
 Eastern Michigan ..... W ..... 2 ..... 0  
 Eastern Michigan ..... W ..... 5 ..... 1  
 Temple ..... W ..... 2 ..... 1  
 Temple ..... W ..... 8 ..... 2  
 Virginia ..... L ..... 4 ..... 2  
 Virginia ..... W ..... 5 ..... 1  
 East Carolina ..... W ..... 5 ..... 0  
 East Carolina ..... W ..... 5 ..... 0  
 vs. Missouri ..... W ..... 6 ..... 0  
 vs. Western Illinois ..... W ..... 5 ..... 2  
 vs. New Mexico ..... W ..... 3 ..... 2  
 vs. Temple ..... W ..... 3 ..... 1  
 vs. Nicholls State ..... W ..... 3 ..... 1  
 vs. Arizona State ..... L ..... 3 ..... 7  
 vs. Miami (Ohio) ..... L ..... 3 ..... 4  
 vs. Miami (Ohio) ..... L ..... 0 ..... 1  
 Illinois State ..... W ..... 2 ..... 0  
 Connecticut ..... W ..... 3 ..... 0  
 Miami (Ohio) ..... W ..... 5 ..... 0  
 Southern Illinois ..... W ..... 4 ..... 2  
 SW Missouri St ..... W ..... 14 ..... 0  
 Stetson ..... W ..... 6 ..... 0  
 North Carolina ..... L ..... 1 ..... 2  
 Northern Illinois ..... L ..... 0 ..... 3  
 Northern Illinois ..... L ..... 2 ..... 5  
 South Florida ..... W ..... 4 ..... 2  
 South Florida ..... W ..... 8 ..... 1  
 Florida A&M ..... W ..... 3 ..... 0  
 Florida A&M ..... W ..... 4 ..... 1  
 at Nebraska ..... L ..... 0 ..... 1  
 vs. Kansas ..... W ..... 3 ..... 2  
 vs. Arizona State ..... W ..... 3 ..... 2  
 vs. Kansas ..... W ..... 1 ..... 0  
 at Nebraska ..... L ..... 2 ..... 4  
 vs. East Carolina ..... W ..... 3 ..... 0  
 vs. Furman ..... W ..... 5 ..... 0  
 vs. SW Louisiana ..... W ..... 4 ..... 2

vs. North Carolina ..... W ..... 3 ..... 1  
 vs. South Florida ..... W ..... 2 ..... 0  
 vs. Virginia ..... W ..... 2 ..... 0  
 vs. Nicholls State ..... W ..... 2 ..... 0  
 at West Florida ..... W ..... 3 ..... 2  
 at West Florida ..... W ..... 3 ..... 0  
 vs. Louisiana Tech ..... L ..... 0 ..... 1  
 at Nicholls State ..... W ..... 1 ..... 0  
 at Nicholls State ..... L ..... 0 ..... 2  
 vs. Louisiana Tech ..... L ..... 0 ..... 1

NCAA South Regional  
 South Carolina ..... L ..... 1 ..... 2  
 Louisiana Tech ..... L ..... 1 ..... 3

### 1990 (47-16) NCAA Regional College World Series

OPPONENT ..... FSU OPP  
 West Florida ..... W ..... 1 ..... 0  
 West Florida ..... W ..... 1 ..... 0  
 at Florida A&M ..... W ..... 6 ..... 2  
 at Florida A&M ..... W ..... 4 ..... 0  
 Eastern Michigan ..... W ..... 1 ..... 0  
 Eastern Michigan ..... W ..... 1 ..... 0  
 Michigan ..... W ..... 1 ..... 0  
 Michigan ..... L ..... 2 ..... 3  
 UNC-Wilmington ..... W ..... 6 ..... 1  
 UNC-Wilmington ..... W ..... 5 ..... 0  
 vs. Indiana ..... W ..... 1 ..... 2  
 vs. Iowa ..... L ..... 0 ..... 5  
 vs. Central Michigan ..... W ..... 1 ..... 0  
 at South Florida ..... W ..... 2 ..... 1  
 vs. Maine ..... W ..... 7 ..... 0  
 vs. Oklahoma ..... L ..... 0 ..... 1  
 Southern Illinois ..... W ..... 4 ..... 0  
 Virginia ..... W ..... 1 ..... 0  
 Virginia ..... W ..... 5 ..... 0  
 Indiana ..... W ..... 1 ..... 0  
 Indiana ..... W ..... 2 ..... 0  
 Connecticut ..... L ..... 1 ..... 3  
 Stetson ..... W ..... 3 ..... 2  
 SW Louisiana ..... L ..... 1 ..... 2  
 Oklahoma ..... W ..... 3 ..... 2  
 Adelphi ..... W ..... 4 ..... 0  
 Nebraska ..... W ..... 2 ..... 1  
 Missouri ..... L ..... 1 ..... 2  
 Missouri ..... L ..... 1 ..... 2  
 Northern Iowa ..... L ..... 0 ..... 1  
 Northern Iowa ..... W ..... 4 ..... 2  
 Princeton ..... W ..... 5 ..... 0  
 Princeton ..... W ..... 6 ..... 0  
 Georgia State ..... W ..... 2 ..... 0  
 Georgia State ..... W ..... 8 ..... 0  
 vs. Southern Miss ..... W ..... 4 ..... 0  
 vs. Georgia Tech ..... W ..... 10 ..... 0  
 vs. Wichita State ..... W ..... 1 ..... 0  
 vs. Austin Peay ..... W ..... 5 ..... 1  
 vs. Michigan State ..... W ..... 2 ..... 0  
 vs. Georgia State ..... L ..... 0 ..... 1  
 South Florida ..... W ..... 4 ..... 1  
 South Florida ..... W ..... 2 ..... 0  
 vs. Stephen F. Austin ..... W ..... 5 ..... 2  
 vs. Sam Houston ..... L ..... 0 ..... 2  
 at Oklahoma State ..... L ..... 1 ..... 2  
 vs. Texas A&M ..... W ..... 3 ..... 1  
 vs. Texas-Arlington ..... L ..... 0 ..... 2  
 vs. Southern Miss ..... W ..... 11 ..... 0  
 vs. North Carolina ..... W ..... 1 ..... 0  
 vs. East Carolina ..... W ..... 7 ..... 2  
 South Carolina ..... L ..... 0 ..... 2  
 South Carolina ..... W ..... 3 ..... 0  
 at Florida A&M ..... W ..... 10 ..... 0  
 at Florida A&M ..... W ..... 2 ..... 0  
 at West Florida ..... W ..... 2 ..... 0  
 at West Florida ..... W ..... 6 ..... 0

NCAA South Regional

SEMINOLES



# SEMINOLE SOFTBALL

20



12

## YEAR BY YEAR RESULTS

vs. Texas A&M ..... W ..... 5 ..... 0  
at SW Louisiana ..... W ..... 4 ..... 3  
at SW Louisiana ..... W ..... 2 ..... 1

### College World Series

vs. Fresno State ..... W ..... 1 ..... 0  
vs. Oklahoma State ..... L ..... 1 ..... 4  
vs. UNLV ..... W ..... 4 ..... 1  
vs. UCLA ..... L ..... 0 ..... 3

### 1991 (62 - 12)

#### NCAA Regional College World Series

OPPONENT ..... FSU OPP  
vs. California ..... L ..... 0 ..... 4  
vs. New Mexico ..... W ..... 9 ..... 2  
vs. UCLA ..... L ..... 2 ..... 5  
vs. Sacramento State ..... W ..... 4 ..... 0  
vs. Pacific ..... W ..... 4 ..... 3  
at Arizona ..... L ..... 0 ..... 8  
vs. CS-Northridge ..... L ..... 0 ..... 1  
West Florida ..... W ..... 4 ..... 3  
West Florida ..... L ..... 0 ..... 5  
at Georgia Southern ..... W ..... 6 ..... 2  
at Georgia Southern ..... W ..... 5 ..... 1  
at Florida A&M ..... W ..... 8 ..... 0  
at Florida A&M ..... W ..... 4 ..... 0  
at South Florida ..... W ..... 2 ..... 0  
at South Florida ..... L ..... 0 ..... 2  
Ball State ..... W ..... 5 ..... 0  
Samford ..... W ..... 2 ..... 1  
Samford ..... W ..... 6 ..... 0  
vs. Detroit ..... W ..... 9 ..... 0  
vs. Western Illinois ..... W ..... 2 ..... 1  
vs. Indiana ..... W ..... 3 ..... 1  
vs. Winthrop ..... W ..... 4 ..... 1  
vs. Eastern Michigan ..... W ..... 1 ..... 0  
vs. Oklahoma ..... W ..... 7 ..... 1  
vs. South Carolina ..... L ..... 3 ..... 4  
Connecticut ..... W ..... 2 ..... 1  
Connecticut ..... W ..... 1 ..... 0  
Virginia ..... W ..... 9 ..... 1  
Virginia ..... W ..... 2 ..... 1  
Creighton ..... W ..... 3 ..... 2  
Miami (Ohio) ..... W ..... 2 ..... 0  
East Carolina ..... W ..... 13 ..... 0  
Western Illinois ..... W ..... 2 ..... 1  
Rhode Island ..... W ..... 6 ..... 0  
Winthrop ..... W ..... 2 ..... 0  
Indiana ..... W ..... 6 ..... 2  
Bradley ..... W ..... 2 ..... 0  
Northern Iowa ..... W ..... 3 ..... 1  
Northern Iowa ..... W ..... 2 ..... 1  
Miami (Ohio) ..... L ..... 0 ..... 8  
Miami (Ohio) ..... W ..... 5 ..... 1  
Drexel ..... W ..... 2 ..... 0  
Drexel ..... W ..... 7 ..... 1  
Bowling Green ..... W ..... 2 ..... 0  
Bowling Green ..... W ..... 9 ..... 0  
vs. Dayton ..... W ..... 3 ..... 0  
vs. Toledo ..... W ..... 1 ..... 0  
vs. Northwestern ..... W ..... 2 ..... 0  
vs. South Florida ..... W ..... 6 ..... 5  
vs. Samford ..... W ..... 4 ..... 0  
vs. North Carolina ..... W ..... 5 ..... 0  
South Carolina ..... W ..... 4 ..... 1  
vs. Notre Dame ..... W ..... 7 ..... 0  
vs. South Florida ..... W ..... 2 ..... 0  
vs. Winthrop ..... W ..... 4 ..... 1  
vs. SW Louisiana ..... W ..... 3 ..... 0  
Georgia Southern ..... W ..... 6 ..... 0  
Georgia Southern ..... W ..... 9 ..... 1  
Florida A&M ..... W ..... 7 ..... 1  
Florida A&M ..... W ..... 11 ..... 1  
vs. Virginia ..... L ..... 1 ..... 2  
vs. Eastern Michigan ..... W ..... 3 ..... 2  
vs. Virginia ..... L ..... 0 ..... 2  
at West Florida ..... W ..... 1 ..... 0

at West Florida ..... W ..... 7 ..... 0  
vs. Connecticut ..... W ..... 2 ..... 0  
vs. Princeton ..... W ..... 4 ..... 3  
at Massachusetts ..... W ..... 2 ..... 0

### NCAA South Regional

at SW Louisiana ..... W ..... 1 ..... 0  
vs. Oklahoma State ..... W ..... 2 ..... 0  
vs. Oklahoma State ..... W ..... 4 ..... 3

### College World Series

vs. UCLA ..... L ..... 0 ..... 1  
vs. Nevada-Las Vegas ..... W ..... 3 ..... 1  
vs. Fresno State ..... L ..... 0 ..... 3

### 1992 (63 - 9, 4 - 2)

#### ACC Champs NCAA Regional College World Series

OPPONENT ..... FSU OPP  
Samford ..... W ..... 10 ..... 0  
Samford ..... W ..... 7 ..... 0  
at Florida A&M ..... W ..... 12 ..... 0  
at Florida A&M ..... W ..... 10 ..... 0  
West Florida ..... W ..... 2 ..... 0  
West Florida ..... W ..... 2 ..... 0  
at Georgia Southern ..... W ..... 8 ..... 0  
at Georgia Southern ..... W ..... 13 ..... 3  
at Northwestern ..... W ..... 10 ..... 0  
at Northwestern ..... W ..... 1 ..... 0  
vs. Ball State ..... W ..... 2 ..... 0  
vs. Ball State ..... W ..... 9 ..... 0  
at South Florida ..... W ..... 5 ..... 1  
at South Florida ..... W ..... 3 ..... 0  
Robert Morris ..... W ..... 1 ..... 0  
Robert Morris ..... W ..... 14 ..... 1  
vs. Adelphi ..... W ..... 12 ..... 2  
vs. Penn State ..... W ..... 7 ..... 0  
vs. Virginia-\$ ..... W ..... 10 ..... 0  
vs. Samford ..... W ..... 4 ..... 3  
vs. Hofstra ..... W ..... 14 ..... 4  
vs. North Carolina-\$ ..... W ..... 12 ..... 1  
vs. Oklahoma City ..... W ..... 2 ..... 1  
Rutgers ..... W ..... 1 ..... 0  
Rutgers ..... W ..... 8 ..... 4  
Virginia-\$ ..... L ..... 0 ..... 1  
Virginia-\$ ..... W ..... 5 ..... 2  
Miami (Ohio) ..... L ..... 0 ..... 2  
Northern Iowa ..... W ..... 2 ..... 0  
Bradley ..... W ..... 3 ..... 2  
Princeton ..... W ..... 7 ..... 0  
Bowling Green ..... W ..... 4 ..... 0  
Adelphi ..... W ..... 5 ..... 0  
South Florida ..... W ..... 1 ..... 0  
Kent State ..... W ..... 6 ..... 0  
Princeton ..... W ..... 2 ..... 1  
Drexel ..... W ..... 3 ..... 0  
Drexel ..... W ..... 4 ..... 0  
Kent State ..... W ..... 2 ..... 1  
Kent State ..... W ..... 8 ..... 0  
at Cal-State Fullerton ..... L ..... 4 ..... 5  
vs. Missouri ..... L ..... 1 ..... 2  
vs. Ohio State ..... W ..... 1 ..... 0  
vs. Arizona ..... L ..... 0 ..... 2  
vs. Illinois State ..... W ..... 7 ..... 2  
vs. Ohio State ..... L ..... 0 ..... 3  
Georgia Southern ..... W ..... 6 ..... 0  
Georgia Southern ..... W ..... 2 ..... 0  
Florida A&M ..... L ..... 7 ..... 0  
Florida A&M ..... W ..... 6 ..... 0  
vs. UNC-Wilmington ..... W ..... 7 ..... 1  
at North Carolina-\$ ..... L ..... 0 ..... 1  
vs. Winthrop ..... W ..... 3 ..... 1  
vs. Georgia Tech-\$ ..... W ..... 10 ..... 0  
vs. East Carolina ..... W ..... 5 ..... 2  
vs. South Carolina ..... W ..... 3 ..... 2

ACC Championship  
Georgia Tech ..... W ..... 6 ..... 0  
North Carolina ..... W ..... 11 ..... 0  
Virginia ..... W ..... 11 ..... 1

South Carolina ..... W ..... 2 ..... 0  
South Carolina ..... W ..... 6 ..... 0  
South Carolina ..... W ..... 2 ..... 0  
at West Florida ..... W ..... 6 ..... 0  
at West Florida ..... W ..... 11 ..... 2  
vs. Connecticut ..... W ..... 1 ..... 0  
at Massachusetts ..... W ..... 3 ..... 1  
vs. Connecticut ..... W ..... 4 ..... 3

### NCAA Regional

at SW Louisiana ..... W ..... 1 ..... 0  
vs. UNLV ..... W ..... 4 ..... 0  
at SW Louisiana ..... W ..... 1 ..... 0

### College World Series

vs. California ..... L ..... 0 ..... 3  
vs. Massachusetts ..... L ..... 2 ..... 4

### 1993 (52 - 9, 4 - 0)

#### ACC Champs NCAA Regional College World Series

OPPONENT ..... FSU OPP  
Samford ..... W ..... 3 ..... 1  
Samford ..... W ..... 3 ..... 1  
West Florida ..... W ..... 6 ..... 1  
West Florida ..... L ..... 3 ..... 1  
at Florida A&M ..... W ..... 7 ..... 0  
Mercer ..... W ..... 5 ..... 0  
Mercer ..... W ..... 7 ..... 0  
South Florida ..... W ..... 10 ..... 0  
South Florida ..... W ..... 7 ..... 0  
at Georgia Tech-\$ ..... W ..... 3 ..... 0  
at Georgia Tech-\$ ..... W ..... 2 ..... 0  
at Florida A&M ..... W ..... 10 ..... 0  
vs. Central Michigan ..... W ..... 5 ..... 0  
vs. Georgia Southern ..... W ..... 6 ..... 0  
vs. Hofstra ..... W ..... 6 ..... 0  
vs. Iowa ..... W ..... 3 ..... 0  
Connecticut ..... W ..... 1 ..... 0  
Connecticut ..... W ..... 8 ..... 0  
Northern Iowa ..... W ..... 7 ..... 0  
Drake ..... W ..... 6 ..... 0  
Georgia State ..... W ..... 1 ..... 0  
SW Louisiana ..... L ..... 1 ..... 2  
Rhode Island ..... W ..... 10 ..... 0  
Eastern Illinois ..... W ..... 7 ..... 2  
Virginia-\$ ..... W ..... 7 ..... 0  
Southern Illinois ..... W ..... 1 ..... 0  
SW Louisiana ..... W ..... 2 ..... 1  
Toledo ..... W ..... 11 ..... 0  
Toledo ..... W ..... 4 ..... 0  
vs. Fresno State ..... L ..... 1 ..... 2  
vs. Cal Poly Pomona ..... W ..... 1 ..... 0  
vs. Minnesota ..... W ..... 3 ..... 1  
vs. Utah ..... L ..... 2 ..... 3  
at Cal State-Fullerton ..... W ..... 4 ..... 1  
Florida A&M ..... W ..... 10 ..... 0  
at Florida A&M ..... W ..... 4 ..... 1  
vs. UNC-Wilmington ..... W ..... 12 ..... 0  
vs. Virginia-\$ ..... W ..... 3 ..... 2  
vs. Coastal Carolina ..... W ..... 8 ..... 0  
vs. Hofstra ..... W ..... 10 ..... 2  
vs. Coastal Carolina ..... W ..... 9 ..... 1  
vs. East Carolina ..... W ..... 13 ..... 0

### ACC Championship

Georgia Tech ..... W ..... 12 ..... 0  
Virginia ..... L ..... 0 ..... 1  
Georgia Tech ..... W ..... 11 ..... 0  
Virginia ..... W ..... 2 ..... 0  
Virginia ..... W ..... 4 ..... 2

at South Carolina ..... L ..... 4 ..... 6  
at South Carolina ..... W ..... 7 ..... 0  
at South Carolina ..... W ..... 8 ..... 0  
vs. Connecticut ..... L ..... 1 ..... 4  
vs. South Florida ..... W ..... 1 ..... 0  
at Massachusetts ..... W ..... 5 ..... 0  
at West Florida ..... W ..... 5 ..... 0  
at West Florida ..... W ..... 7 ..... 0

### NCAA Regional

Kansas ..... L ..... 0 ..... 1  
Iowa ..... W ..... 5 ..... 3  
Kansas ..... W ..... 5 ..... 0  
Kansas ..... W ..... 2 ..... 1

### College World Series

vs. Oklahoma State ..... L ..... 2 ..... 5  
vs. Connecticut ..... L ..... 1 ..... 2

### 1994 (50 - 19, 9 - 2)

#### NCAA Regional

OPPONENT ..... FSU OPP  
Mercer ..... W ..... 9 ..... 3  
Mercer ..... W ..... 6 ..... 0  
UNC-Charlotte ..... W ..... 4 ..... 0  
UNC-Charlotte ..... W ..... 7 ..... 1  
Georgia Southern ..... W ..... 10 ..... 0  
Georgia Southern ..... W ..... 8 ..... 0  
West Florida ..... W ..... 10 ..... 0  
West Florida ..... W ..... 5 ..... 0  
at Florida A&M ..... W ..... 3 ..... 0  
Stetson ..... W ..... 7 ..... 0  
Stetson ..... W ..... 5 ..... 0  
at Mercer ..... W ..... 6 ..... 0  
at Mercer ..... W ..... 5 ..... 0  
Florida A&M ..... W ..... 8 ..... 0  
South Carolina ..... L ..... 2 ..... 3  
South Carolina ..... W ..... 3 ..... 1  
Georgia Tech-\$ ..... W ..... 6 ..... 1  
Georgia Tech-\$ ..... W ..... 2 ..... 1  
vs. Robert Morris ..... L ..... 0 ..... 1  
vs. Illinois-Chicago ..... W ..... 3 ..... 0  
vs. Penn State ..... W ..... 6 ..... 2  
vs. UCLA ..... L ..... 0 ..... 3  
vs. Notre Dame ..... W ..... 3 ..... 0  
vs. Virginia-\$ ..... W ..... 7 ..... 0  
vs. Oklahoma State ..... L ..... 0 ..... 1  
Northern Illinois ..... W ..... 3 ..... 0  
Northern Illinois ..... W ..... 1 ..... 0  
Texas A&M ..... L ..... 3 ..... 7  
Virginia-\$ ..... W ..... 4 ..... 3  
Princeton ..... W ..... 2 ..... 1  
Indiana ..... W ..... 3 ..... 2  
Louisiana Tech ..... W ..... 2 ..... 0  
Iowa State ..... W ..... 3 ..... 2  
Eastern Michigan ..... W ..... 1 ..... 0  
Eastern Illinois ..... W ..... 9 ..... 0  
Illinois State ..... L ..... 2 ..... 3  
vs. Kansas ..... L ..... 2 ..... 4  
vs. Northwestern ..... L ..... 2 ..... 8  
at CS-Fullerton ..... L ..... 0 ..... 7  
vs. SE Louisiana ..... L ..... 3 ..... 12  
vs. Oklahoma State ..... L ..... 0 ..... 1  
vs. Utah State ..... W ..... 5 ..... 3  
Hofstra ..... W ..... 3 ..... 2  
Hofstra ..... W ..... 4 ..... 3  
at Florida A&M ..... W ..... 7 ..... 0  
at North Carolina-\$ ..... W ..... 5 ..... 1  
at North Carolina-\$ ..... W ..... 6 ..... 2  
vs. UNC-Wilmington ..... W ..... 5 ..... 0  
vs. UNC-Charlotte ..... W ..... 8 ..... 1  
vs. East Carolina ..... L ..... 0 ..... 1  
vs. Georgia Tech-\$ ..... W ..... 11 ..... 0  
vs. Virginia-\$ ..... W ..... 9 ..... 4  
vs. North Carolina-\$ ..... L ..... 0 ..... 1  
at Virginia-\$ ..... W ..... 8 ..... 0  
at Virginia-\$ ..... L ..... 4 ..... 5  
Florida A&M ..... W ..... 8 ..... 0

ACC Championship  
Georgia Tech ..... W ..... 2 ..... 1  
Virginia ..... L ..... 0 ..... 2  
North Carolina ..... W ..... 6 ..... 5  
Virginia ..... W ..... 1 ..... 0  
Virginia ..... L ..... 0 ..... 3

at West Florida ..... L ..... 1 ..... 4  
at West Florida ..... W ..... 8 ..... 0  
at Connecticut ..... W ..... 4 ..... 1  
at South Florida ..... W ..... 2 ..... 0  
at South Florida ..... W ..... 4 ..... 2  
at South Florida ..... W ..... 6 ..... 5

### NCAA Regional

vs. Oklahoma ..... L ..... 1 ..... 3  
vs. Providence ..... L ..... 0 ..... 4

### 1995 (58 - 15, 6 - 0)

#### ACC Champs NCAA Regional

OPPONENT ..... FSU OPP  
Stetson ..... W ..... 8 ..... 0  
Stetson ..... W ..... 2 ..... 0  
vs. Oklahoma St ..... L ..... 1 ..... 5  
vs. CS-Fullerton ..... L ..... 5 ..... 9  
vs. Oregon ..... W ..... 3 ..... 2  
vs. New Mexico St ..... W ..... 4 ..... 0  
vs. Illinois St ..... W ..... 10 ..... 2  
vs. Arizona ..... L ..... 1 ..... 7  
Troy State ..... W ..... 3 ..... 1  
Troy State ..... W ..... 3 ..... 0  
at Georgia Tech-\$ ..... W ..... 9 ..... 4  
at Georgia Tech-\$ ..... W ..... 10 ..... 1  
at UNC-Charlotte ..... W ..... 6 ..... 0  
at UNC-Charlotte ..... W ..... 8 ..... 0  
Mercer ..... W ..... 3 ..... 0  
Mercer ..... W ..... 10 ..... 2  
North Carolina-\$ ..... W ..... 6 ..... 3  
North Carolina-\$ ..... W ..... 3 ..... 1  
Marshall ..... W ..... 8 ..... 0  
Marshall ..... W ..... 7 ..... 0  
vs. Indiana State ..... W ..... 8 ..... 0  
vs. Illinois-Chicago ..... L ..... 1 ..... 3  
vs. Iowa ..... L ..... 0 ..... 4  
vs. Robert Morris ..... W ..... 3 ..... 0  
vs. North Carolina ..... W ..... 8 ..... 2  
vs. Yale ..... W ..... 11 ..... 1  
vs. Virginia ..... W ..... 2 ..... 1  
vs. Oklahoma State ..... W ..... 7 ..... 4  
vs. Illinois-Chicago ..... W ..... 1 ..... 0  
Virginia-\$ ..... W ..... 3 ..... 2  
Virginia-\$ ..... W ..... 3 ..... 0  
Samford ..... W ..... 14 ..... 0  
Miami (OH) ..... W ..... 9 ..... 1  
Michigan ..... L ..... 1 ..... 2  
Northern Illinois ..... W ..... 3 ..... 0  
Illinois-Chicago ..... W ..... 3 ..... 0  
Iowa State ..... W ..... 2 ..... 0  
Michigan ..... L ..... 0 ..... 5  
Massachusetts ..... W ..... 5 ..... 4  
Massachusetts ..... W ..... 4 ..... 3  
at South Carolina ..... L ..... 1 ..... 2  
at South Carolina ..... L ..... 2 ..... 3  
vs. Hofstra ..... W ..... 5 ..... 1  
at South Carolina ..... L ..... 3 ..... 6  
vs. Hofstra ..... W ..... 8 ..... 2  
Florida A&M ..... W ..... 8 ..... 0  
South Florida ..... W ..... 4 ..... 0  
South Florida ..... L ..... 3 ..... 4  
at Florida A&M ..... W ..... 9 ..... 0  
at Florida A&M ..... W ..... 10 ..... 0  
vs. Campbell ..... W ..... 4 ..... 0  
at North Carolina ..... W ..... 15 ..... 0  
vs. East Carolina ..... W ..... 10 ..... 2  
vs. Campbell ..... W ..... 7 ..... 1  
vs. East Carolina ..... W ..... 4 ..... 3

SEMINOLE



YEAR BY YEAR RESULTS

at North Carolina ... W ... 2 ..... 1
Florida A&M..... W ... 6 ..... 0
at West Florida..... W ... 8 ..... 0
at West Florida..... W ... 3 ..... 2

ACC Championship

North Carolina ..... W ... 4 ..... 0
Georgia Tech..... W ... 2 ..... 1
Georgia Tech..... W ... 5 ..... 2

West Florida..... W ... 9 ..... 3
West Florida..... W ... 3 ..... 0
vs. South Florida..... L ... 0 ..... 3
vs. South Carolina ... W ... 5 ..... 4
at Massachusetts..... L ... 0 ..... 8
vs. South Carolina ... W ... 6 ..... 0
at Massachusetts..... W ... 2 ..... 0

NCAA Regional

vs. Nebraska..... L ... 1 ..... 6
vs. Ohio..... W ... 2 ..... 0
vs. Nebraska..... W ... 6 ..... 2
at Arizona..... L ... 0 ..... 15

1996 (51 - 21, 5 - 3) ACC Champs NCAA Regional

OPPONENT ..... W .. FSU OPP
at Mercer..... W ... 4 ..... 1
at Mercer..... W ... 5 ..... 2
West Florida..... W ... 8 ..... 0
West Florida..... W ... 8 ..... 0
Georgia Southern..... W ... 2 ..... 1
Georgia Southern..... W ... 5 ..... 0
vs. UNLV..... L ... 2 ..... 3
vs. Washington..... L ... 6 ..... 13
vs. Arizona..... L ... 4 ..... 8
vs. Illinois State..... W ... 4 ..... 1
vs. Utah State..... W ... 6 ..... 5
vs. CS-Fullerton..... L ... 11 ..... 12
Stetson..... W ... 1 ..... 0
Stetson..... W ... 6 ..... 2
FAMU..... W ... 8 ..... 0
vs. Washington..... L ... 1 ..... 3
vs. Massachusetts..... W ... 4 ..... 1
vs. Long Beach State..... L ... 1 ..... 2
vs. Oregon..... W ... 1 ..... 0
vs. Cal State Northridge..... L ... 1 ..... 2
UNC-Charlotte..... W ... 7 ..... 1
UNC-Charlotte..... W ... 6 ..... 0
Troy State..... W ... 5 ..... 2
Troy State..... L ... 1 ..... 2
vs. East Carolina..... W ... 2 ..... 1
vs. UT-Chattanooga..... W ... 5 ..... 2
vs. Ball State..... W ... 4 ..... 2
vs. Penn State..... W ... 4 ..... 3
vs. Indiana..... W ... 3 ..... 1
vs. Michigan State ... W ... 6 ..... 2
vs. UCLA..... L ... 0 ..... 4
Notre Dame..... L ... 0 ..... 1
Drake..... W ... 1 ..... 0
Ohio State..... L ... 0 ..... 1
Southern Illinois..... L ... 3 ..... 4
Eastern Michigan..... W ... 7 ..... 0
Massachusetts..... W ... 3 ..... 1
Michigan..... L ... 1 ..... 6
Connecticut..... W ... 3 ..... 0
Connecticut..... W ... 6 ..... 0
Bradley..... W ... 4 ..... 1
Bradley..... W ... 7 ..... 2
Georgia Tech-\$..... W ... 2 ..... 0
Georgia Tech-\$..... L ... 1 ..... 3
at FAMU..... W ... 7 ..... 2
at FAMU..... W ... 13 ..... 0
FAMU..... W ... 4 ..... 0
at Virginia-\$..... W ... 8 ..... 0
at Virginia-\$..... W ... 5 ..... 4

at Maryland-\$..... W ... 4 ..... 0
at Maryland-\$..... W ... 6 ..... 2
at North Carolina-\$... L ... 2 ..... 3
at North Carolina-\$... L ... 4 ..... 5
vs. Campbell..... W ... 6 ..... 1
vs. Florida Atlantic..... L ... 0 ..... 1
vs. South Carolina ... W ... 4 ..... 2
at North Carolina ... W ... 2 ..... 0
vs. Maryland..... W ... 8 ..... 0

ACC Championship

vs. Georgia Tech..... W ... 5 ..... 4
vs. Maryland..... W ... 3 ..... 0
vs. North Carolina... W ... 3 ..... 1

at West Florida..... W ... 6 ..... 0
at West Florida..... W ... 10 ..... 0
at South Florida..... W ... 1 ..... 0
at South Florida..... L ... 1 ..... 4
South Carolina..... W ... 5 ..... 1
South Carolina..... L ... 3 ..... 5
South Carolina..... W ... 2 ..... 1

NCAA Regional

Arizona..... L ... 6 ..... 9
South Florida..... W ... 6 ..... 0
Arizona..... L ... 3 ..... 10

1997 (45 - 19, 7 - 1) ACC Champs

OPPONENT ..... FSU OPP
at Georgia Southern..... W ... 8 ..... 0
at Georgia Southern..... W ... 5 ..... 3
at Florida A&M..... W ... 7 ..... 0
vs. Nebraska..... W ... 2 ..... 1
vs. Fresno State..... L ... 0 ..... 2
vs. Oregon..... L ... 1 ..... 6
vs. Florida..... L ... 2 ..... 6
vs. Ohio State..... W ... 7 ..... 2
vs. CS-Fullerton..... W ... 4 ..... 2
at Florida..... L ... 1 ..... 3
at Florida..... W ... 8 ..... 1
Mercer..... W ... 1 ..... 0
Mercer..... W ... 5 ..... 1
Florida A&M..... W ... 8 ..... 0
vs. Northwestern..... W ... 2 ..... 0
vs. Washington..... L ... 3 ..... 8
vs. Oklahoma..... W ... 2 ..... 1
vs. UConn..... W ... 10 ..... 3
vs. Louisiana Tech ... L ... 2 ..... 6
vs. Ball State..... W ... 4 ..... 0
vs. East Carolina..... W ... 10 ..... 0
vs. Michigan State..... L ... 2 ..... 6
vs. Hofstra..... W ... 1 ..... 2
vs. Arkansas..... W ... 4 ..... 0
vs. Indiana..... W ... 3 ..... 2
vs. Iowa..... L ... 1 ..... 7
Miami (OH)..... W ... 2 ..... 1
Louisiana Tech..... L ... 2 ..... 3
Wisconsin..... L ... 3 ..... 12
UT-Chattanooga..... W ... 3 ..... 1
UConn..... W ... 2 ..... 1
Bradley..... W ... 4 ..... 0
Eastern Michigan..... W ... 5 ..... 1
UConn..... L ... 0 ..... 1
UConn..... W ... 8 ..... 2
at Georgia Tech-\$..... W ... 5 ..... 1
at Georgia Tech-\$..... W ... 8 ..... 5
Maryland-\$..... W ... 1 ..... 0
Maryland-\$..... W ... 3 ..... 0
Youngstown State..... W ... 8 ..... 2
Youngstown State..... W ... 6 ..... 3
at Troy State..... W ... 3 ..... 2
at Troy State..... T ... 1 ..... 1
at Florida A&M..... L ... 1 ..... 2
Virginia-\$..... W ... 8 ..... 0
Virginia-\$..... L ... 3 ..... 6

at North Carolina -\$ . W ... 6 ..... 0
at North Carolina -\$ . W ... 12 ..... 4
vs. Florida Atlantic..... W ... 5 ..... 1
vs. Campbell..... W ... 4 ..... 1
vs. Coastal Carolina... W ... 12 ..... 2
vs. Coastal Carolina... W ... 2 ..... 1
vs. Florida Atlantic... W ... 4 ..... 0

ACC Championship

vs. North Carolina... W ... 5 ..... 4
vs. Maryland..... W ... 4 ..... 3
vs. Maryland..... L ... 1 ..... 2

Florida A&M..... W ... 7 ..... 0
at UNC Charlotte..... W ... 6 ..... 1
at UNC Charlotte..... W ... 3 ..... 1
at Alabama..... W ... 2 ..... 0
at Alabama..... L ... 5 ..... 6
at Auburn..... W ... 2 ..... 0
at Auburn..... L ... 1 ..... 2
South Florida..... L ... 3 ..... 4
South Florida..... L ... 1 ..... 3

1998 (51 - 21, 5 - 3) ACC Champs NCAA Regional

OPPONENT ..... W .. FSU OPP
at Mercer..... W ... 5 ..... 1
at Mercer..... W ... 9 ..... 1
Georgia Southern..... W ... 6 ..... 2
Georgia Southern..... W ... 3 ..... 1
vs. Oregon..... L ... 0 ..... 2
vs. Purdue..... W ... 8 ..... 1
vs. Washington..... W ... 1 ..... 0
vs. Fresno State..... W ... 2 ..... 1
at West Florida..... W ... 9 ..... 3
at West Florida..... W ... 10 ..... 6
Florida A&M..... W ... 4 ..... 2
Florida A&M..... W ... 6 ..... 0
Troy State..... L ... 0 ..... 5
Troy State..... W ... 5 ..... 4
vs. Indiana..... W ... 3 ..... 2
vs. Arizona State..... L ... 1 ..... 6
vs. UMass..... W ... 4 ..... 0
vs. CS-Northridge..... L ... 3 ..... 4
vs. South Carolina ... L ... 0 ..... 3
vs. California..... L ... 1 ..... 4
vs. Georgia..... W ... 6 ..... 5
vs. Illinois-Chicago... L ... 1 ..... 3
vs. Central Michigan... W ... 10 ..... 1
vs. Purdue..... W ... 5 ..... 4
vs. Missouri..... L ... 1 ..... 3
vs. Alabama..... W ... 4 ..... 1
vs. Texas..... L ... 1 ..... 9
UNC-Charlotte..... W ... 4 ..... 1
UNC-Charlotte..... W ... 4 ..... 1
Miami-Ohio..... L ... 1 ..... 4
Miami-Ohio..... L ... 1 ..... 3
Purdue..... L ... 0 ..... 1
Northern Iowa..... W ... 3 ..... 0
Louisiana State..... W ... 4 ..... 2
Eastern Michigan..... W ... 4 ..... 2
Robert Morris..... W ... 4 ..... 1
Penn State..... W ... 3 ..... 0
Central Michigan..... W ... 11 ..... 4
Mississippi..... W ... 4 ..... 2
Umass..... W ... 1 ..... 0
Connecticut..... W ... 6 ..... 4
Connecticut..... W ... 9 ..... 0
North Carolina-\$..... W ... 3 ..... 2
North Carolina-\$..... W ... 7 ..... 6
Youngstown State..... W ... 1 ..... 0
Youngstown State..... W ... 10 ..... 2
vs. Wright State..... W ... 8 ..... 3
vs. Georgia State..... W ... 8 ..... 0
vs. Indiana State..... W ... 6 ..... 1

vs. Utah..... W ... 2 ..... 1
vs. Utah..... L ... 1 ..... 4
West Florida..... W ... 2 ..... 1
West Florida..... W ... 5 ..... 3
Georgia Tech-\$..... W ... 3 ..... 2
Georgia Tech-\$..... W ... 4 ..... 1
Florida..... L ... 3 ..... 8
Florida..... W ... 5 ..... 3
Florida A&M..... L ... 1 ..... 3
Auburn..... W ... 5 ..... 1
Auburn..... W ... 8 ..... 3
at Florida A&M..... W ... 4 ..... 1
at Virginia-\$..... L ... 1 ..... 4
at Virginia-\$..... L ... 0 ..... 3
at Maryland-\$..... L ... 3 ..... 5
at Maryland-\$..... W ... 9 ..... 1

ACC Championship

Maryland..... W ... 1 ..... 0
Virginia..... W ... 10 ..... 0
Virginia..... W ... 2 ..... 1

at South Florida..... W ... 2 ..... 1
at South Florida..... L ... 2 ..... 3

NCAA Midwest Regional

at Oklahoma State..... L ... 0 ..... 4
vs. Stanford..... L ... 0 ..... 1

1999 (40 - 25 - 1, 6 - 2) ACC Champs

OPPONENT ..... W .. FSU OPP
at Georgia Southern..... L ... 1 ..... 3
at Georgia Southern..... W ... 2 ..... 0
at Florida A&M..... L ... 2 ..... 3
vs. Utah State..... W ... 12 ..... 3
vs. Utah..... L ... 1 ..... 5
vs. California..... L ... 0 ..... 4
vs. Nebraska..... L ... 1 ..... 4
vs. UNLV..... W ... 10 ..... 5
Mercer..... W ... 9 ..... 0
Mercer..... W ... 10 ..... 0
at Auburn..... W ... 4 ..... 2
at Auburn..... T ... 0 ..... 0
vs. Colorado State ... W ... 3 ..... 2
vs. Nebraska..... L ... 0 ..... 1
vs. DePaul..... L ... 3 ..... 5
vs. Arizona State..... L ... 0 ..... 2
vs. Colorado State ... L ... 4 ..... 5
Campbell..... W ... 5 ..... 0
Campbell..... W ... 2 ..... 0
vs. Mississippi State... L ... 1 ..... 2
vs. Hofstra..... W ... 6 ..... 5
vs. Michigan..... L ... 0 ..... 5
vs. Florida Atlantic... L ... 4 ..... 8
vs. Georgia..... W ... 5 ..... 0
at South Florida..... L ... 1 ..... 2
Miami-Ohio..... W ... 2 ..... 0
Miami-Ohio..... W ... 6 ..... 2
vs. Western Illinois... L ... 0 ..... 1
vs. Toledo..... W ... 9 ..... 1
vs. Furman..... W ... 2 ..... 0
vs. Maryland..... W ... 2 ..... 0
vs. Central Michigan... L ... 1 ..... 5
Massachusetts..... L ... 1 ..... 2
Massachusetts..... W ... 6 ..... 0
Virginia-\$..... W ... 8 ..... 2
Virginia-\$..... W ... 2 ..... 1
Minnesota..... W ... 5 ..... 0
Minnesota..... W ... 5 ..... 2
Maryland-\$..... W ... 4 ..... 1
Maryland-\$..... L ... 3 ..... 5
Michigan State..... L ... 0 ..... 3
Troy State..... W ... 6 ..... 1
Michigan State..... L ... 4 ..... 5
Troy State..... W ... 7 ..... 0

at Florida A&M..... W ... 2 ..... 1
at Georgia Tech-\$..... W ... 7 ..... 0
at Georgia Tech-\$..... W ... 8 ..... 5
at Georgia..... L ... 0 ..... 5
at Georgia..... W ... 6 ..... 0
at Florida..... L ... 0 ..... 2
at Florida..... W ... 6 ..... 4
at North Carolina-\$... L ... 0 ..... 6
at North Carolina-\$... W ... 8 ..... 3
vs. Florida Atlantic... L ... 0 ..... 1
vs. Southern Miss..... L ... 0 ..... 1
Florida A&M..... W ... 10 ..... 1
Florida A&M..... L ... 3 ..... 8
Fl. International..... W ... 6 ..... 1
Fl. International... W ... 1 ..... 0
vs. UNC-Charlotte... W ... 10 ..... 1
vs. UNC-Charlotte... W ... 12 ..... 5
South Florida..... W ... 2 ..... 1
South Florida..... W ... 5 ..... 1

ACC Championship

vs. North Carolina... W ... 2 ..... 1
vs. Virginia..... W ... 1 ..... 0
vs. Virginia..... W ... 3 ..... 0

2000 (51 - 27, 6 - 2) ACC Champs NCAA Regional

OPPONENT ..... W .. FSU OPP
Georgia Southern..... W ... 8 ..... 0
Georgia Southern..... W ... 6 ..... 1
at Florida A&M..... W ... 9 ..... 0
California-Berkeley... L ... 0 ..... 1
Florida Atlantic..... L ... 2 ..... 3
Florida A&M..... W ... 8 ..... 7
Florida Atlantic..... W ... 2 ..... 0
California-Berkeley... L ... 0 ..... 1
at Mercer..... W ... 7 ..... 0
at Mercer..... W ... 7 ..... 4
at Bethune-Cookman... W ... 9 ..... 0
at Bethune-Cookman... W ... 1 ..... 0
at Stetson..... W ... 2 ..... 0
at Stetson..... W ... 8 ..... 2
vs. Eastern Michigan... W ... 5 ..... 1
at Florida Atlantic... W ... 2 ..... 0
vs. Villanova..... L ... 2 ..... 3
vs. Furman..... W ... 8 ..... 0
vs. Fresno State..... L ... 0 ..... 2
vs. Harvard..... W ... 6 ..... 2
vs. Texas..... L ... 0 ..... 1
vs. Mississippi State... L ... 0 ..... 4
vs. Louisiana-Lafayette... L ... 1 ..... 9
at Pacific..... L ... 2 ..... 5
vs. UCLA..... L ... 0 ..... 3
vs. Mississippi..... L ... 2 ..... 3
vs. Cal-Poly..... L ... 4 ..... 5
at Fresno State..... L ... 1 ..... 2
vs. Illinois State..... W ... 1 ..... 0
vs. Texas Tech..... W ... 3 ..... 0
Princeton..... W ... 4 ..... 3
Princeton..... W ... 2 ..... 0
Troy State..... W ... 2 ..... 1
Miami of Ohio..... W ... 8 ..... 0
Kansas..... L ... 1 ..... 4
Northern Iowa..... W ... 6 ..... 2
Michigan..... L ... 1 ..... 6
Ohio..... W ... 8 ..... 1
Ohio..... W ... 6 ..... 1
vs. Louisiana-Lafayette... L ... 1 ..... 2
at Tenn.-Chattanooga... W ... 1 ..... 0
vs. Wisconsin..... W ... 3 ..... 0
vs. Louisiana-Lafayette... L ... 2 ..... 6
vs. Wisconsin..... W ... 6 ..... 5
at Tenn.-Chattanooga... W ... 2 ..... 1
Georgia Tech-\$..... L ... 1 ..... 2
Georgia Tech-\$..... L ... 2 ..... 8







## YEAR BY YEAR RESULTS

Fla. International.....L.....2.....4  
 Fla. International.....W.....8.....3  
 Univ. of Florida.....W.....6.....3  
 Univ. of Florida.....L.....3.....5  
 Southern Miss.....L.....0.....9  
 Florida A&M.....W.....3.....0  
 Southern Miss.....L.....1.....4  
 Florida A&M.....W.....9.....1  
 at Florida A&M.....W.....7.....0  
 Auburn.....W.....7.....0  
 Auburn.....L.....4.....5  
 North Carolina-\$.....W.....10.....9  
 North Carolina-\$.....W.....5.....4  
 at East Carolina.....W.....1.....0  
 at East Carolina.....W.....7.....0  
 at Campbell.....W.....7.....1  
 at Campbell.....W.....9.....1

### ACC Championship

Maryland.....W.....6.....2  
 Virginia.....L.....2.....4  
 Maryland.....W.....3.....0  
 Virginia.....W.....3.....1  
 Virginia.....W.....2.....0

at Virginia-\$.....W.....3.....2  
 at Virginia-\$.....W.....6.....2  
 at Maryland-\$.....W.....10.....3  
 at Maryland-\$.....W.....3.....2

### NCAA West Regional

vs. Long Beach State.....W.....2.....0  
 vs. Iowa.....W.....4.....1  
 at UCLA.....L.....1.....6  
 vs. Iowa.....W.....4.....2  
 at UCLA.....L.....1.....7

### 2001 (58 - 12, 7 - 1) NCAA Regional

OPPONENT.....FSU OPP  
 at Georgia Southern.....W.....8.....0  
 at Georgia Southern.....W.....4.....0  
 Florida A&M.....W.....1.....0  
 UT-Chattanooga.....W.....4.....1  
 Florida International.....L.....1.....2  
 UT-Chattanooga.....W.....3.....2  
 Florida International.....W.....3.....2  
 Kent State.....L.....4.....8  
 College of Charleston.....W.....8.....0  
 Boston College.....W.....1.....0  
 College of Charleston.....W.....9.....1  
 Boston College.....W.....5.....4  
 Mercer.....W.....4.....0  
 Mercer.....W.....2.....0  
 vs. Illinois.....L.....0.....1  
 at Florida Atlantic.....L.....1.....2  
 vs. Florida A&M.....W.....11.....0  
 vs. Maryland.....W.....5.....3  
 vs. Illinois.....W.....2.....0  
 at Florida Atlantic.....W.....1.....0  
 Central Michigan.....W.....3.....1  
 Northwestern.....W.....2.....1  
 Ball State.....W.....1.....0  
 Northwestern.....W.....8.....2  
 Central Michigan.....W.....2.....0  
 at Florida A&M.....L.....4.....5  
 vs. UC Riverside.....W.....8.....0  
 at San Diego State.....W.....2.....1  
 Nebraska.....L.....0.....3  
 Iowa State.....W.....4.....0  
 Iowa State.....W.....6.....0  
 Syracuse.....W.....3.....2  
 Bethune-Cookman.....W.....3.....2  
 Troy State.....W.....11.....0  
 Connecticut.....W.....8.....0  
 Connecticut.....W.....3.....0  
 Florida A&M.....W.....7.....0  
 at Georgia Tech-\$.....W.....7.....0

at Georgia Tech-\$.....L.....1.....2  
 at Georgia State.....W.....9.....1  
 at Georgia State.....W.....10.....0  
 at North Carolina-\$.....W.....2.....0  
 at North Carolina-\$.....W.....5.....0  
 vs. Florida Atlantic.....W.....5.....4  
 vs. East Carolina.....W.....2.....0  
 at North Carolina.....L.....2.....3  
 at Florida A&M.....W.....6.....0  
 at Jacksonville State.....W.....4.....1  
 at Jacksonville State.....W.....12.....2  
 Florida A&M.....W.....12.....0  
 at Florida.....W.....5.....3  
 at Florida.....W.....3.....1  
 East Carolina.....W.....9.....2  
 East Carolina.....W.....9.....0  
 Virginia-\$.....W.....8.....0  
 Virginia-\$.....W.....10.....2  
 at Troy State.....W.....1.....0  
 at Troy State.....L.....1.....2  
 Maryland-\$.....W.....5.....0  
 Maryland-\$.....W.....10.....1

### ACC Championship

vs. Maryland.....W.....1.....1  
 vs. North Carolina.....L.....0.....2  
 vs. Maryland.....W.....4.....0  
 vs. North Carolina.....L.....1.....4

### NCAA Tallahassee Regional

Bethune-Cookman.....W.....6.....2  
 Florida.....W.....6.....2  
 California.....L.....0.....1  
 Florida Atlantic.....W.....2.....0  
 California.....W.....2.....1  
 California.....L.....1.....2

### 2002 (55 - 20, 6 - 0) NCAA Regional College World Series

OPPONENT.....FSU OPP  
 Georgia Southern.....W.....7.....0  
 Georgia Southern.....W.....4.....0  
 at Mercer.....W.....2.....0  
 at Mercer.....W.....2.....1  
 Florida Atlantic.....L.....2.....4  
 Washington.....L.....4.....6  
 South Carolina.....L.....0.....4  
 Louisville.....W.....4.....1  
 Georgia.....L.....2.....3  
 Syracuse.....W.....6.....3  
 Penn St.....W.....4.....0  
 Maryland.....W.....2.....1  
 St Johns.....W.....8.....3  
 vs. Texas Tech.....L.....1.....4  
 at New Mexico State.....W.....5.....0  
 vs. Dayton.....W.....5.....0  
 at New Mexico State.....W.....1.....0  
 vs. Dayton.....W.....12.....0  
 vs. Texas Tech.....L.....7.....8  
 at Florida A&M.....W.....7.....3  
 Kansas.....W.....5.....4  
 Texas.....W.....1.....0  
 Mississippi St.....L.....0.....2  
 Pittsburgh.....W.....7.....0  
 Middle Tenn St.....W.....2.....1  
 Iowa St.....W.....7.....0  
 Auburn.....W.....5.....4  
 Michigan.....L.....0.....1  
 Massachusetts.....L.....2.....3  
 Southern Ill.....W.....2.....1  
 vs. Oklahoma.....W.....1.....0  
 vs. Rutgers.....W.....5.....1  
 at CS-Fullerton.....L.....1.....8  
 vs. Depaul.....W.....11.....5  
 vs. Washington.....W.....3.....2  
 vs. Texas.....L.....2.....4

Maine.....W.....6.....2  
 Maine.....W.....1.....0  
 vs. Campbell.....W.....8.....0  
 vs. UNC Greensboro.....W.....3.....1  
 vs. Princeton.....W.....5.....1  
 vs. Ohio St.....L.....1.....2  
 vs. UCF.....W.....10.....2  
 vs. Troy St.....L.....2.....4  
 at Florida A&M.....W.....2.....1  
 Florida A&M.....W.....6.....0  
 Florida A&M.....W.....18.....3  
 UAB.....W.....9.....0  
 UAB.....W.....5.....3  
 Georgia Tech-\$.....W.....7.....3  
 Georgia Tech-\$.....W.....4.....2  
 Florida.....L.....1.....7  
 Florida.....W.....6.....1  
 North Carolina-\$.....W.....7.....6  
 North Carolina-\$.....W.....9.....5  
 Jacksonville St.....W.....3.....0  
 Jacksonville St.....W.....6.....1  
 at Virginia-\$.....W.....4.....0  
 at Virginia-\$.....W.....6.....3  
 Troy St.....W.....7.....2  
 Troy St.....W.....9.....1  
 Florida Atlantic.....W.....3.....2  
 Florida Atlantic.....L.....0.....5

### ACC Championship

UNC.....W.....3.....2  
 Georgia Tech.....L.....0.....2  
 UNC.....L.....2.....5

### NCAA Tallahassee Regional

Auburn.....W.....2.....1  
 Georgia Tech.....L.....0.....7  
 Georgia Tech.....W.....3.....2  
 Georgia Tech.....W.....6.....1

### College World Series

vs. UCLA.....W.....2.....1  
 vs. Cal.....L.....0.....1  
 vs. Nebraska.....W.....4.....3  
 vs. Arizona.....L.....2.....6

### 2003 (46 - 33, 8 - 0) ACC Champs NCAA Regional

OPPONENT.....FSU OPP  
 at Georgia Southern.....W.....7.....2  
 at Georgia Southern.....L.....1.....2  
 Auburn.....W.....8.....0  
 Auburn.....W.....3.2 (10)  
 Oregon.....L.....1.....3  
 Florida A&M.....W.....13.....2  
 Georgia.....L.....4.5 (8)  
 SE Louisiana.....W.....4.....1  
 Middle Tenn. State.....W.....11.....0  
 Iowa State.....W.....3.....1  
 Middle Tenn. State.....W.....6.....3  
 Iowa State.....W.....6.....2  
 at FAMU.....W.....5.....0  
 vs. Pacific.....W.....8.....1  
 vs. Oregon State.....L.....0.....2  
 vs. UMass.....L.....1.....2  
 Mercer.....W.....11.....0  
 Mississippi State.....L.....1.....3  
 Syracuse.....W.....6.....1  
 Pittsburgh.....W.....7.....1  
 at Troy.....W.....8.....3  
 at Troy.....W.....7.....1  
 Rutgers.....W.....6.....0  
 Winthrop.....W.....1.....0

Penn St.....L.....3.4 (11)  
 vs. Long Beach State.....W.....4.....0  
 vs. Arizona.....L.....0.....2  
 vs. UL-Lafayette.....L.....0.....3  
 vs. Princeton.....W.....5.....1  
 vs. Boston.....W.....2.1 (10)  
 vs. Middle Tenn. State.....W.....5.....0  
 vs. Georgia State.....W.....4.3 (8)  
 Maryland-\$.....W.....6.....2  
 Maryland-\$.....W.....3.2 (10)  
 at FAMU.....W.....9.....2  
 at Elon.....W.....6.....0  
 at Elon.....W.....6.....0  
 at North Carolina-\$.....W.....1.....0  
 at North Carolina-\$.....W.....4.....0  
 UCF.....W.....2.1 (9)  
 UCF.....W.....2.....0  
 at Furman.....W.....6.....0  
 at Furman.....W.....12.....0  
 Florida A&M.....W.....8.....0  
 Jacksonville.....W.....9.....0  
 Jacksonville.....W.....2.....0  
 at Florida.....W.....5.....0  
 at Florida.....W.....7.....3  
 Virginia-\$.....W.....5.....0  
 Virginia-\$.....W.....12.....1  
 at Georgia Tech-\$.....W.....4.....0  
 at Georgia Tech-\$.....W.....6.....0

### ACC Championship

Virginia.....W.....10.....1  
 Georgia Tech.....W.....5.....3  
 Virginia.....W.....10.....2

### NCAA Gainesville Regional

vs. Texas-Arlington.....L.....0.....1  
 vs. Oregon St.....L.....1.....2

### 2004 (62 - 12, 9 - 1) ACC Champs NCAA Regional College World Series

OPPONENT.....FSU OPP  
 Illinois State.....W.....11.....3  
 Louisville.....W.....8.....0  
 Minnesota.....W.....3.....0  
 FAMU.....W.....9.....1  
 at Mercer.....W.....5.....1  
 at Mercer.....W.....8.....2  
 S. Mississippi.....W.....5.....1  
 S. Mississippi.....W.....9.....1  
 Georgia Southern.....W.....8.....0  
 Georgia Southern.....W.....4.....0  
 at Jacksonville.....W.....3.....2  
 at Jacksonville.....L.....1.....2  
 Florida A&M.....W.....8.....0  
 vs. Army.....W.....10.....0  
 vs. Texas.....W.....2.....1  
 vs. Washington.....W.....7.....1  
 vs. Oklahoma.....W.....3.....2  
 vs. South Carolina.....W.....3.....1  
 vs. Louisiana State.....L.....3.....4  
 Penn State.....W.....8.....0  
 Rhode Island.....W.....11.....0  
 LA-Lafayette.....L.....0.....1  
 St John's.....W.....7.....4  
 Connecticut.....W.....8.....0  
 Connecticut.....W.....7.....4  
 Notre Dame.....W.....4.....3  
 Texas A&M.....W.....8.....0  
 Robert Morris.....W.....9.....1  
 St Joeseph's.....W.....7.....0  
 Central Michigan.....W.....9.....0  
 St Joeseph's.....W.....14.....0  
 Michigan.....W.....1.....0  
 Troy State.....W.....11.....2  
 Troy State.....W.....6.....2

vs. Arizona State.....W.....1.....0  
 vs. Nebraska.....L.....0.....1  
 vs. UNLV.....W.....2.....1  
 vs. Fresno State.....W.....3.....0  
 at CS-Fullerton.....W.....3.....0  
 Florida Intl.....W.....5.....1  
 Florida Intl.....W.....11.....0  
 at Florida A&M.....W.....12.....0  
 Georgia Tech-\$.....W.....4.....0  
 Georgia Tech-\$.....W.....2.....1  
 at Florida A&M.....W.....12.....0  
 Florida.....W.....2.....0  
 at UCF.....W.....2.....1  
 at UCF.....W.....3.....2  
 Florida A&M.....W.....12.....0  
 at Virginia-\$.....L.....1.....0  
 at Virginia-\$.....L.....4.....5  
 Maryland-\$.....W.....7.....0  
 Maryland-\$.....W.....2.....1  
 North Carolina-\$.....W.....1.....0  
 North Carolina-\$.....W.....5.....0  
 NC State-\$.....W.....8.....0  
 NC State-\$.....W.....4.....0  
 at Auburn.....L.....0.....1  
 at Auburn.....W.....4.....0  
 at Michigan.....L.....1.....2  
 at Michigan.....L.....0.....1  
 at Eastern Michigan.....W.....2.....0  
 at Eastern Michigan.....L.....5.....6

### ACC Championship

at Georgia Tech.....W.....3.....2  
 at North Carolina.....W.....8.....0  
 at Georgia Tech.....W.....3.....1

### NCAA Tallahassee Regional

vs. Long Island.....W.....4.....0  
 vs. Cal St Northridge.....W.....1.....0  
 vs. Oregon.....W.....5.....4  
 vs. Oregon.....L.....0.....1  
 vs. Oregon.....W.....2.....0

### College World Series

vs. California.....L.....2.....4  
 vs. Washington.....W.....2.....0  
 vs. Louisiana State.....L.....1.....2

### 2005 (35 - 28, 11 - 6) NCAA Regional

OPPONENT.....FSU OPP  
 at FAMU.....W.....5.....2  
 at FAMU.....L.....7.....10  
 Missouri.....L.....2.3 (9)  
 Nicholls State.....W.....2.....0  
 Nicholls State.....W.....7.....3  
 Missouri.....L.....3.....6  
 at Georgia Southern.....L.....0.....1  
 at Georgia Southern.....W.....3.....0  
 South Carolina.....W.....4.....2  
 Syracuse.....W.....5.4 (8)  
 SE Louisiana.....W.....6.....0  
 Syracuse.....L.....1.....2  
 vs. Lehigh.....W.....5.....1  
 vs. Michigan State.....W.....4.....1  
 vs. Oklahoma.....L.....0.....3  
 vs. Fresno State.....W.....2.....0  
 Maine.....L.....0.....1  
 Maine.....W.....5.....2  
 at North Carolina-\$.....W.....2.....0  
 at North Carolina-\$.....W.....6.....3  
 at North Carolina-\$.....L.....2.....3  
 at NC State-\$.....W.....5.....2  
 at NC State-\$.....L.....1.....2  
 Iowa State.....W.....1.....0  
 Saint Joseph's.....W.....4.....0  
 Radford.....W.....4.....0  
 Eastern Kentucky.....W.....13.....5





YEAR BY YEAR RESULTS

Southern Illinois .....L.....0.....4
vs. Texas .....L.....2.....7
vs. Long Beach State.....W.....5.....1
vs. Arizona.....L.....0.....6
vs. Syracuse.....L.....3.....4
at Georgia Tech-\$.....L.....0.....2
at Georgia Tech-\$.....L.....1.....3
at Georgia Tech-\$.....L.....0.....5
Jacksonville.....L.....2.....5
Jacksonville.....W.....11.....0
Virginia Tech-\$.....W.....4.....2
Virginia Tech-\$.....W.....3.....2
Virginia Tech-\$.....W.....5.....2
UCF.....L.....1.....2
UCF.....W.....1.....0
Maryland-\$.....W.....1.....0
Maryland-\$.....L.....2.....7
Maryland-\$.....W.....2.....0
FAMU.....W.....4.....1
FAMU.....W.....5.....1
Virginia-\$.....W.....5.....3
Virginia-\$.....W.....4.....0
Virginia-\$.....W.....3.....2
at Troy.....L.....3.....5
at Troy.....L.....1.....3
at Florida.....L.....4.....7
at Florida.....L.....0.....2
at BYU.....W.....12.....3
at BYU.....L.....2.....5
at Utah.....L.....5.....8

ACC Championship

vs. Virginia Tech.....L.....2.....3
at Maryland.....L.....0.....2

NCAA Auburn Regional

at Auburn.....W.....5.....0
vs. Baylor.....L.....5.....8
at Auburn.....W.....2.....0
vs. Baylor.....L.....3.....5

2006 (44-30, 10-10) NCAA Super Regional

OPPONENT ..... FSU OPP
Louisville .....L.....3.....12
Samford .....W.....7.....2
Nicholls State.....W.....11.....3
Georgia Southern.....W.....3.....2
Georgia Southern.....W.....10.....2
South Carolina.....W.....4.....3
Iowa State.....W.....5.....0
South Carolina.....L.....2.....4
Iowa State.....W.....9.....1
at Jacksonville.....W.....8.....1
at Jacksonville.....L.....1.....2
vs. LA-Lafayette.....L.....0.....14
vs. Tennessee.....L.....0.....1
at Florida A&M.....W.....5.....2
Michigan.....L.....0.....9
Michigan.....L.....3.....6
Western Michigan.....W.....2.....1
Maryland.....W.....6.....5
Michigan.....L.....0.....5
Connecticut.....W.....8.....2
Connecticut.....W.....1.....0
Connecticut.....W.....5.....2 (9)
Kent State.....L.....2.....4
Western Illinois.....W.....11.....6
Georgia State.....W.....5.....2
Florida A&M.....W.....5.....3
St. John's.....W.....7.....2
North Carolina-\$.....W.....2.....1
North Carolina-\$.....L.....3.....5
North Carolina-\$.....L.....1.....3
at CS-Fullerton.....L.....1.....6
vs. Arizona State.....W.....1.0 (10)
vs. Notre Dame.....L.....0.....1

vs. Michigan .....L.....3.....11
Florida International.....W.....3.....1
Florida International.....W.....8.....0
Boston College-\$.....L.....5.....7
Boston College-\$.....W.....8.....0
Boston College-\$.....W.....7.....5
Florida A&M.....W.....9.....3
Auburn.....L.....2.....7
Georgia Tech-\$.....W.....9.....1
Georgia Tech-\$.....L.....3.....8
Georgia Tech-\$.....W.....7.....4
at Florida A&M.....L.....0.....4
Florida.....W.....4.....0
Florida.....W.....6.....5 (8)
at Virginia-\$.....L.....0.....1
at Virginia-\$.....W.....8.....5
Florida A&M.....W.....9.....3
NC State-\$.....L.....0.....2
NC State-\$.....L.....5.....6
NC State-\$.....W.....2.....0
Troy.....W.....4.....3
Troy.....L.....2.....4
at Virginia Tech-\$.....L.....0.....2
at Virginia Tech-\$.....L.....2.....10
at Virginia Tech-\$.....W.....9.....6
at UCF.....W.....2.....0
at UCF.....W.....8.....2
at Maryland-\$.....L.....4.....6
at Maryland-\$.....W.....4.....1
at Maryland-\$.....W.....8.....4

ACC Tournament

Georgia Tech.....W.....10.....1
NC State.....W.....6.....0
Georgia Tech.....L.....3.....4
Georgia Tech.....W.....7.....4
NC State.....L.....1.....4

NCAA Athens Regional

vs. Coastal Carolina...W.....7.....1
at Georgia.....W.....3.....2
at Georgia.....L.....1.....3
at Georgia.....W.....2.....0

NCAA Tempe Super Regional

at Arizona State.....L.....1.....6
at Arizona State.....L.....5.....1

2007 (44-25, 13-7) NCAA Regional

OPPONENT ..... FSU OPP
Samford .....W.....13... 5(5)
FAMU.....W.....5.....0
Radford.....W.....2.....1
Samford.....W.....8... 0(6)
at Georgia Southern.....W.....11.....2
Jacksonville.....W.....10... 2(5)
Kansas.....L.....0.....1
South Carolina.....W.....8.....3
Memphis.....W.....8... 0(6)
vs. Nebraska.....W.....2... 1(9)
vs. Mississippi St.....W.....4.....2
vs. Tennessee Tech.....W.....9... 8(8)
vs. Seton Hall.....W.....4.....2
Southern Illinois.....L.....1.....4
Michigan.....L.....3.....4
Michigan.....L.....2.....3
at North Carolina St.....L.....3.....6
at North Carolina St.....W.....4.....0
at North Carolina St.....L.....2.....4
Syracuse.....W.....8.....0
Georgia St.....W.....6.....2
Appalachian St.....W.....4.....2
Maine.....W.....9... 1(5)
FAMU.....W.....9.....4
Southern Illinois.....W.....6.....0
Georgia.....L.....1.....2

Southern Mississippi.....W.....2.....0
Southern Mississippi.....W.....6.....1
vs. Washington.....W.....3.....1
vs. Cal State Northridge.....L.....3.....4
vs. Michigan.....L.....2.....4
vs. North Carolina St.....L.....2.....3
at Cal State Fullerton.....L.....3.....4
at FAMU.....W.....8.....0
Virginia Tech.....L.....0.....1
Virginia Tech.....W.....10.....2
UCF.....L.....0.....1(12)
UCF.....W.....8.....3
Maryland.....W.....4.....2(14)
Maryland.....W.....6.....0
Maryland.....W.....8... 0(5)
at Florida.....L.....1.....5
at Florida.....L.....3.....4
at Georgia Tech.....W.....8.....0
at Georgia Tech.....L.....1... 9(8)
at Georgia Tech.....L.....6.....7
FAMU.....W.....9... 1(5)
at Boston College.....W.....9.....0
at Boston College.....W.....6.....3
Jacksonville.....W.....8.....0
Jacksonville.....W.....3.....0
Virginia.....W.....8.....2
Virginia.....W.....4.....2
Virginia.....W.....8.....0
at North Carolina.....L.....3.....4
at North Carolina.....W.....3.....2
at North Carolina.....W.....6.....3
at Troy.....W.....5.....3
at Troy.....W.....4.....2
North Florida.....W.....5.....0
North Florida.....W.....2.....1
at Auburn.....L.....2.....7

ACC Tournament

vs. North Carolina...W.....8... 0(5)
vs. Virginia Tech.....L.....0.....4
vs. Maryland.....W.....7.....4
vs. Georgia Tech.....L.....3.....6

NCAA Tuscaloosa Regional

vs. California.....L.....6.....13
at Alabama.....L.....3.....6

2008 (38-28, 12-9) NCAA Regional

OPPONENT ..... FSU OPP
Southern Miss.....W.....11.....3
Louisville.....L.....3.....4
Troy.....L.....1.....3
Louisville.....W.....6.....4
at Florida A&M.....W.....9.....1
Jacksonville.....L.....2.....5
Bethune Cookman...W.....14.....3
Michigan State.....L.....2.....3
UAB.....W.....4.....1
at Jacksonville.....W.....10.....0
at Jacksonville.....W.....3.....1
North Carolina.....W.....2.....0
North Carolina.....L.....1.....5
North Carolina.....L.....4.....7
Troy.....L.....0.....3
Troy.....W.....3.....2
vs. UMASS.....W.....6.....0
vs. Hofstra.....W.....1.....0
vs. Tennessee.....L.....5.....8
vs. Texas A&M.....L.....0.....7
vs. Iowa.....W.....2.....0
Appalachian State.....W.....2.....0
Connecticut.....W.....7.....0
Georgia State.....W.....1.....0
Georgia State.....W.....3.....0
Connecticut.....W.....2.....1

Connecticut.....W.....2.....1
at Virginia.....W.....9.....1
at Virginia.....W.....8.....3
at Virginia.....W.....5.....1
Lipscomb.....W.....5.....1
Lipscomb.....W.....11.....3
vs Arizona State.....W.....3.....2
vs Long Beach State.....L.....2.....6
vs Arizona.....L.....2.....13
vs Washington.....L.....3.....4
at Cal State Fullerton.....W.....4.....1
Georgia Southern.....W.....8.....0
Georgia Southern.....W.....4.....3
Boston College.....W.....1.....0
Boston College.....L.....1.....6
Boston College.....W.....6.....0
Florida A&M.....W.....18.....0
at Maryland.....L.....1.....3
at Maryland.....W.....3.....0
at Maryland.....L.....3.....4
at UCF.....L.....0.....2
at UCF.....L.....1.....4
Georgia Tech.....L.....2.....5
Georgia Tech.....W.....10.....2
Georgia Tech.....L.....2.....6
Florida.....L.....1.....6
Florida.....L.....4.....14
Virginia Tech.....L.....0.....3
Virginia Tech.....L.....1.....3
Virginia Tech.....W.....2.....0
NC State.....W.....1.....0
NC State.....W.....4.....3
NC State.....W.....10.....1
at Michigan.....L.....2.....6
at Michigan.....L.....4.....8

ACC Tournament

vs Boston College...W.....5.....1
vs Virginia Tech.....L.....0.....2

NCAA Tuscaloosa Regional

vs Jacksonville St.....L.....3.....4
vs Chattanooga.....W.....5.....3
vs Jacksonville St.....L.....1.....10

2009 (44-16, 17-4) NCAA Regional

OPPONENT ..... FSU OPP
vs Iowa.....W.....6.....0
at Texas.....L.....2.....3
vs Stephan F Austin.....W.....10.....5
FAMU.....W.....6.....4
FAMU.....W.....5.....0
App. State.....W.....6.....0
Miami (OH).....W.....10.....2
Purdue.....W.....8.....0
Mississippi State.....L.....5.....4
South Alabama.....W.....6.....1
East Carolina.....L.....2.....1
Indiana.....W.....7.....0
UC Riverside.....W.....13.....2
Michigan.....W.....6.....5
Bethune-Cookman...W.....3.....2
Troy.....W.....2.....0
Liberty.....W.....11.....3
Mid Tennessee St...W.....6.....1
at North Carolina.....L.....0.....1
at North Carolina.....W.....6.....2
at North Carolina.....W.....4.....1
vs Washington.....L.....1.....4
vs Oklahoma.....L.....1.....3
vs Fresno State.....L.....0.....1
vs Bowling Green...W.....3.....0
vs Texas.....W.....2.....0
Jacksonville.....W.....4.....0
Jacksonville.....W.....10.....0
at North Florida.....W.....7.....0

at North Florida.....L.....3.....5
at FAMU.....W.....5.....1
at Georgia Tech.....L.....3.....8
at Georgia Tech.....L.....0.....3
at Georgia Tech.....W.....5.....4
Virginia Tech.....W.....6.....0
Virginia Tech.....W.....3.....2
Virginia Tech.....L.....0.....2
Troy.....W.....8.....0
Troy.....W.....1.....0
at Florida.....L.....3.....4
Maryland.....W.....1.....0
Maryland.....W.....8.....0
Maryland.....W.....1.....0
at NC State.....W.....10.....1
at NC State.....W.....1.....0
at NC State.....W.....1.....0
Virginia.....W.....3.....1
Virginia.....W.....12.....4
Virginia.....W.....5.....1
at Boston College.....W.....2.....0
at Boston College.....W.....1.....0
at Boston College.....W.....4.....0

ACC Tournament

vs Boston College...W.....2.....0
vs North Carolina...W.....4.....1
vs Georgia Tech.....L.....1.....3

NCAA Tallahassee Regional

vs Oklahoma State...L.....0.....1
vs Mississippi State...W.....5.....0
vs Oklahoma State...L.....0.....1

2010 (44-18, 12-9) NCAA Regional

OPPONENT ..... FSU OPP
Southern Miss.....L.....1.....2
Bowling Green.....W.....9.....0
Iona.....W.....9.....1
Mercer.....W.....2.....1
Bowling Green.....W.....8.....1
at Florida A&M.....W.....9.....2
Coastal Carolina.....W.....4.....0
South Dakota State...W.....12.....0
Gardner-Webb.....W.....7.....0
Gardner-Webb.....W.....5.....0
South Dakota State...W.....6.....0
at Jacksonville.....W.....8.....0
vs Illinois.....L.....3.....4
vs Southern Illinois...W.....9.....1
vs Miss. Valley State..W.....8.....3
vs Hofstra.....W.....8.....0
vs. Kent State.....W.....6.....0
vs Eastern Michigan..W.....8.....0
at Florida Atlantic...W.....6.....3
vs Connecticut.....W.....5.....4
vs Michigan State...W.....3.....1
vs Miami.....W.....4.....0
vs Michigan State...W.....7.....0
North Carolina.....L.....0.....5
North Carolina.....W.....2.....1
North Carolina.....L.....4.....5
FIU.....W.....8.....3
FIU.....W.....7.....2
Auburn.....L.....0.....1
vs Texas Tech.....L.....1.....2
vs Long Island.....W.....6.....0
vs Northern Illinois..W.....7.....1
vs Syracuse.....W.....3.....0
at Georgia.....W.....4.....3
Boston College.....W.....4.....0
Boston College.....W.....6.....0
Boston College.....W.....11.....3
at Maryland.....W.....2.....0
at Maryland.....W.....3.....2
at Maryland.....L.....2.....6





## YEAR BY YEAR RESULTS

at Central Florida..... W.... 6.....1  
 N.C. State..... W.... 4.....2  
 N.C. State..... W.... 5.....0  
 N.C. State..... L.... 1.....3  
 Florida..... L.... 4.....8  
 Florida..... L.... 2.....9  
 at Virginia Tech ..... L.... 7.....8  
 at Virginia Tech ..... L.... 4.....5  
 at Virginia Tech ..... W.... 3.....1  
 at South Alabama ..... W.... 2.....0  
 Georgia Tech..... L.... 1.....14  
 Georgia Tech..... W.... 6.....2  
 Georgia Tech..... L.... 2.....5  
 at Virginia ..... L.... 1.....2  
 at Virginia ..... W.... 9.....6  
 at Virginia ..... W.... 2.....1

### ACC Tournament

vs Maryland..... W.... 3.....0  
 at Virginia Tech ..... W.... 5.....3  
 vs Georgia Tech..... L.... 4.....8

### NCAA Athens Regional

vs Radford..... W.... 10.....1  
 at Georgia..... L.... 2.....5  
 vs Radford..... L.... 2.....3

**2011**  
**(32-28, 9-11)**  
 ACC Champs  
 NCAA Regional

OPPONENT ..... FSU OPP  
 UNCG ..... L.... 0.....1  
 St. John's ..... L.... 5.....11  
 Hofstra..... W.... 5.....1  
 UNCG ..... W.... 13.....3  
 Hofstra..... L.... 0.....2  
 Florida A&M..... W.... 8.....5  
 Georgia Southern..... W.... 6.....4  
 Middle Tennessee..... W.... 10.....3  
 Middle Tennessee..... W.... 11.....1  
 Kentucky ..... W.... 2.....0  
 Kentucky ..... L.... 2.....7  
 vs. BYU..... W.... 6.....4  
 vs. Oregon State ..... L.... 5.....6  
 vs. Northwestern..... L.... 0.....3  
 vs. Long Beach State..... W.... 4.....1  
 vs. San Diego State..... L.... 2.....10  
 Wisconsin..... W.... 7.....1  
 Utah..... L.... 4.....5  
 Utah..... W.... 7.....3  
 Wisconsin..... W.... 9.....0  
 at Auburn ..... L.... 3.....5  
 vs. Mississippi State..... L.... 8.....9  
 at Alabama..... L.... 0.....8  
 vs. Mississippi State..... L.... 7.....8  
 at Alabama..... L.... 2.....9  
 South Alabama ..... W.... 6.....0  
 at N.C. State ..... W.... 3.....2  
 at N.C. State ..... L.... 2.....4  
 at N.C. State ..... W.... 7.....2  
 at Florida A&M ..... W.... 9.....2  
 at North Carolina..... L.... 0.....1  
 at North Carolina..... L.... 2.....3  
 at North Carolina..... L.... 0.....4  
 Virginia Tech..... W.... 1.....0  
 Virginia Tech..... L.... 1.....2  
 Virginia Tech..... L.... 3.....4  
 at UCF..... L.... 1.....2  
 Virginia..... W.... 8.....0  
 Virginia..... L.... 1.....2  
 Virginia..... W.... 6.....1  
 Mercer..... W.... 5.....4  
 Mercer..... W.... 3.....0  
 North Florida..... W.... 9.....7  
 North Florida..... W.... 6.....1  
 at Boston College..... W.... 7.....1  
 at Boston College..... W.... 11.....4

Maryland..... L.... 0.....1  
 Maryland..... L.... 4.....7  
 Maryland..... W.... 5.....0  
 at Florida..... L.... 0.....1  
 at Georgia Tech ..... L.... 3.....11  
 at Georgia Tech ..... L.... 2.....7  
 at Georgia Tech ..... W.... 9.....4

### ACC Tournament

vs Virginia Tech..... W.... 9.....2  
 vs Virginia..... W.... 12.....5  
 vs North Carolina ..... W.... 4.....1

### NCAA Athens Regional

vs UAB..... L.... 0.....2  
 vs Georgia State..... W.... 6.....1  
 vs UAB..... W.... 13.....1  
 at Georgia..... L.... 2.....10



## SERIES RECORDS

### ADELPHI: (FSU LEADS 5-1)

Home: 2-0...Away: 0-0...Neutral: 3-1  
1985.....L.....0-2.....N  
1987.....W.....1-0 (9).....N\*  
.....W.....3-1 (13).....N\*  
1990.....W.....4-0.....H  
1992.....W.....12-2.....N  
.....W.....5-0.....H

### ALABAMA: (ALABAMA LEADS 4-2)

Home: 0-0...Away: 1-4...Neutral: 1-0  
1997.....W.....2-0.....A  
.....L.....5-6.....A  
1998.....W.....4-1.....N  
2007.....L.....3-6.....A\*  
2011.....L.....0-8.....A  
.....L.....2-9.....A

### ALABAMA - BIRMINGHAM: (FSU LEADS 4-1)

Home: 3-0...Away: 0-0...Neutral: 0-0  
2002.....W.....9-0.....H  
.....W.....5-3.....H  
.....W.....4-1.....H  
2011.....L.....0-2.....N\*  
.....W.....13-1.....N\*

### APPALACHIAN STATE: (FSU LEADS 3-0)

Home: 2-0...Away: 0-0...Neutral: 1-0  
2007.....W.....4-2.....N  
2008.....W.....2-0.....H  
2009.....W.....6-0.....H

### ARIZONA: (ARIZONA LEADS 11-0)

Home: 0-0...Away: 0-2...Neutral: 0-9  
1991.....L.....0-8.....A  
1992.....L.....0-2.....N  
1995.....L.....1-7.....A  
.....L.....0-15.....N\*  
1996.....L.....4-8.....N  
.....L.....6-9.....N\*  
.....L.....3-10.....N\*  
2002.....L.....2-6 (11).....N%  
2003.....L.....0-2.....N  
2005.....L.....0-6.....N  
2008.....L.....2-13.....N

### ARIZONA STATE: (ASU LEADS 6-4)

Home: 0-0...Away: 0-2...Neutral: 4-4  
1986.....L.....0-2.....N  
1989.....L.....3-7 (9).....N  
.....W.....3-2.....N  
1998.....L.....1-6.....N  
1999.....L.....0-2.....N  
2004.....W.....1-0.....N  
2006.....W.....1-0 (10).....N  
.....L.....1-6.....A^  
.....L.....1-5.....A^  
2008.....W.....3-2.....N

### ARKANSAS: (FSU LEADS 1-0)

Home: 0-0...Away: 0-0...Neutral: 1-0  
1997.....W.....4-0.....N

### ARMY: (FSU LEADS 1-0)

Home: 0-0...Away: 0-0...Neutral: 1-0  
2004.....W.....10-0.....N

### AUBURN: (FSU LEADS 12-7-1)

Home: 5-3...Away: 5-4-1...Neutral: 2-0  
1997.....W.....2-0.....A  
.....L.....1-2.....A  
1998.....W.....5-1.....H  
.....W.....8-3.....H  
1999.....W.....4-2.....A  
.....T.....0-0.....A  
2000.....W.....7-0.....H  
.....L.....4-5.....H

2002.....W.....5-4.....N  
.....W.....2-1.....N\*  
2003.....W.....8-0.....H  
.....W.....3-2(10).....H  
2004.....L.....1-0.....A  
.....W.....4-0.....A  
2005.....W.....5-0.....A\*  
.....W.....2-0.....A\*  
2006.....L.....2-7.....H  
2007.....L.....2-7.....A  
2010.....L.....0-1 (9).....H  
2011.....L.....3-5.....A

### AUSTIN PEAY: (FSU LEADS 1-0)

Home: 0-0...Away: 0-0...Neutral: 1-0  
1990.....W.....5-1.....N

### BALL STATE: (FSU LEADS 8-0-1)

Home: 4-0...Away: 0-0...Neutral: 4-0-1  
1985.....T.....0-0.....N  
1986.....W.....4-0.....H  
.....W.....3-2.....H  
1991.....W.....5-0.....H  
1992.....W.....2-0.....N  
.....W.....9-0.....N  
1996.....W.....4-2.....N  
1997.....W.....4-0.....N  
2001.....W.....1-0.....H

### BAYLOR: (BAYLOR LEADS 2-4)

Home: 0-0...Away: 0-0...Neutral: 2-4  
1984.....L.....2-3.....N  
1985.....L.....4-5.....N  
1987.....W.....10-0.....N  
.....W.....8-1.....N  
2005.....L.....5-9.....N\*  
.....L.....3-5.....N\*

### BETHUNE-COOKMAN: (FSU LEADS 6-0)

Home: 3-0...Away: 2-0...Neutral: 1-0  
2000.....W.....9-0.....A  
.....W.....1-0.....A  
2001.....W.....3-2.....H  
.....W.....6-2.....N\*  
2008.....W.....14-3.....H  
2009.....W.....3-2.....H

### BOSTON COLLEGE: (FSU LEADS 18-2)

Home: 9-2...Away: 7-0...Neutral: 2-0...ACC:14-2  
2001.....W.....1-0.....H  
.....W.....5-4.....H  
2006.....L.....5-7.....HS  
.....W.....8-0 (6).....HS  
.....W.....7-5.....HS  
2007.....W.....9-0.....AS  
.....W.....6-3.....AS  
2008.....W.....1-0.....HS  
.....L.....1-6.....HS  
.....W.....6-0.....HS  
.....W.....5-1.....N#  
2009.....W.....2-0.....AS  
.....W.....1-0.....AS  
.....W.....4-0.....AS  
.....W.....2-0.....N#  
2010.....W.....4-0.....HS  
.....W.....6-0.....HS  
.....W.....11-3.....HS  
2011.....W.....7-1.....AS  
.....W.....11-4.....AS

### BOSTON UNIVERSITY: (FSU LEADS 1-0)

Home: 0-0...Away: 0-0...Neutral: 1-0  
2003.....W.....2-1 (9).....N

### BOWLING GREEN: (FSU LEADS 9-0)

Home: 8-0...Away: 0-0...Neutral: 1-0  
1987.....W.....4-0.....H  
.....W.....12-2.....H  
.....W.....3-1.....H  
1991.....W.....2-0.....H  
.....W.....9-0.....H  
1992.....W.....4-0.....H  
2009.....W.....3-0.....N

2010.....W.....9-0.....H  
.....W.....8-1.....H

### BRADLEY: (FSU LEADS 9-0)

Home: 8-0...Away: 0-0...Neutral: 1-0  
1985.....W.....2-0.....H  
.....W.....3-1.....H  
.....W.....1-0.....H  
1987.....W.....2-0.....N  
1991.....W.....2-0.....H  
1992.....W.....3-2.....H  
1996.....W.....4-1.....H  
.....W.....7-2.....H  
1997.....W.....4-0.....H

### BRIGHAM YOUNG: (FSU LEADS 2-1)

Home: 0-0...Away: 1-1...Neutral: 1-0  
2005.....W.....12-3.....A  
.....L.....2-5.....A  
2011.....W.....6-4.....N

### BROWN: (FSU LEADS 2-0)

Home: 2-0...Away: 0-0...Neutral: 0-0  
1985.....W.....14-0.....H  
.....W.....14-2.....H

### CALIFORNIA: (CAL LEADS 11-1)

Home: 0-2...Away: 0-0...Neutral: 1-9  
1991.....L.....0-4.....N  
1992.....L.....0-3.....N%  
1998.....L.....1-4.....N  
1999.....L.....0-4.....N  
2000.....L.....0-1.....H  
.....L.....0-1.....H  
2001.....L.....0-1.....H  
.....W.....2-1.....H  
.....L.....1-2 (10).....H  
2002.....L.....0-1.....N%  
2004.....L.....4-2.....N%  
2007.....L.....6-13.....N

### CAL-POLY: (SERIES TIED 1-1)

Home: 0-0...Away: 0-0...Neutral: 1-1  
1993.....W.....1-0.....N  
2000.....L.....4-5.....N

### CALIFORNIA-RIVERSIDE: (FSU LEADS 2-0)

Home: 1-0...Away: 0-0...Neutral: 1-0  
2001.....W.....8-0.....N  
2009.....W.....13-2.....H

### CAL STATE FULLERTON: (FULLERTON LEADS 8-4)

Home: 0-0...Away: 2-5...Neutral: 2-3  
1987.....L.....0-3.....N%  
1992.....L.....4-5.....A  
1993.....W.....4-1.....N  
1994.....L.....0-7.....A  
1995.....L.....5-9.....N  
1996.....L.....11-12.....N  
1997.....W.....4-2.....N  
2002.....L.....1-8.....A  
2004.....W.....3-0.....A  
2006.....L.....1-6.....A  
2007.....L.....3-4.....A  
2008.....W.....4-1.....A

### CAL STATE- NORTHRIDGE: (CSN LEADS 4-1)

Home: 1-0...Away: 0-0...Neutral: 0-4  
1991.....L.....0-1.....N  
1996.....L.....1-2.....N  
1998.....L.....3-4.....N  
2004.....W.....1-0.....H\*  
2007.....L.....3-4.....N

### CAMPBELL: (FSU LEADS 9-0)

Home: 2-0...Away: 2-0...Neutral: 5-0  
1995.....W.....4-0.....N

.....W.....7-1.....N  
1996.....W.....6-1.....N  
1997.....W.....4-1.....N  
1999.....W.....5-0.....H  
.....W.....2-0.....H  
2000.....W.....7-1.....A  
.....W.....9-1.....A  
2002.....W.....8-0.....N

### CENTRAL FLORIDA: (FSU LEADS 10-5)

Home: 4-2...Away: 5-3...Neutral: 1-0  
2002.....W.....10-2.....N  
2003.....W.....2-1 (9).....H  
.....W.....2-0.....H  
2004.....W.....2-1.....A  
.....W.....3-2.....A  
2005.....L.....1-2.....H  
.....W.....1-0.....H  
2006.....W.....2-0.....A  
.....W.....8-2.....A  
2007.....L.....0-1 (12).....H  
.....W.....8-3.....H  
2008.....L.....0-2.....A  
.....L.....1-4.....A  
2010.....W.....6-1.....A  
2011.....L.....1-2.....A

### CENTRAL MICHIGAN: (FSU LEADS 8-2)

Home: 4-1...Away: 0-0...Neutral: 4-1  
1987.....L.....0-1.....N%  
1988.....W.....6-2.....N  
1990.....W.....1-0.....N  
1993.....W.....5-0.....N  
1998.....W.....10-1.....N  
.....W.....11-4.....H  
1999.....L.....1-5.....H  
2001.....W.....3-1.....H  
.....W.....2-0.....H  
2004.....W.....9-0.....N

### CHATTANOOGA: (FSU LEADS 1-0)

Home: 0-0...Away: 0-0...Neutral: 1-0  
2008.....W.....5-3.....N\*

### COASTAL CAROLINA: (FSU LEADS 6-0)

Home: 1-0...Away: 0-0...Neutral: 5-0  
1993.....W.....8-0.....N  
.....W.....9-1.....N  
1997.....W.....12-2.....N  
.....W.....2-1.....N  
2006.....W.....7-2.....N\*  
2010.....W.....4-0.....H

### COLLEGE OF CHARLESTON: (FSU LEADS 2-0)

Home: 2-0...Away: 0-0...Neutral: 0-0  
2001.....W.....8-0.....H  
.....W.....9-1.....H

### COLORADO STATE: (SERIES TIED 1-1)

Home: 0-0...Away: 0-0...Neutral: 1-1  
1999.....W.....3-2.....N  
.....L.....4-5.....N

### CONNECTICUT: (FSU LEADS 26-4)

Home: 20-2...Away: 3-0...Neutral: 3-2  
1989.....W.....3-0.....H  
1990.....L.....1-3.....H  
1991.....W.....2-1.....H  
.....W.....1-0.....H  
.....W.....2-0.....N  
1992.....W.....1-0.....A  
.....W.....4-3.....A  
1993.....W.....1-0.....H  
.....W.....8-0.....H  
.....L.....1-4.....N  
.....L.....1-2.....N%  
1994.....W.....4-1.....A  
1996.....W.....3-0.....H  
.....W.....6-0.....H  
1997.....W.....10-3.....N  
.....W.....2-1.....H  
.....L.....0-1.....H





## SERIES RECORDS

..... W .....	8-2.....	H	
1998 .....	W .....	6-4.....	H
..... W .....	9-0.....	H	
2001 .....	W .....	8-0.....	H
..... W .....	3-0.....	H	
2004 .....	W .....	8-0.....	H
..... W .....	7-4.....	H	
2006 .....	W .....	8-2.....	H
..... W .....	1-0.....	H	
..... W .....	5-3.....	H	
2008 .....	W .....	2-1.....	H
..... W .....	2-1.....	H	
..... W .....	7-0.....	H	
2010 .....	W .....	5-4.....	N

### CREIGHTON: (FSU LEADS 2-1)

Home: 1-0...Away: 1-1...Neutral: 0-0			
1988 .....	W .....	4-0 (8).....	A
..... L .....	0-2.....	A	
1991 .....	W .....	3-2.....	H

### DAVIS & ELKINS: (FSU LEADS 1-0)

Home: 0-0...Away: 0-0...Neutral: 1-0			
1984 .....	W .....	9-0.....	N

### DAYTON: (FSU LEADS 3-0)

Home: 0-0...Away: 0-0...Neutral: 3-0			
1991 .....	W .....	3-0.....	N
2002 .....	W .....	5-0.....	N
..... W .....	12-0.....	N	

### DEPAUL: (SERIES TIED 1-1)

Home: 0-0...Away: 0-0...Neutral: 1-1			
1999 .....	L .....	3-5.....	N
2002 .....	W .....	11-5.....	N

### DETROIT: (FSU LEADS 3-0)

Home: 2-0...Away: 0-0...Neutral: 1-0			
1985 .....	W .....	5-0.....	H
..... W .....	6-1.....	H	
1991 .....	W .....	9-0.....	N

### DRAKE: (FSU LEADS 2-0)

Home: 2-0...Away: 0-0...Neutral: 0-0			
1993 .....	W .....	6-0.....	H
1996 .....	W .....	1-0.....	H

### DREXEL: (FSU LEADS 4-0)

Home: 4-0...Away: 0-0...Neutral: 0-0			
1991 .....	W .....	2-0.....	H
..... W .....	7-1.....	H	
1992 .....	W .....	3-0.....	H
..... W .....	4-0.....	H	

### EAST CAROLINA: (FSU LEADS 21-2)

Home: 7-1...Away: 4-0...Neutral: 10-1			
1984 .....	W .....	2-0.....	A
..... W .....	3-0.....	A	
1986 .....	W .....	3-0.....	N
1987 .....	W .....	10-0.....	H
..... W .....	2-1.....	H	
1989 .....	W .....	5-0.....	H
..... W .....	5-0.....	H	
..... W .....	3-0.....	N	
1990 .....	W .....	7-2.....	N
1991 .....	W .....	13-0.....	H
1992 .....	W .....	5-2.....	N
1993 .....	W .....	13-0.....	N
1994 .....	L .....	0-1.....	N
1995 .....	W .....	10-2.....	N
..... W .....	4-3.....	N	
1996 .....	W .....	2-1.....	N
1997 .....	W .....	10-0.....	N
2000 .....	W .....	1-0.....	A
..... W .....	7-0.....	A	
2001 .....	W .....	2-0.....	N
..... W .....	9-2.....	H	
..... W .....	9-0.....	H	
2009 .....	L .....	2-1.....	H

### EAST CENTRAL COLLEGE: (FSU LEADS 2-0)

Home: 2-0...Away: 0-0...Neutral: 0-0			
1984 .....	W .....	8-0.....	H
..... W .....	10-0.....	H	

### EASTERN ILLINOIS: (FSU LEADS 5-0)

Home: 5-0...Away: 0-0...Neutral: 0-0			
1988 .....	W .....	2-1.....	H
..... W .....	3-2.....	H	
..... W .....	11-1.....	H	
1993 .....	W .....	7-2.....	H
1994 .....	W .....	9-0.....	H

### EASTERN KENTUCKY: (FSU LEADS 1-0)

Home: 1-0...Away: 0-0...Neutral: 0-0			
2005 .....	W .....	13-5.....	H

### EASTERN MICHIGAN: (FSU LEADS 17-1)

Home: 10-0...Away: 1-1...Neutral: 6-0			
1987 .....	W .....	8-1.....	N
1988 .....	W .....	3-1.....	H
..... W .....	4-3.....	H	
..... W .....	7-4.....	N	
1989 .....	W .....	2-0.....	H
..... W .....	5-1.....	H	
1990 .....	W .....	1-0.....	H
..... W .....	1-0.....	H	
1991 .....	W .....	1-0.....	N
..... W .....	3-2.....	N	
1994 .....	W .....	1-0.....	H
1996 .....	W .....	7-0.....	H
1997 .....	W .....	5-1.....	H
1998 .....	W .....	4-2.....	H
2000 .....	W .....	5-1.....	N
2004 .....	W .....	2-0.....	A
..... L .....	6-5.....	A	
2010 .....	W .....	8-0.....	N

### ELON: (FSU LEADS 2-0)

Home: 0-0...Away: 2-0...Neutral: 0-0			
2003 .....	W .....	6-0.....	A
..... W .....	6-0.....	A	

### FLORIDA: (FLORIDA LEADS 15-13)

Home: 6-7...Away: 6-8...Neutral: 1-0			
1997 .....	L .....	1-3.....	A
..... W .....	8-1.....	A	
1998 .....	L .....	3-8.....	H
..... W .....	5-3.....	H	
1999 .....	L .....	0-2.....	A
..... W .....	6-4.....	A	
2000 .....	W .....	6-3.....	H
..... L .....	3-5.....	H	
2001 .....	W .....	5-3.....	A
..... W .....	3-1.....	A	
..... W .....	6-2.....	N*	
2002 .....	L .....	1-7.....	H
..... W .....	6-1.....	H	
2003 .....	W .....	5-0.....	A
..... W .....	7-3.....	A	
2004 .....	W .....	2-0.....	H
2005 .....	L .....	4-7.....	A
..... L .....	0-2.....	A	
2006 .....	W .....	4-0.....	H
..... W .....	6-5.....	H	
2007 .....	L .....	1-5.....	A
..... L .....	3-4.....	A	
2008 .....	L .....	1-6.....	H
..... L .....	4-14.....	H	
2009 .....	L .....	3-4.....	A
2010 .....	L .....	4-8.....	H
..... L .....	2-9.....	H	
2011 .....	L .....	0-1.....	A

### FLORIDA A&M: (FSU LEADS 100-7)

Home: 53-2...Away: 46-5...Neutral: 1-0			
1984 .....	W .....	12-0.....	H
..... W .....	9-0.....	H	
..... W .....	10-0.....	H	
..... W .....	11-1.....	A	
..... W .....	11-0.....	A	
1985 .....	W .....	3-0.....	A

..... W .....	5-0.....	A	
..... W .....	3-0.....	A	
..... W .....	1-0.....	H	
..... W .....	8-0.....	H	
1987 .....	W .....	8-1.....	H
..... W .....	6-3.....	H	
..... W .....	17-0.....	A	
..... W .....	7-1.....	A	
1988 .....	W .....	14-3.....	A
..... W .....	11-0.....	A	
..... W .....	7-0.....	H	
..... W .....	3-0.....	H	
..... W .....	2-1.....	H	
1989 .....	W .....	11-0.....	A
..... W .....	4-0.....	A	
..... W .....	3-0.....	H	
..... W .....	4-1.....	H	
1990 .....	W .....	6-2.....	A
..... W .....	4-0.....	A	
..... W .....	10-0.....	H	
..... W .....	2-0.....	H	
1991 .....	W .....	8-0.....	A
..... W .....	4-0.....	A	
..... W .....	7-1.....	H	
..... W .....	11-1.....	H	
1992 .....	W .....	12-0.....	A
..... W .....	10-0.....	A	
..... W .....	7-0.....	H	
..... W .....	6-0.....	H	
1993 .....	W .....	7-0.....	A
..... W .....	10-0.....	A	
..... W .....	10-0.....	H	
..... W .....	4-1.....	H	
1994 .....	W .....	3-0.....	A
..... W .....	8-0.....	H	
..... W .....	7-0.....	A	
..... W .....	8-0.....	H	
1995 .....	W .....	8-0.....	H
..... W .....	9-0.....	A	
..... W .....	10-0.....	A	
..... W .....	6-0.....	H	
1996 .....	W .....	8-0.....	H
..... W .....	7-2.....	A	
..... W .....	13-0.....	A	
..... W .....	4-0.....	H	
1997 .....	W .....	7-0.....	A
..... W .....	8-0.....	H	
..... L .....	1-2.....	A	
..... W .....	7-0.....	H	
1998 .....	W .....	4-2.....	A
..... W .....	6-0.....	H	
..... L .....	1-3.....	H	
..... W .....	4-1.....	A	
1999 .....	L .....	2-3.....	A
..... W .....	2-1.....	A	
..... W .....	10-1.....	H	
..... L .....	3-8.....	H	
2000 .....	W .....	9-0.....	A
..... W .....	8-7.....	H	
..... W .....	3-0.....	H	
..... W .....	9-1.....	H	
..... W .....	7-0.....	A	
2001 .....	W .....	1-0.....	N
..... W .....	11-0.....	H	
..... L .....	4-5.....	A	
..... W .....	7-0.....	H	
..... W .....	6-0.....	A	
..... W .....	12-0.....	H	
2002 .....	W .....	7-3.....	A
..... W .....	2-1.....	A	
..... W .....	6-0.....	H	
..... W .....	18-3.....	H	
2003 .....	W .....	13-2.....	H
..... W .....	5-0.....	A	
..... W .....	9-2.....	A	
..... W .....	8-0.....	H	
2004 .....	W .....	9-1.....	H
..... W .....	8-0.....	H	
..... W .....	12-0.....	A	
..... W .....	12-0.....	A	
2005 .....	W .....	5-2.....	A
..... L .....	7-10.....	A	
..... W .....	4-1.....	H	
..... W .....	5-1.....	H	
2006 .....	W .....	4-0.....	H
..... W .....	6-5.....	H	
..... W .....	9-3.....	H	
..... L .....	0-4.....	A	
..... W .....	9-3.....	H	
2007 .....	W .....	5-0.....	H
..... W .....	9-4.....	H	
..... W .....	8-0.....	A	
..... W .....	9-1(15).....	H	
2008 .....	W .....	9-1.....	A
..... W .....	18-0.....	H	
2009 .....	W .....	5-0.....	A
..... W .....	5-1.....	A	
2010 .....	W .....	9-2.....	A
2011 .....	W .....	8-5.....	H

### FLORIDA ATLANTIC: (FSU LEADS 9-7)

Home: 2-3...Away: 3-1...Neutral: 4-3			
1996 .....	L .....	0-1.....	N
1997 .....	W .....	5-1.....	N
..... W .....	4-0.....	N	
1999 .....	L .....	4-8.....	N
..... L .....	0-1.....	N	
2000 .....	L .....	2-3.....	H
..... W .....	2-0.....	H	
..... W .....	2-0.....	A	
2001 .....	L .....	1-2 (10).....	A
..... W .....	1-0.....	A	
W .....	5-4 (8).....	N*	
..... W .....	2-0.....	N	
2002 .....	L .....	2-4.....	H
..... W .....	3-2.....	H	
..... L .....	0-5.....	H	
2010 .....	W .....	6-3.....	A

### FLORIDA INTERNATIONAL: (FSU LEADS 10-2)

Home: 10-2...Away: 0-0...Neutral: 0-0			
1999 .....	W .....	6-1.....	H
..... W .....	1-0.....	H	
2000 .....	L .....	2-4.....	H
..... W .....	8-3.....	H	
2001 .....	L .....	1-2.....	H
..... W .....	3-2.....	H	
2004 .....	W .....	5-1.....	H
..... W .....	11-0.....	H	
2006 .....	W .....	3-1.....	H
..... W .....	8-0.....	H	
2010 .....	W .....	8-3.....	H
..... W .....	7-2.....	H	

### FLORIDA SOUTHERN: (FSU LEADS 3-0)

Home: 1-0...Away: 0-0...Neutral: 2-0			
1986 .....	W .....	7-0.....	N
..... W .....	2-0.....	N	
..... W .....	7-3.....	H	

### FRESNO STATE: (FRESNO LEADS 6-4)

Home: 1-0...Away: 0-1...Neutral: 3-5			
1990 .....	W .....	1-0.....	N%
1991 .....	L .....	0-3.....	N%
1993 .....	L .....	1-2.....	N
1997 .....	L .....	0-2.....	N
1998 .....	W .....	2-1.....	N
2000 .....	L .....	0-2.....	N
..... L .....	1-2.....	A	
2004 .....	W .....	3-0.....	H
2005 .....	W .....	2-0.....	N
2009 .....	L .....	0-1.....	N

### FURMAN: (FSU LEADS 10-1)

Home: 5-0...Away: 2-0...Neutral: 3-1			
1985 .....	W .....	13-0.....	H
1986 .....	W .....	3-2.....	H
..... L .....	0-1.....	N	
1987 .....	W .....	1-0 (8).....	H
..... W .....	8-2.....	N	
1988 .....	W .....	2-0.....	H
1989 .....	W .....	5-0.....	N
1999 .....	W .....	2-0.....	H
2000 .....	W .....	8-0.....	N
2003 .....	W .....	6-0.....	A
..... W .....	12-0.....	A	

### GARDNER-WEBB: (FSU LEADS 2-0)

Home: 2-0...Away: 0-0...Neutral: 0-0			
2010 .....	W .....	7-0.....	H
..... W .....	5-0.....	H	

### GEORGE MASON: (FSU LEADS 3-0)

Home: 1-0...Away: 0-0...Neutral: 2-0			
1984 .....	W .....	5-0.....	H
1985 .....	W .....	5-0.....	N
1987 .....	W .....	3-0.....	N





## SERIES RECORDS

**GEORGIA:**  
(GEORGIA LEADS 7-6)

Home:	0-2...	Away:	4-4...	Neutral:	3-0
1998	.....W	.....	6-5.....	N	.....
1999	.....W	.....	5-0.....	N	.....
	.....L	.....	0-5.....	A	.....
	.....W	.....	6-0.....	A	.....
2002	.....L	.....	2-3.....	N	.....
2003	.....L	.....	4-5(8).....	H	.....
2006	.....W	.....	3-2.....	A*	.....
	.....L	.....	1-3.....	A*	.....
	.....W	.....	2-0.....	A*	.....
2007	.....L	.....	1-2.....	H	.....
2010	.....W	.....	4-3.....	A	.....
	.....L	.....	2-5.....	A*	.....
2011	.....L	.....	2-10.....	A*	.....

**GEORGIA SOUTHERN:**  
(FSU LEADS 34-3)

Home:	21-0...	Away:	12-3...	Neutral:	1-0
1991	.....W	.....	6-2.....	A	.....
	.....W	.....	5-1.....	A	.....
	.....W	.....	4-0.....	H	.....
	.....W	.....	9-1.....	H	.....
1992	.....W	.....	8-0.....	A	.....
	.....W	.....	13-3.....	A	.....
	.....W	.....	6-0.....	H	.....
	.....W	.....	2-0.....	H	.....
1993	.....W	.....	6-0.....	N	.....
1994	.....W	.....	10-1.....	H	.....
	.....W	.....	8-0.....	H	.....
1996	.....W	.....	2-1.....	H	.....
	.....W	.....	5-0.....	H	.....
1997	.....W	.....	8-0.....	A	.....
	.....W	.....	5-3.....	A	.....
1998	.....W	.....	6-2.....	H	.....
	.....W	.....	3-1.....	H	.....
1999	.....L	.....	1-3.....	A	.....
	.....W	.....	2-0.....	A	.....
2000	.....W	.....	8-0.....	H	.....
	.....W	.....	6-1.....	H	.....
2001	.....W	.....	8-0.....	A	.....
	.....W	.....	4-0.....	A	.....
2002	.....W	.....	7-0.....	H	.....
	.....W	.....	4-0.....	H	.....
2003	.....L	.....	7-2.....	A	.....
	.....L	.....	2-1.....	A	.....
2004	.....W	.....	8-0.....	H	.....
	.....W	.....	4-0.....	H	.....
2005	.....L	.....	0-1.....	A	.....
	.....W	.....	3-0.....	A	.....
2006	.....W	.....	3-2.....	H	.....
	.....W	.....	10-2(5).....	H	.....
2007	.....W	.....	11-2.....	H	.....
2008	.....W	.....	8-0.....	H	.....
	.....W	.....	4-3.....	H	.....
2011	.....W	.....	6-4.....	H	.....

**GEORGIA STATE:**  
(FSU LEADS 16-1)

Home:	9-0...	Away:	2-0...	Neutral:	5-1
1985	.....W	.....	7-0.....	N	.....
1987	.....W	.....	4-1.....	N	.....
1988	.....W	.....	5-0.....	H	.....
	.....W	.....	2-1.....	H	.....
1990	.....W	.....	2-0.....	H	.....
	.....W	.....	8-0.....	H	.....
	.....L	.....	0-1(9).....	N	.....
1993	.....W	.....	1-0.....	H	.....
1998	.....W	.....	8-0.....	N	.....
2001	.....W	.....	9-1.....	A	.....
	.....W	.....	10-0.....	A	.....
2003	.....W	.....	4-3(8).....	N	.....
2006	.....W	.....	5-2.....	H	.....
2007	.....W	.....	6-2.....	H	.....
2008	.....W	.....	1-0.....	H	.....
	.....W	.....	3-0.....	H	.....
2011	.....W	.....	6-1.....	N*	.....

**GEORGIA TECH:**  
(FSU LEADS 44-24)

Home:	16-8...	Away:	14-11...	Neutral:	14-5..	ACC:	30-21
1990	.....W	.....	10-0.....	N	.....	.....	.....
1992	.....W	.....	10-0.....	NS	.....	.....	.....
	.....W	.....	6-0.....	N#	.....	.....	.....
1993	.....W	.....	3-0.....	AS	.....	.....	.....
	.....W	.....	2-0.....	AS	.....	.....	.....
	.....W	.....	12-0.....	N#	.....	.....	.....
	.....W	.....	11-0.....	N#	.....	.....	.....
1994	.....W	.....	6-1.....	HS	.....	.....	.....
	.....W	.....	2-1.....	HS	.....	.....	.....
	.....W	.....	11-0.....	NS	.....	.....	.....
	.....W	.....	2-1.....	N#	.....	.....	.....

1995	.....W	.....	9-4.....	AS	.....	.....	.....
	.....W	.....	10-1.....	AS	.....	.....	.....
	.....W	.....	2-1.....	N#	.....	.....	.....
	.....W	.....	5-2.....	N#	.....	.....	.....
1996	.....W	.....	2-0.....	HS	.....	.....	.....
	.....L	.....	1-3.....	HS	.....	.....	.....
	.....W	.....	5-4.....	N#	.....	.....	.....
1997	.....W	.....	5-1.....	AS	.....	.....	.....
	.....W	.....	8-5.....	AS	.....	.....	.....
1998	.....W	.....	3-2.....	HS	.....	.....	.....
	.....W	.....	4-1.....	HS	.....	.....	.....
1999	.....W	.....	7-0.....	AS	.....	.....	.....
	.....W	.....	8-5.....	AS	.....	.....	.....
2000	.....L	.....	1-2.....	HS	.....	.....	.....
	.....L	.....	2-8.....	HS	.....	.....	.....
2001	.....W	.....	7-0.....	AS	.....	.....	.....
	.....L	.....	1-2(8).....	AS	.....	.....	.....
2002	.....W	.....	7-3.....	HS	.....	.....	.....
	.....W	.....	4-2.....	HS	.....	.....	.....
	.....L	.....	0-2.....	N#	.....	.....	.....
	.....L	.....	0-7.....	N*	.....	.....	.....
	.....W	.....	5-2(9).....	N*	.....	.....	.....
	.....W	.....	6-1.....	N*	.....	.....	.....
2003	.....W	.....	4-0.....	AS	.....	.....	.....
	.....W	.....	6-0.....	AS	.....	.....	.....
	.....W	.....	5-3.....	N#	.....	.....	.....
2004	.....W	.....	4-0.....	HS	.....	.....	.....
	.....W	.....	2-1.....	HS	.....	.....	.....
	.....W	.....	3-2.....	HS	.....	.....	.....
	.....W	.....	4-0.....	H#	.....	.....	.....
2005	.....L	.....	0-2.....	AS	.....	.....	.....
	.....L	.....	1-3.....	AS	.....	.....	.....
	.....L	.....	0-5.....	AS	.....	.....	.....
2006	.....W	.....	9-1(5).....	HS	.....	.....	.....
	.....L	.....	3-8.....	HS	.....	.....	.....
	.....W	.....	7-4.....	HS	.....	.....	.....
	.....W	.....	10-1(5).....	N#	.....	.....	.....
	.....L	.....	3-4.....	N#	.....	.....	.....
	.....W	.....	7-4.....	N#	.....	.....	.....
2007	.....W	.....	8-0.....	AS	.....	.....	.....
	.....L	.....	9-1(6).....	AS	.....	.....	.....
	.....L	.....	7-6.....	AS	.....	.....	.....
	.....L	.....	6-3.....	N#	.....	.....	.....
2008	.....L	.....	2-5.....	HS	.....	.....	.....
	.....W	.....	10-2.....	HS	.....	.....	.....
	.....L	.....	2-6.....	HS	.....	.....	.....
2009	.....L	.....	3-8.....	AS	.....	.....	.....
	.....L	.....	0-3.....	AS	.....	.....	.....
	.....W	.....	5-4.....	AS	.....	.....	.....
	.....L	.....	3-1.....	N#	.....	.....	.....
2010	.....L	.....	1-14.....	HS	.....	.....	.....
	.....W	.....	6-2.....	HS	.....	.....	.....
	.....L	.....	2-5.....	HS	.....	.....	.....
	.....L	.....	4-8.....	N#	.....	.....	.....
2011	.....L	.....	3-11.....	AS	.....	.....	.....
	.....L	.....	2-7.....	AS	.....	.....	.....
	.....L	.....	9-4.....	AS	.....	.....	.....

**GRAMBLING:**  
(FSU LEADS 5-0)

Home:	2-0...	Away:	2-0...	Neutral:	1-0
1984	.....W	.....	7-0.....	A	.....
	.....W	.....	4-0.....	A	.....
1985	.....W	.....	11-0.....	H	.....
	.....W	.....	10-0.....	H	.....
	.....W	.....	7-0.....	N	.....

**HARVARD:**  
(FSU LEADS 1-0)

Home:	0-0...	Away:	0-0...	Neutral:	1-0
2000	.....W	.....	6-2.....	N	.....

**HOFSTRA:**  
(FSU LEADS 11-2)

Home:	3-1...	Away:	0-0...	Neutral:	8-1
1992	.....W	.....	14-4.....	N	.....
1993	.....W	.....	6-0.....	N	.....
	.....W	.....	10-2.....	N	.....
1994	.....W	.....	3-2.....	H	.....
	.....W	.....	4-3.....	H	.....
1995	.....W	.....	5-1.....	N	.....
	.....W	.....	8-2.....	N	.....
1997	.....L	.....	1-2.....	N	.....
1999	.....W	.....	6-5.....	N	.....
2008	.....W	.....	1-0.....	N	.....
2010	.....W	.....	8-0.....	N	.....
2011	.....W	.....	5-1.....	H	.....
	.....L	.....	0-2.....	H	.....

**ILLINOIS:**  
(ILLINOIS LEADS 2-1)

Home:	0-0...	Away:	0-0...	Neutral:	1-2
2010	.....L	.....	0-1.....	N	.....
	.....W	.....	2-0.....	N	.....
2010	.....L	.....	3-4.....	N	.....

**ILLINOIS-CHICAGO:**  
(FSU LEADS 3-2)

Home:	1-0...	Away:	0-0...	Neutral:	2-2
1994	.....W	.....	3-0.....	N	.....
1995	.....L	.....	1-3.....	N	.....
	.....W	.....	1-0.....	N	.....
	.....W	.....	3-0.....	H	.....
1998	.....L	.....	1-3.....	N	.....

**ILLINOIS STATE:**  
(FSU LEADS 6-1)

Home:	2-1...	Away:	0-0...	Neutral:	4-0
1989	.....W	.....	2-0.....	H	.....
1992	.....W	.....	7-2.....	N	.....
1994	.....L	.....	2-3.....	H	.....
1995	.....W	.....	10-2.....	N	.....
1996	.....W	.....	4-1.....	N	.....
2000	.....W	.....	1-0.....	N	.....
2004	.....W	.....	11-3.....	H	.....

**INDIANA:**  
(FSU LEADS 9-1)

Home:	5-0...	Away:	0-0...	Neutral:	4-1
1990	.....L	.....	1-2.....	N	.....
	.....W	.....	1-0.....	H	.....
	.....W	.....	2-0.....	H	.....
1991	.....W	.....	3-1.....	N	.....
	.....W	.....	6-2.....	H	.....
1994	.....W	.....	3-2.....	H	.....
1996	.....W	.....	3-1.....	N	.....
1997	.....W	.....	3-2.....	N	.....
1998	.....W	.....	3-2.....	N	.....
2009	.....W	.....	7-0.....	H	.....

**INDIANA STATE:**  
(FSU LEADS 2-0)

Home:	0-0...	Away:	0-0...	Neutral:	2-0
1995	.....W	.....	8-0.....	N	.....
1998	.....W	.....	6-1.....	N	.....

**IONA:**  
(FSU LEADS 1-0)

Home:	1-0...	Away:	0-0...	Neutral:	0-0
2010	.....W	.....	9-1.....	H	.....

**IOWA:**  
(FSU LEADS 6-3)

Home:	0-0...	Away:	0-0...	Neutral:	6-3
1990	.....L	.....	0-5.....	N	.....
1993	.....W	.....	3-0.....	N	.....
	.....W	.....	5-3.....	N*	.....
1995	.....L	.....	0-4.....	N	.....
1997	.....L	.....	1-7.....	N	.....
2000	.....W	.....	4-1.....	N*	.....
	.....W	.....	4-2.....	N*	.....
2008	.....W	.....	2-0.....	N	.....
2009	.....W	.....	6-0.....	N	.....

**IOWA STATE:**  
(FSU LEADS 10-0)

Home:	9-0...	Away:	0-0...	Neutral:	1-0
1994	.....W	.....	3-2.....	H	.....
1995	.....W	.....	2-0.....	H	.....
2001	.....W	.....	4-0.....	H	.....
	.....W	.....	6-0.....	H	.....
2002	.....W	.....	7-0.....	H	.....
2003	.....W	.....	3-1.....	N	.....
	.....W	.....	6-2.....	H	.....
2005	.....W	.....	1-0.....	H	.....
2006	.....W	.....	5-0.....	H	.....
	.....W	.....	9-1(6).....	H	.....

**ITALIAN NATIONAL TEAM:**  
(FSU LEADS 1-0)

Home:	1-0...	Away:	0-0...	Neutral:	0-0
-------	--------	-------	--------	----------	-----

## SERIES RECORDS

### LONG ISLAND: (FSU LEADS 2-0)

Home: 1-0...Away: 0-0...Neutral: 1-0  
2004.....W.....4-0.....H\*  
2010.....W.....6-0.....N

### LOUISIANA-LAFAYETTE: (SERIES TIED 9-9)

Home: 2-3...Away: 0-0...Neutral: 7-6  
1984.....W.....1-0.....H  
1989.....W.....4-2.....N  
1990.....L.....1-2 (10).....N  
.....W.....4-3.....N#  
.....W.....2-1.....N#\*  
1991.....W.....3-0.....N  
.....W.....1-0.....N#\*  
1992.....W.....1-0.....N#\*  
.....W.....1-0.....N#\*  
1993.....L.....1-2.....H  
.....W.....2-1.....H  
1994.....L.....3-12.....N  
2000.....L.....1-9.....N  
.....L.....1-2.....N  
.....L.....2-6.....N  
2003.....L.....0-3.....N  
2004.....L.....1-0.....N  
2006.....L.....0-14 (5).....N

### LOUISIANA STATE: (LSU LEADS 2-1)

Home: 1-0...Away: 0-0...Neutral: 0-2  
1998.....W.....4-2.....H  
2004.....L.....3-4.....N  
.....L.....1-2.....N#

### LOUISIANA TECH: (LA TECH LEADS 11-2-2)

Home: 1-1...Away: 0-0...Neutral: 1-10-2  
1984.....T.....0-0.....N  
1985.....T.....0-0.....N  
.....L.....1-2.....N  
.....L.....3-4.....N  
1986.....L.....0-4.....N#\*  
.....L.....0-1.....N#\*  
1987.....W.....2-1.....N  
1988.....L.....0-7.....N  
.....L.....1-6.....N#\*  
1989.....L.....0-1 (10).....N  
.....L.....0-1 (10).....N#\*  
.....L.....1-3.....N#\*  
1994.....W.....2-0.....H  
1997.....L.....2-6.....N  
.....L.....2-3.....H

### LOUISVILLE: (FSU LEADS 3-2)

Home: 2-2...Away: 0-0...Neutral: 1-0  
2002.....W.....4-1.....N  
2004.....W.....8-0.....H  
2006.....L.....3-12 (6).....H  
2008.....L.....3-4.....H  
.....W.....6-4.....H

### MAINE: (FSU LEADS 9-0)

Home: 6-0...Away: 0-0...Neutral: 3-0  
1986.....W.....1-0  
.....W.....10-0  
1988.....W.....1-0.....H  
1990.....W.....7-0.....N  
2002.....W.....6-2.....H  
.....W.....1-0.....H  
2004.....W.....7-0.....H  
.....W.....2-1.....H  
2005.....W.....1-0.....H  
.....W.....5-2.....H  
2007.....W.....9-1 (5).....H

### MARSHALL: (FSU LEADS 2-0)

Home: 2-0...Away: 0-0...Neutral: 0-0  
1995.....W.....8-0.....H  
.....W.....7-0.....H

### MARYLAND: (FSU LEADS 43-11)

Home: 22-4...Away: 10-6...Neutral: 11-1...ACC:  
28-9  
1996.....W.....4-0.....AS

.....W.....6-2.....AS  
.....W.....8-0.....N  
.....W.....3-0.....N#  
1997.....W.....1-0.....HS  
.....W.....3-0.....HS  
.....W.....4-3.....N#  
.....L.....1-2.....N#  
1998.....L.....3-5.....AS  
.....W.....9-1.....AS  
.....W.....1-0.....N#  
1999.....W.....2-0.....H  
.....W.....4-1.....HS  
.....L.....3-5.....HS  
2000.....W.....6-2.....N#  
.....W.....3-0.....N#  
.....W.....10-3.....AS  
.....W.....3-2.....AS  
2001.....W.....5-3.....NS  
.....W.....5-0.....HS  
.....W.....10-1.....HS  
.....W.....2-1 (11).....N#  
.....W.....4-0.....N#  
2002.....W.....2-1.....H  
2003.....W.....6-2.....HS  
.....W.....3-2 (10).....HS  
2004.....W.....7-0.....HS  
.....W.....2-1.....HS  
2005.....W.....1-0 (9).....HS  
.....L.....2-7.....HS  
.....W.....2-0.....HS  
.....L.....0-2.....A#  
2006.....W.....6-5.....HS  
.....L.....4-6.....AS  
.....W.....4-1.....AS  
.....W.....8-4.....AS  
2007.....W.....4-2 (14).....HS  
.....W.....6-0.....HS  
.....W.....8-0 (5).....HS  
.....W.....7-4.....N#  
2008.....L.....1-3.....AS  
.....W.....3-0.....AS  
.....L.....3-4.....AS  
2009.....W.....1-0.....HS  
.....W.....8-0.....HS  
.....W.....1-0.....HS  
2010.....W.....2-0.....AS  
.....W.....3-2 (8).....AS  
.....L.....2-6.....AS  
.....W.....3-0.....N#  
2011.....L.....0-1.....HS  
.....L.....4-7.....HS  
.....W.....5-0.....HS

### MASSACHUSETTS: (FSU LEADS 12-5)

Home: 5-1...Away: 3-1...Neutral: 4-3  
1991.....W.....2-0.....A  
1992.....W.....3-1.....N  
.....L.....2-4.....N#  
1993.....W.....5-0.....A  
1995.....W.....5-4.....H  
.....W.....4-3.....H  
.....L.....0-8.....A  
.....W.....2-0.....A  
1996.....W.....4-1.....N  
.....W.....3-1.....H  
1998.....W.....4-0.....N  
.....W.....1-0.....H  
1999.....L.....1-2.....H  
.....W.....6-0.....H  
2002.....L.....2-3.....N  
2003.....L.....1-2.....N  
2008.....W.....6-0.....N

### MCNEESE ST: (MCNEESE ST LEADS 1-0)

Home: 0-0...Away: 0-0...Neutral: 0-1  
1985.....L.....0-4.....N

### MEMPHIS: (FSU LEADS 1-0)

Home: 1-0...Away: 0-0...Neutral: 0-0  
2007.....W.....8-0 (6).....N

### MERCER: (FSU LEADS 28-0)

Home: 16-0...Away: 12-0...Neutral: 0-0  
1993.....W.....5-0.....H  
.....W.....7-0.....H  
1994.....W.....9-3.....H  
.....W.....6-0.....H  
.....W.....6-0.....A  
.....W.....5-0.....A  
1995.....W.....3-0.....H

.....W.....10-2.....H  
1996.....W.....4-1.....A  
.....W.....5-2.....A  
1997.....W.....1-0.....H  
.....W.....5-1.....H  
1998.....W.....5-1.....A  
.....W.....9-1.....A  
1999.....W.....9-0.....H  
.....W.....10-0.....H  
2000.....W.....7-0.....A  
.....W.....7-4.....A  
2001.....W.....4-0.....H  
.....W.....8-0.....H  
2002.....W.....2-0.....A  
.....W.....2-1.....A  
2002.....W.....11-0.....H  
2004.....W.....5-1.....A  
.....W.....8-2.....A  
2010.....W.....2-1.....H  
2011.....W.....5-4.....H  
.....W.....3-0.....H

### MIAMI (OHIO): (FSU LEADS 13-6)

Home: 10-6...Away: 0-0...Neutral: 3-0  
1987.....W.....3-0.....N  
.....W.....3-2 (10).....N  
1988.....W.....5-1.....H  
1989.....L.....3-4.....H  
.....L.....0-1.....H  
.....W.....5-0.....H  
1991.....L.....2-0.....H  
.....W.....0-8.....H  
1992.....L.....0-2.....H  
1995.....W.....9-1.....H  
1997.....W.....2-1.....H  
1998.....L.....1-4.....H  
.....L.....1-3.....H  
1999.....W.....2-0.....H  
.....W.....6-2.....H  
2000.....W.....8-0.....H  
2009.....W.....10-2.....N  
2010.....W.....4-0.....N

### MICHIGAN: (MICHIGAN LEADS 19-3)

Home: 3-12...Away: 0-4...Neutral: 0-3  
1990.....W.....1-0.....H  
.....L.....2-3.....H  
1995.....L.....1-2.....H  
.....L.....0-5.....H  
1996.....L.....1-6.....H  
1999.....L.....0-5.....N  
2000.....L.....1-6.....H  
2002.....L.....0-1.....H  
2004.....W.....1-0.....H  
.....L.....2-1.....A  
.....L.....1-0.....A  
2006.....L.....0-9 (6).....H  
.....L.....3-6.....H  
.....L.....0-5.....H  
.....L.....3-11.....N  
2007.....L.....4-3.....H  
.....L.....3-2.....H  
.....L.....4-2.....N  
2008.....L.....2-6.....A  
.....L.....4-8.....A  
2009.....W.....6-5.....H  
.....L.....1-0.....H

### MICHIGAN STATE: (FSU LEADS 8-4)

Home: 2-2...Away: 0-1...Neutral: 6-1  
1985.....W.....2-0.....H  
.....W.....5-0.....H  
1986.....W.....2-0.....N  
1990.....W.....2-0.....N  
1996.....W.....6-2.....N  
1997.....L.....2-6.....N  
1999.....L.....0-3.....H  
.....L.....4-5.....A  
2005.....W.....4-1.....N  
2008.....L.....2-3.....H  
.....W.....3-1.....N  
.....W.....7-0.....N

### MIDDLE TENNESSEE: (FSU LEADS 7-0)

Home: 6-0...Away: 0-0...Neutral: 1-0  
2002.....W.....2-1 (10).....H  
2003.....W.....11-0.....H  
.....W.....6-3.....H  
.....W.....5-0.....N  
2009.....W.....6-1.....H

2011.....W.....10-3.....H  
.....W.....11-1.....H

### MILLIKIN: (FSU LEADS 1-0)

Home: 1-0...Away: 0-0...Neutral: 0-0  
1985.....W.....6-0.....H

### MINNESOTA: (FSU LEADS 4-0)

Home: 4-0...Away: 0-0...Neutral: 0-0  
1993.....W.....3-1.....N  
1999.....W.....5-0.....H  
.....W.....5-2.....H  
2004.....W.....3-0.....H

### MISSISSIPPI: (SERIES TIED 1-1)

Home: 1-0...Away: 0-0...Neutral: 0-1  
1998.....W.....4-2.....H  
2000.....L.....2-3.....N

### MISSISSIPPI STATE: (MISSISSIPPI STATE LEADS 7-6)

Home: 3-3...Away: 2-0...Neutral: 1-4  
1984.....W.....1-0.....A  
.....W.....6-2.....A  
.....W.....5-0.....H  
1986.....W.....3-1.....H  
1999.....L.....1-2.....N  
2000.....L.....0-4.....N  
2002.....L.....0-2.....H  
2003.....L.....1-3.....H  
2007.....W.....4-2.....N  
2009.....L.....4-5.....H  
.....W.....5-0.....H#\*  
2011.....L.....8-9 (10).....N  
.....L.....7-8.....N

### MISSISSIPPI VALLEY STATE: (FSU LEADS 1-0)

Home: 0-0...Away: 0-0...Neutral: 1-0  
2010.....W.....8-3.....N

### MISSISSIPPI U FOR WOMEN: (FSU LEADS 3-0)

Home: 0-0...Away: 3-0...Neutral: 0-0  
1984.....W.....3-0.....A  
.....W.....6-2.....A  
.....W.....2-1.....A

### MISSOURI: (MISSOURI LEADS 7-1)

Home: 0-4...Away: 0-0...Neutral: 1-3  
1985.....L.....0-1.....N  
1989.....W.....6-0.....N  
1990.....L.....1-2.....H  
.....L.....1-2 (10).....H  
1992.....L.....1-2.....N  
1998.....L.....1-3.....N  
2005.....L.....2-3 (9).....A  
.....L.....3-6.....A

### NEBRASKA: (NEBRASKA LEADS 9-5)

Home: 1-1...Away: 0-4...Neutral: 4-4  
1988.....L.....0-3.....A  
1990.....L.....0-5.....A  
1989.....L.....0-1.....A  
.....L.....2-4.....A  
1990.....W.....2-1.....H  
1995.....L.....1-6.....N#\*  
.....W.....6-2.....N#\*  
1997.....W.....2-1.....N  
1999.....L.....1-4.....N  
.....L.....0-1.....N  
2001.....L.....0-3.....H  
2002.....W.....4-3.....N#  
2004.....L.....1-0.....N  
2007.....W.....2-1 (9).....N

### NEVADA: (FSU LEADS 1-0)

Home: 1-0...Away: 0-0...Neutral: 0-0  
1986.....W.....8-1.....H

SEMINOLES





SERIES RECORDS

NEW MEXICO: (FSU LEADS 3-0)

Home: 0-0...Away: 0-0...Neutral: 3-0
1985...W...3-2...N
1989...W...3-2...N
1991...W...9-1...N

NEW MEXICO STATE: (FSU LEADS 3-0)

Home: 0-0...Away: 1-0...Neutral: 2-0
1995...W...4-0...N
2002...W...5-0...N
...W...1-0...A

NEW ORLEANS: (FSU LEADS 2-0)

Home: 0-0...Away: 2-0...Neutral: 0-0
1984...W...9-0...A
...W...10-0...A

NICHOLLS STATE: (FSU LEADS 10-2)

Home: 6-0...Away: 1-1...Neutral: 3-1
1984...L...1-2...N
1987...W...5-0...H
...W...5-1...N
1988...W...1-0...H
...W...2-1 (10)...H
...W...8-3...H
1989...W...3-1 (10)...N
...W...2-0...N
...W...1-0 (10)...A
...L...0-2...A
2005...W...2-0...H
...W...7-3...H
2006...W...11-3 (5)...H

NORTH CAROLINA: (FSU LEADS 54-22)

Home: 16-7...Away: 20-11...Neutral: 18-4. ACC: 28-16
1984...W...1-0...A
...W...5-0...A
...W...3-1...N
1986...W...1-0...N
1988...W...4-2...H
...W...8-4...H
...W...2-1 (8)...N
1989...L...1-2...H
...W...3-1...N
1990...W...1-0...N
1991...W...5-0...N
1992...W...12-1...NS
...L...0-1...AS
...W...11-0...N#
1994...W...5-1...AS
...W...6-2...AS
...L...0-1...AS
...W...6-5...N#
1995...W...6-3...HS
...W...3-1...HS
...W...8-2...N
...W...15-0...A
...W...2-1...A
...W...4-0...N#
1996...L...2-3...AS
...L...4-5...AS
...W...2-0...N
...W...3-1...N#
1997...W...6-0...AS
...W...12-4...AS
...W...5-4...N#
1998...W...3-2...HS
...W...7-6...HS
1999...L...0-6...AS
...W...8-3...AS
...W...2-1...N#
2000...W...10-9...HS
...W...5-4...HS
2001...W...2-0...AS
...W...5-0...AS
...L...2-3 (8)...N
...L...0-2...N#
...L...1-4...N#
2002...W...7-6 (8)...HS
...W...9-5...HS
...W...3-2...N#
...L...2-5...N#
2003...W...1-0...AS
...W...4-0...AS
2004...W...1-0...HS
...W...5-0...H

...W...8-0...H#
2005...W...2-0...AS
...W...6-3...AS
...L...2-3...AS
2006...W...2-1...HS
...L...3-5...HS
...L...1-3...HS
...W...3-2...AS
...W...6-3...AS
...W...8-0(5)...N#
2008...W...2-0...HS
...L...1-5...HS
...L...4-7...HS
2009...L...1-0...AS
...W...6-2...AS
...W...4-1...AS
...W...4-1...A#
2010...L...0-5 (8)...HS
...W...2-1...HS
...L...4-5 (11)...HS
2011...L...0-1...AS
...L...2-3...AS
...L...0-4...AS
...W...4-1...N#

UNC-CHARLOTTE: (FSU LEADS 13-0)

Home: 6-0...Away: 6-0...Neutral: 1-0
1994...W...4-0...H
...W...7-1...H
...W...8-1...N
1995...W...6-0...A
...W...8-0...A
1996...W...7-1...H
...W...6-0...H
1997...W...6-1...A
...W...3-1...A
1998...W...4-1...H
...W...4-1...H
1999...W...10-1...A
...W...12-5...A
1999...W...1-0...H
...W...5-0...H
...W...8-0...H

UNC-GREENSBORO: (FSU LEADS 2-1)

Home: 1-1...Away: 0-0...Neutral: 1-0
2002...W...3-1...N
2011...L...0-1 (9)...H
...W...13-3...H

UNC-WILMINGTON: (FSU LEADS 7-0)

Home: 2-0...Away: 0-0...Neutral: 5-0
1987...W...3-1...N
...W...2-0...N
1990...W...6-1...H
...W...5-0...H
1992...W...7-1...N
1993...W...12-0...N
1994...W...5-0...N

NORTH CAROLINA STATE: (FSU LEADS 16-9)

Home: 8-3...Away: 7-4...Neutral: 1-2. ACC: 10-6
2004...W...8-0...HS
...W...4-0...HS
2005...W...5-2...AS
...L...1-2...AS
2006...L...0-2 (9)...HS
...L...5-6...HS
...W...2-0...HS
...W...6-0...N#
...L...1-4...N#
2007...L...6-3...N
...W...4-0...AS
...L...4-2...AS
...L...3-2...AS
2008...W...1-0...HS
...W...4-3...HS
...W...10-1...HS
2009...W...10-1...AS
...W...1-0...AS
...W...1-0...AS
2010...W...4-2...HS
...W...5-0...HS
...L...1-3...HS
2011...W...3-2...AS
...L...2-4...AS
...W...7-2...AS

NE LOUISIANA:

(FSU LEADS 3-0-1)

Home: 1-0...Away: 0-0-1...Neutral: 2-0
1984...L...0-0...A
1985...W...1-0...N
...W...10-1...N
1988...W...5-1...H

NORTH FLORIDA: (FSU LEADS 5-1)

Home: 4-0...Away: 1-1...Neutral: 0-0
2007...W...5-0...H
...W...2-1...H
2009...W...7-0...A
...L...3-5...A
2011...W...9-7...H
...W...6-1...H

NORTHERN ILLINOIS: (FSU LEADS 5-3)

Home: 4-3...Away: 0-0...Neutral: 1-0
1988...L...3-4...H
...W...2-1...H
1989...L...0-3...H
...L...2-5...H
1994...W...3-0...H
...W...1-0...H
1995...W...3-0...H
2010...W...7-1...N

NORTHERN IOWA: (FSU LEADS 7-1)

Home: 7-1...Away: 0-0...Neutral: 0-0
1990...L...0-1...H
...W...4-2...H
1991...W...3-1...H
...W...2-1...H
1992...W...2-0...H
1993...W...7-0...H
1998...W...3-0...H
2000...W...6-2...H

NORTHWESTERN: (FSU LEADS 6-2)

Home: 4-0...Away: 0-0...Neutral: 2-2
1991...W...2-0...N
1992...W...10-0...H
...W...1-0...H
1994...L...2-8...N
1997...W...2-0...N
2001...W...2-1...H
...W...8-2...H
2011...L...0-3...N

NOTRE DAME: (FSU LEADS 3-2)

Home: 1-1...Away: 0-0...Neutral: 2-1
1991...W...7-0...N
1994...W...3-0...N
1996...L...0-1...H
2004...W...4-3...H
2006...L...0-1...N

OHIO: (FSU LEADS 7-0)

Home: 2-0...Away: 0-0...Neutral: 5-0
1986...W...10-0...N
...W...5-1...N
1987...W...3-0...N
...W...6-2...N
1995...W...2-0...N#
2000...W...8-1...H
...W...6-1...H

OHIO STATE: (FSU LEADS 10-3)

Home: 5-1...Away: 0-0...Neutral: 5-2
1984...W...5-2...N
1985...W...6-0...H
...W...3-2...H
...W...11-1...H
1986...W...8-0...N
...W...3-2...N
1988...W...6-1...H
...W...2-1 (10)...H
1992...W...1-0...N
...L...0-3...N
1996...L...0-1...H
1997...W...7-2...N
2002...L...1-2 (11)...N

OKLAHOMA: (FSU LEADS 6-5)

Home: 1-0...Away: 0-0...Neutral: 5-5
1987...L...0-1...N
...W...6-1...N
1990...L...0-1 (8)...N
...W...3-2...H
1991...W...7-1...N
1994...L...1-3...N#
1997...W...2-1...N
2002...W...1-0...N
2004...W...3-2...N
2005...L...0-3...N
2009...L...1-3...N

OKLAHOMA CITY COLLEGE: (FSU LEADS 2-0)

Home: 0-0...Away: 0-0...Neutral: 2-0
1988...W...5-0...N
1992...W...2-1...N

OKLAHOMA STATE: (OSU LEADS 10-6)

Home: 0-2...Away: 1-2...Neutral: 5-6
1986...W...3-2...N
...W...2-1...N
1987...L...1-4...A
...W...2-0...A
1990...L...1-2 (8)...A
...L...1-4...N#
1991...W...2-0...N#
...W...4-3...N#
1993...L...2-5...N#
1994...L...0-1...N
...L...0-1...N
1995...L...1-5...N
...W...7-4...N
1998...L...0-4...N#
2009...L...0-1...H#
...L...0-1...H#

ONONDAGA JC: (FSU LEADS 4-0)

Home: 4-0...Away: 0-0...Neutral: 0-0
1984...W...4-1...H
...W...10-0...H
1985...W...10-0...H
...W...8-1...H

OREGON: (SERIES TIED 4-4)

Home: 2-2...Away: 0-0...Neutral: 2-2
1995...W...3-2...N
1996...W...1-0...N
1997...L...1-6...N
1998...L...0-2...N
2003...L...3-1...H
2004...W...5-4...H#
...L...1-0...H#
...W...2-0...H#

OREGON STATE: (OREGON STATE LEADS 3-0)

Home: 0-0...Away: 0-0...Neutral: 0-3
2003...L...0-2...N
...L...1-2...N#
2011...L...5-6...N

PACIFIC: (FSU LEADS 2-1)

Home: 0-0...Away: 0-1...Neutral: 2-0
1991...W...4-3...N
2000...L...2-5...A
2003...W...8-1...N

PENN STATE: (FSU LEADS 8-1)

Home: 4-1...Away: 0-0...Neutral: 4-0
1984...W...5-0...N
1992...W...7-0...N
1994...W...6-2...N
1996...W...4-3...N
1998...W...3-0...H
2002...W...4-0...H
2003...L...3-4 (11)...H



## SERIES RECORDS

2004 .....W.....8-0.....H

### PITTSBURGH: (FSU LEADS 2-0)

Home: 2-0...Away: 0-0...Neutral: 0-0  
2002 .....W.....7-0.....H  
2003 .....W.....7-1.....H

### PRINCETON: (FSU LEADS 10-0)

Home: 7-0...Away: 0-0...Neutral: 3-0  
1990 .....W.....5-0.....H  
.....W.....6-0.....H  
1991 .....W.....4-3.....N  
1992 .....W.....7-0.....H  
.....W.....2-1.....H  
1994 .....W.....2-1.....H  
2000 .....W.....4-3.....H  
.....W.....2-0.....H  
2002 .....W.....5-1.....N  
2003 .....W.....5-1.....N

### PROVIDENCE: (PROVIDENCE LEADS 1-0)

Home: 0-0...Away: 0-0...Neutral: 0-1  
1994 .....L.....0-4.....N\*

### PURDUE: (FSU LEADS 3-1)

Home: 1-1...Away: 0-0...Neutral: 2-0  
1998 .....W.....8-1.....N  
.....W.....5-4.....N  
.....L.....0-1.....H  
2009 .....W.....8-0.....H

### QUINCY COLLEGE: (FSU LEADS 2-0)

Home: 2-0...Away: 0-0...Neutral: 0-0  
1985 .....W.....4-2.....H  
.....W.....1-0.....H

### RADFORD: (FSU LEADS 4-1)

Home: 2-0...Away: 0-0...Neutral: 2-1  
1984 .....W.....8-0.....N  
2005 .....W.....4-0.....H  
2007 .....W.....2-1.....H  
2010 .....W.....10-1.....N\*

### RHODE ISLAND: (FSU LEADS 3-0)

Home: 3-0...Away: 0-0...Neutral: 0-0  
1991 .....W.....6-0.....H  
1993 .....W.....10-0.....H  
2004 .....W.....11-0.....H

### RIDER COLLEGE: (FSU LEADS 2-0)

Home: 2-0...Away: 0-0...Neutral: 0-0  
1984 .....W.....10-0.....H  
.....W.....4-0.....H

### ROBERT MORRIS: (FSU LEADS 5-1)

Home: 4-0...Away: 0-0...Neutral: 1-1  
1992 .....W.....1-0.....H  
.....W.....14-1.....H  
1994 .....L.....0-1.....N  
1995 .....W.....3-0.....N  
1998 .....W.....4-1.....H  
2004 .....W.....9-1.....H

### RUTGERS: (FSU LEADS 7-0)

Home: 5-0...Away: 0-0...Neutral: 2-0  
1985 .....W.....4-0.....H  
1986 .....W.....3-0.....H  
1987 .....W.....4-0.....N  
1992 .....W.....1-0.....H  
.....W.....8-4.....H  
2002 .....W.....5-1.....N  
2003 .....W.....6-0.....H

### SACRAMENTO STATE: (FSU LEADS 1-0)

Home: 0-0...Away: 0-0...Neutral: 1-0  
1991 .....W.....4-0.....N

### SAGINAW VALLEY STATE: (FSU LEADS 3-0)

Home: 2-0...Away: 0-0...Neutral: 1-0  
1984 .....W.....1-0.....H  
.....W.....7-2.....H  
1985 .....W.....6-0.....N

### SAMFORD: (FSU LEADS 2-0)

Home: 2-0...Away: 0-0...Neutral: 0-0  
2007 .....W.....13-5.....H  
.....W.....8-0(6).....H

### ST. JOHN'S: (FSU LEADS 3-1)

Home: 3-1...Away: 0-0...Neutral: 0-0  
2002 .....W.....8-3.....H  
2004 .....W.....7-4.....H  
2006 .....W.....7-2.....H  
2011 .....L.....5-11.....L

### ST. JOSEPH'S: (FSU LEADS 3-0)

Home: 3-0...Away: 0-0...Neutral: 0-0  
2004 .....W.....7-0.....H  
.....W.....14-0.....H  
2005 .....W.....4-0.....H

### ST. LOUIS CC: (FSU LEADS 2-0)

Home: 2-0...Away: 0-0...Neutral: 0-0  
1984 .....W.....15-0.....H  
.....W.....11-1.....H

### ST. MARY'S (TEXAS): (FSU LEADS 1-0)

Home: 0-0...Away: 0-0...Neutral: 1-0  
1986 .....W.....2-1.....N

### SAM HOUSTON: (SERIES TIED 1-1)

Home: 0-0...Away: 0-0...Neutral: 1-1  
1986 .....W.....3-2.....N  
1990 .....L.....0-2.....N

### SAMFORD: (FSU LEADS 10-0)

Home: 8-0...Away: 0-0...Neutral: 2-0  
1991 .....W.....2-1.....H  
.....W.....6-0.....H  
.....W.....4-0.....N  
1992 .....W.....10-0.....H  
.....W.....7-0.....H  
.....W.....4-3.....N  
1993 .....W.....3-1.....H  
.....W.....8-4.....H  
1995 .....W.....14-0.....H  
2006 .....W.....7-2.....H

### SAN DIEGO STATE: (SERIES TIED 1-1)

Home: 0-0...Away: 0-0...Neutral: 1-1  
2001 .....W.....2-1 (8).....N  
2011 .....L.....2-10.....N

### SETON HALL: (FSU LEADS 1-0)

Home: 0-0...Away: 0-0...Neutral: 1-0  
2007 .....W.....4-2.....N

### SOUTH ALABAMA: (FSU LEADS 3-0)

Home: 2-0...Away: 1-0...Neutral: 0-0  
2009 .....W.....6-1.....H  
2010 .....W.....2-0.....A  
2011 .....W.....6-0.....H

### SOUTH CAROLINA: (FSU LEADS 22-20)

Home: 11-6...Away: 5-8...Neutral: 6-6  
1985 .....L.....0-2.....H  
.....W.....2-0.....H  
1986 .....W.....3-0.....A  
1987 .....L.....0-4.....N  
.....L.....0-2.....N  
.....W.....1-0 (9).....A  
.....L.....1-3.....A  
.....L.....0-1.....A  
.....W.....2-1.....A  
1988 .....L.....1-5.....N  
.....L.....0-1 (9).....A  
.....L.....1-3.....A  
1989 .....L.....1-2 (10).....N\*

1990 .....L.....0-2 (9).....H  
.....W.....3-0.....H  
1991 .....L.....3-4.....N  
.....W.....4-1.....N  
1992 .....W.....3-2.....N  
.....W.....2-0.....H  
.....W.....6-0.....H  
.....W.....2-0.....H  
1993 .....L.....4-6.....A  
.....W.....7-0.....A  
.....W.....8-0.....A  
1994 .....L.....2-3.....H  
.....W.....3-1.....H  
1995 .....L.....1-2.....A  
.....L.....2-3.....A  
.....L.....3-6.....A  
.....W.....5-4.....N  
.....W.....6-0.....N  
1996 .....W.....4-2.....N  
.....W.....5-1.....H  
.....L.....3-5.....H  
.....W.....2-1.....H  
1998 .....L.....0-3.....N  
2002 .....L.....0-4.....H  
2004 .....W.....3-1.....N  
2005 .....W.....4-2.....H  
2006 .....W.....4-3.....H  
.....L.....2-4.....H  
2007 .....W.....8-3.....H

### SOUTH DAKOTA STATE: (FSU LEADS 2-0)

Home: 2-0...Away: 0-0...Neutral: 0-0  
2010 .....W.....12-0.....H  
.....W.....6-0.....H

### SOUTH FLORIDA: (SERIES TIED 38-12)

Home: 12-4...Away: 16-6...Neutral: 10-2  
1985 .....W.....2-1.....A  
.....L.....3-4.....A  
.....W.....2-1.....H  
.....W.....2-1.....H  
.....L.....1-2.....H  
.....W.....1-0.....A  
.....W.....1-0.....A  
1986 .....W.....1-0.....H  
.....W.....2-1.....H  
.....W.....3-0.....N  
1987 .....L.....3-7.....A  
.....W.....5-4.....N  
.....L.....0-2.....N  
.....W.....1-0.....N  
1988 .....W.....2-1.....A  
.....W.....8-5 (11).....A  
.....W.....8-1.....A  
1989 .....W.....4-2.....H  
.....W.....8-1.....H  
.....W.....2-0.....N  
1990 .....W.....2-1.....A  
.....W.....4-1.....A  
.....W.....2-0.....A  
1991 .....W.....2-0.....A  
.....L.....0-2.....A  
.....W.....6-5.....N  
.....W.....2-0.....N  
1992 .....W.....5-1.....A  
.....W.....3-0.....A  
.....W.....1-0.....H  
1993 .....W.....10-0.....H  
.....W.....7-0.....H  
.....W.....1-0.....N  
1994 .....W.....2-0.....N  
.....W.....4-2.....A  
.....W.....6-5.....A  
1995 .....W.....4-0.....H  
.....L.....3-4.....H  
.....L.....0-3.....A  
1996 .....W.....1-0.....A  
.....L.....1-4.....A

.....W.....3-1.....N\*  
.....W.....6-0.....N\*  
1997 .....L.....3-4.....H  
.....L.....1-3.....H  
1998 .....W.....2-1.....A  
.....L.....2-3.....A  
1999 .....L.....1-2.....A  
.....W.....2-1.....H  
.....W.....5-1.....H

### SE LOUISIANA: (FSU LEADS 2-0)

Home: 2-0...Away: 0-0...Neutral: 0-0  
2003 .....W.....4-1.....H  
2005 .....W.....6-0.....H

### SW MISSOURI STATE: (FSU LEADS 2-1)

Home: 2-0...Away: 0-0...Neutral: 0-1  
1985 .....W.....4-3.....H  
.....L.....0-1.....N  
1989 .....W.....14-0.....H

### SOUTHERN ILLINOIS: (FSU LEADS 7-4)

Home: 6-3...Away: 0-0...Neutral: 1-1  
1988 .....W.....5-1.....H  
.....L.....1-2.....H  
1989 .....W.....4-2.....H  
1990 .....W.....4-0.....H  
1993 .....W.....1-0.....H  
1996 .....L.....3-4.....H  
2002 .....W.....2-1.....H  
2005 .....L.....0-4.....H  
2007 .....L.....4-1.....N  
.....W.....6-0.....H  
2010 .....W.....9-1.....N

### SOUTHERN MISS: (FSU LEADS 11-4)

Home: 6-3...Away: 2-0...Neutral: 3-1  
1984 .....W.....1-0.....A  
.....W.....1-0.....A  
.....W.....3-0.....N  
1987 .....W.....13-3.....H  
1990 .....W.....4-0.....N  
.....W.....11-0.....N  
1999 .....L.....0-1.....N  
2000 .....L.....0-9.....H  
.....L.....1-4.....H  
2004 .....W.....5-1.....H  
.....W.....9-1.....H  
2007 .....W.....2-0.....H  
.....W.....6-1.....H  
2008 .....W.....11-3.....H  
2010 .....L.....1-2.....H

### STANFORD: (SERIES TIED 1-1)

Home: 0-0...Away: 0-0...Neutral: 1-1  
1985 .....W.....9-1.....N  
1988 .....L.....0-1.....N\*

### STEPHEN F. AUSTIN: (FSU LEADS 3-1)

Home: 0-0...Away: 0-0...Neutral: 3-1  
1984 .....L.....0-2.....N  
1990 .....W.....5-2.....N  
2009 .....W.....4-3.....N  
.....W.....10-5.....N

### STETSON: (FSU LEADS 14-1)

Home: 9-0...Away: 2-0...Neutral: 3-1  
1985 .....W.....2-1.....H  
.....W.....4-1.....N  
1987 .....W.....7-0.....N  
.....L.....3-4.....N  
.....W.....16-0.....N  
1989 .....W.....6-0.....H  
1990 .....W.....3-2.....H  
1994 .....W.....7-0.....H  
.....W.....5-0.....H  
1995 .....W.....8-0.....H  
.....W.....2-0.....H  
1996 .....W.....1-0.....H  
.....W.....6-2.....H  
2000 .....W.....2-0.....A



## SERIES RECORDS

### SUSQUEHANNA: (FSU LEADS 2-0)

Home: 2-0...Away: 0-0...Neutral: 0-0  
1985.....W.....11-0.....H  
.....W.....8-2.....H

### SYRACUSE: (FSU LEADS 6-2)

Home: 4-1...Away: 0-0...Neutral: 2-1  
2001.....W.....3-2.....H  
2002.....W.....6-3.....N  
2003.....W.....6-1.....H  
2005.....W.....5-4 (8).....H  
.....L.....1-2.....H  
.....L.....3-4 (8).....N  
2007.....W.....8-0.....H  
2010.....W.....3-0.....N

### TEMPLE: (FSU LEADS 12-1)

Home: 6-0...Away: 0-0...Neutral: 6-1  
1985.....W.....2-0.....H  
.....W.....3-0.....H  
1986.....W.....7-0.....N  
.....W.....2-0.....N  
1987.....L.....0-1 (8).....N  
.....W.....6-3.....N  
.....W.....5-0.....N  
1988.....W.....3-0.....H  
.....W.....2-0.....H  
.....W.....4-3.....N  
1989.....W.....2-1.....H  
.....W.....8-2.....H  
.....W.....3-1.....N

### TENNESSEE (UT LEADS 2-0)

Home: 0-0...Away: 0-0...Neutral: 0-2  
2006.....L.....0-1.....N  
2008.....L.....5-8.....N

### TENNESSEE- CHATTANOOGA (FSU LEADS 6-0)

Home: 3-0...Away: 2-0...Neutral: 1-0  
1996.....W.....5-2.....N  
1997.....W.....3-1.....H  
2000.....W.....1-0.....A  
.....W.....2-1.....A  
2001.....W.....4-1.....A  
.....W.....3-2 (10).....H  
2002.....W.....1-0 (8).....N\*

### TENNESSEE TECH: (FSU LEADS 3-1)

Home: 0-0...Away: 0-0...Neutral: 3-1  
1986.....W.....8-0.....N  
.....W.....11-1.....N  
1987.....W.....10-0.....N  
2007.....L.....9-8(8).....N

### TEXAS: (UT LEADS 5-4)

Home: 1-0...Away: 1-1...Neutral: 2-4  
1998.....L.....1-9.....N  
2000.....L.....0-1.....N  
2002.....W.....1-0.....H  
.....L.....2-4.....N  
2004.....W.....2-1.....N  
2005.....L.....2-7.....N  
2009.....L.....2-3.....A  
.....W.....6-4.....A  
.....W.....2-0.....N

### TEXAS A&M: (A&M LEADS 5-4)

Home: 1-1...Away: 0-1...Neutral: 3-3  
1984.....L.....2-6.....N  
1985.....L.....1-2.....A  
1986.....W.....1-0.....N  
1988.....L.....0-1.....N\*  
1990.....W.....3-1.....N  
1994.....W.....5-0.....N\*  
1994.....L.....3-7.....H  
2004.....W.....8-0.....H

2008.....L.....0-7.....N

### TEXAS-ARLINGTON: (UTA LEADS 1-0)

Home: 0-0...Away: 0-0...Neutral: 1-0  
1990.....L.....0-2.....N

### TEXAS TECH: (TEXAS TECH LEADS 4-1)

Home: 0-0...Away: 0-0...Neutral: 1-4  
2000.....W.....3-0.....N  
2002.....L.....1-4 (8).....N  
.....L.....7-8 (9).....N  
2003.....L.....0-1.....N\*  
2010.....L.....1-2.....N

### TOLEDO: (FSU LEADS 8-1)

Home: 7-1...Away: 0-0...Neutral: 1-0  
1985.....W.....3-2.....H  
1986.....W.....4-0.....H  
1987.....L.....0-3.....H  
.....W.....9-6.....H  
.....W.....8-1.....H  
1991.....W.....1-0.....N  
1993.....W.....11-0.....H  
.....W.....4-0.....H  
1999.....W.....9-1.....H

### TROY: (FSU LEADS 23-9-1)

Home: 16-5...Away: 7-3-1...Neutral: 0-1  
1995.....W.....3-1.....H  
.....W.....3-0.....H  
1996.....W.....5-2.....H  
.....L.....1-2.....H  
1997.....W.....3-2.....A  
.....T.....1-1.....A  
1998.....L.....0-5.....H  
.....W.....5-4.....H  
1999.....W.....6-1.....A  
.....W.....7-0.....H  
2000.....W.....2-1.....H  
2001.....W.....11-0.....H  
.....W.....1-0.....A  
.....L.....1-2.....A  
2002.....L.....2-4.....N  
.....W.....7-2.....H  
.....W.....9-1.....H  
2003.....W.....8-3.....A  
.....W.....7-1.....A  
2004.....W.....11-2.....H  
.....W.....6-2.....H  
2005.....L.....3-5.....A  
.....L.....1-3.....A  
2006.....W.....4-3.....H  
.....L.....2-4.....H  
2007.....W.....5-3.....A  
.....W.....4-2.....A  
2008.....L.....1-3.....H  
.....L.....0-3.....H  
.....W.....3-2.....H  
2009.....W.....2-0.....H  
.....W.....8-0.....H  
.....W.....1-0.....H

### UCLA: (UCLA LEADS 8-1)

Home: 0-0...Away: 0-0...Neutral: 1-8  
1990.....L.....1-3.....N%  
1991.....L.....2-5.....N  
.....L.....0-1.....N%  
1994.....L.....0-3.....N  
1996.....L.....0-4.....N  
2000.....L.....0-3.....N  
.....L.....1-6.....N\*  
.....L.....1-7.....N\*  
2002.....W.....2-1 (9).....N%

### UNLV: (FSU LEADS 5-1)

Home: 0-0...Away: 0-0...Neutral: 5-1  
1990.....W.....4-1.....N%  
1991.....W.....3-1.....N%  
1992.....W.....4-0.....N\*  
1996.....L.....2-3.....N  
1999.....W.....9-6.....N  
2004.....W.....2-1.....N

### UTAH:

### (UTAH LEADS 8-3)

Home: 1-1...Away: 0-1...Neutral: 2-6  
1986.....L.....2-6.....N  
1988.....W.....3-0.....N  
.....L.....4-8.....N  
1993.....L.....2-3.....N  
1997.....L.....2-6.....N  
1998.....W.....2-1.....N  
.....L.....1-4.....N  
1999.....L.....1-5.....N  
2005.....L.....5-8.....A  
2011.....L.....4-5.....H  
.....L.....7-3.....H

### UTAH STATE: (FSU LEADS 3-1)

Home: 0-0...Away: 0-0...Neutral: 3-1  
1985.....L.....0-2.....N  
1994.....W.....5-3.....N  
1996.....W.....6-5.....N  
1999.....W.....12-3.....N

### VALPARAISO: (FSU LEADS 2-0)

Home: 2-0...Away: 0-0...Neutral: 0-0  
1986.....W.....5-0.....H  
.....W.....2-0.....H

### VILLANOVA: (VILLANOVA LEADS 1-0)

Home: 0-0...Away: 0-0...Neutral: 0-1  
2000.....L.....2-3.....N

### VIRGINIA: (FSU LEADS 67-17)

Home: 34-4...Away: 15-7...Neutral: 18-6...ACC:  
31-10  
1986.....W.....4-0.....H  
.....L.....1-2.....H  
1987.....W.....7-0.....A  
.....L.....2-5.....A  
1988.....W.....4-0.....N  
.....W.....5-0.....H  
.....W.....7-1.....H  
1989.....W.....4-2.....H  
.....W.....5-1.....H  
.....W.....2-0.....N  
1990.....W.....1-0.....H  
.....W.....5-0.....H  
1991.....W.....9-1.....H  
.....W.....2-1.....H  
.....L.....1-2.....N  
.....L.....0-2.....N  
1992.....W.....10-0.....NS  
.....L.....0-1.....HS  
.....W.....5-2.....HS  
.....W.....11-1.....N#  
1993.....W.....7-0.....HS  
.....W.....3-2.....NS  
.....L.....0-1.....N#  
.....W.....2-0.....N#  
.....W.....4-2.....N#  
1994.....W.....7-0.....NS  
.....W.....4-3.....HS  
.....W.....9-4.....NS  
.....W.....8-0.....AS  
.....L.....4-5.....AS  
.....L.....0-2.....N#  
.....W.....1-0.....N#  
.....L.....0-3.....N#  
1995.....W.....2-1.....N  
.....W.....3-2.....HS  
.....W.....3-0.....HS  
1996.....W.....8-0.....AS  
.....W.....5-4.....AS  
1997.....W.....8-0.....HS  
.....L.....3-6.....HS  
1998.....L.....1-4.....AS  
.....L.....0-3.....AS  
.....W.....10-0.....N#  
.....W.....2-1.....N#  
1999.....W.....8-2.....HS  
.....W.....2-1.....HS  
.....W.....1-0.....N#  
.....W.....3-0.....N#  
2000.....L.....2-4.....N#  
.....W.....3-1.....N#  
.....W.....2-0.....N#  
.....W.....3-2.....AS  
.....W.....6-2.....AS  
2001.....W.....8-0.....HS  
.....W.....10-2.....HS  
2002.....W.....4-0.....AS

.....W.....6-3.....AS  
2003.....W.....5-0.....HS  
.....W.....12-1.....HS  
.....W.....10-1.....H#  
.....W.....10-2.....H#  
2004.....W.....1-0.....AS  
.....L.....5-4.....AS  
2005.....W.....5-3.....HS  
.....W.....4-0.....HS  
.....W.....3-2.....HS  
2006.....L.....0-1.....AS  
.....W.....8-5.....AS  
2007.....W.....8-2.....HS  
.....W.....4-2.....HS  
.....W.....8-0.....HS  
2008.....W.....9-1.....AS  
.....W.....8-3.....AS  
.....W.....5-1.....AS  
2009.....W.....3-1.....HS  
.....W.....12-4.....HS  
.....W.....5-1.....HS  
2010.....L.....1-2.....AS  
.....W.....9-6.....AS  
.....W.....2-1.....AS  
2011.....W.....8-0.....HS  
.....L.....1-2.....HS  
.....W.....6-1.....HS  
.....W.....12-5.....N#

### VIRGINIA TECH: (VIRGINIA TECH LEADS 14-12)

Home: 7-5...Away: 3-6...Neutral: 2-3...ACC: 9-13  
2005.....W.....4-2.....H  
.....W.....3-2.....H  
.....W.....5-2.....H  
.....L.....2-3 (14).....N#  
2006.....L.....0-2.....AS  
.....L.....2-10 (5).....AS  
.....W.....9-7.....AS  
2007.....L.....1-0.....HS  
.....W.....10-2.....HS  
.....L.....1-0.....HS  
.....L.....4-0.....N#  
2008.....L.....0-3.....AS  
.....L.....1-3.....AS  
.....W.....2-0.....AS  
.....L.....0-2.....N#  
2009.....W.....6-0.....HS  
.....W.....3-2.....HS  
.....L.....0-2.....HS  
2010.....L.....7-8.....AS  
.....L.....4-5.....AS  
.....W.....3-1.....AS  
.....W.....5-3.....N#  
2011.....W.....1-0.....HS  
.....L.....1-2 (10).....HS  
.....L.....3-4 (8).....HS  
.....W.....9-2.....N#

### WASHINGTON (WASHINGTON LEADS 6-5)

Home: 0-0...Away: 0-0...Neutral: 5-6  
1996.....L.....6-13.....N  
.....L.....1-3.....N  
1997.....L.....3-8.....N  
1998.....W.....1-0.....N  
2002.....L.....4-6.....N  
.....W.....3-2.....N  
2004.....W.....7-1.....N  
.....W.....2-0.....N%  
2007.....W.....3-1.....N  
2008.....L.....3-4.....N  
2009.....L.....1-4.....N

### WEST FLORIDA: (FSU LEADS 42-4)

Home: 20-2...Away: 22-2...Neutral: 0-0  
1986.....W.....5-0.....H  
.....W.....6-0.....H  
.....W.....3-0.....A  
.....W.....5-1.....A  
1987.....W.....1-0.....A  
.....W.....4-0.....A  
1988.....W.....1-0 (8).....H  
.....W.....1-0.....H  
.....W.....5-3.....A  
.....L.....1-2.....A  
1989.....W.....3-2 (10).....H  
.....L.....1-5.....H  
.....W.....3-2.....A  
.....W.....3-0.....A  
1990.....W.....1-0.....H  
.....W.....1-0.....H  
.....W.....2-0 (11).....A  
.....W.....6-0.....A  
1991.....W.....4-3.....H





## SERIES RECORDS

.....	L	.....	0-5	.....	H	
.....	W	.....	1-0	.....	A	
.....	W	.....	7-0	.....	A	
1992	.....	W	.....	2-0	.....	H
.....	W	.....	2-0	.....	H	
.....	W	.....	6-0	.....	A	
.....	W	.....	11-2	.....	A	
1993	.....	W	.....	6-1	.....	H
.....	W	.....	3-1	.....	H	
.....	W	.....	5-0	.....	A	
.....	W	.....	7-0	.....	A	
1994	.....	W	.....	10-0	.....	H
.....	W	.....	5-0	.....	H	
.....	L	.....	1-4	.....	A	
.....	W	.....	8-0	.....	A	
1995	.....	W	.....	8-0	.....	A
.....	W	.....	3-2	.....	A	
.....	W	.....	9-3	.....	H	
.....	W	.....	3-0	.....	H	
1996	.....	W	.....	8-0	.....	H
.....	W	.....	8-0	.....	H	
.....	W	.....	6-0	.....	A	
.....	W	.....	10-0	.....	A	
1998	.....	W	.....	9-3	.....	A
.....	W	.....	10-6	.....	A	
.....	W	.....	2-1	.....	H	
.....	W	.....	5-3	.....	H	

### WESTERN ILLINOIS: (FSU LEADS 8-3)

Home: 5-3...Away: 0-0...Neutral: 3-0

1984	.....	L	.....	1-3	.....	H
.....	W	.....	3-1	.....	H	
1985	.....	W	.....	1-0	.....	H
.....	W	.....	9-0	.....	N	
1986	.....	W	.....	11-0	.....	H
.....	L	.....	4-6	.....	H	
1989	.....	W	.....	5-2	.....	N
1991	.....	W	.....	2-1	.....	N
.....	W	.....	2-1	.....	H	
1999	.....	L	.....	0-1	.....	H
2006	.....	W	.....	11-6	.....	H

### WESTERN MICHIGAN (FSU LEADS 1-0)

Home: 1-0...Away: 0-0...Neutral: 0-0

2006	.....	W	.....	2-1	.....	H
------	-------	---	-------	-----	-------	---

### WICHITA STATE: (FSU LEADS 1-0)

Home: 0-0...Away: 0-0...Neutral: 1-0

1990	.....	W	.....	1-0	.....	N
------	-------	---	-------	-----	-------	---

### WINTHROP: (FSU LEADS 6-0)

Home: 2-0...Away: 0-0...Neutral: 4-0

1987	.....	W	.....	8-0	.....	N
1991	.....	W	.....	4-1	.....	N
.....	W	.....	2-0	.....	H	
.....	W	.....	4-1	.....	N	
1992	.....	W	.....	3-1	.....	N
2003	.....	W	.....	1-0	.....	H

### WISCONSIN: (FSU LEADS 4-1)

Home: 2-1...Away: 0-0...Neutral: 2-0

1997	.....	L	.....	3-12	.....	H
2000	.....	W	.....	3-0	.....	N
.....	W	.....	6-5	.....	N	
2011	.....	W	.....	.....	.....	.....

### WRIGHT STATE: (FSU LEADS 1-0)

Home: 0-0...Away: 0-0...Neutral: 1-0

1998	.....	W	.....	8-3	.....	N
------	-------	---	-------	-----	-------	---

### YALE: (FSU LEADS 1-0)

Home: 0-0...Away: 0-0...Neutral: 1-0

1995	.....	W	.....	11-1	.....	N
------	-------	---	-------	------	-------	---

### YOUNGSTOWN STATE: (FSU LEADS 4-0)

Home: 4-0...Away: 0-0...Neutral: 0-0

1997	.....	W	.....	8-2	.....	H
.....	W	.....	6-3	.....	H	
1998	.....	W	.....	1-0	.....	H
.....	W	.....	10-2	.....	H	





## MEDIA INFORMATION

### A NOTE TO THE MEDIA, FANS AND OPPONENTS

Florida State assistant sports information director Steve Stone is ready to assist you with any questions or requests you may have about the 2012 Seminole softball program, almanac, coaches and student-athletes. Please do not hesitate to contact the FSU Sports Information office if we can further assist you.

### PLAYERS & COACHES INTERVIEWS

All players and coaches interviews should be arranged through the sports information office by contacting Steve Stone at (850) 644-4836 at least 24 hours in advance. Student-athlete's phone numbers will not be released. Media may not contact any student-athlete through the use of social media, including Facebook and Twitter.

### HOW TO COVER THE SEMINOLES

Members of the media are supplied with weekly press releases, including updated individual and career statistics, as well as conference and national rankings and information on upcoming games. This information may be obtained in the sports information office and will be updated after every game at [www.seminoles.com](http://www.seminoles.com).

### WHERE THE HOME GAMES WILL BE

All of the 2012 home softball games take place at JoAnne Graf Field on Spirit Way (capacity 1,000). Media should notify the sports information office prior to home games if they plan to attend. Any accredited photographer wishing to shoot any games must check in with Steve Stone prior to game day.

### FSU ON THE WEB

All the game stories, updated stats, weekly releases and Seminole softball news you could ever ask for is available 24 hours a day, 365 days a year at [Seminoles.com](http://Seminoles.com). The official FSU Athletics Website is your first stop for all the information you could ever need on the Seminole softball team and is updated immediately following each game.

### FOLLOW SEMINOLE SOFTBALL ON TWITTER AND FACEBOOK

Media and fans are encouraged to follow @FSU\_Softball on the team's official Twitter page for instantaneous information surrounding the squad. Throughout the 2012 regular season, in-game tweeting will be provided in addition to CBS Game Tracker. Fans can also access information on the team's official facebook page at "Florida State Seminoles Softball."



**STEVE STONE**

*Assistant SID (Softball Contact)*  
850-644-4836 (O)  
850-363-0990 (C)  
sstone@fsu.edu

## CONTACT US

850-644-1403 | FAX 850-644-3820

### Mailing Address

Florida State Sports Information  
PO Box 2195  
Tallahassee, FL 32316

### Shipping Address

Florida State Sports Information  
403 Stadium Drive, West  
Room D-107  
Tallahassee, FL 32306



**ELLIOTT FINEBLOOM**

*Asst. AD/SID*  
850-644-1065 (O)  
850-445-6952 (C)  
efinebloom@fsu.edu



**KERWIN LONZO**

*Associate SID*  
850-644-5656 (O)  
850-544-4630 (C)  
klonzo@fsu.edu



**BOB THOMAS**

*Assistant SID*  
850-644-0615 (O)  
850-694-1768 (C)  
bthomas2@fsu.edu



**CHUCK WALSH**

*Deputy SID*  
850-644-1077 (O)  
850-694-2540 (C)  
cwalsh@fsu.edu



**JASON LETURMY**

*Assistant SID*  
850-644-3920 (O)  
850-228-7568 (C)  
jleturmy@fsu.edu



**MARYJANE GARDNER**

*Program Associate*  
850-644-2016 (O)  
850-443-2148 (C)  
mgardner2@fsu.edu



**ZACH STIPE**

*Assistant SID*  
850-645-7683 (O)  
850-228-7583 (C)  
zstipe@fsu.edu



**CHRISTA SALERNO**

*SID Assistant*  
412-952-1162 (O)  
850-644-3920 (C)  
csalerno@fsu.edu






## 2012 TEAM PHOTO ROSTER



**CELESTE GOMEZ**  
C - So.  
Lake City, Fla.  
Columbia HS

**00**



**EVELYN MORGADO**  
UT - R-Fr.  
Miami, Fla.  
Florida Christian HS

**2**



**AMBER BRYANT**  
OF - R-Jr.  
Pomona, Calif.  
Diamond Ranch HS

**3**



**TIFFANI BROWN**  
INF - Jr.  
Tallahassee, Fla.  
Godby HS

**6**



**MADDIE O'BRIEN**  
INF - R-Fr.  
Palm Harbor, Fla.  
Palm Harbor University HS

**7**



**COURTNEY SENAS**  
OF - So.  
Wahiawa, Hawaii  
Mililani HS

**8**



**LINDSEY PEPPERS**  
OF - Fr.  
Tallahassee, Fla.  
Maclay HS

**10**



**LOREN SMITH**  
OF - Jr.  
Land O'Lakes, Fla.  
Land O'Lakes HS

**12**



**LACEY WALDROP**  
P - Fr.  
Colonial Heights, Va.  
Thomas Dale HS

**13**



**SHAYLA JACKSON**  
OF - Sr.  
Pembroke Pines, Fla.  
Pembroke Pines Charter HS

**14**



**ERIKA LEONARD**  
C - Fr.  
Cincinnati, Ohio  
Mother of Mercy HS

**15**



**MORGAN BULLOCK**  
OF/P - Jr.  
Dacula, Ga.  
Mill Creek HS

**21**



**MALLORY BORDEN**  
2B - R-Sr.  
Jacksonville, Fla.  
Trinity HS

**22**



**KELLY HENSLEY**  
OF - So.  
Niceville, Fla.  
Niceville HS

**23**



**BRIANA HAMILTON**  
INF - Jr.  
Woodruff, S.C.  
James F. Byrnes HS

**24**



**JESSICA NORI**  
P - R-So.  
Weston, Fla.  
St. Thomas Aquinas HS

**26**



**BAILEY SCHINELLA**  
P - Fr.  
Valrico, Fla.  
Newsome HS

**27**



**ERIKA HOFFNER**  
UT - Fr.  
Alpharetta, Ga.  
Chattahoochee HS

**28**



**NICOLLETTE LEVINE**  
INF - Fr.  
Lithia, Fla.  
Newsome HS

**31**



**KIRSTIN AUSTIN**  
OF - Jr.  
Temple Terrace, Fla.  
King HS

**33**



**MONICA PERRY**  
P - R-Jr.  
Whitesburg, Ga.  
Union Grove HS

**55**



**MEGAN PLATT**  
C - Fr.  
Brooksville, Fla.  
Hernando HS

**64**



**LONNI ALAMEDA**  
Head Coach



**CRAIG SNIDER**  
Assistant Coach



**TRAVIS WILSON**  
Assistant Coach





## 2012 FLORIDA STATE SOFTBALL SCHEDULE (ALL TIMES EASTERN)

### SEMINOLE CLASSIC #1

February 10th	Stephen F. Austin	Tallahassee, FL	12:15 pm
February 10th	Ole Mississippi	Tallahassee, FL	2:30 pm
February 11th	Tennessee Tech	Tallahassee, FL	12:15 pm
February 11th- 12th	Tournament Play Begins	Tallahassee, FL	TBA
February 15th	Louisiana State University	Baton Rouge, LA	7:00 pm

### SEMINOLE CLASSIC #2 (Excludes UCF game)

February 17th	Western Carolina	Tallahassee, FL	4:45 pm
February 18th	Coastal Carolina	Tallahassee, FL	12:15 pm
February 18th	North Dakota State	Tallahassee, FL	2:30 pm
February 19th	Mercer University	Tallahassee, FL	1:00 pm
February 22nd	University of Central Florida	Tallahassee, FL	6:00 pm

### CITRUS CLASSIC (DISNEY WIDE WORLD OF SPORTS COMPLEX)

February 24th	St. Johns	Orlando, FL	12:15 pm
February 24th	Wisconsin	Orlando, FL	2:30 pm
February 25th	Marshall	Orlando, FL	12:15 pm
February 25th	Southern Illinois	Orlando, FL	4:45 pm
February 26th	Wisconsin	Orlando, FL	12:15 pm

### HAWAII CLASSIC (HONOLULU, HAWAII)

March 2nd	UCSB	Honolulu, HI	3:30 pm
March 3rd	Radford	Honolulu, HI	1:00 pm
March 3rd	Hawaii	Honolulu, HI	5:00 pm
March 4th	Tourney Play	Honolulu, HI	TBA
March 4th	Tourney Play	Honolulu, HI	TBA
March 6th	Hawaii	Honolulu, HI	6:00 pm
March 10th	North Carolina State (DH)	Tallahassee, FL	1:00 pm
March 11th	North Carolina State	Tallahassee, FL	12:00 pm
March 13th	UT Chattanooga	Tallahassee, FL	5:00 pm

### USF UNDER ARMOUR CLASSIC (TAMPA, FL)

March 16th	Dutch National Team	Tampa, FL	6:45 pm
March 17th	Northwestern University	Tampa, FL	11:15 am
March 17th	Fairfield University	Tampa, FL	1:45 pm
March 18th	Rutgers University	Tampa, FL	11:15 am
March 18th	University of South Florida	Tampa, FL	1:30 pm
March 20th	Jacksonville University	Tallahassee, FL	5:00 pm
March 21st	FAMU (away)	Tallahassee, FL	6:00 pm
March 24th	Virginia (DH)	Charlottesville, VA	1:00 pm
March 25th	Virginia	Charlottesville, VA	11:00 am
March 29th	Florida Gulf Coast University (DH)	Tallahassee, FL	5:00 pm
April 1st	University of North Carolina (DH)	Tallahassee, FL	12:00 pm
April 2nd	University of North Carolina	Tallahassee, FL	7:00 pm
April 4th	University of Florida	Tallahassee, FL	6:00 pm
April 6th	Virginia Tech	Blacksburg, VA	7:00 pm
April 7th	Virginia Tech (DH)	Blacksburg, VA	12:00 pm
April 10th	FAMU (home)	Tallahassee, FL	6:00 pm
April 12th	University of South Alabama	Tallahassee, FL	6:00 pm
April 15th	Georgia Tech (DH)	Tallahassee, FL	12:00 pm
April 16th	Georgia Tech	Tallahassee, FL	7:00 pm
April 18th	Troy	Troy, AL	5:00pm
April 21st	Boston College (DH)	Tallahassee, FL	1:00 pm
April 22nd	Boston College	Tallahassee, FL	12:00 pm
May 1st	University of North Florida	Jacksonville, FL	5:00 pm
May 5th	Maryland (DH)	College Park, MD	1:00 pm
May 6th	Maryland	College Park, MD	12:00 pm
May 10th -12th	ACC Championship	Chapel Hill, NC	TBA