

2012 BASEBALL

FLORIDA STATE



SHERMAN
JOHNSON

JAMES
RAMSEY

BRIAN
BUSCH

DEVON
TRAVIS




ONE TEAM. ONE GOAL.
ONE GAME AT A TIME.





TABLE OF CONTENTS



OUTLOOK

1	Table of Contents
2-3	This Is FSU Baseball
4-5	Great Moments In FSU Baseball
6-7	Mike Martin Field at Dick Howser Stadium
8	University & Athletic Administration
9	Quick Facts
10	2012 Roster
11	Roster Breakdown
12	Photo Roster
13-15	2012 Season Outlook

PLAYERS

16	Brian Busch
17	Sherman Johnson
18	Gary Merians
18-19	James Ramsey
20	Hunter Scantling
21	Adam Simmons
21	Mack Waugh
22	Robert Benincasa
23	Jayce Boyd
24	Justin Gonzalez
25	Seth Miller

25	Scott Sitz
26	Devon Travis
27	Stephen McGee
27	Gage Smith
28	Brandon Johnson
28	Peter Miller
29	Sean O'Brien
29	Evan Geist
30-34	Newcomers
34	Batgirls

COACHES

35-38	Head Coach Mike Martin
39	Associate Head Coach Mike Bell
40	Assistant Coach Mike Martin, Jr.
41	Director of Baseball Ops Chip Baker
41	Volunteer Assistant Matt Matulia
42	Support Staff



REVIEW

43-44	2011 Season In Review
45-46	2011 Final Stats
47	2011 Final Results
48-67	2011 Box Scores
68	2011 ACC In Review
69-71	2011 ACC Stats
72	TPX Ad

OPPONENTS

73-77	2012 Opponents
78-79	All-Time Series Records
80-84	All-Time ACC Results
85-101	All-Time Results

RECORDS

102-105	FSU Individual/Team Records
106-113	Top Ten Lists
114-116	Year-by-Year Stats
117-120	All-Time Lettermen
121-124	All-Time Jersey Numbers
125	All-Time Coaching Records

HONORS

126-127	Golden Spikes Award
128	National Players of the Year
129-133	First Team All-Americans
134-135	National Award Winners
136-138	ACC Accolades

RESULTS

139	All-Time ACC Standings
140-141	All-Time ACC Tournament Results
142-158	Year-by-Year Results
159-162	NCAA Tournament Results

SEMINOLES IN THE PROS

163-165	Seminole In The MLB Draft
166-169	Seminole In The Majors

MEDIA

170-72	Media Information
--------	-------------------

2012 ALMANAC CREDITS

The 2012 Florida State Baseball Almanac is a publication of the Florida State University Sports Information Office.

Written and edited: Jason Leturmy. **Page layout design:** Jason Leturmy

Writing, editing and research assistance: Bob Thomas, Elliott Finebloom, Kerwin Lonzo, Maryjane Gardner, Ashley Gardner, Angela Souvannara & Andrew McWilliams

Historical research: Bob Perrone and Andrew Brady.

Cover design, page template and graphic designs: Grant Hawkins Design, College Station, Texas. **Printing:** FSU UPS Store.

Featured Photographers: Ryals Lee, Larry Novey, Ross Obley, Mike Olivella and the FSU Photo Lab.

Contributing Photographers: Bill Lax, Brandon Goodman, Tom Hobbs, David Gast, TheACC.com, Brooks Wallace Award, Darren Decker of the Coleman Company, The Tallahassee Democrat, Jon Willey, Arizona Diamondbacks (Stephen Drew); Angels Baseball, Los Angeles Angels (Daniel Davidson); Brita Meng Outzen, Boston Red Sox (J.D. Drew); Tampa Bay Rays/Skip Milos (Randy Choate); Scott Rovak, St. Louis Cardinals (Shane Robinson); Jon SooHoo/LA Dodgers (Doug Mientkiewicz); New York Yankees (Kevin Cash); Michael Ivins, Boston Red Sox (Hunter Jones); ©2009 S.F. Giants (Buster Posey); BrianFlemingPhotography.com (Tyler Holt – USA Baseball); The Atlanta Braves National League Baseball Club (Matt Diaz).

Special Thanks: Bob Thomas; Steve Phillips, ACC Assistant Director of Media Relations; ACC Baseball SIDs, Heather Hirschman and Bo Carter, NCBWA.



THIS IS FSU BASEBALL

With 2,573 wins, 20 College World Series appearances, three National Championship games, 49 NCAA Tournaments, four Golden Spikes Award winners and 19 first round draft picks, Florida State University has become one of the NCAA's premiere baseball schools.

In 64 years, Florida State baseball has grown into one of the most respected collegiate programs in the country. Not only does Seminole baseball mean wins on the diamond but it also has become synonymous with national honors and awards, major league success and Olympic gold.

WINNING TRADITION

Since its inception in 1948, Florida State has the second highest winning percentage in Division I baseball history. The Seminoles are one of just two programs in NCAA Division I history to have won more than 73 percent of their games all-time and one of only three teams to have won more than 70 percent. Florida State leads all schools nationally in wins per season and is the only school to average more than 40 wins a year all-time.

No Seminole baseball player has ever gone through a losing season at Florida State in 64 years of intercollegiate play. More than 76 percent of FSU's teams have participated in NCAA Tournament action while 31.3 percent of those


teams that made the NCAA Tournament went on to compete in the College World Series. Florida State has advanced to the NCAA Tournament 34 years in a row, good for the second-longest active streak in the nation.

Florida State's dominance of college baseball since 1990 is amazing. Over the past 22 years, no team in America has finished in the top 10 and won 50+ games more times than Florida State. This decade alone no team has registered as many victories as the Seminoles. FSU's winning percentage since 2000 is second only to Rice.

NATIONAL HONORS

The nation's top players have been playing at Florida State for 64 years and the proof of that is in the honors and awards collected by the Seminoles. FSU players have been named Golden Spikes Award winners four times. No school in America has produced more winners of that prestigious award than Florida State.

Eight Seminole players have been named national players of the year spanning back to 1977 with Terry Kennedy. In 2008, Buster Posey won ev-



ery major Player of the Year award claiming the Golden Spikes Award, Dick Howser Trophy and Brooks Wallace Award while capturing the Johnny Bench Award, given to the nation's top collegiate catcher. He was also named Player of the Year by Collegiate Baseball, Baseball America and Rivals.com.

GOLDEN SPIKE AWARDS

- 1) Florida State 4
- 2) Arizona State 3
- Cal State Fullerton 3
- 4) San Diego State 2

Posey and centerfielder Tyler Holt were honored for their defensive prowess in 2008 and 2009 as recipients of the Rawlings Gold Glove Award.

In 2010, Mike McGee won the inaugural John Olerud Two-Way Player of the Year Award. McGee hit .328 with a team-high 17 home runs and 73 RBI, while posting an impressive .989 fielding percentage out in left field. He was also the Seminoles' top closer recording 13 saves with a 4-1 record and a 2.96 ERA.

When it comes to producing first team All-Americans, Florida State has produced 38 who have combined to receive 93 first team All-American honors.

FSU baseball players have taken home 218 All-America honors in program history, which means every year Seminole teams produce more than three All-Americans. Thirty-three freshmen have been honored as freshman All-Americans at Florida State.

Florida State also takes great pride in the academic success of its student-athletes over the years. A total of nine players have garnered Academic All-America honors from the College Sports Information Directors of America (CoSIDA) including seven first team honorees. Buster Posey and James Ramsey were named to the first team by



ALL-TIME WIN PCT.

- 1) Texas 740
- 2) Florida State 730
- 3) Miami 712
- 4) Wichita State 686
- 5) Arizona State 675

ALL-TIME WINS PER SEASON

- 1) Florida State 40.20
- 2) Cal State Fullerton 39.41
- 3) Coastal Carolina 36.14
- 4) Oral Roberts 35.93
- 5) Miami, Fla. 34.61

CONSECUTIVE NCAA REGIONALS

- 1) Miami 39
- 2) Florida State 34
- 3) Cal State Fullerton 20
- 4) Rice 17
- 5) Oral Roberts 14

WINS (SINCE 2000)

- 1) Florida State 594
- 2) Texas 578
- 3) South Carolina 577
- 4) Rice 576
- 5) North Carolina 548

WIN PCT. (SINCE 2000)

- 1) Rice 736
- 2) Florida State 735
- 3) Texas 723
- 4) South Carolina 714
- 5) Oral Roberts 711

COLLEGIATE BASEBALL TOP 10 FINISHES (SINCE 1990)

- 1) Florida State 18
- 2) LSU 14
- 3) Cal State Fullerton 13
- 4) Miami 12
- 5) Stanford 11

CWS APPEARANCES (SINCE 1990)

- 1) Miami 12
- LSU 12
- 3) Cal State Fullerton 11
- 4) Florida State 10
- 5) Stanford/Texas 9

50+ WIN SEASONS (SINCE 1999)

- 1) Florida State 6
- Texas 6
- 3) Rice 5
- South Carolina 5
- 4 schools tied with 4



THIS IS FSU BASEBALL

CoSIDA, while both individuals were recognized as the ACC Baseball Scholar-Athlete of the Year in 2008 and 2011, respectively. Posey went on to be named the Academic All-America of the Year in 2008. Shortstop Greg Gromek is the only two-time, first team Academic All-American in Seminole Baseball history (1970 & 1971).

MAJOR LEAGUE SUCCESS

Tallahassee has been a launching pad to the major leagues. Florida State has produced 19 first round draft picks by 18 different players, while more than 200 former Seminoles have gone on to sign professional contracts. In the 1990's alone, FSU sent 55 players into professional baseball. In 2008, Buster Posey became the 17th Seminole chosen in the first round of the Major League Baseball draft selected by the San Francisco Giants with the fifth overall pick. Sean Gilmartin joined the elusive group in 2011 when the Atlanta Braves selected the lefthander out of Moorpark, Calif., with the 27th overall pick in the first round. With Gilmartin's recent selection, FSU has had four first round picks in the last 11 years. In all, eight Florida State players have been taken in the first 10 picks of a given draft and in the 90's Major League clubs drafted an FSU player in the first round 10 times.

The list of Florida State stars who went on to play in the major leagues ranges from past major leaguers Ken Suarez, Woody Woodward, Jim Lytle, John Grubb, John Wasdin, Luis Alicea and Doug Mientkiewicz, to current pros Buster Posey, Stephen Drew, J.D. Drew, Randy Choate and Scott Proctor. Every year more Seminoles are working their way up the professional ladder and into the limelight of professional baseball.

FSU AND TEAM USA

Florida State players haven't just produced on the collegiate and Major League stage, but they also have a long history of playing for their country. Fifteen FSU players have worn the red, white and blue and competed internationally for the United States. Only four other schools have had more players called to duty with Team USA and according to USA Baseball, Florida State is the sixth-best USA Baseball National Team College Program.

In the summer of 2005, Shane Robinson followed in the footsteps of 2000 gold medalist and former Seminole Doug Mientkiewicz in deciding to play for his country. Robinson joined former Seminole greats Pedro Grifol, Paul Wilson, Jonathan Johnson and J.D. Drew among others as a member of Team USA.

Tyler Holt and Sean Gilmartin are the more recent Seminoles to play for Team USA donning the colors of their native country during the summers of 2009 and 2010, respectively.

NATION'S BEST FANS

Florida State's winning tradition has been fueled in part by its great fans. Each year, attendance in Dick Howser Stadium ranks among the nation's top 15 as over 3.3 million fans have come to see the Seminoles play since the opening of the stadium in 1983. In 2011, FSU baseball drew 176,859 fans good for an average of 4,654 per game. Both numbers ranked seventh nationally and were the highest recorded in the ACC. In 2008, FSU eclipsed the 200,000 mark for the first time in school history. The Seminoles drew a school record 202,132 fans in 41 games that year, en route to setting the average attendance record of 4,930.

The Seminole faithful set the standard for all others in the conference as more than 100,000 FSU fans have attended games at Dick Howser Stadium 10 years running, while no ACC school has drawn more fans this decade than Florida State.

MIKE MARTIN

While the Florida State baseball winning tradition began long ago under the first Seminole coaches, there is no question that tradition has reached unprecedented heights under current head coach Mike Martin.

Entering his 33rd season as head coach at Florida State, Martin continues to redefine success by any standard of measure. With 1,673 career victories, a .743 winning percentage that sits second among active NCAA Division I coaches, 32 consecutive regional tournament appearances and 14 trips to the College World Series, Martin's place in college baseball history is secure.

2011 BASEBALL HOME ATTENDANCE LEADERS

AVERAGE HOME ATTENDANCE

Team	Dates	Attendance	Avg
1. LSU	37	390,595	10,557
2. Ole Miss	32	261,006	8,156
3. Arkansas	30	235,694	7,856
4. South Carolina	40	297,279	7,432
5. Texas	43	280,011	6,512
6. Mississippi St.	31	189,218	6,104
7. Florida St.	38	176,859	4,654
8. Creighton	27	125,430	4,646
9. Clemson	36	158,154	4,393
10. TCU	36	149,334	4,148

TOTAL HOME ATTENDANCE

Team	Dates	Attendance	Avg
1. LSU	37	390,595	10,557
2. South Carolina	40	297,279	7,432
3. Texas	43	280,011	6,512
4. Ole Miss	32	261,006	8,156
5. Arkansas	30	235,694	7,856
6. Mississippi St.	31	189,218	6,104
7. Florida St.	38	176,859	4,654
8. Clemson	36	158,154	4,393
9. Texas A&M	39	155,772	3,994
10. Florida	41	153,904	3,754

Martin was inducted into the American Baseball Coaches Association Hall of Fame in 2007. Since then he has eclipsed the 1,500- and 1,600-win milestones and returned to the College World Series twice in the last four seasons, while continuing to turn out All-Americans, Major League Draft choices and postseason participants.

The FSU alum has become the face of Florida State baseball having been associated with the Seminoles for 40 of FSU's 65 seasons. He has led the Seminoles to 16 conference championships including five in the ACC with the latest coming in 2010. Since moving to divisional play in 2006, Martin has led the Seminoles to five consecutive ACC Atlantic Division titles from 2007-11. In one way or another, Martin has been a part of more than 75 percent of FSU's victories. In 2010, Martin was named to Florida State University's list of 100 Distinguished Graduates in celebration of the FSU Alumni Association Centennial.





GREAT MOMENTS IN FSU BASEBALL



BUSTER POSEY left a lasting impression on Florida State Baseball following his junior season in 2008. The Leesburg, Ga., native won every major Player of the Year award while earning consensus first team All-American accolades. He led the nation in six offensive categories and became just the fourth student-athlete in ACC history to capture baseball's version of the triple crown as he led the league in batting average (.463), home runs (26) and RBI (93). His .463 batting average was the highest recorded in a single-season in Seminole baseball history. Posey's work continued in the classroom as he was honored as the Academic All-American of the Year by CoSIDA, just the second Seminole student-athlete to receive such an honor. In the 2008 MLB First Year Player Draft, Posey was chosen fifth overall by the San Francisco Giants.



Heading into the 2008 season, the Seminoles were in search of a leadoff batter. What they found was a freshman center fielder from Gainesville, Fla., to fill that void. **TYLER HOLT** made the most of his opportunity and he ranked among the national leaders in walks (2nd) and walks per game (6th). But what was most impressive was that Holt reached base in every regular season game, a streak that reached 55 consecutive games. The streak fell two games shy of the school record 57 games set by Shane Robinson over two seasons (2004-05). Holt's streak is the longest recorded in a single-season at FSU.

FSU Baseball: An Elite Program

Success is synonymous with Florida State Baseball. In 17 of the last 21 seasons, the Seminoles have claimed the regular season title or finished with the best record in the Atlantic Coast Conference, won the ACC Tournament title or advanced to the College World Series in Omaha, Neb. Pretty impressive for a school that has the most wins in Division I since 2000 (594) and the second highest winning percentage (.730) of all-time in Division I history.

May 31, 2009 will go down as a historic day in Florida State baseball history not only for the magnitude of the game but for the results accomplished on the field. With a berth to the NCAA Super Regional on the line, Florida State put forth a record performance setting four school records and five NCAA Tournament records in a 37-6 victory over Ohio State. FSU set school records for runs (37), hits (38), doubles (15) and total bases (66), while the four above mentioned records plus the 51 combined hits by both schools set NCAA Tournament single-game records. The Seminoles also tied a school record for RBI (34) in a game and most combined runs by two teams with 43. **STEPHEN CARDULLO** also made history finishing the game 7-for-9 with five runs and five RBI. He tied the school record for hits and at-bats, while his seven hits and nine at-bats were the most in an NCAA Tournament game. The junior shortstop tallied 12 total bases recording a triple, three doubles and three singles.

SHANE ROBINSON was a terror on the base paths his entire career but it wasn't until the 2006 ACC Tournament that he cemented his name atop the career steals list at FSU. With five steals at the ACC Tournament, Robinson took over first place all-time at Florida State with 99 in his career. The All-American was 32-for-36 in 2006 stealing bases. In 2005, the center fielder swiped 13 bases before he was thrown out for the first time. He then stole 27 consecutive bases at one point during the year, surpassing his previous streak of 19 in a row as a freshman in 2004. Then in 2006, he stole 11 straight before being caught for the first time. Robinson's average was 34 steals a year, which he came just two shy of reaching in 2006. The junior did however get the one steal he needed in the NCAA Athens Regional becoming the first Seminole to swipe 100 bases in school history.




MARSHALL MCDUGALL hits six homeruns in a game versus Maryland, May 9, 1999. In the 26-2 FSU win, McDougall set NCAA records for home runs in game, RBIs in a game (16) and total bases with 25.




JD. DREW was the king of college baseball in 1997. The first Team Consensus All-American rewrote college baseball history as he became the first Division I player to ever hit 30 home runs and steal 30 bases in a season. He was named baseball player of the year by Baseball America, Collegiate Baseball and The Sporting News on top of receiving the Dick Howser Award, which was given out by the American Baseball Coaches Association. Drew's season was capped off when he won the Golden Spikes Award as the nation's top amateur baseball player.

GREAT MOMENTS IN FSU BASEBALL



Manager **BILLY MARTIN** brought the defending World Champion New York Yankees to Tallahassee April 5, 1978 to face-off with the Seminoles. The team was led by 1977 World Series **MVP REGGIE JACKSON**, Lou Pinella, Thurman Munson, Bucky Dent, Catfish Hunter and Ron Guidry to name just a few of the Yankee stars. The Yankees have visited Tallahassee on two occasions and they aren't the only major league team to come to town. George Brett and the Kansas City Royals came to town in 1988 to honor the late Dick Howser as the stadium was named after the Seminole coach and Major League manager.

In 1956 Seminole pitcher **TONY AVITABLE** struck out 24 batters for FSU in a win over Furman. The Seminoles recorded 25 strikeouts in that game, one short of the NCAA record.



All-American **PAUL WILSON** made FSU history in 1994 when he became the only Seminole ever drafted No. 1 overall in a professional sport draft. The right-handed pitcher was the first player selected in the draft by the New York Mets. Wilson is one of 18 Florida State players drafted in the first round of the MLB Draft.



The 1982 season was a special one for Seminole **JEFF LEDBETTER**. The senior set NCAA records for home runs in a season (42), home runs in a career (97), home runs in game (4), RBIs in a career (346), total bases in a season (273) and total bases in a career (704). He also set an NCAA record with a .875 slugging percentage. Ledbetter went on to be named The Sporting News' Player of the Year.

Seminole great **MIKE LOYND** led Florida State to a 61-13 record in 1986 when he went 20-3 on the hill. The hurler struck out 223 batters and became the 10th recipient of the Golden Spikes Award as the best amateur baseball player in America. Loynd is of four Golden Spikes Award winners from Florida State (Mike Fuentes 1981; J.D. Drew, 1997; Buster Posey, 2008), which is the most won by any school in the history of the award.



DEION SANDERS had a stellar football career at Florida State and went on to play in both the NFL and Major Leagues. Not only is Sanders the only athlete ever to play in a Super Bowl and a World Series, he made headlines in 1992 when on October 11 Sanders played for the Falcons in Miami and then took a charter flight to Pittsburgh for a playoff game that night. Pulling double duty was nothing new for Sanders. In 1987, the three-sport star won a Metro Conference Championship in the 400M Relay and then turned around and delivered the game-winning hit in the Metro Conference Championship game that evening.

Tallahassee has been the starting point for more than 150 **FUTURE MAJOR LEAGUERS**. Florida State Seminoles have been No. 1 picks overall, taken in the first round and won World Series Championships. Former FSU baseball players have been on the receiving end of the Gold Glove Award, named both American League and National League All-Stars, winners of the All-Star MVP and Rookie of the Year honors and even manager of a World Series Champion.

DICK HOWSER became the first ever All-American in Florida State history in 1957. A shortstop with the Kansas City Royals in 1961, Howser was named MLB Rookie of the Year by The Sporting News. As a major league manager, Howser won three pennants and a World Series Championship. His No. 34 jersey was retired at Florida State in 1976. In 2008, Howser was inducted into the National College Baseball Hall of Fame.



World Series Champion **DOUG MIENTKIEWICZ** is in select company. The former Gold Glove winner is one of only five players in USA Baseball history to win both a gold medal and a World Series Championship. In 2000, Mientkiewicz hit a game-winning grand slam in the preliminaries versus Korea and then propelled the US into the gold medal game with a walk-off, solo home run in the bottom of the ninth versus the Koreans again.

OMAHA has become a home away from home for the Florida State baseball program. The Seminoles have reached college baseball's promise land 20 times in program history. Only five teams in the history of the sport have made it to the College World Series more times than FSU. The Garnet and Gold rank in the top 10 all-time in CWS history for games played (66) and victories (26).

Head coach **MIKE MARTIN** has established himself as one of the greatest coaches ever in the collegiate game during his 32-year tenure at Florida State. On top of leading FSU to 32 consecutive NCAA Regionals and to 14 College World Series, Martin stacks up among the best coaches ever in terms of wins and winning percentage. The Hall of Fame coach is just one of three coaches in Division I history to eclipse 1,600 career victories. Martin sits second all-time among active Division I coaches in winning percentage and third in wins.

Florida State first fielded an intercollegiate baseball program in 1948, and since that very first team took the field, no Seminole baseball squad has ever posted a losing record – a streak of 64 straight winning seasons. The **1948 TEAM** defeated Troy State in the final game of the season to finish the year with a 9-8 record.





MIKE MARTIN FIELD AT



Dick Howser Stadium has taken its place as one of the top collegiate baseball facilities in the country after a two-year, \$12 million dollar project was completed in 2004. Located on the campus of Florida State University, the stadium has provided over three million fans with the feeling of having “the best seat in the house” to watch the finest in college baseball action. On April 2, 2005 Florida State University dedicated the field at Dick Howser to current head coach Mike Martin. Florida State’s skipper for the last 33 years now coaches on the diamond bearing his name, Mike Martin Field at Dick Howser Stadium.

Florida State’s players and coaches enjoy the convenience and luxury of a clubhouse and locker room currently located behind the Seminole dugout. The Griffin Family Clubhouse was moved to the first base side for the 2004 season as the construction process was completed. The main locker room was described by former Seminole and 2004 World Series Champion Doug Mientkiewicz as being “better than 95% of the big league clubhouses” he has seen. The locker room contains a personalized wooden locker for each player, a separate locker room for the Seminole coaches and trainers, and a video area where FSU players and coaches can watch film.

The stadium also houses all of the baseball offices. The coaches’ offices overlook the stadium behind home plate. There is also a weight room and training area adjacent to the clubhouse. Each of the areas were expanded and improved during the renovation process.

There are on-going efforts to keep Dick Howser Stadium one of the top facilities in college baseball. Truly a “player’s ballpark,” the stadium has had many upgrades even since the \$12 million renovation was completed. In 2005 an upgraded \$50,000 sound system was installed and an enhanced exterior brick façade as the outfield walls now match the exterior grandstand of the stadium. During the summer of 2011, the field underwent a major face lift in which a new drainage system was put in place in the outfield. New sod was also laid in both the infield and outfield, while the foul territory, from the edge of the outfield grass in front of the first base dugout all the way around to the third base dugout, was lined with turf. New clay was deposited in the infield

to regulate moisture, thus provide a better playing surface. Also, the clay on the pitcher’s mound and around the batter’s box was changed out in favor of a hybrid clay mixed with synthetic polymers designed to be more water and wear resistant. Finally, five new 14-foot fans were installed in the grandstand, while a radio system was installed in the restrooms throughout the stadium so fans can stay informed of all the action.

Dick Howser Stadium, named after the late Kansas City Royals and Florida State manager who was also Florida State’s first-ever baseball All-American, is a showcase befitting one of the top collegiate teams in the nation. From the beautifully manicured playing surface to the chair back seats, Howser Stadium is one of the best places in the country to watch a college baseball game.

Stadium capacity increased to 6,700 as additional seats were added during the two-year construction process. Florida State annually ranks in the top 15 nationally in attendance. In 2008, Florida State set single-season records for both total home attendance (202,132) and average home attendance (4,930). It marked the first time in school history that more than 200,000 fans turned out. The Seminole faithful helped reach a new landmark in 2009, when the 39-game home slate brought 184,227 fans to the ballpark, pushing FSU’s all-time, home attendance past three million. FSU averaged 4,654 in 38 home games during the 2011 schedule, the seventh highest home attendance average in the nation and the best in the ACC.

The top three crowds in Dick Howser Stadium history all came during the 2008 season. FSU surpassed 6,000 fans twice in 2011 in home contests against Florida (6,357) and North Carolina (6,343). When you consider that the one-millionth fan walked through the gates of Dick Howser Stadium in 1994 – only its 12th season of operation – and two million more made the same trek over the next 17 years, there is little doubt that the Seminoles remain a top draw. Since the 1983 opening, FSU has average over 2,800 fans per game and more recently the Seminoles have averaged over 4,000 fans for seven straight seasons.

The Seminole faithful set the standard for all others in the ACC as more than 100,000 FSU fans have attended games at Dick Howser Stadium each of the last 10 years and 12 of the last 13. No ACC school has drawn as many fans in the new millennium.

Seminole fans are simply the best and most knowledgeable in college baseball. Although they live and die with their Seminoles, the FSU faithful are known nationwide for their sportsmanship and appreciation of good baseball — by both teams. Fans, along with the stadium and a professional game operation, are a large reason that Mike Martin Field at Dick Howser Stadium has been chosen as an NCAA Regional Tournament site 25 times in 29 years since its opening in 1983. Dick Howser Stadium has also served as host to eight Super Regionals since the new postseason format was adopted in 1999.

The stadium was dedicated in honor of Dick Howser in March of 1988 prior to an exhibition game between Florida State and the Kansas City Royals, two of Howser’s former teams. As part of the stadium dedication,

TOP 20
DICK HOWSER CROWDS

No.	Opponent	Date	Attendance
1.	Miami	4/19/08	6,789
2.	Miami	4/18/08	6,756
3.	Florida	4/15/08	6,737
4.	Miami	4/15/06	6,715
5.	Miami	4/14/06	6,700
6.	Florida	4/18/07	6,574
7.	Auburn	3/1/08	6,544
8.	Florida	4/13/10	6,526
9.	Texas	6/8/03	6,524
10.	Auburn	6/4/05	6,398
11.	Florida	3/30/05	6,393
12.	Miami	4/10/04	6,387
13.	Florida	4/12/11	6,357
14.	Florida	4/14/09	6,345
15.	North Carolina	4/9/11	6,343
16.	Miami	4/17/04	6,328
17.	Florida	4/19/06	6,246
18.	Miami	4/11/86	6,145
19.	Texas	6/9/03	6,138
20.	Miami	4/26/03	6,056



DICK HOWSER STADIUM



est Seminole baseball players, along with his entire family, have their names adorning the Seminole Clubhouse. Out of appreciation to the family for a generous gift when the school was renovating Dick Howser Stadium, FSU named one of the nation's top locker rooms in honor of the family as Seminole players now prepare for games and practices in the Griffin Family Clubhouse.

The clubhouse is one of the most impressive in the nation with personalized wooden lockers, a big screen television, a state-of-the-art sound system and every comfort current and future Seminoles could ever ask for.

"Phenomenal," was the first word that came to mind when former Seminole Doug Mientkiewicz first toured the Griffin Family Clubhouse. "I walked into the clubhouse for the first time and I said, 'This is better than 95% of the big league clubhouses.' The clubhouse at Fenway, when we won the World Championship in 2004, was about the size of this room. If it's not the best, I'd like to see the best in college baseball. To me this is the best place to be and this is the best place to play."

Kansas City all-stars George Brett and Bo Jackson helped unveil a new \$150,000 matrix scoreboard and a bronze bust of Howser. While the bust of Howser still stands in Haggard Baseball Plaza, the matrix scoreboard was replaced in January 2004 with a new \$800,000 video board. The state-of-the-art scoreboard provides lineups, statistics and replays throughout the game and stands 40 feet high and 70 feet wide.

Mike Martin Field at Dick Howser Stadium has come a long way in the last two decades. Old Seminole Field was christened Seminole Stadium March 28, 1983, after a one million dollar renovation was completed on the park. Wooden bleachers were replaced with a two-tier concrete grandstand seating 2,500. Modern concession areas, rest-rooms and a press box complete with separate booths for radio and television broadcasts were also added.

The playing surface dimensions measure 320 feet to right field, 400 feet to center and 340 feet to left. Prior to the 1986 season, a screen was added to the top of the right field wall, increasing in five-foot increments from 20 feet in the power alley to 30 feet in right field — giving a unique effect.

The playing field itself is also often compared to that of a major league park. FSU grounds chief Brian Donaway and his crew oversees the everyday upkeep of the playing surface and surroundings, spending hours on the field year-round. The dedication and hard work were rewarded in the fall of 2001, when Dick Howser Stadium was named the best collegiate baseball field in the country. Often taken for granted, the grounds crew gives Mike Martin Field at Dick Howser Stadium a playing field unsurpassed by any collegiate team in the nation.

The beautiful home of Florida State's baseball Seminoles, from the Mike Loynd Tradition Room and the Griffin Family Clubhouse to the top-notch playing field and overall family atmosphere, is indeed a fitting tribute to one of FSU's greatest alumni, Dick Howser.

MIKE LOYND TRADITION ROOM

The Mike Loynd "Tradition Room", located underneath the first base stands, holds an attractive showcase which tells the story of the great players, award-winners and tremendous FSU teams of the past. Trophies and plaques depicting Florida State's baseball success through the years adorn the walls. It also provides a comfortable lounge area adjacent to the FSU clubhouse.

Separate wall displays, attractively back-lit, are devoted to Florida State All-Americans, former Seminoles in the pros and FSU's 20 College World Series teams and 17 conference championships. Another wall is lined with FSU's most recent tournament and conference championship trophies, as well as replicas of the Golden Spikes Awards of Mike Loynd, Mike Fuentes, J.D. Drew and Buster Posey.

The Mike Loynd Tradition Room, built thanks to the generous donation of former Florida State All-American Mike Loynd, serves as a showcase for the great tradition which is Florida State baseball.

THE GRIFFIN FAMILY CLUBHOUSE

Former Seminole first team All-American John-Ford Griffin grew up in a Garnet & Gold home. Both his father Bill and mother Carla attended FSU as well as his two sisters. So it seems appropriate one of the great-

SEASON HOME ATTENDANCE TOTALS (since opening of stadium in 1983)

Year	Dates	Total	Average
1983 [^]	30*	57,575	1,919
1984	51*	72,518	1,422
1985	58*	103,552	1,785
1986	45*	118,897	2,642
1987	43*	86,209	2,005
1988	46*	86,628	1,884
1989	46*	87,240	1,896
1990	40	106,081	2,652
1991	40*	109,549	2,739
1992	41*	90,278	2,202
1993	40*	80,757	2,019
1994	42*	106,352	2,532
1995	35*	85,137	2,432
1996	36	72,382	2,010
1997	38*	98,622	2,595
1998	32*	62,128	1,941
1999	40*	102,931	2,573
2000	41*	114,651	2,796
2001	37*	91,520	2,474
2002	44*	129,013	2,932
2003	40*	131,223	3,281
2004	35*	115,680	3,305
2005	38*	171,643	4,516
2006	37	163,587	4,421
2007	41*	183,534	4,476
2008	41*	202,132	4,930
2009	39*	184,227	4,724
2010	37*	172,149	4,652
2011	38*	176,859	4,654
TOTAL	1,171	3,363,054	2,871

[^]Stadium opened in middle of 1983 season; *Includes NCAA Regional & Super Regional games; **BOLD** indicates FSU single-season record.

STADIUM QUICK FACTS

Capacity	6,700
Dimensions	320' right - 400' center - 340' left
Alleys	365-LC; 360-RC
Height of Wall	10'
Height of Right Field Screen	30'
Playing Surface	Natural Grass (Bermuda)
Opening Day	March 29, 1983
First Game Result	FSU 5, LSU 15
First FSU Win	FSU 10, LSU 5 (3/30/83)
First Day Crowd	1,305
First Run	Tommy Zoeller (FSU)
First Hit	Zoeller, single to left
First RBI	Danny Dowell (FSU), single to score Zoeller
First Batter	John Morse (LSU)
First Putout	Rick Figueroa (FSU), 5-3 putout on Morse
First Assist	Mark Barineau (FSU) on Morse grounder
First Double	Ronnie Corbett (LSU), sixth inning
First Triple	Ronnie Corbett (LSU), eighth inning
First Home Run	Rick Figueroa (FSU), fifth inning
FSU in Dick Howser Stadium	909-188-1 (.828)



UNIVERSITY & ATHLETIC ADMINISTRATION

2011-12 FLORIDA STATE BOARD OF TRUSTEES



Dr. Eric J. Barron
President



Randy Spetman
Director of Athletics



Pamela L. Perrewe
Faculty Athletics Representative



Monk Bonasorte
Senior Associate Athletics Director



Kevin Terry
Senior Associate Athletics
Director/CFO



John Lata
Assistant Athletics Director/
Baseball Oversight



Avi Assidon



Allan Bense



**Edward E. "Ed"
Burr**



**Susie
Busch-Transou**



**Joseph L.
Camps**



**Emily
Fleming Duda**



**Joseph
Gruters**



**Wm. Andrew
Haggard, Chair**



**Mark
Hillis**



**James E.
Kinsey, Jr.**



**Sandra
Lewis**



**Margaret A.
"Peggy" Rolando**



**Brent W.
Semblar**



QUICK FACTS

UNIVERSITY INFORMATION

Location.....Tallahassee, FL
 Symbol.....Seminole
 Colors.....Garnet and Gold
 Enrollment.....(as of Fall 2010) 40,838
 President..... Dr. Eric J. Barron
 Athletic Director.....Randy Spetman
 Assistant Athletics Director of Student Services/Baseball..... John Lata
 Conference.....Atlantic Coast Conference
 National Affiliation (Division).....Division I

BASEBALL INFORMATION

Head Coach.....Mike Martin
 Alma Mater.....Florida State (1966)
 Record at Florida State.....1673-577-4 (33rd Season)
 Career Coaching Record.....1673-577-4 (33rd Season)
 Associate Head Coach.....Mike Bell (1st Season)
 Assistant Coach.....Mike Martin, Jr. (15th Season)
 Volunteer Coach.....Matt Matulia (2nd Season)
 Baseball Office Phone Number.....(850) 644-1073
 Ticket Office Phone Number.....(850) 644-1830
 Home Field/Capacity.....Dick Howser Stadium/6,700
 Surface/Dimensions.....Natural Grass/LF-340, CF-400, RF-320

TEAM INFORMATION

2011 Overall Record.....46-19
 Home Record.....29-9
 Away/Neutral Record.....17-10
 2011 Conference Record/Finish.....19-11/Atlantic Division Champions
 Home Record.....10-5
 Away Record.....9-6
 2011 ACC Tournament.....2-2 - Runners-up
 Lost to NC State 7-0
 Defeated Clemson 6-3
 Defeated Georgia Tech 4-2
 Lost to Virginia 7-2 (Championship Game)
 2011 NCAA Tournament.....4-2 - Super Regional (Tallahassee, FL)
 Tallahassee Regional - Defeated Bethune-Cookman 6-5
 Defeated Alabama 9-5, 11-1
 Tallahassee Super Regional - Lost series to Texas A&M - 2-1
 Game 1: lost 6-2; Game 2: won 23-9; Game 3: lost 11-2
 Letterwinners Returning/Lost.....17/14
 Newcomers.....17
 Position Starters Returning/Lost.....6/3
 Pitchers Returning/Lost.....9/6
 All-Time School Record (Yrs/Pct.).....2573-948-10 (64/.730)
 All-Time ACC Record (Yrs).....361-149-0 (20)
 All-Time NCAA Record (Yrs).....167-111-0 (49)
 Years in NCAA Regional (Last).....49 (2011, 34 Consecutive)
 All-Time College World Series Record (Pct.).....26-40-0 (.394)
 Years in College World Series (Last).....20 (2010)

SID INFORMATION

Baseball SID.....Jason Leturmy
 Phone Number.....(850) 644-3920
 Fax Number.....(850) 644-3820
 Cell Phone.....(850) 228-7568
 Press Box Number.....(850) 644-1553
 Email Address.....jleturmy@fsu.edu
 Mailing Address.....Florida State University
 403 Stadium Drive West, Room D0107
 Tallahassee, FL 32306
 Athletic Website.....www.seminoles.com
 Baseball Twitter.....@FSU_Baseball
 Conference Baseball SID.....Steve Phillips
 Email Address.....sphillips@theacc.org
 Conference Website.....www.theacc.com

MEDIA INFORMATION

Radio Station.....100.7 FM - Tallahassee (Saturday & Sunday),
 WFLA-AM 1270 - Tallahassee (Monday - Friday)
 Radio Contact.....Matt Millar
 Phone.....850-422-3107
 Play-by-Play Announcers.....Tom Block & Eric Luallen

2011 FINAL RANKINGS

Baseball America.....8
 USA Today/ESPN Coaches Poll.....9
 Collegiate Baseball.....9
 NCBWA.....10

2011 ACC TEAM STATS

Batting......293 (5th)
 Pitching.....3.81 (6th)
 Fielding Percentage......972 (5th)

RETURNING STAT LEADERS

Batting Average.....James Ramsey (.364)
 Hits.....James Ramsey (91)
 Runs Scored.....James Ramsey & Devon Travis (58)
 Doubles.....Devon Travis (26)
 Triples.....Jayce Boyd (4)
 Home Runs.....James Ramsey (10)
 RBI.....James Ramsey (67)
 Stolen Bases.....James Ramsey (11)
 ERA (10 + innings pitched).....Robert Benincasa (3.58)
 Innings Pitched.....Brian Busch (63.0)
 Wins.....Brian Busch & Gary Merians (6)
 Strikeouts.....Hunter Scantling (48)





2012 ROSTER

NUMERICAL ROSTER

No.	Name	Pos	B-T	Ht	Wt	Cl	Hometown (Previous School)
1	Giovanny Alfonzo	INF	R-R	5-10	165	FR	Port St. Lucie, FL (Lincoln Park Academy)
2	Josh Delph	OF	L-L	6-0	185	FR	Bartow, FL (Bartow HS)
3	John Nogowski	OF/1B	R-L	6-2	210	FR	Tallahassee, FL (North Florida Christian)
5	Bert Givens	OF	R-R	6-1	195	FR	Tallahassee, FL (Chiles HS)
6	Sean O'Brien	OF	R-R	6-2	195	SO	Clearwater, FL (Clearwater HS)
7	Luke Weaver	RHP	R-R	6-2	160	FR	DeLand, FL (DeLand HS)
8	Devon Travis	2B	R-R	5-9	180	JR	Wellington, FL (Palm Beach Central HS)
9	Stephen McGee	C	R-R	6-3	220	R-SO	Port St. Lucie, FL (Port St. Lucie HS)
10	Justin Gonzalez	INF	R-R	6-2	200	JR	Miami, FL (Columbus HS)
12	Cody Alling	LHP	L-L	5-11	160	FR	Pensacola, FL (Pensacola Catholic)
13	John Holland	INF	L-R	5-11	180	FR	Johns Creek, GA (Northview HS)
14	Kyle Bird	LHP	L-L	6-2	180	FR	Orange Park, FL (Clay HS)
15	Evan Geist	LHP	R-L	6-3	195	R-FR	Roswell, GA (Marist HS)
16	Jayce Boyd	INF	R-R	6-3	200	JR	Cantonment, FL (Tate HS)
17	Mike Compton	RHP	R-R	6-2	195	FR	Branson, MO (Branson HS)
18	Seth Miller	OF	L-L	6-2	200	JR	Southport, FL (Northwest Florida SC)
19	Gage Smith	RHP	R-R	6-1	190	R-SO	Tallahassee, FL (North Florida Christian)
20	Stephen Spradling	OF	R-R	6-0	205	JR	Boynton Beach, FL (Broward CC)
22	Robert Benincasa	RHP	R-R	6-2	195	JR	Tampa, FL (Armwood HS)
23	James Ramsey	OF/2B	L-R	6-0	190	SR	Alpharetta, GA (Wesleyan HS)
24	Brian Busch	LHP	L-L	6-2	237	SR	Boca Raton, FL (West Boca Raton Community HS)
26	Scott Sitz	RHP	R-R	5-10	210	JR	Jacksonville Beach, FL (Fletcher HS)
27	Mario Amaral	C	R-R	6-1	220	FR	Hialeah, FL (Ronald W. Reagan HS)
28	Lee Howard	C	R-R	6-0	190	FR	Fleming Island, FL (Fleming Island HS)
30	Hunter Scantling	RHP	R-R	6-8	270	SR	Jacksonville, FL (Episcopal HS)
31	Gary Merians	RHP	L-R	6-3	220	SR	Ocala, FL (Santa Fe College)
32	Sherman Johnson	INF	L-R	5-10	183	SR	Tampa, FL (Alonso HS)
33	Bryant Holtmann	LHP	R-L	6-5	200	FR	New Baden, IL (Breese Central HS)
35	Jordan Priddle	LHP	L-L	6-2	195	FR	Tallahassee, FL (Leon HS)
37	Brandon Leibrandt	LHP	L-L	6-4	195	FR	Alpharetta, GA (Marist School)
38	Adam Simmons	RHP	R-R	6-0	195	SR	Sebring, FL (South Florida CC)
40	Peter Miller	RHP/INF	R-R	6-1	195	SO	Lutz, FL (Cambridge Christian)
42	Michael Cetta	RHP	R-R	6-0	198	FR	Miami, FL (Miam Palmetto HS)
44	Mack Waugh	RHP	R-R	6-2	185	SR	Naples, FL (Tallahassee CC)
51	Brandon Johnson	LHP	L-L	6-2	200	SO	Tampa, FL (Alonso HS)
53	Jose Brizuella	OF/INF/RHP	L-R	6-0	187	FR	Weston, FL (Archbishop McCarthy HS)

ALPHABETICAL ROSTER

No.	Name	Pos
1	Giovanny Alfonzo	INF
12	Cody Alling	LHP
27	Mario Amaral	C
22	Robert Benincasa	RHP
14	Kyle Bird	LHP
16	Jayce Boyd	INF
53	Jose Brizuella	OF/INF/RHP
24	Brian Busch	LHP
42	Michael Cetta	RHP
17	Mike Compton	RHP
2	Josh Delph	OF
15	Evan Geist	LHP
5	Bert Givens	OF
10	Justin Gonzalez	INF
13	John Holland	INF
33	Bryant Holtmann	LHP
28	Lee Howard	C
51	Brandon Johnson	LHP
32	Sherman Johnson	INF
37	Brandon Leibrandt	LHP
9	Stephen McGee	C
31	Gary Merians	RHP
40	Peter Miller	RHP/INF
18	Seth Miller	OF
3	John Nogowski	OF/1B
6	Sean O'Brien	OF
35	Jordan Priddle	LHP
23	James Ramsey	OF/2B
30	Hunter Scantling	RHP
38	Adam Simmons	RHP
19	Gage Smith	RHP
26	Scott Sitz	RHP
20	Stephen Spradling	OF
8	Devon Travis	2B
44	Mack Waugh	RHP
7	Luke Weaver	RHP

PRONUNCIATION GUIDE

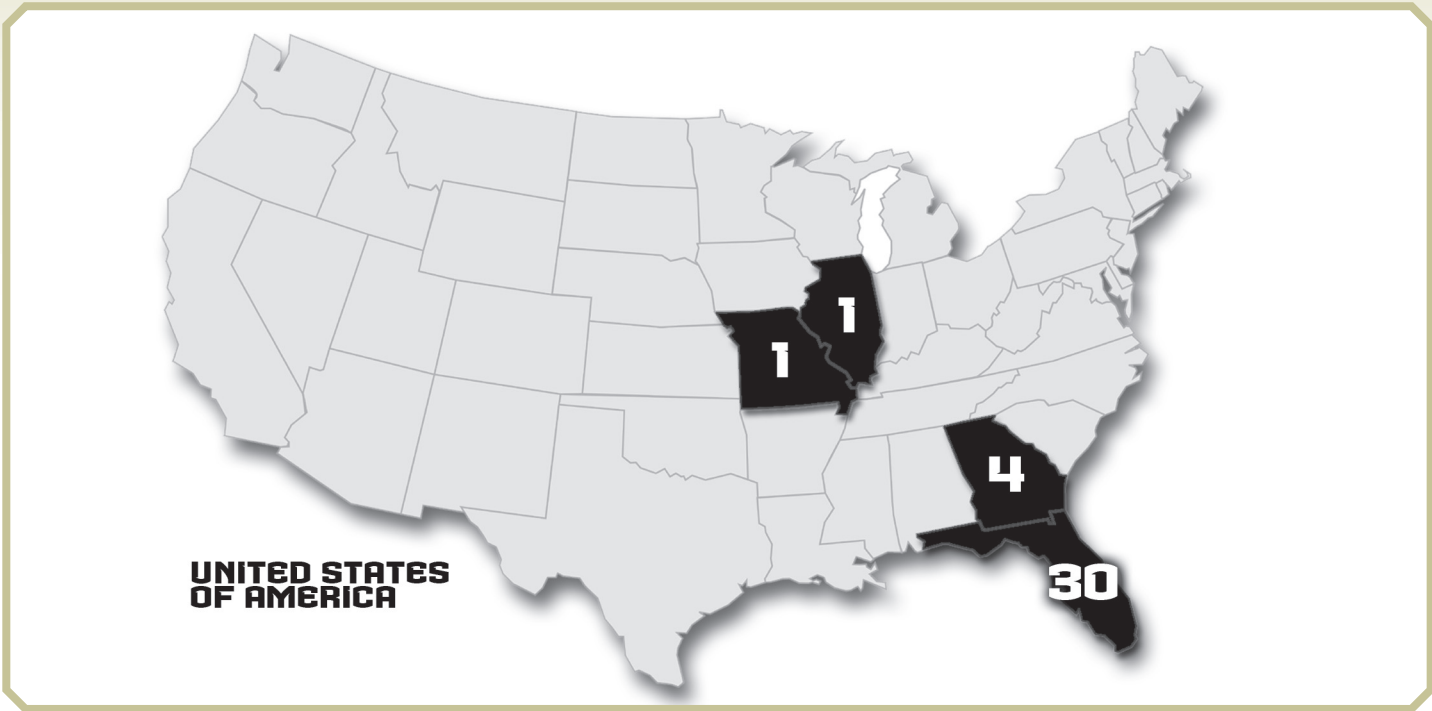
Cody Alling	All-ing
Robert Benincasa	Ben-in-casa
Jayce Boyd	Jace
Jose Brizuella	Briz-way-lah
Michael Cetta	Set-uh
Matt Matulia (coach)	Mah-too-lah
Scott Sitz	Sights

COACHING STAFF

Head Coach: Mike Martin (33rd Season) Florida State (1966)
 Associate Head Coach: Mike Bell (1st Season) Florida State (1996)
 Assistant Coach: Mike Martin, Jr. (15th Season) Florida State (1995)
 Volunteer Coach: Matt Matulia (2nd Season) The Citadel (2006)



ROSTER BREAKDOWN



EXPERIENCE BREAKDOWN

Seniors 7 - Busch, Johnson, Merians, Ramsey,
Scantling, Simmons, Waugh
Juniors 7 - Benincasa, Boyd, Gonzalez, S. Miller,
Sitz, Spradling, Travis
Redshirt Sophomores 2 - McGee, Smith
Sophomores 3 - Johnson, P. Miller, O'Brien
Redshirt Freshman 1 - Geist
Freshmen 16 - Alfonzo, Alling, Amaral, Bird, Brizuela, Cetta,
Compton, Delph, Givens, Holland, Holtmann, Howard,
Leibrandt, Nogowski, Priddle, Weaver

BREAKDOWN BY STATE

Florida 30 - Alfonzo, Alling, Amaral, Benincasa, Bird, Boyd
Brizuela, Busch, Cetta, Delph, Givens, Gonzalez, Howard,
B. Johnson, S. Johnson, McGee, Merians, P. Miller, S. Miller,
Nogowski, O'Brien, Priddle, Scantling, Simmons, Sitz,
Smith, Spradling, Travis, Waugh, Weaver
Georgia 4 - Geist, Holland, Leibrandt, Ramsey
Illinois 1 - Holtmann
Missouri 1 - Compton





2012 PHOTO ROSTER




1
Giovanni Alfonzo
INF, R/R, 5-10, 165
FR, Port St. Lucie, FL




2
Josh Delph
OF, L/L, 6-0, 185
FR, Bartow, FL



3
John Nogowski
OF/1B, R/L, 6-2, 210
FR, Tallahassee, FL



5
Bert Givens
OF, R/R, 6-1, 195
FR, Tallahassee, FL



6
Sean O'Brien
OF, R/R, 6-2, 195
SO, Clearwater, FL



7
Luke Weaver
P, R/R, 6-2, 160
FR, DeLand, FL



8
Devon Travis
2B, R/R, 5-9, 180
JR, Wellington, FL



9
Stephen McGee
C, R/R, 6-3, 220
R-SO, Port St. Lucie, FL




10
Justin Gonzalez
SS, R/R, 6-2, 200
JR, Miami, FL




12
Cody Alling
P, L/L, 5-11, 160
FR, Pensacola, FL



13
John Holland
INF/OF, L/R, 5-11, 180
FR, Johns Creek, GA



14
Kyle Bird
P, L/L, 6-2, 180
FR, Orange Park, FL



15
Evan Geist
P, R/L, 6-3, 195
R-FR, Roswell, GA



16
Jayce Boyd
INF, R/R, 6-3, 200
JR, Cantonment, FL



17
Mike Compton
R, R/R, 6-2, 195
FR, Branson, MO




18
Seth Miller
OF, L/L, 6-2, 200
JR, Southport, FL



19
Gage Smith
P, R/R, 6-1, 190
R-SO, Tallahassee, FL



20
Stephen Spradling
OF, R/R, 6-0, 205
JR, Boynton Beach, FL



22
Robert Benincasa
P, R/R, 6-2, 195
JR, Tampa, FL



23
James Ramsey
OF, L/R, 6-0, 190
SR, Alpharetta, GA



24
Brian Busch
P, L/L, 6-2, 237
SR, Boca Raton, FL



26
Scott Sitz
P, R/R, 5-10, 210
JR, Jacksonville Bch, FL



27
Mario Amaral
C, R/R, 6-1, 220
FR, Hialeah, FL



28
Lee Howard
C, R/R, 6-0, 190
FR, Fleming Island, FL




30
Hunter Scantling
P, R/R, 6-8, 270
SR, Jacksonville, FL




31
Gary Merians
P, L/R, 6-3, 220
SR, Ocala, FL



32
Sherman Johnson
INF, L/R, 5-10, 183
SR, Tampa, FL



33
Bryant Holtmann
P, R/L, 6-5, 200
FR, New Baden, IL




35
Jordan Pridle
P, L/L, 6-2, 195
FR, Tallahassee, FL



37
Brandon Leibrandt
P, L/L, 6-4, 195
FR, Alpharetta, GA



38
Adam Simmons
P, R/R, 6-0, 195
SR, Sebring, FL



40
Peter Miller
P/INF, R/R, 6-1, 195
SO, Lutz, FL



42
Michael Cetta
RHP, R/R, 6-0, 198
FR, Miami, FL



44
Mack Waugh
P, R/R, 6-2, 185
SR, Naples, FL



51
Brandon Johnson
P, L/L, 6-2, 200
SO, Tampa, FL



53
Jose Brizuela
OF/INF/P, L/R, 6-0, 187
FR, Weston, FL



11
Mike Martin
Head Coach



21
Mike Bell
Associate Head Coach



4
Mike Martin, Jr.
Assistant Coach



46
Matt Matulia
Assistant Coach

SEMINOLES



2012 SEASON OUTLOOK

GENERAL OUTLOOK

Florida State returns 19 players including 17 letterwinners from a 2011 squad that advanced to the NCAA Super Regionals. The Seminoles welcome back all four starting infielders in Jayce Boyd, Devon Travis, Justin Gonzalez and Sherman Johnson, who each recorded at least 59 starts a season ago. James Ramsey and Seth Miller return as starters in the outfield for the Garnet & Gold, where Ramsey will be slotted as the 'Noles starting centerfielder. Seniors Hunter Scantling and Brian Busch will pace the Seminoles on the mound in 2012. In all, seven of nine pitchers with 10 or more appearances last season return to the fold.

The Seminoles return their top three hitters from last year – Ramsey, Boyd and Travis – all of whom hit over .325 in 60 or more games played. All three student-athletes finished the 2011 campaign posting season-highs in batting average, hits, doubles, RBI, slugging percentage, on-base percentage and total bases.

FSU finished the 2011 season 10th in the nation and first in the ACC in scoring averaging 7.3 runs per game. The Seminoles have ranked among the nation's best in terms of run production over the last five years finishing in the top 20 in scoring four times. The 2012 season should be nothing different as the Garnet & Gold return 62 percent of their RBI total and 59 percent of their run total from last year. Ramsey led the team with 67 RBI in 2011, while both he and Travis scored a team-high 58 runs.

There are plenty of new faces looking to contribute in 2012 as the Seminoles welcome 17 newcomers including 16 freshmen and one junior college transfer. This year's incoming class, which was ranked 16th-nationally by Collegiate Baseball, is made up of eight pitchers including five left handers, three outfielders, two infielders, two catchers and two utility players. Stephen Spradling is the lone JUCO transfer in this year's class as he spent the last two seasons playing at Broward Community College.

Florida State enters the 2012 campaign in search of its sixth consecutive ACC Atlantic Division title in this the seventh season of divisional play. The Seminoles

have averaged over 20 league wins over the last six years claiming the best record in the ACC in 2007 and 2009. FSU has also played in three straight ACC Championship games claiming the league title in Greensboro, N.C. in 2010.

No team in college baseball has won more games in the new millennium than Florida State. The Seminoles' 594 victories since the start of the 2000 season (49.5 per year) are 16 clear of their closest competitor (Texas – 578). FSU's .736 winning percentage in that span ranks second only to Rice (.737).

Mike Martin enters his 33rd season as head coach at Florida State and his 40th season in which he has been associated with the Seminole baseball program when you add his time as a player and an assistant coach. Of the 3,531 baseball games played in program history, Martin has been involved in 2,638 games including 1,940 victories. In one way or another, Martin has been a part of 75.4 percent of FSU's all-time wins. He ranks second among active Division I head coaches in winning percentage (.743) and third in victories with 1,673. Martin has led the Seminoles to 32 consecutive regional tournament appearances and 14 trips to the College World Series.

Florida State will begin the year ranked among the top 20 teams nationally according to a pair of preseason polls in Collegiate Baseball (No. 13) and Baseball America (No. 20). The Seminoles closed the 2011 season ranked in the top 10 in all four national polls. Both Ramsey and Travis were honored as preseason All-Americans by the NCBWA and Collegiate Baseball entering the 2012 campaign.

Head coach Mike Martin on what excites him about this year's team:

"We have more power arms this year than I can ever remember. I want to see these young men develop into what we think they can become. The key word is patience. We have some young men that have been very impressive, but they haven't been tested yet at the college level. I want to see a Sean Gilmartin develop out of one or two of these pitchers on either the right or left side to where they are fighting for a Friday night start."

use a lot of pitchers early. We had one complete game last year, so we are not afraid to go get arms. Success brings confidence; therefore, we have to give all of our players the opportunities to be successful."

PITCHING

The Seminoles enter the 2012 season with several questions swirling around this year's pitching staff following the loss of starter Sean Gilmartin and top relief ace Daniel Bennett. Who will emerge as the new Friday night starter? Who will close the door on opponents in the late innings to preserve the win? Gilmartin was a two-time All-American and served as the No. 1 starter over his three-year playing career becoming the Seminoles' Friday night starter just three weeks into his freshman season. He left Florida State, after being drafted in the first round by the Atlanta Braves in 2011, ranked in the top 10 in career starts, inning pitched, strikeouts and wins. Bennett registered 74 relief appearances in his two seasons at Florida State. He tallied 55.0 innings of work in 39 appearances on his way to recording 15 saves. Bennett finished his career ranked fourth in the FSU record books with 18 career saves.

Of the nine pitchers returning in 2012, six made 13 or more appearances with at least 30 innings of work. Seniors Brian Busch and Hunter Scantling lead all returning pitchers in career appearances and innings pitched with 66/236.0 and 55/140.0, respectively. Gary Merians and Busch registered six wins a piece last year, while posting respectable ERA's of 4.03 and 4.29, respectively. The two pitchers combined to make 12 starts a season ago.

Martin and first year pitching coach Mike Bell will explore a number of possibilities as they look to complete the rotation. The most experienced candidates in terms of games started are Scantling and junior Scott Sitz. In 17 appearances last year, Scantling made 12 starts and was 3-3 with a 4.45 ERA and 48 strikeouts in 58.2 innings of work. Sitz recorded the second most starts among returners making eight in 2012. He finished the year 4-2 with a 5.92 ERA tallying 51.2 innings with 33 strikeouts.

Expect junior Robert Benincasa and senior Mack Waugh to make significant contributions out of the bullpen as well as provide depth as starters. Benincasa is coming off a solid sophomore campaign in which he went 2-2 with a 3.58 ERA in 20 appearances including 17 in relief. The Tampa, Fla., native registered 24 strikeouts in 32.2 innings while holding opponents to a .244 batting average. He did not allow more than one run in 18 appearances while opening the season throwing 10.1 scoreless innings in his first 10 games. Waugh finished last year third on the team with 20 relief appearances in which he worked 36.1 innings with a 2-1 record, two saves, a 3.47 ERA and 29 strikeouts.



Martin on the experience of his returners and how that might provide an edge to get back to Omaha in 2012:

"No doubt, having guys like Justin Gonzalez, Sherman Johnson, Devon Travis and Jayce Boyd will be key to the success of our program. These guys have been fortunate to play in a College World Series. They know what it takes to get there. The goal of the coaching staff is to stay patient with our young players. We hope that they can continue to improve as we go through the season. We will



2012 SEASON OUTLOOK



A cast of new arms will also play a role in the staff's evolution in 2012. This year's class includes eight pitchers, five of which are left handers (Cody Alling, Kyle Bird, Bryant Holtmann, Brandon Leibrandt and Jordan Priddle). Right handers Jose Brizuela, Michael Cetta, Mike Compton and Luke Weaver will also have a chance to leave an impression. With so many arms to choose from, expect Martin to use a variety of pitchers early in the season.

Martin on the returning pitchers and the batch of newcomers:

"We certainly feel that this pitching staff has the makings of a good one, but we will also look for our young players to contribute if we want to be successful. The return of Hunter Scantling, Scott Sitz, Robert Benincasa, Brian Busch and Mack Waugh is very encouraging. But at the same time we know that our rotation is going to be a work in progress. Losing Daniel Bennett means we have got to find a quality closer and at the present time we are looking at an experienced guy for that role.

"Cautious optimism is the two word phrase that we will use with our pitching staff as we know how difficult the schedule is and the fact that a majority of the people that we are counting on have not been used in the roles that we have planned for them. Bryant Holtmann, Peter Miller, Mike Compton, Luke Weaver and Brandon Leibrandt are guys that have never pitched as starters in college but these five will be looked at and are expected to battle for starting roles this year."

On Mike Bell returning to Florida State as pitching coach:

"Michael is an experienced pitching coach that brings a new approach to our program. Our pitchers have adjusted well to his style and I have been very encouraged with what I have seen thus far during the short time that he has been with our program. I am anxious to see the continued progress of our pitchers as we go through the season."

DEFENSE

The Seminoles return all four starting infielders from last year's squad that posted a .972 fielding percentage, good for the third-best mark in school history. First baseman Jayce Boyd and shortstop Justin Gonzalez started all 65 games at their position, while Sherman Johnson also started every game for FSU in 2011 making 59 starts at third base and six more at second. Devon Travis was the everyday starter for the Seminoles at second base missing just six games last year due to injury. Both Boyd and Johnson enter 2012 as three-year starters at their respective positions.

For the third time in as many years, center-field will be occupied by a new yet familiar face. After three consecutive years of Tyler Holt and then a year of Mike McGee tracking down balls and calling the shots in center, the reigns will be handed over to

James Ramsey in 2012. Ramsey has been a fixture in the Seminole outfield the last two seasons having started 133 straight games in right field. He earned valuable playing experience in centerfield this past summer in the Cape Cod League with the Yarmouth-Dennis Red Sox which he hopes will spell success for him and the Seminoles this year.

Seth Miller is the only other returning Seminole with starting experience in the outfield. He made 21 starts in left field as a sophomore a season ago and committed just one error in 48 fielding opportunities. Miller enters the preseason as the frontrunner to take over starting duties in right field but should receive competition from several newcomers including Josh Delph and John Holland.

The Seminoles will look to fill the void left at catcher after graduating both Rafael Lopez and Parker Brunelle. Stephen McGee is the only returning player with any collegiate catching experience but his playing time has been limited his first two seasons in Tallahassee as he battled injuries. But McGee enters the 2012 season healthy and ready to compete for a chance as a starter. Newcomers Mario Amaral and Lee Howard will also compete for playing time behind the plate this year. Amaral garnered third team All-America honors from Rawlings following his senior season at Ronald Reagan Senior High. Howard was named a first team All-District catcher in 2011 as he helped lead Fleming Island High to a pair of district titles.

Depth is one area head coach Mike Martin feels very comfortable with heading into 2012 thanks in large part to this year's crop of newcomers. Freshman Jose Brizuela will see playing time at a variety of positions including left field, on the mound, as the designated hitter and will be a solid back-up to Johnson at third. Giovanni Alfonzo, John Holland and John Nogowski round out the depth in the infield and will

see playing time at shortstop, second base and first base, respectively, throughout the season. In the outfield, Delph, Bert Givens, Sean O'Brien, Holland and JUCO transfer Stephen Spradling will provide a number of options for Martin.

Martin on the strength of his team defensively:

"It is certainly a good feeling when you look out there and you have strength up the middle flanked by two, three-year starters. With so much experience, there is a tendency to not concern yourself with those positions because of how well those four have played at their respective spots. Stephen McGee is back at 100 percent after having shoulder surgery last year. He has been very impressive and will open the season as our starting catcher, but make no mistake that Mario (Amaral) and Lee (Howard) will continue to battle for playing time. Right field and left field are still question marks. Jose Brizuela and Sean O'Brien are fighting it out in left field, while Seth Miller and John Holland, who is our current back-up second baseman, are battling it out for the right to start in right field. I also like what I am seeing out of Josh Delph and Bert Givens in the outfield. As far as our starter at DH, freshman John Nogowski will serve in that role to open the season."

Martin on the depth and the talent of the incoming class:

"I am very pleased with our depth. Jose Brizuela can play third. Giovanni Alfonzo has been a very good shortstop. John Holland gets better every day at second and John Nogowski has been playing very well at first. What is exciting is that we have quality backups where as last year there was not a lot of depth. The depth of this year's team is very encouraging."

OFFENSE

In light of the bat restrictions set forth by the NCAA in 2011, which had a dramatic effect on offensive numbers across the nation, Florida State was still able to rank among the best in the country finishing the year with a respectable .293 team batting average. The Seminoles led the nation in base on balls (381) for the third time in four seasons and in doubles (152). FSU also ranked in the top 10 in runs scored (4th), home runs (8th) and scoring (10th).





2012 SEASON OUTLOOK



Florida State returns its top three hitters from last year with James Ramsey, Jayce Boyd and Devon Travis leading the way in 2012. Ramsey had a breakout junior season in 2011 as he led the Seminoles in batting average (.364), hits (91), RBI (67), total bases (145), slugging percentage (.580) and shared the team lead in home runs (10). He also led the ACC in hits and total bases and ranked eighth or better in eight offensive categories.

The Seminoles were once again a doubles hitting machine in 2011 led by Travis who paved the way with a team-high 26 doubles. The mark tied for the eighth most doubles in a single-season in Florida State history. As a team, FSU finished the year with 152 doubles to lead the nation, while ranking sixth with 2.34 doubles per game. Ramsey, Travis, Boyd, Justin Gonzalez and Sherman Johnson combined to hit 92 doubles last year. Since 2002, Florida State has ranked in the top 50 nationally in doubles per game seven times including six top 15 finishes.

A big reason for the Seminoles' success in 2011 was attributed to their ability to get on base. Florida State finished the season leading the ACC in on-base percentage (.408), runs scored (474) and walks (381) and with the players returning in 2012 the Seminoles are primed to cause havoc once again. Travis leads all returners with a .455 on-base percentage, while he and Ramsey each scored a team-high 58 runs. Johnson showed great patience at the plate drawing a team-high and ACC best 59 walks.

As far as offensive production from 2011, Florida State returners accounted for 407 of 660 hits, 143 of 222 extra base hits, 280 of 474 runs, 266 of 428 RBI and 52 of 76 stolen bases.

Martin on the leaders of the offense:

"There is no doubt that James Ramsey is the guy you point to right off the bat. Devon Travis is a very good leadoff hitter and did a superb job in the role last year. We will also see Jayce Boyd move to the middle of the lineup as well. We understand how important replacing Mike McGee is but let's also not forget about the likes of Rafael Lopez and Stuart Tapley, who were major contributors to the offensive production of our team the last couple of years."

Martin on who could emerge as leaders on the offensive side of things:

"I like John Nogowski's approach to hitting. He has a great knack for the game and is a tough out. Jose Brizuela is a gamer. He is a talented baseball player and we plan on him contributing to this baseball team."

SCHEDULE AND TANGIBLES

Florida State will face 14 teams on this year's schedule that recorded 30 or more wins a season ago. Eleven schools earned a bid to participate in a 2011 NCAA Regional, while five teams finished last year ranked in the top 25. Also featured is a pair of 2011 College World Series participants in intra-state rival Florida and the University of Virginia. The Gators finished as the national runner-up a season ago and enter 2012 as the preseason No. 1.

The Seminoles, who have won five consecutive ACC Atlantic Division titles, will once again compete in a 30-game conference schedule playing all but one league school. FSU and Georgia Tech will renew their rivalry in 2012 as the Jackets will host the Seminoles for a three-game series beginning Friday, April 6. The lone league school off the schedule for the next two years is North Carolina.

For the third year in a row, Florida State will travel to Clearwater, Fla., to face the Philadelphia Phillies on Wednesday, February 29. The game is scheduled for a 1:05 p.m. first pitch at BrightHouse Networks Field and will kick-off the spring training season for the Phillies.

Following last year's nine-member senior class, Florida State returns another big senior class in 2012 with seven on this year's roster. Brian Busch, Sherman Johnson,

James Ramsey and Hunter Scantling have been with the program for all four years, while Gary Merians, Adam Simmons and Mack Waugh all joined the Seminoles from the JUCO ranks in 2011.

Head coach Mike Martin named senior centerfielder James Ramsey as team captain for the upcoming season and is set to do something he has not seen or done in his 40 years of being affiliated with the university. Ramsey will be the first student-athlete in program history to wear a 'C' on his jersey. The Alpharetta, Ga., native is a five-time member of FSU's Dean's List and a three-time member of the ACC Academic Honor Roll. Ramsey was named the ACC Baseball Scholar-Athlete of the Year and garnered first team Capital One/CoSIDA Academic All-America honors in 2011.

Martin on the strength of this year's schedule:

"The ACC schedule is always going to be tough with all the outstanding coaches and players as well as the administrations in our league that pour so much into their baseball programs. We know that we have to continue to get better on a daily basis in order to compete and get back to postseason play. We know that it is going to be a tough schedule when you're playing in the ACC as well as against Florida, Florida Gulf Coast, Stetson and all the other great schools inside the state of Florida. When you factor in what the ACC did last year and the strength of the Florida schools, I feel we have one of the toughest schedules in the country."

Martin on playing the Phillies:

"When you play the Philadelphia Phillies, it creates a memory. Our guys will never forget seeing back-to-back home runs a couple years ago when James Ramsey and Stuart Tapley hit the ball out. Who will forget Tony Thomas' leadoff home run against the Philadelphia Phillies? This game is just something the young men benefit from and will be a memory they will never forget. We are very appreciative to the City of Clearwater and the Philadelphia Phillies organization for inviting us again to participate in this game. From a personal view point, I have always been impressed with the way the Phillies have treated us and we are looking forward to the game."

Martin on the leadership of senior captain James Ramsey:

"James' leadership qualities are unparalleled. He is the unquestioned leader of the Florida State baseball team. His work ethic and passion for the game is what sets him apart across the nation."



SEMINOLES



SEMINOLE RETURNEES

24
BRIAN BUSCH

LHP, L-L, 6-2, 237, SR
Boca Raton, Fla.
(West Boca Raton Community HS)

2011: Appeared in 26 games making five starts during his junior campaign...finished the season 6-2 with a 4.29 ERA and one save...finished second on the team in wins, appearances and innings pitched (63.0)...struck out 44 batters in 63.0 innings while holding opponents to a .273 batting average...opened the season in the starting rotation posting starts against VMI, Hofstra, Georgia, Boston College and Virginia...went 1-0 with his lone win coming against the Pride...best start came at Georgia as he worked 5.0 innings allowing six hits and just one run as he walked one and struck out two in earning a no decision...moved to the bullpen following his start against Virginia...in 21 relief appearances, went 5-2 with a 3.14 ERA in 43.0 innings of work...recorded 33 strikeouts and issued 17 walks...allowed 36 hits as a reliever including just seven extra base hits...was a dominant force on the road in 10 relief appearances – went 3-0 with a save and a 1.56 ERA...allowed just three earned runs in 17.1 innings of work as he struck out 12 and walked six...his lone save on the year came at Virginia Tech as he worked 2.1 innings in the third game of the series...tied a season-high with five strikeouts twice – Hofstra and Wake Forest...made two appearances in the ACC Tournament – worked two scoreless innings against Clemson followed with 2.0 innings of three hit, two run ball against Georgia Tech...made three appearances in the NCAA Tournament...worked 2.1 scoreless innings against Bethune-Cookman in the opener as he struck out four to earn his sixth win of the season...worked a scoreless inning in relief against Alabama a day later...pitched 3.1 innings against Texas A&M in game three of the Super Regional.

BUSCH
CAREER HIGHS

Inn. Pitched: 8.0 vs. Maryland, 3/28/09
Hits: 10 vs. Boston College, 3/12/11
Walks: 5 vs. Virginia Tech, 4/4/10
Strikeouts: 10 at Boston College, 5/9/10

2010: Finished the season ranked in the top 10 in the ACC in ERA (10th) and opponents' batting average (3rd)...finished 6-2 with a 3.94 ERA...made 21 appearances, including 10 starts, but was in the rotation when the 'Noles made their postseason run...finished with 73 strikeouts in 82.1 innings of work...in 11 relief appearances, he worked 30.1 innings and allowed just six runs...recorded a career-high 10 strikeouts in 5.0 plus innings of work at Boston College...earned a no-decision in his first start of the season at Duke (4/17), allowing four runs on seven hits in 5.0 innings...matched a season-high working 6.0 innings in his third start of the season against Le Moyne, when he did not walk a batter for the first time in 16 career starts...established a season-high with eight strikeouts...tossed 4.0 innings and allowed four runs in a no-decision against Miami...did not factor in the middle game of the NC State series, despite allowing only three runs in 6.1 innings...after giving up three runs in the first, he kept the Wolfpack scoreless over the next 5.1 innings yielding just one hit...suffered first loss of season in a shortened start at Clemson, when the Tigers scored six runs in 2.1 innings...did not factor in FSU's 11-4 ACC Tournament win over top-seeded Virginia...worked 4.1 innings, allowing three runs on two hits as he walked three and struck out one...set a season-high with 6.2 inning against Central Connecticut in the opening game of the NCAA Norwich Regional...earned his first victory since moving into the starting rotation on April 17...struck out six and

scattered three runs and five hits, retiring 10 consecutive batters at one point...raised his season-high to 7.0 innings in game 2 of the Super Regional against Vanderbilt...allowed three runs – one earned – on five hits, while suffering his second loss of the season...led the Seminoles to their only College World Series win...worked 5.1 innings against Florida and allowed just two runs on two hits...settled in on the big stage, retiring the first batter he faced in five of six innings started.

2009: Second team Freshman All-American by Ping! Baseball...went 6-2 with a 3.97 ERA in his first season at Florida State...used primarily out of the bullpen in the early portion of the season before finding a spot in the weekend rotation in week five...finished tied for 10th in the ACC for innings pitched at 90.2...inherited 11 runners in six relief appearances allowing only four to score...entered a game as a relief pitcher with the bases loaded three times in 2009...slammed the door on the competition with runners on base limiting opponents to a .210 batting average...tied for the team lead with five pickoffs...earned his first career start at Florida on March 17...first weekend start came in the middle game against Clemson as he worked 5.1 innings in earning a no decision...registered first collegiate win at Maryland, working a career high 8.0 innings...allowed two runs on four hits and struck out five...went 6+ innings in three straight ACC starts, picking up victories in each game...finished league play with a 4-1 record and a 4.44 ERA...picked up the win against Miami in the ACC Tournament, clinching a spot for FSU in the ACC championship game...held the Hurricanes to two runs on four hits in 6.0 innings of work...in two starts against Miami, allowed just five hits while striking out six...pitched the opening game of the NCAA Tallahassee Regional against Marist working 4.2 innings in a no-decision...posted a career-high eight strikeouts in his final start of the season against Arkansas in the NCAA Super Regional...earned a no decision after limiting the Razorbacks to just two runs on six hits over 6.0 innings.



HIGH SCHOOL: Earned first team All-State honors as a senior after posting an 8-2 record with a 0.54 ERA...registered 83 strikeouts in 64.1 innings of work in leading West Boca Raton to the Regional Semifinals...was also member of the All-Area team...as a junior, Busch helped West Boca Raton to the 2007 Regional Finals...was a member of the South All-Stars at the Dick Howser Senior All-Star Showcase played inside Roger Dean Stadium in Jupiter, Fla.

PERSONAL: Son of Mark and Kellie Busch...member of the 3.0 GPA Club at FSU (Spring 2009 and Fall 2011)...major is social sciences...born on September 8, 1989.

BUSCH'S CAREER STATS

Year	ERA	W	L	App	GS	CG	SHO	CBO	SV	IP	H	R	ER	BB	SO	2B	3B	HR	AB	B/Avg	WP	HBP	BK	SFA	SHA
2009	3.97	6	2	19	13	0	0	0	0	90.2	81	48	40	35	70	14	1	11	391	.245	4	12	1	7	7
2010	3.94	6	2	21	10	0	0	1	0	82.1	65	42	36	37	73	17	1	8	353	.223	7	10	0	3	10
2011	4.29	6	2	26	5	0	0	1	1	63.0	66	36	30	29	44	12	1	1	242	.273	4	2	0	3	6
TOTAL	4.04	18	6	66	28	0	0	2	1	236.0	212	126	106	101	187	43	3	20	864	.245	15	24	1	13	23



SEMINOLE RETURNEES



32 SHERMAN JOHNSON

INF, L-R, 5-10, 183, SR
Tampa, Fla.
(Alonso HS)

2011: Started all 65 games in leading FSU to the NCAA Super Regionals for the fourth year in a row...made 59 starts at third base and six at second base...finished his junior season hitting .256 with 18 doubles, one home run and 40 RBI...led the team with 59 walks and four sacrifice bunts...also led the ACC in walks - finished the year averaging 0.91 walks per game...drew a walk in 42 games including 13 games with two or more walks...drew a season-high four walks in the season finale at Maryland...ranked tied for second on the team with 10 stolen bases and fourth in runs with 51...best weekend series in ACC play came against Duke hitting .500 (6-for-12) with five RBI, three runs, three doubles and two walks...hit .750 in a weekend series sweep of Hofstra including a perfect 4-for-4 in the series finale...set a career-high with four hits in the third game against the Pride...tied a career-high with three runs scored three times establishing the feat against Hofstra, at Jacksonville and in the game two of the Super Regional against Texas A&M... was named to the NCAA Tallahassee Regional All-Tournament team after hitting .455 (5-for-11) in leading FSU to a win over Bethune-Cookman and two wins over Alabama...registered four RBI and three runs scored, while posting a perfect fielding percentage in seven opportunities during the NCAA Regional...opened the year perfect from the field in 18 straight games converting on all 49 fielding chances...closed the season with just one error in 18 games - a span covering 61 fielding opportunities.

JOHNSON CAREER HIGHS

At Bats:	6 at Virginia, 3/19/11
Runs:	3 (5 Times)
Hits:	4 vs. Hofstra, 2/27/11
RBI:	6 vs. Hofstra, 2/27/10 (G1)

2010: Excelled in his first season as an every-day player for the Seminoles, starting all 68 games; four at second base and 64 at third base...finished second on the time in hitting (.337), while contributing 10 home runs and 58 RBI to the cause...boasted a .449 OBP on the season...named MVP of the NCAA Norwich Regional and a member of the All-Tournament team...hit .378 in nine NCAA Tournament games, including a team-best .455 in the College World Series...named ACC player of the Week on March 1...tied for seventh in the ACC with 47 walks...tied a single-game school record, drawing five walks in FSU's 13 inning victory over Jacksonville (5/4)...set a new career-high with three hits, including a pair of doubles in the series finale against Georgia State...finished the Hofstra weekend series hitting .625 (5-for-8) with five runs scored and a team-high 10 RBI...tied a career-high with three hits and established a career-high with six RBI in game 1 of a doubleheader against the Pride...finished the doubleheader with nine RBI...surpassed career home run total (1) from freshman season by hitting a pair in back-to-back games of a doubleheader against Hofstra...broke up a no-hitter in the fifth inning against Jacksonville's Matt Loosen by singling up the middle for the first hit of the game...scored both runs in FSU's 2-0 victory...made several outstanding defensive plays at third base in the Virginia series...finished the weekend perfect in 10 fielding opportunities...had two hits in each of the last two games of the series at UNC...finished the series hitting .333 with a double, home run and two RBI...home run in the rubber game on Sunday in the eighth ignited a late inning rally to give FSU the series victory...drove in a pair of runs in a win over Stetson...hit .636 against Maryland, matching a career-high with two, three-hit games...extended hitting streak to a



career-best 10 games after recording a hit in all three games against Virginia Tech...drove in the lone run on a sac fly in a loss to UNF in Jacksonville...connected on a two-run home run in the second inning against Miami; one of four home runs in the series finale for the Seminoles...tied career-highs for at-bats (5), runs scored (2) and hits (3) in the series finale against Le Moyne...drove in five runs on a pair of doubles and a home run...hit .400 against Boston College with four singles and three runs scored while walking four times...reached base on all five plate appearances in a game 1 loss - 2 singles and 3 walks...hit .400

against NC State...established a career-high for runs in a game scoring three in the series finale...batted second in games 2 and 3 and hit .500 with four runs...drove in at least one run in the first three games for FSU in the ACC Tournament...recorded two runs and two hits in a win over Boston College...hit .417 in the NCAA Norwich Regional with five hits, including a double and two home runs, five runs scored and four RBI, worthy of his MVP selection...made several key defensive plays at third base...led the team with six RBI in the Super Regional...picked up two hits, scored twice and drove in a pair in the opening game...connected on his third home run of the NCAA Tournament in the second inning of game one...knocked in four runs in game three with the big hit coming in the eighth as he cleared the bases with a two-out double to give FSU a 7-3 lead...had a hit in all three College World Series games...matched career-highs for runs (3) and hits (3) in the second game against TCU...unloaded on his 10th home run of the season in the first inning against the Horned Frogs...drew a walk in all three games.

2009: Made 28 appearances and hit .476 in 21 at-bats as a walk-on for the Seminoles...first collegiate hit came against High Point as he took the first pitch he saw in the eighth over the fence in right center for a grand slam home run...tallied a career-high four RBI in the win over the Panthers...tied a career-high with two hits twice in wins over UNC Asheville and in the NCAA Tallahassee Regional against Ohio State...posted a .600 average in two games in the NCAA Regional...registered career-highs in at-bats (4) and runs (2) while collecting a double and his first collegiate triple against the Buckeyes...tallied a season-high three assists twice against FIU and Ohio State...made his collegiate debut in left field in the top of the 11th inning vs. UNC Asheville...went 2-for-2 against the Bulldogs connecting on his first double of the season...hit .800 (4-for-5) as a pinch hitter...seven of his 10 hits on the year came with runners on base.

HIGH SCHOOL: Played all four years at Alonso High...two-time All-County honoree as a junior and a senior...named team Offensive MVP as a senior, while receiving All-State third team accolades...during his junior year, earned the Gold Glove award and was named Best Defensive Player at the Saladino Tournament...four-year Honor Roll student...served as a senator in high school leadership class...active member of FCA and the Chess Club.

PERSONAL: Son of Sherman and Brenda Johnson...brother Brandon is a freshman pitcher for the Seminoles...played summer ball in 2009 and 2010 with the Covington Lumberjacks of the Valley Baseball League...named to the Valley League All-Star game & Mid-Atlantic All-Star game in '09...batted .310 in 46 games and helped team to the league championship...member of the 3.0 GPA Club at FSU (Spring 2009)...ACC Academic Honor Roll (2010-11)...major is geography...born on July 15, 1990.

JOHNSON'S CAREER STATS

Year	Avg	GP	GS	AB	R	H	2B	3B	HR	RBI	TB	SLG%	BB	HBP	SO	GDP	OB%	SF	SH	SB	ATT	PO	A	E	FLD%
2009	.476	28	0	21	6	10	2	1	1	10	17	.810	5	0	2	1	.577	0	0	0	0	9	14	2	.920
2010	.337	68	68	249	55	84	15	1	10	58	131	.526	47	6	38	3	.449	3	2	7	10	51	115	10	.943
2011	.256	65	65	238	51	61	18	0	1	40	82	.345	59	4	50	1	.411	1	4	10	12	40	141	11	.943
TOTAL	.305	161	133	508	112	155	35	2	12	108	230	.453	111	10	90	5	.436	4	6	17	22	100	270	23	.941



SEMINOLE RETURNEES

31
GARY MERIANS

RHP, L-R, 6-3, 220, SR
Ocala, Fla.
(Santa Fe College)

2011: Appeared in 13 games making seven starts in his first season at Florida State... finished the year 6-2 with a 4.03 ERA throwing 38.0 innings...registered 26 strikeouts, while holding opponents to a .292 batting average...posted victories in his first three starts working 5.0 innings in each outing en route to defeating Jacksonville, Hofstra and Maine...made his Seminole debut in a start against Jacksonville working 5.0 innings to earn his first collegiate win...held the Dolphins to just five hits and one run, unearned, as he struck out three and did not issue a walk...blanked Hofstra over 5.0 innings as he struck out a career-high six batters...made three starts against ACC foes posting a 2-1 record picking up wins over Wake Forest and on the road at Maryland...allowed two runs or less in 12 appearances and a walk or less 10 times...registered four strikeouts in starts against Maine and Florida Gulf Coast...made two relief appearances in the ACC Tourna-

MERIANS
CAREER HIGHS

Inn. Pitched:	6.0 vs. Wake Forest, 3/27/11
Hits:	6 (Twice)
Walks:	3 vs. Hofstra, 2/27/11
Strikeouts:	6 vs. Hofstra, 2/27/11

ment – pitching 2.1 innings against NC State and 0.2 innings in the championship game against Virginia...worked an inning in relief in game three of the NCAA Super Regional against Texas A&M.

SANTA FE COLLEGE: Capped his sophomore season by earning Mid-Florida Conference Pitcher of the Year...posted 5-4 record with a 3.43 ERA...logged a nation-leading 86.2 innings, registering 78 strikeouts with only 23 walks...as a freshman helped lead Santa Fe to a runner-up finish at the NJCAA World Series...went 8-3 with a 5.60 ERA...worked 88.1 innings with 52 strikeouts...outstanding student who earned Academic All-American honors.

HIGH SCHOOL: Played his high school baseball at Ocala Forest...was limited to playing infield as a senior by an injury that led to Tommy John surgery after the 2007 season...was a starting pitcher on the varsity as a junior...sat out a year before enrolling in junior college

PERSONAL: Son of Gary, Sr. and Jan Jo Merians...sister Kelly attends FSU...father and uncle (Mike) played junior college baseball...member of the 3.0 GPA Club at FSU (Fall 2011)...major is sport management...enjoys fishing...born December 27, 1988.

MERIANS' CAREER STATS

Year	ERA	W	L	App	GS	CG	SHO	CBO	SV	IP	H	R	ER	BB	SO	2B	3B	HR	AB	B/Avg	WP	HBP	BK	SFA	SHA
2011	4.03	6	2	13	7	0	0	1	0	38.0	42	19	17	13	26	8	0	3	144	.292	0	2	0	2	3
TOTAL	4.03	6	2	13	7	0	0	1	0	38.0	42	19	17	13	26	8	0	3	144	.292	0	2	0	2	3

23
JAMES RAMSEY

OF, L-R, 6-0, 190, SR
Alpharetta, Ga.
(Wesleyan HS)

2012: Team captain...garnered first team Preseason All-America accolades from Perfect Game...second team Preseason All-American by Louisville Slugger/Collegiate Baseball Newspaper and the NCBWA...ranked as the 26th best prospect in the Cape Cod League by Baseball America in the fall 2011.

2011: Named a third team All-American by Baseball America, NCBWA and ABCA following a breakout junior season in 2011...started all 65 games in right field and led the Seminoles in batting average (.364), hits (91), RBI (67), total bases (145), stolen bases (11) and slugging percentage (.580) and shared the team lead in home runs (10) and runs scored (58)...led the ACC in total bases, second in batting average and ranked eighth or better in sixth offensive categories en route to earning a spot on the All-ACC first team...was also named a first team Academic All-American by CoSIDA/Capital One becoming the ninth Seminole baseball player to earn the distinction and just the sixth player to earn first team honors...garnered ACC Student-Athlete of the Year honors in 2011, while earning a spot on the All-ACC Academic team for the second year in a row...earned MVP honors of the NCAA Tallahassee Regional after hitting .615 (8-for-13) with a double, four RBI and four runs scored while not striking out once in 15 total plate appearances...hit .357 (5-for-14) with a home run and five RBI in the ACC Tournament...earned a spot on the ACC All-Tournament team in

leading the Seminoles to the championship game for the third year in a row...led the team with 18 multiple RBI games...drove in a career-high five runs in leading FSU to a 12-11 victory over Virginia in the series finale in Charlottesville...tied for the team lead with 26 multiple hit games...matched his career-high of four hits in the NCAA Tournament Regional victory over Alabama going 4-for-5 with four RBI in the win over the Tide...put together a career-high and the team's longest hit streak of the season at 24 games...led the league in doubles (13) and total bases (72) and finished second with 34 RBI in ACC games only.

2010: Became a fixture in the Florida State lineup as a sophomore as one of four Seminoles to start all 68 games...starting right fielder in every game opened the season batting second before moving to the cleanup spot...batted .287, but was second on the team with 63 RBI...drew 50 walks, which ranked second on the team (tied for fifth in the ACC) and contributed to his .430 OBP...led the Seminoles with six triples, which ties for seventh on FSU's single season list and was good for a share of fourth in the ACC...added 14 doubles and nine home runs for a healthy .517 slugging percentage...collected at least one hit and scored at least one run in his first





SEMINOLE RETURNEES

eight games...drew multiple walks in 13 games, including three in five games...his three assists ranked third among FSU outfielders...established a new career high with three RBI in the season-opening series finale against Georgia State...also tied a school record with two triples in the game, joining five other former 'Noles...was the first to pull off that feat since Tony Thomas, Jr. (3/6/05) at Hawaii-Hilo...enjoyed a big night in game against Georgia, unloading on a pair of home runs in consecutive at-bats in the third and fourth innings...was the first Seminole to register a multi-homer game in 2010...his first two homers of the season capped a 2 for 2 performance, which included three runs scored and a new career-high of four RBI...drove in the game-winning run on a base hit through the right side in the top of the ninth at UNC in the series finale...tied a career-high by drawing three walks against Stetson...led the team with a .455 batting average against Virginia Tech...went 3 for 3 with a walk and sac fly in game 2 and matched his career-high with four RBI in the series finale...belted a two-run homer in the seventh and followed with a two-run single in the eighth to finish the series with a team high six RBI...hit .473 against Boston College to lead all starters...drove in three runs in the series finale connecting on a two-run home run and sac fly...continued his hot hitting with a .444 average against NC State...hit the only two home runs on the weekend for the 'Noles...his solo shot in the seventh tied game 2 and two-run shot in the second pulled FSU within two runs after trailing by eight...again matched his career-high with four RBI in the come-from-behind win in the series finale...hammered his eighth home run of the season in game 2 of the Clemson series as he drove in two of FSU's four runs...hit .400 in the ACC Tournament, tying a career-high with four runs scored against Boston College...doubled and homered in the win over the Eagles...recorded four hits, matching his career best, in the championship game against NC State...registered a hit in all three games of the Super Regional against Vanderbilt and batted .333...recorded two RBI in the opening game win over the Commodores...had two hits in the College World Series, including an RBI triple in the second game against TCU.

RAMSEY CAREER HIGHS

At Bats: 6 vs. Texas A&M, 6/12/11
Runs: 3 (8 Times)
Hits: 4 (Twice)
RBIs: 5 at Virginia, 3/20/11

2009: Appeared in 45 games making nine starts in his first season at Florida State...recorded seven starts in left field and two more as the DH...finished the year hitting .296 with three doubles, two home runs, 19 runs scored and 14 RBI...posted a .344 batting average in nine starts recording nine walks, 10 runs and four RBI...first collegiate hit came as a pinch hitter on opening day against Hofstra...first career start came as the DH in the first game of a doubleheader vs. the Pride...connected on a pinch hit home run on the road at Jacksonville for his first collegiate round-tripper...led off the eighth inning with a single against High Point and scored the game-winning run later that inning...registered a career-high three hits twice...went a perfect 3-for-3 in the middle game against Maryland and 3-for-3 against Ohio State in the NCAA Tallahassee Regional...tied a career-high with three RBI in the win over the Buckeyes...hit .273 as a pinch hitter...second on the team with six pinch hits...hit .357 with runners in scoring position, while successfully advancing runners 53.8 percent of the time...recorded his first outfield assist in game 2 vs. UNC Asheville, throwing out a runner at the plate from left field.

HIGH SCHOOL: Led all Gwinnett County hitters in 2007 with a .468 batting average and .883 slugging percentage, guiding Wesleyan High School to the 6-AA championship...also led the county in walks in 2008...the left-handed hitting infielder belted 26 career home runs as a four-year starter at Wesleyan...committed just two errors as a senior...earned All-Gwinnett County and All-Region 6-AA honors in 2007 and 2008...earned varsity letters in football, basketball, tennis and baseball...earned Player of the Month accolades in Gwinnett County during the 2008 football season...

served as team captain of both the football and baseball teams in 2007...named team MVP of East Cobb as he hit just under .500 to lead the Patriots in the Connie Mack League...four-year Honor Roll student...member of the National Honors Society, French Honors Society and Math Honors Society at Wesleyan...president of the Spirit Club as a senior and an active participant in student government.

PERSONAL: Son of Craig and Mary Ramsey...both parents are FSU alumni as his mom Mary Beck played tennis and his father Craig played baseball...dad was captain of the 1980 College World Series team... hit .314 (33-for-105) in 30 games with five doubles, three triples, six home runs and 28 RBI with the Yarmouth-Dennis Red Sox of the Cape Cod League in 2011...finished the summer in the Cape with nine total home runs...named MVP of the East team at the 2011 Cape Cod All-Star game...garnered team MVP honors while leading the Matsu Miners to the Alaska Baseball League championship in 2009...led the team in batting average, RBI, doubles (14) and walks (36)...his .321 batting average ranked third in the ABL...selected to the 18-player All-ABL Team...drafted in the 22nd round (688th overall pick) by the Minnesota Twins in the 2011 MLB Draft...member of the 2011 FSU Homecoming court...four-year member of the Student-Athlete Advisory Council at Florida State, while serving as president the last two years...three-year member of the ACC SAAC...three-time recipient of the Golden Torch Award for the highest GPA on the baseball team (2008-09, 2009-10, 2010-11)...earned All-ACC Academic Baseball Team honors in 2010 and 2011...three-time member of the ACC Academic Honor Roll (2008-09, 2009-10, 2010-11)...five-time member of the Dean's List (Fall 2008, Spring 2009, Fall 2009, Fall 2010 and Spring 2011)...named to the President's List (4.0 GPA) twice - Spring 2010 and Fall 2011...major is finance...born on December 19, 1989.



SEMINOLE

RAMSEY'S CAREER STATS

Year	Avg	GP	GS	AB	R	H	2B	3B	HR	RBI	TB	SLG%	BB	HBP	SO	GDP	OB%	SF	SH	SB	ATT	PO	A	E	FLD%
2009	.294	45	9	68	19	20	3	0	2	14	29	.426	13	2	18	1	.412	2	0	0	0	9	1	3	.769
2010	.287	68	68	230	57	66	14	6	9	63	119	.517	50	12	48	4	.430	6	2	11	12	118	3	6	.953
2011	.364	65	65	250	58	91	18	3	10	67	145	.580	31	8	52	2	.442	5	2	11	14	128	3	1	.992
TOTAL	.323	178	142	548	134	177	35	9	21	144	293	.535	94	22	118	7	.433	13	4	22	26	255	7	10	.963



SEMINOLE RETURNEES



30 HUNTER SCANTLING

RHP, R-R, 6-8, 270, SR
Jacksonville, Fla.
(Episcopal HS)

2011: Made 17 appearances with 12 starts as a junior...was a fixture in the Seminole starting rotation throughout the season recording the second most starts...finished the year 3-3 with a 4.45 ERA in 58.2 innings of work...registered 48 strikeouts while holding opponents to a .243 batting average...issued no more than one walk in 12 appearances including eight starts...was victorious in his first start of the season working 5.0 shutout innings against Maine allowing just two hits and striking out three in a 9-3 win for the Seminoles...best outing of the season came against Florida at home as the right hander tied a career-high in innings pitched (7.0) and strikeouts (7)...surrendered just three hits and one walk over those 7.0 innings and did not allow run against the Gators in leading FSU to a 3-1 victory and his second win of the season...earned his third win of the season over Duke working 6.0 innings and striking out five as he allowed just two runs, one earned on three hits while walking just one...made the start in the ACC Championship game against Virginia and lasted 5.2 innings allowing five runs on five hits with three strikeouts in suffering the loss...matched his career-high of seven strikeouts in 4.1 innings of work in a start against Bethune-Cookman in the opening game of the NCAA Tallahassee Regional.

SCANTLING CAREER HIGHS

Inn. Pitched:	7.0 (Twice)
Hits:	7 (5 Times)
Walks:	5 vs. UCF, 5/7/11
Strikeouts:	7 (3 Times)

2010: Posted a 3-2 record with a 4.47 ERA after making 19 appearances, including five starts...made his season debut against Georgia State, surrendering a run on two hits in 1.0 innings...struck out three batters twice, with the first coming against Hofstra and the second over 3.0 relief innings against Virginia...faced the minimum in a scoreless inning of relief against UNF on March 10...enjoyed his best relief performance against Charleston Southern, earning his second win of the season...struck out a career-high seven Bucs and allowed one earned run in 5.0 innings...produced a win in his first start of the season against Maryland on March 28...held the Terps to three runs (one earned) on two hits, including a leadoff homer to start the game...saddled with a no-decision in his third start, which came at home against Jacksonville, despite posting career-highs for innings (7.0) and strikeouts (six)...allowed only two runs on four hits and retired 11 of the last 12 batters he faced...also failed to earn a decision in a second start against JU, though he struck out five and did not yield a walk for just the second time in eight career starts...suffered a loss against UNF on April 6 when he was tagged for three runs - all in the first inning - on four hits in 4.0 innings...earned a win at Stetson with 6.0 innings of efficient work...of his 82 pitches, 52 went for strikes as he allowed two runs on seven hits.

2009: Went 3-1 with a 4.63 ERA in 19 appearances including four starts...recorded 20 strikeouts in 35.0 innings while holding the opposition to a .264 batting average...made his first collegiate start against UNC Asheville (4/21) and went 5.0 innings allowing two runs, one earned, on four hits to pick up the victory...all four of his starts came in the latter part of the season...threw a career-high 6.0 innings at home against Jacksonville and kept the Dolphins off the scoreboard for the first six innings, induc-

ing three groundball double plays...suffered his first loss of the season in 4.0 innings against Georgia Tech in the ACC Tournament...did not allow a run in eight of 15 relief appearances...made his college debut on opening day against Hofstra, working a scoreless inning while allowing one hit...pitched in front of the hometown crowd in Jacksonville (3/3), working 2.1 innings...threw 3.2 innings of scoreless relief against Boston College allowing three hits while striking out four...picked up his first collegiate win in game 2 of a mid-week set against Florida Gulf Coast...worked a perfect 1.2 innings in relief, facing just five batters...faced the minimum in a perfect eighth inning against Florida in Tallahassee.

HIGH SCHOOL: A three sport star at Episcopal High School in Jacksonville, Fla., where he played baseball, football and basketball...named First Coast Player of the Year in baseball as a senior in 2008, while earning first team All-State class 3A honors...right-hander fired five complete games in 10 starts, registering 50 strikeouts in 54 innings...he went 8-2 with a 1.81 ERA as a senior...offensively, Scantling hit .613 with 12 home runs in his final year...received the Jacksonville Suns Peter Brogan Award as the top player in North Florida in 2008...named to the academic Dean's List during his junior and senior seasons...drafted in the 49th round by the Chicago Cubs in the 2008 MLB Draft.

PERSONAL: Son of Michael and Robbie Scantling...dad played football at Valdosta State...spent the 2010 summer with the DeLand Suns of the Florida Collegiate Baseball League...member of the 3.0 GPA Club at FSU (Spring 2011)...named to the Dean's List (Spring 2009)...major is sociology...born on September 12, 1989.



SCANTLING'S CAREER STATS

Year	ERA	W	L	App	GS	CG	SHO	CBO	SV	IP	H	R	ER	BB	SO	2B	3B	HR	AB	B/Avg	WP	HBP	BK	SFA	SHA
2009	4.63	3	1	19	4	0	0	0	0	35.0	33	27	18	14	20	10	0	4	150	.264	2	5	0	3	3
2010	4.47	3	2	19	5	0	0	0	0	46.1	46	31	23	13	42	10	0	8	201	.257	2	3	0	3	3
2011	4.45	3	3	17	12	0	0	1	0	58.2	52	33	29	21	48	11	1	6	214	.243	2	8	0	1	3
TOTAL	4.50	9	6	55	21	0	0	1	0	140.0	131	91	70	48	110	31	1	18	518	.253	6	16	0	7	9



SEMINOLE RETURNEES



38

ADAM SIMMONS

RHP, R-R, 6-0, 195, SR
Sebring, Fla.
(South Florida Community College)

2011: Made 10 appearances, all in relief, in his first season in Tallahassee...went 1-0 with a 3.75 ERA...allowed just five earned runs and struck out six in 12.0 innings of work...first collegiate appearance came in the second game of the season against VMI...worked a season-high 4.1 innings allowing no runs and walks on just one hit while striking out two in earning the victory against the Cadets...tied a season-high with two strikeouts twice throwing a pair against VMI and then again against Valdosta State...worked 4.1 innings in six appearances against league opponents... did not allow an earned run in his last four relief appearances – a span of 3.1 innings of work.

SIMMONS CAREER HIGHS

Inn. Pitched:	4.1 vs VMI, 2/19/11
Hits:	2 (3 Times)
Walks:	2 (3 Times)
Strikeouts:	2 (Twice)

SOUTH FLORIDA CC: Appeared in 15 games and worked 54 innings as a sophomore...posted a 2-2 record while registering 54 strikeouts...as a freshman went 6-5 record with 15 appearances, leading the team in victories...worked 80.1 innings as a freshman with 46 strikeouts.

HIGH SCHOOL: A three-year varsity performer at Sebring High...logged a 9-3 record with a 1.04 ERA as a senior, posting 90 strikeouts...played in the FACA state All-Star game...helped Sebring reach the state semifinals for the first time in 50 years as a junior.

PERSONAL: Son of Dennis and Nancy Simmons...major is social sciences...signed with the Seminoles in the fall of 2009...member of the 3.0 GPA Club at FSU (Fall 2011)...born September 5, 1989.

SIMMONS' CAREER STATS

Year	ERA	W	L	App	GS	CG	SHO	CBO	SV	IP	H	R	ER	BB	SO	2B	3B	HR	AB	B/Avg	WP	HBP	BK	SFA	SHA
2011	3.75	1	0	10	0	0	0	0	0	12.0	10	7	5	10	6	1	0	0	44	.227	3	1	0	1	1
TOTAL	3.75	1	0	10	0	0	0	0	0	12.0	10	7	5	10	6	1	0	0	44	.227	3	1	0	1	1



44

MACK WAUGH

RHP, R-R, 6-2, 185, SR
Naples, Fla.
(Tallahassee Community College)

2011: Appeared in 21 games making one start in his first season at Florida State... finished the season third on the team with 20 relief appearances...compiled a season ERA of 4.58 in 39.1 innings with 31 strikeouts...impressive numbers out of the bullpen for FSU working 36.1 innings with a 2-1 record, two saves, a 3.47 ERA and 29 strikeouts...began his Seminole career allowing just one run in his first seven appearances – a span of 9.1 innings pitched...worked 2.2 shutout innings against Boston College to earn his first collegiate win...picked up his first save as he closed out game one of the Maryland series in College Park with 3.0 innings of one-hit ball and three strikeouts...posted season-highs in innings pitched (5.1) and strikeouts (5) in the series finale against Duke to earn his second career victory...lone start came in the middle game at Virginia Tech throwing 3.0 innings in earning a no decision...made three appearances in the NCAA

WAUGH CAREER HIGHS

Inn. Pitched:	5.1 vs. Duke, 4/24/11
Hits:	9 at Virginia Tech, 4/16/11
Walks:	4 at Miami, 5/1/11
Strikeouts:	5 vs. Duke, 4/24/11

Tournament while pitching twice in the Super Regional against Texas A&M...worked a combined 3.2 scoreless innings against the Aggies allowing just three hits and one walk while striking out five...earned his second save of the season in a game two victory over Texas A&M.

TALLAHASSEE CC: Played for former Seminole Mike McLeod with the Eagles... strong student who earned All-Academic honors...in 2010 made 15 appearances and went 4-2 coming out of the bullpen...sat out the 2009 season as a medical redshirt recovering from Tommy John surgery...as a freshman in 2008 was a teammate of current Seminole Daniel Bennett...went 2-2 as a starter with eight appearances.

HIGH SCHOOL: Played two years of varsity ball at Barron Collier...used predominantly as a closer and was on the mound when his team knocked off the nation's top-ranked team, Nova, in the 5A Regional semifinal...helped Barron Collier reach the state semifinals in 2006.

PERSONAL: Son of Steve and Cindi Waugh...sister Blair attends Florida State...major is criminology, minor in communications...an avid golfer...father is a golf professional and mother is a Nike golf sales rep...also enjoys hunting and fishing...born January 20, 1988.

WAUGH'S CAREER STATS

Year	ERA	W	L	App	GS	CG	SHO	CBO	SV	IP	H	R	ER	BB	SO	2B	3B	HR	AB	B/Avg	WP	HBP	BK	SFA	SHA
2011	4.58	2	1	21	1	0	0	2	2	39.1	45	23	20	16	31	5	1	4	155	.290	2	2	0	2	1
TOTAL	4.58	2	1	21	1	0	0	2	2	39.1	45	23	20	16	31	5	1	4	155	.290	2	2	0	2	1



SEMINOLE RETURNEES



22

ROBERT BENINCASA

RHP, R-R, 6-2, 195, JR
Tampa, Fla.
(Armwood HS)


2011: Appeared in 20 games with three starts...went 2-2 with a 3.58 ERA during his sophomore campaign...registered 24 strikeouts in 32.2 innings while holding opponents to a .244 batting average...allowed no more than one run in 18 appearances...opened the season throwing 10.1 scoreless innings in his first 10 games - allowed just three hits and three walks while recording nine strikeouts during that span...threw a season-high 5.0 innings twice first in a relief appearance at Jacksonville and the next in his first start of the season at Stetson...struck out a career-high six against the Dolphins while allowing just one run on two hits...allowed one run on five hits as he walked two and struck out one in earning the victory over the Hatters...struck out four in 2.2 innings of relief at NC State...started against NC State in the ACC Tournament and worked 3.1 innings - allowed an unearned run and suffered the loss...saw action against Texas A&M in the first game of the Super Regional in Tallahassee.

BENINCASA CAREER HIGHS

Inn. Pitched: 6.0 vs. North Florida, 3/10/10
Hits: 7 vs. Clemson, 5/20/11
Walks: 3 (4 Times)
Strikeouts: 6 at Jacksonville, 5/3/11

2010: Split time between mid-week starter and working out of the bullpen as a true freshman...made 13 appearances, including four starts...finished with a 2-0 work-sheet and a 5.32 ERA...made his collegiate debut against Georgia State with 2.0 shutout innings in relief...first career start came in the series finale against Hofstra when he allowed two runs (one earned) in 2.0-plus innings...faced the minimum in a scoreless inning of relief in game 1 vs. Georgia...went 0.2 innings in the series opener against Virginia Tech, surrendering two runs; his first in relief on the year...tossed 1.1 shutout innings against Miami in the ACC Tournament opener, yielding one hit with a strikeout...best stretch came over four relief appearances, when he held opponents scoreless for 3.2 combined innings.

HIGH SCHOOL: Earned first team All-State accolades and was a Hillsborough County first team honoree at Armwood High School...helped his team to the state semifinals...recipient of the Saladino Award, Cy Young Award and Armwood Distinguished Athlete Award...played in the FACA All-Star game...named to the All-Western Conference first team...played in the Hillsborough County vs. Pinellas County All-Star game at Tropicana Field...received the Wade Boggs Award for his efforts at the game...registered a 4.8 GPA throughout high school and was actively involved in student government...drafted in the 33rd round by the Toronto Blue Jays in the 2009 MLB Draft.



PERSONAL: Son of Robert Benincasa Sr. and Tina Magnani...major is finance...played with the Yarmouth-Dennis Red Sox of the Cape Cod League during the summer of 2011...helped the Mat-Su Miners capture a second consecutive Alaska Baseball League title in 2010 summer league play...joined by Seminole teammates Scott Sitz and Gage Smith, went 2-0 with a 4.91 ERA...aspires to play professional ball...member of the 3.0 GPA Club at FSU (Spring 2011)...ACC Academic Honor Roll (2010-11)...born September 5, 1990.

BENINCASA'S CAREER STATS

Year	ERA	W	L	App	GS	CG	SHO	CBO	SV	IP	H	R	ER	BB	SO	2B	3B	HR	AB	B/Avg	WP	HBP	BK	SFA	SHA
2010	5.32	2	0	13	4	0	0	0	0	22.0	24	16	13	18	16	3	0	4	111	.270	1	2	0	1	1
2011	3.58	2	2	20	3	0	0	1	0	32.2	30	14	13	12	24	5	1	5	123	.244	4	2	0	2	1
TOTAL	4.28	4	2	33	7	0	0	1	0	54.2	54	30	26	30	40	8	1	9	212	.255	5	4	0	3	2





SEMINOLE RETURNEES



16 JAYCE BOYD

INF, R-R, 6-3, 200, JR
Cantonment, Fla.
(Tate HS)

2012: Garnered third team Preseason All-America honors from Perfect Game.

2011: Started all 65 games at first base in leading FSU to the NCAA Super Regionals for the fourth year in a row...hit .343 (84-for-245), good for the second best average on the team, with 17 doubles, a team-high four triples, eight home runs and 60 RBI... finished with a team-high 10 sacrifices including seven sac-flies...was 10-for-12 in stolen bases...finished the year ranked in the top 10 in the ACC in six offensive categories including RBI (3rd), triples (t-4th), total bases (5th), hits (t-6th), batting average (8th) and slugging percentage (9th)...opened the season driving in at least one run in nine straight games...finished second on the team with 17 multi-RBI games...tied a season-high driving in four runs twice – first against Maine and then against Duke...at one point during the season put together a career-best 15-game hitting streak...closed out the year with at least one hit in 28 of the last 31 games including 15 multi-hit games...went a perfect 5-for-5 in the series finale at Virginia Tech – finished the series against the Hokies hitting .571 with four RBI and five runs...continued swinging a hot bat in the NCAA Tournament hitting .423 (11-for-26) over six games...registered four doubles, three home runs, seven RBI and 11 runs scored, while posting a perfect fielding percentage in 59 chances...recorded a hit in all six games including a 4-for-4 performance in game two of the NCAA Super Regionals versus Texas A&M...also set an ACC individual game-high with five runs in that must-win game two against the Aggies...career .443 hitter in 15 NCAA Tournament games...concluded the year with a .988 fielding percentage committing just eight errors in 643 fielding opportunities.

BOYD CAREER HIGHS

At Bats:	6 (Twice)
Runs:	5 vs. Texas A&M, 6/12/11
Hits:	5 at Virginia Tech, 4/17/11
RBI:	5 at Wake Forest, 4/11/10

2010: Emerged as the Seminoles' starting first baseman in a breakout rookie season, which culminated with earning second team Freshman All-American honors by Ping! Baseball...appeared in 67 games and made 64 starts; 63 of those at first base...batted .326 and drove in 39 runs on the strength of 15 doubles and eight home runs... finished with a .507 slugging percentage...made strides defensively to field at a .986 clip...committed two errors over the final 45 games, including a 35-game, error-free stretch...first collegiate hit came in first at-bat on opening day – a single through the middle...went 3-for-5 in game 2 of the Georgia State series...unloaded his first homer against Florida in Tampa; a towering first-inning blast on a 1-0 pitch...was 3-for-3 in game 1 against Georgia...led team with a .500 average against top-ranked Virginia... tied his collegiate best with three hits, including his first triple in the series finale... hit .375 against Virginia Tech with a double and two RBI and led the 'Noles with four runs scored... was perfect against UNF in Tallahassee, reaching base on four plate appearances behind a pair of singles and a homer...set a then-career high with four RBI...topped that with a five RBI effort in the series finale against Wake Forest, capped by a three-run blast...hit .417 against the Demon Deacons with six runs scored...belted a solo homer – one of four by the 'Noles – in the series finale against Miami...drove in five runs over three games against LeMoyne...matched career-highs with three runs and three hits in a personal-best six at bats during the 13-inning marathon win over Jacksonville...first multi-homer game came in the series opener at Clemson on consecutive at-bats in the fourth and sixth innings...drove in two runs on a pair of sacrifice flies in the ACC Championship game against NC State...was flawless in 31 fielding chances during the four-game tournament...named to NCAA Norwich Regional All-Tournament team when he led the 'Noles with a .500 average...led all 'Noles for the second consecutive week when he hit .583 in three Super Regional games at home against Vanderbilt...matched his career-high with a pair of three-hit games...homered in each of the first two games and struck out just once in 13 plate appearances...finished the NCAA Tournament leading all FSU batters with a .457 average (16-for-35), which included four doubles, two homers and seven RBI... hit .308 in the College World Series, including a three-hit game in the elimination game against TCU.

HIGH SCHOOL: A four-sport star at Tate High School, playing four years of baseball and football, two years of basketball and a year of golf...received all-area Offensive Player of the Year honors in 2009...earned first team Pensacola all-area honors in 2008 and 2009...named an all-star in football and baseball as a senior...participated at the Team One South Showcase where he was rated as the No. 1 prospect...played in the 2008 Under Armour All-American Game and was champion of the Homerun Derby contest at Wrigley Field...played in the Power Showcase at Tropicana Field... received Academic All-America honors in golf... drafted in the 19th round by the Texas Rangers in the 2009 MLB Draft.

PERSONAL: Son of David and Cyndi Boyd...major is sociology...played 2010 & 2011 summer ball in the Cape Cod League for the Orleans Firebirds...hopes to pursue a career in the Major Leagues...born December 30, 1990.



BOYD'S CAREER STATS

Year	Avg	GP	GS	AB	R	H	2B	3B	HR	RBI	TB	SLG%	BB	HBP	SO	GDP	OB%	SF	SH	SB	ATT	PO	A	E	FLD%
2010	.326	67	64	227	49	74	15	1	8	39	115	.507	27	1	38	7	.394	4	4	4	6	510	46	8	.986
2011	.343	65	65	245	44	84	17	4	8	60	133	.543	36	3	33	4	.423	7	3	10	12	605	30	8	.988
TOTAL	.335	132	129	472	93	158	32	5	16	99	248	.525	63	4	71	11	.409	11	7	14	18	1115	76	16	.987



SEMINOLE RETURNEES

10
JUSTIN GONZALEZ

INF, R-R, 6-2, 200, JR
Miami, Fla.
(Columbus HS)

2011: Started all 65 games at shortstop in leading FSU to the NCAA Super Regionals for the fourth year in a row...posted a .264 (61-for-231) batting average with 13 doubles, eight home runs, 40 RBI and 50 runs scored...recorded a team-high 14 hit-by-pitches and was 8-for-10 in stolen bases...opened the year with hits in his first six games and scored a run in his first eight games...tied a career-high with three hits three times...went a perfect 3-for-3 in the series finale against Hofstra, 3-for-4 in the series finale at Maryland and 3-for-4 at Virginia Tech...drove in a career-high six runs in a must-win game against Texas A&M in the NCAA Super Regionals...was 2-for-3 at the plate against the Aggies with a double, three-run home run and three runs scored...registered two hits on a pair of doubles in the game-clinching victory over Alabama in the NCAA Tallahassee Regional...finished the year with 17 multi-hit games – good for the sixth most on the team...posted a fielding percentage of .955 at shortstop committing just 12 errors in 266 fielding opportunities.

GONZALEZ
CAREER HIGHS

At Bats:	5 (8 Times)
Runs:	4 vs. Hofstra, 2/28/10
Hits:	3 (5 Times)
RBI:	6 vs. Texas A&M, 6/12/11

2010: Made an instant impact as the Seminoles starting second baseman through the first third of the season...appeared in 46 games and made 21 starts – 18 at second base – while batting .287 with 21 RBI...registered a single to left in his first collegiate at-bat on opening day against Georgia State...drove in multiple runs in his first three starts, slugging at a 1.300 rate...made his first start at second in the series finale against the Panthers, contributing a triple and a two-run homer...posted season-highs in at-bats (four), runs (four), hits (three) and RBI (four) in the series finale against Hofstra...started the final two games at second against the Pride and batted .500 for the series with six RBI... homered for the second time on the season in the opening game of the series against Georgia...hit .417 against the Bulldogs with four RBI and

six runs scored...had three hits in the middle game of the Virginia series...started at DH in all three games against Wake Forest...doubled home a run in the ninth inning of game 2 at Clemson...made two plate appearances in the NCAA Tournament – one against Central Connecticut in the Norwich Regional opener and a second in the College World Series win over Florida.

HIGH SCHOOL: Played three seasons of varsity baseball at Christopher Columbus High School...earned Under Armour All-America honors in 2007...named a second team Preseason All-American infielder by Louisville Slugger in 2008...help lead Christopher Columbus to a spot in the 2009 6A state championship game...fell to Alonzo 4-3 in the finals...an Honor Roll student...drafted in the 46th round by the Houston Astros in the 2009 MLB Draft.

PERSONAL: Son of Robert and Dania Gonzalez...member of the 3.0 GPA Club at FSU (Fall 2009, Fall 2010)...two-time member of the ACC Academic Honor Roll (2009-10, 2010-11)...played 2010 summer ball with the Covington Lumberjacks of the Valley League...was a member of the Hyannis Harbor Hawks of the Cape Cod League in 2011...major is sport management...aspires to play in the Major Leagues... born June 24, 1991.



GONZALEZ' CAREER STATS

Year	Avg	GP	GS	AB	R	H	2B	3B	HR	RBI	TB	SLG%	BB	HBP	SO	GDP	OB%	SF	SH	SB	ATT	PO	A	E	FLD%
2010	.287	46	21	94	24	27	4	2	2	21	41	.436	19	4	31	1	.424	1	2	2	2	37	66	6	.945
2011	.264	65	65	231	50	61	13	1	8	40	100	.433	31	14	74	4	.380	3	2	8	10	83	171	12	.955
TOTAL	.271	111	86	325	74	88	17	3	10	61	141	.434	50	18	105	5	.393	4	4	10	12	120	237	18	.952





SEMINOLE RETURNEES



18 SETH MILLER

OF, L-L, 6-2, 200, JR
Southport, Fla.
(Northwest Florida State College)

2011: Made 49 appearances with 29 starts in his first season at Florida State...tallied 21 starts in left field and eight more as the Seminole DH...posted a .178 batting average collecting 18 hits on four doubles, one home run...registered 15 runs, 12 RBI and drew 20 walks...was a perfect 8-for-8 in stolen bases...drew a pair of walks in his Seminole debut on opening day against VMI...earned his first start against the Cadets in the series finale and went 2-for-3 with three RBI and a run scored...belted his first collegiate home run in the win over VMI...started the middle game against Hofstra and collected three walks which led to a career-high three runs scored...started each of the three games at Virginia and hit .364 against the Cavaliers with a double, two

runs and three RBI...collected a career-high three hits in the middle game of the series against Virginia...walked a career-high four times in game two at Virginia Tech.

NORTHWEST FLORIDA STATE COLLEGE: Played one season of junior college ball, where he batted .321 (.373 in conference play) and earned second team all-conference honors as a freshman...stole 24 bases, drove in 46 runs and belted six homers.

HIGH SCHOOL: A four-year varsity player at Mosley High, where he was two-time MVP and Gold Glove winners...batted .471 as a senior with 46 RBI and five homers...posted a 9-1 pitching record with a 1.25 ERA...a two-time, second team All-State selection...also won Heart of a Champion award.

MILLER CAREER HIGHS

At Bats:	5 at Virginia, 3/19/11
Runs:	3 vs. Hofstra, 2/26/11
Hits:	3 at Virginia, 3/19/11
RBI:	3 vs. VMI, 2/20/11

PERSONAL: Son of Nixon and Denise Miller...father is a minister...major is sport management...brother Nick played baseball at Gulf Coast CC and graduated from Florida State...member of the 3.0 GPA Club at FSU (Spring & Fall 2011)...ACC Academic Honor Roll (2010-11)...born July 19, 1991.

MILLER'S CAREER STATS

Year	Avg	GP	GS	AB	R	H	2B	3B	HR	RBI	TB	SLG%	BB	HBP	SO	GDP	OB%	SF	SH	SB	ATT	PO	A	E	FLD%
2011	.178	49	29	101	15	18	4	0	1	12	25	.248	20	6	35	3	.341	2	0	8	8	47	0	1	.979
TOTAL	.178	49	29	101	15	18	4	0	1	12	25	.248	20	6	35	3	.341	2	0	8	8	47	0	1	.979



26 SCOTT SITZ

RHP, R-R, 5-10, 210, JR
Jacksonville Beach, Fla.
(Fletcher HS)

2011: Made 18 appearances with eight starts in his sophomore campaign...finished the year 4-2 with a one save and a 5.92 ERA...tallied 51.2 innings with 33 strikeouts...first start of the season came against VMI throwing 6.0 shutout innings allowing four hits and no walks while striking out a career-high five batters in picking up the win...pitched 5.0 innings of one run, four hit baseball against Florida in Tampa to earn his second win of the season...earned no decisions over his next three starts (at Georgia, Boston College, and at Virginia) throwing a combined 19.0 innings with seven strikeouts and just three walks en route to posting a 3.79 ERA...hurled a career-high 7.0 innings in the middle game in Charlottesville...threw 15.0 innings in 10 relief appearances...yielded a run or less in seven of those outings...pitched in the ACC Championship game against Virginia in Durham...shut down Alabama in the NCAA Tallahassee Regional throwing 4.0 shutout innings allowing just two hits while striking out three to earn his first career save...picked up the win with 4.0 innings of work against Texas A&M in the NCAA Super Regionals...struck out four against the Aggies to force a decisive game three in the series.

2010: Freshman right-hander finished fifth on the team with six starts out of 17 appearances...finished with a 5-0 record and 3.76 ERA...held opponents to a .207 batting average - tops on the team for any pitcher with more than one start...struck out 27 over 40.2 innings...made his collegiate debut against Georgia State (2/20) and worked a

scoreless ninth inning, registering a pickoff in his first game...picked up his first victory in FSU's come-from-behind victory in game 1 at North Carolina...pitched a scoreless eighth, retiring the side with a strikeout...surrendered his first runs of the season in a midweek appearance against Stetson, yielding three runs on two hits in 1.0 innings...put in 4.1 shutout innings of relief work in game 1 vs. Virginia Tech; his longest stint out of the bullpen...struck out three Hokies...made his first career start against North Florida (4/7) and picked up the victory with 6.0 innings of two-hit, shutout ball...followed up with his second start against Florida (4/13) and once again worked 6.0 innings to earn the victory...scattered four hits and yielded two runs (one earned) while matching his season-high for strikeouts for the second consecutive game...moved into the weekend starting rotation on April 25 against Miami...bounced back with 5.0 innings of one-hit work against LeMoyne and moved to 4-0...picked up his fifth win grinding through 6.0 innings at Boston College, scattering seven hits and allowing three runs...finished the season by making five relief appearances...did not allow a run over that stretch, spanning 6.0 innings...tossed 1.1 shutout innings with two strikeouts against Boston College in the ACC Tournament, which helped put the Seminoles in the title game...came up with 0.2 scoreless innings in game 2 of the Super Regional against Vanderbilt...made two, scoreless one-inning appearances against TCU in his first College World Series.

SITZ CAREER HIGHS

Inn. Pitched:	7.0 at Virginia, 3/19/11
Hits:	8 vs. Boston College, 3/13/11
Walks:	4 (Twice)
Strikeouts:	5 vs. VMI, 2/20/11

HIGH SCHOOL: Played all four years at Fletcher High School in Jacksonville Beach, FL...earned first team all-conference and third team all-state honorable mention as a senior...went 9-2 with a 1.25 ERA with 118 strikeouts in 13 games as a junior in 2008.

PERSONAL: Son of David and Sally Sitz...went 2-0 with a 2.70 ERA for the 2010 Alaska League champion Mat-Su Miners...had two complete games, one shutout and opponents batted just .158...Dean's List honoree (Spring 2011)...ACC Academic Honor Roll (2010-11)...major is sociology...born September 10, 1990.

SITZ' CAREER STATS

Year	ERA	W	L	App	GS	CG	SHO	CBO	SV	IP	H	R	ER	BB	SO	2B	3B	HR	AB	B/Avg	WP	HBP	BK	SFA	SHA
2010	3.76	5	0	17	6	0	0	0	0	40.2	30	18	17	15	27	8	0	5	173	.207	1	8	0	1	3
2011	5.92	4	2	18	8	0	0	1	1	51.2	58	34	34	24	33	8	1	4	200	.290	1	4	0	5	2
TOTAL	4.97	9	2	35	14	0	0	1	1	92.1	88	52	51	39	60	16	1	9	345	.255	2	12	0	6	5



SEMINOLE RETURNEES



8

DEVON TRAVIS

INF, R-R, 5-9, 180, JR
Wellington, Fla.
(Palm Beach Central HS)

2012: Second team Preseason All-American by Louisville Slugger/Collegiate Baseball Newspaper and third team accolades from the NCBWA.

2011: Named a first team All-ACC honoree after hitting .329 in 60 games...led the league in doubles with 26 – tied for the eighth most in a single season in Florida State history...ranked in the top in the ACC in three other offensive categories including on-base percentage (4th), runs scored (5th) and walks (8th)...all 59 starts came at second base...tied for the team lead with 26 multi-hit games...tied a career-high with six three-hit games including a three-hit performance in the winner's bracket game of the NCAA Tallahassee Regional against Alabama...scored three runs four times to tie a career-high...first three-run game came in the rubber game at Georgia in which the Noles won 7-5...opened the season with a pair of two-hit games against VMI...put together a career-best nine-game hit streak during the early portion of his sophomore campaign...streak included five multi-hit games and two three-hit performances (at Georgia and vs. Maine)...drove in a career-high four runs after going a perfect 3-for-3 at the plate against Maine...tied his RBI career-high total driving in four in the middle game of the series at Virginia Tech...hit .583 (7-for-12) in leading FSU to a series victory over UCF...scored five runs and drove in four while collecting two doubles and two home runs...finished the year hitting .297 against league foes and .320 in the NCAA Tournament...was named to the NCAA Tallahassee Regional All-Tournament team after hitting .286 with three runs scored and an RBI in leading FSU to a win over Bethune-Cookman and two wins over Alabama.

TRAVIS
CAREER HIGHS

At Bats:	7 at Virginia Tech, 4/17/11
Runs:	3 (7 Times)
Hits:	3 (6 Times)
RBI:	4 (Twice)

2010: Established himself as the starting second baseman and fireplug after missing the first 17 games with a broken hamate bone...batted .276 with 22 RBI over 50 games, including 46 starts...led the team with 14 total sacrifices (10 sac bunts, 4 sac flies), which ties Mike Martin, Jr. ('94) for the sixth on FSU's single season list...committed just one error in last 45 games and carries a 28-game errorless streak (122 fielding opportunities) into the 2011 season...finished with a .980 fielding percentage...collegiate debut came in the middle game of the North Carolina series as a defensive replacement in the eighth inning...made first stat at second base in the second game against Maryland and followed with his first hit in the fifth inning...first and second RBI came in win over Florida at Jacksonville...recorded first multi-hit game in the series finale at Wake Forest...also set career-highs in ABs (5) and runs (2) while registering his first career triple in the seventh...first home run – a two-run shot – came in opening game of the series...hit .333 in the Miami series with a solo homer in the second inning of the series finale to tie the game at 3-3...hit .500 against NC State recording five hits including a pair of doubles...tied career-highs with two hits and two RBI in games 2 & 3...hit .357 in the ACC Tournament with four of his five hits in the tournament going for extra bases – two doubles, one triple and a homer...drove in five runs over the last two games, including a career-high three RBI against Boston

College...batted .273 in the NCAA Norwich Regional including two hits in the first meeting with Oregon...came up with a big assist for the third out in the top of the eighth of the championship game against Oregon, saving a run in a two-run victory...batted .455 in the Super Regional against Vanderbilt with a pair of two-hit games...registered at least one hit in all three games of the College World Series...finished the postseason hitting .324 (11 for 34) with two doubles and a triple.

HIGH SCHOOL: Four-year varsity player for Palm Beach Central High School...named Big School's Player of the Year as a senior in 2009...hit .483 with two home runs, 26 RBI and 21 stolen bases in his final season...received second team all-state honors as a junior and followed that with first team all-state accolades as a senior...also earned first team all-county honors as a freshman and junior...batted .462 with four home runs as a junior...hit .367 as a freshman...was an Honor Roll student at Central.

PERSONAL: Son of Tony and Tammy Travis...member of the 3.0 GPA Club at FSU (Fall 2009, Spring 2011)...two-time member of the ACC Academic Honor Roll (2009-10, 2010-11)...played for the Cape Cod League Bourne Braves in the summer of 2010...major is marketing...born February 21, 1991.



TRAVIS' CAREER STATS

Year	Avg	GP	GS	AB	R	H	2B	3B	HR	RBI	TB	SLG%	BB	HBP	SO	GDP	OB%	SF	SH	SB	ATT	PO	A	E	FLD%
2010	.276	50	46	156	29	43	8	4	3	22	68	.436	15	0	29	7	.331	4	10	5	6	76	123	4	.980
2011	.329	60	59	231	58	76	26	0	6	33	120	.519	45	10	32	9	.455	2	3	5	9	91	168	15	.946
TOTAL	.307	110	105	387	87	119	34	4	9	55	188	.486	60	10	61	16	.408	6	13	10	15	167	291	19	.960



SEMINOLE RETURNEES



9

STEPHEN MCGEE

C, R-R, 6-3, 220, R-SO
Port St. Lucie, Fla.
(Port St. Lucie HS)

2011: Saw limited action during his sophomore campaign before suffering a season ending right shoulder injury...appeared in 10 games making one start...lone start came as the Seminole DH in the middle game against VMI...went 1-for-2 with a double, two RBI and a run scored in a win over the Cadets...finished the season hitting .111 (1-for-9)...posted a 1.000 fielding percentage as he was perfect from the field in 13 chances...recorded a season-high five putouts from behind the plate in the first game against Maine.

2010: Versatile freshman saw limited action, appearing in 19 games...made the most of his opportunities, batting .333 (4 for 12)...all four hits were doubles, contributing to his .667 slugging percentage...reached base 10 times in 18 plate appearances for a .556 OBP...saw action at first base and catcher...drew a walk in his first collegiate at-bat...registered a career-high five putout at first base in game 2 of a doubleheader against Hofstra...first career hit was a two-out double into the right field gap in the series finale against Georgia...doubled in the ninth inning of game 2

MCGEE CAREER HIGHS

At Bats:	2 (Twice)
Runs:	1 (Twice)
Hits:	1 (5 Times)
RBI's:	2 vs. VMI, 2/16/11

at North Carolina after checking in at catcher in the eighth inning...reached base safely in both plate appearance against LeMoyne (5/2)...drew a bases loaded walk for an RBI in the seventh and followed with his fourth double of the season into the right-center gap in the eighth.

HIGH SCHOOL: Played four years of varsity baseball at Port St. Lucie High School...earned first team All-State accolades as a senior... named a second team All-State honoree as a junior... All-Conference as a sophomore, junior and senior and was an All-County honoree all four years...Honor Roll student; received Principal's Honor Roll throughout his senior year...nominee for Young Floridian.



PERSONAL: Son of Jeff and Susan McGee...brother Mike was a two-way standout at FSU...played for the Orlando Mavericks in the 2010 Florida Collegiate summer league...member of the 3.0 GPA Club at FSU (Fall 2009, Spring 2011)...two-time member of the ACC Academic Honor Roll (2009-10, 2010-11)...major is hospitality management...aspires to open his own restaurant...born February 7, 1991.

MCGEE'S CAREER STATS

Year	Avg	GP	GS	AB	R	H	2B	3B	HR	RBI	TB	SLG%	BB	HBP	SO	GDP	OB%	SF	SH	SB	ATT	PO	A	E	FLD%
2010	.333	19	0	12	1	4	4	0	0	2	8	.667	6	0	3	0	.556	0	0	0	0	18	0	1	.947
2011	.111	10	1	9	1	1	1	0	0	2	2	.222	2	1	3	0	.333	0	0	0	0	11	2	0	1.000
TOTAL	.238	29	1	21	2	5	5	0	0	4	10	.476	8	1	6	0	.467	0	0	0	0	29	2	1	.969



19
GAGE SMITH

RHP, R-R, 6-1, 190, R-SO
Tallahassee, Fla.
(North Florida Christian HS)

2011: Did not see action during his redshirt freshman campaign

2010: Received a redshirt in 2010.

HIGH SCHOOL: Played both baseball and golf at North Florida Christian... named team co-captain as a senior...earned second team All-Big Bend accolades following the 2009 season...finished his senior season hitting .400 en route to earning the Runmaker Award at NFC as awarded by the coaching staff...made 17 appearances on the mound recording 25 strikeouts in 24 innings of work...posted a 2-0 record and four saves with a 1.54 ERA...member of the 2009 First Academy Royal Rumble All-Tournament team...achieved Honor Roll accolades all four years at NFC...named 2009 FACA 2A All-Academic Player of the Year...involved in the Fellowship of Christian Athletes.



PERSONAL: Son of Clark and Penny Smith...full name is Malcolm Gage Smith...uncle Jerry Smith played basketball for Florida State...played with the DeLand Suns of the Florida Collegiate Summer League in 2011...named to the Dean's List (Fall 2009, Spring 2011)...earned President's List (4.0 GPA) honors in the Fall 2011...major is marketing...born February 13, 1991.



SEMINOLE RETURNEES



51 BRANDON JOHNSON

LHP, L-L, 6-2, 200, SO
Tampa, Fla.
(Alonso HS)

2011: Appeared in three games in his first season at Florida State working a combined 2.0 innings over that span...made his collegiate debut in the middle game against Hofstra...threw a scoreless inning in relief as he issued a walk...pitched at Georgia and against Maine...registered his first collegiate strikeout against the Black Bears.

JOHNSON CAREER HIGHS

Inn. Pitched:	1.0 (Twice)
Hits:	5 vs. Maine, 3/9/11
Walks:	2 at Georgia, 3/4/11
Strikeouts:	1 vs. Maine, 3/9/11

HIGH SCHOOL: Distinguished himself on and off the field in high school...went 5-1 on the mound as a senior with a 1.52 ERA, helping Alonso reach the 6A semifinals...also batted .286 with three homers while playing first base...earned second team all-conference honors and was named to the Saladino All-Tournament team

as a senior...helped his team to the 6A state championship as a junior...went to camp with the 16U USA Team as a sophomore in 2008...outstanding student who won the 2010 Chick-fil-A/Dick's Sporting Goods Scholar Athlete of the Year award...graduated in the top five percent of his class with a weighted 5.8 GPA...a member of the National Honor Society and a senior class officer...also earned Alonso Scholar Athlete of the Year awards in 2007 and 2008.



PERSONAL: Son of Sherman, Sr. and Brenda Johnson...brother Sherman, Jr. is the Seminoles' starting third baseman...also has a sister, Kiara...ACC Academic Honor Roll (2010-11)...major is scientific computing and statistics...born March 18, 1992.

JOHNSON'S CAREER STATS

Year	ERA	W	L	App	GS	CG	SHO	CBO	SV	IP	H	R	ER	BB	SO	2B	3B	HR	AB	B/Avg	WP	HBP	BK	SFA	SHA
2011	18.00	0	0	3	0	0	0	0	0	2.0	5	4	4	3	1	1	0	0	11	.455	0	0	0	0	0
TOTAL	18.00	0	0	3	0	0	0	0	0	2.0	5	4	4	3	1	1	0	0	11	.455	0	0	0	0	0

SEMINOLES



40 PETER MILLER

RHP/INF, R-R, 6-1, 195, SO
Lutz, Fla.
(Cambridge Christian HS)

2012: Ranked as the seventh best prospect in the Florida Collegiate League by Baseball America in the fall 2011.

2011: Two-way player for Florida State...hit .571 collecting four hits in seven plate appearances...registered a double, scored a run and picked up three RBI...recorded an RBI double in his first collegiate at-bat in the season opener against VMI...followed with another base hit in the series finale against the Cadets...picked up an RBI on base hits against Hofstra and Maine...was perfect from the field in nine opportunities collecting six assists...made four appearances on the mound working a combined 3.1 innings allowing just one hit while recording a strike out...worked a season-high 1.0 inning twice including in his debut against VMI in the series finale...recorded his

first strikeout in 0.2 innings against Wake Forest...threw 0.2 innings at Virginia as he did not allow a hit or run while issuing one walk.

HIGH SCHOOL: Enjoyed a stellar high school career, earning first team FSWA 1A All-State honors...started at shortstop when he wasn't on the mound...selected in the 38th round by the New York Mets in the 2010 MLB

Draft...captured the Wade Boggs Award as a senior...winner of the Sunshine Classic Cy Young Award...lost in 1A state semifinal to Lake Worth Trinity Christian in 2010...team captain and proven winner, helping team to state runner-up finish in 2008 & 2009.

PERSONAL: Son of Jim and Janice Miller...one of five children, including Jonathan, Michael, Moriah and Nathaniel...member of the 3.0 GPA Club at FSU (Spring 2011)...Dean's List honoree (Fall 2010, Fall 2011)...ACC Academic Honor Roll (2010-11)...majoring in criminology...born April 27, 1992.

MILLER CAREER HIGHS HITTING

At Bats:	2 vs. Hofstra, 2/26/11
Runs:	1 vs. VMI, 2/18/11
Hits:	1 (4 Times)
RBI:	1 (3 Times)

PITCHING

Innings Pitched:	1.0 (Twice)
Hits:	1 vs. Maine, 3/9/11
Walks:	3 vs. Wake Forest, 3/25/11
Strikeouts:	1 vs. Wake Forest, 3/25/11

MILLER'S CAREER PITCHING STATS

Year	ERA	W	L	App	GS	CG	SHO	CBO	SV	IP	H	R	ER	BB	SO	2B	3B	HR	AB	B/Avg	WP	HBP	BK	SFA	SHA
2011	2.70	0	0	4	0	0	0	1	0	3.1	1	3	1	5	1	0	0	0	11	.091	3	1	0	0	0
TOTAL	2.70	0	0	4	0	0	0	1	0	3.1	1	3	1	5	1	0	0	0	11	.091	3	1	0	0	0

MILLER'S CAREER HITTING STATS

Year	Avg	GP	GS	AB	R	H	2B	3B	HR	RBI	TB	SLG%	BB	HBP	SO	GDP	OB%	SF	SH	SB	ATT	PO	A	E	FLD%
2011	.571	6	0	7	1	4	1	0	0	3	5	.714	1	0	1	0	.625	0	0	0	0	3	6	0	1.000
TOTAL	.571	6	0	7	1	4	1	0	0	3	5	.714	1	0	1	0	.625	0	0	0	0	3	6	0	1.000



SEMINOLE RETURNEES



6

SEAN O'BRIEN

OF, R-R, 6-2, 195, SO
Clearwater, Fla.
(Clearwater HS)

2011: Made 20 appearances with four starts in his first season at Florida State...hit .355 (11-for-31) with two doubles, one home run, two runs scored and nine RBI...recorded an RBI single in his first collegiate at-bat in the season opener against VMI...tallied a season-high three RBI in game one against Hofstra driving in all three runs as he belted his first collegiate home run over the fence in left field in the eighth inning...all four starts came as the Seminole DH with his first collegiate start coming against Duke...went 1-for-3 with two RBI on two sacrifice flies in leading FSU to a 13-9 victory over the Blue Devils...made two appearances in the NCAA Tournament...picked up a base hit against Bethune-Cookman in the regional opener and played in game two against Texas A&M in the Super Regionals.

O'BRIEN CAREER HIGHS

At Bats:	3 (3 Times)
Runs:	1 (Twice)
Hits:	2 vs. Florida Gulf Coast, 4/19/11
RBI:	3 vs. Hofstra, 2/25/11

HIGH SCHOOL: Standout at Clearwater High where he ranked No. 96 in his recruiting class...earned Under Armour All-American honors in 2009...participated in the Florida Athletic Coaches Association state All-Star game as well as the Pinellas vs. Hillsborough All-Star game at Tropicana Field...outstanding student who ranked in the top five percent of his class with a 4.5 GPA...a member of the National Honor Society.

PERSONAL: Son of Martin and Joanna O'Brien...has two sisters, Christy and Alanna...signed with FSU in the fall of 2009...played with the Winter Haven Loggerheads of the Florida Collegiate Summer League in 2011...member of the 3.0 GPA Club (Fall 2011)...ACC Academic Honor Roll (2010-11)...major is business management...born July 29, 1991.



O'BRIEN'S CAREER STATS

Year	Avg	GP	GS	AB	R	H	2B	3B	HR	RBI	TB	SLG%	BB	HBP	SO	GDP	OB%	SF	SH	SB	ATT	PO	A	E	FLD%
2011	.355	20	4	31	2	11	2	0	1	9	16	.516	0	0	4	1	.333	2	0	0	0	4	8	2	.857
TOTAL	.355	20	4	31	2	11	2	0	1	9	16	.516	0	0	4	1	.333	2	0	0	0	4	8	2	.857



15

EVAN GEIST

LHP, R-L, 6-3, 195, R-FR
Clearwater, Fla.
(Clearwater HS)

2011: Received a redshirt in 2011.

HIGH SCHOOL: Left-handed ace for Marist High, which captured the Georgia AAAA state championship in 2010...posted an 8-1 record with a 1.86 ERA as a senior...struck out 83 in 52 innings of work...fanned 10 in opening game of state finals series, recording a 5-0 shutout win...was voted team captain and the top pitcher...played two seasons of varsity ball.

PERSONAL: Son of Pete and Jeannae Geist...father played shortstop at Georgia Tech, where current FSU director of baseball operations Chip Baker was an assistant...dad was a third-round draft choice by the Los Angeles Dodgers...member of the 3.0 GPA Club at FSU (Spring & Fall 2011)...ACC Academic Honor Roll (2010-11)...majoring in business...born April 21, 1992.





SEMINOLE NEWCOMERS



1

GIOVANNY ALFONZO

INF, R-R, 5-10, 165, FR
Port St. Lucie, Fla.
(Lincoln Park Academy HS)

HIGH SCHOOL:

Garnered first team All-Area and All-District honors all four years at Lincoln Park Academy...hit .417 as a senior with 11 doubles and five triples, drove in 30 runs and stole 16 bases...participated in trials for the USA U-16 team as a sophomore...earned Under Armour Honorable Mention All-America honors and was a member of Rawlings' first team All-Region team in 2010...completed the IB Program and was a member of the Key Club at Lincoln Park Academy.

PERSONAL:

Son of Edgar and Sharon Alfonzo...father played 14 years of minor league baseball, while uncle (Edgardo Alfonzo) played 11 years in the major leagues...majoring in Sport Management...born December 19, 1992.



27

MARIO AMARAL

C, R-R, 6-1, 220, FR
Hialeah, Fla.
(Ronald W. Reagan Senior HS)

HIGH SCHOOL:

Hit .518 during his senior season with eight home runs...garnered Rawlings third team All-America honors and named first-team All-County, All-State and All-Region following his senior season...earned second team All-County and All-State and third team All-Region as a junior...received Honorable Mention All-County accolades as a sophomore...drafted in the 17th round by the Milwaukee Brewers in the 2011 MLB Draft.

PERSONAL:

Son of Mario and Claribel Amaral...cousin Lindaliz Arauz played soccer at Vanderbilt...exploratory major...born October 14, 1993.



12

CODY ALLING

LHP, L-L, 5-11, 160, FR
Pensacola, Fla.
(Pensacola Catholic HS)

HIGH SCHOOL:

A four-year varsity letterman in baseball at Pensacola Catholic High School...named a Max Prep All-American after finishing his high school career with a 36-7 record...a three-time first team All-Area honoree (2009-11) and second team All-Area honoree as a freshman...earned Pensacola Pitcher of the Year accolades after finishing his senior campaign with a 12-2 record and a 1.52 ERA with 115 strikeouts in 70 innings...posted ERA's of 2.20 and 1.81 as a sophomore and junior, respectively.

PERSONAL:

Son of Richard and Leta Alling...exploratory major...born March 2, 1993.



14

KYLE BIRD

LHP, L-L, 6-2, 180, FR
Orange Park, Fla.
(Clay HS)

HIGH SCHOOL:

Played baseball all four years at Clay High School; member of the basketball team as a freshman and sophomore...posted a 9-1 record on the mound en route to earning first team All-District and All-State honors...named a first team All-District honoree as a junior after recording an 8-1 mark.

PERSONAL:

Full name is Ronald Kyle Bird...son of Ron and Mariann Bird...exploratory major...born April 12, 1993.



SEMINOLE NEWCOMERS



53

JOSE BRIZUELA

OF/INF/RHP, L-R, 6-0, 187, FR
Weston, Fla.
(Archbishop McCarthy HS)

HIGH SCHOOL:

Earned Collegiate Baseball High School first team All-America accolades as a multi-position player in 2011; named a third team High School All-American by Baseball America...in four years at Archbishop McCarthy High School, was a two-time All-State and All-County honoree; also garnered All-State honorable mention accolades... a two-time state champion at Archbishop McCarthy and helped lead his team to a National Championship his senior year...named team MVP and MVP of the playoffs in 2010 and 2011 as a junior and a senior...hit over .400 in all four years; recorded seven home runs, 41 RBI, 50 runs scored and 25 stolen bases as a senior...drafted in the 46th round by the Cincinnati Reds in the 2011 MLB Draft.

PERSONAL:

Son of Jorge and Allison Brizuela...exploratory major...born August 31, 1992.



17

MIKE COMPTON

RHP, R-R, 6-2, 195, FR
Branson, Mo.
(Branson HS)

HIGH SCHOOL:

Over his four years at Branson High School, posted a record of 21-7 with two saves and a 1.40 ERA in 195 innings of work...registered a school record 243 strikeouts, while issuing just 28 walks in four seasons...named Central Ozark Conference Player of the Year as a junior; garnered COC 1st team pitcher honors in back-to-back seasons as a junior and senior...earned first team pitcher All-State accolades as a junior, followed with All-State Honorable Mention honors after his senior...an Honor Roll student at Branson HS graduating with a 4.2 GPA; member of the National Honor Society.

PERSONAL:

Son of Mike and Jannine Compton...named to the Dean's List (Fall 2011)...plans on majoring in Psychology...born November 5, 1992.



42

MICHAEL CETTA

RHP, R-R, 6-0, 198, FR
Miami, Fla.
(Miami Palmetto HS)

HIGH SCHOOL:

Garnered Miami-Dade All-County accolades as a senior...named to the Florida Athletic Coaches Association 6A All-Star South team in his final year at Miami Palmetto... earned Most Outstanding Pitcher honors for Team Florida at the CABA World Series...served as the closer for the Florida Legends in the 2011 Connie Mack World Series...worked 35.0 innings and compiled a 0.56 ERA.

PERSONAL:

Son of Tom and Vanessa Cetta...father is a pitching coach at Southridge High School in Miami...plans on majoring in Criminal Justice...born December 30, 1992.



2

JOSH DELPH

OF, L-L, 6-0, 185, FR
Bartow, Fla.
(Bartow HS)

HIGH SCHOOL:

Garnered All-County honors and was named team MVP at Bartow High School following his senior season...hit .428 with three home runs and 20 stolen bases as a senior...named Polk County Male Student-Athlete of the Year as a senior...Honor Roll student and graduated in the top 10 percent of his class in terms of GPA... member of the National Honor Society, Spanish Club, Anchor Club and Frisbee Club at Bartow High.

PERSONAL:

Son of Tim and Patricia Delph...full name is Thomas Josh Delph...father played semi-pro baseball, while grandfather played college baseball...member of the 3.0 GPA Club at FSU (Fall 2011)...exploratory major...born November 9, 1992.



SEMINOLE NEWCOMERS



5

BERT GIVENS

OF, R-R, 6-1, 195, FR
Tallahassee, Fla.
(Chiles HS)

HIGH SCHOOL:

Played four years of baseball and football at Chiles...captain of the baseball team as a senior, while holding that distinction on the football team as a junior and senior...garnered All-Big Bend accolades as a junior in baseball and football and then again as a senior for football...holds 15 offensive school records for the Chiles football team...was named Tallahassee Quarterback Club Offensive Player of the Week...member of the National Honor Society and was a Commended Scholar Graduate at Chiles.

PERSONAL:

Son of Dr. Steve Givens...father played baseball at Florida State (1981-83)...exploratory major...born January 7, 1993.



33

BRYANT HOLTMANN

LHP, R-L, 6-5, 200, FR
New Baden, Ill.
(Breese Central HS)

HIGH SCHOOL:

Member of the baseball team all four years at Breese Central High School, also played two years of golf and a year of soccer...missed his entire senior season after undergoing Tommy John Surgery...as junior pitched in 14 games making nine starts while throwing four complete games...posted a record of 6-3 with a 1.77 ERA in 55.1 innings pitched as a junior with 88 strikeouts and 30 walks while limiting the opposition to a .152 batting average...named team MVP, garnered All-Area and All-Cahokia Conference first team pitcher honors as a junior...sophomore year posted a 2-3 record with a 3.20 ERA in 30.2 innings of work with 44 strikeouts en route to being named Team Most Improved...earned All-Area 1A-2A Outfield Honorable Mention and first team All-Cahokia Conference honors as an outfielder following his sophomore campaign.

PERSONAL:

Son of Dennis and Cindy Holtmann...majoring in Sport Management...born February 5, 1993.



13

JOHN HOLLAND

INF/OF, L-R, 5-11, 180, FR
Johns Creek, Ga.
(Northview HS)

HIGH SCHOOL:

Named first team All-Region as a senior and second team All-Region as a sophomore...earned Rawlings Pre-Season All-America honors at the start of his junior season...garnered Defensive Player of the Year accolades as a senior and junior and was named Offensive Player of the Year as a sophomore at Northview High...member of the Dugout Club All-Tournament team as a sophomore and junior...hit over .400 as a sophomore (.416), junior (.456) and senior (.420).

PERSONAL:

Son of Skip and Melanie Holland...uncle Bob Holland was the former clubhouse manager at FSU...plans on majoring in Business...born April 16, 1993.



28

LEE HOWARD

C, R-R, 6-0, 190, FR
Orange Park, Fla.
(Fleming Island HS)

HIGH SCHOOL:

Played four years of baseball, three years of football and a year of basketball at Fleming Island High School...garnered first team All-County accolades in both baseball and football...named All-District in 2011 as a first team catcher...helped lead Fleming Island to two district championships in baseball, while reaching the Regional Finals in both baseball and football as a senior in 2011...earned A/B Honor Roll all four years of high school...member of the National Honor Society and graduated in the top 10 percent of his class.

PERSONAL:

Son of Gene and Alethea Howard...member of the 3.0 GPA Club at FSU (Fall 2011)...majoring in Sport Management...born December 8, 1992.



SEMINOLE NEWCOMERS



37

BRANDON LEIBRANDT

LHP, L-L, 6-4, 195, FR
Alpharetta, Ga.
(Marist HS)

HIGH SCHOOL:

Earned Baseball America High School third team All-America accolades in 2011, garnered ESPN Rise first team honors and was named the Braves 400 Club Player of the Year...helped lead Marist to back-to-back 4A Georgia state championships in 2010 and 2011...named team captain as a senior...posted a perfect 13-0 record as a senior with a 0.71 ERA in 79.0 innings pitched with 120 strikeouts and just 11 walks...went 8-2 on the mound with a 2.69 ERA following his junior season throwing 54 innings with 55 strikeouts and 17 walks...drafted in the 48th round by the Tampa Bay Rays in the 2011 MLB Draft...member of Fellowship of Christian Athletes.

PERSONAL:

Son of Charlie and Corinne Leibrandt...father is a retired MLB pitcher and brother Brodie plays baseball at Columbus State...member of the 3.0 GPA Club at FSU (Fall 2011)...majoring in Sport Management...born December 13, 1992.



3

JOHN NOGOWSKI

INF/OF, R-L, 6-2, 210, FR
Tallahassee, Fla.
(North Florida Christian HS)

HIGH SCHOOL:

Helped lead North Florida Christian to state titles as an eighth grader and as a senior season in 2011; finished as state-runner following his freshman campaign...a three-time first team All-State honoree as a sophomore, junior and senior...named 2A Player of the Year twice at NFC...hit .530 with 12 home runs and 40 RBIs as a senior...also played basketball at NFC for five years scoring 1,000 career points...member of the Key Club.

PERSONAL:

Son of John and Liz Nogowski...majoring in Political Science...born January 5, 1993.



35

JORDAN PRIDDLE

LHP, L-L, 6-2, 195, FR
Tallahassee, Fla.
(Leon HS)

HIGH SCHOOL:

Member of the varsity baseball team at Leon High School for four years...garnered first team All-Big Bend honors following his junior and senior seasons...posted a 5-5 record with a 1.80 ERA in 50 innings pitched and 65 strikeouts as a senior...went 8-2 with a 2.11 ERA during his junior year; struck out 60 in 52.0 innings pitched...graduated Cum Laude from Leon High School.

PERSONAL:

Son of Jeff and Rebecca Priddle...named to the Dean's List (Fall 2011)...majoring in Business...born October 9, 1992.



SEMINOLE NEWCOMERS



20

STEPHEN SPRADLING

OF, R-R, 6-0, 205, JR
Boynton Beach, Fla.
(Broward State College)

BROWARD STATE COLLEGE:

Named team captain in 2011 and garnered JUCO all-conference honors...hit .500 at BSC during conference play in 2010...named to the Dean's List in his two seasons at BSC.

HIGH SCHOOL (American Heritage):

Earned all-conference honors as a sophomore and junior; named All-State as a senior...served as team captain during his junior and senior seasons...named MVP of his high school team as a senior...member of the Key Club, was an Honor Roll student all throughout high school.

PERSONAL:

Son of Mark and Andrea Spradling...majoring in Geography...born October 15, 1989.



7

LUKE WEAVER

RHP, R-R, 6-2, 160, FR
DeLand, Fla.
(DeLand HS)

HIGH SCHOOL:

Earned second team Rawlings All-America and first team All-State honors as a senior...garnered first team All-Area accolades following both his sophomore and junior seasons...posted a 3-1 record with a 1.36 ERA as a sophomore at DeLand High School, followed with a 4-2 record and a 1.42 ERA as a junior...drafted in the 19th round by the Toronto Blue Jays in the 2011 MLB Draft.

PERSONAL:

Son of Mark and Merry Weaver...mom is an alum of Florida State...majoring in Sport Management...born August 21, 1993.

2012 BATGIRLS



Front Row (L to R): Morgan Gowdey, Sara Sublousky, Morgan Hinds, Shawna Hoysradt, Avalon Cudia, Allison Barnhart, Sadie Hoaglin, Meghan Dise, Jessica Fennel; **Back Row (L to R):** Kirsten Skokos, Hannah Taylor, Rachel Yanger, Nikki Thornhill, Ashley Grable, Rebecca Lemery, Brittany Kleinpeter (president), Spenser Morris, Megan Marrinan, Carrie Sullivan, Samantha Markley, Katie Mitchell, Caity Wrenn



SEMINOLE COACHING STAFF

MIKE MARTIN


HEAD COACH

FLORIDA STATE '66

33RD SEASON AT FSU

FSU RECORD: 1,673-577-4 (.743)

CAREER RECORD: 1,673-577-4 (.743)



Seven men guided the Florida State baseball program through its first 32 years, each enjoying some measure of success. Entering his 33rd season as the Seminoles' head coach, Mike Martin continues to redefine success by any standard of measure. With 1,673 career victories, a .743 winning percentage that ranks second among all active NCAA Division I coaches, 32 consecutive regional tournament appearances and 14 trips to the College World Series, Martin's place in college baseball history is secure.

Martin was inducted into the American Baseball Coaches Association Hall of Fame in 2007. Since then he has eclipsed the 1,500- and 1,600-win milestones, returned to the College World Series twice in the last four seasons and shown no sign of slowing down, while continuing to turn out All-Americans, Major League Draft choices and postseason participants.

Only two men, Texas' Augie Garrido and Wichita State's Gene Stephenson, have won more games than the man whose uniform number – 11 – is universally substituted for his name among players, fans, colleagues, and even family members. There's a reason Martin is treated like family among the Florida State faithful. He has been associated with the Seminoles for 40 of the program's 65 seasons - as a player, assistant coach and head coach.

There have been 3,531 baseball games played in FSU history and Martin has been involved in 2,638 of those in some capacity. Even more impressively, he's been on the field or in the dugout for 1,940 of the Seminoles' 2,573 all-time victories. In a sport where you're immortalized for batting .300, Martin has more than doubled that success rate – and then some – having had a hand in more than 75 percent of the program's victories in numerous capacities.

In 2011, Martin and the Seminoles extended their consecutive NCAA Regional appearances streak to 34 while making their 11th all-time appearance in the Super Regionals. FSU finished the year at 46-19 including 19-11 in the ACC, went on to play in the league championship game for the third straight year and finished atop the ACC's Atlantic Division for the fifth year in a row. The Seminoles season was highlighted by series victories over Florida (3-1) and Miami (2-1) and 11 wins over ranked opponents including a win over the top-ranked Gators in St. Petersburg, Fla., on March 1.

The 2010 season brought more of the same success as the Seminoles made an impressive postseason run culminating with a 14th trip to the College World Series. FSU's 48-20 campaign included a fifth Atlantic Coast Conference championship, which marked the 16th league title for a Martin-coached club. Eleven of

those crowns came when the Seminoles were competing in the Metro Conference.

Quite naturally, Martin's accomplishments have been recognized, as he has claimed conference coach of the year honors 12 times; six times each in the Metro and Atlantic Coast conferences. Sean Gilmartin and James Ramsey, stars from the 2011 season, were recognized by earning All-America and All-ACC honors. In all, Martin's Seminoles have collected 80 All-America and 104 All-ACC honors. Furthermore, he has coached six players – Mike Fuentes, Mike Loynd, J.D. Drew, Shane Robinson, Tony Thomas, Jr. and Buster Posey – who were named National Player of the Year. Three of those have been honored over the last seven seasons.

Over the past three decades, Martin hasn't only produced great players. He has developed a program that consistently turns out great teams. FSU baseball is the second-winningest program all-time, trailing only Texas, which has played 115 seasons. That's 51 seasons more than the Seminoles, who along with the Longhorns, are the only programs in college baseball history to have won 73 percent of their games.

Since the start of the 2000 season, Florida State has won more games (598) than any other program. Since 1990, no Division I school has more top 10 finishes, 50-plus win seasons or participated in more NCAA Regionals.

What Martin and the Seminoles have accomplished from 1990 to the present may rank as one of the great feats in college athletics. Beyond their staggering success in the regular season, the Seminoles have flourished in the postseason. From their 22 consecutive NCAA Regional appearances – 18 as the hosts – the Seminoles have finished their season in at the College World Series 10 times. Since the NCAA instituted Super Regional play in 1999, FSU has reached the penultimate postseason round 11 times and played host at Dick Howser Stadium on eight occasions.

The Road to Omaha in 2010 was anything but a smoothly paved super-highway, even though the Seminoles sailed through their first 12 games without a blemish, including a three-game home sweep of Georgia and single wins over Florida, Jacksonville and UNF. FSU promptly dropped its first two ACC games – at home – against top-ranked Virginia, avoiding a sweep with a Sunday triumph.

It would be that kind of season in the ACC, which proved to be the most competitive conference in the nation, with eight of 12 teams registering at least 38 victories and advancing to the NCAA Regionals – a new league standard. As a result, three-game league sweeps were a rarity. The Seminoles managed two - Maryland and Wake Forest - which they sandwiched around a rough patch. FSU dropped two-of-three at home to Virginia Tech, which left them 7-5 after the first weekend in April. After sweeping the Demon Deacons on the road, the 'Noles scored 2-1 series records against Duke, Miami, Boston College and NC State down the stretch.

At 18-9 in ACC play, the Seminoles controlled their own destiny in their bid for a fourth consecutive, outright ACC Atlantic Division title as they headed to Clemson. The Tigers promptly swept the Seminoles, who still managed to secure the Atlantic top spot by virtue of a tie-breaker.



SEMINOLES



SEMINOLE COACHING STAFF

The Seminoles suffered their fourth consecutive loss – their longest losing streak of the season – to Miami in the opening game of the ACC Tournament, before turning things around. An 11-4 win over top-seeded Virginia served as the springboard to another remarkable postseason run. The Seminoles routed Boston College, and then turned back NC State 8-3 in the championship game at NewBridge Bank Park in Greensboro, N.C. for their fifth ACC title.

Continuing its momentum in Connecticut, FSU pushed its winning streak to six, sweeping the NCAA Norwich Regional. Consecutive two-run wins over Oregon put the 'Noles back in a Super Regional, this time at home against Vanderbilt. McGee's walk-off homer in the opening game kept the ball rolling. Undeterred by a 6-2 loss in the second game, the 'Noles used a three-run, eighth inning double by Sherman Johnson and McGee's 12th save of the season to score a 7-6 victory and earn the program's 20th College World Series trip.

Securing a second trip in three years to Omaha, for the final CWS at venerable Rosenblatt Stadium, was a fulfilling experience for Martin and his players. They had dealt with the heartache of falling to Arkansas in the 2009 Super Regional after experiencing a breakthrough campaign in 2008.

The 2008 Seminoles snapped a seven-year drought between CWS appearances – the longest in Martin's tenure – by rolling up a 54-14 record, which included an ACC-record 24-6 league mark. Led by consensus All-American and National Player of the Year Buster Posey, the Seminoles slugged their way back into the national spotlight. With five All-ACC players in the fold, FSU produced a nation-leading and ACC-record .355 batting average to go along with 103 home runs. Along the way the group delivered Martin his 1,500th career victory, fittingly in a 17-8 rout of Georgia Tech.

Posey, who became the 15th first-round draft in Martin's career, served as the catalyst for a team that embodied their coach's persona. Florida State won six consecutive elimination games in the Tallahassee Regional and Super Regional, securing their first CWS berth since the 2000 season.

It was a long time coming for a program which dominated the decade. From 2000-2009, the Seminoles won 500 games, two ACC Tournament titles, authored a rare 60-win season (2002), turned out National Players of the Year (Shane Robinson, Tony Thomas, Jr. and Buster

Posey) and four first-round draft picks. No one suspected that the 2000 team – Martin's 19th to reach the 50-win landmark in 22 seasons – would be the last to find its way to Rosenblatt Stadium. After all, the Seminoles had become regular June visitors and seemed poised to break through for its first CWS title after consecutive strong showings in 1999 (second) and 2000 (tied for third).

From 1990-1999, Florida State made seven CWS appearances, including a program-best stretch of three consecutive (1994-96). The '99 Seminoles provided the capper. They came through the ACC schedule with a 22-2 mark – the best in league history – which helped Martin land coach of the year honors. Marshall McDougall, who left the nation buzzing about FSU baseball when he slammed an NCAA record six home runs in a single game at Maryland earlier in the season, helped the 'Noles roll through the Regional and Super Regional rounds at home. In Omaha, FSU rallied from a second-round loss to reach the title game by beating Stanford 14-11 in 13 innings. The dream season ended with a heart-breaking, 6-5 loss to Miami with a title on the line.

Beyond the 527 wins in the 10-year stretch, there were plenty of memories. Martin, who would post his 1,000th career victory in '98 against Jacksonville, had a chance to coach his son – catcher Mike Martin, Jr. – for three seasons. He also filled out lineup cards with names like Paul Wilson, Doug Mientkiewicz, Jonathan Johnson and Eduardo Perez. The Seminoles also joined the ACC in 1992, posting the league's best record three times, while winning two tournament titles during the decade.

In short, Martin's Seminoles of the 1990s raised the standard of excellence established under his direction throughout the 1980s. The Seminoles won nine Metro Conference Tournament titles and made three College World Series appearances between 1980 and 1989, thanks to the likes of Mike Fuentes, Jeff Ledbetter, Luis Alicea, Mike Loynd, Paul Sorrento and Richie Lewis.

Winning, however, does not define Martin's brilliant career. The 2001 team got a first-hand reminder of that prior to a series at Stanford. Leaving the San Francisco airport, Martin and then-assistant Chip Baker gained control of the team's charter bus after the driver suffered a fatal heart attack, safely guiding the bus to the side of a busy freeway. Martin and Baker were presented with the university's prestigious Westcott Award for their bravery in saving the lives of players and staff.

MARTIN QUICK FACTS

- 1673-577-4 career record (32 seasons)
- Inducted into the American Baseball Coaches Association Hall of Fame January 5, 2007
- All 23 of Florida State's 50-win seasons have come under Mike Martin
- Second highest career winning percentage among active NCAA Division I collegiate coaches
- Third-most wins all-time in NCAA Division I baseball history
- 32 consecutive NCAA Regional appearances
- 14 trips to the College World Series in 31 years including 10 trips to Omaha in the last 21 seasons
- 16 conference championships five of which are ACC Championships (1995, 1997, 2002, 2004, 2010)
- Five consecutive ACC Atlantic Division Championships (2007-2011) including back-to-back seasons ('07-'08) of setting the school record for the most conference wins in a season with a 24-6 mark
- Produced 15 first four draft picks with 13 coming since 1990
- Coached 80 All-Americans, 104 All-ACC selections and a record four Golden Spikes winners
- Six-time ACC Coach of the Year - 1996, 1998, 1999, 2001, 2007, 2009
- Six-time Metro Conference Coach of the Year
- FSU has finished a season ranked in the top 15 nationally 27 times in Martin's 32 years as FSU head coach
- Named to FSU's list of 100 distinguished graduates in celebration of the FSU Alumni Association centennial

MARTIN'S CAREER
COACHING RECORD

YEAR	SCHOOL	W- L-T	PCT
1980	Florida State	51-12-0	.809
1981	Florida State	56-23-0	.709
1982	Florida State	56-17-1	.764
1983	Florida State	55-18-1	.750
1984	Florida State	55-29-0	.655
1985	Florida State	59-23-0	.720
1986	Florida State	61-13-0	.824
1987	Florida State	55-18-0	.753
1988	Florida State	50-18-1	.732
1989	Florida State	54-18-0	.750
1990	Florida State	57-15-0	.792
1991	Florida State	57-14-0	.789
1992	Florida State	49-21-0	.700
1993	Florida State	46-19-0	.708
1994	Florida State	53-22-0	.706
1995	Florida State	53-16-0	.768
1996	Florida State	52-17-0	.754
1997	Florida State	50-17-0	.746
1998	Florida State	53-20-0	.726
1999	Florida State	57-14-0	.800
2000	Florida State	53-19-0	.736
2001	Florida State	47-19-0	.712
2002	Florida State	60-14-0	.811
2003	Florida State	54-13-1	.801
2004	Florida State	45-23-0	.662
2005	Florida State	53-20-0	.726
2006	Florida State	44-21-0	.676
2007	Florida State	45-13-0	.776
2008	Florida State	54-14-0	.794
2009	Florida State	45-18-0	.714
2010	Florida State	48-20-0	.706
2011	Florida State	46-19-0	.708
TOTALS	(32 years)	1,673-577-4	.743
ACC Record	(20 years)	361-149-0	.708
NCAA Tourn.	(32 years)	125-73-0	.631

Throughout his career, Martin has stressed the importance of developing true student-athletes. The Seminoles must first win and lose with class; a direct reflection on the man who leads the program. In six seasons of presenting the ACC Sportsmanship Award, Martin's Seminoles won the award twice. Academically, Florida State has been a fixture among the top teams in the ACC for overall GPA. The 2010 Seminoles had a league-high six members selected to the All-ACC Academic Baseball Team; the third time in the last five years that they have led the conference. In all, FSU baseball student-athletes have been selected to the academic team of distinction 31 times since its 2006 inception. In 2011, James Ramsey became the second Seminole to garner ACC Baseball Scholar Athlete of the Year accolades joining Buster Posey, who won the award in its inaugural season in 2008. Ramsey was also honored as a first team Academic All-American by Capital One/CoSIDA in 2011 becoming the fifth Seminole baseball player to earn the distinction under Martin and ninth in the program's history. Adding to the academic accolades in 2008, Posey was named the CoSIDA Academic Player of the Year – the first of its kind for the FSU Baseball program.

SEMINOLE COACHING STAFF

Twice in the last five years Martin's club has been honored with the Golden Torch Award for the highest overall GPA among FSU men's athletic teams.

There's no question that the Seminoles' outstanding character in the most difficult of times stems directly from their head coach. When Martin transferred to FSU from Wingate Junior College in 1965 to play centerfield for the Seminoles, it marked the beginning of a love affair that has never ended. His love for the game of baseball is matched only by the success he has had teaching it to aspiring players.

From the new facilities to the coaching staff to the unmatched community support, Martin has improved an already strong Seminole baseball tradition with every season. Just when it seems that the program can reach no higher plane, something bigger and better comes along. When Martin took over in 1980, it was taboo to mention "Omaha" around the ball club. No one wanted to jinx an FSU team that had made it to the College World Series only three times in the previous 16 seasons. After taking the Seminoles to that hallowed ground in his very first season, Martin would eventually make Omaha not only a household word, but a second home to the Seminoles, leading the program there 14 times.

Martin began his career by whipping off 12 consecutive 50-win seasons. Interrupted by 49- and 46-win campaigns in 1992 and 1993, he followed with another streak of 50 plus wins in seven straight seasons from 1994 to 2000.

To many, Martin seemed the logical successor to Dick Howser as head coach in 1979. After all, he had a significant hand in FSU's ascent to the top ranks in college baseball, beginning as a player with the Seminoles. Martin hit .354 in two seasons as the starting centerfielder, and was a member of the 1965 College World Series team as a senior. He went on to play professionally in the New York Mets and Detroit Tigers organizations for three years before embarking on a coaching career, which brought him back to Tallahassee.

He began coaching junior high baseball and basketball, before taking over as the head basketball coach at Tallahassee Community College. Martin spent four seasons coaching basketball at nearby Godby High School before Woody Woodward was hired as FSU's baseball coach in 1975. Martin joined the Seminoles' staff and

NCAA WINNINGEST ACTIVE DIVISION I COACHES BY PERCENTAGE

(Minimum five years as a Division I head coach; includes record at four-year colleges only.)

COACH, TEAM	YRS.	WON	LOST	TIED	PCT.
1. Mike Fox, North Carolina	28	1,128	387	5	.744
2. Mike Martin, Florida St.	32	1,673	577	4	.743
3. Brian O'Connor, Virginia	8	372	130	1	.741
4. Gene Stephenson, Wichita St.	34	1,763	622	3	.739
5. Wayne Graham, Rice	20	912	361	0	.716
6. Brad Hill, Kansas St.	17	684	284	3	.706
7. Jim Morris, Miami (FL)	30	1,318	565	4	.700
8. Rob Walton, Oral Roberts	8	329	142	0	.699
9. Ray Tanner, South Carolina	24	1,084	469	3	.698
10. Augie Garrido, Texas	43	1,817	825	9	.687

NCAA WINNINGEST ACTIVE DIVISION I COACHES BY VICTORIES

(Minimum five years as a Division I head coach; includes record at four-year colleges only.)

COACH, TEAM	YRS.	WON	LOST	TIED	PCT.
1. Augie Garrido, Texas	43	1,817	825	9	.687
2. Gene Stephenson, Wichita St.	34	1,763	622	3	.739
3. Mike Martin, Florida St.	32	1,673	577	4	.743
4. Mark Marquess, Stanford	35	1,422	741	7	.657
5. Jim Morris, Miami (FL)	30	1,318	565	4	.700
6. Jim Gilligan, Lamar	35	1,205	770	7	.610
7. Jack Leggett, Clemson	32	1,189	666	1	.641
8. Pete Dunn, Stetson	32	1,167	738	3	.612
9. Mike Fox, North Carolina	28	1,128	387	5	.744
10. Ray Tanner, South Carolina	24	1,084	469	3	.698

served as Woodward's top assistant for four years, then added one more under Howser.

When New York Yankees owner George Steinbrenner called Howser to the Bronx in November of 1979, Martin was the obvious replacement.

Martin's dream came true and remains a thrill to this day. The winner of more games than the first seven FSU coaches combined, he has been an NCAA Tournament participant for 34 consecutive years, counting his last two seasons as an assistant. Martin has pulled on the FSU uniform in Omaha for 16 of the program's 20 trips as either a player, assistant or head coach. His passion to produce winners on and off the field was passed down

from his FSU coach, Fred Hatfield, to Woodward and Howser.

Over the course of his career he's shared that wisdom with 168 players who have been selected in the Major League Draft, six National Players of the Year and four Golden Spikes Award winners.

Martin's passion for the game and working with young people makes him a popular public speaker throughout the Southeast. His involvement through the years with the Fellowship of Christian Athletes provides another avenue for reaching out to others.

In 2004, Martin was honored by the two schools he attended as an undergraduate. Wingate University, where he spent two years before transferring to FSU, bestowed upon him the honor of Distinguished Alumnus. He was also presented the Bernard F. Sliger Award for Service, named after Florida State's 11th president, which is the highest honor accorded by the Alumni Association.

A 1966 graduate of Florida State, Martin earned his master's degree in 1971. He and wife Carol have three children, Mary Beth, Melanie and Mike, Jr., who is in his 15th season as an assistant coach to his father, and four grandchildren. Mary Beth and husband Tom Buchanan are the parents of Martin's first grandchild Hannah Elizabeth (13) and Lexi, who joined the family in January in 2012. Mike, Jr. and his wife Litzie are the parents of Martin's second and third grandchildren Tyler (10) and T.J. (8).



SEMINOLES



SEMINOLE COACHING STAFF

MIKE MARTIN VS. ALL OPPONENTS



ALL ABOUT MIKE MARTIN

BORN: February 12, 1944 in Charlotte, NC
HIGH SCHOOL: Garinger High School, Charlotte, NC

ALMA MATER, YEAR: Florida State, 1966
COLLEGIATE BASEBALL EXPERIENCE:
 1965-66, Florida State — Center Field
 1963-64, Wingate Junior College — Center Field

HONORS: 1966 All-District Selection • 1963-64 Junior College All-American

WIFE: The former Carol Dellinger
CHILDREN: Mary Beth, Mike Jr., Melanie
GRANDCHILDREN: Hannah Elizabeth (12), Tyler (9), Thomas Joseph (7) and Lexi (born January 2012)

HEAD COACHING HONORS:
 1980 Florida Diamond Club Coach of the Year • 1986 Florida Diamond Club Coach of the Year • 1986 Atlantic District Coach of the Year • 1987 Florida Diamond Club Coach of the Year • 1987 Atlantic District Coach of the Year • Six-Time Metro Conference Coach of the Year • 1996 ACC Coach of the Year • 1998 ACC Coach of the Year • 1999 ACC Coach of the Year • 2000 ABCA Atlanta Region Coach of the Year • 2001 ACC Coach of the Year • 2004 Bernard F. Slinger Award for Service • 2004 Distinguished Alumnus at Wingate University • 2005 Florida Sports Hall of Fame inductee • 2005 Mike Martin Field at Dick Howser Stadium dedicated • 2007 Inductee into the American Baseball Coaches Hall of Fame • 2007 ACC Coach of the Year • 2009 ACC Coach of the Year

ACCOMPLISHMENTS AT FLORIDA STATE:
 Leads the all active NCAA Division I baseball coaches for winning percentage • Led Florida State to an unprecedented 12 consecutive 50-plus win seasons from 1980-91 • Led Florida State to 31 consecutive NCAA Regional appearances, extending FSU's streak of regional bids to 33, the second-longest string in Division I • His Seminole teams have made 14 trips to the College World Series since 1980 (1980, '86, '87, '89, '91, '92, '94, '95, '96, '98, '99, '00, '08, '10) • Reached 700-win milestone faster than any coach in collegiate baseball history • Has coached 78 All-Americans, while 98 players have garnered first and second team All-ACC recognition • Has seen 163 players selected in the MLB Draft under his direction, four Golden Spikes Award winners and two recipients of the Dick Howser Trophy

MARTIN MILESTONES:
 FIRST WIN — Florida State 9, Miami 8 (Feb. 24, 1980) • 100th WIN — Florida State 5, Valdosta State 3 (April 27, 1981) • 200th WIN — Florida State 8, Georgia Southern 1 (April 20, 1983) • 300th WIN — Florida State 17, Southern Miss 6 (March 23, 1985) • 400th WIN — Florida State 8, Samford 7 (February 18, 1987) • 500th WIN — Florida State 8, Arizona State 3 (February 5, 1989) • 600th WIN — Florida State 4, Cincinnati 1 (May 13, 1990) • 700th WIN — Florida State 3, Miami 2 (April 26, 1992) • 800th WIN — Florida State 15, Furman 0 (April 24, 1994) • 900th WIN — Florida State 4, Jacksonville 1 (April 10, 1996) • 1,000th WIN — Florida State 4, Jacksonville 3 (April 8, 1998) • 1,100th WIN — Florida State 17, Duke 0 (March 10, 2000) • 1,200th WIN — Florida State 4, Appalachian State 2 (March 13, 2002) • 1,300th WIN — Florida State 4, Oral Roberts 3 (February 22, 2004) • Mike Martin Field dedication — Florida State 3, Clemson 1 (April 2, 2005) • 1,400th Win — Florida State 12, Minnesota 4 (February 25, 2006) • Moves into seventh place for all-time wins — Florida State 4, Wake Forest 3 (20 Inn) (May 6, 2006) • Moves into fi fth place for all-time wins — Florida State 14, Florida 6 (Feb. 20, 2007) • 1,500th WIN — Florida State 17, Georgia Tech 8 (March 16, 2008) • 1,600th WIN — Florida State 9, Virginia Tech 6 (April 4, 2010)

Akron	4-0	Mercer-Atlanta	6-0
Alabama	5-0	Miami	86-95-3
Alabama-Birmingham	1-0	Michigan	6-0
Appalachian State	16-0	Michigan State	6-0
Arizona	4-5	Minnesota	17-1
Arizona State	23-10	Mississippi	1-0
Arkansas	0-5	Mississippi State	2-4
Armstrong State	2-0	Missouri Rolla	2-0
Army	1-0	Monmouth	1-0
Auburn	33-7	Morehead State	1-0
Austin Peay	3-0	Nebraska	1-0
Ball State	19-2	New Orleans	3-3
Baptist	7-0	North Carolina	49-23
Bethune-Cookman	5-0	NC State	55-20
Boston College	16-3	North Florida	8-2
Brigham Young	1-0	Northeastern Illinois	1-0
Brooklyn College	1-0	Northern Iowa	7-0
Brown	3-0	Northern Kentucky	1-0
Bucknell	1-1	Notre Dame	2-4
Butler	1-0	Ohio State	3-0
California	1-0	Oklahoma	2-1
Cal State Fullerton	7-10	Oklahoma State	1-0
Cal State Northridge	1-0	Old Dominion	2-0
Campbellsville	1-0	Oregon	2-0
Central Connecticut State	1-0	Otterbein	5-0
Central Florida	21-5	Pittsburgh	16-0
Central Michigan	2-0	Providence	1-0
Charleston Southern	18-0	Purdue	0-1
Cincinnati	16-2	Rice	2-1
Citadel, The	9-1	Richmond	19-0
Clemson	46-41-1	Rider College	1-0
Cleveland State	3-0	Ripon	2-0
Coastal Carolina	11-0	Rutgers	1-0
College of Charleston	9-1	St. Bonaventure	1-0
Dayton	1-0	St. Joseph's	9-0
Delaware	1-0	St. Leo	1-1
Duke	52-10	St. Louis	1-0
Duquesne	3-0	St. Xavier	1-0
East Carolina	0-1	Samford	17-2
Eastern Illinois	1-0	Savannah State	6-1
Eastern Michigan	0-1	Siena	9-0
Evansville	3-0	South Alabama	14-10
Flagler	4-1	South Carolina	18-8
Florida	69-53	SE Missouri State	3-0
Florida A&M	1-0	Southern	2-0
Florida Atlantic	8-1	Southern Alabama	1-0
Florida Gulf Coast	4-0	Southern California	1-3
Florida International	9-4	Southern Mississippi	35-13
Fresno State	0-1	South Florida	42-15
Furman	2-0	SW Louisiana	4-0
George Mason	1-0	Stanford	9-9
Georgia	11-10	Stetson	10-3
Georgia Southern	15-3	Tampa	2-0
Georgia State	23-1	TCU	0-2
Georgia Tech	44-32	Tennessee	3-1
Grambling	17-1	Tennessee Tech	1-0
Hawaii	8-8	Texas	1-3
Hawaii-Hilo	10-1	Texas A&M	3-3
Hawaii-Pacific	2-1	Troy State	7-1
High Point	2-0	Tulane	23-11
Hofstra	13-0	UC Santa-Barbara	1-0
Illinois	1-0	UNC Asheville	21-1
Indiana	3-0	UNC Charlotte	2-0
Indiana State	1-0	UNC Greensboro	4-0
Iowa	1-0	UNLV	0-3
Jackson State	1-0	Valdosta State	8-0
Jacksonville	75-21	Valparaiso	1-0
Kent	1-0	Vanderbilt	2-1
Lafayette	1-0	Virginia	44-19
Lamar	1-0	VMI	17-0
LeMoyne	2-1	Virginia Tech	35-8
Lenoir Rhyne	1-0	Wake Forest	58-14
Liberty	2-0	Washington State	2-0
Long Beach State	0-2	Western Carolina	4-1
Long Island	2-0	Western Kentucky	11-1
Louisville	12-0	West Florida	5-0
LSU	8-3	West Virginia	1-0
Maine	6-0	Wichita State	4-5
Marist	2-0	Wingate	5-0
Marshall	5-0	Winthrop	4-1
Maryland	58-4	Wright State	1-1
Memphis State	37-13		
Mercer	43-3		



SEMINOLE COACHING STAFF



MIKE BELL

ASSOCIATE HEAD COACH

FLORIDA STATE '96

1ST SEASON AT FSU

Mike Martin didn't have to sell Florida State's rich baseball history in his search for a top-flight pitching coach with Division I experience in the summer of 2011.

Mike Bell was a part of that history and now he's back in Tallahassee where he helped the Seminoles to a pair of College World Series appearances on the mound. Bell returns to Florida State as an associate head coach with his primary duties overseeing the Seminole pitching staff and assisting in the recruiting process.

Bell's resume speaks for itself. In seven seasons as the Division I level, including the last four as the Oklahoma pitching coach, the Sarasota, Fla. native has helped recruit and develop 22 pitchers who were selected in the Major League Baseball draft. That includes three first-round selections - including 2006 No. 1 overall pick Luke Hochevar - during his three seasons at Tennessee, where he helped the Volunteers reach the 2005 College World Series.

In four seasons at Oklahoma, Bell's pitching staffs established a number of new standards. His 2011 group posted a 3.00 ERA, which is the Sooners' lowest since 1978. Four of his hurlers earned All-Big 12 honors, including second-team All-American Michael Rocha. The Sooners posted a 41-17 final record and were ranked No. 15 in the USA Today/ESPN Coaches poll. In 2010, his pitching staff was instrumental in leading OU back to the College World Series for the first time since 1995. The 2010 Sooners registered a program-record 583

strikeouts and produced three drafted pitchers. His 2009 staff included first-round pick Garrett Richards and Ryan Duke. Duke was named All-American; OU's first since 2000.

When Bell arrived at Oklahoma as coach Sunny Golloway's assistant he had a blank slate to fill, but set out building a staff based on the same principles he plans to apply at Florida State.

"You recruit the best guys possible - the best fit for your program - and the draft will take care of itself. We want power stuff, proven stuff and projectable, but we also want winners. Stuff is very important, but that proven winner with stuff is what we're looking for."

Bell said it is important to identify and sign starters, relievers and closers when building a staff. And it certainly doesn't hurt that Bell has enjoyed successful stints with programs in both the SEC and Big 12 - two of the nation's top baseball conferences - while having experienced the ACC as a player. The cross-over of recruiting the Southeast and the Midwest should also serve him well.

Beyond his Division I experience, he spent two seasons as the pitching coach and recruiting coordinator at perennial Division II national power Florida Southern, where the Mocs twice finished in the top 20 nationally in ERA. He launched his coaching career in 2002 at Brandon High, where he led the team to a district title and a regional runner-up finish as the head coach, earning Hillsborough County Coach of the Year honors.

BELL BY THE NUMBERS

Roger Clemens Award winners	1
500 plus strikeout seasons	2
Program strikeout records	2
(Tennessee, 2005 - 568; Oklahoma, 2010 - 583)	
Top 15 recruiting classes	2
First round draft picks	3
CWS appearances (player & coach)	4
Pitching staff strikeout avg. per year since 2005	480

A left-handed pitcher and first baseman for the Seminoles, Bell helped Martin's teams reach the 1994 and 1995 CWS in his only two seasons. He was a two-year teammate of FSU assistant coach Mike Martin, Jr., who handled the catching duties for those squads. Bell posted a two-year record of 14-4 with a 3.00 ERA and was twice named to the ACC Academic Honor Roll.

Selected in the 20th round of the 1995 draft by the Montreal Expos, Bell spent six years in the minors, including the final three with the Baltimore Orioles' organization where he reached the Double-A level.

Prior to enrolling at FSU, where he earned his degree in 1996, Bell spent two seasons pitching at Pasco-Hernando Community College, where he was a two-time All-Suncoast Conference selection.

Bell is married to the former Alicia Favarato, a Florida State graduate, and the couple has two children, daughter Alexis (6) and son, Kyler (4).

THE BELL FILE...

- * Coached three pitchers that have been drafted in the first round of the MLB Draft - Garrett Richards, James Adkins and Luke Hochevar, who was selected as the first overall pick in 2006.
- * At Tennessee, produced back-to-back recruiting classes ranked in the top 15 nationally by Baseball America - 2005 & 2006
- * Oversaw pitching staffs at both Tennessee and Oklahoma that went on to set a school record for strikeouts in a season - UT in 2005 with 568 strikeouts and OU in 2010 with 583 strikeouts.
- * In addition to coaching Oklahoma to the 2010 College World Series and Tennessee in 2005, Bell helped guide Florida State to consecutive CWS appearances as a player in 1994 and 1995.
- * Compiled a 14-4 record with a 3.01 ERA in 26 appearances in his two seasons at Florida State, while registering 120 strikeouts in over 137 innings of work.





SEMINOLE COACHING STAFF



MIKE MARTIN, JR

ASSISTANT COACH

FLORIDA STATE '95

15TH SEASON AT FSU

Entering his 15th season as an assistant coach, Mike Martin Jr. is widely recognized as one of the bright young coaches in the college game. A former All-American catcher with the Seminoles, he coaches third base, works with the hitters and handles the Florida State catchers. At the start of the 2011-12 season, Martin, Jr. assumed the role of recruiting coordinator after assisting in the process the first 14 seasons in Tallahassee.

Under his 14-year guidance, the Seminoles have batted .314, slugged .496 and averaged 8.22 runs per game. Florida State has played in five College World Series, 11 Super Regionals, 14 consecutive NCAA Tournaments and won 75 percent of its games with Martin, Jr. on staff. As the academic liaison, the Seminoles captured the Gold Torch Award in 2007 and 2008, positing the highest GPA among all men's teams at Florida State.

Martin has coached 10 Major Leaguers, 11 Freshman All-Americans, 15 first team All-Americans and 28 student-athletes who have earned first, second or third team All-American accolades. In all, 50 Seminoles have earned All-ACC honors and 44 hitters have been selected in the Major League Baseball draft during that stretch. Three Seminoles have captured National Player of the Year honors.

Serving as FSU's hitting coach over the last 14 years, the Seminoles have batted .300 or better 11 times. Six of the top 11 hitting teams in FSU history have come under Martin's watch.

The Seminoles' offensive success is rooted in Martin's philosophy, which emphasizes discipline at the plate and using the entire field as a hitting area. He has also instituted the use of wood bats in practice.

The 2007 and 2008 Seminoles established new school records for highest team batting average. In 2007, the Seminoles hit .350 in 62 games, shattering the previous

record of .337 set in 63 games back in 1980. That team also broke the ACC record of .347, set by Georgia Tech in 2001. The new standards stood for just one season as the 2008 Seminoles hit .355 over 68 games, leading the nation, as the Seminoles advanced to the College World Series.

The 2008 team was prolific offensively on every front. FSU's 869 hits ranks second in school history and its 12.8 hits per game established a new program standard. The Seminoles' 103 home runs were the most since belting 111 in 1999, while the .565 slugging percentage ranks second in school history. The 'Noles also scored 663 runs, recorded 603 RBI and notched 45 sacrifice flies, all of which rank among the top three seasons in program history. Much of the success can be attributed to demonstrating patience at the plate, where the Seminoles drew a nation-leading 435 walks and were the only team in the country with fewer strikeouts than walks. Overall, the 2008 team led the nation in hits, runs and walks and ranked among the top five in doubles (2nd), sacrifice flies (2nd), scoring (3rd), slugging percentage (3rd) and home runs (5th).

In 2009, the Seminoles topped the .320 hitting mark for a third consecutive seasons and finished second in the ACC with a .321 average. FSU led the league in on-base percentage, runs, RBI, doubles, total bases, walks and sacrifice flies. The Seminoles ranked among the top 10 teams in seven offensive categories, leading NCAA Division I programs with 46 sacrifice flies while ranking second in walks and doubles.

Though not prolific, the 2010 Seminoles remained incredibly productive offensively, thanks in large part to their plate discipline and sense of timing. While the 'Noles batted .300, they led the nation in base on balls (402), ranked third in sacrifice flies (44) and consequently, finished 14th in runs scored (543). They also finished 22nd in doubles (147) and 23rd in home runs (86). With the propensity to put together big innings and a never-quit attitude which produced four walk-off victories, FSU won an ACC championship and advanced to the College World Series for the second time in three years, authoring a 48-20 final record.

In light of the 2011 bat restrictions, which had a dramatic effect on offensive numbers across the nation, Florida State was still able to rank among the best in the country finishing the year with a .293 team batting average. The Seminoles led the nation in base on balls (381) for the third time in four seasons and in doubles (152). FSU also ranked in the top 10 in runs scored (4th), home runs (8th) and scoring (10th).

The Seminoles' statistical success - collectively and individually - is a tribute to Martin's communication and teaching skills. It's the area of player development which helps set Florida State apart from masses.

In need of a catcher heading into the 2007 season,

the coaching staff turned to Freshman All-American shortstop Buster Posey. With Martin serving as his mentor, the athletically gifted Posey blossomed into a two-time All-American. A Johnny Bench Award finalist in 2007, he won the award presented to the nation's top catcher as a junior in 2008. Under Martin's tutelage, the Leesburg, Ga., native was awarded the 2008 Rawlings Gold Glove Award for his outstanding defensive play from behind the plate. Posey posted a .989 career fielding percentage as a catcher, registered 12 pickoffs and held opposing runners at bay throwing out 40.8 percent of attempted base stealers. Four seasons after the move, Posey was named National League Rookie of the Year behind the plate for the World Series Champion San Francisco Giants.

Posey, who set a single-season record by batting .463 in 2008, is the most recent Seminole to claim National Player of the Year honors. In his final season, Posey was the national leader in six offensive categories and just the fourth player in Atlantic Coast Conference history to win the Triple Crown. He followed in the footsteps of Shane Robinson and Tony Thomas, Jr., who were also beneficiaries of Martin's tutelage.

In 2005, Robinson put together a school-record 40-game hitting streak and raised his average 147 points to a team-leading .427. He became the only FSU player to record more than 100 hits and 40 stolen bases in one season. Two years later, Thomas hit a career-high .430 - a 165-point improvement - while leading the nation in doubles per game (0.53). He became the first to record 30 doubles, 100 hits and 30 stolen bases in a single-season. Both players were named Collegiate Baseball's National Player of the Year and were honored as consensus first team All-Americans.

Martin first distinguished himself as the Seminoles' starting catcher from 1993-95, earning NCAA All-Tournament honors in each of his three seasons. He was the Most Valuable Player of the NCAA Atlantic II Regional in 1994, leading the Seminoles to the College World Series and earning second team NCBWA All-America honors. He was selected to the 1995 NCAA Atlantic I Regional All-Tournament Team as the Seminoles returned to Omaha for the second straight year. In 1993, Martin was a member of Team USA. He was drafted out of college by San Diego in the ninth round in 1995.

He began his collegiate career in 1992 at Manatee Community College, where he earned All-Conference honors. The Tallahassee native graduated from Maclay High School, where he captained the 1991 state championship team as a senior and had his No. 10 jersey retired. He was drafted as a shortstop out of high school by Seattle in the 31st round.

Martin Jr. married the former Litzie Andrade on November 27, 1999. They have two sons, Tyler (10) and T.J. (8), who are fixtures in the dugout, with their father and Hall of Fame grandfather, Florida State Head Coach Mike Martin.

MARTIN, JR. BY THE NUMBERS

Team's batting average since 1998	.314
Team's slugging pct since 1998	.496
Team's on base percentage since 1998	.417
Average home runs per game	1.16
Average runs per game	8.22
All-Americans (first, second, third team)	27
Hitters drafted	43
All-ACC Selections	49
Top 30 Nat'l Scoring Offenses since 1998	9





SEMINOLE COACHING STAFF



CHIP BAKER

DIRECTOR OF BASEBALL OPS

HIGH POINT '80

28TH SEASON AT FSU

Returning for his 28th season as the senior member of Mike Martin's staff, Chip Baker is one of the most popular figures in the Seminole program. Baker is in his 10th year as Florida State's Director of Baseball Operations; a multi-faceted position for the man who spent 18 years as a Seminole assistant.

Baker oversees all administrative aspects of Seminole baseball, including the budget, team travel, game operations, equipment, field and facility maintenance and scheduling. He also leads the efforts of the marketing and ticket offices and is the contact point for all communication between the program and the Bullpen Club, Seminoles Boosters and the Alumni Association. As the facilities liaison during stadium construction, Baker continues to serve in that capacity as it relates to future baseball projects.

During his tenure with the Seminoles, Baker has participated in 27 NCAA post-season tournaments and 13 College World Series. He was a member of the coaching staff for the 1986 and 1999 teams that reached the CWS championship game. Baker's duties as an assistant included coaching third base, tutoring FSU's catchers, scouting opponents and directing the Seminoles' defensive alignments.

A former assistant at Virginia Tech and Georgia Tech, Baker is known as one of college baseball's premier catching instructors. During his tenure, Baker coached seven All-American receivers, including Ed Fulton, Barry Blackwell, major-leaguer Marc Ronan, Pedro Grifol, current assistant coach Mike Martin, Jr., Jeremy Salazar and most recently, Tony Richie.

Baker also serves as the director of the Mike Martin and Seminole Advanced Baseball Schools. Over 120 former campers have gone on to wear the Garnet and Gold and several have advanced to the major leagues. Past camps have produced 29 first round draft picks including Sean Gilmartin, John-Ford Griffin, Nick Stocks, Jonathan Johnson, J.D. Drew, Chipper Jones, Alex Rodriguez and brothers Justin and B.J. Upton. The Super Skills Academy is widely regarded as one of the nation's top summer camps. Baker has also been on the staff of national and regional clinics and continues to work with local youth organizations, putting together clinics for the Tallahassee Babe Ruth League, among others.

The 54-year-old native of North Carolina has written articles for Scholastic Coach and Collegiate Baseball magazines on the subjects of catching, third base coaching and bunting, and has published a Collegiate Level Strength & Speed book. Seven years ago, Baker put together a record-selling catching video with Championship Videos entitled, 'Expanding the Strike Zone.' A popular speaker with no shortage of stories, Baker continues to address Seminole Booster clubs and civic organizations around the state.

A 1980 graduate of High Point University in North Carolina, Baker was part of four Carolina Conference championship teams, including the 1979 team that was the NAIA World Series runner-up.

After completing his bachelor's degree in physical education, Baker earned a Master of Science degree in motor behavior at Virginia Tech, where he began his collegiate coaching career.

Baker is married to the former Julie Larsen, a record-holding pitcher on FSU's 1985-88 softball teams, who was inducted into the Florida State Hall of Fame in 1995. The two were married in 1991 in a most memorable ceremony conducted between a doubleheader at Dick Howser Stadium. The Bakers are the proud parents of a 16-year-old daughter, Katie Nicole, who is a regular at FSU home games and has traveled to the College World Series four times. Baker's older brother, Jim, is the head basketball coach at Catawba College.

In 2001, Baker and head coach Mike Martin were presented with the university's prestigious Westcott Award for their bravery in saving the lives of players and staff during the Seminoles' road trip to Stanford. Leaving the San Francisco airport, the two coaches gained control of the team's charter bus after the driver suffered a fatal heart attack, safely guiding the bus to the side of a busy highway.



MATT MATULIA

VOLUNTEER ASSISTANT COACH

THE CITADEL '06

2ND SEASON AT FSU

Matt Matulia enters his second season as the Seminoles' volunteer assistant coach as his primary duties continue to include directing the outfield and coaching first base. Matulia brings both collegiate and professional experience to the Florida State baseball program, but it's his family background in the game which may be his greatest asset.

The son of a long-time Florida junior college coach, with a younger brother who is climbing the ladder as a player in the Tampa Bay Rays' organization, Matulia brings a breadth of knowledge to Tallahassee.

A native of Eustis, Florida, where he played his high school baseball, Matulia headed to The Citadel, where he was a four-year letter winner, primarily playing in the infield. He was a member of the 2004 Southern Conference championship team, and earned All-SoCon Tournament honors in 2005, which was his best season.

Following his graduation in 2006, he was selected by the Chicago Cubs in the 24th round of the MLB Draft and spent his entire professional career with the organization, including his final two seasons as the player/coach with the Triple-A Iowa Cubs and the Daytona Cubs of the Florida State League. Iowa manager Bobby Dickerson and Cubs' hitting coach, former major leaguer Richie Zisk, helped open Matulia's eyes to a collegiate coaching career over his final two seasons with the organization.

A meeting with Vanderbilt coach Tim Corbin following his 2009 season with the Iowa Cubs provided Matulia with some direction. Corbin suggested trying to latch on as a volunteer assistant.

He worked the Florida State camp during the 2009 Christmas break, and then returned for his final season with the Cubs, handling the infielders in Daytona before joining the Seminole staff in the fall of 2010.

The timing – and the destination – could not have been better. Matulia and his wife, Lindsey, were quite familiar with Tallahassee. She attended Tallahassee Community College and he would often come for visits. The couple welcomed their first child Emma in 2010.

Baseball is very much a family affair with the Matulia's. His father Mike is the athletic director at Lake-Sumter Community College, where he was previously the head coach in the final seasons of a 25-year career. Mike Matulia was also a head coach at Edison Community College in Fort Myers, Gordon College in Barnesville, Ga., and an assistant at Miami-Dade Community College.

His brother, John, was a 10th-round draft choice of the Rays and spent last season split with the Montgomery (Ala.) Biscuits in the Southern League and Tampa Bay's triple-A affiliate, the Durham Bulls of the International League. He also has a younger brother, Jake, who plays youth baseball.

Following his playing days at The Citadel, Matulia worked his way through the minors as a middle infielder and utility player. In 2006 he played for the Cubs' short-season Class A team in Boise and a year later rode a fast start at Daytona to a spot on a Florida State League All-Star team. He was promoted to the Cubs' Southern League affiliate, the Tennessee Smokies, in 2008 before his playing career stalled. Matulia saw his last significant playing time as a player/coach with the AAA Iowa team in 2009.

Matulia, 27, is more than willing to share his professional baseball experiences with the Seminoles; many of whom have aspirations of continuing their careers after college. Yet that's only part of the lore of the college game.






BASEBALL SUPPORT STAFF



John Baker
Public Address Announcer



Cathy Benton
Baseball Administrative
Assistant



Tom Block
Radio Play-by-Play



Justin Bruce
Student Manager



Tye Buckley
Student Assistant Coach



Pat Campbell
Game Day Operations



Mike Cook
Game Day Operations



David Cortes
Student Manager




Cory Couture
Athletic Trainer



Jim Curry
Assistant Athletics
Director/Compliance



Brian Donaway
Field Supervisor




Dennis Doyle
Athletic Training Student



Michael Forman
Student Manager




Eric Frey
Videoboard Coordinator




Kevin Gadowry
Video Coordinator



Jim Garbarino
Associate Director
Seminole Productions



Joe Garcia
Assistant Director
of Ticket Operations



Jenn Garye
Business Office




Trey Glasson
Athletic Training Student




Jason Leturmy
Assistant Sports
Information Director



Eric Luallen
Radio Play-by-Play



Dr. Brian Mand
Associate Director
Academic Support



Sean Monaghan
Student Manager




Dr. Chuck Morris
Assistant Athletics Director
Ops & Event Mgmt




Titus Queen
Assistant Director
of Facilities




Jay Repko
Student Manager



Adam Ross
Strength Coach




Tyler Rutledge
Student Manager



Bill Shackelford
Student Manager




Justin Slaton
Assistant Director
of Marketing



Dane Smith
Equipment &
Clubhouse Manager



Staci Sutton
Spirit & Batgirl
Coordinator



Jared Weiss
Student Manager



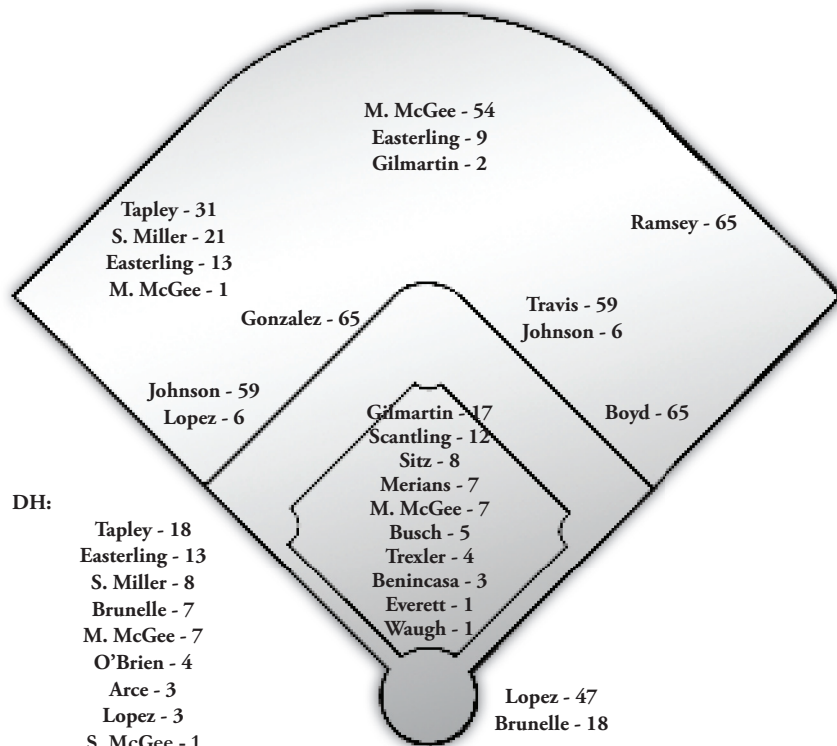
Ben Zierden
Assistant Athletics Director
Ticket Sales & Operations



2011 SEASON IN REVIEW

- Florida State closed out the 2011 season after making its 34th consecutive and 49th overall NCAA postseason baseball appearance.
- The Seminoles fell to Texas A&M in the best-of-three Tallahassee Super Regional, two games to one at Mike Martin Field at Dick Howser Stadium. It marked FSU's 11th Super Regional appearance in 13 seasons since the NCAA adopted the new format in 1999. It is the most appearances by a single school in the nation. It was the Seminoles' nation-leading eighth time as a Super Regional host.
- FSU played host to a fourth consecutive Super Regional; a first for the program and just the fourth school to hold that distinction. It was a special accomplishment, especially for fourth-year Seminoles Mike McGee, Stuart Tapley, Tyler Everett and Parker Brunelle, who were vying for a third trip to the CWS in four seasons. What sets apart the '08 signing class - which includes redshirt juniors Taiwan Easterling and Jack Posey - is they arrived in the midst of a seven-year drought between CWS appearances; the longest in the program's storied history.
- Head Coach Mike Martin has led his team to the NCAA's in each of his 32 years on the bench at Florida State. He has also led FSU to 14 College World Series appearances.
- The Seminoles have posted a record of 91-35 (.722) while playing at home during NCAA Regional and Super Regional action including a mark of 39-17 in the 21st century.
- Florida State trails only Texas for the most NCAA Tournament appearances. The Longhorns have made 55 appearances all-time to lead the nation followed by FSU with 49.
- Florida State registered its 140th win all-time in Regional/Super Regional play by defeating Alabama 11-1 to complete a three-game sweep of the 2011 Tallahassee Regional. Texas needed four wins in the Austin Regional to edge past FSU. The Seminoles sit second nationally with 141 wins in Regional/Super Regional action in Division I history.
- The Seminoles enjoyed great success against in-state opponents during the 2011 regular season, posting a 13-4 overall record against six different Florida schools. FSU won six series and split another. Over the past two seasons the Seminoles are 24-9 against their in-state rivals, padding their total with a Tallahassee Regional victory over Bethune-Cookman.
- For the second consecutive season, Florida State has enjoyed great success against non-conference opponents, amassing a 25-6 overall mark. The whopping success includes a 7-2 record against SEC opponents, capped by its two regional wins over Alabama. The 'Noles also had winning records against teams from the Atlantic Sun (5-1), Colonial (3-0), Big South (3-0), America East (2-0), Conference USA (2-1) and MEAC (1-0).

2011 GAMES STARTED BY POSITION



2011 RESULTS

FEBRUARY

Fri. 18	VMI (<i>All-Access</i>)	W, 12-0
Sat. 19	VMI (<i>All-Access</i>)	W, 9-2
Sun. 20	VMI	W, 15-0
Tues. 22	Jacksonville (SUN -TV)	W, 5-3
Fri. 25	Hofstra (<i>All-Access</i>)	W, 14-3
Sat. 26	Hofstra	W, 16-3
Sun. 27	Hofstra	W, 7-0

MARCH

Tues. 1	vs. Florida @ Tampa (CSS)	W, 5-3
Fri. 4	at Georgia	W, 6-5
Sat. 5	at Georgia (CSS)	L, 2-1
Sun. 6	at Georgia	W, 7-5
Tues. 8	Maine (FSFL-TV)	W, 10-2
Wed. 9	Maine (<i>All-Access</i>)	W, 9-3
Fri. 11	Boston College	W, 3-1
Sat. 12	Boston College (FSFL-TV)	W, 15-6
Sun. 13	Boston College (SUN-TV)	W, 4-3
Tues. 15	at Florida (SUN-TV)	L, 5-4 (10)
Fri. 18	at Virginia	L, 4-3 (10)
Sat. 19	at Virginia	L, 5-4 (11)
Sun. 20	at Virginia	W, 12-11(10)
Wed. 23	Stetson (FSFL-TV)	L, 6-4 (11)
Fri. 25	Wake Forest (<i>All-Access</i>)	W, 12-4
Sat. 26	Wake Forest (<i>All-Access</i>)	L, 8-0
Sun. 27	Wake Forest (<i>All-Access</i>)	W, 11-2
Tues. 29	vs. Florida @ Jacksonville (FSFL-TV)	W, 5-2

APRIL

Fri. 1	at Maryland	W, 6-0
Sat. 2	at Maryland	L, 5-0
Sun. 3	at Maryland	W, 12-3
Wed. 6	Valdosta State (<i>All-Access</i>)	W, 10-2
Fri. 8	North Carolina (<i>All-Access</i>)	W, 5-3
Sat. 9	North Carolina (<i>All-Access</i>)	L, 8-5
Sun. 10	North Carolina (<i>All-Access</i>)	L, 7-6
Tues. 12	Florida (<i>All-Access</i>)	W, 3-1
Fri. 15	at Virginia Tech	L, 2-1
Sat. 16	at Virginia Tech (Fox/ACC-TV)	W, 15-11
Sun. 17	at Virginia Tech	W, 18-12
Tues. 19	Florida Gulf Coast (<i>All-Access</i>)	W, 13-2
Wed. 20	Florida Gulf Coast (<i>All-Access</i>)	W, 6-4
Fri. 22	Duke (<i>All-Access</i>)	W, 2-1
Sat. 23	Duke (<i>All-Access</i>)	W, 10-3
Sun. 24	Duke	W, 13-9
Fri. 29	at Miami (CSS)	W, 6-5
Sat. 30	at Miami (CSS)	W, 2-0

MAY

Sun. 1	at Miami (CSS)	L, 5-1
Tues. 3	at Jacksonville	W, 8-5
Fri. 6	UCF (<i>All-Access</i>)	W, 8-0
Sat. 7	UCF (SUN-TV)	L, 14-10
Sun. 8	UCF (<i>All-Access</i>)	W, 6-1
Tues. 10	at Stetson	W, 13-1
Fri. 13	at NC State	W, 9-4
Sun. 15	at NC State	W, 7-5
Sun. 15	at NC State	L, 12-4
Thurs. 19	Clemson (<i>All-Access</i>)	W, 8-6
Fri. 20	Clemson (<i>All-Access</i>)	L, 7-4
Sat. 21	Clemson (Fox/ACC-TV)	L, 8-5
Wed-Sun. 25-29	ACC Tournament, Durham, NC		
Wed. 25	vs. NC State (SUN-TV)	L, 7-0
Thurs. 26	vs. Clemson (FSFL-TV)	W, 6-3
Sat. 28	vs. Ga Tech (FSFL-TV)	W, 4-2
Sun. 29	vs. Virginia (FSFL-TV)	L, 7-2

JUNE

Fri-Sun 3-5	NCAA Tallahassee Regional		
Fri. 3	Bethune-Cookman (<i>All-Access</i>)	W, 6-5
Sat. 4	Alabama (SUN-TV)	W, 9-5
Sun. 5	Alabama (FSFL/SUN-TV)	W, 11-1
Sat-Mon 11-13	NCAA Tallahassee Super Regional		
Sat. 11	Texas A&M (ESPNU)	L, 6-2
Sun. 12	Texas A&M (ESPNU)	W, 23-9
Mon. 13	Texas A&M (ESPN)	L, 11-2



2011 SEASON IN REVIEW

SEMINOLES ARE MILLENNIUM MEN

Florida State's success on the baseball diamond over the course of its 64-year history is well-documented. The Seminoles have the second-highest winning percentage in college history. Those winning ways followed FSU into the new millennium. Since 2000, no program has won more college baseball games than Florida State under the direction of Mike Martin. Here are the top five programs based on wins since 2000.

1. Florida State	594
2. Texas	578
3. South Carolina	577
4. Rice	576
5. North Carolina	548

REACHING 40 NEVER GROWS OLD

FSU earned its 40th victory of the season with an 8-6 victory over Clemson (5/19) at Dick Howser Stadium. It marked the 34th consecutive season, including all 32 under Mike Martin's direction, that FSU has reached the standard for excellence in college baseball circles. The opening game of the final regular season series was the FSU's 53rd of the 2011 season and equaled the same number of games it took the 2010 Seminoles to reach 40 victories. In fact, since the 2000 season only five teams have reached 40 wins in fewer than 53 games.

EFFICIENCY KEY TO OFFENSIVE PRODUCTIVITY

Outscoring the opposition is the key to victory and Florida State found a variety of ways to become one of the most productive offenses in the country last year. One of the primary keys was its offensive proficiency. The Seminoles led the nation in walks (381) for the third time in four seasons and in doubles with 152. That patience at the plate led to FSU leading the ACC in on-base percentage (.408) and runs scored (474). In light of the bat restrictions set forth by the NCAA in 2011, FSU hit a respectable .293 as a team, while ranking in the top 10 nationally in runs scored (4th), home runs (8th) and scoring (10th).

WHAT POWER OUTAGE?

While much was made about how the newly-legislated BBCOR bats will have an impact on power numbers in 2011, the Seminoles remained quite productive. In 65 games, 12 different Seminoles combined to produce 61 home runs (0.94 home runs per game). Given the dramatic changes nationally with the toned down bats, FSU's production compares favorably to last season, when 12 different Seminoles combined to produce 86 home runs in 68 games (1.26 home runs per game). The 'Noles finished the season ranked eighth nationally in home runs compared to 14th nationally in 2011.

SIXTH SHUTOUT MOST SINCE '06

With its 8-0 victory over UCF on May 6, the Seminoles posted their sixth shutout victory of the season. It came just six days after FSU posted its first shutout win at Miami since 1993. The Florida State pitching staff also counted a pair of shutout wins over VMI (12-0, 15-0), one against Hofstra (7-0) and Maryland (6-0) on the year. The six shutouts were the most in a season by Florida State since they registered seven during the 2006 campaign.

RPI AMONG THE NATION'S BEST

Florida State earned a No. 5 NCAA national seed due in large part to an outstanding NCAA RPI ranking. The Seminoles came out of the ACC Tournament with pivotal wins over Clemson and Georgia Tech and an NCAA RPI ranking of No. 5. FSU's success against an outstanding schedule proved critical to its seeding. The 'Noles played more games against the top three RPI teams - North Carolina, Virginia and Florida - than any program in the nation, and posted a 5-6 mark in those games. In all, FSU was 8-8 against teams with the top eight RPI rankings, and 15-13 vs. the Top 20. Perhaps more importantly, FSU's lowest-ranked RPI opponent was Maine (162), which went on to win the America East conference to qualify for a regional berth. The Seminoles finished the season with an RPI ranking of No. 6.

'NOLES IN THE NATIONAL RANKINGS

Florida State was well-represented in the final individual and team national statistical rankings, led by pitcher Sean Gilmartin. The left-hander finished sixth in strikeouts (130), seventh in wins (12), 18th in starts (18) and 42nd in ERA (2.09). Relief ace Daniel Bennett finished 10th in saves with 15. Sherman Johnson ranked third in walks (59) and eighth in walks per game (0.91). Devon Travis finished eighth in doubles, while James Ramsey ranked in the top 30 in three categories including RBI (18th), hits (20th) and total bases (27th). On the team side the 'Noles ranked first in Division I in walks (381), doubles (152), fourth in runs (474), sixth in doubles per game (2.34) and eighth in home runs (61).

GILMARTIN A SPIKES SEMIFINALIST

FSU junior pitcher Sean Gilmartin was selected as one of 25 semifinalists for the Golden Spikes Award, presented to the nation's top player by USA Baseball. Florida State has produced four Golden Spikes Award winners - more than any college program in the country. Mike Fuentes, Mike Loynd, J.D. Drew and Buster Posey are past recipients of the treasured trophy. Mike McGee was also a preseason candidate for the GSA.

SUNDAY STREAK COMES TO END

Florida State saw its incredible streak of 25 consecutive Sunday victories come to an end with a 7-6 loss to North Carolina on April 10. It was the first setback on a Sunday for the Seminoles since falling to Virginia 6-3 in the ACC Tournament championship game on May 24, 2009. Mike Martin's 2011 FSU baseball team got off to a rousing start in an attempt to continue its incredible run of Sunday success, which ran the length of the 2010 campaign - 17 games. The 'Noles won their first seven Sunday games in 2011, including a couple in dramatic fashion.

FSU 2011 RECORDS

	2010	2011
Overall.....	48-20.....	46-19
Home.....	28-9.....	29-9
Away.....	11-8.....	13-8
Neutral.....	9-3.....	4-2
vs. Ranked Teams.....	15-12.....	12-12
On TV.....	19-7.....	13-10
On All-Access.....	15-7.....	18-4
ACC.....	18-12.....	21-13
ACC Home.....	9-6.....	10-5
ACC Away.....	9-6.....	9-6
ACC Neutral.....	3-1.....	2-2
vs. America East.....	2-0
vs. Atlantic Sun.....	6-2.....	5-1
vs. Big 12.....	1-2
vs. Big South.....	1-0.....	3-0
vs. Colonial.....	6-0.....	3-0
vs. Conference USA.....	3-0
vs. SEC.....	9-2.....	7-2
Other.....	2-0
Extra Innings.....	1-0.....	1-4
Morning Start.....	2-0.....	1-0
Afternoon Start.....	26-7.....	19-10
Evening Start.....	20-13.....	26-9
In Florida.....	32-11.....	36-11
In Georgia.....	0-0.....	2-1
In Maryland.....	2-1
In Nebraska.....	1-2.....	0-0
In North Carolina.....	10-3.....	4-3
In Virginia.....	3-3
On Monday.....	2-0.....	0-1
On Tuesday.....	4-2.....	8-1
On Wednesday.....	5-3.....	3-2
On Thursday.....	1-1.....	2-0
On Friday.....	9-7.....	12-3
On Saturday.....	10-7.....	8-8
On Sunday.....	17-0.....	13-4
In February.....	6-0.....	7-0
In March.....	14-4.....	12-6
In April.....	11-7.....	14-4
In May.....	11-6.....	9-7
In June.....	6-3.....	4-2
FSU scores 0-3 runs.....	2-8.....	4-10
FSU scores 4-7 runs.....	13-9.....	16-8
FSU scores 8+ runs.....	33-3.....	26-1
Opp scores 0-3 runs.....	23-2.....	26-2
Opp scores 4-7 runs.....	20-4.....	14-11
Opp scores 8+.....	5-14.....	6-6
FSU homers.....	38-10.....	29-6
Opponent homers.....	23-15.....	15-10
FSU has more hits.....	36-6.....	33-8
Opp has more hits.....	11-13.....	7-10
Hits are tied.....	1-1.....	6-1
versus LHP (Starter).....	14-7.....	13-6
versus RHP (Starter).....	34-13.....	33-13
when a reliever pitches.....	48-20.....	46-18
when Benincasa pitches.....	3-6.....	14-5
when Bennett pitches.....	25-10.....	32-7
when Buckley pitches.....	12-7.....	7-6
when Busch pitches.....	10-1.....	19-7
when Everett pitches.....	13-9.....	8-6
when Gilmartin pitches.....	11-9.....	14-2
when McGee pitches.....	18-1.....	12-5
when Posey pitches.....	dnp.....	5-1
when Scantling pitches.....	8-6.....	10-6
when Scott pitches.....	3-5.....	6-10
when Sitz pitches.....	6-5.....	7-9
when Trexler pitches.....	1-0.....	7-2
Last 5 Games.....	4-1.....	3-2
Last 10 Games.....	8-2.....	6-4
Current Streak.....	Lost 1.....	Lost 1
FSU wears Garnet.....	9-1.....	14-4
FSU wears Gold.....	10-0.....	8-2
FSU wears White.....	14-6.....	7-4
FSU wears Gray.....	9-10.....	7-6
FSU w/White Pinstripes.....	1-2.....	5-2
FSU w/Gray Pinstripes.....	4-1.....	4-1
FSU wears Red (ALS).....	1-0.....	1-0
In one-run games.....	10-4.....	6-6
In two-run games.....	6-3.....	11-1
As the No. 1 team.....	0-0.....	0-0
Against the No. 1 team.....	0-0.....	1-1

SEMINOLE BASEBALL

20



12

2011 FINAL STATS

RECORD: 46-19 HOME: 29-9 AWAY: 14-8 NEUTRAL: 3-2 ACC: 19-11

BATTING

Player	AVG	GP	GS	AB	R	H	2B	3B	HR	RBI	TB	SLG%	BB	HBP	SO	GDP	OB%	SF	SH	SB	ATT	PO	A	E	FLD%
23 James Ramsey	.364	65	65	250	58	91	18	3	10	67	145	.580	31	8	52	2	.442	5	2	11	14	128	3	1	.992
16 Jayce Boyd	.343	65	65	245	44	84	17	4	8	60	133	.543	36	3	33	4	.423	7	3	10	12	605	30	8	.988
8 Devon Travis	.329	60	59	231	58	76	26	0	6	33	120	.519	45	10	32	9	.455	2	3	5	9	91	168	15	.945
29 Rafael Lopez	.325	60	56	212	43	69	19	0	7	37	109	.514	36	8	36	5	.436	3	1	9	11	319	58	6	.984
25 Mike McGee	.321	63	62	234	57	75	16	0	10	58	121	.517	46	5	56	4	.436	4	1	7	10	114	2	4	.967
1 Taiwan Easterling	.296	55	35	115	28	34	5	0	1	19	42	.365	9	5	24	1	.366	2	3	6	6	49	1	1	.980
10 Justin Gonzalez	.264	65	65	231	50	61	13	1	8	40	100	.433	31	14	74	4	.380	3	2	8	10	83	171	12	.955
32 Sherman Johnson	.256	65	65	238	51	61	18	0	1	40	82	.345	59	4	50	1	.411	1	4	10	12	40	141	11	.943
7 Parker Brunelle	.232	51	25	112	20	26	7	1	1	13	38	.339	19	6	16	3	.370	1	1	1	2	147	22	4	.977
27 Stuart Tapley	.232	50	48	164	28	38	4	0	7	29	63	.384	27	5	47	3	.355	1	3	1	1	37	4	2	.953
18 Seth Miller	.178	49	29	101	15	18	4	0	1	12	25	.248	20	6	35	3	.341	2	0	8	8	47	0	1	.979
40 Peter Miller	.571	6	0	7	1	4	1	0	0	3	5	.714	1	0	1	0	.625	0	0	0	0	3	6	0	1.000
6 Sean O'Brien	.355	20	4	31	2	11	2	0	1	9	16	.516	0	0	4	1	.333	2	0	0	0	4	8	2	.857
5 Jack Posey	.222	10	0	9	0	2	0	0	0	2	.222	2	1	6	0	.417	0	0	0	0	18	1	1	.950	
3 Sean Gilmartin	.182	14	3	22	3	4	0	0	0	2	.182	4	1	7	1	.321	1	0	0	0	10	14	0	1.000	
16 Robby Stahl	.167	26	0	18	7	3	1	0	0	2	.167	8	0	7	0	.423	0	0	0	0	6	0	0	1.000	
9 Stephen McGee	.111	10	1	9	1	1	1	0	0	2	.222	2	1	3	0	.333	0	0	0	0	11	2	0	1.000	
37 Wil Breton	.111	17	0	9	2	1	0	0	0	1	.111	1	2	4	1	.333	0	0	0	0	5	0	0	1.000	
13 Eric Arce	.100	7	3	10	3	1	0	0	0	1	.100	3	1	1	1	.357	0	0	0	1	14	1	0	1.000	
30 Hunter Scantling	.000	1	1	2	0	0	0	0	0	0	.000	0	0	2	0	.000	0	0	0	0	3	12	0	1.000	
28 Tyler Everett	.000	1	0	0	1	0	0	0	0	0	.000	1	0	0	0	1.000	0	0	0	0	0	6	0	1.000	
14 Tye Buckley	.000	2	0	0	2	0	0	0	0	0	.000	0	0	0	0	.000	0	0	0	0	1	4	0	1.000	
Totals	.293	65	65	2250	474	660	152	9	61	428	1013	.450	381	80	490	43	.408	34	23	76	96	1752	717	71	.972
Opponents	.247	65	65	2185	290	539	97	9	39	263	771	.353	243	48	493	43	.332	26	29	33	56	1693	569	81	.965

LOB - Team (601), Opp (492). DPs turned - Team (58), Opp (55). CI - Team (3), Brunelle, P 2, Lopez, R. 1. IBB - Team (6), McGee, M. 2, Brunelle, P. 1, Travis, D. 1, Ramsey, J. 1, Boyd, J. 1, Opp (6). Picked off - Travis, D. 2, Boyd, J. 2, Ramsey, J. 1, Gonzalez, J. 1, Johnson, S. 1, Lopez, R. 1, Easterling T. 1.

PITCHING

Player	ERA	W	L	APP	GS	CG	SHO	CBO	SV	IP	H	R	ER	BB	SO	2B	3B	HR	AB	B/Avg	WP	HBP	BK	SFA	SHA
3 Sean Gilmartin	2.09	12	2	18	17	1	0	3	0	120.1	92	41	28	21	130	15	3	6	440	.209	4	6	0	6	5
14 Tye Buckley	1.32	0	0	17	0	0	0	3	0	13.2	5	2	2	6	13	1	0	0	45	.111	3	2	0	0	1
28 Tyler Everett	2.29	1	1	14	1	0	0	1	0	19.2	20	5	5	6	10	7	0	2	75	.267	1	2	0	1	1
20 Daniel Bennett	2.29	3	1	39	0	0	0	3	15	55.0	46	15	14	23	52	6	0	2	194	.237	0	9	0	1	4
40 Peter Miller	2.70	0	0	4	0	0	0	1	0	3.1	1	3	1	5	1	0	0	0	11	.091	3	1	0	0	0
22 Robert Benincasa	3.58	2	2	20	3	0	0	1	0	32.2	30	14	13	12	24	5	1	5	123	.244	4	2	0	2	1
38 Adam Simmons	3.75	1	0	10	0	0	0	0	0	12.0	10	7	5	10	6	1	0	0	44	.227	3	1	0	1	1
33 Connor Nolan	3.86	0	0	4	0	0	0	0	0	2.1	2	1	1	3	2	0	0	0	9	.222	0	0	0	0	0
31 Gary Merians	4.03	6	2	13	7	0	0	1	0	38.0	42	19	17	13	26	8	0	3	144	.292	0	2	0	2	3
24 Brian Busch	4.29	6	2	26	5	0	0	1	1	63.0	66	36	30	29	44	12	1	1	242	.273	4	2	0	3	6
30 Hunter Scantling	4.45	3	3	17	12	0	0	1	0	58.2	52	33	29	21	48	11	1	6	214	.243	2	8	0	1	3
44 Mack Waugh	4.58	2	1	21	1	0	0	2	2	39.1	45	23	20	16	31	5	1	4	155	.290	2	2	0	2	1
25 Mike McGee	4.68	4	3	18	7	0	0	1	5	42.1	32	27	22	33	40	7	1	5	156	.205	3	2	0	1	0
36 Robby Scott	4.82	0	0	16	0	0	0	1	0	9.1	3	5	5	9	9	0	0	1	31	.097	3	2	1	1	0
26 Scott Sitz	5.92	4	2	18	8	0	0	1	1	51.2	58	34	34	24	33	8	1	4	200	.290	1	4	0	5	2
5 Jack Posey	6.35	0	0	8	0	0	0	0	0	5.2	11	6	4	3	6	4	0	0	28	.393	3	1	0	0	0
35 David Trexler	7.80	2	0	10	4	0	0	0	0	15.0	19	15	13	6	17	6	0	0	63	.302	2	2	0	0	1
51 Brandon Johnson	18.00	0	0	3	0	0	0	0	0	2.0	5	4	4	3	1	1	0	0	11	.455	0	0	0	0	0
Totals	3.81	46	19	65	65	1	6	6	24	584.0	539	290	247	243	493	97	9	39	2185	.247	38	48	1	26	29
Opponents	6.52	19	46	65	65	0	3	3	7	564.1	660	474	409	381	490	152	9	61	2250	.293	65	80	10	34	23

PB - Team (11), Lopez, R. 8, Brunelle, P. 3, Opp (13). Pickoffs - Team (12), Lopez, R. 4, Trexler, D. 2, Scantling, H. 2, Waugh, M. 1, Sitz, S. 1, Buckley, T. 1, Bennett, D. 1, Opp (9). SBA/ATT - Lopez, R. (21-36), Brunelle, P. (12-17), Busch, B. (8-11), Scantling, H. (5-10), Merians, G. (5-8), Gilmartin, S. (3-5), Waugh, M. (1-5), Sitz, S. (3-5), Bennett, D. (1-3), McGee, M. (1-2), Trexler, D. (2-2), Scott, R. (1-1), Benincasa, R. (0-1), Everett, T. (1-1), Buckley, T. (1-1), Posey, J. (1-1).

FIELDING

Player	C	PO	A	E	FLD%	DPs	SBA	CSB	SBA%	PB	CI
3 Sean Gilmartin	24	10	14	0	1.000	1	3	2	.600	0	0
13 Eric Arce	15	14	1	0	1.000	1	0	0	-	0	0
30 Hunter Scantling	15	3	12	0	1.000	0	5	5	.500	0	0
31 Gary Merians	13	1	12	0	1.000	0	5	3	.625	0	0
26 Scott Sitz	13	5	8	0	1.000	1	3	2	.600	0	0
9 Stephen McGee	13	11	2	0	1.000	0	0	0	-	0	0
40 Peter Miller	9	3	6	0	1.000	1	0	0	-	0	0
16 Robby Stahl	6	6	0	0	1.000	0	0	0	-	0	0
28 Tyler Everett	6	0	6	0	1.000	0	1	0	1.000	0	0
14 Tye Buckley	5	1	4	0	1.000	0	1	0	1.000	0	0
37 Wil Breton	5	5	0	0	1.000	0	0	0	-	0	0
44 Mack Waugh	5	3	2	0	1.000	0	1	4	.200	0	0
38 Adam Simmons	4	1	3	0	1.000	0	0	0	-	0	0
35 David Trexler	4	1	3	0	1.000	0	2	0	1.000	0	0
22 Robert Benincasa	3	0	3	0	1.000	0	0	1	.000	0	0
33 Connor Nolan	2	1	1	0	1.000	0	0	0	-	0	0



2011 FINAL STATS

23 James Ramsey	132	128	3	1	.992	0	0	0	-	0	0
16 Jayce Boyd	643	605	30	8	.988	46	0	0	-	0	0
29 Rafael Lopez	383	319	58	6	.984	5	21	15	.583	8	1
1 Taiwan Easterling	51	49	1	1	.980	1	0	0	-	0	0
18 Seth Miller	48	47	0	1	.979	0	0	0	-	0	0
7 Parker Brunelle	173	147	22	4	.977	1	12	5	.706	3	2
25 Mike McGee	120	114	2	4	.967	0	1	1	.500	0	0
24 Brian Busch	23	4	18	1	.957	1	8	3	.727	0	0
10 Justin Gonzalez	266	83	171	12	.955	35	0	0	-	0	0
27 Stuart Tapley	43	37	4	2	.953	1	0	0	-	0	0
5 Jack Posey	20	18	1	1	.950	0	1	0	1.000	0	0
8 Devon Travis	274	91	168	15	.945	40	0	0	-	0	0
32 Sherman Johnson	192	40	141	11	.943	18	0	0	-	0	0
20 Daniel Bennett	16	1	13	2	.875	3	1	2	.333	0	0
6 Sean O'Brien	14	4	8	2	.857	2	0	0	-	0	0
36 Robby Scott	0	0	0	0	.000	0	1	0	1.000	0	0
51 Brandon Johnson	0	0	0	0	.000	0	0	0	-	0	0
Totals	2611	1796	735	80	.969	58	50	34	.595	12	4
Opponents	2457	1734	639	84	.966	64	97	18	.843	18	0

INNING-BY-INNING SUMMARY

	1	2	3	4	5	6	7	8	9	Ex	Total
Florida State	52	57	48	80	49	47	60	66	14	1	474
Opponents	34	31	45	31	31	34	38	19	22	5	290

RECORD WHEN TEAM SCORES

Runs	0	1	2	3	4	5	6	7	8	9	10+
W-L	0-3	0-3	2-3	2-1	2-5	4-2	7-1	3-0	3-0	4-0	19-1

RECORD WHEN OPPONENT SCORES

Runs	0	1	2	3	4	5	6	7	8	9	10+
W-L	6-0	6-0	7-2	10-0	3-1	7-4	2-2	0-4	0-3	2-0	3-3

RECORD WHEN LEADING AFTER

Inn	1	2	3	4	5	6	7	8
W-L	15-3	24-4	31-3	32-6	36-2	37-3	41-1	44-1

RECORD WHEN TRAILING AFTER

Inn	1	2	3	4	5	6	7	8
W-L	5-5	10-7	8-12	9-12	7-13	8-12	0-15	0-15

RECORD WHEN TIED AFTER

Inn	1	2	3	4	5	6	7	8
W-L	26-11	12-8	7-4	5-1	3-4	1-4	5-3	2-3

Home attendance..... 172,149 (37 dates avg = 4,652)

Away attendance.....47,716 (31 dates avg = 4,765)

Total attendance 319,865 (68 dates avg = 4,703)

WIN-LOSS SUMMARY

Total	46-19	Opponent 3-5 runs	20-5	Opponent 2+ HRs	5-4
Conference	19-11	Opponent 6-9 runs	4-9	Made 0 errors	12-7
Non-Conference	27-8	Opponent 10+ runs	3-3	Made 1 error	21-7
Home	29-9	Scored in 1st inning	21-6	Made 2+ errors	13-5
Away	14-8	Scores first	31-7	Opp. made 0 errors	10-12
Neutral	3-2	Opp. scores first	15-12	Opp. made 1 error	15-6
Day	20-11	After 6 leading	37-3	Opp. made 2+ errors	21-1
Night	26-8	After 6 trailing	8-12	Out-hit opponent	33-8
vs Left	15-6	After 6 tied	1-4	Out-hit by opponent	7-10
vs Right	31-13	After 7 leading	41-1	Hits are tied	6-1
1-Run games	6-6	After 7 trailing	0-15		
2-Run games	11-1	After 7 tied	5-3		
5+Run games	23-6	After 8 leading	44-1		
Extra innings	1-4	After 8 trailing	0-15		
Shutouts	6-3	After 8 tied	2-3		
Scoring 0-2 runs	2-9	Hit 0 home runs	17-7		
Scoring 3-5 runs	8-8	Hit 1 home run	17-9		
Scoring 6-9 runs	17-1	Hit 2+ home runs	12-3		
Scoring 10+ runs	19-1	Opponent 0 home runs	30-9		
Opponent 0-2 runs	19-2	Opponent 1 home run	11-6		



2011 FINAL RESULTS

Date	Opponent	Score	Inns	Overall	ACC	Pitcher of record	Attend	Time
Feb 18, 2011	VMI	W 12-0	9	1-0-0	0-0-0	Gilmartin, S (W 1-0)	5539	2:34
Feb 19, 2011	VMI	W 9-2	9	2-0-0	0-0-0	Simmons, A. (W 1-0)	5183	2:29
Feb 20, 2011	VMI	W 15-0	9	3-0-0	0-0-0	Sitz, S. (W 1-0)	4786	2:32
Feb 22, 2011	JACKSONVILLE	W 5-3	9	4-0-0	0-0-0	Merians, G. (W 1-0)	4634	2:38
Feb 25, 2011	HOFSTRA	W 14-3	9	5-0-0	0-0-0	Gilmartin, S (W 2-0)	4628	2:25
Feb 26, 2011	HOFSTRA	W 16-3	9	6-0-0	0-0-0	Busch, B. (W 1-0)	5284	2:32
Feb 27, 2011	HOFSTRA	W 7-0	9	7-0-0	0-0-0	Merians, G. (W 2-0)	4386	2:33
Mar 01, 2011	vs Florida (Tampa, Fla.)	W 5-3	9	8-0-0	0-0-0	Sitz, S. (W 2-0)	7869	2:55
Mar 04, 2011	at Georgia	W 6-5	9	9-0-0	0-0-0	Gilmartin, S (W 3-0)	1784	2:40
Mar 05, 2011	at Georgia	L 1-2	9	9-1-0	0-0-0	Waugh, M. (L 0-1)	2205	2:28
Mar 06, 2011	at Georgia	W 7-5	9	10-1-0	0-0-0	Benincasa, R (W 1-0)	2448	3:01
Mar 08, 2011	MAINE	W 10-2	9	11-1-0	0-0-0	Merians, G. (W 3-0)	4094	2:45
Mar 09, 2011	MAINE	W 9-3	9	12-1-0	0-0-0	Scantling, H (W 1-0)	3655	2:30
* Mar 11, 2011	BOSTON COLLEGE	W 3-1	9	13-1-0	1-0-0	Gilmartin, S (W 4-0)	4328	2:45
* Mar 12, 2011	BOSTON COLLEGE	W 15-6	9	14-1-0	2-0-0	Waugh, M. (W 1-1)	5010	3:33
* Mar 13, 2011	BOSTON COLLEGE	W 4-3	9	15-1-0	3-0-0	Bennett, D. (W 1-0)	4377	2:37
Mar 15, 2011	at Florida	L 4-5	(10)	15-2-0	3-0-0	McGee, M. (L 0-1)	5930	3:48
* Mar 18, 2011	at Virginia	L 3-4	(11)	15-3-0	3-1-0	Bennett, D. (L 1-1)	4268	3:07
* Mar 19, 2011	at Virginia	L 4-5	(11)	15-4-0	3-2-0	Everett, T. (L 0-1)	3884	3:57
* Mar 20, 2011	at Virginia	W 12-11	(10)	16-4-0	4-2-0	McGee, M. (W 1-1)	3742	3:58
Mar 23, 2011	STETSON	L 4-6	(11)	16-5-0	4-2-0	Merians, G. (L 3-1)	4870	4:03
* Mar 25, 2011	WAKE FOREST	W 12-4	9	17-5-0	5-2-0	Gilmartin, S (W 5-0)	5031	3:08
* Mar 26, 2011	WAKE FOREST	L 0-8	9	17-6-0	5-3-0	Sitz, S. (L 2-1)	5633	3:05
* Mar 27, 2011	WAKE FOREST	W 11-2	9	18-6-0	6-3-0	Merians, G. (W 4-1)	4378	2:46
Mar 29, 2011	vs Florida (Jacksonville, Fla.)	W 5-2	9	19-6-0	6-3-0	Sitz, S. (W 3-1)	10078	2:52
* Apr 01, 2011	at Maryland	W 6-0	9	20-6-0	7-3-0	Gilmartin, S (W 6-0)	949	3:03
* Apr 02, 2011	at Maryland	L 0-5	9	20-7-0	7-4-0	Sitz, S. (L 3-2)	508	2:56
* Apr 03, 2011	at Maryland	W 12-3	9	21-7-0	8-4-0	Merians, G. (W 5-1)	649	3:36
Apr 06, 2011	VALDOSTA STATE	W 10-2	9	22-7-0	8-4-0	Trexler, D. (W 1-0)	3640	3:03
* Apr 08, 2011	NORTH CAROLINA	W 5-3	9	23-7-0	9-4-0	Bennett, D. (W 2-1)	4828	2:49
* Apr 09, 2011	NORTH CAROLINA	L 5-8	9	23-8-0	9-5-0	Busch, B. (L 1-1)	6343	3:41
* Apr 10, 2011	NORTH CAROLINA	L 6-7	9	23-9-0	9-6-0	Merians, G. (L 5-2)	4534	3:39
Apr 12, 2011	FLORIDA	W 3-1	9	24-9-0	9-6-0	Scantling, H (W 2-0)	6357	2:23
* Apr 15, 2011	at Virginia Tech	L 1-2	9	24-10-0	9-7-0	Gilmartin, S (L 6-1)	1473	2:14
* Apr 16, 2011	at Virginia Tech	W 15-11	9	25-10-0	10-7-0	Trexler, D. (W 2-0)	793	3:50
* Apr 17, 2011	at Virginia Tech	W 18-12	9	26-10-0	11-7-0	Everett, T. (W 1-1)	1361	3:34
Apr 19, 2011	FLORIDA GULF COAST	W 13-2	9	27-10-0	11-7-0	Merians, G. (W 6-2)	4505	2:56
Apr 20, 2011	FLORIDA GULF COAST	W 6-4	9	28-10-0	11-7-0	Busch, B. (W 2-1)	4008	2:50
* Apr 22, 2011	DUKE	W 2-1	9	29-10-0	12-7-0	Gilmartin, S (W 7-1)	4647	2:20
* Apr 23, 2011	DUKE	W 10-3	9	30-10-0	13-7-0	Scantling, H (W 3-0)	5058	2:39
* Apr 24, 2011	DUKE	W 13-9	9	31-10-0	14-7-0	Waugh, M. (W 2-1)	3971	3:05
* Apr 29, 2011	at Miami	W 6-5	9	32-10-0	15-7-0	Bennett, D. (W 3-1)	4291	3:29
* Apr 30, 2011	at Miami	W 2-0	9	33-10-0	16-7-0	Busch, B. (W 3-1)	4634	3:03
* May 01, 2011	at Miami	L 1-5	9	33-11-0	16-8-0	McGee, M. (L 1-2)	3507	3:20
May 03, 2011	at Jacksonville	W 8-5	9	34-11-0	16-8-0	Busch, B. (W 4-1)	2512	3:06
May 06, 2011	UCF	W 8-0	9	35-11-0	16-8-0	Gilmartin, S (W 8-1)	4448	2:31
May 07, 2011	UCF	L 10-14	9	35-12-0	16-8-0	Busch, B. (L 4-2)	5389	3:48
May 08, 2011	UCF	W 6-1	9	36-12-0	16-8-0	McGee, M. (W 2-2)	4126	2:22
May 10, 2011	at Stetson	W 13-1	9	37-12-0	16-8-0	Benincasa, R (W 2-0)	2815	3:11
* May 13, 2011	at NC State	W 9-4	9	38-12-0	17-8-0	Gilmartin, S (W 9-1)	1238	3:21
* May 15, 2011	at NC State	W 7-5	9	39-12-0	18-8-0	Busch, B. (W 5-2)	1064	3:18
* May 15, 2011	at NC State	L 4-12	9	39-13-0	18-9-0	Scantling, H (L 3-1)	908	3:25
* May 19, 2011	CLEMSON	W 8-6	9	40-13-0	19-9-0	Gilmartin, S (W 10-1)	4692	2:47
* May 20, 2011	CLEMSON	L 4-7	9	40-14-0	19-10-0	Benincasa, R (L 2-1)	4973	3:20
* May 21, 2011	CLEMSON	L 5-8	9	40-15-0	19-11-0	McGee, M. (L 2-3)	4761	2:54
May 25, 2011	vs NC State^	L 0-7	9	40-16-0	19-11-0	Benincasa, R (L 2-2)	3947	3:10
May 26, 2011	vs Clemson^	W 6-3	9	41-16-0	19-11-0	Gilmartin, S (W 11-1)	2416	2:49
May 28, 2011	vs Georgia Tech^	W 4-2	9	42-16-0	19-11-0	McGee, M. (W 3-3)	2196	3:08
May 29, 2011	vs Virginia^	L 2-7	9	42-17-0	19-11-0	Scantling, H (L 3-2)	5834	2:41
Jun 03, 2011	BETHUNE-COOKMAN#	W 6-5	9	43-17-0	19-11-0	Busch, B. (W 6-2)	3475	3:04
Jun 04, 2011	ALABAMA#	W 9-5	9	44-17-0	19-11-0	Gilmartin, S (W 12-1)	4008	3:04
Jun 05, 2011	ALABAMA#	W 11-1	9	45-17-0	19-11-0	McGee, M. (W 4-3)	3521	2:28
Jun 11, 2011	TEXAS A&M##	L 2-6	9	45-18-0	19-11-0	Gilmartin, S (L 12-2)	4602	2:52
Jun 12, 2011	TEXAS A&M##	W 23-9	9	46-18-0	19-11-0	Sitz, S. (W 4-2)	4125	3:55
Jun 13, 2011	TEXAS A&M##	L 2-11	9	46-19-0	19-11-0	Scantling, H (L 3-3)	5032	2:46

* = conference games; CAPS = home contest; ^ = ACC Tournament (Greensboro, N.C.)

= NCAA Tallahassee Regional; ## = NCAA Super Regional (Tallahassee, Fla.)



2011 BOX SCORES

GAME 1: VMI 0, FLORIDA STATE 12

Feb 18, 2011 at Tallahassee, FL (Dick Howser)

VMI (0-1)	AB	R	H	RBI	Florida State (1-0)	AB	R	H	RBI
Roberts, S. ss	4	0	1	0	Devon Travis 2b	4	0	2	3
Montague, A. dh	4	0	0	0	Sean O'Brien ph/2b	1	0	1	1
Sullivan, G. lf	4	0	2	0	Sherman Johnson 3b	5	1	1	0
Haitsuka, A. c	4	0	1	0	Mike McGee cf	4	0	2	0
Morley, J. rf	3	0	1	0	Wil Breton pr/dh	0	1	0	0
Hawkins, B. 1b	4	0	0	0	James Ramsey rf	4	2	2	2
Worthington 3b	3	0	0	0	Stuart Tapley lf	0	0	0	0
Hess, J. 2b	3	0	1	0	Seth Miller pr/lf	1	1	0	0
Dickinson, R. cf	2	0	0	0	Robby Stahl ph/lf	0	1	0	0
Piccirilli ph	1	0	0	0	Rafael Lopez c	4	0	0	0
Tarsovich, J. cf	0	0	0	0	Parker Brunelle ph/c	1	1	1	3
					Jayce Boyd 1b	4	0	1	2
					Eric Arce dh	3	0	0	0
					Stephen McGee ph	0	0	0	0
					Taiwan Easterling pr/cf	1	1	0	0
					Justin Gonzalez ss	3	3	1	0
					Peter Miller ph/ss	1	1	1	1
Totals	32	0	6	0	Totals	36	12	12	12

Score by Innings	1	2	3	4	5	6	7	8	9	R	H	E
VMI	0	0	0	0	0	0	0	0	0	0	6	2
Florida State	0	1	2	0	0	2	5	X		12	12	0

E - HAWKINS, B. 2(2). DP - VMI 1. LOB - VMI 6; Seminoles 11. 2B - SULLIVAN, G.(1); Travis, D. 2(2); Brunelle, P.(1); Boyd, J.(1); Miller, P.(1). HBP - MORLEY, J.; McGee, S.. SB - Ramsey, J.(1); Miller, S.(1); Easterling T(1); Gonzalez, J.(1). CS - Arce, E.(1).

VMI	ip	h	r	er	bb	so	wp	bk	hp	ibb	ab	bf	fo	go
Lopez, A. L,0-1	3.0	3	3	2	4	3	2	0	0	0	13	17	5	1
Henkel, C.	3.0	4	2	2	3	0	0	0	0	0	12	15	4	3
Barefoot, R.	1.0	2	5	5	3	1	0	0	1	0	5	9	1	1
Ellis, R.	1.0	3	2	2	0	0	1	0	0	0	6	6	0	3

Florida State	ip	h	r	er	bb	so	wp	bk	hp	ibb	ab	bf	fo	go
Sean Gilmartin W,1-0	7.0	6	0	0	0	6	0	0	0	0	26	26	4	10
Tye Buckley	1.0	0	0	0	0	1	0	0	0	0	3	3	1	1
Mack Waugh	1.0	0	0	0	0	1	0	0	1	0	3	4	2	0

GAME 2: VMI 2, FLORIDA STATE 9

Feb 19, 2011 at Tallahassee, FL (Dick Howser)

VMI (0-2)	AB	R	H	RBI	Florida State (2-0)	AB	R	H	RBI
Roberts, S. ss	3	0	1	0	Devon Travis 2b	3	0	0	1
Holder, C. ss	1	0	1	0	Sherman Johnson 3b	3	1	1	0
Hess, J. 2b	4	0	0	0	Mike McGee lf/cf	0	0	0	0
Russo, C. 2b	1	0	0	1	Wil Breton lf	0	0	0	0
Sullivan, G. lf	5	0	2	0	James Ramsey rf	3	3	3	1
Haitsuka, A. c	2	0	0	0	Robby Stahl rf	0	0	0	0
Montague, A. c	1	0	0	0	Jayce Boyd 1b	4	1	2	1
Topping, J. dh	3	0	0	0	Rafael Lopez c	2	2	1	2
Mayers, E. ph/dh	1	0	1	0	Parker Brunelle c	1	0	0	0
Worthington 3b	3	0	1	0	Justin Gonzalez ss	3	1	1	0
Morley, J. rf	3	1	1	0	Stephen McGee dh	2	1	1	2
Flora, L. rf	1	0	0	0	Sean Gilmartin ph/dh	2	0	0	0
Hawkins, B. 1b	3	0	0	0	Taiwan Easterling cf	2	0	1	1
Piccirilli ph	0	1	0	0	Seth Miller lf/cf	1	0	0	1
Dickinson, R. cf	3	0	1	1	Brian Busch p	0	0	0	0
Tarsovich, J. ph	1	0	0	0	Adam Simmons p	0	0	0	0
Farley, J. p	0	0	0	0	Tyler Everett p	0	0	0	0
Cowgill, C. p	0	0	0	0	David Trexler p	0	0	0	0
Watts, A. p	0	0	0	0					
Totals	35	2	8	2	Totals	30	9	10	9

Score by Innings	1	2	3	4	5	6	7	8	9	R	H	E
VMI	0	1	0	0	0	0	0	1		2	8	1
Florida State	0	1	0	5	0	1	2	0	X	9	10	1

E - HESS, J.(1); Boyd, J.(1). LOB - VMI 11; Seminoles 3. 2B - MORLEY, J.(1); Boyd, J.(2); Gonzalez, J.(1); McGee, S.(1). 3B - Ramsey, J.(1). SH - Travis, D.(1). SF - Lopez, R.(1); Miller, S.(1). CS - Johnson, S.(1); Ramsey, J.(1).

VMI	ip	h	r	er	bb	so	wp	bk	hp	ibb	ab	bf	fo	go
Farley, J. L,0-1	4.0	7	6	6	2	2	0	0	0	0	16	20	5	4
Cowgill, C.	3.0	3	3	2	1	1	0	0	0	0	11	13	4	3
Watts, A.	1.0	0	0	0	0	1	0	0	0	0	3	3	1	1

Florida State	ip	h	r	er	bb	so	wp	bk	hp	ibb	ab	bf	fo	go
Brian Busch	2.2	3	1	1	4	1	0	0	0	0	11	15	1	6
Adam Simmons W,1-0	4.1	1	0	0	0	2	0	0	0	0	14	14	5	6
Tyler Everett	1.0	2	0	0	0	1	0	0	0	0	5	5	1	1
David Trexler	1.0	2	1	1	1	0	1	0	0	0	5	6	1	2

GAME 3: VMI 0, FLORIDA STATE 15

Feb 20, 2011 at Tallahassee, FL (Dick Howser)

VMI (0-3)	AB	R	H	RBI	Florida State (3-0)	AB	R	H	RBI
Roberts, S. p/dh	3	0	0	0	Devon Travis 2b	4	1	2	2
Topping, J. ph/dh	1	0	0	0	Sean O'Brien ph/2b	2	0	1	2
Mayers, E. rf	3	0	1	0	Sherman Johnson 3b	4	1	2	1
Flora, L. rf	1	0	0	0	Stephen McGee ph	1	0	0	0
Sullivan, G. lf	3	0	0	0	Robert Benincasa p	0	0	0	0
Tarsovich, J. ph	1	0	0	0	Peter Miller p/ss	1	0	1	0
Haitsuka, A. c	3	0	0	0	Mike McGee cf	2	1	0	0
Montague, A. c	3	0	0	0	Taiwan Easterling pr/cf	2	0	1	0
Worthington 3b	3	0	0	0	James Ramsey rf	3	1	2	1
Hawkins, B. 1b	2	0	0	0	Robby Stahl ph/rf	1	1	0	0
Piccirilli ph/1b	0	0	0	0	Jayce Boyd 1b/3b	3	1	0	1
Dickinson, R. cf	3	0	1	0	Rafael Lopez c	3	1	1	1
Hess, J. 2b	2	0	1	0	Parker Brunelle ph/c	2	1	1	0
Russo, C. 2b	1	0	0	0	Seth Miller lf	3	1	2	3
Holder, C. ss	3	0	1	0	Wil Breton ph/lf	2	1	1	1
Garrett, J. p	0	0	0	0	Justin Gonzalez ss	5	2	2	1
Thomas, T. p	0	0	0	0	Daniel Bennett p	0	0	0	0
Deal, A. p	0	0	0	0	Eric Arce dh/1b	1	3	0	0
Zarella, J. p	0	0	0	0	Scott Sitz p	0	0	0	0
Devine, M. p	0	0	0	0					
Totals	31	0	4	0	Totals	39	15	16	13

Score by Innings	1	2	3	4	5	6	7	8	9	R	H	E
VMI	0	0	0	0	0	0	0	0	0	0	4	2
Florida State	0	0	1	6	0	8	0	0	X	15	16	1

E - ROBERTS, S.(1); MAYERS, E.(1); Gonzalez, J.(1). LOB - VMI 4; Seminoles 9. 2B - O'Brien, S.(1); Johnson, S.(1); Lopez, R.(1). 3B - Ramsey, J.(2). HR - Travis, D.(1); Miller, S.(1). HBP - Arce, E.. SF - Boyd, J.(1).

VMI	ip	h	r	er	bb	so	wp	bk	hp	ibb	ab	bf	fo	go
Roberts, S. L,0-1	3.2	4	7	6	3	3	0	0	0	0	15	18	4	4
Garrett, J.	1.1	4	0	0	0	1	0	0	0	0	8	8	2	1
Thomas, T.	0.2	4	6	2	1	0	0	0	1	0	5	8	1	0
Deal, A.	0.1	2	2	2	1	0	0	1	0	0	3	4	0	1
Zarella, J.	0.0	1	0	0	1	0	0	0	0	0	1	2	0	0
Devine, M.	2.0	1	0	0	1	1	0	0	0	0	7	8	2	3

Florida State	ip	h	r	er	bb	so	wp	bk	hp	ibb	ab	bf	fo	go
Scott Sitz W,1-0	6.0	4	0	0	0	5	0	0	0	0	22	22	5	7
Robert Benincasa	1.0	0	0	0	0	1	0	0	0	0	3	3	1	1
Peter Miller	1.0	0	0	0	0	0	0	0	0	0	3	3	1	2
Daniel Bennett	1.0	0	0	0	0	0	0	0	0	0	3	3	1	2

GAME 4: JACKSONVILLE 3, FLORIDA STATE 5

Feb 22, 2011 at Tallahassee, FL (Dick Howser)

Jacksonville (2-2)	AB	R	H	RBI	Florida State (4-0)	AB	R	H	RBI
Taylor Ratliff 3b	4	1	3	0	Devon Travis 2b	4	0	2	0
Jonathan Murphy lf	4	1	1	0	Sherman Johnson 3b	3	0	0	0
Daniel Gulbransen cf	4	0	1	1	Mike McGee cf	4	2	2	1
Adam Brett Walker rf	4	0	1	0	James Ramsey rf	3	0	1	1
Kevin Lehane 1b	3	0	0	0	Jayce Boyde 1b	3	0	1	1
Jimmy Howick ss	4	0	0	0	Rafael Lopez c	2	0	1	1

2011 BOX SCORES

Jimmy Appleby dh	4	0	0	0	Seth Miller lf	3	1	1	0
Alex Swenson c	4	0	1	0	Justin Gonzalez ss	4	1	1	0
Chris Moye 2b	3	1	1	0	Eric Arce dh	2	0	1	1
Mike Parker ph	1	0	0	0	Stephen McGee ph	0	0	0	0
Chris Kaminski p	0	0	0	0	Taiwan Easterling pr	0	1	0	0
Will Flor p	0	0	0	0	Parker Brunelle ph	1	0	0	0
Adam Maxon p	0	0	0	0	Gary Merians p	0	0	0	0
Zac Houck p	0	0	0	0	Hunter Scantling p	0	0	0	0
Sean Green p	0	0	0	0	Jack Posey p	0	0	0	0
Chris Anderson p	0	0	0	0	Daniel Bennett p	0	0	0	0
Totals	35	3	9	2	Totals	39	15	16	13

Score by Innings	1	2	3	4	5	6	7	8	9	R	H	E
Jacksonville	0	0	1	0	0	0	0	2	0	3	9	1
Florida State	1	2	0	0	1	1	0	0	X	5	10	1

E - RATLIFF(1); Boyd, J.(2). DP - Dolphins 2. LOB - Dolphins 6; Seminoles 10. 2B - WALKER(1); McGee, M.(1); Boyd, J.(3). SH - Johnson, S.(1). SF - LEHANE(1); McGee, M.(1).

Jacksonville	ip	h	r	er	bb	so	wp	bk	hp	ibb	ab	bf	fo	go
Chris Kaminiski L,0-2	4.0	8	4	4	4	3	0	0	0	17	21	2	4	
Will Flor	0.1	0	0	0	0	0	1	0	0	0	1	1	0	1
Adam Maxon	0.2	1	0	0	1	1	0	0	0	0	3	4	1	0
Zac Houck	0.1	1	1	1	1	0	0	0	0	1	3	0	1	
Sean Green	1.2	0	0	0	1	1	1	0	0	0	4	6	2	2
Chris Anderson	1.0	0	0	0	1	0	0	0	0	0	3	4	1	2

Florida State	ip	h	r	er	bb	so	wp	bk	hp	ibb	ab	bf	fo	go
Gary Merians W,1-0	5.0	5	1	0	0	3	0	0	0	0	20	20	8	4
Hunter Scantling	2.0	1	0	0	0	2	0	0	0	0	7	7	2	2
Jack Posey	0.0	3	2	2	0	0	0	0	0	0	3	3	0	0
Daniel Bennett	2.0	0	0	0	0	3	0	0	0	0	5	6	1	2

GAME 5: HOFSTRA 3, FLORIDA STATE 14

Feb 25, 2011 at Tallahassee, FL (Dick Howser)

Hofstra (0-4)	AB	R	H	RBI	Florida State (5-0)	AB	R	H	RBI
Danny Poma cf	4	0	0	0	Devon Travis 2b	2	1	0	0
Scott A'Hara lf	3	1	2	0	Sean O'Brien 2b	2	1	1	3
Matt Reistetter ph	1	0	0	0	Sherman Johnson 3b/ss	1	3	1	0
Dylan Nasiatka c	3	0	1	0	Peter Miller ph/ss	1	0	0	0
Kevin Flynn c	1	0	0	0	Mike McGee cf	3	3	3	2
T.J. Thomas rf/1b	3	1	2	0	Taiwan Easterling cf	1	0	0	0
Nic Wilson ph	1	0	0	0	James Ramsey rf	4	1	1	3
Joe Perez 3b	3	1	1	2	Robby Stahl rf	0	0	0	0
Bryan Verbitsky dh	3	0	0	0	Jayce Boyd 1b	4	1	2	2
Jared Hammer 1b	2	0	0	0	Eric Arce 1b	1	0	0	0
Stuart Taylor ph/rf	1	0	0	0	Rafael Lopez c	3	0	2	2
Logan Davis ss	3	0	0	0	Parker Brunelle c	1	0	1	0
Bobby Gazzola 2b	3	0	0	0	Stephen McGee c	1	0	0	0
Jared Rogers p	0	0	0	0	Stuart Tapley dh/3b	4	1	1	0
Everett Keller p	0	0	0	0	Seth Miller lf	4	1	2	0
Sean Monaghan p	0	0	0	0	Wil Breton lf	1	0	0	0
Cody Normand p	0	0	0	0	Justin Gonzalez ss	4	1	1	1
					Hunter Scantling	0	0	0	0
					Tyler Everett	0	1	0	0
					Daniel Bennett	0	0	0	0
					Sean Gilmartin	0	0	0	0
Totals	31	3	6	2	Totals	37	14	15	13

Score by Innings	1	2	3	4	5	6	7	8	9	R	H	E
Hofstra	0	2	1	0	0	0	0	0	0	3	6	0
Florida State	3	4	0	3	1	0	0	3	X	14	15	1

E - Gonzalez, J.(2). DP - Pride 1; Seminoles 1. LOB - Pride 1; Seminoles 9. 2B - Boyd, J.(4); Lopez, R. 2(3); Miller, S.(1). HR - Perez(1); O'Brien, S.(1); Ramsey, J.(1); Gonzalez, J.(1). SB - Johnson, S. 2(2); McGee, M.(1). CS - Travis, D.(1).

Hofstra	ip	h	r	er	bb	so	wp	bk	hp	ibb	ab	bf	fo	go
Jared Rogers L,0-1	3.0	7	9	9	5	1	0	0	0	0	15	20	4	3
Everett Keller	1.0	3	1	1	0	1	0	0	0	0	5	5	1	0
Sean Monaghan	3.0	3	1	1	4	2	0	0	0	0	12	16	5	2
Cody Normand	1.0	2	3	3	1	3	1	0	0	0	5	6	0	0

Florida State	ip	h	r	er	bb	so	wp	bk	hp	ibb	ab	bf	fo	go
Sean Gilmartin W,2-0	6.0	6	3	2	0	5	0	0	0	0	22	22	5	6
Hunter Scantling	2.0	0	0	0	0	2	0	0	0	0	6	6	1	3
Daniel Bennett	1.0	0	0	0	0	1	0	0	0	0	3	3	0	2

GAME 6: HOFSTRA 3, FLORIDA STATE 16

Feb 26, 2011 at Tallahassee, FL (Dick Howser)

Hofstra (0-5)	AB	R	H	RBI	Florida State (6-0)	AB	R	H	RBI
Danny Poma cf	4	1	2	0	Devon Travis 2b	3	2	1	1
Dylan Nasiatka 1b	4	1	1	1	Sean O'Brien 2b	2	0	0	0
Joe Perez 3b	3	0	0	0	Sherman Johnson 3b	3	2	1	3
T.J. Thomas rf	2	1	1	1	Eric Arce 1b	1	0	0	0
Taylor Stuart pr/rf	0	0	0	0	Mike McGee cf	4	2	3	6
Bryan Verbitsky lf	3	0	1	0	Taiwan Easterling pr/cf	1	1	0	0
Logan Davis ss	4	0	0	1	James Ramsey rf	2	0	0	0
Bobby Gazzola 2b	3	0	0	0	Wil Breton rf	1	0	0	0
Nic Wilson dh	4	0	0	0	Jayce Boyd 1b/3b	4	0	2	1
Matt Reistetter c	3	0	0	0	Sean Gilmartin ph	1	1	1	0
Rob Humbatovic p	0	0	0	0	Shack Waugh p	0	0	0	0
Brett Schreiber p	0	0	0	0	Rafael Lopez c	2	2	1	1
Andrew Barbarino p	0	0	0	0	Parker Brunelle ph/c	2	1	1	0
					Stuart Tapley dh	4	0	0	0
					Stephen McGee ph/3b	1	0	0	0
					Seth Miller lf	0	3	0	0
					Robby Stahl lf	2	0	1	1
					Justin Gonzalez ss	3	2	3	1
					Peter Miller ph/ss	2	0	1	1
Totals	30	3	5	3	Totals	38	16	15	15

Score by Innings	1	2	3	4	5	6	7	8	9	R	H	E
Hofstra	3	0	0	0	0	0	0	0	0	3	5	1
Florida State	2	2	0	5	5	0	0	2	X	16	15	1

E - Perez(1); O'Brien, S.(1). DP - Pride 1; Seminoles 1. LOB - Pride 5; Seminoles 6. 2B - Poma(1); Nasiatka(2); Verbitsky(1); Travis, D.(1); Johnson, S.(2); Boyd, J.(5); Stahl, R.(1); Gonzalez, J.(2). HR - McGee, M.(1); Lopez, R.(1). HBP - Travis, D. SH - Perez(1).

Hofstra	ip	h	r	er	bb	so	wp	bk	hp	ibb	ab	bf	fo	go
Rob Kumbatovic L,0-2	4.7	7	11	9	6	4	0	0	1	0	19	26	5	3
Brett Schreiber	0.1	4	3	2	1	1	0	0	0	0	5	6	0	0
Andrew Barbarino	3.1	4	2	2	0	3	0	0	0	0	14	14	4	2

Florida State	ip	h	r	er	bb	so	wp	bk	hp	ibb	ab	bf	fo	go
Brian Busch W,1-0	5.0	5	3	3	2	5	0	0	0	0	18	21	2	7
Robert Benincasa	2.0	0	0	0	1	1	0	0	0	0	6	7	2	2
Brandon Johnson	1.0	0	0	0	1	0	0	0	0	0	3	4	2	1
Mack Waugh	1.0	0	0	0	0	0	0	0	0	0	3	3	1	2

GAME 7: HOFSTRA 0, FLORIDA STATE 7

Feb 27, 2011 at Tallahassee, FL (Dick Howser)

Hofstra (0-6)	AB	R	H	RBI	Florida State (7-0)	AB	R	H	RBI
Danny Poma cf	3	0	0	0	Devon Travis 2b	4	1	1	0
Taylor Stuart rf	4	0	2	0	Sherman Johnson 3b	4	2	4	1
Dylan Nasiatka dh	3	0	0	0	Mike McGee cf/p	4	2	1	2
Joe Perez 3b	3	0	0	0	Daniel Bennett p	0	0	0	0
Scott A'Hara lf	3	0	0	0	James Ramsey rf	4	0	3	1
T.J. Thomas 1b	4	0	0	0	Robby Stahl pr/rf	0	1	0	0
Logan Davis 2b	3	0	0	0	Jayce Boyd 1b	5	0	1	1
Bobby Gazzola ss	2	0	0	0	Rafael Lopez c	2	0	0	0
Matt Reistetter c	3	0	0	0	Parker Brunelle c	0	0	0	0
David D'Errico p	0	0	0	0	Stuart Tapley dh	4	0	0	0
Joe Burg p	0	0	0	0	Taiwan Easterling cf	1	0	1	1
Bryan Verbitsky p	0	0	0	0	Seth Miller lf	4	0	0	0
Stephan Kungl p	0	0	0	0	Eric Arce ph	1	0	0	0
Jeff Guthridge p	0	0	0	0	Wil Breton lf	0	0	0	0
Everett Keller p	0	0	0	0	Justin Gonzalez ss	3	1	0	0
Totals	28	0	2	0	Totals	36	7	11	6



2011 BOX SCORES

Score by Innings	1	2	3	4	5	6	7	8	9	R	H	E
Hofstra	0	0	0	0	0	0	0	0	0	0	2	2
Florida State	1	1	0	2	0	0	0	3	X	7	11	0

E - Stuart(1); AHara(1). LOB - Pride 6; Seminoles 13. 2B - Johnson, S.(3); Easterling T(1). HR - McGee, M.(2). SH - Perez(2). SB - Stuart 2(2); Johnson, S.(3); Ramsey, J.(2); Lopez, R. 2(2).

Hofstra	ip	h	r	er	bb	so	wp	bk	hp	ibb	ab	bf	fo	go
David D'Errico L,0-1	3.1	7	4	3	4	3	0	0	0	0	18	22	3	4
Joe Burg	2.1	1	0	0	1	1	0	0	0	0	8	9	2	4
Bryan Verbitsky	1.1	0	0	0	1	4	0	0	0	0	4	5	0	0
Stephan Kungl	0.1	2	3	1	0	0	0	0	0	0	3	4	1	0
Jeff Guthridge	0.1	1	0	0	1	0	0	0	0	0	1	2	3	0
Everett Keller	0.1	0	0	0	0	1	0	0	0	0	1	1	0	0

Florida State	ip	h	r	er	bb	so	wp	bk	hp	ibb	ab	bf	fo	go
Gary Merians W,2-0	5.0	2	0	0	3	6	0	0	0	0	16	20	3	6
Robby Scott	1.0	0	0	0	1	0	0	0	0	0	3	4	1	2
Tye Buckley	1.0	0	0	0	0	3	0	0	0	0	3	3	0	0
Mike McGee	1.0	0	0	0	0	1	0	0	0	0	3	3	1	1
Daniel Bennett	1.0	0	0	0	0	2	0	0	0	0	3	3	0	1

GAME 8: FLORIDA STATE 5, FLORIDA 3

Mar 01, 2011 at Tampa, FL (Steinbrenner Field)

Florida State (8-0)	AB	R	H	RBI	Florida (7-1)	AB	R	H	RBI
Devon Travis 2b	5	1	1	0	Nolan Fontana ss	3	0	0	0
Sherman Johnson 3b	4	0	1	0	Josh Adams 2b	3	0	0	0
Mike McGee cf/p	3	1	0	0	Preston Tucker rf	4	1	2	1
James Ramsey rf	4	1	1	1	Austin Maddox 1b	3	0	1	0
Jayce Boyd 1b	4	1	1	2	Brian Johnson dh	4	0	0	0
Rafael Lopez c	3	0	0	0	Mike Zunino c	4	1	1	0
Stuart Tapley dh	4	0	1	1	Kamm Washington cf	3	0	1	1
Taiwan Easterling cf	0	0	0	0	Daniel Pigott lf	4	0	1	1
Seth Miller lf	4	0	0	0	Zack Powers 3b	4	1	1	0
Justin Gonzalez	3	1	2	0	Tommy Toledo p	0	0	0	0
Scott Sitz p	0	0	0	0	Alex Panteliodis p	0	0	0	0
Sean Gilmartin p	0	0	0	0	Anthony DeSclafani p	0	0	0	0
Daniel Bennett p	0	0	0	0	Nick Maronde p	0	0	0	0
					Steven Rodriguez p	0	0	0	0
					Greg Larson p	0	0	0	0
Totals	34	5	7	4	Totals	32	3	7	3

Score by Innings	1	2	3	4	5	6	7	8	9	R	H	E
Florida State	0	0	5	0	0	0	0	0	0	5	7	1
Florida	0	0	1	0	0	2	0	0	0	3	7	2

E - Travis, D.; Maddox; Powers. DP - Seminoles 1; Florida 1. LOB - Seminoles 9; Florida 6. 2B - Travis, D.; Powers. 3B - Boyd, J.; HBP - Ramsey, J.; Gonzalez, J.; SB - Lopez, R.

Florida State	ip	h	r	er	bb	so	wp	bk	hp	ibb	ab	bf	fo	go
Scott Sitz W,1-0	5.0	4	1	1	3	1	0	0	0	0	17	20	3	9
Sean Gilmartin	1.0	3	2	1	1	2	0	0	0	0	6	7	0	1
Daniel Bennett	2.0	0	0	0	0	1	0	0	0	0	6	6	1	4
Mike McGee S,1	1.0	0	0	0	0	3	0	0	0	0	3	3	0	0

Florida	ip	h	r	er	bb	so	wp	bk	hp	ibb	ab	bf	fo	go
Tommy Toledo L,2-1	2.1	2	3	2	3	1	1	0	0	0	9	12	4	2
Alex Panteliodis	2.2	4	2	2	1	2	0	0	0	0	11	12	1	4
Anthony DeSclafani	1.2	0	0	0	1	3	0	0	1	0	6	8	1	1
Steven Rodriguez	0.2	1	0	0	0	0	1	0	1	0	3	4	0	2
Nick Maronde	1.1	0	0	0	0	2	0	0	0	0	4	4	1	1
Greg Larson	0.1	0	0	0	0	0	0	0	0	0	1	1	0	1

GAME 9: FLORIDA STATE 6, GEORGIA 5

Mar 04, 2011 at Athens, GA (Foley Field)

Florida State (9-0)	AB	R	H	RBI	Georgia (2-7)	AB	R	H	RBI
Devon Travis 2b	4	2	3	0	Jonathan Taylor cf	3	1	1	1
Sherman Johnson 3b	2	0	0	0	Curt Powell 3b	4	1	0	0
Mike McGee cf	4	1	1	2	Levi Hyams 2b	4	1	1	0
James Ramsey rf	2	1	1	1	Zach Cone lf	4	0	1	1
Jayce Boyd 1b	4	1	1	2	Chase Davidson dh	3	1	0	0

Rafael Lopez c	4	0	0	0	Kyle Farmer ss	4	1	1	1
Stuart Tapley dh	4	1	1	0	Jonathan Hester 1b	2	0	0	0
Seth Miller lf	2	0	0	0	Kevin Ruiz ph/1b	1	0	0	0
Eric Arce ph	1	0	0	0	Conor Welton ph	1	0	1	0
Taiwan Easterling lf	0	0	0	0	Brandon Stephens c	2	0	1	0
Justin Gonzalez ss	3	0	1	0	Joey Delmonico ph/c	2	0	0	0
Sean Gilmartin p	0	0	0	0	Peter Verdin rf	3	0	0	1
Brandon Johnson p	0	0	0	0	Alex Wood p	0	0	0	0
Daniel Bennett p	0	0	0	0	Eric Swegman p	0	0	0	0
					Josh Herman p	0	0	0	0
					Earl Daniels p	0	0	0	0
Totals	30	6	8	5	Totals	33	5	6	4

Score by Innings	1	2	3	4	5	6	7	8	9	R	H	E
Florida State	1	1	0	4	0	0	0	0	0	6	8	1
Georgia	0	0	0	0	0	0	0	5		5	6	1

E - Travis, D.(2); Farmer(5). DP - Bulldogs 2. LOB - Seminoles 4; Bulldogs 6. 2B - Travis, D.(5). HR - McGee, M.(3); Boyd, J.(1). HBP - Ramsey, J.; Davidson; Verdin. SH - Johnson, S.(2). SB - Miller, S.(2). CS - Travis, D.(2); Ramsey, J.(2).

Florida State	ip	h	r	er	bb	so	wp	bk	hp	ibb	ab	bf	fo	go
Sean Gilmartin W,3-0	8.0	1	0	0	1	1	1	0	1	0	25	27	10	3
Brandon Johnson	0.0	0	2	2	2	0	0	0	0	0	0	2	0	0
Daniel Bennett	1.0	5	3	3	0	2	0	0	1	0	8	9	0	1

Georgia	ip	h	r	er	bb	so	wp	bk	hp	ibb	ab	bf	fo	go
Alex Wood L,0-2	4.2	7	6	5	1	6	0	0	1	0	20	23	4	4
Eric Swegman	2.0	0	0	0	4	0	0	0	0	0	4	8	1	3
John Herman	1.1	0	0	0	0	0	0	0	0	0	3	3	1	2
Earl Daniels	1.0	1	0	0	0	0	0	0	0	0	3	3	1	1

GAME 10: FLORIDA STATE 1, GEORGIA 2

Mar 05, 2011 at Athens, GA (Foley Field)

Florida State 1 (9-1)	AB	R	H	RBI	Georgia (3-7)	AB	R	H	RBI
Devon Travis 2b	4	2	3	0	Jonathan Taylor lf	2	0	0	1
Sherman Johnson 3b	4	0	0	0	Levi Hyams 2b	4	0	2	1
Mike McGee cf	3	0	3	0	Zach Cone cf	4	0	1	0
James Ramsey rf	4	0	0	0	Chase Davidson dh	4	0	0	0
Jayce Boyd 1b	4	0	0	0	Kyle Farmer ss	4	0	1	0
Parker Brunelle c	3	1	1	1	Jonathan Hester 1b	4	0	0	0
Rafael Lopez ph	1	0	1	0	Joey Delmonico c	3	0	1	0
Stuart Tapley dh	4	0	0	0	Lance Martin pr	0	0	0	0
Seth Miller lf	3	0	0	0	Brandon Stephens c	0	0	0	0
Stephen McGee ph	0	0	0	0	Curt Powell 3b	3	1	2	0
Taiwan Easterling pr	0	0	0	0	Peter Verdin rf	2	1	1	0
Justin Gonzalez ss	3	0	0	0					
Totals	34	1	7	1	Totals	30	2	8	2

Score by Innings	1	2	3	4	5	6	7	8	9	R	H	E
Florida State	0	1	0	0	0	0	0	0	0	1	7	1
Georgia	0	0	0	1	0	1	0	X		2	8	1

E - Gonzalez, J.(3); Hyams(3). DP - Bulldogs 1. LOB - Seminoles 9; Bulldogs 7. 2B - Travis, D.(6); Hyams(3). 3B - Verdin(1). HR - Brunelle, P.(1). SH - Verdin(2). SF - Taylor(1). CS - Hyams(1).

Florida State	ip	h	r	er	bb	so	wp	bk	hp	ibb	ab	bf	fo	go
Brian Busch	5.0	6	1	1	1	2	0	0	0	0	19	21	5	7
Mack Waugh L,0-1	1.1	2	1	1	0	0	0	0	0	0	6	7	2	2
Tye Buckley	1.0	0	0	0	0	1	0	0	0	0	3	3	1	1
Daniel Bennett	0.2	0	0	0	0	1	0	0	0	0	2	2	0	1

Georgia	ip	h	r	er	bb	so	wp	bk	hp	ibb	ab	bf	fo	go
Michael Palazzone W,1-1	7.0	5	1	1	0	5	0	0	0	0	26	26	7	8
Patrick Boling	1.1	2	0	0	3	3	0	0	0	1	6	9	1	0
Tyler Maloof S,3	0.2	0	0	0	0	2	0	0	0	0	2	2	0	0

2011 BOX SCORES

GAME 11: FLORIDA STATE 7, GEORGIA 5

Mar 06, 2011 at Athens, GA (Foley Field)

Florida State (10-1)					Georgia (3-8)				
AB	R	H	RBI	AB	R	H	RBI		
Devon Travis 2b	3	3	1	1	Jonathan Taylor cf	1	0	0	0
Sherman Johnson 3b	4	2	2	2	Conor Welton pf/lf	2	1	0	0
Mike McGee cf/p	5	0	2	2	Levi Hyams 2b	4	0	1	1
James Ramsey rf	4	0	0	0	Zach Cone lf	1	0	0	0
Jayce Boyd 1b	2	0	1	0	Lance Martin ph/cf	4	0	1	1
Rafael Lopez c	5	0	0	0	Chase Davidson dh	5	2	2	1
Stuart Tapley dh	3	1	1	0	Kyle Farmer ss	3	1	1	0
Seth Miller pr/lf	0	0	0	0	Jonathan Hester 1b	3	0	0	0
Justin Gonzalez ss	4	0	0	0	Brandon Stephens c	2	0	0	1
					Curt Powell 3b	4	1	3	1
					Peter Verdin rf	4	0	1	0
Totals	33	7	7	5	Totals	34	5	9	5

Score by Innings	1	2	3	4	5	6	7	8	9	R	H	E
Florida State	0	0	0	3	0	3	0	1		7	7	0
Georgia	0	1	1	0	0	2	0	0	1	5	9	1

E - Hyams(4). DP - Seminoles 1; Bulldogs 1. LOB - Seminoles 8; Bulldogs 8. 2B - Travis, D.(7); McGee, M.(2); Davidson(6). HR - Davidson(1). HBP - Farmer. SF - Stephens(1). SB - Boyd, J.(1); Miller, S.(3). CS - Boyd, J.(1).

Florida State	ip	h	r	er	bb	so	wp	bk	hp	ibb	ab	bf	fo	go
Scott Sitz	5.1	5	2	2	1	2	0	0	0	0	20	21	7	6
Tye Buckley	0.0	1	1	1	0	0	0	0	0	0	1	1	0	0
Adam Simmons	0.1	1	1	1	1	0	0	0	1	0	1	4	1	0
Robert Benincasa W,1-0	1.1	0	0	0	0	1	0	0	0	0	4	4	2	1
Daniel Bennett	1.0	0	0	0	0	0	0	0	0	0	3	3	1	2
Mike McGee S,2	1.0	2	1	1	2	3	0	0	0	0	5	7	0	0

Georgia	ip	h	r	er	bb	so	wp	bk	hp	ibb	ab	bf	fo	go
Craig Gullickson	4.2	5	3	3	2	2	1	0	0	0	19	21	9	3
John Herman	1.1	0	1	0	2	1	0	0	0	0	4	6	2	1
Blake Dieterich L,1-1	1.0	1	2	1	1	1	2	0	0	0	4	5	0	1
Eric Swegman	1.0	0	1	1	2	0	0	0	0	0	3	5	2	1
Bryan benzor	1.0	1	0	0	2	1	1	0	0	1	3	5	1	0

GAME 12: MAINE 2, FLORIDA STATE 10

Mar 08, 2011 at Tallahassee, FL (Dick Howser)

Maine (3-10)					Florida State (11-1)				
AB	R	H	RBI	AB	R	H	RBI		
Michael Fransoso ss	4	1	2	1	Devon Travis 2b	4	1	2	1
Joey Martin	3	0	0	0	Sean O'Brien ph/2b	1	0	0	0
Taylor Lewis cf	3	0	1	1	Sherman Johnson 3b	3	1	0	0
Fran Whitten rf	4	0	0	0	Jack Posey p	0	0	0	0
Alex Calbick 3b	4	0	1	0	Parker Brunelle ph	1	0	0	0
Tyler Patzalek c	4	0	2	0	Robby Scott p	0	0	0	0
Eric White 2b	3	0	0	0	Mack Waugh p	0	0	0	0
Ian Leisenheimer dh	4	1	1	0	Mike McGee cf	4	1	2	1
Colin Gay lf	3	0	0	0	Wil Breton lf	1	0	0	0
Jonathan Balentina p	0	0	0	0	James Ramsey rf	2	2	0	0
D.J. Voisine p	0	0	0	0	Robby Stahl rf	0	1	0	0
Shaun Coughlin p	0	0	0	0	Jayce Boyd 1b	4	1	3	4
					Sean Gilmartin 1b	1	0	1	0
					Rafael Lopez c	2	1	1	0
					Stephen McGee ph/c	2	0	0	0
					Stuart Tapley dh/3b	4	1	2	3
					Justin Gonzalez ss	3	0	1	0
					Peter Miller ph/ss	1	0	1	1
					Taiwan Easterling lf/cf	4	1	2	0
					Gary Merians p	0	0	0	0
					Tyler Everett p	0	0	0	0
Totals	32	2	7	2	Totals	37	10	15	10

Score by Innings	1	2	3	4	5	6	7	8	9	R	H	E
Maine	0	0	1	0	1	0	0	0	0	2	7	2
Florida State	4	2	1	0	2	0	1	X		10	15	0

E - Calbick, A.(3); Voisine, D.(1). DP - Black Bears 1; Seminoles 1. LOB - Black Bears 6; Seminoles 11. 2B - Boyd, J.(6); Easterling T(2). HR - Fransoso, M.(1); Tapley, S.(1). HBP - Ramsey, J.; Lopez, R.; Gonzalez, J. SF - Lewis, T.(1). SB - Fransoso, M.(2); Martin, J.(2); Lewis, T.(7); McGee, M.(2); Ramsey, J.(3); Boyd, J.(2); Lopez, R.(4). CS - Travis, D.(3).

Maine	ip	h	r	er	bb	so	wp	bk	hp	ibb	ab	bf	fo	go
Jonathan Balentina L,0-1	2.0	7	7	7	2	2	1	0	3	0	12	17	1	2
D.J. Voisine	5.0	7	3	3	3	4	1	0	0	0	21	24	5	5
Shaun Coughlin	1.0	1	0	0	0	0	0	0	0	0	4	4	2	1
Florida State	ip	h	r	er	bb	so	wp	bk	hp	ibb	ab	bf	fo	go
Gary Merians W,3-0	5.0	6	2	2	2	4	0	0	0	0	19	22	5	5
Tyler Everett	1.0	0	0	0	0	1	0	0	0	0	3	3	0	2
Jack Posey	1.0	0	0	0	0	2	0	0	0	0	3	3	0	1
Robby Scott	1.0	0	0	0	0	2	0	0	0	0	3	3	1	0
Mack Waugh	1.0	1	0	0	0	1	0	0	0	0	4	4	1	1

GAME 13: MAINE 3, FLORIDA STATE 9

Mar 09, 2011 at Tallahassee, FL (Dick Howser)

Maine (3-11)					Florida State (12-1)				
AB	R	H	RBI	AB	R	H	RBI		
Michael Fransoso ss	5	0	0	0	Devon Travis 2b	3	1	3	4
Joey Martin	4	1	2	1	Sean Gilmartin 1b	0	0	0	0
Taylor Lewis cf	4	0	1	0	Sherman Johnson 3b/2b	2	0	0	0
Fran Whitten rf	3	0	2	1	Sean O'Brien ph/2b	1	0	1	0
Tyler Patzalek c	4	0	1	0	Mike McGee cf	3	0	0	1
Alex Calbick 3b	4	0	1	0	Robby Stahl rf	1	0	0	0
Ian Leisenheimer dh	2	0	0	0	James Ramsey rf	1	0	0	0
Colin Gay lf	1	0	0	0	Wil Breton lf	1	0	0	0
Pat Thibodeau lf	2	0	0	0	Jayce Boyd 1b/3b	4	2	1	0
Justin Leisenheimer ph/1b	2	1	0	0	Parker Brunelle c	3	1	1	0
Mike Connolly 2b	4	1	2	1	Stephen McGee c	1	0	0	0
Stephen Perakslis p	0	0	0	0	Stuart Tapley dh	3	2	2	2
Joe Miller p	0	0	0	0	Rafael Lopez ph/dh	2	0	1	0
Kyle Benoit p	0	0	0	0	Justin Gonzalez ss	2	1	1	0
Shaun Coughlin	0	0	0	0	Taiwan Easterling lf	3	1	1	1
					Seth Miller cf	0	0	0	0
					Hunter Scantling p	0	0	0	0
					Brandon Johnson p	0	0	0	0
					Connor Nolan p	0	0	0	0
					Peter Miller p	0	0	0	0
					David Trexler p	0	0	0	0
Totals	35	3	9	3	Totals	31	9	11	8

Score by Innings	1	2	3	4	5	6	7	8	9	R	H	E
Maine	0	0	0	0	2	0	0	1		3	9	1
Florida State	1	5	1	2	0	0	0	X		9	11	1

E - Whitten, F(1); Boyd, J.(3). DP - Black Bears 3; Seminoles 2. LOB - Black Bears 7; Seminoles 10. 2B - Martin, J.(4); Whitten, F(3); Travis, D.(8); Tapley, S.(1). HR - Travis, D.(2); Tapley, S.(2). HBP - Leisen, I.; Gonzalez, J.; Miller, S.. SF - McGee, M.(2).

Maine	ip	h	r	er	bb	so	wp	bk	hp	ibb	ab	bf	fo	go
Stephen Perakslis L,0-3	1.0	1	1	1	0	3	0	0	0	0	4	4	0	0
Joe Miller	0.1	5	5	5	2	0	0	0	0	0	5	8	1	0
Kyle Benoit	2.0	2	3	3	6	0	3	0	1	0	7	14	2	3
Shaun Coughlin	3.2	3	0	0	1	1	0	0	1	0	12	14	4	4
Fran Whitten	1.0	0	0	0	0	1	0	0	0	0	3	3	2	0
Florida State	ip	h	r	er	bb	so	wp	bk	hp	ibb	ab	bf	fo	go
Hunter Scantling W,1-0	5.0	2	0	0	0	3	0	0	1	0	16	17	6	5
Brandon Johnson	1.0	5	2	2	0	1	0	0	0	0	8	8	1	1
Connor Nolan	1.0	0	0	0	0	2	0	0	0	0	3	3	1	0
Peter Miller	1.0	1	0	0	1	0	0	0	0	0	3	4	1	1
David Trexler	1.0	1	1	0	0	3	1	0	0	0	5	5	0	0



2011 BOX SCORES

GAME 14: BOSTON COLLEGE 1, FLORIDA STATE 3

Mar 11, 2011 at Tallahassee, FL (Dick Howser)

Boston College (6-6, 0-1 ACC)					Florida State (13-1, 1-0 ACC)				
AB	R	H	RBI		AB	R	H	RBI	
Brad Zepenas ss	3	0	1	0	Devon Travis 2b	4	1	2	2
Marc Perdios lf	2	0	0	0	Sherman Johnson 3b	4	0	1	1
Matt Watson c	4	0	0	0	Mike McGee cf/p	3	0	1	0
Anthony Melchionda 3b	3	0	0	0	James Ramsey rf	4	0	1	0
Mike Sudol dh	3	0	0	0	Jayce Boyd 1b	3	0	1	0
Garret Smith 1b	4	0	0	0	Rafael Lopez c	3	0	0	0
Andrew Lawrence rf	3	1	1	1	Stuart Tapley dh	2	0	1	0
Matt Hamlet 2b	3	0	0	0	Taiwan Easterling cf	0	0	0	0
Rob Moir ph	1	0	0	0	Seth Miller lf	4	1	1	0
Tom Bourdon cf	3	0	0	0	Justin Gonzalez ss	3	1	0	0
Totals	29	1	2	1	Totals	30	3	8	3

Score by Innings	1	2	3	4	5	6	7	8	9	R	H	E
Boston College	0	1	0	0	0	0	0	0	0	1	2	2
Florida State	0	0	0	0	3	0	0	0	X	3	8	1

E - Melchionda, A(2); Lopez, R.(1). DP - Eagles 1. LOB - Eagles 7; Seminoles 8. 2B - Zepenas, B(5); Travis, D.(9); Ramsey, J.(1). HR - Lawrence, A(1). HBP - Zepenas, B; Lawrence, A. SH - Lopez, R.(1). SB - Tapley, S.(1); Miller, S.(4); Gonzalez, J.(2). CS - Boyd, J.(2). Reached on CI - Melchionda, A.

Boston College					Florida State									
ip	h	r	er	bb	so	wp	bk	hp	ibb	ab	bf	fo	go	
Mike Dennhardt L,1-2	4.1	5	3	3	3	3	1	1	0	0	16	19	2	6
Kyle Prohovich	1.1	2	0	0	1	2	2	0	0	0	5	7	1	1
Matt Brazis	1.0	0	0	0	0	0	0	0	0	0	3	3	1	2
Hunter Gordon	1.1	1	0	0	0	1	0	0	0	0	6	6	2	1
Totals														

GAME 15: BOSTON COLLEGE 6, FLORIDA STATE 15

Mar 12, 2011 at Tallahassee, FL (Dick Howser)

Boston College (6-7, 0-2 ACC)					Florida State (14-1, 2-0 ACC)				
AB	R	H	RBI		AB	R	H	RBI	
Brad Zepenas ss	3	0	1	0	Devon Travis 2b	4	1	0	1
Marc Perdios lf	4	0	2	1	Sherman Johnson 3b	4	2	3	3
Matt Watson dh/c	3	0	1	0	Mike McGee cf/p	3	2	1	2
Anthony Melchionda 3b	4	0	0	1	Seth Miller ph/cf	0	0	0	0
Andrew Lawrence rf/p	4	1	2	0	James Ramsey rf	5	1	2	3
Spenser Payne ph	1	0	0	0	Stephen McGee ph	1	0	0	0
Garret Smith c/1b	4	2	2	0	Wil Breton rf	0	0	0	0
Rob Moir ph	1	0	0	0	Jayce Boyd 1b	3	2	1	0
Mike Sudol 1b/rf	4	1	2	1	Jack Posey 1b	0	0	0	0
Jimmy Dowdell ph	1	0	0	0	Rafael Lopez c	4	3	3	2
Matt Hamlet 2b	4	1	2	1	Peter Miller ph	1	0	0	0
Tom Bourdon cf	4	1	1	0	David Trexler p	0	0	0	0
Nate Bayuk p	0	0	0	0	Stuart Tapley dh	3	1	0	0
Eric Stevens p	0	0	0	0	Parker Brunelle ph/dh	2	0	0	0
Dave Laufer p	0	0	0	0	Justin Gonzalez ss	3	3	2	0
Matt Alvarez p	0	0	0	0	Taiwan Easterling lf	3	0	3	2
					Robby Stahl ph/lf	0	0	0	0
Totals	39	6	13	5	Totals	36	15	15	13

Score by Innings	1	2	3	4	5	6	7	8	9	R	H	E
Boston College	0	0	2	1	3	0	0	0	0	6	13	1
Florida State	0	6	3	2	2	0	2	0	X	15	15	1

E - Zepenas, B(4); Gonzalez, J.(4). DP - Eagles 2; Seminoles 1. LOB - Eagles 10; Seminoles 13. 2B - Sudol, M(3); Johnson, S. 2(5); Ramsey, J.(2); Lopez, R. 2(5); Easterling T(3). HBP - Gonzalez, J. SH - Easterling T(1). SF - Travis, D.(1). SB - Lopez, R.(5).

Boston College	ip	h	r	er	bb	so	wp	bk	hp	ibb	ab	bf	fo	go
Nate Bayuk L,2-1	1.2	6	6	6	3	1	0	0	1	0	10	15	3	1
Eric Stevens	2.1	5	5	4	5	3	1	0	0	0	11	16	1	2
Dave Laufer	1.0	2	2	2	1	1	1	1	0	0	5	6	2	0
Matt Alvarez	1.2	2	2	1	3	0	0	1	0	0	7	11	5	0
Andrew Lawrence	1.1	0	0	0	1	0	0	0	0	0	3	4	0	3

Florida State	ip	h	r	er	bb	so	wp	bk	hp	ibb	ab	bf	fo	go
Brian Busch	4.1	10	6	6	3	1	1	0	0	0	22	25	3	7
Mack Waugh W,1-1	2.2	2	0	0	1	2	0	0	0	0	10	11	2	4
Robert Benincasa	1.0	1	0	0	0	2	0	0	0	0	4	4	1	0
David Trexler	1.0	0	0	0	0	3	0	0	0	0	3	3	0	0

GAME 16: BOSTON COLLEGE 3, FLORIDA STATE 4

Mar 13, 2011 at Tallahassee, FL (Dick Howser)

Boston College (6-8, 0-3 ACC)					Florida State (15-1, 3-0 ACC)				
AB	R	H	RBI		AB	R	H	RBI	
Brad Zepenas ss	2	1	0	0	Devon Travis 2b	4	0	0	0
Andrew Lawrence rf	4	0	0	0	Sherman Johnson 3b	3	0	0	0
Anthony Melchionda 3b	5	0	1	1	Mike McGee cf	3	1	2	0
Matt Watson c	3	0	1	0	James Ramsey rf	4	1	1	0
Marc Perdios lf	5	1	1	0	Jayce Boyd 1b	3	0	0	1
Mike Sudol dh	4	1	2	0	Stuart Tapley dh	3	0	1	1
Spenser Payne 1b	0	0	0	0	Taiwan Easterling pr	0	1	0	0
Garret Smith 1b/p	4	0	1	0	Seth Miller lf	2	1	1	0
Matt Hamlet 2b	4	0	1	1	Justin Gonzalez ss	3	0	1	1
Tom Bourdon cf	4	0	2	1	Parker Brunelle c	2	0	0	0
John Leonard p	0	0	0	0	Rafael Lopez ph/c	1	0	0	1
Kyle Prohovich p	0	0	0	0	Scott Sitz p	0	0	0	0
Matt Brazis p	0	0	0	0	Daniel Bennett p	0	0	0	0
Totals	35	3	9	3	Totals	28	4	6	4

Score by Innings	1	2	3	4	5	6	7	8	9	R	H	E
Boston College	0	2	0	0	0	1	0	0	0	3	9	0
Florida State	0	0	0	0	0	3	0	1	0	4	6	2

E - Travis, D.(3); Bennett, D.(1). DP - Eagles 1. LOB - Eagles 11; Seminoles 7. 2B - Melchionda, A(3); Bourdon, T(3); McGee, M.(3); Ramsey, J.(3); Gonzalez, J.(3). SH - Zepenas, B(1); Lawrence, A(1); Gonzalez, J.(1). SF - Boyd, J.(2); Lopez, R.(2). SB - Miller, S.(5). CS - Sudol, M(1).

Boston College					Florida State									
ip	h	r	er	bb	so	wp	bk	hp	ibb	ab	bf	fo	go	
John Leonard	6.2	5	3	3	2	2	0	0	0	0	23	26	11	6
Kyle Prohovich	1.0	1	0	0	1	1	0	0	0	0	4	5	1	1
Matt Brazis L,0-1	0.1	0	1	1	2	0	0	0	0	0	1	3	1	0
Garret Smith	0.1	0	0	0	0	0	0	0	0	0	2	1	0	0
Totals														

GAME 17: FLORIDA STATE 4, FLORIDA 5

Mar 15, 2011 at Gainesville, FL (McKethan Stadium)

Florida State (15-2)					Florida (15-2)				
AB	R	H	RBI		AB	R	H	RBI	
Devon Travis 2b	5	0	1	0	Nolan Fontana ss	4	1	1	0
Sherman Johnson 3b	5	0	1	0	Daniel Pigott lf	4	0	3	4
Mike McGee cf/p	4	1	1	0	Preston Tucker rf	4	0	0	0
James Ramsey rf	5	1	1	2	Austin Maddox 1b/3b	4	0	0	0
Jayce Boyd 1b	4	0	0	0	Brian Johnson dh	4	1	2	0
Rafael Lopez c	5	1	2	0	Paul Wilson pr	0	0	0	0
Stuart Tapley dh	3	0	1	0	Mike Zunino c	5	0	1	0
Wil Breton lf	0	0	0	0	Tyler Thompson cf	5	0	1	1
Justin Gonzalez ss	4	1	1	2	Josh Adams 2b	3	1	1	0
Taiwan Easterling lf	2	0	0	0	Jeff Moyer ph/2b	2	1	1	0
Seth Miller lf/cf	2	0	1	0	Zack Powers 3b	1	0	0	0
					Ben McMahan ph/1b	1	0	0	0
					Kamm Washington pg	1	1	1	0
					Cody Dent 3b	1	0	0	0
Totals	39	4	9	4	Totals	39	5	11	5



2011 BOX SCORES

Score by Innings	1	2	3	4	5	6	7	8	9	R	H	E
Florida State	0	0	4	0	0	0	0	0	0	4	9	0
Florida	0	0	1	1	0	0	0	2	0	5	11	0

LOB - Seminoles 8; Gators 14. 2B - Lopez, R.(6); D. Pigott(10); Washington(2). 3B - Fontana(2). HR - Ramsey, J.(2); Gonzalez, J.(2). HBP - Boyd, J.; Tapley, S.. SB - Wilson(1).

Florida State	ip	h	r	er	bb	so	wp	bk	hp	ibb	ab	bf	fo	go
Hunter Scantling	3.1	5	2	2	1	4	0	0	0	0	15	16	2	4
Robert Benincasa	0.1	0	0	0	0	1	0	0	0	0	1	1	0	0
Connor Nolan	0.0	0	0	0	1	0	0	0	0	0	0	1	0	0
Tye Buckley	1.0	0	0	0	2	0	0	0	0	0	3	5	1	2
Mack Waugh	1.1	0	0	0	2	0	0	0	0	0	4	6	3	1
Daniel Bennett	1.1	3	2	2	2	1	0	0	0	0	7	9	2	1
Robby Scott	0.1	0	0	0	0	0	0	0	0	0	1	1	1	0
Jack Posey	0.2	1	0	0	0	1	1	0	0	0	3	3	0	1
Mike McGee L,0-1	1.0	2	1	1	0	0	0	0	0	0	5	5	1	2

Florida	ip	h	r	er	bb	so	wp	bk	hp	ibb	ab	bf	fo	go
Alex Panteliodis	2.1	5	3	3	1	3	1	0	1	0	13	15	3	2
Greg Larson	3.2	2	1	1	0	2	0	0	0	0	13	13	4	5
Nick Maronde	1.1	1	0	0	0	3	0	0	1	0	5	6	1	0
Tommy Toledo	0.1	0	0	0	0	1	0	0	0	0	1	1	0	0
Steven Rodriguez	0.1	1	0	0	0	0	0	0	0	0	1	1	0	0
Anthony DeSclafani W,3-0	2.0	0	0	0	0	0	0	0	0	0	6	6	4	2

GAME 18: FLORIDA STATE 3, VIRGINIA 4

Mar 18, 2011 at Charlottesville, VA (Davenport Field)

Florida State (15-3,3-1 ACC)					Virginia (18-1,4-0 ACC)				
AB	R	H	RBI		AB	R	H	RBI	
Devon Travis 2b	5	1	2	0	Chris Taylor ss	5	0	0	0
Sherman Johnson 3b	4	0	0	0	John Barr lf	4	1	1	0
Mike McGee cf	5	1	2	1	John Hicks c	4	2	2	1
Taiwan Easterling cf	0	0	0	0	Ryan Levine dh	2	0	0	0
James Ramsey rf	4	0	0	0	Steven Proscia 3b	5	1	2	2
Jayce Boyd 1b	2	0	0	0	Kenny Swab rf/1b	4	0	0	0
Jack Posey 1b	2	0	1	0	Reed Gragnani cf	4	0	2	1
Rafael Lopez c	5	0	0	0	Jared King 1b	3	0	0	0
Stuart Tapley dh	4	0	1	0	David Coleman ph/rf	1	0	0	0
Robby Stahl pr	0	0	0	0	Keith Werman 2b	3	0	0	0
Justin Gonzalez ss	4	1	1	0	Danny Hultzen p/ph	2	0	0	0
Seth Miller lf	4	0	1	1	Whit Mayberry p	0	0	0	0
Sean Gilmartin p	0	0	0	0	Justin Thompson p	0	0	0	0
Daniel Bennett p	0	0	0	0					
Totals	39	3	8	2	Totals	37	4	7	4

Score by Innings	1	2	3	4	5	6	7	8	9	R	H	E
Florida State	0	0	4	0	0	0	0	0	0	00	3	8
Virginia	1	0	0	0	0	2	0	0	0	01	4	7

E - Werman, K.(4). DP - Virginia 3. LOB - FS 8; Virginia 5. 2B - Hicks, J.(9); Proscia, S.(8). 3B - Gonzalez, J.(2); Barr, J.(2). HR - McGee, M.(5). HBP - Posey, J.; Tapley, S.. SF - Hicks, J.(4). CS - Werman, K.(3).

Florida State	ip	h	r	er	bb	so	wp	bk	hp	ibb	ab	bf	fo	go
Sean Gilmartin	7.1	5	3	3	0	5	0	0	0	0	26	27	9	8
Daniel Bennett, L,1-1	3.1	2	1	1	3	4	0	0	0	1	11	14	2	3

Virginia	ip	h	r	er	bb	so	wp	bk	hp	ibb	ab	bf	fo	go
Danny Hultzen	7.0	6	3	2	0	12	0	0	2	0	27	29	4	5
Whit Mayberry	0.1	1	0	0	1	0	0	0	0	0	2	3	0	1
Justin Thompson W,1-0	3.2	1	0	0	2	3	0	0	0	0	10	12	4	2

GAME 19: FLORIDA STATE 4, VIRGINIA 5

Mar 19, 2011 at Charlottesville, VA (Davenport Field)

Florida State (15-4,3-2 ACC)					Virginia (19-1,5-0 ACC)				
AB	R	H	RBI		AB	R	H	RBI	
Devon Travis 2b	5	1	2	0	Chris Taylor ss	5	0	0	0
Sherman Johnson 3b	6	1	1	0	John Barr lf	4	1	1	0
James Ramsey rf	4	1	1	0	John Hicks c	5	0	1	0
Jayce Boyd 1b	5	0	1	1	Danny Hultzen dh	3	0	1	1

Rafael Lopez dh/c	5	1	1	0	Mitchell Shifflett pr/dh	0	1	0	0
Seth Miller lf	5	1	3	1	Jared King 1b	1	1	1	1
Parker Brunelle c	3	0	1	0	Steven Proscia 3b	3	0	0	1
Sean Gilmartin pr/dh	0	0	0	0	Kenny Swab 1b/rf	3	0	0	0
Justin Gonzalez ss	3	0	0	1	David Coleman rf	3	1	1	0
Taiwan Easterling cf	4	0	1	1	Ryan Levine ph	1	0	0	0
Scott Sitz p	0	0	0	0	Reed Gragnani cf	3	0	0	0
Mack Waugh p	0	0	0	0	Keith Warman 2b	2	0	0	1
Daniel Bennett p	0	0	0	0	Stephen Bruno ph/2b	0	0	0	1
Robert Benincasa p	0	0	0	0	Tyler Wilson p	0	0	0	0
Hunter Scantling p	0	0	0	0	Corey Hunt p	0	0	0	0
Tyler Everett p	0	0	0	0	Kyle Crockett p	0	0	0	0
Totals	39	4	10	4	Totals	33	5	6	5

Score by Innings	1	2	3	4	5	6	7	8	9	R	H	E
Florida State	0	0	0	3	0	0	0	0	1	4	10	1
Virginia	2	0	0	1	0	0	0	1	0	5	6	0

E - Johnson, S.. DP - FS 1. LOB - FS 13; Virginia 8. 2B - Travis, D.; Miller, S.; Barr, J.. HR - King, J.. HBP - Travis, D.; Lopez, R.; Gonzalez, J.; Barr, J.; Hultzen, D.; Swab, K.; Bruno, S.. SH - Shifflett, M. SF - Boyd, J.; Easterling T; Proscia, S.; Werman, K.. SB - Easterling T; Shifflett, M.; Swab, K.; Coleman, D.

Florida State	ip	h	r	er	bb	so	wp	bk	hp	ibb	ab	bf	fo	go
Scott Sitz	7.0	4	3	3	0	3	0	0	2	0	23	27	9	8
Mack Waugh	1.0	0	0	0	0	0	0	0	0	0	3	3	1	2
Daniel Bennett	0.1	0	1	1	0	0	0	0	1	0	1	2	0	1
Robert Benincasa	0.0	0	0	0	1	0	0	0	0	0	0	1	0	0
Hunter Scantling	0.1	0	0	0	1	1	0	0	1	0	1	3	0	0
Tyler Everett L,0-1	1.1	2	1	1	1	0	0	0	0	1	5	7	1	3

Virginia	ip	h	r	er	bb	so	wp	bk	hp	ibb	ab	bf	fo	go
Tyler Wilson	3.2	4	3	3	3	4	0	0	2	0	13	19	3	3
Corey Hunt	2.2	2	0	0	0	1	0	0	0	0	9	9	3	3
Kyle Corckett	1.1	0	0	0	0	3	0	0	1	0	4	5	1	0
Branden Kline W,1-0	3.1	4	1	1	3	2	0	0	0	0	13	17	6	2

GAME 20: FLORIDA STATE 12, VIRGINIA 11

Mar 19, 2011 at Charlottesville, VA (Davenport Field)

Florida State (16-4,4-2 ACC)					Virginia (19-2,5-1 ACC)				
AB	R	H	RBI		AB	R	H	RBI	
Devon Travis 2b	5	2	2	0	Chris Taylor ss	5	2	1	0
Seth Miller lf	4	1	0	1	John Barr lf	4	1	1	1
James Ramsey rf	4	0	2	5	John Hicks rf	3	2	2	2
Sean Gilmartin cf	6	0	1	1	Danny Hultzen 1b	6	0	1	2
Jayce Boyd 1b	5	1	1	0	Steven Proscia 3b	6	2	3	1
Sherman Johnson 3b	4	1	0	0	Kenny Swab c	4	2	2	1
Rafael Lopez c	4	4	3	3	Stephen Bruno dh	5	1	2	0
Stuart Tapley dh	2	2	1	0	Reed Gragnani cf	4	1	1	2
Tye Buckley pr	0	1	0	0	Mitchell Shifflett pr/cf	1	0	0	1
Wil Breton ph	0	0	0	0	Keith Werman 2b	4	0	1	1
Justin Gonzalez ss	5	0	0	1	Corey Hunt 2b	0	0	0	0
Totals	39	12	10	11	Totals	42	11	14	11

Score by Innings	1	2	3	4	5	6	7	8	9	R	H	E
Florida State	0	0	3	0	0	1	3	4	0	12	10	2
Virginia	2	0	0	2	0	3	0	2	2	11	14	1

E - Travis, D.(4); Johnson, S.(2); Werman, K.(4). DP - FS 2; Virginia 1. LOB - FS 7; Virginia 9. 2B - Travis, D.(11); Ramsey, J.(4); Lopez, R. 2(8); Proscia, S.(8); Swab, K.(5); Bruno, S.(2). HR - Lopez, R.(2); Hicks, J.(3). HBP - Miller, S.; Johnson, S.; Breton, W.; Taylor, C.; Hicks, J.. SH - Ramsey, J.(1); Tapley, S.(1); Werman, K.(10). SB - Easterling T(3); Barr, J.(1); Proscia, S.(4). CS - Hicks, J.(3).

Florida State	ip	h	r	er	bb	so	wp	bk	hp	ibb	ab	bf	fo	go
Brian Busch	3.0	6	4	4	2	2	0	0	0	0	14	16	3	3
Jack Posey	0.2	0	0	0	1	0	0	0	1	0	2	4	1	1
Mack Waugh	1.2	5	3	3	0	0	0	0	0	0	8	9	2	2
Peter Miller	0.2	0	0	0	1	0	0	0	1	0	2	4	1	1
Daniel Bennett	2.0	2	2	2	0	1	0	0	0	0	7	7	1	3
Mike McGee W,1-1	2.0	1	2	0	1	2	1	0	0	0	9	10	3	1



2011 BOX SCORES

Virginia	ip	h	r	er	bb	so	wp	bk	hp	ibb	ab	bf	fo	go
Cody Winiarski	5.2	4	4	4	2	5	0	0	0	0	20	23	7	5
Scott Silverstein	0.1	1	1	1	0	0	0	0	0	0	2	2	0	1
Shane Halley	1.0	1	2	2	2	1	0	0	0	0	4	6	0	2
Whit Mayberry	1.0	3	4	4	0	1	0	1	1	0	6	8	0	1
Artie Lewicki L,1-0	2.0	1	1	1	1	3	1	0	2	1	7	10	1	2

GAME 21: STETSON 6, FLORIDA STATE 4

Mar 23, 2011 at Tallahassee, FL (Dick Howser)

Stetson (18-4)	AB	R	H	RBI	Florida State (16-5)	AB	R	H	RBI
Jeff Simpson lf	3	0	0	0	Devon Travis 2b	2	0	0	0
James Rasmussen rf	0	0	0	0	Sherman Johnson 3b	5	0	0	0
Robert Crews 2b	3	2	2	0	James Ramsey rf	4	1	3	2
Ben Carhart 3b	5	1	1	2	Sean Gilmartin cf	4	0	0	0
Nick Rickles c	5	0	2	1	Stuart Tapley dh	3	0	0	0
Mark Jones ss	4	1	1	0	Parker Brunelle ph/dh	1	0	1	0
Sean Emory dh	5	0	1	0	Tye Buckley pr	0	1	0	0
Ryan Lashley 1b	5	2	2	1	Daniel Bennett p	0	0	0	0
Spencer Theisen cf	5	0	2	1	Wil Breton ph	0	0	0	0
Robert Bruce rf	2	0	1	0	Gary Merians p	0	0	0	0
Kyle Zech ph/rf	1	0	0	0	Robby Stahl ph	1	0	0	0
Will Dorsey p	0	0	0	0	Rafael Lopez c	6	0	3	0
Jake Boyd p	0	0	0	0	Jayce Boyd 1b	4	1	2	0
Tucker Donahue p	0	0	0	0	Seth Miller lf	4	0	1	0
Joe Dye p	0	0	0	0	Taiwan Easterling lf	1	0	0	0
Mitchel Brennan p	0	0	0	0	Justin Gonzalez ss	4	1	2	1
Robbie Powell p	0	0	0	0	David Trexler p	0	0	0	0
					Hunter Scantling p	0	0	0	0
					Mike McGee p	1	0	0	0
Totals	38	6	12	6	Totals	40	4	12	3

Score by Innings	1	2	3	4	5	6	7	8	9	R	H	E
Stetson	0	0	1	0	0	0	0	2		6	12	1
Florida State	0	0	0	1	1	0	0	1		4	12	0

E - RICKLES(1). DP - Hatters 1; Seminoles 4. LOB - Hatters 5; Seminoles 16. 2B - CREWS(7); RICKLES(8); EMORY(2); LASHLEY 2(4); Lopez, R.(9). HR - CARHART(3); Ramsey, J.(3). HBP - ZECH; Travis, D.; Brunelle, P.; Gonzalez, J. SH - RASMUSSEN(2); Travis, D.(2). SB - Ramsey, J.(4); Lopez, R.(6); Boyd, J. 2(4); Miller, S.(6). CS - THEISEN(2); Johnson, S.(2); Ramsey, J.(3); Gonzalez, J.(1).

Stetson	ip	h	r	er	bb	so	wp	bk	hp	ibb	ab	bf	fo	go
Will Dorsey	5.0	5	2	2	3	7	0	0	1	0	19	23	5	2
Jake Boyd	0.2	1	0	0	2	1	0	0	0	0	3	5	1	0
Tucker Donahue	1.1	1	0	0	2	1	0	0	1	0	4	7	0	2
Joe Dye	0.1	0	1	1	0	0	0	0	1	0	0	2	0	1
Mitchel Brennan	0.0	0	0	0	1	0	0	0	0	0	0	1	0	0
Robbie Powell W,4-0	3.2	5	1	0	1	5	0	0	0	0	14	15	4	0

Florida State	ip	h	r	er	bb	so	wp	bk	hp	ibb	ab	bf	fo	go
David Trexler	3.1	5	2	2	1	1	0	0	0	0	13	14	2	5
Hunter Scantling	4.2	2	0	0	0	2	0	0	0	0	14	14	4	6
Mike McGee	1.0	2	2	2	1	2	0	0	0	0	5	6	0	1
Daniel Bennett	1.0	1	0	0	1	0	0	0	1	0	2	5	0	2
Gary Merians L,3-1	1.0	2	2	2	1	0	0	0	0	0	4	5	2	0

GAME 22: WAKE FOREST 4, FLORIDA STATE 12

Mar 25, 2011 at Tallahassee, FL (Dick Howser)

Wake Forest (7-14,2-5 ACC)	AB	R	H	RBI	Florida State (17-5,5-2 ACC)	AB	R	H	RBI
Steven Brooks cf	2	1	0	0	Devon Travis 2b	1	1	0	0
Pat Blair ss	4	2	1	0	Wil Breton pf/lf	1	0	0	0
Mac Williamson lf	5	0	0	0	Rafael Lopez c	3	2	1	1
Matt Conway 1b	4	0	1	0	Parker Brunelle c	1	0	0	0
Carlos Lopez 3b	2	0	1	2	Mike McGee cf	2	2	2	2
Jack Carey dh	3	0	0	0	Seth Miller pr/cf	2	0	0	0
Brett Armour c	3	1	0	0	James Ramsey rf	3	2	0	0
Zane Yanzick rf	4	0	0	0	Robby Stahl rf	2	0	0	0
Mark Rhine 2b	4	0	1	0	Jayce Boyd 1b	3	2	1	4
Austin Stadler p	0	0	0	0	Jack Posey 1b	2	0	1	0
Daniel Marrs p	0	0	0	0	Sherman Johnson 3b/2b	3	1	2	2

Niko Spezial p	0	0	0	0	Stuart Tapley lf/3b	4	0	0	0
Eli Robins p	0	0	0	0	Justin Gonzalez ss	4	1	2	1
					Taiwan Easterling dh	3	1	0	1
					Sean O'Brien ph/2b	1	0	0	0
Totals	31	4	4	2	Totals	35	12	9	11

Score by Innings	1	2	3	4	5	6	7	8	9	R	H	E
Wake Forest	0	0	0	0	1	3	0	0		4	4	3
Florida State	5	0	0	6	1	0	0	0	X	12	9	2

E - Conway, M. 2(4); Lopez, C.(4); Brunelle, P.(1); Tapley, S.(1). LOB - Deacons 9; Seminoles 14. 2B - Blair, P.(6); McGee, M. 2(5); Johnson, S.(6); Gonzalez, J.(4). HR - Boyd, J.(2). HBP - Lopez, R.; Easterling T. SH - Brooks, S.(2). SF - Lopez, C.(1).

Wake Forest	ip	h	r	er	bb	so	wp	bk	hp	ibb	ab	bf	fo	go
Austin Stadler L,0-5	3.2	7	11	9	6	3	0	0	1	0	20	27	5	3
Daniel Marrs	1.0	0	1	1	6	1	1	0	1	0	3	10	0	2
Niko Spezial	2.1	1	0	0	0	2	0	0	0	0	9	9	4	1
Eli Robins	1.0	1	0	0	1	1	1	0	0	0	3	4	1	0

Florida State	ip	h	r	er	bb	so	wp	bk	hp	ibb	ab	bf	fo	go
Sean Gilmartin W,5-0	6.0	4	1	0	1	4	0	0	0	0	21	24	10	4
Peter Miller	0.2	0	3	1	3	1	3	0	0	0	3	6	0	1
Robby Scott	1.1	0	0	0	2	2	0	0	0	0	4	6	1	1
Connor Nolan	1.0	0	0	0	1	0	0	0	0	0	3	4	1	2

GAME 23: WAKE FOREST 8, FLORIDA STATE 0

Mar 26, 2011 at Tallahassee, FL (Dick Howser)

Wake Forest (8-14,3-5 ACC)	AB	R	H	RBI	Florida State (17-6,5-3 ACC)	AB	R	H	RBI
Steven Brooks cf	5	3	2	0	Devon Travis 2b	4	0	1	0
Pat Blair ss	4	3	3	0	Rafael Lopez dh	4	0	0	0
Mac Williamson lf	4	1	1	3	Mike McGee cf	4	0	0	0
Matt Conway 1b	3	0	0	1	James Ramsey rf	4	0	2	0
Carlos Loopez 3b	3	0	1	2	Jayce Boyd 1b	4	0	0	0
Ryan Lloyd dh	0	0	0	0	Sherman Johnson 3b	3	0	1	0
Jack Carey ph/dh	2	0	0	0	Justin Gonzalez ss	3	0	1	0
Charlie Morgan ph/dh	2	0	1	1	Stuart Tapley lf	2	0	0	0
James Harris rf	3	0	0	0	Parker Brunelle c	3	0	1	0
Zane Yanzick ph/rf	1	1	0	0	Scott Sitz p	0	0	0	0
Brett Armour c	5	0	1	0	Brian Busch p	0	0	0	0
Conor Keniry 2b	5	0	2	0	Mack Waugh p	0	0	0	0
Tim Cooney p	0	0	0	0	Tye Buckley p	0	0	0	0
Michael Dimock p	0	0	0	0	Tyler Everett p	0	0	0	0
					Adam Simmons p	0	0	0	0
Totals	37	8	11	7	Totals	31	0	6	0

Score by Innings	1	2	3	4	5	6	7	8	9	R	H	E
Wake Forest	3	2	0	0	2	0	0	1		8	11	1
Florida State	0	0	0	0	0	0	0	0		0	6	1

E - Keniry, C.(2); Travis, D.(5). DP - Deacons 1. LOB - Deacons 13; Seminoles 5. 2B - Blair, P.(7); Ramsey, J.(5). HR - Williamson, M.(3). SF - Conway, M.(3); Lopez, C.(2). SB - Keniry, C.(2). CS - Brunelle, P.(1).

Wake Forest	ip	h	r	er	bb	so	wp	bk	hp	ibb	ab	bf	fo	go
Tim Cooney W,3-1	7.2	5	0	0	1	11	0	0	0	0	26	27	5	5
Michael Dimock	1.1	1	0	0	0	1	0	0	0	0	5	5	3	0

Florida State	ip	h	r	er	bb	so	wp	bk	hp	ibb	ab	bf	fo	go
Scott Sitz L,2-1	1.2	5	5	5	4	4	0	0	0	0	9	14	1	0
Brian Busch	3.1	1	0	0	1	5	1	0	0	0	12	13	4	1
Mack Waugh	0.2	3	2	2	1	1	0	0	0	0	4	6	1	0
Tye Buckley	0.2	1	0	0	0	1	0	0	0	0	3	3	1	0
Tyler Everett	1.2	0	0	0	1	0	0	0	0	0	5	6	2	3
Adam Simmons	1.0	1	1	1	2	1	2	0	0	0	4	6	1	1

2011 BOX SCORES

GAME 24: WAKE FOREST 2, FLORIDA STATE 11

Mar 27, 2011 at Tallahassee, FL (Dick Howser)

Wake Forest (8-15,3-6 ACC)

AB	R	H	RBI	AB	R	H	RBI		
Steven Brooks cf	4	1	1	0	Devon Travis 2b	3	1	1	0
Pat Blair ss	3	1	0	0	Sherman Johnson 3b	5	1	0	0
Mac Williamson lf	4	0	2	1	Mike McGee cf	2	2	1	1
Matt Conway 1b	4	0	0	0	Seth Miller cf	2	0	1	0
Carlos Lopez 3b	4	0	1	0	James Ramsey rf	4	2	2	3
James Harris rf	2	0	0	0	Robby Stahl ph/rf	0	0	0	0
Stephen Schoettmer ph	1	0	0	0	Jayce Boyd ph/1b	1	0	0	0
Zane Yanzick rf	0	0	0	0	Jack Posey ph/1b	1	0	0	0
Ryan Lloyd ph	1	0	0	0	Rafael Lopez c	2	1	0	0
Charlie Morgan dh	2	0	0	0	Parker Brunelle ph/c	1	0	0	0
Jack Carey ph/dh	2	0	1	0	Stuart Tapley lf	4	0	1	2
Brett Armour c	3	0	2	0	Wil Breton ph	1	0	0	0
Mark Rhine 2b	3	0	0	0	Daniel Bennett p	0	0	0	0
Zach White p	0	0	0	0	Justin Gonzalez ss	4	2	2	1
Justin Van Grouw p	0	0	0	0	Taiwan Easterling dh/lf	3	1	1	0
Nate Jones p	0	0	0	0	Gary Merians p	0	0	0	0
John McLeod p	0	0	0	0	Robby Scott p	0	0	0	0
Niko Spezial p	0	0	0	0	Robert Benincasa p	0	0	0	0
Michael Dimock p	0	0	0	0					
Totals	33	2	7	1	Totals	34	11	10	10

Score by Innings	1	2	3	4	5	6	7	8	9	R	H	E
Wake Forest	1	0	0	0	0	0	0	0	0	2	7	3
Florida State	3	5	0	2	0	0	1	0	X	11	10	2

E - Lopez, C. 3(10); Travis, D.(7); Johnson, S.(4). DP - Deacons 1; Seminoles 1. LOB - Deacons 5; Seminoles 8. 2B - Williamson, M.(8); Travis, D.(13); Miller, S.(4); Ramsey, J.(7). HR - McGee, M.(6); Ramsey, J.(5); Gonzalez, J.(4). HBP - Easterling T. SH - Travis, D.(4). SB - Johnson, S.(5); Boyd, J.(6).

Wake Forest	ip	h	r	er	bb	so	wp	bk	hp	ibb	ab	bf	fo	go	
Zach White L,0-3	1.2	4	6	4	0	0	0	0	0	1	0	9	11	2	3
Justin Van Grouw	1.0	2	2	2	2	1	0	0	0	0	0	6	8	1	1
Nate Jones	2.1	1	2	2	2	1	0	0	0	0	0	8	10	2	4
John McLeod	2.0	2	1	0	2	2	0	0	0	0	0	7	9	1	2
Nike Spezial	0.0	1	0	0	1	0	0	0	0	0	0	1	2	0	0
Michael Dimock	1.0	0	0	0	0	2	0	0	0	0	0	3	3	0	1

Florida State	ip	h	r	er	bb	so	wp	bk	hp	ibb	ab	bf	fo	go
Gary Merians W,4-1	6.0	5	2	1	1	2	0	0	0	0	22	23	8	5
Robby Scott	1.0	2	0	0	0	1	0	0	0	0	0	5	5	1
Robert Benincasa	1.0	0	0	0	0	1	0	0	0	0	0	3	3	0
Daniel Bennett	1.0	0	0	0	0	2	0	0	0	0	0	3	3	1

GAME 25: FLORIDA STATE 5, FLORIDA 2

Mar 29, 2011 at Jacksonville, FL (Baseball Grounds)

Florida (21-5)	AB	R	H	RBI	Florida State (19-6)	AB	R	H	RBI
Nolan Fontana ss	3	1	0	0	Devon Travis 3b	4	0	0	0
Kamm Washington cf	3	0	0	0	Sherman Johnson 3b	3	1	1	0
Daniel Pigott lf	3	1	1	0	Mike McGee cf/p	4	1	1	0
Mike Zunino c	3	0	1	2	James Ramsey rf	4	1	2	2
Preston Tucker rf	4	0	1	0	Jayce Boyd 1b	4	0	0	0
Austin Maddox 1b	4	0	0	0	Rafael Lopez c	4	1	1	0
Brian Johnson dh	2	0	0	0	Stuart Tapley lf	4	1	1	2
Josh Adams 2b	3	0	0	0	Parker Brunelle dh	4	0	1	0
Jeff Moyer ph	1	0	0	0	Seth Miller cf	0	0	0	0
Zack Powers 3b	1	0	0	0	Justin Gonzalez ss	2	0	1	0
Ben McMahan ph	1	0	0	0	Hunter Scantling p	0	0	0	0
Cody Dent 3b	1	0	0	0	Robert Benincasa p	0	0	0	0
Anthony DeSclafani p	0	0	0	0	Scott Sitz p	0	0	0	0
Steven Rodriguez p	0	0	0	0	Brian Busch p	0	0	0	0
Greg Larson p	0	0	0	0	Daniel Bennett p	0	0	0	0
Nick Maronde p	0	0	0	0					
Tommy Toledo p	0	0	0	0					
Totals	29	2	3	2	Totals	33	5	8	4

Score by Innings	1	2	3	4	5	6	7	8	9	R	H	E
Florida	1	0	1	0	0	0	0	0	0	2	3	2
Florida State	0	0	0	2	0	1	0	2	X	5	8	2

E - Fontana(6); Adams(1); Boyd, J. 2(5). DP - Gators 1. LOB - Gators 8; Seminoles 7. 2B - Zunino(5); McGee, M.(6); Ramsey, J. 2(8). HR - Tapley, S.(3). HBP - D. Pigott; Gonzalez, J. 2. SH - Fontana(2); Washington(2). SF - Zunino(1).

Florida	ip	h	r	er	bb	so	wp	bk	hp	ibb	ab	bf	fo	go
Anthony DeSclafani	3.0	2	2	2	0	0	0	0	0	1	0	11	12	5
Steven Rodriguez L1-1	2.1	2	1	0	1	3	0	0	1	0	10	12	1	2
Greg Larson	1.0	1	0	0	0	0	0	0	0	0	4	4	2	1
Nick Maronde	1.1	3	2	2	0	2	0	0	0	0	7	7	1	1
Tommy Toledo	0.1	0	0	0	0	0	0	0	0	0	1	1	0	1

Florida State	ip	h	r	er	bb	so	wp	bk	hp	ibb	ab	bf	fo	go
Hunter Scantling	3.0	2	2	1	1	3	0	0	1	0	10	14	4	2
Robert Benincasa	2.0	0	0	0	1	2	0	0	0	0	5	7	3	1
Scott Sitz W,3-1	1.0	1	0	0	1	1	0	0	0	0	4	5	0	2
Brian Busch	0.2	0	0	0	0	0	0	0	0	0	3	3	1	1
Daniel Bennett	1.1	0	0	0	0	1	0	0	0	0	4	4	1	2
Mike McGee S,4	1.0	0	0	0	1	2	0	0	0	0	3	4	0	1

GAME 26: FLORIDA STATE 6, MARYLAND 0

Apr 1, 2011 at College Park, MD (Bob "Turtle" Smith)

Florida State (20-6,7-3 ACC)	AB	R	H	RBI	Maryland (12-14,1-9 ACC)	AB	R	H	RBI
Devon Travis 2b	2	2	0	0	Charlie White rf	3	0	0	0
Sherman Johnson 3b	2	2	1	1	Alfredo Rodriguez ss	2	0	0	0
Mike McGee cf	5	0	1	2	Ryan Holland 2b	3	0	0	0
James Ramsey rf	4	0	1	1	Brandon Padula lf	3	0	0	0
Jayce Boyd 1b	3	0	1	2	Tim Kiene ph	1	0	0	0
Rafael Loopez c	4	0	0	0	Gary Schneider lf	0	0	0	0
Stuart Tapley lf	3	0	0	0	Tomo Delp 1b	3	0	1	0
Seth Miller lf	1	0	0	0	Jake Stinnett 1b	1	0	0	0
Justin Gonzalez ss	3	1	0	0	Kyle Convisar 3b	3	0	1	0
Parker Brunelle dh	3	1	1	0	Korey Wacker cf	4	0	0	0
					Aaron Etchison c	3	0	2	0
					Jack Clearly dh	2	0	0	0
					Alex Ramsey dh	1	0	0	0
Totals	30	6	5	6	Totals	29	0	4	0

Score by Innings	1	2	3	4	5	6	7	8	9	R	H	E
Florida State	0	0	0	2	0	1	0	2	X	5	8	2
Maryland	1	0	1	0	0	0	0	0	0	2	3	2

DP - UMD 1. LOB - FSU 11; UMD 7. 2B - Boyd, J.(7). HBP - Travis, D.; C. White; K. Convisar. SH - Boyd, J.(1). CS - A. Etchison(2).

Florida State	ip	h	r	er	bb	so	wp	bk	hp	ibb	ab	bf	fo	go
Sean Gilmartin W,6-0	6.0	3	0	0	3	9	0	0	2	0	20	25	4	4
Mack Waugh S,1	3.0	1	0	0	0	3	0	0	0	0	9	9	5	0

Maryland	ip	h	r	er	bb	so	wp	bk	hp	ibb	ab	bf	fo	go
Chuck Ghysels L,1-3	3.0	3	5	5	6	7	0	0	1	0	11	19	0	2
Michael Boyden	0.0	1	1	1	2	0	0	0	0	0	1	3	0	0
Charlie Haslup	3.0	0	0	0	1	2	0	0	0	0	9	10	5	2
Jimmy Reed	3.0	1	0	0	3	4	0	0	0	0	9	12	2	2

GAME 27: FLORIDA STATE 0, MARYLAND 5

Apr 2, 2011 at College Park, MD (Bob "Turtle" Smith)

Florida State (20-7,7-4 ACC)	AB	R	H	RBI	Maryland (13-14,2-9 ACC)	AB	R	H	RBI
Devon Travis 2b	3	0	1	0	Charlie White rf	5	0	2	0
Sherman Johnson 3b	3	0	0	0	Alfredo Rodriguez ss	5	0	2	0
Mike McGee cf	4	0	0	0	Ryan Holland 2b	4	0	0	0
James Ramsey rf	3	0	1	0	Aaron Etchison c	4	1	0	0
Jayce Boyd 1b	3	0	0	0	Alex Ramsey dh	4	1	2	0
Rafael Lopez c	1	0	0	0	Kyle Convisar lf	1	1	1	1
Stuart Tapley lf	4	0	1	0	Gary Schneider lf	0	0	0	0
Justin Gonzalez ss	2	0	0	0	Korey Wacker cf	4	1	0	0



2011 BOX SCORES

Seth Miller dh	3	0	0	0	Jake Stinnett 3b	3	1	2	3
Scott Sitz p	0	0	0	0	Tim Kiene 1b	4	0	1	1
Connor Nolan p	0	0	0	0	Tomo Delp 1b	0	0	0	0
Robby Scott p	0	0	0	0	David Carroll p	0	0	0	0
Adam Simmons p	0	0	0	0	Brady Kirkpatrick p	0	0	0	0
Tye Buckley p	0	0	0	0					
Tyler Everett p	0	0	0	0					
Totals	26	0	3	0	Totals	23	5	10	5

Score by Innings	1	2	3	4	5	6	7	8	9	R	H	E
Florida State	0	0	0	0	0	0	0	0	0	0	3	0
Maryland	0	0	0	3	1	0	1	0	X	5	10	0

DP - UMD 2. LOB - FSU 7; UMD 12. 2B - Travis, D.(13); A. Rodriguez(3); J. Stinnett(3). HBP - Gonzalez, J.; K. Convissar. SB - Travis, D.(1); C. White(9). CS - Lopez, R.(1).

Florida State	ip	h	r	er	bb	so	wp	bk	hp	ibb	ab	bf	fo	go
Scott Sitz L,3-2	4.0	5	3	3	2	1	0	0	1	0	17	20	4	7
Connor Nolan	0.1	2	1	1	1	0	0	0	0	0	3	4	0	1
Robby Scott	0.1	0	0	0	1	0	0	0	0	0	1	2	1	0
Adam Simmons	1.2	2	1	1	2	0	0	0	0	0	7	9	2	3
Tye Buckley	0.2	0	0	0	0	0	0	0	0	0	2	2	2	0
Tyler Everett	1.0	1	0	0	0	0	0	0	0	0	4	4	2	1

Maryland	ip	h	r	er	bb	so	wp	bk	hp	ibb	ab	bf	fo	go
David Carroll W,5-1	7.1	3	0	0	0	6	7	0	0	1	0	21	28	4
Brady Kirkpatrick	1.2	0	0	0	1	1	0	0	0	0	5	6	2	2

GAME 28: FLORIDA STATE 12, MARYLAND 3 Apr 3, 2011 at College Park, MD (Bob "Turtle" Smith)

Florida State (21-7,8-4 ACC)					Maryland (13-15,2-10 ACC)				
AB	R	H	RBI		AB	R	H	RBI	
Devon Travis 2b	4	3	3	0	Charlie White rf	4	2	2	0
Sherman Johnson 3b	2	0	0	1	Curtis Lazer ph	1	0	0	0
Mike McGee cf	5	2	1	2	Alfredo Rodriguez ss	3	0	2	0
James Ramsey rf	3	2	2	1	Jordan Hagel ph	1	0	1	0
Robby Stahl ph/rf	1	0	0	0	Ryan Holland 2b	4	0	2	1
Jayce Boyd 1b	6	1	1	0	Tomo Delp ph	1	0	1	0
Rafael Lopez c	3	1	1	0	Aaron Etchison c	2	0	1	1
Stuart Tapley lf	5	3	2	3	Jack Clearly c	1	0	0	0
Justin Gonzalez ss	4	0	3	2	Brandon Padula ph	1	0	0	0
Taiwan Easterling dh	1	0	0	0	Alex Ramsay dh	2	0	0	0
Parker Brunelle dh	2	0	0	0	Austin Kilbourne dh	2	0	2	0
Seth Miller dh	1	0	0	0	Kyle Convissar lf	4	0	0	0
					Korey Wacker cf	3	0	0	0
					Gary Schneider ph/cf	1	0	0	0
					Jake Stinnett 3b	3	1	1	0
					Tim Kiene 1b	4	0	1	1
Totals	37	12	13	9	Totals	37	3	13	3

Score by Innings	1	2	3	4	5	6	7	8	9	R	H	E
Florida State	1	1	2	3	0	3	0	2	0	12	13	0
Maryland	1	1	0	0	0	0	1	0	0	3	13	4

E - C. White(3); J. Cleary(2); C. Haslup(1); B. Delean(1). DP - FSU 1. LOB - FSU 14; UMD 10. 2B - Ramsey, J.(9); Tapley, S.(2); Gonzalez, J. 2(6); A. Rodriguez(4); R. Holland(6); J. Stinnett(4). HR - McGee, M.(6); Tapley, S.(4). HBP - A. Etchison. SH - A. Rodriguez(6). SF - Ramsey, J.(1). SB - A. Rodriguez(9); R. Holland(5). CS - Gonzalez, J.(2); A. Rodriguez(3).

Florida State	ip	h	r	er	bb	so	wp	bk	hp	ibb	ab	bf	fo	go
Gary Merians W,5-1	5.0	6	2	2	1	1	0	0	1	0	19	22	5	8
Brian Busch	2.0	4	1	1	0	2	0	0	0	0	9	9	1	2
Robert Benincasa	1.0	1	0	0	0	0	0	0	0	0	4	4	1	2
Daniel Bennett	1.0	2	0	0	0	2	0	0	0	0	5	5	0	1

Maryland	ip	h	r	er	bb	so	wp	bk	hp	ibb	ab	bf	fo	go
Eric Potter	1.2	2	2	2	4	3	1	0	0	0	6	11	2	0
Michael Boyden L,1-2	1.2	3	4	4	3	2	1	0	0	0	7	10	1	1
Charlie Haslup	0.2	1	1	1	3	1	0	0	0	0	3	6	0	1
Blair Delean	1.2	4	3	3	3	0	0	0	0	0	8	11	3	1
Jimmy Reed	2.1	3	2	1	1	2	0	0	0	0	10	11	2	3
Creighton Hoke	1.0	0	0	0	1	0	0	0	0	0	3	4	3	0

GAME 29: VALDOSTA 2, FLORIDA STATE 10 Apr 6, 2011 at Tallahassee, FL (Dick Howser)

Valdosta State (14-18)					Florida State (22-7)				
AB	R	H	RBI		AB	R	H	RBI	
Marc Overstreet 2b	2	0	0	0	Devon Travis 2b	2	3	1	1
Joel Cardinal 2b	2	0	0	0	Sherman Johnson 3b	4	1	0	0
Antonio Clark lf	2	0	0	0	Mike McGee cf/p	5	2	1	2
Chaz Bagwell lf	2	1	1	0	James Ramsey rf	3	2	1	3
John Willner rf	2	0	1	0	Seth Miller rf/lf	1	0	1	1
Adam Whitlock 1b	2	0	0	0	Jayce Boyd 1b	2	0	0	1
Christian Glisson c	2	0	1	0	Rafael Lopez dh	2	0	1	2
Josh Vining c	2	1	1	0	Robby Stahl rf	0	0	0	0
Bobby Triglia 3b	4	0	0	0	Stuart Tapley lf	2	0	0	0
Cameron Graves dh	4	0	3	1	Taiwan Easterling pr/lf	0	1	0	0
Tyler Reimer 1b/rf	4	0	0	0	Justin Gonzalez ss	4	1	1	0
Ryan Noelte cf	3	0	0	0	Parker Brunelle c	4	0	1	0
Aaron Kicklighter ss	3	0	0	0					
Totals	34	2	7	1	Totals	29	10	7	10

Score by Innings	1	2	3	4	5	6	7	8	9	R	H	E
Valdosta State	0	0	0	0	0	1	0	1		2	7	0
Florida State	3	4	0	1	0	1	1	X		10	7	3

E - Johnson, S. 2(5); Gonzalez, J.(5). DP - Blazers 1. LOB - Blazers 5; Seminoles 14. 2B - J. Vining(5); Travis, D.(14); Miller, S.(4); Gonzalez, J.(7). HR - Ramsey, J.(5). HBP - Travis, D.; Johnson, S.; Tapley, S. 2; Gonzalez, J. SF - Boyd, J.(4). SB - Gonzalez, J.(3); Brunelle, P.(1).

Valdosta State	ip	h	r	er	bb	so	wp	bk	hp	ibb	ab	bf	fo	go
Brett Kennedy L,3-4	1.0	1	3	3	2	1	1	0	2	0	3	8	2	0
Kyle Teague	2.0	3	4	4	2	4	0	0	1	0	9	12	1	1
Kevin Rogers	2.0	1	1	1	4	3	0	0	0	0	7	11	2	1
Cameron Martin	1.0	0	0	0	1	0	0	0	2	0	2	5	0	2
Spencer Butler	1.0	1	1	1	2	0	1	0	0	0	4	6	2	1
Steven Groves	0.2	1	1	1	1	0	0	0	0	0	3	4	2	0
Bud Fuller	0.1	0	0	0	1	0	1	0	0	0	1	2	0	1

Florida State	ip	h	r	er	bb	so	wp	bk	hp	ibb	ab	bf	fo	go
David Trexler W,1-0	3.0	2	0	0	0	4	0	0	0	0	10	10	0	4
Tye Buckley	1.0	0	0	0	0	1	0	0	0	0	3	3	1	1
Robert Benincasa	0.2	1	0	0	0	0	0	0	0	0	3	3	0	2
Robby Scott	0.1	0	0	0	0	1	0	0	0	0	1	1	0	0
Tyler Everett	1.0	0	0	0	0	0	0	0	0	0	3	3	0	3
Adam Simmons	1.0	2	1	1	0	2	0	0	0	0	5	5	1	0
Daniel Bennett	1.0	0	0	0	0	0	0	0	0	0	3	3	1	2
Mike McGee	1.0	2	1	0	0	2	0	0	0	0	6	6	1	0

GAME 30: NORTH CAROLINA 3, FLORIDA STATE 5 Apr 8, 2011 at Tallahassee, FL (Dick Howser)

North Carolina (27-5,10-3 ACC)					Florida State (23-7,9-4 ACC)				
AB	R	H	RBI		AB	R	H	RBI	
Ben Bunting cf	4	0	1	0	Devon Travis 2b	4	1	1	1
Levi Michael ss	4	1	1	0	Rafael Lopez c	3	1	2	0
Tommy Coyle 2b	4	1	1	0	Mike McGee cf/p	2	1	1	0
Jacob Stallings c	2	0	0	1	James Ramsey rf	4	1	1	1
Colin Moran 3b	4	1	2	2	Jayce Boyd 1b	3	1	1	1
Jesse Wierzbicki 1b	4	0	0	0	Sherman Johnson 3b	4	0	1	1
Chaz Frank lf	3	0	0	0	Stuart Tapley lf	4	0	1	1
Matt Roberts dh	3	0	1	0	Justin Gonzalez ss	3	0	0	0
Tom Zengel ph	0	0	0	0	Seth Miller dh/cf	3	0	0	0
Jeff Bouton rf	3	0	1	0	Daniel Bennett p	0	0	0	0
Seth Baldwin rf	1	0	0	0					
Patrick Johnson p	0	0	0	0					
R.C. Orlan p	0	0	0	0					
Michael Morin p	0	0	0	0					
Cody Penny p	0	0	0	0					
Totals	32	3	7	3					

2011 BOX SCORES

E - Travis, D.(7). DP - Seminoles 2. LOB - Tar Heels 8; Seminoles 5. 2B - Bunting, B(4); Coyle, T(11); Lopez, R.(10); Ramsey, J.(10); Johnson, S.(7). HR - Moran, C(6); Travis, D.(3). HBP - McGee, M.. SF - Stallings, J(5); Boyd, J.(5). CS - Lopez, R.(2).

North Carolina	ip	h	r	er	bb	so	wp	bk	hp	ibb	ab	bf	fo	go
Patrick Johnson	6.2	5	2	2	2	10	0	0	0	0	24	26	6	3
R.C. Orlan	0.1	0	0	0	0	0	0	0	0	0	1	1	0	1
Michael Morin L,2-2	0.1	2	3	3	0	0	0	0	1	0	3	4	1	0
Cody Penny	0.2	1	0	0	0	1	0	0	0	0	2	3	1	0

Florida State	ip	h	r	er	bb	so	wp	bk	hp	ibb	ab	bf	fo	go
Sean Gilmartin	7.2	7	3	1	2	8	1	0	0	0	29	32	3	11
Daniel Bennett W,2-1	0.1	0	0	0	0	1	0	0	0	0	1	1	0	0
Mike McGee	1.0	0	0	0	3	1	0	0	0	0	2	5	0	1

GAME 31: NORTH CAROLINA 8 FLORIDA STATE 5 Apr 9, 2011 at Tallahassee, FL (Dick Howser)

North Carolina (28-5,11-3 ACC)					Florida State (23-8,9-5 ACC)				
AB	R	H	RBI		AB	R	H	RBI	
Ben Bunting cf	5	0	2	1	Devon Travis 2b	5	1	3	1
Levi Michael ss	3	0	0	1	Rafael Lopez c	4	2	3	0
Tommy Coyle 2b	5	1	1	0	Parker Brunelle c	0	0	0	0
Jacob Stallings c	3	1	1	1	Mike McGee cf	5	1	1	0
Colin Moran 3b	5	1	2	1	James Ramsey rf	3	0	1	2
Jesse Wierzbicki 1b	5	2	2	0	Jayce Boyd 1b	4	0	3	1
Chaz Frank lf	4	1	1	1	Sherman Johnson 3b	5	0	1	1
Tom Zengel dh	4	1	0	0	Stuart Tapley lf	5	0	1	0
Seth Baldwin rf	3	1	1	1	Justin Gonzalez ss	4	0	0	0
Jeff Bouton ph/rf	1	0	0	0	Taiwan Easterling dh	2	1	0	0
					Sean Gilmartin ph/dh	2	0	1	0
Totals	38	8	10	6	Totals	39	5	14	5

Score by Innings	1	2	3	4	5	6	7	8	9	R	H	E
North Carolina	0	3	0	0	4	1	0	0	0	8	10	1
Florida State	2	1	0	2	0	0	0	0	0	5	14	1

E - Michael, L(5); Johnson, S.(6). DP - Tar Heels 2. LOB - Tar Heels 9; Seminoles 11. 2B - Travis, D.(15); Lopez, R.(11). 3B - Stallings, J(1); Wierzbicki(3). SF - Ramsey, J.(2). CS - Bunting, B(3).

North Carolina	ip	h	r	er	bb	so	wp	bk	hp	ibb	ab	bf	fo	go
Kent Emanuel	3.1	10	5	4	0	2	0	0	0	0	19	20	4	3
Shane Taylor W,2-1	4.0	4	0	0	1	0	5	0	0	0	16	17	3	4
Tate Parrish	0.0	0	0	0	1	0	0	0	0	0	0	1	0	0
Greg Holt	0.1	0	0	0	0	1	0	0	0	0	1	1	0	0
R.C. Orlan	0.1	0	0	0	0	1	0	0	0	0	1	1	0	0
Cody Penny	0.0	0	0	0	1	0	0	0	0	0	0	1	0	0
Michael Morin S,1	1.0	0	0	0	0	1	0	0	0	0	2	2	0	1

Florida State	ip	h	r	er	bb	so	wp	bk	hp	ibb	ab	bf	fo	go
Scott Sitz	1.0	3	3	3	4	2	0	0	0	0	5	9	0	0
Brian Busch L,1-1	4.0	4	4	2	0	4	0	0	0	0	17	17	4	4
Robby Scott	0.2	0	1	1	2	1	2	1	0	0	3	5	2	0
Tye Buckley	2.1	1	0	0	0	2	1	0	0	0	8	8	3	2
Jack Posey	1.0	2	0	0	0	1	1	0	0	0	5	5	0	2

GAME 32: NORTH CAROLINA 7, FLORIDA STATE 6 Apr 10, 2011 at Tallahassee, FL (Dick Howser)

North Carolina (29-5,12-3 ACC)					Florida State (23-9,9-6 ACC)				
AB	R	H	RBI		AB	R	H	RBI	
Ben Bunting cf	5	1	2	1	Devon Travis 2b	5	1	3	1
Levi Michael ss	3	1	1	1	Rafael Lopez c	4	2	3	0
Tommy Coyle 2b	4	1	2	1	Mike McGee cf	4	1	1	2
Jacob Stallings c	5	1	2	1	James Ramsey rf	5	0	3	1
Colin Moran 3b	4	1	3	2	Jayce Boyd 1b	4	1	0	0
Jesse Wierzbicki 1b	3	0	0	0	Sherman Johnson 3b	4	1	1	1
Chaz Frank lf	3	0	1	0	Stuart Tapley lf	4	0	1	0
Tom Zengel dh	3	1	0	1	Justin Gonzalez ss	5	1	2	1
Seth Baldwin rf	4	1	1	0	Parker Brunelle dh	4	0	1	0
Totals	34	7	12	7	Totals	38	6	13	6

Score by Innings	1	2	3	4	5	6	7	8	9	R	H	E
North Carolina	0	0	7	0	0	0	0	0	0	7	12	0
Florida State	1	1	0	0	2	2	0	0	0	6	13	1

E - Tapley, S.(2). DP - Tar Heels 2; Seminoles 1. LOB - Tar Heels 7; Seminoles 11. 2B - Moran, C(10); Baldwin, S(6); Johnson, S.(8); Tapley, S.(3); Brunelle, P.(2). HR - McGee, M.(7). HBP - Michael, L.; Frank, C.; Tapley, S.. SH - Wierzbicki(4). SB - Johnson, S.(5). CS - Bunting, B(4); Coyle, T(2); Moran, C(2).

North Carolina	ip	h	r	er	bb	so	wp	bk	hp	ibb	ab	bf	fo	go
Chris Munnely	0.0	0	1	1	3	0	1	0	0	0	0	3	0	0
Greg Holt W,6-0	4.2	8	3	3	1	4	0	0	0	0	20	21	2	6
Cody Stiles	0.0	0	0	0	0	0	1	0	1	0	0	1	0	0
Cody Penny	0.1	2	1	1	0	0	0	0	0	0	3	3	1	0
R.C. Orlan	1.0	1	1	1	1	1	0	0	0	0	4	5	1	1
Michael Morin S,2	3.0	2	0	0	0	5	0	0	0	0	11	11	2	2

Florida State	ip	h	r	er	bb	so	wp	bk	hp	ibb	ab	bf	fo	go
Gary Merians L,5-2	2.0	5	4	4	1	2	0	0	0	0	10	11	2	1
Mack Waugh	4.1	6	3	2	1	2	0	0	0	0	17	18	3	6
Robby Scott	0.0	0	0	0	1	0	0	0	0	0	0	1	0	0
Daniel Bennett	2.2	1	0	0	1	1	0	0	2	0	7	11	3	3

GAME 33: FLORIDA 1, FLORIDA STATE 3 Apr 12, 2011 at Tallahassee, FL (Dick Howser)

Florida (26-8)					Florida State (24-9)				
AB	R	H	RBI		AB	R	H	RBI	
Nolan Fontana ss	3	0	0	0	Devon Travis 3b	4	0	0	0
Josh Adams 2b	4	0	0	0	Rafael Lopez c	4	0	0	0
Preston Tucker rf	3	1	1	0	Mike McGee cf	2	0	0	0
Mike Zunino c	4	0	0	0	James Ramsey rf	4	1	1	0
Brian Johnson dh	4	0	2	1	Jayce Boyd 1b	4	0	2	0
Paul Wilson pr	0	0	0	0	Sherman Johnson 3b	2	1	1	0
Austin Maddox 1b	3	0	0	0	Stuart Tapley lf	2	0	1	1
Jeff Moyer ph	1	0	0	0	Justin Gonzalez ss	3	1	1	0
Tyler Thompson cf	4	0	2	0	Taiwan Easterling dh	2	0	0	0
Daniel Pigott lf	2	0	0	0	Parker Brunelle ph	1	0	0	0
Kamm Washington ph	1	0	0	0	Hunter Scantling p	0	0	0	0
Zack Powers 3b	2	0	1	0	Brian Busch p	0	0	0	0
Ben McMahan ph	1	0	0	0	Daniel Bennett p	0	0	0	0
Cody Dent 3b	0	0	0	0					
Alex Panteliodis p	0	0	0	0					
Greg Larson p	0	0	0	0					
Tommy Toledo p	0	0	0	0					
Steven Rodriguez p	0	0	0	0					
Anthony DeSclafani p	0	0	0	0					
Totals	32	1	6	1	Totals	28	3	6	1

Score by Innings	1	2	3	4	5	6	7	8	9	R	H	E
Florida	0	0	0	0	0	0	0	1		1	6	1
Florida State	0	0	0	1	0	2	0	X		3	6	1

E - Powers(7); Travis, D.(8). DP - Gators 1. LOB - Gators 7; Seminoles 5. 2B - P. Tucker(11). HBP - McGee, M.. SH - Fontana(4); Tapley, S.(2). SB - Ramsey, J.(5). CS - D. Pigott(2).

Florida	ip	h	r	er	bb	so	wp	bk	hp	ibb	ab	bf	fo	go
Alex Panteliodis L,2-1	5.0	4	1	1	1	5	0	0	0	0	18	20	7	3
Greg Larson	1.2	2	2	1	0	1	1	0	1	0	6	7	1	2
Tommy Toledo	0.1	0	0	0	0	0	1	0	0	0	1	1	0	1
Steven Rodriguez	0.2	0	0	0	1	0	0	0	0	0	2	3	1	1
Anthony DeSclafani	0.1	0	0	0	0	1	0	0	0	0	1	1	0	0

Florida State	ip	h	r	er	bb	so	wp	bk	hp	ibb	ab	bf	fo	go
Hunter Scantling W,2-0	7.0	3	0	0	1	7	0	0	0	0	23	25	3	10
Brian Busch	1.0	1	1	1	1	1	0	0	0	0	4	5	1	1
Daniel Bennett S,2	1.0	2	0	0	0	0	0	0	0	0	5	5	2	1



2011 BOX SCORES

GAME 34: FLORIDA STATE 1, VIRGINIA TECH 2 Apr 15, 2011 at Blacksburg, VA (English Field)

Florida State (24-10,9-7 ACC)					Virginia Tech (19-17,4-12 ACC)				
AB	R	H	RBI		AB	R	H	RBI	
Devon Travis 2b	5	0	1	0	Jake Atwell dh	3	1	1	1
Rafael Lopez c	3	0	1	1	Michael Seaborn 2b	3	0	0	0
Mike McGee cf	4	0	1	0	Andrew Rash lf	3	0	0	0
James Ramsey lf	4	0	1	0	Tim Smalling ss	3	0	2	0
Jayce Boyd 1b	4	0	0	0	Ronnie Shaban 1b	3	0	0	0
Sherman Johnson 3b	3	0	1	0	Tony Balisteri cf	3	0	0	0
Stuart Tapley lf	3	0	0	0	Chad Morgan c	3	0	0	0
Justin Gonzalez ss	3	1	0	0	Gabe Ortiz rf	3	0	1	0
Taiwan Easterling dh	1	0	1	0	Johnny Morales 3b	2	1	0	0
Seth Miller ph	0	0	0	0	Joe Mantiply p	0	0	0	0
Jack Posey ph	1	0	0	0	Manny Martir p	0	0	0	0
Sean Gilmartin p	0	0	0	0					
Totals	31	1	6	1	Totals	26	2	4	1

Score by Innings	1	2	3	4	5	6	7	8	9	R	H	E
Florida State	0	0	0	0	0	0	0	0	1	1	6	1
Virginia Tech	0	0	0	1	0	0	2	0	X	3	6	1

DP - Seminoles 2; Hokies 2. LOB - Seminoles 11; Hokies 1. 2B - McGee, M.(7). 3B - Atwell, J.(2); Ortiz, G.(2). HBP - Lopez, R.; Easterling T. SB - Johnson, S.(6); Smalling, T.(4). CS - Ortiz, G.(1).

Florida State	ip	h	r	er	bb	so	wp	bk	hp	ibb	ab	bf	fo	go
Sean Gilmartin L,6-1	8.0	4	2	2	1	7	1	0	0	0	26	27	7	8

Virginia Tech	ip	h	r	er	bb	so	wp	bk	hp	ibb	ab	bf	fo	go
Joe Mantiply W,4-5	5.2	3	1	1	4	4	0	0	2	0	19	25	5	7
Manny Martir	0.2	1	0	0	2	1	1	0	0	1	3	5	0	1
Jake Atwell S,1	2.2	2	0	0	0	2	0	0	0	0	9	9	3	2

GAME 35: FLORIDA STATE 15, VIRGINIA TECH 11 Apr 16, 2011 at Blacksburg, VA (English Field)

Florida State (25-10,10-7 ACC)					Virginia Tech (19-18,4-13 ACC)				
AB	R	H	RBI		AB	R	H	RBI	
Devon Travis 2b	6	1	2	4	Jake Atwell dh	5	2	2	2
Rafael Lopez c	4	0	1	0	Michael Seaborn 2b	6	1	1	0
Parker Brunelle	1	1	1	1	Ronnie Shaban 1b	5	2	4	5
Mike McGee cf	5	2	2	1	Tim Smalling ss	5	1	2	2
James Ramsey rf	5	3	3	3	Andrew Rash lf	6	1	3	1
Jayce Boyd 1b	5	1	3	1	Tony Balisteri cf	4	0	0	0
Sherman Johnson 3b	4	1	1	1	Chad Morgan c	3	1	1	0
Stuart Tapley lf	5	2	0	0	Matt Blow ph	1	0	0	0
Justin Gonzalez ss	4	3	3	2	Gabe Ortiz rf	3	1	2	0
Seth Miller dh	1	1	0	1	Tyler Horan ph	1	0	0	0
					Chris Kay c	0	0	0	0
					Johnny Morales 3b	5	2	3	0
Totals	40	15	16	14	Totals	44	11	18	10

Score by Innings	1	2	3	4	5	6	7	8	9	R	H	E
Florida State	0	2	5	0	0	1	4	1	2	15	16	2
Virginia Tech	2	0	0	7	2	0	0	0	0	11	18	4

E - Johnson, S.(7); Gonzalez, J.(6); Rash, A.(1); Balisteri, T 2(5); Morgan, C.(7). DP - Seminoles 2. LOB - Seminoles 12; Hokies 12. 2B - Travis, D.(16); Lopez, R.(12); McGee, M.(8); Ramsey, J.(11); Gonzalez, J.(8); Shaban, R 2(10); Ortiz, G(8); Morales, J(4). HR - Ramsey, J.(6); Gonzalez, J.(4); Shaban, R(5); Smalling, T(8); Rash, A(12). HBP - Gonzalez, J.; Miller, S. SH - Tapley, S.(3). SB - Miller, S.(7). CS - McGee, M.(1).

Florida State	ip	h	r	er	bb	so	wp	bk	hp	ibb	ab	bf	fo	go
Mack Waugh	3.0	9	6	6	2	2	1	0	0	0	17	19	4	2
Robert Benincasa	0.1	3	3	3	0	0	0	0	0	0	4	4	0	1
Jack Posey	1.2	3	2	2	0	2	1	0	0	0	8	8	3	0
David Trexler W,2-0	1.0	1	0	0	0	1	0	0	0	0	5	5	0	2
Brian Busch	0.1	1	0	0	1	1	0	0	0	0	3	4	0	0
Daniel Bennett S,3	2.2	1	0	0	3	2	0	0	0	0	7	10	2	2

Virginia Tech	ip	h	r	er	bb	so	wp	bk	hp	ibb	ab	bf	fo	go
Marc Zecchino	4.0	5	7	4	6	5	0	0	0	0	16	23	3	3
Jake Joyce	2.1	6	4	4	1	3	0	0	1	0	13	15	1	3
Sean McDermott L,1-1	0.1	1	1	1	1	1	0	0	0	0	1	2	0	0
Brandon Fisher	0.1	2	0	0	0	0	0	0	0	0	3	3	1	0
Ronnie Shaban	2.0	2	3	3	3	2	0	0	1	0	7	11	1	2

GAME 36: FLORIDA STATE 18, VIRGINIA TECH 12 Apr 17, 2011 at Blacksburg, VA (English Field)

Florida State (26-10,11-7 ACC)					Virginia Tech (19-19,4-14 ACC)				
AB	R	H	RBI		AB	R	H	RBI	
Devon Travis 2b	7	3	2	2	Jake Atwell dh	4	2	2	1
Sherman Johnson 3b	5	2	2	2	Michael Seaborn 2b	5	2	3	4
Mike McGee cf	4	1	1	2	Ronnie Shaban 1b	5	1	0	0
James Ramsey rf	5	1	1	0	Tim Smalling ss	4	1	0	0
Jayce Boyd 1b	5	4	5	3	Andrew Rash lf	4	3	3	2
Stuart Tapley lf	5	2	1	1	Tony Balisteri cf	3	1	1	1
Justin Gonzalez ss	4	2	0	1	Kyle Cichy p	0	0	0	0
Parker Brunelle c	4	1	1	1	Matt Blow dh	2	0	1	3
Seth Miller dh	2	0	1	1	Gabe Ortiz rf	1	0	0	0
Taiwan Easterling ph	2	2	1	5	Chad Morgan c	4	0	0	0
Robby Stahl ph	0	0	0	0	Chris Kay c	0	0	0	0
					Johnny Morales 3b	5	2	1	0
Totals	48	18	15	18	Totals	37	12	11	11

Score by Innings	1	2	3	4	5	6	7	8	9	R	H	E
Florida State	0	0	2	1	3	0	6	6	0	18	15	4
Virginia Tech	0	0	5	0	1	0	0	0	1	12	11	3

E - Travis, D.(9); Johnson, S.(8); McGee, M.(1); Posey, J.(1); Smalling, T 2(10); Morales, J(9). DP - Hokies 1. LOB - Seminoles 11; Hokies 9. 2B - Travis, D. 2(18); Johnson, S.(9); Atwell, J(4); Seaborn, M(13); Rash, A 2(13). 3B - Boyd, J.(2); Atwell, J(3). HR - Johnson, S.(1); Boyd, J.(3); Easterling T(1); Seaborn, M(2); Rash, A(13). HBP - Gonzalez, J.; Smalling, T; Rash, A. SF - McGee, M.(3); Boyd, J.(6); Seaborn, M(6); Blow, M(1). SB - Johnson, S.(7); Seaborn, M(5). CS - Atwell, J(1).

Florida State	ip	h	r	er	bb	so	wp	bk	hp	ibb	ab	bf	fo	go
Hunter Scantling	2.2	5	5	5	2	0	0	0	2	0	12	16	1	6
Adam Simmons	0.1	0	1	1	2	0	0	0	0	0	1	3	0	1
Robby Scott	0.0	1	2	2	1	0	0	0	0	0	1	2	0	0
Jack Posey	0.1	1	2	0	1	0	0	0	0	0	2	3	1	0
Tyler Everett W,1-1	3.1	3	1	1	1	1	0	0	0	0	12	14	5	4
Brian Busch S,1	2.1	1	1	0	0	1	0	0	0	0	9	10	1	5

Virginia Tech	ip	h	r	er	bb	so	wp	bk	hp	ibb	ab	bf	fo	go
Joe Parsons	5.2	7	6	5	2	6	1	0	1	0	25	28	6	4
Patrick Scoggin	0.1	2	3	3	2	0	0	0	0	0	3	5	0	1
Manny Martir	0.0	0	2	2	2	0	0	0	0	0	2	2	0	0
Sean McDermott L,1-2	1.0	5	7	5	1	0	0	0	0	0	9	11	1	2
Jake Atwell	1.0	0	0	0	2	0	0	0	0	0	2	5	3	0
Kyle Cichy	1.0	1	0	0	1	1	0	0	0	0	4	5	1	1

GAME 37: FLORIDA GULF COAST 2, FLORIDA STATE 13 Apr 19, 2011 at Tallahassee, FL (Dick Howser)

Florida Gulf Coast (19-18)					Florida State (27-10)				
AB	R	H	RBI		AB	R	H	RBI	
Mike Alvarez 2b	4	0	1	1	Devon Travis 2b	3	2	2	0
Brandon Bednar ss	4	0	2	0	Sean O'Brien ph/2b	2	0	2	0
Tim Roberson 3b	3	0	0	0	Sherman Johnson 3b	2	1	1	1
Zach Maxfield 1b	4	1	1	1	Seth Miller ph/cf	2	0	0	0
Mike Reeves dh	4	0	1	0	Mike McGee cf/p	2	3	1	1
Javi Sujo rf	4	0	0	0	Robert Benincasa p	0	0	0	0
Jake Foley cf	3	1	0	0	Sean Gilmartin ph	1	0	0	0
Andrew Valencia c	4	0	1	0	James Ramsey rf	3	2	1	2
Sean Dwyer lf	3	0	1	0	Robby Stahl rf/lf	2	0	0	0
					Jayce Boyd 1b	4	0	2	2
					Jack Posey 1b	0	0	0	0
					Justin Gonzalez ss	4	1	1	3
					Taiwan Easterling dh	4	1	2	2
					Wil Breton rf	1	0	0	0
					Stuart Tapley lf/3b	3	1	0	0
					Parker Brunelle c	4	2	1	1
Totals	33	2	7	2	Totals	37	13	13	12

2011 BOX SCORES

Score by Innings	1	2	3	4	5	6	7	8	9	R	H	E
Florida Gulf Coast	0	1	0	0	0	0	1	0	0	2	7	1
Florida State	2	2	0	5	3	7	0	0	X	13	13	0

E - BEDNAR(6). DP - Seminoles 1. LOB - Eagles 7; Seminoles 12. 2B - Johnson, S.(10); McGee, M.(9); Boyd, J.(8); Easterling T(4); Brunelle, P.(3). HR - MAXFIELD(9). HBP - Travis, D.; McGee, M.; Ramsey, J. SH - Johnson, S.(3). SB - Travis, D.(2); McGee, M.(3).

Florida Gulf Coast	ip	h	r	er	bb	so	wp	bk	hp	ibb	ab	bf	fo	go
Kevin Bryant L,0-2	1.1	4	4	4	1	2	0	1	1	0	8	10	1	1
RJ Brown	2.0	3	2	2	1	0	0	0	0	0	8	10	4	2
Harrison Cooney	0.2	1	3	3	1	0	1	0	2	0	3	6	2	0
Brandon Bixler	2.0	4	4	2	3	2	2	0	0	0	11	14	2	2
Alex Norris	1.	0	0	0	2	0	0	0	0	0	3	5	3	0
Craig Crumbly	1.0	1	0	0	0	1	0	0	0	0	4	4	2	0

Florida State	ip	h	r	er	bb	so	wp	bk	hp	ibb	ab	bf	fo	go
Gary Merians W,6-2	4.0	4	1	1	1	4	0	0	0	0	15	16	4	3
David Trexler	2.0	0	0	0	1	4	0	0	0	0	6	7	2	0
Mike McGee	1.0	3	1	1	1	0	0	0	0	0	6	7	3	0
Robert Benincasa	1.0	0	0	0	0	2	0	0	0	0	3	3	1	0
Tye Buckley	1.0	0	0	0	0	2	0	0	0	0	3	3	0	1

GAME 38: FLORIDA GULF COAST 4, FLORIDA STATE 6 Apr 20, 2011 at Tallahassee, FL (Dick Howser)

Florida Gulf Coast (19-19)	AB	R	H	RBI	Florida State (28-10)	AB	R	H	RBI
Mike Alvarez 2b	4	0	2	0	Devon Travis 2b	5	1	2	2
Brandon Bednar ss	3	2	0	0	Sherman Johnson 3b	3	1	1	1
Tim Roberson 3b	4	1	1	1	Mike McGee cf	5	1	3	1
Zach Maxfield	3	0	3	0	James Ramsey rf	5	0	2	0
Mike Reeves dh	3	0	1	1	Jayce Boyd 2b	4	0	3	2
Javi Sujo rf	4	0	1	0	Justin Gonzalez ss	4	0	0	0
Jake Foley cf	4	0	0	0	Taiwan Easterling dh	4	0	1	0
Sean Dwyer lf	4	1	1	1	Seth Miller lf	4	1	0	0
Robert Greene c	3	0	0	0	Parker Brunelle c	3	2	2	0
Jason Forjet p	0	0	0	0	Tyler Everett p	0	0	0	0
Jacob Barnes p	0	0	0	0	Mack Waugh p	0	0	0	0
Jack wagoner p	0	0	0	0	Brian Busch p	0	0	0	0
Richard Knapp p	0	0	0	0	Robert Benincasa p	0	0	0	0
Totals	32	4	9	3	Totals	37	6	14	6

Score by Innings	1	2	3	4	5	6	7	8	9	R	H	E
Florida Gulf Coast	1	0	0	0	1	1	0	1	0	4	9	0
Florida State	1	2	0	0	0	3	0	0	X	6	14	1

E - Gonzalez, J.(7). DP - Eagles 1; Seminoles 4. LOB - Eagles 4; Seminoles 14. 2B - ALVAREZ(13); MAXFIELD(14); Ramsey, J.(12); Brunelle, P.(4). 3B - Boyd, J.(3). HR - ROBERSON(5); DWYER(3); Travis, D.(4). HBP - Boyd, J. SF - REEVES(1); Johnson, S.(1). SB - Johnson, S.(8); McGee, M.(4).

Florida Gulf Coast	ip	h	r	er	bb	so	wp	bk	hp	ibb	ab	bf	fo	go
Jason Forjet	4.0	9	3	3	1	2	0	0	1	0	20	23	5	5
Jacob Barnes L,1-4	2.0	3	3	3	2	0	0	0	0	0	8	10	2	3
Jack Wagoner	1.0	1	0	0	1	2	0	0	0	0	4	5	0	1
Richard Knapp	1.0	1	0	0	1	0	0	0	0	0	5	6	2	1

Florida State	ip	h	r	er	bb	so	wp	bk	hp	ibb	ab	bf	fo	go
Tyler Everett	4.0	5	1	1	0	2	1	0	0	0	15	15	4	4
Mack Waugh	1.0	1	2	1	2	1	0	0	0	0	5	7	1	1
Brian Busch W,2-1	2.0	0	0	0	0	1	0	0	0	0	4	5	3	1
Robert Benincasa	1.0	2	1	1	0	0	0	0	0	0	5	5	2	1
Daniel Bennett S,4	1.0	1	0	0	0	0	0	0	0	0	3	3	1	1

GAME 39: DUKE 1, FLORIDA STATE 2 Apr 22, 2011 at Tallahassee, FL (Dick Howser)

Duke (20-21,4-15 ACC)	AB	R	H	RBI	Florida State (29-10,12-7 ACC)	AB	R	H	RBI
Jeff Kremer c	3	0	0	0	Devon Travis 2b	3	0	0	0
Chris Marconini rf	4	0	0	0	Sherman Johnson 3b	4	0	3	1
David Perkins dh	4	0	0	0	Mike McGee cf	4	0	0	0
Jordan Betts 3b	4	0	0	0	James Ramsey rf	3	0	1	0
Angelo LaBruna ss	3	1	1	0	Jayce Boyd 2b	3	0	0	0
Will Piwnica-Worms ph	1	0	0	0	Parker Brunelle c	4	0	0	0
Marcus Stroman 2b	3	0	1	0	Justin Gonzalez ss	4	1	1	1
Anthony D'Alessandro lf	2	0	0	0	Taiwan Easterling dh	3	0	0	0
Brian Litwin ph/lf	1	0	0	0	Rafael Lopez ph	0	0	0	0
Aaron Cohn 1b	3	0	1	1	Stuart Tapley lf	4	1	2	0
Joe Pedevillano cf	3	0	0	0	Sean Gilmartin p	0	0	0	0
Dennis O'Grady p	0	0	0	0	Daniel Bennett p	0	0	0	0
Chase Bebout p	0	0	0	0					
Totals	31	1	3	1	Totals	32	2	7	2

Score by Innings	1	2	3	4	5	6	7	8	9	R	H	E
Duke	0	0	0	1	0	0	0	0	0	1	3	1
Florida State	0	1	0	1	0	0	0	0	X	2	7	1

E - Cohn, A.(1); Travis, D.(10). LOB - Blue Devils 4; Seminoles 11. 2B - Cohn, A.(1); Tapley, S.(4). HR - Gonzalez, J.(5). HBP - Kremer, J.; Ramsey, J. SB - Stroman, M.(11); Lopez, R.(7).

Duke	ip	h	r	er	bb	so	wp	bk	hp	ibb	ab	bf	fo	go
Dennis O'Grady L,4-3	5.2	7	2	2	3	5	0	0	1	0	25	29	5	7
Chase Bebout	2.1	0	0	0	1	4	0	0	0	0	7	8	3	0

Florida State	ip	h	r	er	bb	so	wp	bk	hp	ibb	ab	bf	fo	go
Sean Gilmartin W,7-1	8.0	3	1	1	0	13	0	0	1	0	28	29	7	4
Daniel Bennett S,5	1.0	0	0	0	0	1	0	0	0	0	3	3	0	2

GAME 40: DUKE 3, FLORIDA STATE 10 Apr 23, 2011 at Tallahassee, FL (Dick Howser)

Duke (20-22,4-16 ACC)	AB	R	H	RBI	Florida State (30-10,13-7 ACC)	AB	R	H	RBI
Jeff Kremer c	5	1	1	0	Devon Travis 2b	4	2	1	0
Chris Marconini 1b	3	0	0	0	Sherman Johnson 3b	4	2	2	1
Will Piwnica-Worms cf	2	1	1	0	Mike McGee cf	2	1	2	2
Anthony D'Alessandro cf	0	0	0	0	Wil Breton ph/rf	0	0	0	0
Jordan Betts 3b	4	0	1	1	James Ramsey rf	4	1	1	2
David Perkins lf	4	0	0	0	Robby Stahl rf/lf	1	0	0	0
Angelo LaBruna ss	4	0	0	0	Jayce Boyd 1b	3	1	1	1
Dennis O'Grady 2b	4	1	2	0	Sean Gilmartin ph	1	0	0	0
Joe Pedevillano rf	3	0	1	0	Jack Posey 1b	0	0	0	0
Mark Tatera ph	1	0	0	0	Parker Brunelle c	3	1	0	0
Ryan Munger c	2	0	1	0	Justin Gonzalez ss	4	1	0	0
Aaron Cohn ph	1	0	0	1	Stuart Tapley lf	3	0	0	0
Marcus Stroman p	0	0	0	0	Sean O'Brien ph	1	0	1	0
Ben Grisz p	0	0	0	0	Taiwan Easterling lf/cf	0	0	0	0
Mark Lumpa p	0	0	0	0	Seth Miller dh	4	1	1	1
Totals	33	3	7	2	Totals	34	10	9	7

Score by Innings	1	2	3	4	5	6	7	8	9	R	H	E
Duke	0	0	0	1	0	1	0	0	1	3	7	1
Florida State	2	0	0	4	2	2	0	X		10	9	2

E - Betts, J.(6); McGee, M.(2); Brunelle, P.(2). DP - Seminoles 1. LOB - Blue Devils 7; Seminoles 9. 2B - Kremer, J.(11); O'Grady, D.(3); Travis, D.(19); Johnson, S. 2(12); McGee, M.(10); O'Brien, S.(2). HR - Boyd, J.(4). HBP - Marconini; PiwnicaWorms 2; Breton, W. SB - PiwnicaWorms(17); Travis, D.(3); McGee, M.(5); Ramsey, J.(6); Boyd, J.(6); Miller, S.(8).

Duke	ip	h	r	er	bb	so	wp	bk	hp	ibb	ab	bf	fo	go
Marcus Stroman L,1-3	5.0	5	6	6	4	9	3	0	0	0	20	24	3	3
Ben Grisz	1.0	2	0	0	0	0	0	0	0	0	5	5	0	3
Mark Lumpa	0.1	2	2	1	1	0	0	0	0	0	3	4	1	0
David Putman	0.2	0	0	0	0	1	0	0	0	0	3	3	1	0
Josh Ruffin	1.0	0	0	0	1	0	0	0	1	0	3	5	0	3



2011 BOX SCORES

Florida State	ip	h	r	er	bb	so	wp	bk	hp	ibb	ab	bf	fo	go
Hunter Scantling W,3-0	6.0	3	2	1	1	5	0	0	2	0	20	23	6	6
Robert Benincasa	1.0	2	0	0	0	0	0	0	0	0	5	5	0	3
Tye Buckley	1.0	1	0	0	0	1	0	0	1	0	4	5	1	1
Tyler Everett	1.0	1	1	1	0	1	0	0	0	0	4	4	0	2

GAME 41: DUKE 9, FLORIDA STATE 13

Apr 24, 2011 at Tallahassee, FL (Dick Howser)

Duke (20-23,4-17 ACC)					Florida State (31-10,14-7 ACC)				
AB	R	H	RBI		AB	R	H	RBI	
Jeff Kremer c	3	3	2	0	Devon Travis 2b	4	1	1	1
Angelo LaBruna ss	5	2	2	1	Sherman Johnson 3b	4	1	1	3
Chris Marconcini rf	5	1	3	2	Mike McGee cf	4	3	2	0
Will Pivnicka-Worms cf	3	0	0	2	James Ramsey rf	4	3	3	1
Dennis O'Grady 2b	5	1	3	2	Jayce Boyd 1b	4	2	3	4
Aaron Cohn 1b	5	0	1	1	Parker Brunelle c	4	1	2	2
Jordan Betts 3b	3	1	1	0	Sean O'Brien dh	3	0	1	2
Mike Rosenfield c	4	0	1	0	Justin Gonzalez ss	4	0	0	0
Anthony D'Alessandro lf	4	1	0	1	Seth Miller lf	2	0	0	0
					Sean Gilmartin ph/lf	0	1	0	0
					Stuart Tapley ph/lf	1	1	0	0
Totals	37	9	13	9	Totals	34	13	13	13

Score by Innings	1	2	3	4	5	6	7	8	9	R	H	E
Duke	2	6	0	0	0	0	0	1		9	13	2
Florida State	4	0	0	1	1	6	1	X		13	13	1

E - Marconcini(3); Betts, J.(7); Travis, D.(11). DP - Seminoles 2. LOB - Blue Devils 6; Seminoles 7. 2B - Marconcini 2(13); O'Grady, D.(4); Betts, J.(12); Johnson, S.(13); Ramsey, J.(13); Boyd, J.(9); Brunelle, P.(5). HBP - Ramsey, J.; Gilmartin, S. SH - Brunelle, P.(1). SF - PivnickaWorms(6); Boyd, J.(7); O'Brien, S. 2(2). SB - Cohn, A.(1); D'Alessandro(7).

Duke	ip	h	r	er	bb	so	wp	bk	hp	ibb	ab	bf	fo	go
Robert Huber	5.0	6	5	5	3	2	1	0	0	0	20	24	10	3
Chase Bebout L,2-2	1.1	5	5	4	0	3	0	1	1	0	8	10	1	0
Eric Pfisterer	0.1	1	2	0	1	0	0	0	0	0	3	4	1	0
Josh Ruffin	0.2	1	1	1	0	0	0	0	1	0	2	4	1	1
David Putman	0.2	0	0	0	0	1	0	0	0	0	1	2	1	0

Florida State	ip	h	r	er	bb	so	wp	bk	hp	ibb	ab	bf	fo	go
David Trexler	1.1	5	6	6	2	0	0	0	0	0	9	11	0	4
Gary Merians	0.1	3	2	2	0	0	0	0	0	0	3	4	1	0
Mack Waugh W,2-1	5.1	3	0	0	1	5	0	0	0	0	17	18	3	6
Brian Busch	1.2	2	1	0	1	1	1	0	0	0	7	8	1	2
Daniel Bennett S,6	0.1	0	0	0	0	0	0	0	0	0	1	1	0	1

GAME 42: FLORIDA STATE 6 MIAMI 5

Apr 29, 2011 at Coral Gables, FL (Alex Rodriguez Park)

Florida State (32-10,15-7 ACC)					Miami (28-14,15-6 ACC)				
AB	R	H	RBI		AB	R	H	RBI	
Devon Travis	4	2	1	0	Zeke DeVoss lf	2	0	1	1
Sherman Johnson 3b	3	2	0	0	Nathan Melendres cf	5	0	2	1
Mike McGee cf	3	1	1	2	Rony Rodriguez dh	5	0	0	0
James Ramsey rf	5	0	2	1	Harold Martinez 1b	5	0	1	0
Jayce Boyd 1b	5	0	1	1	Brad Fieger 3b	3	0	0	0
Rafael Lopez c	5	0	2	0	Michael Broad 2b	3	1	0	0
Justin Gonzalez ss	3	0	0	0	Dale Carey rf	4	3	2	0
Sean O'Brien dh	2	1	0	0	David Villasuso c	1	1	0	0
Parker Brunelle ph/dh	2	0	0	0	Chantz Mack ph	0	0	0	0
Taiwan Easterling lf	2	0	0	0	Shane Rowland c	0	0	0	0
Seth Miller lf	2	0	0	0	Stephen Perex ss	4	0	2	3
Sean Gilmartin p	0	0	0	0	Bryan Radziewski p	0	0	0	0
Scott Sitz p	0	0	0	0	Javi Salas p	0	0	0	0
Daniel Bennett p	0	0	0	0	Sam Robinson p	0	0	0	0
					Travis Miller p	0	0	0	0
Totals	36	6	7	4	Totals	32	5	8	5

Score by Innings	1	2	3	4	5	6	7	8	9	R	H	E
Florida State	0	0	2	3	0	0	0	1		6	7	1
Miami	0	2	0	0	2	0	1	0		5	8	1

E - Johnson, S.; Martinez, H(13); Fieger, B 2(8); Villasuso, D(2); Perez, S(8); Radziewski 2(3). LOB - FSU 9; UM 8. 2B - McGee, M.(11); DeVoss, Z(8). HBP - Travis, D.; Johnson, S.; Gonzalez, J. SH - Fieger, B(6); Villasuso, D(7); Mack, C(4). SF - DeVoss, Z(3). SB - Travis, D. 2(5). CS - Travis, D.(4); McGee, M.(2); Perez, S(1).

Florida State	ip	h	r	er	bb	so	wp	bk	hp	ibb	ab	bf	fo	go
Sean Gilmartin	7.0	6	4	2	4	6	1	0	0	0	26	33	6	9
Scott Sitz	0.1	1	1	1	0	0	0	0	0	0	1	2	0	1
Daniel Bennett W,3-1	1.2	1	0	0	0	4	0	0	0	0	5	5	0	0

Miami	ip	h	r	er	bb	so	wp	bk	hp	ibb	ab	bf	fo	go
Bryan Radziewski	4.0	5	5	3	2	3	1	0	1	0	19	22	1	7
Javi Salas	3.0	0	0	0	1	1	0	0	1	0	8	10	5	1
Sam Robinson L,1-1	1.2	2	1	1	0	2	0	0	1	0	7	8	1	2
Travis Miller	0.1	0	0	0	0	0	1	0	0	0	2	2	1	0

GAME 43: FLORIDA STATE 2, MIAMI 0

Apr 30, 2011 at Coral Gables, FL (Alex Rodriguez Park)

Florida State (33-10,16-7 ACC)					Miami (28-15,15-7 ACC)				
AB	R	H	RBI		AB	R	H	RBI	
Devon Travis	4	0	2	0	Zeke DeVoss lf	3	0	0	0
Sherman Johnson 3b	5	0	1	0	Stephen Perez ss	4	0	0	0
Mike McGee cf	4	0	0	0	Nathan Melendres cf	3	0	1	0
James Ramsey rf	4	0	1	0	Harold Martinez 1b	3	0	1	0
Jayce Boyd 1b	2	0	0	0	Rony Rodriguez dh	3	0	2	0
Rafael Lopez c	4	1	2	0	Chris Pelaez ph	1	0	1	0
Justin Gonzalez ss	4	1	1	0	Brad Fieger 3b	2	0	0	0
Parker Brunelle dh	4	0	1	1	Chantz Mack ph/lf	1	0	0	0
Seth Miller lf	4	0	0	0	Michael Broad 2b/3b	3	0	0	0
Hunter Scantling p	0	0	0	0	Dale Carey rf	3	0	0	0
Brian Busch p	0	0	0	0	Shane Rowland c	2	0	0	0
Daniel Bennett p	0	0	0	0	Cade Kreuter ph	1	0	0	0
					David Villasuso c	1	0	0	0
Totals	35	2	8	1	Totals	30	0	5	0

Score by Innings	1	2	3	4	5	6	7	8	9	R	H	E
Florida State	0	0	0	0	1	0	0	0		2	8	0
Miami	0	0	0	0	0	0	0	0		0	5	2

E - Perez, S(9); Carey, D(3). LOB - FSU 10; UM 11. 2B - Ramsey, J.(14); Lopez, R.(13); Brunelle, P.(6); Martinez, H(6). HBP - Boyd, J. SH - Boyd, J.(2). SB - Melendres, N 2(16). CS - DeVoss, Z(7).

Florida State	ip	h	r	er	bb	so	wp	bk	hp	ibb	ab	bf	fo	go
Hunter Scantling	4.1	2	0	0	4	2	0	0	0	0	13	17	4	5
Brian Busch W,3-1	3.1	2	0	0	2	0	0	0	0	0	12	14	7	3
Daniel Bennett S,7	1.1	1	0	0	2	1	0	0	0	0	5	7	1	2

Miami	ip	h	r	er	bb	so	wp	bk	hp	ibb	ab	bf	fo	go
Eric Whaley L,6-3	6.1	6	2	1	1	4	0	0	0	0	24	26	8	7
Sam Robinson	1.1	1	0	0	1	2	0	0	1	1	5	7	0	2
Adam Sargent	0.0	0	0	0	0	0	0	0	0	0	1	1	0	0
AJ Salcines	1.1	1	0	0	0	2	0	0	0	0	5	5	1	1

GAME 44: FLORIDA STATE 1, MIAMI 5

May 1, 2011 at Coral Gables, FL (Alex Rodriguez Park)

Florida State (33-11,16-8 ACC)					Miami (29-15,16-7 ACC)				
AB	R	H	RBI		AB	R	H	RBI	
Devon Travis	5	0	1	0	Zeke DeVoss 2b/lf	3	1	1	1
Sherman Johnson 3b	5	0	0	0	Chantz Mack lf	3	0	0	0
Mike McGee cf	3	0	1	0	Michael Broad ph/2b	1	0	0	1
James Ramsey rf	3	1	1	1	Nathan Melendres cf	3	1	2	0
Jayce Boyd 1b	4	0	1	0	Rony Rodriguez dh	3	1	2	0
Rafael Lopez c	2	0	0	0	Harold Martinez 1b	3	0	0	0
Parker Brunelle c	1	0	0	0	Brad Fieger 3b	4	0	1	0
Justin Gonzalez ss	4	0	1	0	Dale Caery rf	4	1	2	1
Seth Miller lf/cf	2	0	1	0	Stephen Perez ss	2	1	0	0
Sean O'Brien ph	1	0	0	0	David Villasuso c	2	0	0	0
Taiwan Easterling cf	2	0	0	0	Shane Rowland c	2	0	1	0
Robby Stahl lf	1	0	1	0					
Totals	33	1	7	1	Totals	32	5	10	5

2011 BOX SCORES

Score by Innings	1	2	3	4	5	6	7	8	9	R	H	E
Florida State	0	0	0	0	0	0	1	0		1	7	1
Miami	2	1	0	0	1		1	0	X	5	10	0

E - Boyd, J.(6). DP - FSU 1. LOB - FSU 10; UM 12. 2B - DeVoss, Z.(9); Melendres, N(12); Rodriguez, R(11); Carey, D(5). HR - Ramsey, J.(7). HBP - Miller, S.; DeVoss, Z. SH - Easterling T(2). CS - Melendres, N(3); Rodriguez, R(3).

Florida State	ip	h	r	er	bb	so	wp	bk	hp	ibb	ab	bf	fo	go
Mike McGee L,1-2	2.0	4	3	3	2	2	0	0	0	0	9	11	2	1
Mack Waugh	3.1	2	1	1	4	4	0	0	1	1	12	17	1	4
Tye Buckley	0.0	0	0	0	1	0	0	0	0	0	0	1	0	0
Scott Sitz	1.0	3	1	1	0	1	0	0	0	0	5	5	0	1
Robby Scott	1.0	0	0	0	0	2	0	0	0	0	3	3	1	0
Jack Posey	0.1	1	0	0	1	0	0	0	0	0	2	3	0	1
Adam Simmons	0.1	0	0	0	0	0	0	0	0	0	1	1	1	0

Miami	ip	h	r	er	bb	so	wp	bk	hp	ibb	ab	bf	fo	go
E.J. Encinosa W,4-3	6.0	3	0	0	3	9	1	0	1	0	20	25	3	6
Travis Miller	2.2	4	1	1	0	5	0	0	0	0	12	12	3	0
Sam Robinson S,5	0.1	0	0	0	0	0	0	0	0	0	1	1	1	0

GAME 45: FLORIDA STATE 8, JACKSONVILLE 5

May 3, 2011 at Jacksonville, FL (Sessions Stadium)

Florida State (34-11)	AB	R	H	RBI	Jacksonville (26-17)	AB	R	H	RBI
Devon Travis 2b	3	0	0	0	Taylor Ratliff	5	1	3	0
Sherman Johnson 3b	3	3	3	1	Jonathan Murphy	4	0	0	0
Mike McGee cf	5	1	2	1	Daniel Gulbransen cf	5	0	0	0
James Ramsey rf	5	1	1	0	Adam Brett Walker 1b	3	2	2	1
Jayce Boyd 1b	4	0	2	2	Kevin Lehane 3b	4	1	0	0
Rafael Lopez c	5	1	2	2	Jimmy Howick ss	4	1	1	1
Justin Gonzalez ss	2	2	2	2	Alex Swenson c	4	0	2	2
Sean O'Brien dh	3	0	1	0	Chris Kaminski pr	0	0	0	0
Parker Brunelle ph/dh	2	0	0	0	Matt Frank c	1	0	0	0
Taiwan Easterling lf	4	0	0	0	Chris Connelly dh	3	0	0	0
Seth Miller ph/lf	1	0	0	0	Esterlin Perozo rf	3	0	0	1
David Trexler p	0	0	0	0	Tony Mollica p	0	0	0	0
Robert Benincasa p	0	0	0	0	Zac Houck p	0	0	0	0
Brian Busch p	0	0	0	0	Adam Maxon p	0	0	0	0
Daniel Bennett p	0	0	0	0	Brian Gilroy p	0	0	0	0
					Chris Anderson p	0	0	0	0
					Jimmy Appleby p	0	0	0	0
Totals	37	8	11	7	Totals	31	0	6	0

Score by Innings	1	2	3	4	5	6	7	8	9	R	H	E
Florida State	0	0	2	1	0	0	1	1	3	8	13	1
Jacksonville	0	3	1	0	0	0	0	0	1	5	8	0

E - Travis, D.(12). DP - JU 1. LOB - FS 10; JU 11. 2B - McGee, M.(12); Lopez, R.(14); WALKER(19); SWENSON(7). HR - Gonzalez, J.(6); WALKER(10). HBP - Gonzalez, J.; LEHANE; CONNELLY. SB - Johnson, S.(9); Ramsey, J.(7); Gonzalez, J. 2(5).

Florida State	ip	h	r	er	bb	so	wp	bk	hp	ibb	ab	bf	fo	go
David Trexler	1.0	2	3	2	1	1	0	0	1	0	6	8	0	2
Robert Benincasa	5.0	2	1	1	2	6	0	0	0	0	17	19	6	3
Brian Busch W,4-1	1.0	1	0	0	1	2	0	0	0	0	4	5	0	1
Daniel Bennett S,8	2.0	3	1	1	1	2	0	0	1	0	9	11	4	0

Jacksonville	ip	h	r	er	bb	so	wp	bk	hp	ibb	ab	bf	fo	go
Tony Mollica	2.2	4	2	2	3	1	0	0	1	0	11	15	4	2
Zac Houck	1.1	1	1	1	2	0	0	0	0	0	5	7	3	1
Adam Maxon	1.0	1	0	0	0	0	0	0	0	0	3	3	0	2
Brian Gilroy	1.0	1	1	1	0	1	0	0	0	0	4	4	0	2
Chris Anderson L,3-2	2.1	6	4	4	2	1	0	0	0	0	12	14	4	1
Jimmy Appleby	0.2	0	0	0	0	0	0	0	0	0	2	2	1	1

GAME 46: UCF 0, FLORIDA STATE 8

May 6, 2011 at Tallahassee, FL (Dick Howser)

UCF (28-18)	AB	R	H	RBI	Florida State (35-11)	AB	R	H	RBI
Darnell Sweeney ss	3	0	0	0	Devon Travis 2b	4	1	2	2
Ronnie Richardson cf	3	0	1	0	Sherman Johnson 3b	5	0	2	2
D.J. Hicks dh	4	0	0	0	Mike McGee cf	4	1	2	0
Jonathan Griffin 1b	4	0	2	0	Seth Miller cf	0	0	0	0
Derek Luciano 3b	4	0	0	0	James Ramsey rf	4	1	3	0
Erik Hempe rf	4	0	0	0	Robby Stahl rf	1	0	0	0
Ryan Breen lf	3	0	0	0	Jayce Boyd 1b	3	0	1	0
Travis Shreve 2b	3	0	0	0	Jack Posey ph/1b	1	0	0	0
Beau Taylor c	3	0	1	0	Rafael Lopez c	4	2	2	2
					Justin Gonzalez ss	3	1	1	0
					Sean O'Brien dh	3	0	0	0
					Parker Brunelle ph	0	0	0	1
					Taiwan Easterling lf	3	2	2	0
Totals	31	0	4	0	Totals	35	8	15	7

Score by Innings	1	2	3	4	5	6	7	8	9	R	H	E
UCF	0	0	0	0	0	0	0	0	0	0	4	0
Florida State	0	1	2	0	0	0	5	0	X	8	15	0

DP - Knights 1. LOB - Knights 6; Seminoles 10. 2B - Travis, D.(20); Johnson, S.(14); Ramsey, J.(15). HR - Lopez, R.(3). HBP - D. Sweeney; Miller, S.. SH - Boyd, J.(3). SF - Brunelle, P.(1). SB - Boyd, J.(7); Lopez, R.(8); Easterling T(4).

UCF	ip	h	r	er	bb	so	wp	bk	hp	ibb	ab	bf	fo	go
Brian Adkins L,6-3	6.0	12	4	4	2	3	0	0	0	0	28	30	7	6
Ben Lively	2.0	3	4	4	2	2	1	0	1	0	7	12	2	2

Florida State	ip	h	r	er	bb	so	wp	bk	hp	ibb	ab	bf	fo	go
Sean Gilmartin W,8-1	7.0	3	0	0	1	11	0	0	0	0	24	25	3	6
Tye Buckley	1.0	0	0	0	0	0	0	0	1	0	3	4	0	3
Tyler Everett	1.0	1	0	0	0	2	0	0	0	0	4	4	1	0

GAME 47: UCF 14, FLORIDA STATE 10

May 7, 2011 at Tallahassee, FL (Dick Howser)

UCF (29-18)	AB	R	H	RBI	Florida State (35-12)	AB	R	H	RBI
Darnell Sweeney ss	6	0	0	0	Devon Travis 2b	4	2	3	1
Ronnie Richardson cf	4	3	3	1	Sherman Johnson 3b	4	1	2	1
D.J. Hicks dh	4	2	1	2	Mike McGee cf	6	1	3	5
Jonathan Griffin 1b	5	2	1	4	James Ramsey rf	3	1	0	1
Derek Luciano 3b	4	2	1	0	Jayce Boyd 1b	5	0	2	0
Erik Hempe rf	5	2	2	2	Rafael Lopez c	5	0	1	1
Ryan Breen lf	3	1	1	0	Justin Gonzalez ss	4	1	1	0
Travis Shreve 2b	4	1	1	2	Parker Brunelle dh	3	2	0	0
Beau Taylor c	5	1	1	0	Taiwan Easterling lf	5	2	3	1
Chase Bradford p	0	0	0	0	Hunter Scantling p	0	0	0	0
Totals	40	14	11	11	Totals	39	10	15	10

Score by Innings	1	2	3	4	5	6	7	8	9	R	H	E
UCF	0	2	0	4	0	7	1	0		14	11	0
Florida State	1	1	0	2	1	1	4	0		10	15	4

E - Travis, D.(13); Johnson, S.(11); Lopez, R.(2); Busch, B.(1). LOB - Knights 8; Seminoles 11. 2B - Richardson(10); E. Hempe(11); Gonzalez, J.(9). HR - D. Hicks(12); J. Griffin(13); Travis, D.(5); McGee, M.(8). HBP - Travis, D.. SH - T. Shreve(8). SF - Ramsey, J.(3). SB - Richardson(11).

UCF	ip	h	r	er	bb	so	wp	bk	hp	ibb	ab	bf	fo	go
Chase Bradford	4.0	7	4	4	3	4	0	0	1	0	18	23	4	4
Nick Cicio	1.1	2	2	2	2	0	1	0	0	0	6	8	2	2
Joe Rogers W,3-2	3.2	6	4	4	2	4	0	0	0	0	15	17	2	3

Florida State	ip	h	r	er	bb	so	wp	bk	hp	ibb	ab	bf	fo	go
Hunter Scantling	4.1	3	4	2	5	2	0	0	0	0	17	22	4	7
Brian Busch L,4-2	1.2	4	4	2	1	0	0	0	0	0	9	11	2	3
Scott Sitz	0.2	4	5	5	1	0	1	0	0	0	6	7	0	2
Robby Scott	0.1	0	0	0	0	0	0	0	0	0	1	1	0	1
Adam Simmons	2.0	0	1	0	1	1	1	0	0	0	7	8	1	4



2011 BOX SCORES

GAME 48: UCF 1, FLORIDA STATE 6

May 8, 2011 at Tallahassee, FL (Dick Howser)

UCF (29-19)	AB	R	H	RBI	Florida State (36-12)	AB	R	H	RBI
Darnell Sweeney ss	3	0	0	0	Devon Travis 2b	4	2	2	1
Ronnie Richardson cf	4	0	1	0	Sherman Johnson 3b	4	1	1	1
D.J. Hicks dh	2	0	0	0	Mike McGee cf	2	2	2	1
Jonathan Griffin 1b	4	0	0	0	James Ramsey rf	3	1	0	0
Derek Luciano 3b	3	1	1	1	Jayce Boyd 1b	4	0	2	0
Erik Hempe rf	3	0	0	0	Rafael Lopez c	4	0	2	0
Ryan Breen lf	3	0	1	0	Justin Gonzalez ss	4	0	0	0
Travis Shreve 2b	3	0	0	0	Taiwan Easterling cf	3	0	0	0
Beau Taylor c	3	0	1	0	Seth Miller lf	3	0	0	0
Totals	28	1	4	1	Totals	31	6	9	6

Score by Innings	1	2	3	4	5	6	7	8	9	R	H	E
UCF	0	0	0	0	1	0	0	0	0	1	4	0
Florida State	0	0	1	0	0	3	0	2	X	6	9	0

DP - Seminoles 3. LOB - Knights 3; Seminoles 5. 2B - Travis, D.(21); Johnson, S.(15); Boyd, J.(10). HR - D. Luciano(6); Travis, D.(6); McGee, M.(9). HBP - McGee, M.; Ramsey, J.. SB - Ramsey, J.(8); Gonzalez, J.(6).

UCF	ip	h	r	er	bb	so	wp	bk	hp	ibb	ab	bf	fo	go
Danny Winkler L,3-4	7.0	6	4	4	1	4	0	0	1	0	26	28	8	8
Johnny Sedlock	0.1	3	2	2	0	1	0	0	1	0	4	5	0	0
Ray Hanson	0.2	0	0	0	1	0	0	0	0	0	1	2	0	1

UCF	ip	h	r	er	bb	so	wp	bk	hp	ibb	ab	bf	fo	go
Mike McGee W,2-2	7.0	1	1	1	3	7	0	0	0	0	21	24	7	6
Daniel Bennett S,9	2.0	3	0	0	0	1	0	0	0	0	7	7	0	3

GAME 49: FLORIDA STATE 13, STETSON 1

May 10, 2011 at Tallahassee, FL (Dick Howser)

Florida State (37-12)	AB	R	H	RBI	Stetson (37-11)	AB	R	H	RBI
Rafael Lopez 3b	4	2	1	3	Jeff Simpson lf	2	0	0	0
Sherman Johnson 2b	4	1	2	1	Thomas Kelly ph	1	0	0	0
Mike McGee cf	5	0	0	0	Robert Crews 2b	3	0	1	1
James Ramsey rf	5	1	2	0	Robert Bruce ph	1	0	0	0
Jayce Boyd 1b	4	2	2	1	Ben Carhart 3b	4	0	1	0
Jack Posey ph	1	0	0	0	Mitchel Brennan ph	1	0	0	0
Justin Gonzalez ss	3	2	2	1	Nick Rickles c	2	0	0	0
Parker Brunelle c	5	0	0	0	Kyle Campbell pr	0	0	0	0
Taiwan Easterling lf	3	3	2	0	Mark Jones ss	3	0	1	0
Sean O'Brien ph	1	0	0	0	Sean Emory dh	3	0	1	0
Wil Breton lf	0	0	0	0	Ryan Lashley 1b	2	0	0	0
Seth Miller dh	1	0	0	0	Trey Blackman ph	1	0	0	0
Stuart Tapley ph	1	1	1	3	Spencer Theisen cf	3	0	0	0
Robby Stahl pr	0	1	0	0	James Rasmussen cf	1	0	1	0
Robert Benincasa p	0	0	0	0	Kyle Zach rf	3	1	1	0
Brian Busch p	0	0	0	0	Kevin Lindheim ph	1	0	0	0
Tyler Everett p	0	0	0	0	Robbie Powell p	0	0	0	0
Mack Waugh p	0	0	0	0	Cameron Griffin p	0	0	0	0
					Joe Dye p	0	0	0	0
					Jimmy O'Neil p	0	0	0	0
					Justin Dechert p	0	0	0	0
					Justin Pickens p	0	0	0	0
Totals	37	13	12	9	Totals	31	1	6	1

Score by Innings	1	2	3	4	5	6	7	8	9	R	H	E
Florida State	0	1	0	1	1	0	4	5	1	13	12	2
Stetson	0	0	1	0	0	0	0	0	0	1	6	2

E - Lopez, R.(3); Brunelle, P.(3); CARHART 2(11). DP - FSU 2; Stetson 2. LOB - FSU 4; Stetson 11. 2B - ZECH(4). 3B - Boyd, J.(4). HR - Lopez, R.(4). HBP - Easterling T; SIMPSON; JONES. SH - EMORY(4). SF - Gonzalez, J.(1). SB - Boyd, J.(8); Gonzalez, J.(7); Easterling T(5). Reached on CI - LASHLEY.

Florida State	ip	h	r	er	bb	so	wp	bk	hp	ibb	ab	bf	fo	go
Robert Benincasa W,2-0	5.0	5	1	1	2	1	1	0	1	0	19	23	5	2
Brian Busch	2.0	0	0	0	1	3	0	0	0	0	5	7	0	3
Tyler Everett	1.0	0	0	0	1	0	0	0	1	0	2	4	1	1
Mack Waugh	1.0	1	0	0	0	2	0	0	0	0	5	5	1	0

Stetson	ip	h	r	er	bb	so	wp	bk	hp	ibb	ab	bf	fo	go
Robbie Powell L,5-2	4.0	2	2	2	2	3	0	0	0	0	12	15	6	2
Cameron Griffin	1.2	2	1	1	1	2	2	0	0	0	6	7	1	1
Joe Dye	0.2	3	3	3	0	0	0	0	0	0	5	5	1	1
Jimmy O'Neil	1.1	3	3	2	0	1	0	0	0	0	7	7	1	2
Justin Dechert	0.0	0	2	0	1	0	0	0	1	0	0	2	0	0
Justin Pickens	1.1	2	2	0	1	0	0	0	0	0	7	8	0	3

GAME 50: FLORIDA STATE 9, NC STATE 4

May 13, 2011 at Raleigh, N.C. (Doak Field)

Florida State (38-12,17-8 ACC)	AB	R	H	RBI	NC State (28-22,11-14 ACC)	AB	R	H	RBI
Rafael Lopez 3b	5	2	3	3	Brett Williams cf	4	1	1	0
Sherman Johnson 2b	4	0	0	0	Peter Bakos ph	1	0	0	0
Mike McGee cf	4	1	2	0	Pratt Maynard dh	5	0	0	0
James Ramsey rf	4	1	0	0	Harold Riggins 1b	4	2	1	0
Jayce Boyd 1b	5	0	1	0	Andrew Ciencin 3b	4	0	2	1
Justin Gonzalez ss	5	2	2	1	Cameron Conner lf/rf	3	1	0	1
Parker Brunelle c	3	2	1	0	Tarran Senay ph/lf	1	0	0	0
Taiwan Easterling lf	4	0	0	1	Matt Bergquist 2b	4	0	1	0
Seth Miller dh	1	1	0	0	Chris Diaz ss	4	0	2	0
Sean O'Brien dh	2	0	1	1	Chris Schaeffer c	2	0	0	1
Robby Stahl pr/dh	1	0	1	1	Danny Canela ph	1	0	1	0
Sean Gilmartin p	0	0	0	0	John Gianis rf	1	0	0	0
Daniel Bennett p	0	0	0	0	Ryan Mathews ph/lf	2	0	0	0
					Dylan Brown ph	0	0	0	0
Totals	38	9	11	7	Totals	36	4	8	3

Score by Innings	1	2	3	4	5	6	7	8	9	R	H	E
Florida State	1	2	0	0	0	1	2	3		9	11	4
NC State	0	0	0	2	0	0	1	1	0	4	8	3

E - Lopez, R. 2(5); Gonzalez, J. 2(9); Ciencin 2(10); Bergquist(8). LOB - FS 10; NC State 7. 2B - Boyd, J.(11); Gonzalez, J.(10); Brunelle, P.(7); Canela(2). HR - Lopez, R. 2(6). HBP - Brunelle, P. 2. SH - Ramsey, J.(2). SF - Easterling T(2); Schaeffer(3). SB - McGee, M.(6); Ramsey, J.(9).

Florida State	ip	h	r	er	bb	so	wp	bk	hp	ibb	ab	bf	fo	go
Sean Gilmartin W,9-1	7.1	7	4	0	0	9	0	0	0	0	30	31	8	5
Daniel Bennett S,10	1.2	1	0	0	1	1	0	0	0	0	6	7	2	2

NC State	ip	h	r	er	bb	so	wp	bk	hp	ibb	ab	bf	fo	go
Rob Charma L,7-2	3.2	5	3	3	2	3	0	0	1	0	16	19	5	3
D.J. Thomas	3.0	2	1	1	1	1	0	0	0	0	10	12	4	5
Danny Healey	0.2	1	2	1	0	1	1	0	1	0	4	5	1	0
Nick Rice	0.2	0	1	0	1	0	0	0	0	0	3	4	1	1
Brandon Price	0.1	0	0	0	0	0	0	0	0	0	1	1	1	0
Chris Overman	0.1	2	2	2	0	0	0	0	0	0	2	3	1	0
Rey Cotilla	0.1	1	0	0	0	0	0	0	0	0	2	2	1	0

GAME 51: FLORIDA STATE 7, NC STATE 5 (GAME 1)

May 15, 2011 at Raleigh, N.C. (Doak Field)

Florida State (39-12,18-8 ACC)	AB	R	H	RBI	NC State (28-23,11-15 ACC)	AB	R	H	RBI
Rafael Lopez 3b	4	1	2	2	Brett Williams cf	5	0	1	0
Sherman Johnson 2b	4	1	0	0	Pratt Maynard dh	5	0	1	0
Mike McGee cf	5	1	1	0	Harold Riggins 1b	4	2	3	0
James Ramsey rf	5	1	2	3	Danny Canela dh	4	0	0	0
Jayce Boyd 1b	4	1	2	0	Andrew Ciencin 3b	4	0	0	1
Justin Gonzalez ss	5	1	1	1	Tarran Senay lf	3	1	1	2
Parker Brunelle c	3	0	0	0	John Gianis rf	3	1	1	0
Taiwan Easterling lf	4	0	1	0	Cameron Conner ph/rf	1	0	1	0
Seth Miller dh	3	0	0	0	Matt Bergquist 2b	4	1	2	0
Sean Gilmartin ph/lf	0	1	0	0	Chris Diaz ss	4	0	2	2
Totals	37	7	9	6	Totals	37	5	12	5

2011 BOX SCORES

Score by Innings	1	2	3	4	5	6	7	8	9	R	H	E
Florida State	0	1	0	0	0	1	3	2	0	7	9	1
NC State	0	0	0	1	0	4	0	0	0	5	12	2

E - Boyd, J.(7); Riggins(6); Mazzoni(4). DP - FS 3. LOB - FS 8; NC State 8. 2B - Lopez, R.(15); Bergquist(12); Diaz(10). HR - Ramsey, J.(8); Senay(2). SB - Boyd, J.(9); Gonzalez, J.(8).

Florida State	ip	h	r	er	bb	so	wp	bk	hp	ibb	ab	bf	fo	go
Mike McGee	5.2	6	5	4	3	4	0	0	0	0	23	26	6	6
Mack Waugh	0.1	1	0	0	0	1	0	0	0	0	2	2	0	0
Brian Busch W,5-2	1.2	2	0	0	0	2	0	0	0	0	6	6	1	1
Daniel Bennett S,11	1.1	3	0	0	0	1	0	0	0	0	6	6	1	1

NC State	ip	h	r	er	bb	so	wp	bk	hp	ibb	ab	bf	fo	go
Cory Mazzoni	6.0	6	2	1	2	8	0	0	0	0	24	26	7	2
D.J. Thomas	0.1	0	2	2	1	0	1	0	0	0	1	3	0	0
Ethan Ogburn L,5-3	1.1	1	2	1	0	1	0	0	0	0	6	6	2	1
Grant Sasser	1.1	2	1	1	1	0	0	0	0	0	6	7	3	1

GAME 52: FLORIDA STATE 4, NC STATE 12 (GAME 2) May 15, 2011 at Raleigh, N.C. (Doak Field)

Florida State (39-13,18-9 ACC)					NC State (29-23,12-15 ACC)				
AB	R	H	RBI		AB	R	H	RBI	
Rafael Lopez 3b/c	5	0	0	0	Brett Williams cf	4	1	2	1
Sherman Johnson 2b	3	0	0	0	Pratt Maynard dh	3	1	1	0
Robby Stahl	1	0	0	0	Harold Riggins 1b	4	2	3	2
Mike McGee cf	2	1	0	0	Danny Canela dh	4	0	1	1
James Ramsey rf	5	2	3	0	Chris Schaeffer dh	1	0	0	0
Jayce Boyd 1b	2	1	1	0	Peter Bako dh	0	1	0	0
Justin Gonzalez ss	4	0	2	2	Andrew Ciencin 3b	3	2	1	1
Parker Brunelle c	3	0	0	0	Tarran Senay lf	3	0	0	0
Sean O'Brien 3b	1	0	0	0	Cameron Conner ph/lf	0	1	0	0
Taiwan Easterling lf	2	0	1	0	John Gianis rf	5	2	3	3
Seth Miller lf	0	0	0	1	Matt Bergquist 2b	3	1	2	2
Sean Gilmartin dh	3	0	0	1	Chris Diaz ss	4	1	2	2
Hunter Scantling s	0	0	0	0	Josh Easley p	0	0	0	0
Robert Benincasa p	0	0	0	0	Nick Rice p	0	0	0	0
Adam Simmons p	0	0	0	0	Vance Williams p	0	0	0	0
Robby Scott p	0	0	0	0	Chris Overman p	0	0	0	0
Gary Merians p	0	0	0	0					
David Trexler p	0	0	0	0					
Tye Buckley p	0	0	0	0					
Scott Sitz p	0	0	0	0					
Totals	31	4	7	1	Totals	34	12	15	12

Score by Innings	1	2	3	4	5	6	7	8	9	R	H	E
Florida State	0	0	0	2	0	0	0	2	0	4	7	0
NC State	0	0	4	1	0	1	3	3	X	12	15	0

DP - FS 1. LOB - FS 9; NC State 9. 2B - Ramsey, J. 2(17); Canela(3); Bergquist(13); Diaz(11). HBP - McGee, M.; Easterling T; Williams, B; Riggins; Ciencin. SH - Maynard(2); Bergquist(4). SF - Miller, S.(2); Gilmartin, S(1). SB - McGee, M.(7); Williams, B(7). CS - Ciencin(3).

Florida State	ip	h	r	er	bb	so	wp	bk	hp	ibb	ab	bf	fo	go
Hunter Scantling L,3-1	2.1	7	4	4	1	3	0	0	0	0	13	14	2	1
Robert Benincasa	2.2	3	1	1	0	4	2	0	0	0	10	10	2	2
Adam Simmons	1.0	2	1	0	1	0	0	0	0	0	3	5	1	1
Robby Scott	0.1	0	2	2	0	0	0	0	2	0	1	3	1	0
Gary Merians	0.2	1	1	1	1	0	0	0	0	0	3	4	0	2
David Trexler	0.1	1	2	2	0	0	0	0	1	0	1	3	0	1
Tye Buckley	0.1	1	1	1	3	0	2	0	0	0	2	5	0	1
Scott Sitz	0.1	0	0	0	0	0	0	0	0	0	1	1	0	1

NC State	ip	h	r	er	bb	so	wp	bk	hp	ibb	ab	bf	fo	go
Josh Easley	3.2	3	2	2	3	4	0	0	1	0	13	18	6	1
Nick Rice W,1-0	1.0	1	0	0	0	0	0	0	0	0	4	4	2	1
Vance Williams	2.1	2	2	2	2	3	0	0	0	0	8	10	2	1
Chris Overman	2.0	1	0	0	0	3	0	1	1	0	6	8	2	1

GAME 53: CLEMSON 6, FLORIDA STATE 8 May 19, 2011 at Tallahassee, FL (Dick Howser)

Clemson (37-17,15-13 ACC)					Florida State (40-13,19-9 ACC)				
AB	R	H	RBI		AB	R	H	RBI	
Hinson 3b	4	1	2	1	Rafael Lopez 3b	4	2	1	1
Pohl dh	3	0	1	1	Sherman Johnson 2b	4	1	1	0
Miller ss	3	1	1	1	Mike McGee cf	5	2	2	1
Lamb cd	5	0	1	0	James Ramsey rf	4	1	2	3
Shaffer 1b	5	1	2	1	Jayce Boyd 1b	3	0	1	0
Schaus lf	4	1	0	0	Justin Gonzalez ss	4	0	1	2
Kiehoom c	4	0	0	0	Parker Brunelle c	4	1	1	0
Epss rf	4	1	2	1	Taiwan Easterling lf	3	0	0	0
Stolz 2b	3	1	0	0	Stuart Tapley dh	2	1	0	1
McGibbon ph	1	0	1	0	Sean Gilmartin p	0	0	0	0
Wilkerson pr/2b	0	0	0	0	Brian Busch p	0	0	0	0
Leone p	0	0	0	0	Daniel Bennett p	0	0	0	0
Haselden p	0	0	0	0					
Campbell p	0	0	0	0					
Moorefield p	0	0	0	0					
Frederick p	0	0	0	0					
Totals	36	6	10	5	Totals	33	8	9	8

Score by Innings	1	2	3	4	5	6	7	8	9	R	H	E
Clemson	1	0	0	2	1	0	2	0		6	10	3
Florida State	1	0	3	2	1	0	0	X		8	9	2

E - HINSON(19); SHAFFER(3); STOLZ(12); McGee, M.(3); Brunelle, P.(4). DP - Tigers 1; Seminoles 1. LOB - Tigers 9; Seminoles 7. 3B - Ramsey, J.(3). HR - MILLER(4); SHAFFER(9); Lopez, R.(7). HBP - POHL; MILLER. SH - Johnson, S.(4); Easterling T(3). SB - SCHAUS(9); Ramsey, J.(10). Reached on CI - HINSON.

Clemson	ip	h	r	er	bb	so	wp	bk	hp	ibb	ab	bf	fo	go
Leone L,5-2	3.1	6	6	5	3	3	0	0	0	0	16	20	5	1
Haselden	1.2	1	1	0	1	1	0	0	0	0	6	8	0	4
Campbell	2.02	1	1	0	1	1	0	0	0	0	8	8	4	1
Moorefield	0.2	0	0	0	0	1	0	0	0	0	2	2	0	1
Frederick	0.1	0	0	0	0	1	0	0	0	0	1	1	0	0

Florida State	ip	h	r	er	bb	so	wp	bk	hp	ibb	ab	bf	fo	go
Sean Gilmartin W,10-1	7.0	7	4	2	1	6	0	0	2	0	27	31	5	9
Brian Busch	0.2	1	2	2	1	2	0	0	0	0	3	4	0	0
Daniel Bennett S,12	1.1	2	0	0	1	2	0	0	0	0	6	7	1	1

GAME 54: CLEMSON 7, FLORIDA STATE 4 May 20, 2011 at Tallahassee, FL (Dick Howser)

Clemson (38-17,16-13 ACC)					Florida State (40-14,19-10 ACC)				
AB	R	H	RBI		AB	R	H	RBI	
Hinson 3b	6	1	1	1	Rafael Lopez 3b	3	1	0	0
Pohl dh	4	0	0	1	Sherman Johnson 2b	5	1	1	0
Miller ss	5	2	3	0	Mike McGee cf	4	1	2	1
Lamb cf/rf	5	2	3	2	James Ramsey rf	3	1	0	0
Shaffer 1b	3	0	0	0	Jayce Boyd 1b	4	0	3	2
Schaus lf	5	0	3	1	Justin Gonzalez ss	4	0	1	0
Epss rf	3	1	2	1	Parker Brunelle c	3	0	0	0
Johnson cf	2	0	0	0	Stuart Tapley dh	4	0	0	0
McGibbon dh	2	0	0	0	Seth Miller lf	3	0	0	0
Stolz 2b	2	1	1	0	Devon Travis ph	0	0	0	0
Sarratt p	0	0	0	0	Taiwan Easterling pr	0	0	0	0
Brady p	0	0	0	0	Robert Benincasa p	0	0	0	0
Moorefield p	0	0	0	0	Hunter Scantling p	0	0	0	0
Frederick p	0	0	0	0	Tyler Everett p	0	0	0	0
Weismann p	0	0	0	0	Robby Scott p	0	0	0	0
					Tye Buckley p	0	0	0	0
					Adam Simmons p	0	0	0	0
					Scott Sitz p	0	0	0	0
Totals	37	7	13	6	Totals	33	4	7	3

Score by Innings	1	2	3	4	5	6	7	8	9	R	H	E
Clemson	0	1	4	0	2	0	0	0	0	7	13	0
Florida State	0	0	0	0	2	0	2	0		4	7	2



2011 BOX SCORES

E - Gonzalez, J.(10); Miller, S.(1). DP - Seminoles 1. LOB - Tigers 12; Seminoles 8. 2B - MILLER(11); SCHAUS(17); Boyd, J.(12). 3B - HINSON(3). HR - LAMB(2); EPPS(8); McGee, M.(10). HBP - Lopez, R.; Travis, D. SF - POHL(4). SB - MILLER(21); LAMB(12). CS - SCHAUS(7).

Clemson	ip	h	r	er	bb	so	wp	bk	hp	ibb	ab	bf	fo	go
Sarratt W,7-1	5.1	5	2	2	2	5	0	0	1	0	20	23	8	2
Brady	1.2	0	0	0	0	4	0	1	0	0	5	5	1	0
Moorefield	0.1	1	2	2	1	0	0	0	0	0	2	3	0	1
Frederick	0.1	1	0	0	0	0	0	0	0	0	2	2	1	0
Weismann S,5	1.1	0	0	0	1	2	0	0	1	0	4	6	2	0

Florida State	ip	h	r	er	bb	so	wp	bk	hp	ibb	ab	bf	fo	go
Robert Benincasa L,2-1	2.2	7	5	5	1	1	0	0	0	0	14	16	4	3
Hunter Scantling	1.2	3	2	2	2	2	2	0	0	0	6	8	0	1
Tyler Everett	1.2	2	0	0	2	1	0	0	0	0	7	9	2	2
Robby Scott	1.0	0	0	0	1	0	0	0	0	0	3	4	0	3
Tye Buckley	1.0	0	0	0	0	0	0	0	0	0	3	3	1	1
Adam Simmons	0.0	1	0	0	1	0	0	0	0	0	1	2	0	0
Scott Sitz	1.0	0	0	0	1	1	0	0	0	0	3	4	2	0

GAME 55: CLEMSON 8, FLORIDA STATE 5 May 21, 2011 at Tallahassee, FL (Dick Howser)

Clemson (39-17,17-13 ACC)				Florida State (40-15,19-11 ACC)					
AB	R	H	RBI	AB	R	H	RBI		
Hinson 3b	4	1	1	2	Devon Travis 2b	3	0	0	0
Pohl dh	4	0	0	0	Rafael Lopez c	5	1	2	0
McGibbon ph	1	0	1	0	Mike McGee p/dh	3	1	0	0
Wilkerson pr	0	1	0	0	James Ramsey rf	4	1	1	3
Miller ss	3	0	1	0	Jayce Boyd 1b	4	1	2	1
Lamb cf	5	1	1	1	Sherman Johnson 3b	4	1	2	0
Shaffer 1b	4	2	1	1	Justin Gonzalez ss	3	0	0	0
Schaus lf	3	1	2	1	Stuart Tapley lf	4	0	1	1
Epps rf	2	1	1	0	Taiwan Easterling cf	3	0	0	0
Kieboom c	2	1	1	2					
Stolz 2b	4	0	0	0					
Totals	32	8	9	7	Totals	33	5	8	5

Score by Innings	1	2	3	4	5	6	7	8	9	R	H	E
Clemson	0	1	0	4	1	0	0	0	2	8	9	0
Florida State	0	0	0	3	0	0	0	2	0	5	8	2

E - Travis, D.(14); Easterling T(1). DP - Tigers 1; Seminoles 1. LOB - Tigers 7; Seminoles 7. 2B - Johnson, S. (2)(7). HR - HINSON(7); SHAFFER(10); Ramsey, J.(9); Boyd, J.(5). HBP - Travis, D. SH - Gonzalez, J.(2). SF - HINSON(5); KIEBOOM(6). SB - LAMB(13). CS - SCHAUS(8).

Clemson	ip	h	r	er	bb	so	wp	bk	hp	ibb	ab	bf	fo	go
Meyer	4.1	5	3	3	3	7	0	0	0	18	21	1	5	
Haselden W,5-1	2.2	0	0	0	1	0	0	0	0	1	7	9	5	2
Brady	1.0	3	2	2	0	0	0	0	0	0	5	6	1	2
Weismann S,6	1.0	0	0	0	0	0	0	0	0	0	3	3	2	

Florida State	ip	h	r	er	bb	so	wp	bk	hp	ibb	ab	bf	fo	go
Mike McGee L,2-3	3.1	2	5	4	6	2	2	0	0	0	11	18	3	5
Brian Busch	4.2	3	1	1	1	1	0	0	0	0	15	17	8	4
Daniel Bennett	1.0	4	2	2	1	1	0	0	0	0	6	7	0	1

GAME 56: NC STATE 7, FLORIDA STATE 0 May 25, 2011 at Durham, N.C. (Durham Bulls Ath Pk.) - ACC Tournament

NC State (34-23)				Florida State (40-16)					
AB	R	H	RBI	AB	R	H	RBI		
Brett Williams cf	3	1	2	1	Devon Travis 2b	4	0	1	0
Pratt Maynard c	4	1	1	0	Rafael Lopez c	3	0	1	0
Harold Riggins 1b	3	0	0	1	Mike McGee cf	4	0	0	0
Tarran Senay lf	3	1	0	0	James Ramsey rf	4	0	1	0
Cameron Conner ph/lf	1	0	0	0	Jayce Boyd 1b	3	0	1	0
Andrew Ciencin 3b	4	2	2	1	Sherman Johnson 3b	4	0	0	0
Danny Canela dh	3	0	1	1	Justin Gonzalez ss	3	0	0	0
Dylan Brown pr	0	0	0	0	Stuart Tapley lf	3	0	0	0
Matt Bergquist 2b	5	1	2	2	Seth Miller dh	2	0	0	0
John Gianis rf	3	0	1	0	Sean O'Brien ph	1	0	0	0
Chris Diaz ss	4	1	1	0					
Totals	33	7	10	6	Totals	31	0	4	0

Score by Innings	1	2	3	4	5	6	7	8	9	R	H	E
NC State	0	0	1	0	3	0	2	1	0	7	10	0
Florida State	0	0	0	0	0	0	0	0	0	0	4	2

E - McGee, M.(4); Ramsey, J.(1). DP - FS 3. LOB - ST 11; FS 6. 2B - Williams, B(12); Ciencin, A(10); Diaz, C(12); Lopez, R.(16); Boyd, J.(13). HR - Bergquist, M(4). HBP - Williams, B; Riggins, H; Canela, D. SH - Diaz, C(7). SF - Riggins, H(3).

NC State	ip	h	r	er	bb	so	wp	bk	hp	ibb	ab	bf	fo	go
Cory Mazzoni W,5-6	7.0	4	0	0	1	9	0	0	0	0	25	26	7	5
D.J. Thomas	2.0	0	0	0	1	2	0	0	0	0	6	7	1	3

Florida State	ip	h	r	er	bb	so	wp	bk	hp	ibb	ab	bf	fo	go
Robert Benincasa L,2-2	3.1	3	1	0	3	1	1	0	1	0	12	17	5	3
Mack Waugh	1.1	2	3	2	1	1	0	0	0	0	5	6	1	1
Gary Merians	2.1	2	2	2	2	2	0	0	1	0	8	12	2	3
Tyler Everett	0.1	2	1	1	0	1	0	0	1	0	3	4	0	0
Tye Buckley	0.1	0	0	0	0	1	0	0	0	0	1	1	0	0
Scott Sitz	1.1	1	0	0	1	2	0	0	0	0	4	5	1	0

GAME 57: FLORIDASTATE 6, CLEMSON 3 May 26, 2011 at Durham, N.C. (Durham Bulls Ath Pk.) - ACC Tournament

Florida State (41-17)				Clemson (40-18)					
AB	R	H	RBI	AB	R	H	RBI		
Devon Travis 2b	5	1	2	0	John Hinson 3b	5	0	1	0
Rafael Lopez c	4	1	1	1	Phil Pohl dh	5	1	2	0
Mike McGee cf	3	1	2	0	Brad Miller ss	4	0	1	1
James Ramsey rf	3	1	2	4	Will Lamb cf	4	1	2	0
Jayce Boyd 1b	5	1	1	0	Richie Shaffer 1b	4	0	0	0
Sherman Johnson 3b	3	0	1	0	Jeff Schaus lf	4	1	1	0
Justin Gonzalez ss	3	0	1	0	Chris Epps rf	2	0	1	1
Stuart Tapley lf	4	0	2	1	Jason Stolz 2b	2	0	1	1
Parker Brunelle dh	2	0	1	0	Dominic Attanasio ph	1	0	0	0
Taiwan Easterling pr	0	1	0	0	Spencer Kieboom c	3	0	1	0
Seth Miller ph	1	0	0	0	Jon McGibbon ph	0	0	0	0
Sean Gilmartin p	0	0	0	0	Justin Sarratt p	0	0	0	0
Brian Busch p	0	0	0	0	Scott Firth p	0	0	0	0
Daniel Bennett p	0	0	0	0	Joseph Moorefield p	0	0	0	0
					Alex Frederick p	0	0	0	0
					Kevin Brady p	0	0	0	0
					Scott Weismann p	0	0	0	0
Totals	33	6	13	6	Totals	34	3	10	3

Score by Innings	1	2	3	4	5	6	7	8	9	R	H	E
Florida State	1	0	0	1	0	2	2	0	0	6	13	0
Clemson	1	0	0	0	2	0	0	0	0	3	10	0

DP - FS 2; CU 3. LOB - FS 8; CU 8. 2B - McGee, M.(13); Pohl, P(19); Epps, C(6); Kieboom, S(10). 3B - Brunelle, P.(1). HR - Ramsey, J.(10). HBP - Brunelle, P. SH - McGee, M.(1). SF - Ramsey, J. (2)(5); Stolz, J.(5). SB - Epps, C(10).

Florida State	ip	h	r	er	bb	so	wp	bk	hp	ibb	ab	bf	fo	go
Sean Gilmartin W,11-1	6.0	7	3	3	2	3	0	0	0	0	24	27	11	4
Brian Busch	2.0	2	0	0	0	0	0	0	0	0	6	6	1	3
Daniel Bennett S,13	1.0	1	0	0	1	0	0	0	0	0	4	5	2	1

Clemson	ip	h	r	er	bb	so	wp	bk	hp	ibb	ab	bf	fo	go
Justin Sarratt L,7-2	5.0	6	4	4	3	0	1	0	1	0	16	22	7	5
Scott Firth	1.1	2	1	1	0	1	0	0	0	0	6	6	3	0
Joseph Moorefield	0.0	1	1	1	0	0	0	0	0	0	1	1	0	0
Alex Frederick	1.0	3	0	0	0	0	0	0	0	0	5	6	2	1
Kevin Brady	0.2	0	0	0	0	1	0	0	0	0	2	2	1	0
Scott Weismann	1.0	1	0	0	1	0	0	0	0	0	3	4	1	1

2011 BOX SCORES

GAME 58: GEORGIA TECH 2, FLORIDA STATE 4 May 28, 2011 at Durham, N.C. (Durham Bulls Ath Pk.) - ACC Tournament

Georgia Tech (40-19) AB	R	H	RBI	Florida State (42-16) AB	R	H	RBI
Kyle Wren cf	4	0	0	Devon Travis 2b	3	0	0
Jacob Esch ss	4	0	1	Rafael Lopez c	5	2	2
Matt Skole 3b	2	0	0	Mike McGee p/dh	3	1	1
Jake Davies 1b	3	0	0	James Ramsey rf	4	0	1
Daniel Palka dh	3	0	0	Jayce Boyd 1b	3	1	1
Mott Hyde 2b	4	1	1	Sherman Johnson 3b	2	0	0
Sam Dove lf	4	1	1	Justin Gonzalez ss	3	0	0
Brandon Thomas rf	2	0	2	Stuart Tapley lf	3	0	1
Zane Evans c	4	0	2	Taiwan Easterling cf	4	0	1
Connor Winn pr	0	0	0	Brian Busch p	0	0	0
Buck Farmer p	0	0	0	Daniel Bennett p	0	0	0
Dusty Isaacs p	0	0	0				
Devin Staton p	0	0	0				
Clay Dalton p	0	0	0				
DeAndre Smelter p	0	0	0				
Conner Kendrick p	0	0	0				
Totals	30	2	7	Totals	30	4	7

Score by Innings	1	2	3	4	5	6	7	8	9	R	H	E
Georgia Tech	0	0	0	0	0	0	2	0	0	2	7	2
Florida State	0	0	3	1	0	0	0	0	X	4	7	2

E - Hyde, M.(12); Farmer, B.(3); Lopez, R.(7); Boyd, J.(9). DP - FS 2. LOB - GT 9; FS 10. 2B - Thomas, B.(13); Lopez, R.(18). HBP - Esch, J. SH - Thomas, B.(7). SF - Gonzalez, J.(3). SB - Ramsey, J.(12). CS - McGee, M.(4).

Georgia Tech	ip	h	r	er	bb	so	wp	bk	hp	ibb	ab	bf	fo	go
Buck Farmer L,10-3	6.0	7	4	3	3	8	0	0	0	0	25	29	6	4
Dusty Isaacs	0.0	0	0	0	1	0	0	0	0	0	0	1	0	0
Devin Staton	0.1	0	0	0	0	0	0	0	0	0	1	1	0	0
Clay Dalton	0.1	0	0	0	2	0	0	0	0	0	0	2	0	0
DeAndre Smelter	1.0	0	0	0	1	0	0	0	0	0	3	4	1	2
Conner Kendrick	0.1	0	0	0	0	0	0	0	0	0	1	1	1	0

Florida State	ip	h	r	er	bb	so	wp	bk	hp	ibb	ab	bf	fo	go
Mike McGee W,3-3	5.1	2	0	0	5	3	0	0	0	0	17	22	7	4
Brian Busch	2.0	3	2	2	1	1	0	0	1	0	7	10	2	2
Daniel Bennett S,14	1.2	2	0	0	0	2	0	0	0	0	6	6	1	1

GAME 59: FLORIDA STATE 2, VIRGINIA 7 May 29, 2011 at Durham, N.C. (Durham Bulls Ath Pk.) - ACC Tournament

Florida State (42-17) AB	R	H	RBI	Virginia (49-9) AB	R	H	RBI
Devon Travis 2b	5	1	2	Chris Taylor ss	4	1	1
Rafael Lopez c	4	0	1	John Barr lf	3	2	1
Mike McGee cf	5	0	1	John Hicks c	4	2	2
James Ramsey rf	3	0	1	Steven Proscia 3b	4	1	1
Jayce Boyd 1b	3	0	0	Danny Hultzen p/dh	2	0	0
Sherman Johnson 3b	4	0	0	Colin Harrington ph	1	0	0
Justin Gonzalez ss	4	1	2	Kenny Swab cf	3	0	0
Stuart Tapley lf	1	0	0	Mitchell Shifflett cf	0	0	0
Scott Sitz p	0	0	0	David Coleman rf	3	0	1
Parker Brunelle ph	1	0	0	Jared King 1b	2	1	0
Gary Merians p	0	0	0	Keith Werman 2b	2	0	0
Robby Scott p	0	0	0	Justin Thompson p	0	0	0
Taiwan Easterling dh/lf	4	0	1	Kyle Crockett p	0	0	0
Hunter Scantling p	2	0	0	Tyler Wilson p	0	0	0
Totals	36	2	8	Totals	28	7	6

Score by Innings	1	2	3	4	5	6	7	8	9	R	H	E
Florida State	1	0	0	0	1	0	0	0	0	2	8	0
Virginia	2	0	0	3	2	0	X			7	6	2

E - Taylor, C.(15); Proscia, S.(5). DP - VA 1. LOB - FS 10; VA 1. 2B - Travis, D.(22). HR - Gonzalez, J.(7); Taylor, C.(2); Hicks, J.(6); Proscia, S.(7). HBP - Lopez, R.; Barr, J. SH - Werman, K.(21). CS - Coleman, D.(2).

Florida State	ip	h	r	er	bb	so	wp	bk	hp	ibb	ab	bf	fo	go
Hunter Scantling L,3-2	5.2	5	5	5	0	3	0	0	1	0	21	22	4	9
Scott Sitz	1.1	1	2	2	2	1	0	0	0	0	4	7	1	2
Gary Merians	0.2	0	0	0	0	1	0	0	0	0	2	2	0	1
Robby Scott	0.1	0	0	0	0	0	0	0	0	0	1	1	1	0

Virginia	ip	h	r	er	bb	so	wp	bk	hp	ibb	ab	bf	fo	go
Danny Hultzen W,10-3	6.0	6	2	2	1	5	0	0	1	0	24	26	7	5
Justin Thompson	1.1	2	0	0	1	0	0	0	0	0	7	8	2	2
Kyle Crockett	0.1	0	0	0	0	0	0	0	0	0	1	1	1	0
Tyler Wilson	1.1	0	0	0	0	2	0	0	0	0	4	4	2	0

GAME 60: BETHUNE-COOKMAN 5, FLORIDA STATE 6 Jun 3, 2011 at Tallahassee, FL (Dick Howser) - NCAA Tournament

Bethune-Cookman (36-24) AB	R	H	RBI	Florida State (43-17) AB	R	H	RBI
Paul Biocic dh	4	0	2	Devon Travis 2b	5	0	1
Alejandro Sanchez 2b	3	0	0	Rafael Lopez c	5	1	3
Peter O'Brien c	4	1	1	Mike McGee p/dh	4	0	1
Matt Wright rf	4	0	0	James Ramsey rf	4	1	1
Ryan Durrence 1b	4	2	3	Jayce Boyd 1b	5	2	2
Emmanuel Castro 3b	4	0	0	Sherman Johnson 3b	4	1	2
Brashad Johnson ss	4	1	3	Justin Gonzalez ss	3	0	0
DJ Leonard lf	4	1	1	Stuart Tapley lf	3	0	1
Brandon Turner cf	2	0	0	Parker Brunelle dh	2	0	1
Josh Johnson ph	1	0	0	Sean O'Brien ph	1	0	1
David Lee cf	0	0	0	Taiwan Easterling pr	0	1	0
Cesar Rivera ph	1	0	0	Hunter Scantling p	0	0	0
Scott Garner p	0	0	0	Mack Waugh p	0	0	0
Roman Lancara p	0	0	0	Brian Busch p	0	0	0
Jordan Dailey p	0	0	0	Daniel Bennett p	0	0	0
Totals	35	5	10	Totals	36	6	13

Score by Innings	1	2	3	4	5	6	7	8	9	R	H	E
Bethune-Cookman	0	1	0	0	2	2	0	0	0	5	10	1
Florida State	0	0	0	1	4	0	0	1	X	6	13	1

E - WRIGHT, M(4); Gonzalez, J.(11). DP - Seminoles 2. LOB - Wildcats 4; Seminoles 11. 2B - BIOCIC, PJ(5); Lopez, R.(18); Boyd, J.(14). HR - O'BRIEN, P(4); DURRENCE, R 2(10); LEONARD, DJ(6). HBP - Brunelle, P. SH - SANCHEZ, A(14). SB - Johnson, S.(10).

Bethune-Cookman	ip	h	r	er	bb	so	wp	bk	hp	ibb	ab	bf	fo	go
Scott Garner	5.0	10	5	5	2	2	0	0	1	0	24	27	8	4
Roman Lancara L,1-1	2.1	2	1	1	2	3	0	0	0	0	9	11	2	2
Jordan Dailey	0.2	1	0	0	0	1	1	0	0	0	3	3	1	0

Florida State	ip	h	r	er	bb	so	wp	bk	hp	ibb	ab	bf	fo	go
Hunter Scantling	4.1	7	3	3	0	7	0	0	0	0	18	19	0	5
Mack Waugh	1.1	3	2	2	0	0	0	0	0	0	7	7	1	2
Brian Busch W,6-2	2.1	0	0	0	0	4	0	0	0	0	7	7	1	2
Daniel Bennett S,15	1.0	0	0	0	0	2	0	0	0	0	3	3	0	1

GAME 61: FLORIDA STATE 9, ALABAMA 5 Jun 3, 2011 at Tallahassee, FL (Dick Howser) - NCAA Tournament

Florida State (44-17) AB	R	H	RBI	Alabama (34-27) AB	R	H	RBI
Devon Travis 2b	5	3	3	Taylor Dugas cf	5	0	1
Rafael Lopez c	4	2	2	Brock Bennett c	5	2	2
Mike McGee cf	4	0	0	Jared Reaves ss	4	1	2
James Ramsey rf	5	1	4	Austen Smith 1b	4	1	1
Jayce Boyd 1b	4	1	1	Josh Rosecrans dh	4	0	2
Sherman Johnson 3b	4	0	1	Brett Booth 3b	5	0	2
Justin Gonzalez ss	4	0	0	Andrew Miller rf	3	0	0
Stuart Tapley lf	4	1	1	Brett Whitaker ph	1	0	0
Taiwan Easterling dh	3	1	1	Hunter Gregory lf	0	0	0
Parker Brunelle ph/dh	2	0	0	Brandt Hendricks lf/rf	3	1	1
Sean Gilmartin p	0	0	0	Josh Sanders 2b	3	0	1
Brian Busch p	0	0	0	Adam Morgan p	0	0	0
Daniel Bennett p	0	0	0	Taylor Wolfe p	0	0	0
				Trey Pilkington p	0	0	0
Totals	39	9	13	Totals	37	5	12



2011 BOX SCORES

Score by Innings	1	2	3	4	5	6	7	8	9	R	H	E
Florida State	1	0	3	0	0	4	0	1	0	9	13	1
Alabama	2	0	2	1	0	0	0	0	0	5	12	1

E - Travis, D.(16); Reaves(11). DP - Seminoles 1; Crimson Tide 2. LOB - Seminoles 9; Crimson Tide 10. 2B - Travis, D.(24); Ramsey, J.(19); Boyd, J.(16); Johnson, S.(19); Bennett(8); Rosecrans(7); Hendricks(8). HBP - Smith. SH - Sanders(10). SB - Lopez, R.(10).

Florida State	ip	h	r	er	bb	so	wp	bk	hp	ibb	ab	bf	fo	go
Sean Gilmartin W,12-1	7.0	12	5	5	2	6	1	0	0	0	31	34	5	8
Brian Busch	1.0	0	0	0	1	1	0	0	0	0	3	4	0	2
Daniel Bennett	1.0	0	0	0	0	3	0	0	1	0	3	4	0	0

Alabama	ip	h	r	er	bb	so	wp	bk	hp	ibb	ab	bf	fo	go
Adam Morgan L,5-7	5.2	11	8	8	3	5	2	0	0	0	28	31	7	4
Taylor Wolfe	0.0	0	0	0	2	0	1	0	0	0	0	2	0	0
Trey Pilkington	3.1	2	1	1	1	1	0	0	0	0	11	12	6	2

GAME 62: ALABAMA 1, FLORIDA STATE 11

Jun 5, 2011 at Tallahassee, FL (Dick Howser) - NCAA Tournament

Alabama (35-28)	AB	R	H	RBI	Florida State (45-17)	AB	R	H	RBI
Taylor Dugas cf	4	1	2	1	Devon Travis 2b	4	0	0	1
Brock Bennett c	4	0	0	0	Rafael Lopez c	3	1	1	1
Jared Reaves ss	4	0	0	0	Parker Brunelle ph/c	1	0	0	0
Austen Smith 1b	3	0	0	0	Mike McGee p/dh	5	0	3	3
Jon Kelton ph	1	0	0	0	James Ramsey rf/cf	4	2	3	0
Josh Rosecrans dh/p	2	0	0	0	Jayce Boyd 1b	5	2	2	2
David Kindred	1	0	0	0	Sherman Johnson 3b	3	2	2	1
Brett Booth 3b	4	0	1	0	Justin Gonzalez ss	5	0	2	2
Andrew Miller rf	3	0	1	0	Stuart Tapley lf	3	2	2	0
Brandt Hendricks lf	3	0	1	0	Taiwan Easterling cf	4	2	4	1
Josh Sanders 2b	3	0	0	0	Robby Stahl ph/rf	1	0	0	0
Adam Windsor p	0	0	0	0	Scott Sitz p	0	0	0	0
Brett Whitaker p	0	0	0	0					
Trey Pilkington p	0	0	0	0					
Tucker Hawley p	0	0	0	0					
Totals	32	1	5	1	Totals	38	11	19	11

Score by Innings	1	2	3	4	5	6	7	8	9	R	H	E
Alabama	0	0	0	0	1	0	0	0	0	1	5	1
Florida State	0	3	0	3	2	0	0	3	X	11	19	0

E - Miller(2). DP - Crimson Tide 3. LOB - Crimson Tide 5; Seminoles 12. 2B - Miller(8); McGee, M. 3(16); Boyd, J.(16); Gonzalez, J. 2(12); Easterling T(5). HR - Dugas(8); Boyd, J.(6). HBP - Rosecrans; Lopez, R.. SF - Travis, D.(2); Lopez, R.(3).

Alabama	ip	h	r	er	bb	so	wp	bk	hp	ibb	ab	bf	fo	go
Adam Windsor L,3-3	1.0	3	3	3	3	0	0	0	0	0	6	9	0	2
Brett Whitaker	2.1	3	3	3	2	2	1	0	1	0	8	12	3	1
Josh Rosecrans	1.2	4	2	2	1	0	0	0	0	0	8	10	4	1
Trey Pilkington	2.0	8	3	3	0	1	0	0	0	0	12	12	2	1
Tucker Hawley	1.0	1	0	0	0	1	0	0	0	0	4	4	1	1

Florida State	ip	h	r	er	bb	so	wp	bk	hp	ibb	ab	bf	fo	go
Mike McGee W,4-3	5.0	3	1	1	0	3	0	0	1	0	18	19	9	3
Scott Sitz S,1	4.0	2	0	0	0	3	0	0	0	0	14	14	3	6

GAME 63: TEXAS A&M 6, FLORIDA STATE 2

Jun 11, 2011 at Tallahassee, FL (Dick Howser) - NCAA Super Regional

Texas A&M (46-19)	AB	R	H	RBI	Florida State (45-18)	AB	R	H	RBI
Tyler Naquin rf	4	0	1	1	Devon Travis 2b	4	1	2	0
Krey Bratsen cf	4	1	0	0	Rafael Lopez c	4	0	3	0
Matt Juengel dh	4	1	1	1	Mike McGee cf	4	0	0	1
Jacob House 1b	3	1	1	1	James Ramsey rf	4	0	3	0
Adam Smith 3b	2	1	0	0	Jayce Boyd 1b	4	1	1	1
Charlie Curl 2b	1	0	0	0	Sherman Johnson 3b	4	0	0	0
Kevin Gonzalez c	3	0	0	0	Justin Gonzalez ss	4	0	0	0
Brandon Wood lf	4	1	2	2	Stuart Tapley lf	4	0	0	0
Kenny Jackson ss	3	1	2	1	Taiwan Easterling dh	3	0	0	0
Andrew Collazo 2b/3b	4	0	0	0	Parker Brunelle ph	1	0	0	0
Ross Stripling p	0	0	0	0	Sean Gilmartin p	0	0	0	0
Kyle Martin p	0	0	0	0	Robert Benincasa p	0	0	0	0
Nick Fleece p	0	0	0	0	Robby Scott p	0	0	0	0
					Tyler Everett p	0	0	0	0
					Tye Buckley p	0	0	0	0
					Mack Waugh p	0	0	0	0
Totals	32	6	7	6	Totals	36	2	9	2

Score by Innings	1	2	3	4	5	6	7	8	9	R	H	E
Texas A&M	1	0	0	0	0	4	1	0	0	6	7	1
Florida State	1	0	0	0	1	0	0	0	0	2	9	2

E - Naquin(4); Johnson, S.(11); Gonzalez, J.(12). LOB - Aggies 5; Seminoles 10. 2B - Jackson(9); Travis, D.(24). HR - Juengel(7); Boyd, J.(7). HBP - Lopez, R.. SH - Gonzalez(9); Jackson(8). SF - House(4); McGee, M.(4). SB - Bratsen(30). CS - Naquin(7).

Texas A&M	ip	h	r	er	bb	so	wp	bk	hp	ibb	ab	bf	fo	go
Ross Stripling W,14-2	7.0	7	2	2	1	8	1	0	0	0	28	30	7	6
Kyle Martin	1.0	1	0	0	0	1	0	0	0	0	4	4	1	1
Nick Fleece	1.0	1	0	0	0	0	0	0	1	0	4	5	1	2

Florida State	ip	h	r	er	bb	so	wp	bk	hp	ibb	ab	bf	fo	go
Sean Gilmartin L,12-2	7.0	6	5	5	1	8	0	0	0	0	26	28	6	6
Robert Benincasa	0.1	0	1	1	1	0	0	0	0	0	1	2	1	0
Robby Scott	0.1	0	0	0	0	0	1	0	0	0	0	1	1	0
Tyler Everett	0.1	1	0	0	0	0	0	0	0	0	3	3	0	1
Tye Buckley	0.1	0	0	0	0	0	0	0	0	0	1	1	0	1
Mack Waugh	0.2	0	0	0	1	1	0	0	0	1	2	3	0	1

GAME 64: FLORIDA STATE 23, TEXAS A&M 9

Jun 12, 2011 at Tallahassee, FL (Dick Howser) - NCAA Super Regional

Florida State (46-18)	AB	R	H	RBI	Texas A&M (46-20)	AB	R	H	RBI
Devon Travis 2b	5	3	2	0	Tyler Naquin rf	5	1	2	0
Rafael Lopez c	5	0	0	0	Krey Bratsen cf	2	1	0	1
Parker Brunelle c	0	1	0	0	Scott Arthur ph/cf	1	0	0	0
Mike McGee p/dh	4	1	1	1	Matt Juengel dh	3	1	2	1
Robby Stahl pr/dh	2	2	0	0	Troy Stein ph	1	0	0	0
James Ramsey rf	6	2	2	1	Jacob House 1b	4	2	1	1
Jayce Boyd 1b	4	5	4	3	Adam Smith 3b	2	2	1	0
Jack Posey 1b	1	0	0	0	Charlie Curl 2b	1	0	1	0
Sherman Johnson 3b	3	3	0	1	Kevin Gonzalez c	2	0	0	1
Sean O'Brien 3b	0	0	0	0	Gregg Alcazar c	2	0	1	2
Justin Gonzalez ss	3	3	2	6	Brandon Wood lf	4	0	1	2
Stuart Tapley lf	4	2	3	5	Jace Statum ph	1	0	0	0
Taiwan Easterling cf	4	1	2	2	Kenny Jackson ss	4	1	1	1
Seth Miller ph/cf	0	0	0	0	Andrew Collazo 2b/3b	4	1	2	0
Scott Sitz p	0	0	0	0	Derrick Hadley p	0	0	0	0
Mack Waugh p	0	0	0	0	Brandon Parrent p	0	0	0	0
					Joaquin Hinojosa p	0	0	0	0
					Steve Martin p	0	0	0	0
					Dylan Mendoza p	0	0	0	0
Totals	41	23	16	19	Totals	36	9	12	9

Score by Innings	1	2	3	4	5	6	7	8	9	R	H	E
Florida State	5	1	2	2	0	4	2	7	0	23	16	1
Texas A&M	0	0	6	0	0	0	3	0	0	9	12	4



2011 BOX SCORES

E - O'Brien, S.(3); Naquin(6); Smith(12); Jackson(11); Hinojosa(3). DP - Seminoles 2. LOB - Seminoles 9; Aggies 9. 2B - Travis, D. 2(28); Boyd, J.(18); Gonzalez, J.(14); Naquin(24); Juengel(14); Wood(8). HR - Boyd, J.(9); Gonzalez, J.(9); Tapley, S. 2(8). HBP - Brunelle, P.; Ramsey, J.; Johnson, S.; Miller, S.; Collazo. SF - Gonzalez, J.(4); Tapley, S.(2); Juengel(5); Gonzalez(5). SB - Boyd, J.(11); Easterling T(7); Bratsen(32); Juengel(15).

Florida State	ip	h	r	er	bb	so	wp	bk	hp	ibb	ab	bf	fo	go
Mike McGee	2.0	2	4	4	4	1	0	0	0	0	7	11	3	1
Scott Sitz W,4-2	4.0	7	5	5	2	4	0	0	1	0	17	22	4	4
Mack Waugh S,2	3.0	3	0	0	0	4	1	0	0	0	12	12	3	1

Texas A&M	ip	h	r	er	bb	so	wp	bk	hp	ibb	ab	bf	fo	go
Derrick Hadley L,0-1	1.0	5	6	6	1	0	1	0	2	0	6	10	2	0
Brandon Parrent	2.2	3	4	4	4	1	0	0	0	0	11	15	4	3
Joaquin Hinojosa	1.2	5	4	4	1	1	1	0	0	0	10	11	1	3
Steve Martin	2.0	1	4	3	3	2	1	0	0	0	7	10	3	1
Dylan Mendoza	1.2	2	5	3	3	2	1	0	2	0	7	13	3	0

GAME 65: FLORIDA STATE 2, TEXAS A&M 11

Jun 13, 2011 at Tallahassee, FL (Dick Howser) - NCAA Super Regional

Florida State (46-19)	AB	R	H	RBI	Texas A&M (47-20)	AB	R	H	RBI
Devon Travis 2b	2	0	0	0	Tyler Naquin rf	5	2	2	0
Rafael Lopez c	3	0	1	1	Krey Bratsen cf	3	1	0	0
Mike McGee cf	3	0	0	0	Matt Juengel dh	3	1	1	1
James Ramsey rf	4	0	0	0	Jacob House 1b	3	2	2	2
Jayce Boyd 1b	4	0	1	0	Adam Smith 3b	2	2	2	2
Sherman Johnson 3b	4	0	0	0	Charlie Curl 2b	1	0	0	0
Justin Gonzalez ss	3	0	0	0	Kevin Gonzalez c	4	1	1	2
Robby Stahl ph	0	0	0	0	Brandon Wood lf	5	0	1	1
Stuart Tapley lf	3	1	1	1	Kenny Jackson ss	4	1	2	1
Parker Brunelle ph	1	0	1	0	Andrew Collazo 2b/3b	3	1	0	0
Taiwan Easterling dh	2	1	0	0	Michael Wacha p	0	0	0	0
Sean Gilmartin ph	1	0	0	0	Kyle Martin p	0	0	0	0
Hunter Scantling p	0	0	0	0	Nick Fleece p	0	0	0	0
Brian Busch p	0	0	0	0					
Daniel Bennett p	0	0	0	0					
Gary Merians p	0	0	0	0					
Totals	30	2	4	2	Totals	33	11	11	9

Score by Innings	1	2	3	4	5	6	7	8	9	R	H	E
Florida State	5	1	2	2	0	4	2	7	0	23	16	1
Texas A&M	0	0	6	0	0	0	3	0	0	9	12	4

E - Bennett, D.(3). DP - Seminoles 1; Aggies 1. LOB - Seminoles 7; Aggies 10. 2B - Lopez, R.(20); Smith(11); Gonzalez(11). HR - Tapley, S.(8); Smith(7). HBP - Juengel; Smith. SH - Collazo(11).

Florida State	ip	h	r	er	bb	so	wp	bk	hp	ibb	ab	bf	fo	go
Hunter Scantling L,3-3	0.0	2	4	4	2	0	0	0	0	0	2	4	0	0
Brian Busch	3.1	4	4	4	4	1	1	0	1	0	13	19	0	9
Daniel Bennett	3.2	4	3	2	3	4	0	0	1	0	15	19	2	5
Gary Merians	1.0	1	0	0	0	1	0	0	0	0	3	3	0	1

Texas A&M	ip	h	r	er	bb	so	wp	bk	hp	ibb	ab	bf	fo	go
Michael Wacha W,9-3	7.1	3	2	2	5	8	0	0	0	0	24	29	7	6
Kyle Martin	0.2	0	0	0	0	0	0	0	0	0	2	2	1	1
Nick Fleece	1.0	1	0	0	1	0	0	0	0	0	4	5	1	2



2012

SEMINOLE BASEBALL

2011 ACC SEASON IN REVIEW

2011 FINAL STANDINGS

	Conference						Overall							
	W	L	T	Pct	Hm	Rd	W	L	T	Pct	Hm	Rd	Neu	Div
Atlantic														
\$ Florida State	19	11	0	.633	10-5	9-6	46	19	0	.708	29-9	13-8	4-2	10-5
Clemson	17	13	0	.567	9-6	8-7	43	20	0	.683	28-9	11-8	4-3	10-5
NC State	15	15	0	.500	10-5	5-10	35	27	0	.565	23-11	9-11	3-5	10-5
Wake Forest	15	15	0	.500	7-8	8-7	25	31	0	.446	13-14	11-13	1-4	9-6
Boston College	7	22	0	.241	3-11	4-11	17	33	0	.340	5-12	6-21	6-0	2-13
Maryland	5	25	0	.167	3-12	2-13	21	35	0	.375	15-16	6-19	0-0	4-11
Coastal														
#SVirginia	22	8	0	.733	12-3	10-5	56	12	0	.824	35-5	13-5	8-2	10-5
Georgia Tech	22	8	0	.733	12-3	10-5	42	21	0	.667	26-10	15-8	1-3	10-5
North Carolina	20	10	0	.667	13-2	7-8	51	16	0	.761	36-3	11-9	4-4	11-4
Miami	19	10	0	.655	9-6	10-4	38	23	0	.623	23-12	11-10	4-1	8-7
Virginia Tech	11	19	0	.367	3-12	8-7	30	25	0	.545	14-17	14-8	2-0	3-12
Duke	7	23	0	.233	6-9	1-14	26	30	0	.464	21-13	5-17	0-0	3-12

Clinched ACC Championship Title; \$ Denotes ACC Divisional Champion; Record vs. Non-Conference Opponents: 238-100, .704

2011 NCAA TOURNAMENT RESULTS

Regionals, June 3-6

Atlanta Regional

- Austin Peay 2, Georgia Tech 1
- Georgia Tech 6, Southern Mississippi 2
- Georgia Tech 12, Austin Peay 2
- Mississippi State 7, Georgia Tech 3

Chapel Hill Regional

- North Carolina 4, Maine 0
- North Carolina 14, James Madison 0
- North Carolina 9, James Madison 3

Charlottesville Regional

- Virginia 6, Navy 0
- Virginia 10, St. John's 2
- Virginia 13, East Carolina 1

Clemson Regional

- Clemson 11, Sacred Heart 1
- Clemson 12, Coastal Carolina 7
- Connecticut 7, Clemson 6
- Connecticut 14, Clemson 1

Columbia Regional

- Stetson 8, NC State 7
- NC State 5, Georgia Southern 2
- Stetson 5, NC State 3

Gainesville Regional

- Miami 7, Jacksonville 2
- Florida 5, Miami 4
- Miami 6, Jacksonville 3
- Florida 11, Miami 4

Tallahassee Regional

- Florida State 6, Bethune-Cookman 5
- Florida State 9, Alabama 5
- Florida State 11, Alabama 1

Super Regionals, June 10-13

Super Regional at Chapel Hill, N.C.

- North Carolina 5, Stanford 2
- North Carolina 7, Stanford 5

Super Regional at Charlottesville, Va.

- Virginia 6, UC Irvine 0
- UC Irvine 6, Virginia 4
- Virginia 3, UC Irvine 2

Super Regional at Tallahassee, Fla.

- Texas A&M 6, Florida State 2
- Florida State 23, Texas A&M 9
- Texas A&M 11, Florida State 2

College World Series, June 18-28

College World Series at Omaha, Neb.

- Virginia 4, California 1
- South Carolina 7, Virginia 1
- Virginia 8, California 1
- South Carolina 3, Virginia 2 (13)
- Vanderbilt 7, North Carolina 3
- North Carolina 3, Texas 0
- Vanderbilt 5, North Carolina 1

2011 ACC TOURNAMENT RESULTS

Durham Bulls Athletic Park - Durham, N.C.

Wednesday, May 25

- #6 Clemson 9, #3 Georgia Tech 0
- #1 Virginia 13, #8 Wake Forest 1 (7 innings)
- #7 NC State 7, #2 Florida State 0

Thursday, May 26

- #5 Miami 7, #4 North Carolina 5
- Florida State 6, Clemson 3
- Georgia Tech 6, NC State 5 (15 innings)

Friday, May 27

- Virginia 6, Miami 4

Saturday, May 28

- Florida State 4, Georgia Tech 2
- Clemson 6, NC State 3
- North Carolina 9, Wake Forest 0
- Miami 4, Wake Forest 2
- Virginia 3, North Carolina 2

Sunday, May 29 - Championship Game

- Virginia 7, Florida State 2

2011 ACC ALL-TOURNAMENT TEAM

	Sr.	C	Florida State
Rafael Lopez	Sr.	1B	North Carolina
Jesse Wierzbicki	So.	2B	Miami
Zeke DeVoss	Jr.	3B	Virginia (MVP)
Steven Proscia	So.	SS	Virginia
Chris Taylor	Sr.	OF	Clemson
Chris Epps	Sr.	OF	Virginia
Kenny Swab	Jr.	OF	Florida State
James Ramsey	Sr.	UT	Florida State
Mike McGee	Sr.	SP	North Carolina
Patrick Johnson	Jr.	SP	NC State
Cory Mazzoni	Jr.	RP	NC State

ACC INDIVIDUAL ACCOLADES

Player of the Year
Brad Miller, Clemson

Pitcher of the Year
Danny Hultzen, Virginia

Freshman of the Year
Colin Moran, North Carolina

Coach of the Year
Brian O'Connor, Virginia

Scholar-Athlete of the Year
James Ramsey, Florida State

FSU ACC PERFORMERS OF THE WEEK

James Ramsey, OF	Week 1 - February 21
Mike McGee, OF	Week 2 - February 28
Sean Gilmartin, SP	Week 3 - March 7
Sean Gilmartin, SP	Week 10 - April 25
Mike McGee, OF/DH/P	Week 12 - May 9
Sean Gilmartin, SP	Week 12 - May 9

2011 ALL-ACC FIRST TEAM

John Hicks	Jr.	C	Virginia
Pratt Maynard	Jr.	C	NC State
Richie Shaffer	So.	1B	Clemson
Devon Travis	So.	2B	Florida State
Colin Moran	Fr.	3B	North Carolina
Steven Proscia	Jr.	3B	Virginia
Brad Miller	Jr.	SS	Clemson
James Ramsey	Jr.	OF	Florida State
Kyle Wren	Fr.	OF	Georgia Tech
David Coleman	Sr.	OF	Virginia
Andrew Rash	So.	OF	Virginia Tech
Mike McGee	Sr.	DH/UT	Florida State
Sean Gilmartin	Jr.	SP	Florida State
Mark Pope	Jr.	SP	Georgia Tech
Danny Hultzen	Jr.	SP	Virginia
Branden Kline	So.	RP	Virginia

2011 ALL-ACC SECOND TEAM

Rafael Lopez	Sr.	C	Florida State
Jake Davies	Jr.	1B	Georgia Tech
Tommy Coyle	So.	2B	North Carolina
Matt Skole	Jr.	3B	Georgia Tech
Levi Michael	Jr.	SS	North Carolina
Jeff Schaus	Sr.	OF	Clemson
Will Lamb	Jr.	OF	Clemson
Nathan Melendres	Jr.	OF	Miami
John Barr	Sr.	OF	Virginia
Phil Pohl	Jr.	DH/UT	Clemson
Jed Bradley	Jr.	SP	Georgia Tech
Buck Farmer	So.	SP	Georgia Tech
Patrick Johnson	Sr.	SP	North Carolina
Tyler Wilson	Sr.	SP	Virginia
Tim Cooney	So.	SP	Wake Forest
Daniel Bennett	Sr.	RP	Florida State

2011 ACC ACADEMIC TEAM

Kyle Prohovich, BC	Brad Zapenas, BC
Kevin Brady, CU	Matt Campbell, CU
Scott Firth, CU	David Haselden, CU
Spencer Kieboom, CU	Brad Miller, CU
Phil Pohl, CU	Kevin Pohle, CU
Justin Sarratt, CU	Richie Shaffer, CU
Jason Stolz, CU	Chase Bebout, DU
Robert Huber, DU	Dennis O'Grady, DU
David Perkins, DU	Will Pivnicka-Worms, DU
Robert Benincasa, FSU	Parker Brunelle, FSU
James Ramsey, FSU	Devon Travis, FSU
Luke Bard, GT	Jed Bradley, GT
Sam Dove, GT	Jacob Esch, GT
Zane Evans, GT	Brandon Thomas, GT
Kyle Convisar, MD	Brian Holberton, UNC
Shane Taylor, UNC	Ethan Ogburn, NCS
DJ Thomas, NCS	Vance Williams, NCS
Danny Hultzen, UVA	Whit Mayberry, UVA
Tyler Wilson, UVA	Cody Winiarski, UVA
Chad Pinder, VT	Andrew Rash, VT
Michael Seaborn, VT	



2011 ACC STATS

TEAM BATTING

	G	Avg	OBpct	Slug	AB	R	H	2B	3B	HR	RBI	BB	SO	SB	SBA	S	SF
1. Clemson	63	.318	.406	.460	2158	449	687	127	17	48	401	304	376	106	140	28	46
2. Virginia	68	.304	.387	.413	2334	471	709	148	16	25	432	237	348	90	124	60	37
3. Georgia Tech	63	.303	.384	.442	2231	406	677	132	17	48	377	263	456	67	84	30	27
4. Virginia Tech	55	.294	.365	.485	1925	369	565	132	28	60	334	173	362	50	71	32	26
5. Florida State	65	.293	.408	.450	2250	474	660	152	9	61	428	381	490	76	96	23	34
6. North Carolina	67	.287	.394	.416	2258	452	647	123	26	39	411	358	397	83	104	35	34
7. NC State	62	.279	.372	.403	2122	369	593	126	13	37	332	264	452	31	46	32	19
8. Miami	61	.275	.376	.394	1988	333	547	114	12	33	298	282	433	98	127	71	22
9. Duke	56	.270	.352	.359	1862	287	502	99	19	10	255	190	401	84	109	36	28
10. Boston College	50	.258	.331	.355	1674	210	432	90	15	14	196	161	353	27	55	14	10
11. Maryland	56	.247	.342	.327	1835	245	454	78	4	20	217	205	407	92	122	34	17
12. Wake Forest	56	.225	.335	.362	1855	273	417	97	4	50	251	272	522	97	119	16	24

TEAM PITCHING

	G	ERA	BAvg	W	L	IP	H	R	ER	BB	SO	CG	HR	ShO	SV	BB/9	SO/9
1. Virginia	68	2.24	.213	56	12	612.0	465	182	152	155	664	3	23	16	21	2.28	9.76
2. Georgia Tech	63	2.76	.231	42	21	568.0	489	245	174	210	540	8	25	7	9	3.33	8.56
3. North Carolina	67	3.29	.246	51	16	598.1	547	247	219	221	597	3	26	8	18	3.32	8.98
4. Miami	61	3.31	.229	38	23	543.1	454	247	200	190	503	0	26	2	21	3.15	8.33
5. Clemson	63	3.32	.239	43	20	558.1	496	247	206	183	486	1	28	7	16	2.95	7.83
6. Florida State	65	3.81	.247	46	19	584.0	539	290	247	243	493	1	39	6	24	3.74	7.60
7. NC State	62	4.14	.254	35	27	552.2	533	298	254	208	484	1	42	4	11	3.39	7.88
8. Virginia Tech	55	4.57	.268	30	25	490.0	499	289	249	244	428	1	23	4	10	4.48	7.86
9. Duke	56	4.70	.285	26	30	495.2	533	308	259	226	424	0	17	4	9	4.10	7.70
10. Wake Forest	56	4.71	.281	25	31	498.1	550	332	261	213	406	1	39	2	6	3.85	7.33
11. Maryland	56	5.24	.260	21	35	495.0	488	333	288	337	442	0	22	4	8	6.13	8.04
12. Boston College	50	5.63	.290	17	33	434.2	491	307	272	204	288	1	34	3	7	4.22	5.96

INDIVIDUAL BATTING - MIN 2.5 AB/TEAM GAME

	CL	G	Avg	OBpct	Slug	AB	R	H	2B	3B	HR	RBI	BB	SO	SB-SBA	S	SF
1. Brad Miller-CU	JR	56	.395	.498	.559	195	53	77	11	3	5	50	40	34	21-26	2	3
2. James Ramsey-FS	JR	65	.364	.442	.580	250	58	91	18	3	10	67	31	52	11-14	2	5
3. David Coleman-VA	SR	63	.362	.427	.459	185	37	67	12	0	2	40	10	23	8-10	7	3
4. Will Lamb-CU	JR	59	.348	.389	.471	227	46	79	11	4	3	39	18	43	13-17	2	6
5. Matt Skole-GT	JR	61	.348	.445	.545	233	56	81	16	0	10	58	44	33	1-4	0	5
6. Jake Davies-GT	JR	61	.347	.416	.482	222	39	77	13	1	5	35	29	48	0-0	2	4
7. Jeff Kremer-DU	SO	56	.347	.462	.442	199	37	69	14	1	1	19	40	28	3-5	1	4
8. Jayce Boyd-FS	SO	65	.343	.423	.543	245	44	84	17	4	8	60	36	33	10-12	3	7
9. Kyle Wren-GT	FR	63	.340	.412	.445	265	57	90	11	7	1	32	30	32	16-23	3	2
10. Zeke DeVoss-UM	SO	61	.340	.491	.456	215	59	73	13	3	2	27	57	30	32-42	4	4
11. Andrew Rash-VT	SO	51	.335	.416	.707	191	49	64	17	0	18	53	18	50	4-7	0	2
12. Colin Moran-NC	FR	67	.335	.442	.540	248	46	83	20	2	9	71	47	33	2-4	3	3
13. Phil Pohl-CU	JR	60	.333	.391	.482	228	43	76	22	0	4	33	17	29	5-7	3	5
14. John Hicks-VA	JR	68	.332	.373	.502	277	52	92	21	1	8	59	18	19	5-9	0	8
15. John Hinson-CU	JR	60	.331	.388	.514	245	62	81	12	3	9	41	24	34	23-29	4	5
16. Devon Travis-FS	SO	60	.329	.455	.519	231	58	76	26	0	6	33	45	32	5-9	3	2

INDIVIDUAL PITCHING - MIN 1.0 IP/TEAM GAME

	CL	G	GS	ERA	BAvg	W-L	IP	H	R	ER	BB	SO	CG	HR	ShO	SV	BB/9	SO/9
1. Danny Hultzen-VA	JR	18	18	1.37	.184	12-3	118.0	76	26	18	23	165	0	3	0	0	1.75	12.58
2. Mark Pope-GT	JR	16	16	1.74	.218	11-4	113.2	91	28	22	24	88	5	5	3	0	1.90	6.97
3. Will Roberts-VA	JR	18	17	1.79	.216	11-2	105.2	80	27	21	14	93	3	4	3	0	1.19	7.92
4. Sean Gilmartin-FS	JR	18	17	2.09	.209	12-2	120.1	92	41	28	21	130	1	6	0	0	1.57	9.72
5. David Haselden-CU	JR	25	4	2.23	.236	6-1	76.2	65	30	19	14	49	0	2	0	3	1.64	5.75
6. Tyler Wilson-VA	SR	19	16	2.24	.200	10-0	104.1	75	29	26	22	124	0	5	0	0	1.90	10.70
7. Kent Emanuel-NC	FR	20	16	2.33	.246	9-1	104.1	96	30	27	23	89	2	3	1	0	1.98	7.68
8. Patrick Johnson-NC	SR	18	17	2.47	.212	13-2	113.0	85	33	31	32	125	1	4	1	0	2.55	9.96
9. Justin Sarratt-CU	SR	18	13	2.57	.238	7-2	80.2	72	29	23	14	65	0	4	0	0	1.56	7.25
10. Steven Ewing-UM	SO	13	12	2.66	.202	8-2	74.1	52	26	22	23	77	0	7	0	0	2.78	9.32
11. Eric Whaley-UM	SO	16	16	2.70	.234	7-5	93.1	81	36	28	22	82	0	5	0	0	2.12	7.91
12. Marcus Stroman-DU	SO	17	8	2.80	.241	3-4	64.1	59	21	20	21	90	0	1	0	4	2.94	12.59
13. Buck Farmer-GT	SO	16	16	2.82	.235	11-3	108.1	95	47	34	31	106	2	5	0	0	2.58	8.81
14. Cody Winiarski-VA	SR	19	13	2.92	.220	6-4	77.0	60	28	25	23	58	0	1	0	1	2.69	6.78
15. Brian Holmes-WF	SO	15	11	3.00	.233	3-4	69.0	58	28	23	28	66	0	0	0	0	3.65	8.61



2011 ACC STATS

HITS	CL	G	H	H/G
1. John Hicks-VA	JR	68	92	1.35
2. James Ramsey-FS	JR	65	91	1.40
3. Kyle Wren-GT	FR	63	90	1.43
4. Steven Proscia-VA	JR	68	88	1.29
5. Chris Taylor-VA	SO	68	87	1.28
6. Tommy Coyle-NC	SO	67	84	1.25
Jacob Esch-GT	JR	63	84	1.33
Jayce Boyd-FS	SO	65	84	1.29
9. Colin Moran-NC	FR	67	83	1.24
3 tied with 81 hit(s)				

RUNS SCORED	CL	G	R	R/G
1. Chris Taylor-VA	SO	68	63	.93
2. Richie Shaffer-CU	SO	63	62	.98
John Hinson-CU	JR	60	62	1.03
4. Zeke DeVoss-UM	SO	61	59	.97
5. Devon Travis-FS	SO	60	58	.97
James Ramsey-FS	JR	65	58	.89
7. Tommy Coyle-NC	SO	67	57	.85
Mike McGee-FS	SR	63	57	.90
Kyle Wren-GT	FR	63	57	.90
10. Matt Skole-GT	JR	61	56	.92

HOME RUNS	CL	G	HR	HR/G
1. Andrew Rash-VT	SO	51	18	.35
2. Richie Shaffer-CU	SO	63	13	.21
Rony Rodriguez-UM	JR	61	13	.21
4. Daniel Palka-GT	FR	63	12	.19
Mac Williamson-WF	SO	56	12	.21
6. Carlos Lopez-WF	JR	51	11	.22
7. Matt Skole-GT	JR	61	10	.16
Mike McGee-FS	SR	63	10	.16
James Ramsey-FS	JR	65	10	.15
Chris Epps-CU	SR	61	10	.16

DOUBLES	CL	G	2B	2B/G
1. Devon Travis-FS	SO	60	26	.43
2. Jacob Esch-GT	JR	63	23	.37
3. Phil Pohl-CU	JR	60	22	.37
4. Pratt Maynard-ST	JR	62	21	.34
John Hicks-VA	JR	68	21	.31
6. Colin Moran-NC	FR	67	20	.30
Jeff Schaus-CU	SR	63	20	.32
Michael Seaborn-VT	SR	55	20	.36
9. Rafael Lopez-FS	SR	60	19	.32
Steven Proscia-VA	JR	68	19	.28

TRIPLES	CL	G	3B	3B/G
1. Kyle Wren-GT	FR	63	7	.11
2. Tim Smalling-VT	SR	54	6	.11
Chris Marconcini-DU	FR	55	6	.11
4. Brett Williams-ST	JR	62	4	.06
Will Lamb-CU	JR	59	4	.07
Chaz Frank-NC	SO	65	4	.06
Ben Bunting-NC	SR	67	4	.06
Ronnie Shaban-VT	JR	54	4	.07
Chad Pinder-VT	FR	37	4	.11
Jayce Boyd-FS	SO	65	4	.06

RUNS BATTED IN	CL	G	RBI	RBI/G
1. Colin Moran-NC	FR	67	71	1.06
2. James Ramsey-FS	JR	65	67	1.03
3. Jayce Boyd-FS	SO	65	60	.92
4. Steven Proscia-VA	JR	68	59	.87
John Hicks-VA	JR	68	59	.87
6. Matt Skole-GT	JR	61	58	.95
Mike McGee-FS	SR	63	58	.92
8. Richie Shaffer-CU	SO	63	55	.87
9. Andrew Rash-VT	SO	51	53	1.04
2 tied with 52 RBI(s)				

STOLEN BASES	CL	G	SB	SB/G
1. Zeke DeVoss-UM	SO	61	32	.52
2. Steven Brooks-WF	SR	56	30	.54
3. Nathan Melendres-UM	JR	56	24	.43
4. John Hinson-CU	JR	60	23	.38
5. Will Piwnica-Worms-DU	JR	54	21	.39
Brad Miller-CU	JR	56	21	.38
7. Alfredo Rodriguez-MD	JR	56	20	.36
8. Brandon Thomas-GT	SO	63	19	.30
9. Tommy Coyle-NC	SO	67	18	.27
2 tied with 17 stolen base(s)				

TOTAL BASES	CL	G	TB	TB/G
1. James Ramsey-FS	JR	65	145	2.23
2. John Hicks-VA	JR	68	139	2.04
3. Andrew Rash-VT	SO	51	135	2.65
4. Colin Moran-NC	FR	67	134	2.00
5. Jayce Boyd-FS	SO	65	133	2.05
Steven Proscia-VA	JR	68	133	1.96
7. Jacob Esch-GT	JR	63	129	2.05
Daniel Palka-GT	FR	63	129	2.05
9. Richie Shaffer-CU	SO	63	128	2.03
10. Matt Skole-GT	JR	61	127	2.08

WALKS	CL	G	BB	BB/G
1. Sherman Johnson-FS	JR	65	59	.91
2. Zeke DeVoss-UM	SO	61	57	.93
3. Pat Blair-WF	SO	53	52	.98
4. Steven Brooks-WF	SR	56	51	.91
5. Levi Michael-NC	JR	65	49	.75
6. Colin Moran-NC	FR	67	47	.70
7. Mike McGee-FS	SR	63	46	.73
8. Devon Travis-FS	SO	60	45	.75
3 tied with 44 walk(s)				

ON BASE PERCENTAGE	CL	G	AB	H	BB	HBP	SF	OB%
1. Brad Miller-CU	JR	56	195	77	40	3	3	.498
2. Zeke DeVoss-UM	SO	61	215	73	57	11	4	.491
3. Jeff Kremer-DU	SO	56	199	69	40	6	4	.462
4. Devon Travis-FS	SO	60	231	76	45	10	2	.455
5. Matt Skole-GT	JR	61	233	81	44	1	5	.445
6. James Ramsey-FS	JR	65	250	91	31	8	5	.442
7. Colin Moran-NC	FR	67	248	83	47	3	3	.442
8. Richie Shaffer-CU	SO	63	222	70	44	7	3	.438
9. Rafael Lopez-FS	SR	60	212	69	36	8	3	.436
10. Mike McGee-FS	SR	63	234	75	46	5	4	.436

SEMINOLES



2011 ACC STATS

SLUGGING PERCENTAGE		CL	G	AB	H	2B	3B	HR	SLUG%
1.	Andrew Rash-VT	SO	51	191	64	17	0	18	.707
2.	Rony Rodriguez-UM	JR	61	198	61	16	1	13	.596
3.	James Ramsey-FS	JR	65	250	91	18	3	10	.580
4.	Richie Shaffer-CU	SO	63	222	70	15	2	13	.577
5.	Brad Miller-CU	JR	56	195	77	11	3	5	.559
6.	Daniel Palka-GT	FR	63	232	69	18	3	12	.556
7.	Tim Smalling-VT	SR	54	220	69	14	6	9	.555
8.	Matt Skole-GT	JR	61	233	81	16	0	10	.545
9.	Jayce Boyd-FS	SO	65	245	84	17	4	8	.543
10.	Colin Moran-NC	FR	67	248	83	20	2	9	.540

WINS		CL	G	W	L
1.	Patrick Johnson-NC	SR	18	13	2
2.	Sean Gilmartin-FS	JR	18	12	2
	Danny Hultzen-VA	JR	18	12	3
4.	Will Roberts-VA	JR	18	11	2
	Buck Farmer-GT	SO	16	11	3
	Mark Pope-GT	JR	16	11	4
7.	Tyler Wilson-VA	SR	19	10	0
8.	Kent Emanuel-NC	FR	20	9	1
	Bryan Radziewski-UM	FR	16	9	2
	2 tied with 8 victory(s)				

INNINGS PITCHED		CL	G	IP	IP/G
1.	Sean Gilmartin-FS	JR	18	120.1	6.69
2.	Danny Hultzen-VA	JR	18	118.0	6.56
3.	Cory Mazzoni-ST	JR	16	114.2	7.17
4.	Mark Pope-GT	JR	16	113.2	7.10
5.	Patrick Johnson-NC	SR	18	113.0	6.28
6.	Buck Farmer-GT	SO	16	108.1	6.77
7.	Will Roberts-VA	JR	18	105.2	5.87
8.	Tyler Wilson-VA	SR	19	104.1	5.49
	Kent Emanuel-NC	FR	20	104.1	5.22
10.	Tim Cooney-WF	SO	14	98.2	7.05

STRIKEOUTS		CL	G	SO	SO/G
1.	Danny Hultzen-VA	JR	18	165	12.58
2.	Cory Mazzoni-ST	JR	16	137	10.75
3.	Sean Gilmartin-FS	JR	18	130	9.72
4.	Patrick Johnson-NC	SR	18	125	9.96
5.	Tyler Wilson-VA	SR	19	124	10.70
6.	Buck Farmer-GT	SO	16	106	8.81
	Jed Bradley-GT	JR	16	106	9.73
8.	Marc Zecchino-VT	JR	14	97	10.27
9.	Will Roberts-VA	JR	18	93	7.92
10.	Bryan Radziewski-UM	FR	16	92	9.07

APPEARANCES		CL	APP	GS	W	L	SV
1.	Daniel Bennett-FS	SR	39	0	3	1	15
2.	Sam Robinson-UM	JR	37	0	1	1	6
3.	Greg Holt-NC	SR	33	2	7	2	2
4.	Branden Kline-VA	SO	32	0	4	1	18
	Tate Parrish-NC	FR	32	0	0	0	0
	R.C. Orlan-NC	SO	32	0	2	0	0
	Michael Morin-NC	SO	32	6	4	2	10
8.	Chris Overman-ST	SO	30	0	6	3	7
9.	Adam Sargent-UM	FR	29	0	2	2	0
	3 tied with 28 appearance(s)						

SAVES		CL	G	SV
1.	Branden Kline-VA	SO	32	18
2.	Daniel Miranda-UM	JR	28	15
	Daniel Bennett-FS	SR	39	15
4.	Michael Morin-NC	SO	32	10
5.	Luke Bard-GT	SO	25	8
6.	Chris Overman-ST	SO	30	7
	Scott Weismann-CU	JR	24	7
8.	Garret Smith-BC	SR	17	6
	Sam Robinson-UM	JR	37	6
	2 tied with 5 save(s)			

GAMES STARTED		CL	APP	GS	W	L	SV
1.	Danny Hultzen-VA	JR	18	18	12	3	0
2.	Sean Gilmartin-FS	JR	18	17	12	2	0
	Will Roberts-VA	JR	18	17	11	2	0
	Patrick Johnson-NC	SR	18	17	13	2	0
	8 tied with 16 game(s) started						

SHUTOUTS		CL	G	SHO
1.	Will Roberts-VA	JR	18	3
	Mark Pope-GT	JR	16	3
3.	Patrick Johnson-NC	SR	18	1
	Cory Mazzoni-ST	JR	16	1
	Kent Emanuel-NC	FR	20	1
	Joe Parsons-VT	SR	15	1

COMPLETE GAMES		CL	APP	GS	CG	W	L
1.	Mark Pope-GT	JR	16	16	5	11	4
2.	Will Roberts-VA	JR	18	17	3	11	2
3.	Buck Farmer-GT	SO	16	16	2	11	3
	Kent Emanuel-NC	FR	20	16	2	9	1
	8 tied with 1 complete game(s)						

OPP. BATTING AVERAGE		CL	G	AB	H	AVG.
1.	Danny Hultzen-VA	JR	18	412	76	.184
2.	E.J. Encinosa-UM	SO	16	300	59	.197
3.	Tyler Wilson-VA	SR	19	375	75	.200
4.	Steven Ewing-UM	SO	13	258	52	.202
5.	Eric Potter-MD	SR	18	231	48	.208
6.	Sean Gilmartin-FS	JR	18	440	92	.209
7.	Patrick Johnson-NC	SR	18	401	85	.212
8.	Cory Mazzoni-ST	JR	16	428	91	.213
9.	Will Roberts-VA	JR	18	371	80	.216
10.	Mark Pope-GT	JR	16	418	91	.218

TEAM FIELDING		PO	A	E	PCT	DP
1.	North Carolina	1795	607	51	.47	.979
2.	Virginia	1836	616	54	.52	.978
3.	Boston College	1304	538	44	.46	.977
4.	NC State	1658	623	59	.53	.975
5.	Florida State	1752	717	71	.58	.972
6.	Duke	1487	540	60	.40	.971
7.	Clemson	1675	566	70	.52	.970
8.	Virginia Tech	1470	594	65	.59	.969
9.	Maryland	1485	563	72	.34	.966
10.	Georgia Tech	1704	663	84	.52	.966
11.	Wake Forest	1495	593	83	.43	.962
12.	Miami	1630	683	92	.45	.962



© 2011 Hillerich & Bradsby Co., Louisville, KY. All rights reserved. Exogrid is a Registered Trademark of Vitek Sports.

SEMINOLES



PROVEN ON THE CHAMPIONSHIP TRAIL.

For decades, America's top teams have earned championship after championship using TPX® technology from Louisville Slugger®. Now we've taken that technology to a new level with the BBCOR Certified Z-1000, Exogrid 2 and Omaha.

For a closer look at TPX performance technology, check out our technology video links today. You'll see why so many top teams and players swing Louisville Slugger TPX.



THE OFFICIAL BAT OF AMERICA'S PASTIME.™

www.slugger.com

**BBCOR
CERTIFIED .50**

Certified for high school and college play



Watch our Performance Technology videos. Scan here or go to slugger.com.



Check out the Louisville Slugger app for iPhone.



2012 OPPONENTS

HOFSTRA PRIDE

Location..... Hempstead, NY
 Enrollment..... 12,100
 Colors..... Gold, White and Blue
 Nickname..... Pride
 Conference..... Colonial Athletic
 Home Field/Capacity..... University Field/600
 Interim Head Coach..... John Russo (West Alabama '00)
 Record at Hofstra/Years..... First Year
 Career Coaching Record/Years..... First Year
 Assistant Coaches..... Kelly Haynes (Lenoir-Rhyne '96)
 Vincent Calasuona
 2011 Overall Record..... 15-32
 2011 Conference Record/Finish..... 12-18/t-8th
 2011 Postseason Results..... none
 Top Returnees..... Danny Poma (OF) .382 avg, 16 2B, 20 SB
 David D'Errico (RHP) 5-6, 4.48 ERA, 82.1 IP
 Series Record..... Florida State leads 13-0-0
 Baseball SID..... Len Skoros
 SID E-mail..... leonard.m.skoros@hofstra.edu
 SID Phone..... 516-463-4602
 Press Box Phone..... 516-463-1896
 Web site..... www.gohofstra.com

JACKSONVILLE DOLPHINS

Location..... Jacksonville, Fla.
 Enrollment..... 3,436
 Colors..... Green and Gold
 Nickname..... Dolphins
 Conference..... Atlantic Sun
 Home Field/Capacity..... John Sessions Stadium/3,000
 Head Coach..... Terry Alexander (Florida State '77)
 Record at Jacksonville/Years..... 695-552-2/21 years
 Career Coaching Record/Years..... 695-552-2/21 years
 Associate Head Coach..... Tim Montez (Pepperdine '84)
 Assistant Coach..... Tommy Murphy (FAU '00)
 2011 Overall Record..... 37-24
 2011 Conference Record/Finish..... 19-11/2nd
 2011 Postseason Results..... 1-2 (Gainesville Regional)
 Letterman Returning/Lost..... 20/9
 Position Starters Returning/Lost..... 6/4
 Pitchers Returning/Lost..... 10/3
 Top Returnees. Adam Brett Walker (IF /Jr) .409 avg, 13 HR, 75 RBI
 Daniel Gulbransen (OF/Jr) .370 avg, 18 2B, 52 RBI
 Series Record..... Florida State leads 117-37-0
 Baseball SID..... Brian DeLettre
 SID E-mail..... tdelett@ju.edu
 SID Phone..... 904-256-7478
 Press Box Phone..... 904-256-7478
 Web site..... www.judolphins.com

FIU PANTHERS

Location..... Miami, Fla.
 Enrollment..... 46,100
 Colors..... Blue and Gold
 Nickname..... Panthers
 Conference..... Sun Belt
 Home Field/Capacity..... FIU Baseball Stadium (2,000)
 Head Coach..... Turtle Thomas (High Point '75)
 Record at FIU/Years..... 130-103-1/4 years
 Career Coaching Record/Years..... 130-103-1/4 years
 Associate Head Coach..... Frank Damas (St. Thomas '07)
 Assistant Coach..... Drew French (Concordia '06)
 2011 Overall Record..... 40-20-1
 2011 Conference Record/Finish..... 20-9-1/2nd
 2011 Postseason Results..... 0-2 (Chapel Hill Regional)
 Letterman Returning/Lost..... 18/11
 Position Starters Returning/Lost..... 5/4
 Pitchers Returning/Lost..... 4/3
 Top Returnees..... Pablo Bermudez (CF) .373 avg, 87 H, 63 R
 R.J. Fondon (LHP) 6-6, 3.05 ERA, 97.1 IP
 Series Record..... Florida State leads 14-5-0
 Baseball SID..... Mathew Ratner
 SID E-mail..... mratner@fiu.edu
 SID Phone..... 305-348-1496
 Press Box Phone..... 561-441-8057
 Web site..... www.FIUSports.com

MAINE BLACK BEARS

Location..... Orono, Maine
 Enrollment..... 12,500
 Colors..... Blue and White
 Nickname..... Black Bears
 Conference..... America East
 Home Field/Capacity..... Mahaney Diamond/4,400
 Head Coach..... Steve Trimper (Eastern Conn. State '92)
 Record at Maine/Years..... 176-150-2/6 years
 Career Coaching Record/Years..... 348-324-4/13 years
 Assistant Coaches..... Jason Spaulding (Vermont '00)
 Billy Cather (Maine '09)
 2011 Overall Record..... 33-24
 2011 Conference Record/Finish..... 18-6/2nd
 2011 Postseason Results..... 1-2 (Chapel Hill Regional)
 Letterman Returning/Lost..... 18/6
 Position Starters Returning/Lost..... 7/2
 Pitchers Returning/Lost..... 8/5
 Top Returnees..... Michael Fransoso (INF) .318 avg, 16 2B, 33 RBI
 Jeffrey Gibbs (RHP) 8-5, 3.42 ERA, 69K
 Series Record..... Florida State leads 6-0-0
 Baseball SID..... Laura Reed
 SID E-mail..... laura.reed@umit.maine.edu
 SID Phone..... 207-581-3643
 Press Box Phone..... 207-478-4256
 Web site..... www.goblackbears.com



2012 OPPONENTS

UCF KNIGHTS

Location.....	Orlando, Fla.
Enrollment.....	58,587
Colors.....	Black and Gold
Nickname.....	Knights
Conference.....	Conference USA
Home Field/Capacity.....	Jay Bergman Field/3,330
Head Coach.....	Terry Ronney (Radford '96)
Record at UCF/Years.....	94-80/4 years
Career Coaching Record/Years.....	94-80/4 years
Assistant Head Coach.....	Joe Mercadante (Florida '03)
Assistant Coach.....	Ryan Klosterman (Vanderbilt '04)
2011 Overall Record.....	39-23
2011 Conference Record/Finish.....	12-12/4th
2011 Postseason Results.....	1-2 (Tallahassee Regional)
Letterman Returning/Lost.....	14/11
Position Starters Returning/Lost.....	6/3
Pitchers Returning/Lost.....	8/10
Top Returnees.....	D.J. Hicks (1B) .351 avg, 14 HR, 66 RBI Ray Hanson (RHP) 4-2, 3.47 ERA, 57.0 IP
Series Record.....	Florida State leads 21-5-0
Baseball SID.....	Eric DeSalvo
E-mail.....	edesalvo@athletics.ucf.edu
SID Phone.....	407-823-6489
Press Box Phone.....	407-519-0428
Web site.....	www.ucfathletics.com

DUKE BLUE DEVILS

Location.....	Durham, N.C.
Enrollment.....	6,504
Colors.....	Dark Blue and White
Nickname.....	Blue Devils
Conference.....	Atlantic Coast (Coastal Division)
Home Field/Capacity.....	Durham Bulls Athletic Park/10,000
Head Coach.....	Sean McNally (Duke '94)
Record at Duke/Years.....	171-164-1/6 years
Career Coaching Record/Years.....	171-164-1/6 years
Assistant Coaches.....	Edwin Thompson (Webber '03) Sean Snedeker (Texas A&M '90)
2011 Overall Record.....	26-30
2011 Conference Record/Finish.....	7-23/6th Coastal
2011 Postseason Results.....	none
Letterman Returning/Lost.....	20/7
Position Starters Returning/Lost.....	8/1
Pitchers Returning/Lost.....	4/2
Top Returnees.....	Jeff Kremer (C/DH) .347, 14 2B, 19 RBI Marcus Stroman (RHP) 3-4, 2.80 ERA, 90 SO
Series Record.....	Florida State leads 65-19-0
Baseball SID.....	Lee Aldridge
SID E-mail.....	laldridge@duaa.duke.edu
SID Phone.....	919-668- 4543
Press Box Phone.....	
Web site.....	www.GoDuke.com

FLORIDA GATORS

Location.....	Gainesville, Fla.
Enrollment.....	52,271
Colors.....	Orange and Blue
Nickname.....	Gatoers
Conference.....	Southeastern
Home Field/Capacity.....	McKethan Stadium at Perry Field/5,500
Head Coach.....	Kevin O'Sullivan (Virginia '91)
Record at Florida/Years.....	176-82/4 years
Career Coaching Record/Years.....	176-82/4 years
Assistant Coaches.....	Craig Bell (North Florida '89) Brad Weitzel (Georgia '83)
2011 Overall Record.....	53-19
2011 Conference Record/Finish.....	22-8/t-1st East
2011 Postseason Results.....	8-3 (College World Series Runner-Up)
Letterman Returning/Lost.....	18/12
Position Starters Returning/Lost.....	7/2
Pitchers Returning/Lost.....	9/6
Top Returnees.....	Mike Zunino (C) .371, 98H, 67 RBI Hudson Randall (RHP) 11-3, 2.17 ERA, 124.1 IP
Series Record.....	Florida State leads 123-97-1
Baseball SID.....	John Hines
SID E-mail.....	johnh@gators.ufl.edu
SID Phone.....	352-375-4683 x6130
Press Box Phone.....	352-375-4683 x4355, 4356
Web site.....	www.gatorzone.com

VIRGINIA CAVALIERS

Location.....	Charlottesville, Va.
Enrollment.....	20,399
Colors.....	Orange and Blue
Nickname.....	Cavaliers, Wahoos, 'Hoos
Conference.....	Atlantic Coast (Coastal Division)
Home Field/Capacity.....	Davenport Field at UVa Baseball Stadium/5,074
Head Coach.....	Brian O' Connor (Creighton '93)
Record at Virginia/Years.....	372-130-1/9 years
Career Coaching Record/Years.....	372-130-1/9 years
Associate Head Coach.....	Kevin McMullan (IU of Pennsylvania '90)
Assistant Coach.....	Karl Kuhn (Florida '92)
2011 Overall Record.....	56-12
2011 Conference Record/Finish.....	22-8/t-1st Coastal
2011 Postseason Results.....	7-3 (College World Series)
Letterman Returning/Lost.....	18/12
Position Starters Returning/Lost.....	4/5
Pitchers Returning/Lost.....	10/5
Top Returnees.....	Chris Taylor (INF) .305, 2 HR, 49 RBI Branden Kline (RHP) 4-1, 1.88 ERA 18 Saves, 56K
Series Record.....	Florida State leads 45-19-0
Baseball SID.....	Andy Fledderjohann
SIDE-mail.....	fledder@virginia.edu
SID Phone.....	434-982-5131
Press Box Phone.....	434-244-4071
Web site.....	www.VirginiaSports.com



2012 OPPONENTS

STETSON HATTERS

Location..... DeLand, Fla.
 Enrollment..... 2,741
 Colors..... Hunter Green and White
 Nickname..... Hatters
 Conference..... Atlantic Sun
 Home Field/Capacity..... Melching Field at Conrad Park/2,500
 Head Coach..... Pete Dunn (Stetson '72)
 Record at Stetson/Years..... 1,167-739-3/32 years
 Career Coaching Record/Years..... 1,167-739-3/32 years
 Assistant Coaches..... Chris Roberts (Florida State '92)
 Mark Leavitt (Princeton '88)
 2011 Overall Record..... 43-20
 2011 Conference Record/Finish..... 23-7/1st
 2011 Postseason Results..... 1-2 (Columbia Regional)
 Letterman Returning/Lost..... 25/8
 Position Starters Returning/Lost..... 7/2
 Pitchers Returning/Lost..... 6-0
 Top Returnees..... Nick Rickles (C) .347 avg, 12 HR, 62 RBI
 Kurt Schluter (RHP) 8-0, 1.40 ERA, 55 K
 Series Record..... Florida State leads 45-21-0
 Baseball SID..... Ricky Hazel
 SID E-mail..... jhazel@stetson.edu
 SID Phone..... 386-822-8130
 Press Box Phone..... 386-736-7360
 Web site..... www.gohatters.com

WAKE FOREST DEMON DEACONS

Location..... Winston-Salem, N.C.
 Enrollment..... 4,569
 Colors..... Old Gold and Black
 Nickname..... Demon Deacons
 Conference..... Atlantic Coast (Atlantic Division)
 Home Field/Capacity..... Wake Forest Baseball Park/6,000
 Head Coach..... Tom Walter (Georgetown, '91)
 Record at Wake Forest/Years..... 43-68/2 years
 Career Coaching Record/Years..... 469-396/16 years
 Assistant Coaches..... Dennis Healy (George Washington '96)
 Bill Ciento (Siena '03)
 2011 Overall Record..... 25-31
 2011 Conference Record/Finish..... 15-15/t-3rd Atlantic
 2011 Postseason Results..... none
 Letterman Returning/Lost..... 24/7
 Position Starters Returning/Lost..... 8/1
 Pitchers Returning/Lost..... 4/0
 Top Returnees..... Mac Williamson (OF) .273 avg, 12 HR, 49 RBI
 Tim Conney (LHP), 7-3, 3.01 ERA, 91 K
 Series Record..... Florida State leads 77-20-0
 Baseball SID..... Steven Wright
 SID E-mail..... wrights@wfu.edu
 SID Phone..... 336-758-4120
 Press Box Phone..... 336-759-7373
 Web site..... www.wakeforestsports.com

VIRGINIA TECH HOKIES

Location..... Blacksburg, Va.
 Enrollment..... 31,000
 Colors..... Chicago Maroon and Burnt Orange
 Nickname..... Hokies
 Conference..... Atlantic Coast (Coastal Division)
 Home Field/Capacity..... English Field/4,000
 Head Coach..... Pete Hughes (Davidson '90)
 Record at Virginia Tech/Years..... 148-131/5 years
 Career Coaching Record/Years..... 450-342-2/15 years
 Assistant Coaches..... Patrick Mason (Northeastern '07)
 Mike Kunigonis (American International '01)
 2011 Overall Record..... 30-25
 2011 Conference Record/Finish..... 11-19/5th Coastal
 2011 Postseason Results..... none
 Letterman Returning/Lost..... 17/7
 Position Starters Returning/Lost..... 6/3
 Pitchers Returning/Lost..... 3/1
 Top Returnees..... Andrew Rash (OF), .335 avg, 18 HR, 53 RBI
 Marc Zecchino (RHP), 6-5, 4.66 ERA, 97K
 Series Record..... Florida State leads 36-8-0
 Baseball SID..... Marc Mullen
 SID E-mail..... marcm@vt.edu
 SID Phone..... 540-998-5900
 Press Box Phone..... 540-231-8974
 Web site..... www.hokiesports.com

FLORIDA GULF COAST EAGLES

Location..... Ft. Myers, Fla.
 Enrollment..... 13,000
 Colors..... Emerald Green and Cobalt Blue
 Nickname..... Eagles
 Conference..... Atlantic Sun
 Home Field/Capacity..... Swanson Stadium/1,500
 Head Coach..... Dave Tollett (Tusculum '88)
 Record at FGCU/Years..... 331-165-2 /9 years
 Career Coaching Record/Years..... 331-165-2 /9 years
 Associate Head Coach..... Rusty McKee (North Florida '00)
 Assistant Coach..... Forrest Martin (Southwestern '03)
 2011 Overall Record..... 27-28
 2011 Conference Record/Finish..... 16-14/7th
 2011 Postseason Results..... none
 Letterman Returning/Lost..... 5/9
 Position Starters Returning/Lost..... 3/6
 Pitchers Returning/Lost..... 2/2
 Top Returnees..... Mike Reeves (C), .314 avg, 55 H, 29 RBI
 Ricky Knapp (RHP), 5-1, 5.06 ERA, 51 K
 Series Record..... Florida State leads 4-0-0
 Baseball SID..... Patrick Pierson/Caleb Baker
 SID E-mail..... ppierson@fgcu.edu/cbaker/fgcu.edu
 SID Phone..... 239-590-7061/239-590-7097
 Press Box Phone..... 239-590-7061
 Web site..... www.FGCUathletics.com



2012 OPPONENTS

GEORGIA TECH YELLOW JACKETS

Location..... Atlanta, Ga.
 Enrollment..... 20,291
 Colors..... Old Gold and White
 Nickname..... Yellow Jackets, Rambling Wreck
 Conference..... Atlantic Coast (Coastal Division)
 Home Field/Capacity..... Russ Chandler Stadium/4,157
 Head Coach..... Danny Hall (Miami, Ohio '77)
 Record at Georgia Tech/Years..... 779-349-1/18 years
 Career Coaching Record/Years..... 987-466-1/24 years
 Assistant Coaches..... Bryan Prince (Georgia Tech '05)
 Tom Kinkelaar (Miami, Ohio '77)
 2011 Overall Record..... 42-21
 2011 Conference Record/Finish..... 22-8/t-1st Coastal
 2011 Postseason Results..... 2-2 (Atlanta Regional)
 Letterman Returning/Lost..... 23/11
 Position Starters Returning/Lost..... 7/2
 Pitchers Returning/Lost..... 2/2
 Top Returnees..... Jake Davies (1B), .347 avg, 35 RBI, 39 R
 Buck Farmer (RHP), 11-3, 2.82 ERA, 108K
 Series Record..... Florida State leads 64-40-0
 Baseball SID..... Mike DeGeorge
 SID E-mail..... mdegeorge@athletics.gatech.edu
 SID Phone..... 404-894-5445
 Press Box Phone..... 404-894-3167
 Web site..... www.ramblinwreck.com

BOSTON COLLEGE EAGLES

Location..... Chestnut Hill, Mass.
 Enrollment..... 14,640
 Colors..... Maroon and Gold
 Nickname..... Eagles
 Conference..... Atlantic Coast (Atlantic Division)
 Home Field/Capacity..... Eddie Pellagrini Diamond at Shea Field/1,000
 Head Coach..... Mike Gambino (Boston College '00)
 Record at Boston College/Years..... 17-33/1 year
 Career Coaching Record/Years..... 17-33/1 year
 Assistant Coaches..... Scott Friedholm (Providence '98)
 Steve Englert (Boston College '87)
 2011 Overall Record..... 17-33
 2011 Conference Record/Finish..... 7-22/5th Atlantic
 2011 Postseason Results..... none
 Letterman Returning/Lost..... 18/9
 Position Starters Returning/Lost..... 13/7
 Pitchers Returning/Lost..... 8/6
 Top Returnees.. Anthony Melchionda (INF) .304 avg, 17 2B, 34 RBI
 Nate Bayuk (LHP) 4-4, 5.82 ERA, 35 K
 Series Record..... Florida State leads 16-3-0
 Baseball SID..... Zanna Ollove
 SID E-mail..... ollove@bc.edu
 SID Phone..... 617-552-2004
 Press Box Phone..... 617-552-0530
 Web site..... www.bceagles.com

NORTH GEORGIA COLLEGE SAINTS

Location..... Dahlonega, Ga.
 Enrollment..... 6,100
 Colors..... Royal Blue and White
 Nickname..... Saints
 Conference..... Peach Belt (Division II)
 Home Field/Capacity..... Bob Stein Stadium/500
 Head Coach..... Tom Cantrell (DeKalb '85)
 Record at North Georgia/Years..... 475-256/12 years
 Career Coaching Record/Years..... 652-308/16 years
 Assistant Coaches..... Chris Widing (Charleston Southern)
 Nick Palmer (North Georgia '09)
 2011 Overall Record..... 34-20
 2011 Conference Record/Finish..... 10-14/t-3rd West Division
 2011 Postseason Results..... none
 Letterman Returning/Lost..... 13/11
 Position Starters Returning/Lost..... 6/3
 Pitchers Returning/Lost..... 7/8
 Top Returnees..... Terrell Jones (OF), .328 avg, 57 H, 27 RBI
 Blake Hobby (RHP), 7-3, 1.76 ERA, 88K
 Series Record..... First Meeting
 Baseball SID..... David Bell
 SID E-mail..... jdbell@northgeorgia.edu
 SID Phone..... 706-867-3250
 Press Box Phone..... 404-513-9272
 Web site..... www.SaintsSports.com

MIAMI HURRICANES

Location..... Coral Gables, Fla.
 Enrollment..... 14,078
 Colors..... Orange, Green and White
 Nickname..... Hurricanes
 Conference..... Atlantic Coast (Coastal Division)
 Home Field/Capacity.... Alex Rodriguez Park at Mark Light Field/3,678
 Head Coach..... Jim Morris (Elon '73)
 Record at Miami/Years..... 814-321-3/18 years
 Career Coaching Record/Years..... 1,449-606-4/33 years
 Assistant Coaches..... Gino DiMare (Miami '98)
 J.D. Arteaga (Miami '02)
 2011 Overall Record..... 38-23
 2011 Conference Record/Finish..... 19-10/4th Coastal
 2011 Postseason Results..... 2-2 (Gainesville Regional)
 Letterman Returning/Lost..... 18/13
 Position Starters Returning/Lost..... 5/4
 Pitchers Returning/Lost..... 8/6
 Top Returnees..... Rony Rodriguez (INF) .308 avg, 13 HR, 44 RBI
 Bryan Radziewski (LHP) 9-2, 3.35 ERA, 92 K
 Series Record..... Florida State leads 140-121-4
 Baseball SID..... Camron Ghorbi
 E-mail..... c.ghorbi@miami.edu
 Office Phone..... 305-284-3244
 Press Box Phone..... (305-284-8192
 Web site..... www.hurricanesports.com



2012 OPPONENTS

RHODE ISLAND RAMS

Location..... Kingston, R.I.
 Enrollment..... 16,002
 Colors..... Keaney Blue, Navy Blue and White
 Nickname..... Rams
 Conference..... Atlantic 10
 Home Field/Capacity..... Bill Beck Field /1,000
 Head Coach..... Jim Foster (Providence '93)
 Record at Rhode Island/Years..... 187-141-5/6 years
 Career Coaching Record/Years..... 187-141-5/6 years
 Assistant Coaches..... Raphael Cerrato (Rhode Island '94)
 Eric Cirella (Salve Regina '05)
 2011 Overall Record..... 31-22
 2011 Conference Record/Finish..... 16-8/2nd
 2011 Postseason Results..... none
 Letterman Returning/Lost..... 25/10
 Position Starters Returning/Lost..... 6/2
 Pitchers Returning/Lost..... 11/6
 Top Returnees..... Jeff Cammans (OF) .349 avg, 30 RBI, 22 SB
 Chris Pickering (LHP) 4-3, 4.11 ERA, 41 K
 Series Record..... First Meeting
 Baseball SID..... Jodi Pontbriand
 SID E-mail..... jpontbriand@mail.uri.edu
 SID Phone..... 401-874-5356
 Press Box Phone..... 401-481-6648
 Web site..... www.gorhody.com

MARYLAND TERRAPINS

Location..... College Park, Md.
 Enrollment..... 37,641
 Colors..... Red, White, Black and Gold
 Nickname..... Terrapins
 Conference..... Atlantic Coast (Atlantic Division)
 Home Field/Capacity..... Bob Turtle Smith Stadium/2,500
 Head Coach..... Erik Bakich (East Carolina '00)
 Record at Maryland/Years..... 38-74/2 years
 Career Coaching Record/Years..... 38-74/2 years
 Assistant Coaches..... Sean Kenny (Eastern Michigan '97)
 Dan Burton (Louisville '08)
 2011 Overall Record..... 21-35
 2011 Conference Record/Finish..... 5-25/6th Atlantic
 2011 Postseason Results..... none
 Letterman Returning/Lost..... 21/10
 Position Starters Returning/Lost..... 8/0
 Pitchers Returning/Lost..... 8/5
 Top Returnees..... Ryan Holland (2B) .282 avg, 9 2B, 30 RBI
 Brett Harman (RHP) 5-8, 4.50 ERA, 91K
 Series Record..... Florida State leads 62-4-0
 Baseball SID..... Justin Moore
 SID E-mail..... moore@umd.edu
 SID Phone..... 301-314-7068
 Press Box Phone..... 301-314-0379
 Web site..... www.umterps.com

CLEMSON TIGERS

Location..... Clemson, S.C.
 Enrollment..... 19,453
 Colors..... Clemson Orange and Regalia
 Nickname..... Tigers
 Conference..... Atlantic Coast (Atlantic Division)
 Home Field/Capacity..... Doug Kingsmore Stadium/6,346
 Head Coach..... Jack Leggett (Maine '76)
 Record at Clemson/Years..... 812-376-1/18 years
 Career Coaching Record/Years..... 1,189-666-1/32 years
 Assistant Coaches..... Dan Pepicelli (SUNY-Cortland '90)
 Bradley LeCroy (Clemson '01)
 2011 Overall Record..... 43-20
 2011 Conference Record/Finish..... 17-13/2nd Atlantic
 2011 Postseason Results..... 2-2 (Clemson Regional)
 Letterman Returning/Lost..... 21/10
 Position Starters Returning/Lost..... 4/5
 Pitchers Returning/Lost..... 3/2
 Top Returnees..... Richie Shaffer (1B) .315 avg, 13 HR, 55 RBI
 Phil Pohl (DH) .333 avg, 76 H, 33 RBI
 Series Record..... Florida State leads 65-55-1
 Baseball SID..... Brian Hennessy
 SID E-mail..... bhennes@clemson.edu
 SID Phone..... 864-656-1921
 Press Box Phone..... 864-656-7731
 Web site..... www.clemsonigers.com

NC STATE WOLFPACK

Location..... Raleigh, N.C.
 Enrollment..... 34,376
 Colors..... Red and White
 Nickname..... Wolfpack
 Conference..... Atlantic Coast (Atlantic Division)
 Home Field/Capacity..... Doak Field/2,500
 Head Coach..... Elliott Avent (VCU '83)
 Record at NC State/Years..... 556-362/15 years
 Career Coaching Record/Years..... 781-571/23 years
 Associate Head Coach..... Tom Holliday (Miami '75)
 Assistant Coach..... Chris Hart (Florida State '03)
 2011 Overall Record..... 35-27
 2011 Conference Record/Finish..... 15-15/t-3rd Atlantic
 2011 Postseason Results..... 1-2 (Columbia Regional)
 Letterman Returning/Lost..... 17/12
 Position Starters Returning/Lost..... 6/2
 Pitchers Returning/Lost..... 6/6
 Top Returnees..... Matt Bergquist (2B) .289 avg, 15 2B, 46 RBI
 Chris Overman (RHP) 6-3, 2.39 ERA, 7 saves
 Series Record..... Florida State leads 55-25-0
 Baseball SID..... Cavan Fosnes
 SID E-mail..... cafosnes@ncsu.edu
 SID Phone..... 615-708-1985
 Press Box Phone..... 919-513-0653
 Web site..... www.gopack.com



ALL-TIME SERIES RECORDS

TEAM	SERIES		
	FIRST MTNG.	LAST MTNG.	STANDINGS W-L-T
Akron	1999	2001	4-0-0
Alabama	1967	2011	7-2-0
Ala-Birmingham	1988	1988	1-0-0
Amherst	1952	1964	7-1-0
Appalachian State	1993	2007	16-0-0
Arizona	1963	1991	5-6-0
Arizona State	1987	2004	23-11-0
Arkansas	1985	2009	0-5-0
Armstrong State	1985	1985	2-0-0
Army	1975	2005	2-0-0
Auburn	1954	2009	75-41-0
Austin Peay	1979	1987	5-0-0
Ball State	1984	1991	19-2-0
Baptist	1988	1990	7-0-0
Belmont Abbey	1969	1969	2-0-0
Bethune-Cookman	2000	2011	5-0-0
Biscayne College	1976	1976	4-0-0
Boston College	2007	2011	16-3-0
Bowling Green	1970	1970	1-0-0
Bradley	1950	1950	1-1-0
Brigham Young	1994	1994	1-0-0
Brooklyn College	1980	1980	1-0-0
Brown	1971	2006	8-1-0
Bucknell	2008	2008	1-1-0
Butler	2004	2004	1-0-0
California	1992	1992	1-0-0
UC-Santa Barbara	1996	1996	1-0-0
Cal St-Fullerton	1984	1999	7-10-0
Cal St-Northridge	1996	1996	1-0-0
Campbellsville College	1981	1981	1-0-0
Central Connecticut St.	2010	2010	1-0-0
Central Florida	1985	2011	21-5-0
Central Michigan	1990	1994	2-0-0
Charleston Southern*	1988	2010	18-0-0
Chicago State	1972	1972	3-0-0
Cincinnati	1953	1991	22-2-0
The Citadel	1998	2003	9-1-0
Clemson	1958	2011	65-55-1
Cleveland State	1981	1982	3-0-0
Coastal Carolina	1991	1996	11-0-0
College of Charleston	1992	1995	9-1-0
Columbus College	1974	1976	5-0-0
Connecticut	1957	1957	0-1-0
Cumberland	1973	1973	2-0-0
Dartmouth	1970	1970	1-0-0
Davidson	1954	1954	1-0-0
Dayton	1980	1980	1-0-0
Delaware	1979	1998	1-1-0
Duke	1954	2011	65-19-0
Duquesne	2008	2008	3-0-0
East Carolina	1962	1984	4-3-0
East Tennessee State	1978	1978	2-0-0
Eastern Illinois	1980	1980	1-0-0
Eastern Michigan	1975	1982	0-2-0
Evansville	2000	2003	4-0-0
Fairleigh Dickinson	1973	1973	2-0-0

TEAM	SERIES		
	FIRST MTNG.	LAST MTNG.	STANDINGS W-L-T
Flagler	1980	1982	4-1-0
Florida	1956	2011	123-97-1
Florida A&M	1971	2002	13-0-0
Florida Atlantic	1995	1998	8-1-0
Florida Gulf Coast	2009	2011	4-0-0
Florida International	1973	2009	14-5-0
Florida Southern	1949	1974	29-13-1
Fresno State	1991	1991	0-1-0
Furman	1955	1994	14-1-0
George Mason	1985	1985	1-0-0
George Washington	1958	1959	2-0-0
Georgia	1951	2011	36-25-0
Georgia Savannah	1948	1948	0-1-0
Georgia Southern	1960	1985	77-29-0
Ga Southwestern	1976	1976	3-1-0
Georgia State	1981	2010	28-2-0
Georgia Tech	1959	2011	64-40-0
Grambling State	1985	2009	17-1-0
Hawaii	1977	2005	9-9-0
Hawaii-Hilo	1994	2005	10-1-0
Hawaii Pacific	1998	2005	2-1-0
High Point	2009	2009	2-0-0
Hofstra	2007	2011	13-0-0
Holy Cross	1970	1970	2-0-0
Howard	1976	1976	1-1-0
Illinois	1956	1990	5-0-0
Illinois State	2004	2004	1-0-0
Indiana	1956	2007	6-0-0
Indiana State	1986	1986	1-0-0
Iowa	1988	1988	1-0-0
Ithaca	1957	1962	3-0-0
Jackson State	1981	1981	1-0-0
Jacksonville	1960	2011	117-37-0
Jacksonville State	1954	1973	3-0-0
Kearney State	1977	1977	2-0-0
Kent	1992	1992	1-0-0
Kentucky	1965	1977	6-1-0
Kentucky Wesleyan	1968	1969	4-0-0
Kenyon	1952	1952	2-0-0
Lafayette	1971	1990	4-0-0
Lamar	1988	1988	1-0-0
Lenoir-Rhyne	1980	1980	1-0-0
Lewis	1974	1974	0-3-0
Le Moyne	2010	2010	2-1-0
Liberty	1998	2001	2-0-0
Long Beach State	1993	1998	0-2-0
Long Island	1997	1998	2-0-0
Louisiana State	1955	2000	13-6-0
Louisville	1977	1991	15-2-0
Loyola (La.)	1952	1969	11-1-0
Maine	1988	2011	6-0-0
Marietta	1973	1977	1-1-0
Marist	1997	2009	2-0-0
Marshall	1978	1997	5-1-0
Maryland	1965	2011	62-4-0
Memphis State	1977	1991	42-15-0

TEAM	SERIES		
	FIRST MTNG.	LAST MTNG.	STANDINGS W-L-T
Mercer	1948	2006	58-8-0
Mercer-Atlanta	1974	1982	9-0-0
Miami	1951	2011	140-121-4
Michigan	1959	1995	7-1-0
Michigan State	1957	2004	15-6-0
Middle Georgia	1948	1958	2-0-0
Millsaps	1949	1949	1-0-0
Minnesota	1981	2006	17-1-0
Mississippi	1949	1995	7-2-0
Mississippi College	1948	1960	11-4-1
Mississippi State	1964	2007	7-6-0
Missouri-Rolla	1980	1980	2-0-0
Monmouth	1980	1980	1-0-0
Morehead State	1978	1998	3-0-0
Navy	1963	1963	0-1-0
Nebraska	2004	2004	1-0-0
New Orleans	1980	1991	3-3-0
New York University	1970	1970	2-0-0
Nevada-Las Vegas	1977	1984	4-8-0
Niagara	1974	1976	7-0-0
North Carolina	1956	2011	63-28-0
UNC Asheville	1994	2009	21-1-0
UNC Charlotte	1987	1987	2-0-0
UNC Greensboro	1997	1998	4-0-0
NC State	1962	2011	55-25-0
UNC Wilmington	1974	1974	3-0-0
North Central	1977	1977	3-0-0
North Florida	2006	2010	8-2-0
Northeast Louisiana	1964	1964	1-0-0
Northeastern Illinois	1996	1996	1-0-0
Northern Illinois	1971	1971	1-0-0
Northern Iowa	1991	2001	7-0-0
Northern Kentucky	1980	1980	1-0-0
Notre Dame	1956	2002	5-4-0
Oakland	1978	1979	4-0-0
Oglethorpe	1949	1949	0-1-0
Ohio	1970	1974	1-1-0
Ohio State	1960	2009	6-3-0
Oklahoma	1982	1998	2-1-0
Oklahoma State	1986	1986	1-0-0
Old Dominion	1988	1995	2-0-0
Olivet	1977	1977	2-0-0
Oral Roberts	2004	2004	3-0-0
Oregon	2010	2010	2-0-0
Otterbein	1976	1982	7-0-0
Parsons	1967	1967	0-2-0
Penn State	1957	1969	7-2-0
Pittsburgh	1983	2002	19-0-0
Providence	1999	1999	1-0-0
Purdue	1993	1993	0-1-0
Rice	1989	1989	2-1-0
Richmond	1972	1992	20-0-0
Rider College	1970	1989	3-0-0
Ripon	1981	1981	2-0-0
Rollins	1948	1973	12-11-0
Rose Hulman	1978	1978	4-0-0

SEMINOLES



ALL-TIME SERIES RECORDS

TEAM	SERIES		
	FIRST MTNG.	LAST MTNG.	STANDINGS W-L-T
Rutgers	1966	2003	2-0-0
Samford	1985	1989	16-1-0
Santa Clara	1962	1962	1-1-0
Savannah State	2006	2008	6-1-0
Seton Hall	1975	1975	0-1-0
Siena	2000	2007	9-0-0
South Alabama	1969	2006	34-26-1
South Carolina	1969	1991	19-10-0
USF	1969	2002	65-16-0
SE Louisiana	1953	1953	1-1-0
SE Missouri State	1982	1994	3-0-0
Southern	1982	1982	2-0-0
Southern Alabama	1985	1985	1-0-0
Southern Cal	1963	2000	2-6-0
Southern Illinois	1968	1970	6-1-0
Southern Mississippi	1982	1991	38-12-0
SW Louisiana	1976	1998	6-0-0
Springfield	1967	1968	4-0-0
Spring Hill	1966	1966	4-0-0
St. Bonaventure	1997	1997	1-0-0
St. Francis (Ill.)	1979	1979	3-1-0
St. Joseph's	1972	2005	14-0-0
St. Leo	1969	1998	29-4-0
St. Louis	1965	1981	1-1-0
St. Xavier	1982	1983	2-0-0
Stanford	1992	2008	9-9-0
Stetson	1949	2011	45-21-0
Tampa	1949	1984	24-3-1
Tennessee	1951	2007	6-4-0
Tennessee-Martin	1979	1979	2-0-0
Tennessee Tech	1983	1984	3-0-0
Texas	1965	2003	3-4-0
Texas A&M	1986	2011	3-3-0
Texas Christian	2010	2010	0-2-0
Troy	1948	1999	13-2-0
Tulane	1967	2008	39-18-0
Union	1970	1971	5-0-0
Valdosta State	1963	2011	24-4-1
Valparaiso	1982	1982	1-0-0
Vanderbilt	1972	2010	4-2-0
Virginia	1972	2011	45-19-0
VMI	1990	2011	17-0-0
Virginia Tech	1967	2011	36-8-0
Wake Forest	1962	2011	77-20-0
Washington State	1988	1988	2-0-0
Western Carolina	1992	2002	4-1-0
Western Kentucky	1978	2001	14-1-0
Western Michigan	1959	1974	6-8-0
West Florida	1981	1984	5-0-0
West Virginia	1956	2004	4-2-0
Wichita State	1989	2008	4-5-0
William & Mary	1967	1967	1-0-0
Wingate	1980	1983	6-0-0
Winthrop	1993	2006	4-1-0
Wisconsin	1955	1958	8-1-0
Wright State	1979	1980	3-1-0
Yale	1957	1957	2-0-0

*Formerly Baptist College

OTHER AMATEUR TEAMS

TEAM	FIRST MTNG.	LAST MTNG.	SERIES STANDINGS W-L-T
Camp LeJeune	1959	1959	3-0-0
Georgia Teachers	1948	1959	17-2-0
Jacksonville Navy	1953	1955	3-2-0
Pensacola Navy	1965	1965	3-0-0
Valdosta Red Sox	1968	1968	4-0-0

PROFESSIONAL EXHIBITIONS

TEAM	FIRST MTNG.	LAST MTNG.	SERIES STANDINGS W-L-T
Birmingham (AA)	1968	1968	0-3-0
Knoxville (A)	1958	1958	1-0-0
Pittsfield (AA)	1968	1968	0-3-0
Tallahassee Citizens	1951	1951	1-0-0
Tallahassee Rebels	1954	1954	1-1-0
Pawtucket (AAA)	1970	1970	0-1-0
Baltimore (AL)	1970	1970	0-1-0
New York (AL)	1978	1985	1-1-0
Atlanta (NL)	1981	1982	1-1-0
Kansas City (AL)	1988	1988	Rain
Florida (NL)	1994	2001	0-2-0
Tampa Bay (AL)	1998	1998	0-1-0
Philadelphia (NL)	2007	2011	0-3-0

AGAINST THE ACC

TEAM	SERIES STANDINGS	WINNING
	W-L-T	PCT.
Boston College	16-3-0	.842
Clemson	65-55-1	.541
Duke	65-19-0	.774
Georgia Tech	64-40-0	.615
Maryland	62-4-0	.939
Miami	140-121-4	.536
North Carolina	63-28-0	.692
NC State	55-25-0	.688
Virginia	45-19-0	.703
Virginia Tech	36-8-0	.818
Wake Forest	77-20-0	.794
RECORD AGAINST THE ACC	688-342-5	.667

AGAINST STATE SCHOOLS

TEAM	SERIES STANDINGS	WINNING
	W-L-T	PCT.
Bethune-Cookman	5-0-0	1.000
Biscayne (St. Thomas)	4-0-0	1.000
UCF	21-5-0	.808
Flagler	4-1-0	.800
Florida	123-97-1	.559
Florida A&M	13-0-0	1.000
Florida Atlantic	8-1-0	.889
Florida Gulf Coast	4-0-0	1.000
Florida International	14-5-0	.737
Florida Southern	29-13-1	.686
Jacksonville	117-37-0	.760
Miami	140-121-4	.536
North Florida	8-2-0	.800
Rollins	12-11-0	.522
USF	65-16-0	.802
St. Leo	29-4-0	.879
Stetson	45-21-0	.682
Tampa	24-3-1	.875
West Florida	5-0-0	1.000
RECORD AGAINST THE STATE	670-337-7	.664



ALL-TIME ACC RESULTS

BOSTON COLLEGE: 16-3

At Florida State: FSU leads 6-2
At Boston College: FSU leads 8-1
At Neutral: FSU leads 2-0

Apr 7, 2006	Chestnut Hill, MA	W, 7-1
Apr 8, 2006	Chestnut Hill, MA	W, 4-2
Apr 9, 2006	Chestnut Hill, MA	W, 7-5
Mar 23, 2007	Tallahassee	W, 5-1
Mar 24, 2007	Tallahassee	W, 10-3
Mar 25, 2007	Tallahassee	W, 7-0
Apr 11, 2008	Chestnut Hill, MA	W, 8-6
Apr 11, 2008	Chestnut Hill, MA	W, 4-3
Apr 12, 2008	Chestnut Hill, MA	W, 17-2
Mar 6, 2009	Tallahassee	W, 4-1
Mar 7, 2009	Tallahassee	L, 6-14
Mar 8, 2009	Tallahassee	L, 5-12
May 20, 2009^	Durham, NC	W, 7-2
May 7, 2010	Chestnut Hill, MA	L, 7-10
May 8, 2010	Chestnut Hill, MA	W, 6-4
May 9, 2010	Chestnut Hill, MA	W, 11-6
May 28, 2010^	Greensboro, NC	W, 12-7
Mar 11, 2011	Tallahassee	W, 3-1
Mar 12, 2011	Tallahassee	W, 15-6
Mar 13, 2011	Tallahassee	W, 4-3

FSU Most Runs (Gm): 17 (2008)
FSU Widest Margin: 17-2 (2008)
BC Most Runs: 14 (2009)
High-Scoring Game: 21 (FSU 15-6, 2011)
Low-Scoring Game: 4 (FSU 3-1, 2011)
Longest FSU Win Streak: 10 (2006-09)
Shutouts By: FSU 1

CLEMSON: 65-55-1

At Florida State: FSU leads 35-15-1
At Clemson: Clemson leads 28-18
At Neutral: Series tied 12-12

Jun 7, 1958\$	Gastonia, NC	L, 5-8
Jun 5, 1959\$	Gastonia, NC	L, 2-24
Jun 6, 1959\$	Gastonia, NC	L, 0-5
Mar 30, 1962	Tallahassee	W, 14-8
Apr 19, 1962	Tallahassee	L, 11-14
Mar 21, 1963	Tallahassee	W, 10-7
Mar 22, 1963	Tallahassee	L, 7-12
Mar 23, 1963	Tallahassee	W, 12-3
Mar 19, 1964	Tallahassee	W, 8-5
Mar 20, 1964	Tallahassee	L, 5-8
Mar 21, 1964	Tallahassee	W, 12-6
Apr 26, 1965	Clemson, SC	L, 8-9
Apr 27, 1965	Clemson, SC	W, 13-11
Apr 27, 1965	Clemson, SC	W, 16-3
May 23, 1966	Tallahassee	W, 11-5
May 24, 1966	Tallahassee	W, 4-3
May 25, 1966	Tallahassee	L, 3-4
Jun 2, 1967\$	Gastonia, NC	W, 5-3
Jun 3, 1967\$	Gastonia, NC	L, 4-6
Apr 13, 1969	Tallahassee	W, 6-2
Apr 14, 1969	Tallahassee	W, 3-1
Apr 17, 1971	Clemson, SC	L, 0-11
Apr 18, 1971	Clemson, SC	L, 7-12
Apr 19, 1971	Clemson, SC	L, 2-3
Mar 10, 1972	Tallahassee	W, 11-7
Mar 11, 1972	Tallahassee	W, 6-3
Mar 12, 1972	Tallahassee	W, 20-3
Apr 26, 1973	Clemson, SC	L, 1-2
Apr 26, 1973	Clemson, SC	W, 2-1
Apr 28, 1973	Clemson, SC	W, 9-1
Mar 8, 1974	Tallahassee	W, 6-3
Mar 9, 1974	Tallahassee	L, 5-7
Mar 10, 1974	Tallahassee	W, 5-3
Feb 28, 1981	Tallahassee	W, 9-8
Mar 1, 1981	Tallahassee	W, 11-7
Apr 1, 1982	Clemson, SC	W, 8-1
Apr 2, 1982	Clemson, SC	W, 7-6
Mar 1, 1983	Tallahassee	W, 5-4
Mar 2, 1983	Tallahassee	T, 3-3
Mar 29, 1984	Clemson, SC	L, 0-13
Mar 30, 1984	Clemson, SC	L, 3-13
May 28, 1989*	Tallahassee	W, 8-1
Mar 27, 1992	Clemson, SC	L, 4-10
Mar 28, 1992	Clemson, SC	L, 0-12
Mar 29, 1992	Clemson, SC	L, 0-14
May 11, 1992^	Greenville, SC	L, 2-5

May 13, 1992^	Greenville, SC	L, 0-11
May 7, 1993	Tallahassee	L, 6-7
May 8, 1993	Tallahassee	W, 4-3
May 9, 1993	Tallahassee	L, 1-5
May 16, 1993^	Greenville, SC	L, 1-6
May 19, 1993^	Greenville, SC	W, 7-5
May 7, 1994	Clemson, SC	L, 2-5
May 8, 1994	Clemson, SC	L, 5-9
May 9, 1994	Clemson, SC	W, 8-3
May 21, 1994^	Greenville, SC	W, 10-4
May 22, 1994^	Greenville, SC	L, 1-4
Apr 21, 1995	Tallahassee	W, 5-2
Apr 22, 1995	Tallahassee	W, 7-2
Apr 23, 1995	Tallahassee	W, 9-8
May 19, 1995^	Greenville, SC	L, 0-11
May 20, 1995^	Greenville, SC	W, 12-2
May 21, 1995^	Greenville, SC	W, 8-2
May 4, 1996	Clemson, SC	L, 0-3
May 5, 1996	Clemson, SC	L, 1-2
May 6, 1996	Clemson, SC	L, 0-2
May 18, 1996^	Durham, NC	W, 2-1
Apr 4, 1997	Tallahassee	L, 7-10
Apr 5, 1997	Tallahassee	W, 20-5
Apr 6, 1997	Tallahassee	W, 11-10
May 16, 1997^	St. Petersburg, FL	W, 8-4
May 17, 1997^	St. Petersburg, FL	W, 10-0
Apr 24, 1998	Clemson, SC	L, 1-2
Apr 25, 1998	Clemson, SC	L, 4-5
Apr 26, 1998	Clemson, SC	W, 7-2
Apr 9, 1999	Tallahassee	W, 8-0
Apr 10, 1999	Tallahassee	L, 4-8
Apr 11, 1999	Tallahassee	W, 5-3
May 22, 1999^	Durham, NC	L, 7-8
May 6, 2000	Clemson, SC	L, 7-8
May 7, 2000	Clemson, SC	L, 4-5
May 8, 2000	Clemson, SC	L, 4-7
May 18, 2000^	Fort Mill, SC	L, 4-8
Apr 6, 2001	Tallahassee	W, 7-4
Apr 7, 2001	Tallahassee	W, 7-6
Apr 8, 2001	Tallahassee	W, 6-1
May 18, 2001^	Fort Mill, SC	W, 5-4
May 17, 2002	Clemson, SC	W, 9-3
May 18, 2002	Clemson, SC	W, 12-3
May 19, 2002	Clemson, SC	W, 9-3
May 23, 2002^	St. Petersburg, FL	W, 9-4
May 25, 2002^	St. Petersburg, FL	W, 4-1
Apr 11, 2003	Tallahassee	L, 4-8
Apr 12, 2003	Tallahassee	W, 7-2
Apr 13, 2003	Tallahassee	W, 8-1
May 1, 2004	Clemson, SC	W, 11-6
May 2, 2004	Clemson, SC	W, 10-1
May 3, 2004	Clemson, SC	L, 8-19
Apr 2, 2005	Tallahassee	W, 3-1
Apr 3, 2005	Tallahassee	W, 5-7
Apr 3, 2005	Tallahassee	L, 3-4
May 12, 2006	Clemson, SC	L, 1-9
May 13, 2006	Clemson, SC	L, 3-4 (10)
May 14, 2006	Clemson, SC	L, 2-11
May 11, 2007	Tallahassee	W, 11-1
May 12, 2007	Tallahassee	L, 6-7
May 13, 2007	Tallahassee	L, 6-11
May 26, 2007^	Jacksonville, FL	L, 1-5
May 3, 2008	Clemson, SC	W, 9-8 (10)
May 4, 2008	Clemson, SC	W, 13-4
May 5, 2008	Clemson, SC	W, 4-2
Mar 20, 2009	Tallahassee	W, 5-2
Mar 21, 2009	Tallahassee	L, 7-8 (11)
Mar 22, 2009	Tallahassee	W, 7-4
May 20, 2010	Clemson, SC	L, 8-9
May 21, 2010	Clemson, SC	L, 4-8
May 22, 2010	Clemson, SC	L, 3-8
May 19, 2011	Tallahassee	W, 8-6
May 20, 2011	Tallahassee	L, 4-7
May 21, 2011	Tallahassee	L, 5-8
May 26, 2011^	Durham, NC	W, 6-3

FSU Most Runs (Gm): 20 (1972, 1997)
FSU Widest Margin: 20-3 (1972)
CU Most Runs (Gm): 19 (2004)
CU Widest Margin: 14-2 (1992)
High-Scoring Game: 27 (CU 8-19, 2004)
Low Scoring Game: 2 (CU 2-0, 1996)
Longest FSU Win Streak: 9 (2000-02)
Longest CU Win Streak: 6 (1992-93)
Shutouts By: FSU 3, CU 7

DUKE: 65-19

At Florida State: FSU leads 36-7
At Duke: FSU leads 21-8
At Neutral: FSU leads 8-4

Apr 1, 1954	Tallahassee	L, 4-8
Apr 2, 1954	Tallahassee	L, 2-6
Jun 1, 1956\$	Gastonia, NC	W, 2-1
Jun 2, 1956\$	Gastonia, NC	L, 2-4
Jun 3, 1956\$	Gastonia, NC	L, 6-7
Mar 27, 1957	Tallahassee	W, 2-0
Mar 30, 1957	Tallahassee	L, 1-8
Jun 1, 1957\$	Gastonia, NC	W, 3-2
Jun 2, 1957\$	Gastonia, NC	L, 6-8
Jun 3, 1957\$	Gastonia, NC	W, 4-1
Mar 30, 1959	Tallahassee	L, 3-6
Apr 2, 1959	Tallahassee	W, 5-1
Mar 27, 1961	Tallahassee	W, 10-6
Mar 28, 1961	Tallahassee	W, 4-0
Mar 29, 1961	Tallahassee	W, 7-5
Mar 30, 1961	Tallahassee	W, 8-2
Jun 1, 1961\$	Gastonia, NC	L, 2-7
Apr 20, 1962	Durham, NC	W, 3-1
Apr 21, 1962	Durham, NC	L, 4-5
Apr 25, 1963	Tallahassee	W, 6-0
Mar 28, 1964	Tallahassee	W, 10-4
Mar 30, 1965	Tallahassee	W, 9-4
Feb 1, 1991	Tallahassee	W, 8-5
Feb 2, 1991	Tallahassee	W, 10-4
Feb 3, 1991	Tallahassee	W, 9-3
Feb 21, 1992	Tallahassee	W, 13-1
Feb 22, 1992	Tallahassee	L, 4-5
Feb 23, 1992	Tallahassee	W, 1-0
Mar 22, 1993	Durham, NC	L, 0-3
Mar 23, 1993	Durham, NC	W, 8-5
Mar 24, 1993	Durham, NC	W, 3-1
May 3, 1994	Tallahassee	L, 1-4
May 4, 1994	Tallahassee	W, 11-7
May 5, 1994	Tallahassee	L, 4-5
Mar 24, 1995	Durham, NC	L, 5-14
Mar 25, 1995	Durham, NC	W, 9-5
Mar 26, 1995	Durham, NC	W, 6-2
Apr 19, 1996	Tallahassee	W, 6-2
Apr 20, 1996	Tallahassee	W, 14-4
Apr 21, 1996	Tallahassee	W, 9-7
May 17, 1996^	Durham, NC	W, 7-3
Mar 21, 1997	Durham, NC	W, 7-3
Mar 22, 1997	Durham, NC	W, 8-3
Mar 23, 1997	Durham, NC	L, 3-4
May 14, 1997^	St. Petersburg, FL	W, 4-2
May 17, 1997^	St. Petersburg, FL	W, 12-2
Mar 20, 1998	Tallahassee	W, 6-5
Mar 21, 1998	Tallahassee	W, 9-4
Mar 22, 1998	Tallahassee	W, 10-9
May 15, 1999	Durham, NC	W, 11-3
May 16, 1999	Durham, NC	W, 9-1
May 17, 1999	Durham, NC	W, 7-0
Mar 10, 2000	Tallahassee	W, 17-0
Mar 11, 2000	Tallahassee	W, 8-3
Mar 12, 2000	Tallahassee	W, 9-6
May 11, 2001	Durham, NC	W, 12-3
May 12, 2001	Durham, NC	W, 12-4
May 13, 2001	Durham, NC	L, 7-8
May 5, 2002	Tallahassee	W, 18-4
May 6, 2002	Tallahassee	W, 18-5
May 7, 2002	Tallahassee	W, 13-3
May 22, 2002^	St. Petersburg, FL	W, 10-7
May 16, 2003	Durham, NC	W, 11-6
May 16, 2003	Durham, NC	W, 12-7
May 17, 2003	Durham, NC	W, 15-8
May 22, 2003^	Salem, VA	W, 13-0
May 14, 2004	Tallahassee	W, 7-5
May 15, 2004	Tallahassee	W, 10-0
May 16, 2004	Tallahassee	W, 5-4
May 27, 2004^	Salem, VA	W, 6-3
Mar 25, 2005	Durham, NC	W, 5-3
Mar 26, 2005	Durham, NC	W, 11-4
Mar 26, 2005	Durham, NC	L, 7-8
Mar 24, 2006	Tallahassee	W, 7-2
Mar 25, 2006	Tallahassee	W, 12-4
Mar 26, 2006	Tallahassee	W, 15-5
Mar 30, 2007	Durham, NC	15-3
Mar 31, 2007	Durham, NC	L, 5-8
Apr 1, 2007	Durham, NC	W, 8-5



ALL-TIME ACC RESULTS

Apr 16, 2010	Durham, NC	W, 16-3
Apr 17, 2010	Durham, NC	L, 6-10
Apr 18, 2010	Durham, NC	W, 8-3
Apr 22, 2011	Tallahassee	W, 2-1
Apr 23, 2011	Tallahassee	W, 10-3
Apr 24, 2011	Tallahassee	W, 13-9

FSU Most Runs (Gm): 18 (2002, 2002)

FSU Widest Margin: 17-0 (2000)

DU Most Runs (Gm): 14 (1995)

DU Widest Margin: 14-5 (1995)

High-Scoring Game: 23 (FSU 18-5, 2002; FSU 15-8, 2003)

Low Scoring Game: 2 (FSU 2-0, 1957)

Longest FSU Win Streak: 13 (1997-01)

Shutouts By: FSU 8, DU 1

GEORGIA TECH: 64-40

At Florida State: FSU leads 35-16

At Georgia Tech: FSU leads 22-16

At Neutral: Georgia Tech leads 8-7

Jun 5, 1959\$	Gastonia, NC	W, 16-9
Mar 19, 1962	Tallahassee	W, 10-4
Mar 20, 1962	Tallahassee	W, 9-8
Mar 21, 1962	Tallahassee	W, 7-6
May 16, 1963	Tallahassee	W, 10-5
May 16, 1963	Tallahassee	L, 4-5
Mar 23, 1964	Tallahassee	W, 5-0
Mar 24, 1964	Tallahassee	W, 3-2
Apr 21, 1964	Atlanta, GA	W, 14-1
May 3, 1969	Tallahassee	W, 2-1
May 3, 1969	Tallahassee	L, 5-8
Apr 29, 1972	Tallahassee	W, 4-2
Apr 30, 1972	Tallahassee	W, 8-3
Apr 28, 1973	Atlanta, GA	L, 0-1
Apr 29, 1973	Atlanta, GA	L, 2-3
Apr 12, 1975	Tallahassee	W, 11-0
Apr 13, 1975	Tallahassee	W, 9-3
May 2, 1976	Atlanta, GA	W, 18-6
May 2, 1976	Atlanta, GA	L, 3-4
May 11, 1978	Tallahassee	W, 4-3
May 13, 1978	Tallahassee	W, 8-4
Apr 28, 1979	Atlanta, GA	W, 5-2
Apr 29, 1979	Atlanta, GA	W, 11-4
Feb 18, 1984	Tallahassee	W, 12-6
Feb 19, 1984	Tallahassee	L, 2-15
Apr 28, 1985	Atlanta, GA	W, 19-0
Apr 29, 1985	Atlanta, GA	W, 13-3
May 24, 1985*	Tallahassee	W, 9-1
May 26, 1985*	Tallahassee	L, 3-8
Feb 22, 1986	Tallahassee	W, 6-4
Feb 23, 1986	Tallahassee	W, 9-4
Mar 31, 1987	Atlanta, GA	W, 7-5
Apr 1, 1987	Atlanta, GA	W, 10-8
Apr 23, 1988	Tallahassee	W, 15-2
Apr 24, 1988	Tallahassee	L, 2-10
Feb 6, 1989	Tallahassee	W, 14-1
Apr 3, 1992	Tallahassee	W, 9-6
Apr 4, 1992	Tallahassee	W, 3-2
Apr 5, 1992	Tallahassee	L, 3-10
Apr 2, 1993	Atlanta, GA	L, 3-10
Apr 3, 1993	Atlanta, GA	W, 17-3
Apr 4, 1993	Atlanta, GA	W, 5-1
May 18, 1993^	Greenville, SC	W, 5-2
Apr 29, 1994	Tallahassee	W, 6-4
Apr 30, 1994	Tallahassee	L, 2-6
May 1, 1994	Tallahassee	L, 5-7
Jun 5, 1994***	Omaha, NE	L, 4-12 (10)
May 5, 1995	Atlanta, GA	L, 4-5
May 6, 1995	Atlanta, GA	L, 9-11
May 7, 1995	Atlanta, GA	W, 14-9
Apr 26, 1996	Tallahassee	W, 16-4
Apr 27, 1996	Tallahassee	W, 6-3
Apr 28, 1996	Tallahassee	L, 1-4 (10)
Apr 18, 1997	Atlanta, GA	W, 10-9
Apr 19, 1997	Atlanta, GA	W, 11-6
Apr 20, 1997	Atlanta, GA	L, 11-12
Apr 17, 1998	Tallahassee	W, 3-2
Apr 18, 1998	Tallahassee	W, 8-3
Apr 19, 1998	Tallahassee	W, 10-5
Apr 30, 1999	Atlanta, GA	L, 2-3
May 1, 1999	Atlanta, GA	W, 18-4
May 2, 1999	Atlanta, GA	W, 4-2
May 20, 1999^	Durham, NC	W, 7-3
Apr 21, 2000	Tallahassee	W, 6-0

Apr 22, 2000	Tallahassee	L, 0-5
Apr 23, 2000	Tallahassee	W, 7-5
May 20, 2000^	Ft. Mill, SC	L, 3-10
Apr 27, 2001	Atlanta, GA	L, 8-9
Apr 28, 2001	Atlanta, GA	W, 6-2
Apr 29, 2001	Atlanta, GA	L, 2-12
May 17, 2001^	Ft. Mill, SC	L, 5-6
Apr 19, 2002	Tallahassee	W, 4-3
Apr 20, 2002	Tallahassee	W, 14-9
Apr 21, 2002	Tallahassee	W, 13-1
May 25, 2002^	St. Petersburg, FL	W, 7-4
May 3, 2003	Atlanta, GA	W, 7-1
May 3, 2003	Atlanta, GA	L, 4-5 (10)
May 4, 2003	Atlanta, GA	W, 12-7
May 25, 2003^	Salem, VA	L, 7-10
Apr 23, 2004	Tallahassee	L, 4-11
Apr 24, 2004	Tallahassee	L, 2-12
Apr 25, 2004	Tallahassee	L, 6-7
May 28, 2004^	Salem, VA	L, 4-13
May 29, 2004^	Salem, VA	W, 8-7
May 30, 2004^	Salem, VA	W, 17-5
Apr 15, 2005	Atlanta, GA	L, 4-6
Apr 16, 2005	Atlanta, GA	L, 8-9
Apr 17, 2005	Atlanta, GA	L, 4-9
May 26, 2005^	Jacksonville, FL	L, 4-5
May 28, 2005^	Jacksonville, FL	L, 2-18 (7)
Apr 21, 2006	Tallahassee	L, 8-15
Apr 23, 2006	Tallahassee	L, 4-10
Apr 23, 2006	Tallahassee	L, 7-8
May 17, 2007	Atlanta, GA	W, 17-2
May 18, 2007	Atlanta, GA	W, 10-2
May 19, 2007	Atlanta, GA	W, 17-11
Mar 14, 2008	Tallahassee	W, 8-7
Mar 15, 2008	Tallahassee	W, 11-2
Mar 16, 2008	Tallahassee	W, 17-8
May 8, 2009	Atlanta, GA	L, 3-12
May 9, 2009	Atlanta, GA	W, 8-6
May 10, 2009	Atlanta, GA	L, 5-6
May 23, 2009 ^	Durham, NC	L, 2-9
May 28, 2011^	Durham, NC	W, 4-2

FSU Most Runs (Gm): 19 (1985)

FSU Widest Margin: 19-0 (1985)

GT Most Runs (Gm): 18 (2005)

GT Widest Margin: 18-2 (2005)

High-Scoring Game: 28 (FSU 17, GT 11 2007)

Low Scoring Game: 1 (GT 1-0, 1973)

Longest FSU Win Streak: 6 (2007-08)

Longest GT Win Streak: 8 (2005-06)

Shutouts By: FSU 4, GT 2

MARYLAND: 62-4

At Florida State: FSU leads 31-2

At Maryland: FSU leads 28-2

At Neutral: FSU leads 3-0

May 27, 1965	Tallahassee	W, 7-3
Apr 2, 1970	Tallahassee	W, 6-2
Apr 5, 1970	Tallahassee	W, 4-3
May 29, 1970\$	Gastonia, NC	W, 10-1
May 1, 1992	Tallahassee	W, 12-4
May 2, 1992	Tallahassee	W, 15-3
May 3, 1992	Tallahassee	W, 18-5
May 1, 1993	College Park, MD	W, 10-4
May 2, 1993	College Park, MD	L, 2-5
May 3, 1993	College Park, MD	W, 13-5
Mar 17, 1994	Tallahassee	W, 5-2
Mar 18, 1994	Tallahassee	W, 6-0
Mar 19, 1994	Tallahassee	L, 4-6
May 19, 1994^	Greenville, SC	W, 7-1
Apr 29, 1995	College Park, MD	W, 9-1
May 1, 1995	College Park, MD	W, 7-1 (10)
May 1, 1995	College Park, MD	W, 1-0
Mar 15, 1996	Tallahassee	W, 8-6
Mar 16, 1996	Tallahassee	W, 16-2
Mar 17, 1996	Tallahassee	W, 16-5
Apr 26, 1997	College Park, MD	W, 16-3
Apr 27, 1997	College Park, MD	W, 27-2
Apr 28, 1997	College Park, MD	W, 13-3
Mar 26, 1998	Tallahassee	L, 6-14
Mar 27, 1998	Tallahassee	W, 14-2
Mar 28, 1998	Tallahassee	W, 10-0
May 7, 1999	College Park, MD	W, 9-3
May 8, 1999	College Park, MD	W, 13-4
May 9, 1999	College Park, MD	W, 26-2

May 19, 1999^	Durham, NC	W, 4-1
Mar 23, 2000	Tallahassee	W, 11-0
Mar 24, 2000	Tallahassee	W, 11-0
Mar 25, 2000	Tallahassee	W, 10-0
May 4, 2001	College Park, MD	W, 8-1
May 5, 2001	College Park, MD	W, 11-5
May 6, 2001	College Park, MD	W, 13-1
May 10, 2002	Tallahassee	W, 4-0
May 11, 2002	Tallahassee	W, 10-8
May 12, 2002	Tallahassee	W, 6-5
May 9, 2003	College Park, MD	W, 15-4
May 10, 2003	College Park, MD	W, 14-6
May 11, 2003	College Park, MD	W, 17-7
Mar 19, 2004	Tallahassee	W, 16-6
Mar 20, 2004	Tallahassee	W, 10-1
Mar 21, 2004	Tallahassee	W, 13-6
May 6, 2005	College Park, MD	W, 7-2
May 7, 2005	College Park, MD	W, 8-1
May 8, 2005	College Park, MD	W, 4-2
Mar 10, 2006	Tallahassee	W, 9-7
Mar 11, 2006	Tallahassee	W, 6-2
Mar 12, 2006	Tallahassee	W, 4-3
May 4, 2007	College Park, MD	W, 9-3
May 5, 2007	College Park, MD	W, 20-5
May 6, 2007	College Park, MD	W, 3-2
Mar 8, 2008	Tallahassee	W, 5-4
Mar 8, 2008	Tallahassee	W, 16-0
Mar 9, 2008	Tallahassee	W, 9-8
Mar 27, 2009	College Park, MD	W, 6-2
Mar 28, 2009	College Park, MD	W, 10-2
Mar 29, 2009	College Park, MD	W, 21-5
Mar 26, 2010	Tallahassee	W, 4-1
Mar 27, 2010	Tallahassee	W, 12-5
Mar 28, 2010	Tallahassee	W, 9-5
Apr 1, 2011	College Park, MD	W, 6-0
Apr 2, 2011	College Park, MD	L, 0-5
Apr 3, 2011	College Park, MD	W, 12-3

FSU Most Runs (Gm): 27 (1997)

FSU Widest Margin: 27-2 (1997)

MD Most Runs (Gm): 14 (1998)

MD Widest Margin: 14-6 (1998)

High-Scoring Game: 29 (FSU 27-2, 1997)

Low Scoring Game: 1 (FSU 1-0, 1995)

Longest FSU Win Streak: 40 (1998-2011)

Shutouts By: FSU 9, MD 1

MIAMI: 140-121-4

At Florida State: FSU leads 73-54-2

At Miami: Series tied 62-62-2

At Neutral: Series tied 5-5

Mar 23, 1951	Miami	L, 2-11
Mar 24, 1951	Miami	W, 13-4
Apr 4, 1952	Tallahassee	W, 3-1
Apr 5, 1952	Tallahassee	W, 7-0
Apr 15, 1955	Miami	W, 4-3
Apr 16, 1955	Miami	L, 4-5
Apr 27, 1956	Tallahassee	W, 13-5
Apr 28, 1956	Tallahassee	W, 2-0
Apr 16, 1957	Tallahassee	W, 15-3
Apr 17, 1957	Tallahassee	W, 21-3
Apr 29, 1957	Miami	W, 15-3
Apr 30, 1957	Miami	L, 1-2
Apr 18, 1958	Tallahassee	W, 18-0
Apr 19, 1958	Tallahassee	L, 7-12
May 5, 1958	Miami	W, 9-2
May 6, 1958	Miami	W, 6-1
Mar 14, 1960	Miami	W, 6-3
Mar 15, 1960	Miami	W, 10-6
May 13, 1960	Tallahassee	W, 16-3
May 14, 1960	Tallahassee	W, 9-5
Apr 17, 1961	Miami	W, 2-0
Apr 18, 1961	Miami	W, 14-6
Apr 16, 1962	Tallahassee	L, 4-6
Apr 17, 1962	Tallahassee	W, 9-8
Apr 1, 1963	Miami	W, 2-1
Apr 2, 1963	Miami	L, 1-4
Mar 12, 1965	Tallahassee	W, 7-4
Mar 13, 1965	Tallahassee	W, 9-4
Mar 13, 1965	Tallahassee	T, 9-9
Apr 8, 1966	Tallahassee	L, 1-6
Apr 9, 1966	Tallahassee	W, 10-2
Mar 3, 1967	Miami	W, 9-4
Mar 4, 1967	Miami	W, 6-5



ALL-TIME ACC RESULTS

Apr 19, 1968	Tallahassee	W, 4-1
Apr 20, 1968	Tallahassee	W, 7-6
Mar 7, 1969	Miami	W, 6-2
Mar 8, 1969	Miami	W, 5-0
Mar 21, 1970	Miami	W, 10-1
Mar 22, 1970	Miami	W, 8-3
May 8, 1970	Tallahassee	W, 11-4
May 9, 1970	Tallahassee	W, 6-2
Mar 20, 1971	Miami	W, 5-4
Mar 21, 1971	Miami	L, 4-5
Apr 9, 1971	Tallahassee	W, 7-5
Apr 10, 1971	Tallahassee	L, 4-7
Mar 20, 1972	Miami	W, 7-4
May 10, 1972	Tallahassee	L, 4-5
May 10, 1972	Tallahassee	L, 3-4
May 11, 1972	Tallahassee	W, 4-3
Feb 15, 1973	Miami	L, 1-5
Mar 24, 1973	Miami	W, 7-6
Mar 25, 1973	Miami	W, 8-2
Apr 19, 1973	Tallahassee	L, 1-10
Apr 20, 1973	Tallahassee	W, 4-1
Mar 16, 1974	Miami	L, 2-3
Mar 17, 1974	Miami	L, 3-4
Apr 18, 1974	Tallahassee	W, 2-1
Apr 18, 1974	Tallahassee	W, 7-4
Apr 19, 1974	Tallahassee	L, 3-17
Mar 25, 1975	Miami	W, 3-0
Mar 26, 1975	Miami	L, 0-2
Mar 27, 1975	Miami	W, 10-7
Apr 4, 1975	Tallahassee	W, 8-0
Apr 5, 1975	Tallahassee	W, 5-2
May 23, 1975*	Starkville, MS	W, 1-0
May 25, 1975*	Starkville, MS	W, 6-5
Feb 23, 1976	Miami	W, 5-1
May 5, 1976	Tallahassee	L, 1-6
May 6, 1976	Tallahassee	L, 7-9
May 6, 1976	Tallahassee	W, 20-4
Apr 18, 1977	Tallahassee	W, 14-10
Apr 19, 1977	Tallahassee	L, 4-10
Apr 25, 1977	Miami	L, 10-12
Apr 26, 1977	Miami	L, 3-12
Apr 26, 1977	Miami	L, 2-10
May 20, 1978*	Miami	L, 2-7
Mar 30, 1979	Miami	L, 3-4
Mar 31, 1979	Miami	L, 3-5
Apr 11, 1979	Tallahassee	W, 9-2
Apr 12, 1979	Tallahassee	W, 3-2
Feb 22, 1980	Miami	L, 0-10
Feb 23, 1980	Miami	L, 3-4
Feb 24, 1980	Miami	W, 9-8
May 3, 1980	Tallahassee	L, 6-10
May 4, 1980	Tallahassee	W, 7-5
May 5, 1980	Tallahassee	L, 5-7
Mar 6, 1981	Miami	L, 3-4
Mar 7, 1981	Miami	L, 8-10
Mar 8, 1981	Miami	L, 4-19
May 2, 1981	Tallahassee	L, 2-3
May 3, 1981	Tallahassee	W, 5-4
May 4, 1981	Tallahassee	L, 3-4
May 23, 1981*	Miami	L, 6-14
Mar 26, 1982	Tallahassee	L, 5-6
Mar 27, 1982	Tallahassee	W, 5-3
Mar 28, 1982	Tallahassee	W, 9-3
May 7, 1982	Miami	L, 5-11
May 8, 1982	Miami	W, 9-2
May 9, 1982	Miami	T, 7-7
Feb 25, 1983	Miami	L, 0-9
Feb 26, 1983	Miami	L, 2-4
Apr 15, 1983	Tallahassee	W, 6-5
Apr 16, 1983	Tallahassee	W, 4-3
Apr 17, 1983	Tallahassee	W, 5-0
Feb 2, 1984	Miami	L, 7-0
May 29, 1983*	Tallahassee	L, 5-10
Feb 24, 1984	Miami	L, 0-7
Feb 25, 1984	Miami	W, 5-4
Feb 26, 1984	Miami	W, 7-6
Apr 13, 1984	Tallahassee	W, 3-2
Apr 14, 1984	Tallahassee	L, 3-4
Apr 15, 1984	Tallahassee	W, 5-4
Feb 22, 1985	Miami	W, 5-2
Feb 23, 1985	Miami	W, 4-15
Feb 24, 1985	Miami	L, 5-6
Apr 12, 1985	Tallahassee	L, 2-3
Apr 13, 1985	Tallahassee	W, 13-5
Apr 14, 1985	Tallahassee	L, 5-8

Apr 11, 1986	Tallahassee	W, 6-1
Apr 12, 1986	Tallahassee	L, 3-4
Apr 13, 1986	Tallahassee	W, 8-3
May 2, 1986	Miami	L, 10-11
May 3, 1986	Miami	W, 14-6
May 4, 1986	Miami	L, 5-7
Jun 3, 1986***	Omaha, NE	W, 7-2
Jun 8, 1986***	Omaha, NE	W, 4-3
Apr 10, 1987	Tallahassee	W, 14-3
Apr 11, 1987	Tallahassee	L, 6-11
Apr 12, 1987	Tallahassee	L, 10-11 (11)
May 1, 1987	Miami	L, 3-4 (10)
May 2, 1987	Miami	W, 6-4 (11)
May 3, 1987	Miami	W, 8-6
May 22, 1987*	Tallahassee	W, 5-2
Apr 8, 1988	Tallahassee	L, 3-8
Apr 9, 1988	Tallahassee	W, 20-8
Apr 10, 1988	Tallahassee	T, 5-5
May 6, 1988	Miami	W, 6-5
May 7, 1988	Miami	L, 7-9
May 8, 1988	Miami	W, 6-3
Apr 7, 1989	Tallahassee	W, 3-0
Apr 8, 1989	Tallahassee	L, 1-8
Apr 9, 1989	Tallahassee	W, 11-3
May 5, 1989	Miami	L, 2-11
May 6, 1989	Miami	L, 2-8
May 7, 1989	Miami	W, 8-4
Apr 13, 1990	Tallahassee	W, 7-3
Apr 14, 1990	Tallahassee	L, 5-8
Apr 15, 1990	Tallahassee	L, 3-8
May 4, 1990	Miami	L, 3-7
May 5, 1990	Miami	W, 6-2
May 6, 1990	Miami	W, 8-4
Apr 12, 1991	Tallahassee	W, 5-2
Apr 13, 1991	Tallahassee	W, 12-4
Apr 14, 1991	Tallahassee	W, 8-5
May 3, 1991	Miami	W, 3-2
May 4, 1991	Miami	W, 4-1
May 5, 1991	Miami	L, 6-8
Apr 10, 1992	Tallahassee	L, 6-10
Apr 11, 1992	Tallahassee	L, 3-6
Apr 12, 1992	Tallahassee	L, 5-6
Apr 24, 1992	Miami	L, 3-7
Apr 25, 1992	Miami	L, 4-5
Apr 26, 1992	Miami	W, 3-2
Apr 9, 1993	Tallahassee	W, 7-0
Apr 10, 1993	Tallahassee	W, 8-1
Apr 11, 1993	Tallahassee	W, 6-2
Apr 23, 1993	Miami	W, 1-0
Apr 24, 1993	Miami	L, 3-4 (12)
Apr 25, 1993	Miami	L, 13-14 (10)
Apr 8, 1994	Tallahassee	W, 6-3
Apr 9, 1994	Tallahassee	L, 2-5
Apr 10, 1994	Tallahassee	L, 1-2
Apr 15, 1994	Miami	W, 6-1
Apr 16, 1994	Miami	L, 0-8
Apr 17, 1994	Miami	W, 7-2
Apr 7, 1995	Tallahassee	W, 9-1
Apr 8, 1995	Tallahassee	L, 5-6
Apr 9, 1995	Tallahassee	W, 3-2 (11)
Apr 14, 1995	Miami	W, 9-6 (14)
Apr 15, 1995	Miami	W, 10-1 (12)
Apr 16, 1995	Miami	L, 2-3
Jun 4, 1995***	Omaha, NE	L, 2-4
Apr 5, 1996	Tallahassee	W, 13-2
Apr 6, 1996	Tallahassee	L, 2-13
Apr 7, 1996	Tallahassee	W, 15-1
Apr 12, 1996	Miami	L, 2-6
Apr 13, 1996	Miami	L, 8-9
Apr 14, 1996	Miami	L, 4-7
Apr 11, 1997	Tallahassee	L, 5-9
Apr 12, 1997	Tallahassee	L, 5-8
Apr 13, 1997	Tallahassee	W, 8-7
May 2, 1997	Miami	L, 1-9
May 3, 1997	Miami	L, 6-7
May 4, 1997	Miami	W, 7-3
Apr 3, 1998	Tallahassee	L, 4-9
Apr 4, 1998	Tallahassee	L, 2-8
Apr 5, 1998	Tallahassee	L, 6-9
May 1, 1998	Miami	L, 1-7
May 2, 1998	Miami	W, 11-5
May 3, 1998	Miami	W, 5-4
Apr 16, 1999	Tallahassee	W, 8-2
Apr 17, 1999	Tallahassee	L, 3-4
Apr 18, 1999	Tallahassee	L, 7-8

Apr 23, 1999	Miami	L, 7-8
Apr 24, 1999	Miami	L, 4-9
Apr 25, 1999	Miami	L, 8-9
Jun 19, 1999***	Omaha, NE	L, 5-6
Apr 7, 2000	Tallahassee	W, 14-13 (17)
Apr 8, 2000	Tallahassee	W, 12-2
Apr 9, 2000	Tallahassee	W, 5-4
Apr 14, 2000	Miami	L, 3-7
Apr 15, 2000	Miami	L, 3-7
Apr 16, 2000	Miami	W, 14-3
Jun 2, 2000**	Tallahassee	W, 9-2
Jun 3, 2000**	Tallahassee	L, 5-7
Jun 4, 2000**	Tallahassee	W, 6-1
Apr 13, 2001	Miami	W, 10-9
Apr 14, 2001	Miami	L, 4-5
Apr 15, 2001	Miami	L, 1-7
Apr 20, 2001	Tallahassee	L, 5-7
Apr 21, 2001	Tallahassee	L, 6-9
Apr 22, 2001	Tallahassee	L, 4-7
Apr 5, 2002	Tallahassee	W, 13-3
Apr 6, 2002	Tallahassee	L, 2-5
Apr 7, 2002	Tallahassee	W, 9-7 (13)
Apr 12, 2002	Miami	W, 6-4
Apr 13, 2002	Miami	W, 9-3
Apr 14, 2002	Miami	W, 17-11
Apr 18, 2003	Miami	W, 4-2
Apr 19, 2003	Miami	W, 6-4
Apr 20, 2003	Miami	T, 7-7
Apr 25, 2003	Tallahassee	W, 1-0
Apr 26, 2003	Tallahassee	L, 3-14
Apr 27, 2003	Tallahassee	W, 12-0
Apr 9, 2004	Tallahassee	W, 6-5
Apr 10, 2004	Tallahassee	L, 11-17
Apr 11, 2004	Tallahassee	L, 0-4
Apr 16, 2004	Miami	L, 0-10
Apr 17, 2004	Miami	L, 3-7
Apr 18, 2004	Miami	W, 10-3
Apr 22, 2005	Miami	L, 3-5
Apr 23, 2005	Miami	L, 2-5
Apr 24, 2005	Miami	W, 13-1
Apr 14, 2006	Tallahassee	L, 3-7
Apr 15, 2006	Tallahassee	W, 16-1
Apr 16, 2006	Tallahassee	L, 5-7
Apr 27, 2007	Miami	W, 7-6
Apr 28, 2007	Miami	W, 13-8
Apr 29, 2007	Miami	L, 1-7
May 25, 2007^	Jacksonville, FL	L, 3-9
Apr 18, 2008	Tallahassee	L, 4-11
Apr 19, 2008	Tallahassee	W, 9-5
Apr 20, 2008	Tallahassee	L, 10-11
Jun 16, 2008***	Omaha, NE	L, 5-7
Apr 3, 2009	Miami	W, 14-4
Apr 4, 2009	Miami	L, 4-6
Apr 5, 2009	Miami	L, 8-14
May 21, 2009^	Durham, NC	W, 4-2
Apr 23, 2010	Tallahassee	L, 5-6
Apr 24, 2010	Tallahassee	W, 8-7
Apr 25, 2010	Tallahassee	W, 7-6
May 26, 2010^	Greensboro, NC	L, 3-9
Apr 29, 2011	Miami	W, 6-5
Apr 30, 2011	Miami	W, 2-0
Apr 31, 2011	Miami	L, 1-5

FSU Most Runs (Gm): 21 (1957)

FSU Widest Margin: 21-3 (1957), 18-0 (1958)

UM Most Runs (Gm): 19 (1981)

UM Widest Margin: 19-4 (1981)

High-Scoring Game: 28 (FSU 20-8, 1988; FSU 17-11, 2002; UM 17-11, 2004)

Low-Scoring Game: 1 (FSU 1-0, 1975)

Longest FSU Win Streak: 12 (1966-71)

Longest UM Win Streak: 6 (1991-92; 1999-99)

Shutouts By: FSU 15, UM 6

NORTH CAROLINA: 63-28

At Florida State: FSU leads 38-11

At North Carolina: Series tied 15-15

At Neutral: FSU leads 10-2

Mar 29, 1956	Tallahassee	W, 3-2
Mar 26, 1959	Tallahassee	L, 9-11
Apr 1, 1961	Tallahassee	W, 10-1
Apr 23, 1962	Tallahassee	W, 9-2
Apr 22, 1963	Tallahassee	W, 5-2
Mar 26, 1964	Tallahassee	W, 9-0



ALL-TIME ACC RESULTS

Mar 30, 1964	Tallahassee	W, 17-3
Apr 24, 1965	Chapel Hill, NC	L, 1-12
Apr 7, 1966	Tallahassee	W, 15-7
Apr 8, 1966	Tallahassee	L, 4-6
Apr 9, 1966	Tallahassee	W, 4-1
Jun 4, 1966\$	Gastonia, NC	W, 6-5
Jun 4, 1966\$	Gastonia, NC	L, 4-6
Mar 30, 1967	Tallahassee	W, 5-1
Mar 31, 1967	Tallahassee	L, 1-3
Apr 1, 1967	Tallahassee	W, 2-1
Mar 30, 1970	Tallahassee	W, 15-6
Mar 30, 1970	Tallahassee	W, 5-4
Mar 31, 1970	Tallahassee	W, 3-2
May 17, 1985	Tallahassee	W, 13-7
May 18, 1985	Tallahassee	W, 9-5
May 19, 1985	Tallahassee	L, 8-9
Jun 2, 1989***	Omaha, NE	W, 4-2
Feb 10, 1990	Tallahassee	W, 6-3
Mar 13, 1992	Chapel Hill, NC	W, 9-3
Mar 14, 1992	Chapel Hill, NC	L, 2-11
Mar 15, 1992	Chapel Hill, NC	W, 4-2
May 12, 1992^	Greenville, SC	W, 7-3
Mar 12, 1993	Tallahassee	W, 6-3
Mar 14, 1993	Tallahassee	W, 4-3 (10)
Mar 25, 1994	Chapel Hill, NC	L, 2-3
Mar 26, 1994	Chapel Hill, NC	W, 9-5
May 13, 1995	Tallahassee	L, 2-3
May 13, 1995	Tallahassee	W, 13-1
May 14, 1995	Tallahassee	L, 3-5
May 20, 1995^	Greenville, SC	W, 10-1
Mar 20, 1996	Chapel Hill, NC	W, 2-1 (7)
Mar 20, 1996	Chapel Hill, NC	W, 7-1 (7)
Mar 21, 1996	Chapel Hill, NC	W, 9-1
May 9, 1997	Tallahassee	W, 8-2
May 10, 1997	Tallahassee	W, 8-5
May 11, 1997	Tallahassee	W, 11-6
Apr 10, 1998	Chapel Hill, NC	L, 5-6
Apr 11, 1998	Chapel Hill, NC	W, 20-4
Apr 12, 1998	Chapel Hill, NC	W, 4-3
May 15, 1998^	Durham, NC	W, 13-11
Mar 26, 1999	Tallahassee	W, 12-6
Mar 27, 1999	Tallahassee	W, 5-4
Mar 28, 1999	Tallahassee	W, 9-4
May 12, 2000	Chapel Hill, NC	W, 6-2
May 13, 2000	Chapel Hill, NC	L, 5-6
May 14, 2000	Chapel Hill, NC	W, 4-2
May 19, 2000^	Fort Mill, SC	W, 4-1
Mar 23, 2001	Tallahassee	W, 3-0
Mar 24, 2001	Tallahassee	W, 12-6
Mar 25, 2001	Tallahassee	W, 8-7
Mar 22, 2002	Chapel Hill, NC	L, 7-11
Mar 23, 2002	Chapel Hill, NC	L, 1-7
Mar 24, 2002	Chapel Hill, NC	L, 1-9
Mar 28, 2003	Tallahassee	W, 8-4
Mar 29, 2003	Tallahassee	L, 4-8
Mar 30, 2003	Tallahassee	W, 2-1
May 23, 2003^	Salem, VA	L, 2-3 (10)
Mar 26, 2004	Chapel Hill, NC	L, 4-10
Mar 27, 2004	Chapel Hill, NC	W, 10-6
Mar 28, 2004	Chapel Hill, NC	L, 6-12
May 29, 2004^	Salem, VA	W, 8-7
May 13, 2005	Tallahassee	W, 9-4
May 14, 2005	Tallahassee	W, 6-5
May 15, 2005	Tallahassee	W, 7-6 (11)
May 25, 2005^	Jacksonville, FL	W, 3-2 (12)
Mar 31, 2006	Chapel Hill, NC	L, 0-4
Apr 1, 2006	Chapel Hill, NC	L, 3-4
Apr 2, 2006	Chapel Hill, NC	W, 6-5
May 25, 2006^	Jacksonville, FL	W, 7-6
Apr 20, 2007	Tallahassee	W, 4-2
Apr 21, 2007	Tallahassee	W, 5-4
Apr 22, 2007	Tallahassee	L, 6-10
Apr 25, 2008	Cary, NC	L, 4-11
Apr 26, 2008	Cary, NC	W, 13-5
Apr 27, 2008	Cary, NC	L, 1-2
May 24, 2008^	Jacksonville, FL	W, 9-6
Apr 10, 2009	Tallahassee	W, 3-2
Apr 11, 2009	Tallahassee	L, 2-7
Apr 12, 2009	Tallahassee	W, 9-8
Mar 19, 2010	Chapel Hill, NC	W, 4-3
Mar 20, 2010	Chapel Hill, NC	L, 4-10
Mar 21, 2010	Chapel Hill, NC	W, 5-3
Apr 8, 2011	Tallahassee	W, 5-3
Apr 9, 2011	Tallahassee	L, 5-8
Apr 10, 2011	Tallahassee	L, 6-7

FSU Most Runs (Gm): 20 (1998)
FSU Widest Margin: 20-4 (1998)
UNC Most Runs (Gm): 12 (1965)
UNC Widest Margin: 12-1 (1965)
High-Scoring Game: 24 (FSU 20-4 & 13-11, 1998)
Low-Scoring Game: 3 (FSU 3-0, 2001; FSU 2-1, 2003; UNC 2-1, 2008)
Longest FSU Win Streak: 7 (1996-97; 1998-00)
Longest UNC Win Streak: 3 (2000-00)
Shutouts By: FSU 2, UNC 1

NC STATE: 55-25

At Florida State: FSU leads 24-7
At NC State: FSU leads 18-10
At Neutral: FSU leads 13-8

Apr 24, 1962	Tallahassee	W, 12-3
Apr 24, 1963	Tallahassee	L, 7-8
Apr 23, 1965	Raleigh, NC	L, 2-7
Jun 1, 1967\$	Gastonia, NC	W, 15-12
Jun 3, 1967\$	Gastonia, NC	L, 1-4
May 22, 1986*	Tallahassee	W, 10-6
Mar 20, 1992	Tallahassee	W, 4-0
Mar 21, 1992	Tallahassee	W, 12-1
Mar 22, 1992	Tallahassee	L, 4-6
May 12, 1992^	Greenville, SC	W, 1-0
Mar 26, 1993	Raleigh, NC	L, 0-8
Mar 27, 1993	Raleigh, NC	W, 5-1
Mar 28, 1993	Raleigh, NC	L, 1-4
May 19, 1993^	Greenville, SC	L, 1-5
Apr 1, 1994	Tallahassee	W, 3-2 (10)
Apr 2, 1994	Tallahassee	W, 2-1
Apr 4, 1994	Tallahassee	W, 8-7
May 18, 1994^	Greenville, SC	L, 5-6
May 21, 1994^	Greenville, SC	W, 7-4
Mar 31, 1995	Raleigh, NC	W, 6-0
Apr 1, 1995	Raleigh, NC	W, 6-5
Apr 2, 1995	Raleigh, NC	W, 12-3
May 18, 1995^	Greenville, SC	W, 12-6
Mar 29, 1996	Tallahassee	W, 5-4
Mar 31, 1996	Tallahassee	W, 5-4 (7)
Mar 31, 1996	Tallahassee	W, 5-4 (7)
Mar 28, 1997	Raleigh, NC	W, 6-3
Mar 29, 1997	Raleigh, NC	L, 9-10
Mar 30, 1997	Raleigh, NC	L, 5-9
May 15, 1997^	St. Petersburg, FL	W, 5-3
Mar 6, 1998	Tallahassee	W, 9-0
May 16, 1998^	Durham, NC	W, 13-6
Mar 19, 1999	Raleigh, NC	W, 14-4
Mar 20, 1999	Raleigh, NC	W, 2-1
Mar 21, 1999	Raleigh, NC	W, 13-1
Apr 28, 2000	Tallahassee	L, 4-5
Apr 29, 2000	Tallahassee	W, 8-2
Apr 30, 2000	Tallahassee	W, 6-5
May 17, 2000^	Fort Mill, SC	W, 8-6
Mar 16, 2001	Raleigh, NC	W, 8-7
Mar 17, 2001	Raleigh, NC	L, 2-4
Mar 18, 2001	Raleigh, NC	W, 12-3
May 16, 2001^	Fort Mill, SC	W, 11-5
May 19, 2001^	Fort Mill, SC	L, 4-8
Apr 26, 2002	Tallahassee	W, 9-3
Apr 27, 2002	Tallahassee	W, 10-4
Apr 28, 2002	Tallahassee	W, 12-11
Mar 22, 2003	Kinston, NC	L, 2-4
Mar 22, 2003	Kinston, NC	L, 2-5
Mar 23, 2003	Kinston, NC	W, 3-1
May 24, 2003^	Salem, VA	W, 17-6
Apr 2, 2004	Tallahassee	L, 0-11
Apr 3, 2004	Tallahassee	W, 7-6
Apr 4, 2004	Tallahassee	W, 10-3
May 26, 2004^	Salem, VA	W, 6-5
May 19, 2005	Raleigh, NC	W, 8-2
May 20, 2005	Raleigh, NC	L, 4-7
May 21, 2005	Raleigh, NC	L, 3-8
May 18, 2006	Tallahassee	W, 11-10 (10)
May 19, 2006	Tallahassee	W, 7-1
May 20, 2006	Tallahassee	L, 7-15
May 27, 2006^	Jacksonville, FL	W, 7-3
May 27, 2006^	Jacksonville, FL	L, 7-8
Apr 6, 2007	Raleigh, NC	W, 10-4
Apr 7, 2007	Raleigh, NC	L, 6-8
Apr 8, 2007	Raleigh, NC	W, 6-5
May 15, 2008	Tallahassee	L, 2-12
May 16, 2008	Tallahassee	W, 1-0
May 17, 2008	Tallahassee	W, 8-1

Apr 17, 2009	Raleigh, NC	W, 9-3
Apr 18, 2009	Raleigh, NC	W, 4-2
Apr 19, 2009	Raleigh, NC	W, 13-2
May 14, 2010	Tallahassee	L, 2-5
May 15, 2010	Tallahassee	W, 7-5
May 16, 2010	Tallahassee	W, 12-9
May 30, 2010^	Greensboro, NC	W, 8-3
May 13, 2011	Raleigh, NC	W, 9-4
May 15, 2011	Raleigh, NC	W, 7-5
May 15, 2011	Raleigh, NC	L, 4-12
May 25, 2011^	Durham, NC	L, 0-7

FSU Most Runs (Gm): 17 (2003)
FSU Widest Margin: 12-1 (1992); 17-6 (2003); 13-2 (2009)
NCS Most Runs (Gm): 15 (2006)
NCS Widest Margin: 12-2 (2008)
High-Scoring Game: 27 (FSU 15-12, 1967)
Low-Scoring Game: 1 (FSU 1-0, 2008)
Longest FSU Win Streak: 9 (1994-97)
Longest NCS Win Streak: 2 (Six times - latest 2011)
Shutouts By: FSU 5, NCS 2

VIRGINIA: 45-19

At Florida State: FSU leads 23-5
At Virginia: FSU leads 16-8
At Neutral: Series tied 6-6

Apr 4, 1972	Tallahassee	W, 8-6
Apr 5, 1972	Tallahassee	W, 14-7
Mar 24, 1992	Charlottesville, VA	W, 4-3
Mar 25, 1992	Charlottesville, VA	W, 13-7
Mar 16, 1993	Tallahassee	W, 10-5
Mar 17, 1993	Tallahassee	W, 11-0
Mar 18, 1993	Tallahassee	W, 8-1
May 17, 1993^	Greenville, SC	W, 11-2
May 13, 1994	Charlottesville, VA	L, 0-1
May 14, 1994	Charlottesville, VA	W, 8-6
May 15, 1994	Charlottesville, VA	W, 13-1
Mar 13, 1995	Tallahassee	W, 12-7
Mar 14, 1995	Tallahassee	L, 1-2
May 17, 1995^	Greenville, SC	W, 6-0
May 10, 1996	Charlottesville, VA	W, 6-0
May 11, 1996	Charlottesville, VA	L, 7-9
May 12, 1996	Charlottesville, VA	W, 6-3
May 16, 1996^	Durham, NC	L, 2-3
May 18, 1996^	Durham, NC	W, 8-2
May 19, 1996^	Durham, NC	L, 1-12
Mar 7, 1997	Tallahassee	W, 8-2
Mar 8, 1997	Tallahassee	L, 4-6
Mar 9, 1997	Tallahassee	W, 20-2
May 9, 1998	Charlottesville, VA	W, 5-4
May 9, 1998	Charlottesville, VA	W, 11-2
May 10, 1998	Charlottesville, VA	W, 9-6
May 13, 1998^	Durham, NC	W, 4-1
Mar 12, 1999	Tallahassee	W, 10-3
Mar 13, 1999	Tallahassee	W, 2-1
Mar 14, 1999	Tallahassee	W, 11-3
Apr 1, 2000	Charlottesville, VA	W, 9-6
Apr 2, 2000	Charlottesville, VA	L, 1-2
Apr 2, 2000	Charlottesville, VA	W, 10-4
Mar 10, 2001	Tallahassee	W, 9-2
Mar 10, 2001	Tallahassee	W, 16-1
Mar 11, 2001	Tallahassee	W, 2-1
Mar 15, 2002	Charlottesville, VA	L, 10-11
Mar 16, 2002	Charlottesville, VA	W, 8-3
Mar 16, 2002	Charlottesville, VA	W, 14-4
Mar 14, 2003	Tallahassee	W, 9-1
Mar 15, 2003	Tallahassee	W, 4-0
Mar 16, 2003	Tallahassee	W, 5-4 (12)
May 24, 2003^	Salem, VA	W, 2-0
May 7, 2004	Charlottesville, VA	L, 0-11
May 8, 2004	Charlottesville, VA	W, 7-6
May 9, 2004	Charlottesville, VA	W, 4-1
Apr 29, 2005	Tallahassee	W, 8-1
May 1, 2005	Tallahassee	L, 2-6
May 1, 2005	Tallahassee	W, 7-2
May 24, 2006^	Jacksonville, FL	L, 2-6
May 26, 2006^	Jacksonville, FL	W, 11-0 (7)
Apr 4, 2008	Tallahassee	W, 10-3
Apr 6, 2008	Tallahassee	W, 3-2 (10)
Apr 6, 2008	Tallahassee	W, 3-2 (10)
May 23, 2008^	Jacksonville, FL	L, 3-5
Mar 13, 2009	Charlottesville, VA	L, 2-15
May 24, 2009^	Durham, NC	L, 3-6
Mar 12, 2010	Tallahassee	L, 0-5



ALL-TIME ACC RESULTS

Mar 13, 2010	Tallahassee	L, 8-9
Mar 14, 2010	Tallahassee	W, 9-8
Mar 18, 2011	Charlottesville, VA	L, 4-5 (11)
Mar 19, 2011	Charlottesville, VA	L, 3-4 (11)
Mar 20, 2011	Charlottesville, VA	W, 12-11 (10)
May 29, 2011^	Durham, NC	L, 2-7

FSU Most Runs (Gm): 20 (1997)
FSU Widest Margin: 20-2 (1997)
UVA Most Runs (Gm): 15 (2009)
UVA Widest Margin: 15-2 (2009)
High-Scoring Game: 23 (FSU 12-11 (10), 2011)
Low Scoring Game: 1 (UVA 1-0, 1994)
Longest FSU Win Streak: 9 (1998-00)
Longest UVA Win Streak: 5 (2008-2010)
Shutouts By: FSU 6, UVA 3

VIRGINIA TECH: 36-8

At Florida State: FSU leads 24-6
At Virginia Tech: FSU leads 10-2
At Neutral: FSU leads 2-0

Mar 22, 1967	Tallahassee	W, 7-2
May 9, 1980	Tallahassee	L, 4-12
May 10, 1980	Tallahassee	W, 13-6
Mar 23, 1982	Tallahassee	W, 7-2
Mar 24, 1982	Tallahassee	W, 12-4
Mar 25, 1982	Tallahassee	L, 1-5
May 15, 1982	Tallahassee	W, 2-1
May 13, 1984	Tallahassee	W, 17-3
May 10, 1985	Tallahassee	L, 5-8
May 12, 1985	Tallahassee	W, 3-1
May 14, 1987	Tallahassee	W, 5-4
May 19, 1988	Tallahassee	W, 9-6
Apr 21, 1989	Tallahassee	L, 5-7
Apr 22, 1989	Tallahassee	W, 14-8
Apr 23, 1989	Tallahassee	W, 8-4
May 20, 1989	Tallahassee	W, 8-2
May 8, 1990	Blacksburg, VA	W, 6-4
May 9, 1990	Blacksburg, VA	W, 5-1
May 10, 1990	Blacksburg, VA	W, 25-14
May 17, 1990	Hattiesburg, MS	W, 11-3
May 19, 1990	Hattiesburg, MS	W, 12-5
May 7, 1991	Tallahassee	W, 3-2 (12)
May 7, 1991	Tallahassee	W, 4-1
May 8, 1991	Tallahassee	W, 11-1
Mar 18, 2005	Tallahassee	W, 3-1
Mar 19, 2005	Tallahassee	W, 12-2
Mar 20, 2005	Tallahassee	W, 8-1
Mar 17, 2006	Blacksburg, VA	W, 11-2
Mar 18, 2006	Blacksburg, VA	L, 7-9
Mar 19, 2006	Blacksburg, VA	W, 9-4
Apr 13, 2007	Tallahassee	14-1
Apr 14, 2007	Tallahassee	W, 4-3
Apr 15, 2007	Tallahassee	W, 8-5
Mar 21, 2008	Blacksburg, VA	W, 9-4
Mar 22, 2008	Blacksburg, VA	W, 12-11
Mar 23, 2008	Blacksburg, VA	W, 18-12
May 1, 2009	Tallahassee	W, 10-2
May 2, 2009	Tallahassee	W, 10-4
May 3, 2009	Tallahassee	W, 9-4
Apr 2, 2010	Tallahassee	L, 5-10
Apr 3, 2010	Tallahassee	L, 7-8
Apr 4, 2010	Tallahassee	W, 9-6
Apr 15, 2011	Blacksburg, VA	L, 1-2
Apr 16, 2011	Blacksburg, VA	W, 15-11
Apr 17, 2011	Blacksburg, VA	W, 18-12

FSU Most Runs (Gm): 25 (1990)
FSU Widest Margin: 17-3 (1984)
VT Most Runs (Gm): 14 (1990)
VT Widest Margin: 12-4 (1980)
High-Scoring Game: 39 (FSU 25-14, 1990)
Low Scoring Game: 3 (VT 2-1, 2011)
Longest FSU Win Streak: 15 (1989-2006)
Longest VT Win Streak: 2 (2010)
Shutouts By: None

WAKE FOREST: 77-20

At Florida State: FSU leads 41-9
At Wake Forest: FSU leads 23-6
At Neutral: FSU leads 13-5

Jun 4, 1962\$	Gastonia, NC	W, 10-8
Jun 4, 1962\$	Gastonia, NC	W, 3-2
Apr 23, 1963	Tallahassee	L, 5-7
May 31, 1963\$	Gastonia, NC	W, 12-4
Jun 1, 1963\$	Gastonia, NC	L, 5-6
Jun 1, 1963\$	Gastonia, NC	W, 11-5
Mar 31, 1964	Tallahassee	L, 4-6
Apr 3, 1964	Tallahassee	L, 4-7
Apr 4, 1964	Tallahassee	W, 9-2
Mar 31, 1965	Tallahassee	W, 8-1
Apr 1, 1965	Tallahassee	W, 5-3
Apr 3, 1965	Tallahassee	W, 11-4
Mar 30, 1966	Tallahassee	W, 14-12
Apr 1, 1966	Auburn, AL	L, 3-4
Mar 30, 1967	Tallahassee	W, 5-1
Mar 31, 1967	Tallahassee	W, 3-2
Apr 1, 1967	Tallahassee	L, 0-1
Mar 27, 1968	Tallahassee	W, 3-0
Mar 28, 1968	Tallahassee	W, 7-4
Apr 2, 1969	Tallahassee	W, 9-4
Apr 3, 1969	Tallahassee	W, 16-6
Apr 4, 1969	Tallahassee	W, 16-14
Apr 5, 1969	Tallahassee	W, 10-1
Mar 18, 1983	Tallahassee	W, 10-2
Mar 19, 1983	Tallahassee	W, 9-1
Mar 20, 1983	Tallahassee	W, 7-3
Apr 17, 1992	Winston-Salem, NC	W, 9-3
Apr 18, 1992	Winston-Salem, NC	W, 9-4
Apr 19, 1992	Winston-Salem, NC	W, 11-1
May 10, 1992	Greenville, SC	W, 6-1
Apr 16, 1993	Tallahassee	L, 1-4
Apr 17, 1993	Tallahassee	W, 6-0
Apr 18, 1993	Tallahassee	L, 2-7
Mar 22, 1994	Winston-Salem, NC	W, 12-2
Mar 23, 1994	Winston-Salem, NC	W, 15-4
Mar 24, 1994	Winston-Salem, NC	W, 17-4
May 20, 1994^	Greenville, SC	W, 18-3
Feb 24, 1995	Tallahassee	W, 4-0
Feb 25, 1995	Tallahassee	L, 3-4
Feb 26, 1995	Tallahassee	W, 10-1
Mar 22, 1996	Winston-Salem, NC	W, 11-7
Mar 23, 1996	Winston-Salem, NC	W, 9-6
Mar 24, 1996	Winston-Salem, NC	W, 12-3
May 15, 1996^	Durham, NC	W, 8-4
Mar 14, 1997	Tallahassee	W, 15-8
Mar 15, 1997	Tallahassee	W, 11-3
Mar 16, 1997	Tallahassee	W, 10-0
Mar 13, 1998	Winston-Salem, NC	W, 12-11
Mar 14, 1998	Winston-Salem, NC	W, 10-4
Mar 15, 1998	Winston-Salem, NC	W, 9-6
May 14, 1998^	Durham, NC	W, 14-1
May 16, 1998^	Durham, NC	L, 1-2
May 17, 1998^	Durham, NC	L, 3-6
Apr 2, 1999	Tallahassee	W, 7-4
Apr 3, 1999	Tallahassee	W, 16-3
Apr 4, 1999	Tallahassee	W, 4-3
May 21, 1999^	Durham, NC	L, 0-4
Mar 17, 2000	Winston-Salem, NC	L, 1-7
Mar 18, 2000	Winston-Salem, NC	L, 4-7
Mar 19, 2000	Winston-Salem, NC	W, 12-4
Mar 30, 2001	Tallahassee	W, 12-3
Mar 31, 2001	Tallahassee	W, 6-5
Apr 1, 2001	Tallahassee	W, 6-5
May 19, 2001^	Fort Mill, SC	W, 15-2
Mar 29, 2002	Winston-Salem, NC	L, 3-5
Mar 30, 2002	Winston-Salem, NC	W, 18-10
Mar 31, 2002	Winston-Salem, NC	L, 5-7
May 24, 2002^	St. Petersburg, FL	W, 5-2
Apr 4, 2003	Tallahassee	W, 7-5
Apr 5, 2003	Tallahassee	W, 7-2
Apr 6, 2003	Tallahassee	W, 10-7
May 20, 2004	Winston-Salem, NC	W, 11-10
May 21, 2004	Winston-Salem, NC	W, 27-3
May 22, 2004	Winston-Salem, NC	W, 10-6
Apr 8, 2005	Tallahassee	W, 7-5
Apr 9, 2005	Tallahassee	W, 4-3
Apr 10, 2005	Tallahassee	L, 10-13 (12)
May 27, 2005^	Jacksonville, FL	W, 7-3
May 5, 2006	Winston-Salem, NC	L, 2-4

May 6, 2006	Winston-Salem, NC	W, 4-3, (20)
Mar 16, 2007	Tallahassee	W, 7-6 (11)
Mar 17, 2007	Tallahassee	W, 4-3
Mar 18, 2007	Tallahassee	W, 11-1
May 23, 2007^	Jacksonville, FL	W, 11-2
Mar 28, 2008	Tallahassee	W, 21-2
Mar 29, 2008	Tallahassee	L, 2-4
Mar 30, 2008	Tallahassee	W, 3-2 (11)
May 21, 2008^	Jacksonville, FL	W, 8-3
Apr 24, 2009	Tallahassee	W, 15-6
Apr 25, 2009	Tallahassee	W, 6-4
Apr 26, 2009	Tallahassee	W, 14-10
Apr 9, 2010	Winston-Salem, NC	W, 10-1
Apr 10, 2010	Winston-Salem, NC	W, 5-4
Apr 11, 2010	Winston-Salem, NC	W, 17-16
Mar 25, 2011	Tallahassee	W, 12-4
Mar 26, 2011	Tallahassee	L, 0-8
Mar 27, 2011	Tallahassee	W, 11-2

FSU Most Runs (Gm): 27 (2004)
FSU Widest Margin: 27-3 (2004)
WF Most Runs (Gm): 16 (2010)
WF Widest Margin: 8-0 (2011)
High-Scoring Game: 33 (FSU 17-16, 2010)
Low Scoring Game: 1 (WF 1-0, 1967)
Longest FSU Win Streak: 13 (1968-1992)
Longest WF Win Streak: 3 (1999-2000)
Shutouts By: FSU 4, WF 3

\$ = District 3 – Gastonia, NC
 * = NCAA Regional
 ** = NCAA Super Regional
 *** = College World Series
 ^ = ACC Tournament



ALL-TIME RESULTS

AKRON: 4-0

At Florida State: FSU leads 4-0

Mar 23, 1999	Tallahassee	W, 7-4
Mar 24, 1999	Tallahassee	W, 12-2
Mar 20, 2001	Tallahassee	W, 8-2
Mar 21, 2001	Tallahassee	W, 14-2

FSU Most Runs (Gm): 14 (2001)

FSU Widest Margin: 14-2 (2001)

Akron Most Runs (Gm): 4 (1999)

High-Scoring Game: 16 (FSU 14-2, 2001)

Low Scoring Game: 10 (FSU 8-2, 2001)

Longest FSU Win Streak: 4 (1999-Present)

ALABAMA: 7-2

At Florida State: FSU leads 6-1

At Alabama: FSU leads 1-0

Mar 23, 1967	Tallahassee	L, 3-4
Mar 25, 1967	Tallahassee	W, 1-0
May 31, 1968	Gastonia, NC	W, 6-1
May 28, 1983	Tallahassee	L, 5-7
Mar 23, 1984	Tallahassee	W, 18-16
May 25, 1991*	Tallahassee	W, 5-2
May 26, 1991*	Tallahassee	W, 6-5
Jun 4, 2011*	Tallahassee	W, 9-5
Jun 5, 2011*	Tallahassee	W, 11-1

FSU Most Runs (Gm): 18 (1984)

FSU Widest Margin: 11-1 (2011)

Alabama Most Runs (Gm): 16 (1984)

Alabama Widest Margin: 7-5 (1983)

High-Scoring Game: 34 (FSU 18-16, 1984)

Low Scoring Game: 1 (FSU 1-0, 1967)

Longest FSU Win Streak: 5 (84-Present)

Shutouts By: FSU 1

ALABAMA-BIRMINGHAM: 1-0

At Florida State: FSU leads 1-0

Mar 17, 1988	Tallahassee	W, 10-4
--------------	-------------	---------

AMHERST: 7-1

At Florida State: FSU leads 7-1

Mar 27, 1952	Tallahassee	W, 4-2
Mar 30, 1953	Tallahassee	W, 5-0
Mar 31, 1953	Tallahassee	W, 4-3
Mar 29, 1954	Tallahassee	W, 11-3
Mar 30, 1954	Tallahassee	W, 10-6
Mar 23, 1955	Tallahassee	W, 10-3
Mar 24, 1955	Tallahassee	L, 7-9
Mar 25, 1964	Tallahassee	W, 5-0

FSU Most Runs (Gm): 11 (1954)

FSU Widest Margin: 11-3 (1954)

Amherst Most Runs (Gm): 9 (1955)

Amherst Widest Margin: 9-7 (1955)

High-Scoring Game: 16 (FSU 10-6, 1954; Amherst 9-7, 1955)

Low Scoring Game: 5 (FSU 5-0, 1953; 5-0, 1964)

Longest FSU Win Streak: 6 (1952-1955)

Shutouts By: FSU 2

APPALACHIAN STATE: 16-0

At Florida State: FSU leads 16-0

Feb 16, 1993	Tallahassee	W, 8-3
Feb 17, 1993	Tallahassee	W, 8-5
Feb 22, 2000	Tallahassee	W, 8-2
Feb 23, 2000	Tallahassee	W, 8-1
Feb 27, 2001	Tallahassee	W, 10-4
Feb 28, 2001	Tallahassee	W, 7-4
Mar 13, 2002	Tallahassee	W, 4-2
Mar 13, 2002	Tallahassee	W, 11-7
Feb 21, 2003	Tallahassee	W, 16-6
Feb 22, 2003	Tallahassee	W, 9-1
Feb 23, 2003	Tallahassee	W, 17-0
Feb 25, 2005	Tallahassee	W, 11-2
Feb 26, 2005	Tallahassee	W, 4-1
Feb 23, 2007	Tallahassee	W, 6-3
Feb 24, 2007	Tallahassee	W, 10-2
Feb 25, 2007	Tallahassee	W, 12-8

FSU Most Runs (Gm): 17 (2003)

FSU Widest Margin: 17-0 (2003)

ASU Most Runs (Gm): 8 (2007)

High-Scoring Game: 22 (FSU 16-6, 2003)

Low Scoring Game: 6 (FSU 4-2, 2002)

Longest FSU Win Streak: 16 (1993-Present)

Shutouts By: FSU 1

ARIZONA: 5-6

At Florida State: FSU leads 3-0

At Arizona: Arizona leads 2-1

At Neutral: Arizona leads 4-1

Jun 11, 1963***	Omaha, NE	L, 3-4
Jun 13, 1970***	Omaha, NE	W, 4-0
May 31, 1980***	Omaha, NE	L, 3-5
Jun 6, 1986***	Omaha, NE	L, 5-9
Jun 9, 1986***	Omaha, NE	L, 2-10
Feb 17, 1990	Tallahassee	W, 7-1
Feb 17, 1990	Tallahassee	W, 16-8
Feb 18, 1990	Tallahassee	W, 10-5
Feb 14, 1991	Tucson, AZ	W, 15-8
Feb 15, 1991	Tucson, AZ	L, 3-7
Feb 16, 1991	Tucson, AZ	L, 2-3

FSU Most Runs (Gm): 16 (1990)

FSU Widest Margin: 16-8 (1990)

Arizona Most Runs (Gm): 10 (1986)

Arizona Widest Margin: 10-2 (1986)

High-Scoring Game: 24 (FSU 16-8, 1990)

Low Scoring Game: 4 (FSU 4-0, 1970)

Longest FSU Win Streak: 4 (1990-1991)

Longest AU Win Streak: 3 (1980-1986)

Shutouts By: FSU 1

ARIZONA STATE: 23-11

At Florida State: FSU leads 16-1

At Arizona State: Arizona State leads 9-6

At Neutral: Series tied 1-1

May 31, 1987***	Omaha, NE	W, 3-0
Feb 4, 1989	Tallahassee	W, 9-6
Feb 5, 1989	Tallahassee	W, 8-3
Mar 31, 1990	Tempe, AZ	L, 1-9
Apr 1, 1990	Tempe, AZ	L, 6-7
Feb 8, 1991	Tallahassee	W, 6-5 (10)
Feb 9, 1991	Tallahassee	W, 21-5
Feb 10, 1991	Tallahassee	W, 4-3 (10)
Feb 9, 1992	Tempe, AZ	W, 4-2
Feb 9, 1992	Tempe, AZ	L, 1-4
Feb 11, 1994	Tallahassee	W, 9-7
Feb 12, 1994	Tallahassee	W, 13-2
Feb 13, 1994	Tallahassee	W, 9-8 (8)
Feb 10, 1995	Tempe, AZ	W, 11-2
Feb 11, 1995	Tempe, AZ	W, 14-6
Feb 12, 1995	Tempe, AZ	L, 2-8
Feb 7, 1997	Tallahassee	W, 5-2
Feb 8, 1997	Tallahassee	L, 6-9
Feb 9, 1997	Tallahassee	W, 11-5
Feb 6, 1998	Tempe, AZ	W, 3-2
Feb 7, 1998	Tempe, AZ	W, 6-1
May 29, 1998***	Omaha, NE	L, 10-11
Feb 5, 1999	Tallahassee	W, 4-1
Feb 6, 1999	Tallahassee	W, 11-4
Feb 7, 1999	Tallahassee	W, 7-5
Feb 4, 2000	Tempe, AZ	W, 11-10
Feb 5, 2000	Tempe, AZ	L, 9-15
Feb 6, 2000	Tempe, AZ	W, 9-7
Feb 15, 2002	Tallahassee	W, 9-4
Feb 16, 2002	Tallahassee	W, 5-3
Feb 17, 2002	Tallahassee	W, 6-4
Feb 6, 2004	Tempe, AZ	L, 1-2
Feb 7, 2004	Tempe, AZ	L, 9-10
Feb 8, 2004	Tempe, AZ	L, 6-12

FSU Most Runs (Gm): 21 (1991)

FSU Widest Margin: 21-5 (1991)

ASU Most Runs (Gm): 15 (2000)

ASU Widest Margin: 9-1 (1990)

High-Scoring Game: 26 (FSU 21-5, 1991)

Low Scoring Game: 3 (FSU 3-0, 1986; ASU 2-1, 2004)

Longest FSU Win Streak: 5 (1994-1995)

Longest ASU Win Streak: 3 (2004-Present)

Shutouts By: FSU 1

ARKANSAS: 0-5

At Florida State: Arkansas leads 3-0

At Arkansas: Arkansas leads 2-0

May 25, 1985*	Tallahassee	L, 6-7
Jun 11, 2004**	Fayetteville, AR	L, 5-7
Jun 12, 2004**	Fayetteville, AR	L, 2-4
Jun 5, 2009**	Tallahassee	L, 2-7
Jun 6, 2009**	Tallahassee	L, 8-9

ARMSTRONG STATE: 2-0

At Florida State: FSU leads 2-0

Feb 5, 1985	Tallahassee	W, 7-0
Feb 8, 1985	Tallahassee	W, 1-0

ARMY: 2-0

At Florida State: FSU leads 2-0

Mar 24, 1975	Tallahassee	W, 7-4
Jun 3, 2005*	Tallahassee	W, 3-2

AUBURN: 75-41

At Florida State: FSU leads 47-25

At Auburn: FSU leads 27-15

At Neutral: Series tied 1-1

Mar 20, 1954	Tallahassee	L, 2-7
Mar 19, 1957	Tallahassee	W, 8-2
Mar 20, 1957	Tallahassee	W, 10-5
Apr 22, 1957	Auburn, AL	L, 9-10
Apr 23, 1957	Auburn, AL	W, 10-4
Mar 20, 1958	Tallahassee	L, 3-4
Mar 20, 1958	Tallahassee	L, 7-10
Apr 25, 1958	Auburn, AL	W, 5-1
Apr 26, 1958	Auburn, AL	W, 4-2
Mar 17, 1959	Tallahassee	W, 8-4
Mar 17, 1959	Tallahassee	W, 11-3
May 13, 1959	Auburn, AL	W, 4-3
May 14, 1959	Auburn, AL	W, 8-6
Mar 21, 1960	Tallahassee	L, 4-10
Mar 22, 1960	Tallahassee	W, 22-8
Mar 23, 1960	Tallahassee	W, 11-4
May 6, 1960	Auburn, AL	L, 3-4
May 7, 1960	Auburn, AL	L, 5-6
Mar 20, 1961	Tallahassee	W, 10-1
Mar 21, 1961	Tallahassee	W, 10-9
Mar 22, 1961	Tallahassee	L, 5-15
Mar 16, 1962	Tallahassee	L, 7-12
Mar 17, 1962	Tallahassee	L, 2-10
Apr 9, 1962	Tallahassee	L, 6-7
Apr 10, 1962	Tallahassee	L, 3-5
Mar 16, 1963	Tallahassee	W, 2-1
Mar 18, 1963	Tallahassee	W, 8-3
Mar 25, 1963	Auburn, AL	W, 5-1
Mar 26, 1963	Auburn, AL	W, 9-7
May 30, 1963\$	Gastonia, NC	W, 4-3
Apr 20, 1964	Tallahassee	L, 3-5
May 4, 1964	Tallahassee	L, 2-4
May 5, 1964	Tallahassee	L, 5-19
Apr 5, 1965	Tallahassee	W, 6-1
Apr 6, 1965	Tallahassee	W, 12-0
Mar 22, 1966	Tallahassee	W, 6-3
Apr 1, 1966	Auburn, AL	L, 2-7
Apr 2, 1966	Auburn, AL	L, 2-6
Mar 20, 1967	Tallahassee	L, 7-12
Mar 21, 1967	Tallahassee	W, 1-0
Apr 7, 1967	Auburn, AL	L, 2-5
Apr 8, 1967	Auburn, AL	W, 9-3
Jun 3, 1967\$	Gastonia, NC	L, 3-13
Apr 22, 1968	Tallahassee	W, 2-1
Apr 23, 1968	Tallahassee	W, 7-3
May 13, 1968	Auburn, AL	W, 3-2
May 14, 1968	Auburn, AL	L, 1-18
Mar 14, 1969	Tallahassee	L, 0-1
Mar 15, 1969	Tallahassee	W, 6-1
May 19, 1969	Auburn, AL	L, 4-7
May 20, 1969	Auburn, AL	W, 6-3
Apr 6, 1970	Tallahassee	W, 10-4
Apr 7, 1970	Tallahassee	L, 3-5
May 18, 1970	Auburn, AL	W, 5-0
May 19, 1970	Auburn, AL	W, 7-6
Apr 12, 1971	Tallahassee	W, 13-8
Apr 13, 1971	Tallahassee	L, 8-11
May 17, 1971	Auburn, AL	W, 9-4
May 18, 1971	Auburn, AL	W, 6-5



ALL-TIME RESULTS

Mar 24, 1972	Tallahassee	L, 3-9
Mar 25, 1972	Tallahassee	W, 16-13
May 15, 1972	Auburn, AL	L, 3-9
May 16, 1972	Auburn, AL	W, 7-4
Apr 9, 1973	Tallahassee	L, 2-4
Apr 10, 1973	Tallahassee	L, 2-4
May 14, 1973	Auburn, AL	W, 4-2
May 15, 1973	Auburn, AL	W, 8-4
Apr 29, 1974	Tallahassee	W, 11-1
Apr 30, 1974	Tallahassee	L, 3-6
May 13, 1974	Auburn, AL	L, 4-5
May 14, 1974	Auburn, AL	L, 1-7
Apr 15, 1975	Tallahassee	W, 3-1
Apr 16, 1975	Tallahassee	W, 4-0
May 12, 1975	Auburn, AL	W, 4-1
May 12, 1975	Auburn, AL	L, 3-4
May 24, 1976*	Tallahassee	L, 1-2
Apr 8, 1980	Tallahassee	W, 21-7
Apr 9, 1980	Tallahassee	W, 2-0
Apr 22, 1980	Auburn, AL	W, 9-5
Apr 23, 1980	Auburn, AL	W, 4-2
Apr 28, 1981	Auburn, AL	W, 7-1
Apr 29, 1981	Auburn, AL	W, 4-3
May 6, 1981	Tallahassee	W, 7-5
May 7, 1981	Tallahassee	W, 11-3
Apr 13, 1982	Auburn, AL	L, 5-9
Apr 14, 1982	Auburn, AL	W, 10-8
Apr 20, 1982	Tallahassee	W, 14-0
Apr 21, 1982	Tallahassee	L, 8-9
Feb 22, 1983	Tallahassee	W, 12-9
Feb 23, 1983	Tallahassee	W, 6-1
Mar 24, 1983	Auburn, AL	W, 7-5
Feb 28, 1984	Tallahassee	W, 10-4
Feb 29, 1984	Tallahassee	W, 12-2
May 27, 1989*	Tallahassee	W, 7-6
May 24, 1997*	Tallahassee	L, 7-8
May 25, 1997*	Tallahassee	W, 9-7
May 25, 1997*	Tallahassee	L, 2-5
May 24, 1998*	Tallahassee	W, 16-10
Jun 4, 1999**	Tallahassee	W, 10-2
Jun 5, 1999**	Tallahassee	W, 6-3
May 26, 2001*	Tallahassee	W, 10-6
May 27, 2001*	Tallahassee	W, 9-6
Feb 11, 2005	Tallahassee	W, 7-3
Feb 12, 2005	Tallahassee	W, 6-5
Feb 13, 2005	Tallahassee	L, 2-9
Jun 4, 2005	Tallahassee	W, 4-3
Jun 5, 2005	Tallahassee	W, 10-4
Feb 10, 2006	Auburn, AL	L, 2-5
Feb 11, 2006	Auburn, AL	W, 8-3
Feb 28, 2008	Auburn, AL	W, 7-5
Feb 29, 2008	Auburn, AL	W, 6-5
Mar 1, 2008	Tallahassee	W, 4-3
Mar 2, 2008	Tallahassee	W, 10-1
Feb 26, 2009	Tallahassee	W, 8-7
Feb 27, 2009	Tallahassee	W, 14-5
Feb 28, 2009	Auburn, AL	L, 9-10

FSU Most Runs (Gm): 22 (1960)
FSU Widest Margin: 21-7 (1980), 14-0 (1981), 22-8 (1960)
Auburn Most Runs (Gm): 19 (1964)
Auburn Widest Margin: 18-1 (1968)
High-Scoring Game: 30 (FSU 22-8, 1960)
Low Scoring Game: 1 (FSU 1-0, 1967; Auburn 1-0, 1969)
Longest FSU Win Streak: 13 (1968-1992)
Longest Auburn Win Streak: 5 (1961-1962)
Shutouts By: FSU 5, Auburn 1

AUSTIN PEAY: 5-0

At Florida State: FSU leads 5-0

Mar 16, 1979	Tallahassee	W, 4-2
Mar 16, 1979	Tallahassee	W, 12-0
Mar 13, 1987	Tallahassee	W, 8-3
Mar 14, 1987	Tallahassee	W, 15-0
Mar 15, 1987	Tallahassee	W, 26-1

FSU Most Runs (Gm): 26 (1987)
FSU Widest Margin: 26-1 (1987)
Austin Peay Most Runs (Gm): 3 (1987)
High-Scoring Game: 27 (FSU 26-1, 1987)
Low Scoring Game: 6 (FSU 4-2, 1979)
Longest FSU Win Streak: 5 (1979-Present)
Shutouts By: FSU 2

BALL STATE: 19-2

At Florida State: FSU leads 19-2

Mar 1, 1984	Tallahassee	W, 13-2
Mar 2, 1984	Tallahassee	W, 5-1
Mar 3, 1984	Tallahassee	W, 12-1
Mar 4, 1984	Tallahassee	W, 8-6
Mar 2, 1985	Tallahassee	L, 11-12
Mar 2, 1985	Tallahassee	W, 12-10
Mar 3, 1985	Tallahassee	W, 15-6
Mar 4, 1985	Tallahassee	L, 9-10
Mar 3, 1987	Tallahassee	W, 10-3
Mar 4, 1987	Tallahassee	W, 9-2
Mar 5, 1987	Tallahassee	W, 14-10
Mar 4, 1988	Tallahassee	W, 6-4
Mar 10, 1989	Tallahassee	W, 10-0
Mar 11, 1989	Tallahassee	W, 11-1
Mar 12, 1989	Tallahassee	W, 16-0
Mar 2, 1990	Tallahassee	W, 19-10
Mar 3, 1990	Tallahassee	W, 16-3
Mar 4, 1990	Tallahassee	W, 12-4
Mar 5, 1991	Tallahassee	W, 26-4
Mar 6, 1991	Tallahassee	W, 17-2
Mar 7, 1991	Tallahassee	W, 12-2

FSU Most Runs (Gm): 26 (1991)
FSU Widest Margin: 26-4 (1991)
Ball State Most Runs (Gm): 12 (1985)
Ball State Widest Margin: 12-11 (1985), 10-9 (1985)
High-Scoring Game: 30 (FSU 26-4, 1991)
Low Scoring Game: 6 (FSU 5-1, 1984)
Longest FSU Win Streak: 13 (1987-Present)
Shutouts By: FSU 2

BAPTIST: 7-0

At Florida State: FSU leads 7-0

Mar 21, 1988	Tallahassee	W, 9-8
Mar 22, 1988	Tallahassee	W, 15-1
Mar 23, 1988	Tallahassee	W, 7-0
Feb 20, 1989	Tallahassee	W, 5-4 (10)
Feb 22, 1989	Tallahassee	W, 10-2
Mar 16, 1990	Tallahassee	W, 11-5
Mar 17, 1990	Tallahassee	W, 11-1

FSU Most Runs (Gm): 15 (1988)
FSU Widest Margin: 15-1 (1988)
Baptist Most Runs (Gm): 8 (1988)
High-Scoring Game: 17 (FSU 9-8, 1988)
Low Scoring Game: 7 (FSU 7-0, 1988)
Longest FSU Win Streak: 7 (1988-Present)
Shutouts By: FSU 1

BELMONT ABBEY: 2-0

At Florida State: FSU leads 2-0

Apr 2, 1969	Tallahassee	W, 10-9
Apr 3, 1969	Tallahassee	W, 8-4

BETHUNE-COOKMAN: 5-0

At Florida State: FSU leads 5-0

May 26, 2000*	Tallahassee	W, 6-3
May 25, 2001*	Tallahassee	W, 8-1
Jun 4, 2004*	Tallahassee	W, 10-3
Jun 1, 2007*	Tallahassee	W, 6-2
Jun 3, 2011*	Tallahassee	W, 6-5

FSU Most Runs (Gm): 10 (2004)
FSU Widest Margin: 8-1 (2001), 10-3 (2004)
BCU Most Runs (Gm): 5 (2011)
High-Scoring Game: 13 (FSU 10-3, 2004)
Low Scoring Game: 8 (FSU 6-2, 2007)
Longest FSU Win Streak: 5 (2000-Present)

BISCAYNE: 4-0

At Florida State: FSU leads 2-0

At Biscayne: FSU leads 2-0

Feb 22, 1976	Miami, FL	W, 9-4
Feb 22, 1976	Miami, FL	W, 8-5
Mar 9, 1976	Tallahassee	W, 10-7
Mar 10, 1976	Tallahassee	W, 17-6

FSU Most Runs (Gm): 17 (1976)
FSU Widest Margin: 17-6 (1976)
BC Most Runs (Gm): 7 (1976)
High-Scoring Game: 23 (FSU 17-6, 1976)
Low Scoring Game: 13 (FSU 9-4, 1976; 8-5, 1976)
Longest FSU Win Streak: 4 (1976-Present)

BOWLING GREEN: 1-0

At Florida State: FSU leads 1-0

Mar 25, 1970	Tallahassee	W, 17-8
--------------	-------------	---------

BRADLEY: 1-1

At Florida State: Series tied 1-1

Apr 10, 1950	Tallahassee	W, 3-2
Apr 11, 1950	Tallahassee	L, 1-10

BRIGHAM YOUNG: 1-0

At Florida State: FSU leads 1-0

May 30, 1994*	Tallahassee	W, 7-1
---------------	-------------	--------

BROOKLYN COLLEGE: 1-0

At Florida State: FSU leads 1-0

Mar 16, 1980	Tallahassee	W, 23-5
--------------	-------------	---------

BROWN: 8-1

At Florida State: FSU leads 8-1

Mar 31, 1971	Tallahassee	L, 0-2
Apr 1, 1971	Tallahassee	W, 5-1
Apr 1, 1971	Tallahassee	W, 3-1
Apr 2, 1971	Tallahassee	W, 12-1
Apr 3, 1971	Tallahassee	W, 4-1
Apr 3, 1971	Tallahassee	W, 6-1
Mar 3, 2006	Tallahassee	W, 12-0
Mar 4, 2006	Tallahassee	W, 21-5
Mar 5, 2006	Tallahassee	W, 15-7

FSU Most Runs (Gm): 21 (2006)
FSU Widest Margin: 21-5 (2006)
Brown Most Runs (Gm): 7 (2006)
Brown Widest Margin: 2-0 (1971)
High-Scoring Game: 26 (FSU 21-5, 2006)
Low Scoring Game: 2 (BU 2-0, 1971)
Longest FSU Win Streak: 8 (1971-Present)
Shutouts By: FSU 1, Brown 1

BUCKNELL: 1-1

At Florida State: Series tied 1-1

May 30, 2008*	Tallahassee	L, 0-7
Jun 1, 2008*	Tallahassee	W, 24-9

BUTLER: 1-0

At Florida State: FSU leads 1-0

Mar 10, 2004	Tallahassee	W, 11-2
--------------	-------------	---------

CALIFORNIA: 1-0

At Neutral: FSU leads 1-0

May 31, 1992***	Omaha, NE	W, 5-4
-----------------	-----------	--------

UC SANTA BARBARA: 1-0

At Neutral: FSU leads 1-0

May 24, 1996*	Stanford, CA	W, 10-1
---------------	--------------	---------

CAL STATE FULLERTON: 7-10

At Florida State: FSU leads 5-4

At Cal State Fullerton: CSF leads 2-1

At Neutral: CSF leads 4-1

Mar 9, 1984	Fullerton, CA	L, 3-5
Mar 10, 1984	Fullerton, CA	L, 1-6
Mar 11, 1984	Fullerton, CA	W, 10-4
Mar 24, 1989	Tallahassee	W, 6-5 (11)
Mar 25, 1989	Tallahassee	L, 4-9
Mar 26, 1989	Tallahassee	W, 10-0
May 29, 1992***	Omaha, NE	L, 2-7
Jun 2, 1992***	Omaha, NE	L, 0-6
Feb 26, 1993	Tallahassee	W, 3-2
Feb 27, 1993	Tallahassee	L, 2-6
Feb 28, 1993	Tallahassee	L, 6-13
Jun 7, 1994***	Omaha, NE	L, 3-10
Feb 23, 1996	Anaheim, CA	L, 1-3

ALL-TIME RESULTS

Feb 15, 1997	Tallahassee	L, 1-2
Feb 15, 1997	Tallahassee	W, 8-5
Feb 16, 1997	Tallahassee	W, 7-4
Jun 16, 1999***	Omaha, NE	W, 7-2

FSU Most Runs (Gm): 10 (1984, 1989)
FSU Widest Margin: 10-0 (1989)
CSF Most Runs (Gm): 13 (1993)
CSF Widest Margin: 13-6 (1993), 10-3 (1994)
High-Scoring Game: 19 (CSF 13-6, 1993)
Low Scoring Game: 3 (CSF 2-1, 1997)
Longest FSU Win Streak: 3 (1997-Present)
Longest CSF Win Streak: 5 (1993-1997)
Shutouts By: FSU 1, CSF 1

CAL STATE NORTHRIDGE: 1-0

At Neutral: FSU leads 1-0

May 26, 1996*	Stanford, CA	W, 9-2
---------------	--------------	--------

CAMPBELLVILLE COLLEGE: 1-0

At Florida State: FSU leads 1-0

Mar 18, 1981	Tallahassee	W, 19-4
--------------	-------------	---------

CAMP LEJEUNE: 3-0

At Florida State: FSU leads 3-0

Mar 13, 1959	Tallahassee	W, 14-4
Mar 14, 1959	Tallahassee	W, 11-3
Mar 15, 1959	Tallahassee	W, 10-8

CENTRAL CONNECTICUT ST: 1-0

At Neutral Site: FSU leads 1-0

June 4, 2010	Norwich, CT*	W, 11-3
--------------	--------------	---------

UCF: 21-5

At Florida State: FSU leads 18-3
At UCF: FSU leads 3-2

Mar 7, 1985	Orlando, FL	W, 6-2
Mar 8, 1985	Orlando, FL	L, 5-6
Apr 8, 1985	Tallahassee	W, 6-3
Apr 9, 1985	Tallahassee	W, 12-0
Apr 10, 1985	Tallahassee	W, 19-6
Apr 1, 1986	Tallahassee	W, 15-12
Apr 2, 1986	Tallahassee	W, 8-3
Apr 26, 1986	Orlando, FL	W, 3-1
Mar 24, 1987	Tallahassee	W, 12-4
Mar 25, 1987	Tallahassee	W, 4-3
Apr 23, 1987	Orlando, FL	L, 5-8
May 1, 1988	Tallahassee	W, 8-1
May 1, 1988	Tallahassee	W, 2-1
May 3, 1988	Orlando, FL	W, 11-3
Mar 10, 1993	Tallahassee	W, 7-5 (12)
May 23, 1997*	Tallahassee	W, 16-2
May 27, 2000*	Tallahassee	L, 8-9
May 28, 2000*	Tallahassee	W, 6-1
May 28, 2000*	Tallahassee	W, 8-1
Jun 1, 2002*	Tallahassee	W, 7-3
Jun 5, 2004*	Tallahassee	W, 3-2
Jun 6, 2004*	Tallahassee	L, 5-7
Jun 6, 2004*	Tallahassee	W, 19-3
May 6, 2011	Tallahassee	W, 8-0
May 7, 2011	Tallahassee	L, 10-14
May 8, 2011	Tallahassee	W, 6-1

FSU Most Runs (Gm): 19 (1985, 2004)
FSU Widest Margin: 19-3 (2004)
UCF Most Runs (Gm): 14 (2011)
UCF Widest Margin: 14-10 (2011)
High-Scoring Game: 27 (FSU 15-12, 1986)
Low Scoring Game: 3 (FSU 2-1, 1988)
Longest FSU Win Streak: 8 (1985-1987)
Shutouts By: FSU 2

CENTRAL MICHIGAN: 2-0

At Florida State: FSU leads 1-0
At Neutral: FSU leads 1-0

May 25, 1990*	Starkville, MS	W, 4-2
May 26, 1994*	Tallahassee	W, 8-6

CHARLESTON SOUTHERN: 18-0

At Florida State: FSU leads 18-0

Mar 3, 1992	Tallahassee	W, 14-2
Mar 4, 1992	Tallahassee	W, 13-8
Feb 17, 1998	Tallahassee	W, 16-0
Feb 18, 1998	Tallahassee	W, 13-0
Feb 16, 1999	Tallahassee	W, 12-2
Feb 17, 1999	Tallahassee	W, 7-2
Feb 29, 2000	Tallahassee	W, 7-2
Mar 1, 2000	Tallahassee	W, 12-1
Feb 28, 2003	Tallahassee	W, 9-0
Mar 2, 2003	Tallahassee	W, 2-1
Mar 2, 2003	Tallahassee	W, 10-7
Jan 28, 2005	Tallahassee	W, 2-1
Jan 29, 2005	Tallahassee	W, 9-2
Jan 30, 2005	Tallahassee	W, 11-4
Feb 3, 2006	Tallahassee	W, 6-3
Feb 4, 2006	Tallahassee	W, 12-2
Feb 5, 2006	Tallahassee	W, 15-8
Apr 21, 2010	Tallahassee	W, 12-4

FSU Most Runs (Gm): 16 (1998)
FSU Widest Margin: 16-0 (1998)
CSU Most Runs (Gm): 8 (1992, 2006)
High-Scoring Game: 23 (FSU 15-8, 2006)
Low Scoring Game: 3 (FSU 2-1, 2003; 2-1, 2005)
Longest FSU Win Streak: 18 (1992-Present)
Shutouts By: FSU 3

CHICAGO STATE: 3-0

At Florida State: FSU leads 3-0

Apr 26, 1972	Tallahassee	W, 10-5
Apr 27, 1972	Tallahassee	W, 12-0
Apr 27, 1972	Tallahassee	W, 11-2

CINCINNATI: 22-2

At Florida State: FSU leads 17-1
At Cincinnati: FSU leads 5-1

Apr 13, 1953	Tallahassee	W, 14-1
Apr 16, 1956	Tallahassee	W, 8-2
Mar 19, 1978	Tallahassee	W, 11-5
Mar 20, 1978	Tallahassee	W, 10-6
May 11, 1979	Tallahassee	W, 13-3
May 13, 1982	Tallahassee	W, 10-2
May 13, 1983	Tallahassee	W, 9-2
May 12, 1984	Tallahassee	W, 11-2
May 10, 1985	Tallahassee	W, 24-0
May 9, 1986	Tallahassee	W, 10-3
May 16, 1987	Tallahassee	W, 6-3
May 12, 1989	Cincinnati, OH	L, 0-2
May 13, 1989	Cincinnati, OH	W, 18-7
May 14, 1989	Cincinnati, OH	W, 8-7
May 11, 1990	Tallahassee	W, 6-1
May 12, 1990	Tallahassee	W, 12-3
May 13, 1990	Tallahassee	W, 4-1
May 18, 1990	Tallahassee	L, 4-5
May 20, 1990	Tallahassee	W, 8-5
May 10, 1991	Cincinnati, OH	W, 15-5
May 11, 1991	Cincinnati, OH	W, 10-5
May 12, 1991	Cincinnati, OH	W, 13-9
May 15, 1991	Tallahassee	W, 9-3
May 18, 1991	Tallahassee	W, 13-12

FSU Most Runs (Gm): 24 (1985)
FSU Widest Margin: 24-0 (1985)
Cincinnati Most Runs (Gm): 12 (1991)
Cincinnati Widest Margin: 2-0 (1989)
High-Scoring Game: 25 (FSU 18-7, 1989; 13-12, 1991)
Low Scoring Game: 2 (CU 2-0, 1989)
Longest FSU Win Streak: 10 (1953-1987)
Shutouts By: FSU 1, Cincinnati 1

THE CITADEL: 9-1

At Florida State: FSU leads 9-1

Feb 24, 1998	Tallahassee	W, 9-4
Feb 25, 1998	Tallahassee	W, 15-5
Mar 16, 1999	Tallahassee	W, 10-6
Mar 17, 1999	Tallahassee	W, 8-4
May 28, 1999*	Tallahassee	W, 24-6
Mar 27, 2001	Tallahassee	W, 3-0
Mar 28, 2001	Tallahassee	L, 2-5
Mar 19, 2002	Tallahassee	W, 4-0

Mar 20, 2002	Tallahassee	W, 11-3
Mar 26, 2003	Tallahassee	W, 10-2

FSU Most Runs (Gm): 24 (1999)
FSU Widest Margin: 24-6 (1999)
The Citadel Most Runs (Gm): 6 (1999)
The Citadel Widest Margin: 5-2 (2001)
High-Scoring Game: 30 (FSU 24-6, 1999)
Low Scoring Game: 3 (FSU 3-0, 2001)
Longest FSU Win Streak: 6 (1998-2001)
Shutouts By: FSU 2

CLEVELAND STATE: 3-0

At Florida State: FSU leads 3-0

Mar 24, 1981	Tallahassee	W, 10-3
Mar 20, 1982	Tallahassee	W, 27-4
Mar 21, 1982	Tallahassee	W, 24-15

COASTAL CAROLINA: 11-0

At Florida State: FSU leads 11-0

May 23, 1991*	Tallahassee	W, 6-0
Mar 6, 1992	Tallahassee	W, 6-1
Mar 7, 1992	Tallahassee	W, 5-2
Feb 25, 1994	Tallahassee	W, 4-0
Feb 26, 1994	Tallahassee	W, 17-2
Feb 27, 1994	Tallahassee	W, 4-1
Feb 17, 1995	Tallahassee	W, 10-2
Feb 19, 1995	Tallahassee	W, 6-0
Mar 8, 1996	Tallahassee	W, 11-4
Mar 9, 1996	Tallahassee	W, 16-8
Mar 10, 1996	Tallahassee	W, 7-3

FSU Most Runs (Gm): 17 (1994)
FSU Widest Margin: 17-2 (1994)
Coastal Carolina Most Runs (Gm): 8 (1996)
High-Scoring Game: 24 (FSU 16-8, 1996)
Low Scoring Game: 4 (FSU 4-0, 1994)
Longest FSU Win Streak: 11 (1991-Present)
Shutouts By: FSU 3

COLLEGE OF CHARLESTON: 9-1

At Florida State: FSU leads 9-1

Feb 1, 1992	Tallahassee	W, 15-3
Feb 2, 1992	Tallahassee	W, 4-1
Feb 19, 1993	Tallahassee	W, 7-6
Feb 20, 1993	Tallahassee	W, 19-0
Feb 21, 1993	Tallahassee	W, 17-2
Mar 8, 1994	Tallahassee	L, 0-3
Mar 9, 1994	Tallahassee	W, 4-0
Mar 10, 1994	Tallahassee	W, 7-0
Mar 28, 1995	Tallahassee	W, 11-1
Mar 29, 1995	Tallahassee	W, 12-1

FSU Most Runs (Gm): 19 (1993)
FSU Widest Margin: 19-0 (1993)
College of Charleston Most Runs (Gm): 6 (1993)
College of Charleston Widest Margin: 3-0 (1994)
High-Scoring Game: 19 (FSU 19-0, 1993)
Low Scoring Game: 3 (Col. of Char. 3-0, 1994)
Longest FSU Win Streak: 5 (1992-1993)
Shutouts By: FSU 3, College of Charleston 1

COLUMBUS : 5-0

At Florida State: FSU leads 3-0
At Columbus: FSU leads 2-0

Apr 2, 1974	Tallahassee	W, 3-0
May 12, 1974	Columbus, GA	W, 4-2
Apr 2, 1975	Tallahassee	W, 10-2
May 11, 1975	Columbus, GA	W, 6-4
Mar 3, 1976	Tallahassee	W, 5-4

FSU Most Runs (Gm): 10 (1975)
FSU Widest Margin: 10-2 (1975)
CU Most Runs (Gm): 4 (1975, 1976)
High-Scoring Game: 12 (FSU 10-2, 1975)
Low Scoring Game: 3 (FSU 3-0, 1974)
Longest FSU Win Streak: 6 (1974- Present)
Shutouts By: FSU 1



ALL-TIME RESULTS

CONNECTICUT: 0-1

At Neutral: Connecticut leads 1-0

Jun 9, 1957*** Omaha, NE L, 3-5

CUMBERLAND: 2-0

At Florida State: FSU leads 2-0

Apr 11, 1973 Tallahassee W, 3-0

Apr 12, 1973 Tallahassee W, 9-0

DARTMOUTH: 1-0

At Neutral: FSU leads 1-0

Jun 14, 1970*** Omaha, NE W, 6-0

DAVIDSON: 1-0

At Florida State: FSU leads 1-0

Mar 23, 1954 Tallahassee W, 7-1

DAYTON: 1-0

At Florida State: FSU leads 1-0

Mar 29, 1980 Tallahassee W, 28-2

DELAWARE: 1-1

At Florida State: Series tied 1-1

May 26, 1979* Tallahassee L, 6-7

May 22, 1998* Tallahassee W, 27-6

DUQUESNE: 3-0

At Florida State: FSU leads 3-0

Feb 23, 2008 Tallahassee W, 14-3

Feb 23, 2008 Tallahassee W, 15-3

Feb 24, 2008 Tallahassee W, 15-3

EAST CAROLINA: 4-3

At Florida State: ECU leads 2-1

At Neutral: FSU leads 3-1

Apr 22, 1962 Tallahassee L, 2-19

Apr 26, 1963 Tallahassee W, 6-1

Jun 3, 1966\$ Gastonia, NC W, 6-3

May 30, 1968\$ Gastonia, NC L, 1-2

Jun 1, 1968\$ Gastonia, NC W, 3-2

May 28, 1970\$ Gastonia, NC W, 2-0

May 25, 1984* Tallahassee L, 4-7

FSU Most Runs (Gm): 6 (1963, 1966)

FSU Widest Margin: 6-1 (1963)

ECU Most Runs (Gm): 19 (1962)

ECU Widest Margin: 19-2 (1962)

High-Scoring Game: 21 (ECU 19-2, 1962)

Low Scoring Game: 2 (FSU 2-0, 1970)

Shutouts By: FSU 1

EAST TENNESSEE STATE: 2-0

At Florida State: FSU leads 2-0

Mar 8, 1978 Tallahassee W, 14-1

Mar 9, 1978 Tallahassee W, 7-4

EASTERN ILLINOIS: 1-0

At Florida State: FSU leads 1-0

Mar 27, 1980 Tallahassee W, 10-9

EASTERN MICHIGAN: 0-2

At Neutral: Eastern Michigan leads 2-0

Jun 7, 1975*** Omaha, NE L, 1-2

May 28, 1982* Austin, TX L, 2-7

EVANSVILLE: 4-0

At Florida State: FSU leads 4-0

May 27, 2000 Tallahassee W, 11-2

Feb 14, 2003 Tallahassee W, 13-2

Feb 15, 2003 Tallahassee W, 14-3

Feb 16, 2003 Tallahassee W, 11-1

FAIRLEIGH DICKINSON: 2-0

At Florida State: FSU leads 2-0

Apr 1, 1973 Tallahassee W, 5-0

Apr 1, 1973 Tallahassee W, 2-1

FLAGLER: 4-1

At Florida State: FSU leads 4-1

Apr 20, 1980 Tallahassee W, 12-1

Apr 9, 1981 Tallahassee L, 3-4

Apr 9, 1981 Tallahassee W, 12-4

Apr 30, 1982 Tallahassee W, 5-2

May 1, 1982 Tallahassee W, 13-1

FSU Most Runs (Gm): 13 (1982)

FSU Widest Margin: 13-1 (1982)

Flagler Most Runs (Gm): 4 (1981, 1982)

Flagler Widest Margin: 4-3 (1981)

High-Scoring Game: 16 (FSU 12-4, 1981)

Low Scoring Game: 7 (FC 4-3, 1981; FSU 5-2, 1982)

Longest FSU Win Streak: 3 (1981-Present)

FLORIDA: 123-97-1

At Florida State: FSU leads 71-37-1

At Florida: UF leads 53-43

At Neutral: FSU leads 9-7

Apr 9, 1956 Gainesville, FL L, 5-7

Apr 5, 1957 Tallahassee L, 2-13

Apr 6, 1957 Tallahassee W, 4-1

Apr 11, 1958 Gainesville, FL L, 7-8

Apr 12, 1958 Gainesville, FL L, 1-8

Jun 7, 1958\$ Gastonia, NC L, 1-2

Mar 28, 1959 Tallahassee W, 8-7

Apr 10, 1959 Tallahassee L, 3-6

Apr 11, 1959 Tallahassee L, 7-9

May 9, 1960 Gainesville, FL W, 8-4

May 10, 1960 Gainesville, FL W, 13-11

Apr 3, 1961 Tallahassee L, 2-3

Apr 4, 1961 Tallahassee W, 8-5

May 18, 1962 Tallahassee L, 5-9

May 19, 1962 Tallahassee W, 6-2

May 31, 1962\$ Gastonia, NC L, 0-1

Jun 2, 1962\$ Gastonia, NC W, 3-1

May 3, 1963 Gainesville, FL L, 1-3

May 4, 1963 Gainesville, FL L, 3-6

May 24, 1963 Tallahassee W, 6-2

May 25, 1963 Tallahassee W, 5-1

May 26, 1963 Tallahassee L, 1-3

May 22, 1964 Tallahassee L, 2-6

May 23, 1964 Tallahassee W, 4-3

May 24, 1964 Tallahassee L, 1-2

May 30, 1964 Gainesville, FL L, 1-2

May 30, 1964 Gainesville, FL W, 5-4

May 21, 1965 Gainesville, FL L, 6-8

May 22, 1965 Gainesville, FL W, 3-2

Jun 2, 1965 Tallahassee W, 5-4

Jun 3, 1965 Tallahassee L, 10-11

May 6, 1966 Gainesville, FL W, 16-4

May 7, 1966 Gainesville, FL L, 0-1

May 20, 1966 Tallahassee W, 16-4

May 21, 1966 Tallahassee W, 4-0

May 19, 1967 Tallahassee W, 7-5

May 20, 1967 Tallahassee L, 2-5

May 26, 1967 Gainesville, FL W, 6-3

May 27, 1967 Gainesville, FL L, 1-2

May 27, 1967 Gainesville, FL L, 1-3

May 7, 1968 Gainesville, FL L, 2-3

May 8, 1968 Gainesville, FL L, 2-3

May 24, 1968 Tallahassee W, 1-0

May 25, 1968 Tallahassee W, 5-0

May 25, 1968 Tallahassee W, 5-0

Apr 28, 1969 Tallahassee W, 3-1

Apr 29, 1969 Tallahassee W, 9-4

May 23, 1969 Gainesville, FL L, 0-8

May 24, 1969 Gainesville, FL L, 1-3

May 24, 1969 Gainesville, FL W, 3-1

May 12, 1970 Gainesville, FL L, 1-3

May 13, 1970 Gainesville, FL L, 4-5

May 22, 1970 Tallahassee L, 3-4

May 23, 1970 Tallahassee W, 1-0

May 23, 1970 Tallahassee W, 9-4

May 21, 1971 Gainesville, FL W, 7-2

May 22, 1971 Gainesville, FL W, 2-0

May 22, 1971 Gainesville, FL L, 3-4

May 28, 1971 Tallahassee L, 1-4

May 29, 1971 Tallahassee W, 7-0

May 19, 1972 Gainesville, FL L, 1-3

May 20, 1972 Gainesville, FL L, 1-3

May 26, 1972 Tallahassee W, 8-1

May 27, 1972 Tallahassee W, 4-2

May 27, 1972 Tallahassee W, 9-4

May 19, 1973 Tallahassee W, 3-0

May 20, 1973 Tallahassee W, 9-5

May 25, 1973 Gainesville, FL W, 8-7

May 26, 1973 Gainesville, FL L, 0-4

May 26, 1973 Gainesville, FL W, 8-0

May 17, 1974 Tallahassee T, 0-0

May 18, 1974 Tallahassee L, 2-6

May 18, 1974 Tallahassee W, 4-3

May 19, 1974 Tallahassee L, 4-5

May 20, 1974 Tallahassee W, 4-3

Mar 1, 1975 Tallahassee W, 14-0

Mar 2, 1975 Tallahassee W, 6-4

Apr 29, 1975 Gainesville, FL W, 9-5

Apr 29, 1975 Gainesville, FL L, 5-8

Apr 30, 1975 Gainesville, FL W, 8-7

Apr 12, 1976 Tallahassee W, 8-2

Apr 13, 1976 Tallahassee W, 3-1

Apr 20, 1976 Gainesville, FL W, 8-5

Apr 21, 1976 Gainesville, FL W, 11-3

Mar 7, 1977 Tallahassee L, 3-8

Mar 7, 1977 Tallahassee L, 1-2

Apr 16, 1977 Gainesville, FL L, 3-7

Apr 17, 1977 Gainesville, FL W, 8-7

Apr 26, 1978 Tallahassee W, 5-1

Apr 27, 1978 Tallahassee W, 9-8

May 2, 1978 Gainesville, FL W, 7-1

May 2, 1978 Gainesville, FL L, 4-5

Mar 8, 1979 Gainesville, FL W, 4-3

Mar 9, 1979 Gainesville, FL L, 3-16

Apr 8, 1979 Tallahassee W, 12-7

May 4, 1979 Tallahassee W, 20-7

May 25, 1979* Tallahassee L, 5-9

Mar 8, 1980 Tallahassee L, 6-21

Apr 15, 1980 Gainesville, FL W, 2-1

Apr 16, 1980 Gainesville, FL W, 15-2

Mar 13, 1981 Gainesville, FL W, 3-1

Mar 14, 1981 Gainesville, FL L, 5-17

Apr 1, 1981 Tallahassee W, 14-10

Apr 2, 1981 Tallahassee L, 9-12

May 21, 1981* Miami W, 5-1

May 23, 1981* Miami L, 4-5

Mar 11, 1982 Tallahassee W, 17-6

Mar 12, 1982 Tallahassee W, 8-1

Mar 13, 1982 Gainesville, FL L, 6-9

Mar 14, 1982 Gainesville, FL W, 7-6

Mar 5, 1983 Gainesville, FL L, 2-6

Mar 6, 1983 Gainesville, FL L, 14-16

Apr 8, 1983 Tallahassee L, 5-7

Apr 9, 1983 Tallahassee W, 9-3

Feb 5, 1984 Tallahassee L, 3-8

Apr 4, 1984 Tallahassee L, 3-11

Apr 5, 1984 Tallahassee W, 11-9

Apr 17, 1984 Gainesville, FL L, 7-8

Apr 18, 1984 Gainesville, FL W, 7-4

Mar 15, 1985 Gainesville, FL L, 2-3

Mar 16, 1985 Gainesville, FL L, 1-6

Mar 28, 1985 Tallahassee W, 12-10

Apr 2, 1985 Tallahassee L, 3-6

Feb 25, 1986 Gainesville, FL W, 10-6

Feb 26, 1986 Gainesville, FL W, 10-7

Apr 15, 1986 Tallahassee W, 7-6

Apr 16, 1986 Tallahassee W, 8-0

Apr 14, 1987 Tallahassee W, 12-6

Apr 15, 1987 Tallahassee W, 14-11

May 5, 1987 Gainesville, FL L, 5-10

May 6, 1987 Gainesville, FL L, 5-7

Apr 13, 1988 Tallahassee W, 7-2

Apr 20, 1988 Gainesville, FL L, 5-8

May 28, 1988* Tallahassee L, 3-9

Feb 18, 1989 Gainesville, FL L, 1-5

Feb 19, 1989 Gainesville, FL L, 5-6

Apr 11, 1989 Tallahassee L, 0-5

Apr 12, 1989 Tallahassee W, 7-5

Mar 8, 1990 Gainesville, FL W, 5-1

Mar 9, 1990 Gainesville, FL W, 3-2

Mar 10, 1990 Tallahassee W, 5-3



ALL-TIME RESULTS

Apr 8, 1992	Tallahassee	W, 4-0
Apr 15, 1992	Tallahassee	L, 1-3
May 5, 1992	Gainesville, FL	W, 4-1
Mar 4, 1993	Tallahassee	W, 2-0
Mar 5, 1993	Tallahassee	W, 9-3
Mar 6, 1993	Gainesville, FL	W, 4-2
Mar 7, 1993	Gainesville, FL	W, 8-4
Mar 3, 1994	Gainesville, FL	L, 0-4
Mar 4, 1994	Gainesville, FL	W, 10-5
Mar 5, 1994	Tallahassee	W, 7-2
Mar 6, 1994	Tallahassee	L, 5-12
Mar 9, 1995	Tallahassee	W, 6-3
Mar 10, 1995	Tallahassee	W, 2-1
Mar 11, 1995	Gainesville, FL	W, 7-0
Mar 12, 1995	Gainesville, FL	L, 3-9
Feb 29, 1996	Gainesville, FL	W, 11-2
Mar 2, 1996	Tallahassee	L, 4-6
Mar 3, 1996	Tallahassee	L, 10-11
Jun 1, 1996***	Omaha, NE	L, 2-5
Jun 4, 1996***	Omaha, NE	L, 3-6
Feb 27, 1997	Tallahassee	L, 2-3
Feb 28, 1997	Tallahassee	W, 10-8
Mar 1, 1997	Gainesville, FL	L, 6-13
Mar 2, 1997	Gainesville, FL	W, 9-5
Feb 21, 1998	Gainesville, FL	L, 1-3
Feb 28, 1998	Tallahassee	W, 9-7
Mar 1, 1998	Tallahassee	L, 5-10
Feb 20, 1999	Tallahassee	L, 5-6
Feb 21, 1999	Tallahassee	W, 12-3
Feb 27, 1999	Gainesville, FL	L, 2-4
Feb 28, 1999	Gainesville, FL	W, 8-4
Feb 19, 2000	Gainesville, FL	W, 15-6
Feb 20, 2000	Gainesville, FL	W, 17-8
Feb 26, 2000	Tallahassee	W, 6-2
Feb 27, 2000	Tallahassee	W, 8-7
Feb 17, 2001	Tallahassee	W, 19-6
Feb 18, 2001	Tallahassee	L, 5-6
Feb 24, 2001	Gainesville, FL	L, 2-3
Feb 25, 2001	Gainesville, FL	W, 13-11
Mar 1, 2002	Gainesville, FL	W, 5-4
Mar 3, 2002	Tallahassee	W, 9-4
Mar 7, 2003	Tallahassee	W, 5-4
Mar 8, 2003	Tallahassee	W, 9-7
Mar 9, 2003	Gainesville, FL	L, 8-9
Mar 31, 2004	Gainesville, FL	L, 6-7
Apr 21, 2004	Tallahassee	W, 16-4
May 12, 2004	Gainesville, FL	L, 2-3
Mar 30, 2005	Tallahassee	L, 2-9
Apr 19, 2005	Tallahassee	W, 4-2
May 3, 2005	Gainesville, FL	W, 9-4
Jun 10, 2005**	Gainesville, FL	L, 1-8
Jun 11, 2005**	Gainesville, FL	L, 5-8
Feb 28, 2006	Gainesville, FL	W, 6-4
Apr 19, 2006	Tallahassee	L, 3-8
Feb 20, 2007	Gainesville, FL	W, 14-6
Apr 3, 2007	Jacksonville, FL	L, 7-16
Apr 18, 2007	Tallahassee	L, 4-5
Mar 18, 2008	Gainesville, FL	L, 1-6
Apr 1, 2008	Jacksonville, FL	W, 10-2
Apr 15, 2008	Tallahassee	W, 4-2
May 31, 2008*	Tallahassee	W, 17-11
Mar 17, 2009	Gainesville, FL	L, 4-5
Mar 31, 2009	Jacksonville, FL	W, 3-2 (5)
Apr 14, 2009	Tallahassee	L, 2-10
Mar 2, 2010	Tampa, FL	W, 10-5
Mar 16, 2010	Gainesville, FL	L, 5-8
Mar 30, 2010	Jacksonville, FL	W, 7-2
Apr 13, 2010	Tallahassee, FL	W, 3-2
June 21, 2010	Omaha, NE***	W, 8-5
Mar 1, 2011	Tampa, FL	W, 5-3
Mar 15, 2011	Gainesville, FL	L, 4-5
Mar 29, 2011	Jacksonville, FL	W, 5-2
Apr 12, 2011	Tallahassee	W, 3-1

FSU Most Runs (Gm): 20 (1979)
FSU Widest Margin: 14-0 (1975)
UF Most Runs (Gm): 21 (1980)
UF Widest Margin: 21-6 (1980)
High-Scoring Game: 30 (UF 16-14, 1983)
Low Scoring Game: 1 (Four times)
Longest FSU Win Streak: 8 (1989-1991)
Longest UF Win Streak: 5 (1988-89; 1996-97)
Shutouts By: FSU 12, UF 7

FLORIDA A&M: 13-0

At Florida State: FSU leads 10-0
At Florida A&M: FSU leads 3-0

Mar 25, 1971	Tallahassee	W, 2-1
Mar 26, 1971	Tallahassee	W, 21-0
Mar 28, 1971	Tallahassee	W, 7-1
Apr 13, 1972	Tallahassee	W, 9-2
Apr 19, 1972	Tallahassee	W, 9-2
May 2, 1972	at FAMU	W, 12-4
May 3, 1972	at FAMU	W, 13-7
Apr 23, 1973	at FAMU	W, 14-6
May 7, 1973	Tallahassee	W, 8-1
Apr 5, 1979	Tallahassee	W, 13-1
Apr 24, 1979	Tallahassee	W, 20-1
May 2, 1979	Tallahassee	W, 9-1
May 3, 2002	Tallahassee	W, 17-7

FSU Most Runs (Gm): 21 (1971)
FSU Widest Margin: 21-0 (1971)
FAM Most Runs (Gm): 7 (2002, 1972)
High-Scoring Game: 24 (FSU 17-7, 2002)
Low Scoring Game: 3 (FSU 2-1, 1971)
Longest FSU Win Streak: 13 (1971-Present)
Shutouts By: FSU 1

FLORIDA ATLANTIC: 8-1

At Florida State: FSU leads 8-1

Feb 3, 1995	Tallahassee	W, 21-4
Feb 4, 1995	Tallahassee	W, 11-7
Feb 5, 1995	Tallahassee	W, 8-4
Apr 30, 1996	Tallahassee	W, 9-8
May 1, 1996	Tallahassee	W, 13-5
Mar 18, 1997	Tallahassee	W, 11-3
Mar 19, 1997	Tallahassee	L, 5-13
Mar 24, 1998	Tallahassee	W, 15-3
Mar 25, 1998	Tallahassee	W, 7-5

FSU Most Runs (Gm): 21 (1995)
FSU Widest Margin: 21-4 (1995)
FAU Most Runs (Gm): 13 (1997)
FAU Widest Margin: 13-5 (1997)
High-Scoring Game: 25 (FSU 21-4, 1995)
Low Scoring Game: 12 (FSU 8-4, 1995; 7-5, 1998)
Longest FSU Win Streak: 6 (1995-97)

FLORIDA GULF COAST: 4-0

At Florida State: FSU leads 2-0

Mar 24, 2009	Tallahassee	W, 11-3
Mar 25, 2009	Tallahassee	W, 11-9
Apr 19, 2011	Tallahassee	W, 13-2
Apr 20, 2011	Tallahassee	W, 6-4

FLORIDA INTERNATIONAL: 14-5

At Florida State: FSU leads 11-3
At Florida International: FSU leads 3-2

Feb 16, 1973	Miami, FL	W, 7-4
Mar 18, 1974	Miami, FL	W, 5-2
Apr 15, 1974	Tallahassee	W, 2-0
Apr 15, 1974	Tallahassee	L, 4-5
Mar 15, 1975	Tallahassee	W, 7-5
Mar 22, 1975	Tallahassee	W, 12-4
Apr 21, 1984	Tallahassee	W, 10-3
Apr 22, 1984	Tallahassee	W, 12-3
Mar 8, 1986	Tallahassee	W, 9-3
Mar 9, 1986	Tallahassee	W, 12-10
Apr 29, 1986	Miami, FL	W, 12-0
Mar 26, 1988	Tallahassee	L, 7-8
Mar 27, 1988	Tallahassee	W, 5-2
May 4, 1988	Miami, FL	L, 1-2
Feb 20, 1990	Tallahassee	W, 5-0
Feb 21, 1990	Tallahassee	L, 3-4
May 2, 1990	Miami, FL	L, 3-4
May 24, 1991*	Tallahassee	W, 6-3
May 6, 2009	Tallahassee	W, 15-5

FSU Most Runs (Gm): 12 (1975, 1984, 1986)
FSU Widest Margin: 12-0 (1986)
FIU Most Runs (Gm): 10 (1986)
FIU Widest Margin: 1 (Five times)
High-Scoring Game: 22 (FSU 12-10, 1986)
Low Scoring Game: 2 (FSU 2-0, 1974)
Longest FSU Win Streak: 7 (1975-86)
Shutouts By: FSU 3

FLORIDA SOUTHERN: 29-13-1

At Florida State: FSU leads 19-9
At Florida Southern: FSU leads 10-4-1

Apr 15, 1949	Tallahassee	L, 3-5
Apr 16, 1949	Tallahassee	L, 8-10
May 20, 1949	Lakeland, FL	L, 1-3
May 21, 1949	Lakeland, FL	L, 1-3
Apr 7, 1950	Tallahassee	L, 2-4
Apr 8, 1950	Tallahassee	W, 10-6
Mar 26, 1951	Lakeland, FL	W, 15-6
Mar 27, 1951	Lakeland, FL	W, 13-3
May 3, 1951	Tallahassee	W, 6-5
Apr 25, 1952	Tallahassee	W, 9-3
Apr 26, 1952	Tallahassee	W, 5-0
Apr 29, 1952	Tallahassee	W, 22-11
May 8, 1953	Lakeland, FL	L, 2-7
May 9, 1953	Lakeland, FL	W, 15-4
May 7, 1954	Tallahassee	W, 10-1
May 8, 1954	Tallahassee	W, 16-1
Mar 11, 1955	Lakeland, FL	W, 4-1
Mar 12, 1955	Lakeland, FL	W, 15-0
Mar 23, 1956	Tallahassee	W, 9-2
Mar 24, 1956	Tallahassee	W, 8-5
Apr 26, 1957	Lakeland, FL	W, 4-0
Apr 27, 1957	Lakeland, FL	W, 10-2
Apr 28, 1958	Tallahassee	W, 5-0
Apr 29, 1958	Tallahassee	W, 11-1
Apr 17, 1959	Tallahassee	L, 1-2
Apr 20, 1960	Tallahassee	L, 4-11
Apr 21, 1960	Tallahassee	L, 3-5
Apr 14, 1961	Lakeland, FL	W, 5-4
Apr 15, 1961	Lakeland, FL	W, 13-2
May 12, 1962	Tallahassee	W, 12-11
Mar 29, 1963	Tallahassee	W, 9-0
Mar 30, 1963	Tallahassee	W, 6-0
Mar 16, 1964	Tallahassee	W, 5-2
Mar 17, 1964	Tallahassee	L, 4-8
Mar 15, 1965	Tallahassee	W, 4-3
Mar 6, 1969	Lakeland, FL	T, 5-5
Mar 20, 1970	Lakeland, FL	W, 1-0
Apr 23, 1970	Tallahassee	W, 7-6
Mar 18, 1972	Lakeland, FL	W, 11-4
Mar 31, 1972	Tallahassee	L, 2-4
Mar 26, 1973	Lakeland, FL	L, 2-3
Mar 19, 1974	Lakeland, FL	W, 9-7
Apr 22, 1974	Tallahassee	L, 2-4

FSU Most Runs (Gm): 22 (1952)
FSU Widest Margin: 16-1 (1954), 15-0 (1955)
Fla. Southern Most Runs (Gm): 11 (1952, 1960, 1962)
Fla. Southern Widest Margin: 11-4 (1960)
High-Scoring Game: 33 (FSU 22-11, 1952)
Low Scoring Game: 3 (Fla. Southern 2-1, 1959)
Longest FSU Win Streak: 11 (1953-58)
Longest Fla. Southern Win Streak: 3 (1959-60)
Shutouts By: FSU 7

FRESNO STATE: 0-1

At Neutral: Fresno State leads 1-0

May 31, 1991***	Omaha, NE	L, 3-6
-----------------	-----------	--------

FURMAN: 14-1

At Florida State: FSU leads 12-1
At Neutral: FSU leads 2-0

Mar 18, 1955	Tallahassee	W, 17-3
Mar 19, 1955	Tallahassee	W, 6-3
Mar 16, 1956	Tallahassee	W, 6-1
Mar 17, 1956	Tallahassee	W, 20-0
Apr 2, 1962	Tallahassee	L, 2-7
Apr 3, 1962	Tallahassee	W, 21-9
Apr 5, 1963	Tallahassee	W, 13-3
Apr 6, 1963	Tallahassee	W, 9-2
May 29, 1965\$	Gastonia, NC	W, 2-1
May 29, 1965\$	Gastonia, NC	W, 7-5
Apr 13, 1966	Tallahassee	W, 15-2
Apr 7, 1969	Tallahassee	W, 8-2
Apr 8, 1969	Tallahassee	W, 7-2
Apr 23, 1994	Tallahassee	W, 8-0
Apr 24, 1994	Tallahassee	W, 15-0



ALL-TIME RESULTS

FSU Most Runs (Gm): 21 (1962)
FSU Widest Margin: 20-0 (1956)
Furman Most Runs (Gm): 9 (1962)
Furman Widest Margin: 7-2 (1962)
High-Scoring Game: 30 (FSU 21-9, 1992)
Low Scoring Game: 3 (FSU 2-1, 1965)
Longest FSU Win Streak: 10 (1962-Present)
Shutouts By: FSU 3

GEORGE MASON: 1-0

At Home: FSU leads 1-0
 May 23, 1985* Tallahassee W, 11-0

GEORGE WASHINGTON: 2-0

At Neutral: FSU leads 2-0
 Jun 5, 1958\$ Gastonia, NC W, 3-1
 Jun 4, 1959\$ Gastonia, NC W, 3-2

GEORGIA: 36-25

At Florida State: FSU leads 20-12
At Georgia: FSU leads 16-13

Mar 21, 1951	Tallahassee	W, 9-4
Apr 27, 1951	Tallahassee	W, 8-6
Apr 28, 1951	Tallahassee	L, 0-2
Mar 21, 1952	Tallahassee	L, 3-8
Mar 22, 1952	Tallahassee	W, 8-3
Mar 23, 1953	Tallahassee	L, 0-3
Apr 28, 1953	Athens, GA	L, 6-12
Mar 18, 1954	Tallahassee	W, 8-7
Apr 5, 1954	Athens, GA	L, 7-8
Mar 21, 1955	Tallahassee	W, 9-2
Mar 22, 1955	Tallahassee	L, 6-7
May 2, 1955	Athens, GA	W, 14-5
May 3, 1955	Athens, GA	L, 3-17
Apr 23, 1956	Tallahassee	L, 0-2
May 7, 1956	Tallahassee	W, 9-8
May 8, 1956	Tallahassee	W, 6-2
Mar 18, 1959	Tallahassee	L, 1-4
Mar 19, 1959	Tallahassee	W, 16-4
May 11, 1959	Athens, GA	W, 8-2
May 12, 1959	Athens, GA	W, 4-2
Mar 18, 1960	Tallahassee	W, 10-1
Mar 31, 1960	Athens, GA	W, 9-2
Apr 1, 1960	Athens, GA	L, 8-11
Mar 15, 1961	Tallahassee	W, 9-8
Mar 16, 1961	Tallahassee	W, 11-3
Apr 21, 1961	Athens, GA	W, 5-3
Apr 22, 1961	Athens, GA	L, 9-10
Mar 14, 1962	Tallahassee	W, 13-3
Mar 15, 1962	Tallahassee	W, 6-3
May 17, 1963	Athens, GA	W, 9-5
May 18, 1963	Athens, GA	W, 4-3
Apr 22, 1964	Athens, GA	L, 5-6
Apr 23, 1964	Athens, GA	W, 18-11
Mar 20, 1967	Tallahassee	L, 1-2
Mar 19, 1968	Tallahassee	W, 2-0
Mar 20, 1968	Tallahassee	L, 2-3
Apr 21, 1969	Athens, GA	W, 5-0
Apr 22, 1969	Athens, GA	W, 12-3
Apr 19, 1971	Athens, GA	W, 6-0
Apr 20, 1971	Athens, GA	L, 2-4
Mar 25, 1981	Athens, GA	W, 8-3
Mar 26, 1981	Athens, GA	L, 2-4
Feb 20, 1982	Tallahassee	L, 5-21
Feb 21, 1982	Tallahassee	W, 6-5
Apr 4, 1987	Tallahassee	L, 5-6
Apr 5, 1987	Tallahassee	L, 3-4
Jun 2, 2001**	Athens, GA	L, 7-8
Jun 3, 2001**	Athens, GA	W, 11-6
Jun 4, 2001**	Athens, GA	L, 3-8
Jun 3, 2006*	Athens, GA	W, 6-4
Jun 4, 2006*	Athens, GA	L, 1-7
Jun 5, 2006*	Athens, GA	L, 2-3
Mar 11, 2008	Tallahassee	L, 10-13
Mar 12, 2008	Tallahassee	W, 8-3
May 30, 2009*	Tallahassee	W, 8-2
Mar 5, 2010	Tallahassee	W, 12-1
Mar 6, 2010	Tallahassee	W, 9-2
Mar 7, 2010	Tallahassee	W, 17-5
Mar 4, 2011	Athens, GA	W, 6-5
Mar 5, 2011	Athens, GA	L, 1-2
Mar 6, 2011	Athens, GA	W, 7-5

FSU Most Runs (Gm): 18 (1964)
FSU Widest Margin: 16-4 (1959) and 17-5 (2010)
UGA Most Runs (Gm): 21 (1982)
UGA Widest Margin: 21-5 (1982)
High-Scoring Game: 29 (FSU 18-11, 1964)
Low Scoring Game: 2 (UGA 2-0, 1951; UGA 2-0, 1956)
Longest FSU Win Streak: 6 (2008-11)
Longest UGA Win Streak: 3 (1987-01; 2006-08)
Shutouts By: FSU 3, UGA 3

GEORGIA-SAVANNAH: 0-1

At Savannah: Georgia Savannah leads 1-0
 Apr 24, 1948 Savannah, GA L, 4-9

GEORGIA SOUTHERN: 77-29

At Florida State: FSU leads 47-18
At Georgia Southern: FSU leads 30-11

Apr 25, 1960	Tallahassee	W, 12-5
Apr 26, 1960	Tallahassee	L, 9-10
Apr 8, 1961	Statesboro, GA	W, 6-4
Apr 8, 1961	Statesboro, GA	W, 9-1
May 8, 1961	Tallahassee	W, 17-8
Apr 25, 1962	Tallahassee	W, 5-1
Apr 26, 1962	Tallahassee	W, 9-7
May 14, 1962	Tallahassee	L, 2-4
May 15, 1962	Tallahassee	W, 8-2
Apr 10, 1963	Tallahassee	W, 10-8
Apr 10, 1963	Tallahassee	L, 0-9
May 13, 1963	Tallahassee	W, 10-6
May 14, 1963	Tallahassee	W, 7-0
Apr 24, 1964	Statesboro, GA	L, 6-8
Apr 25, 1964	Statesboro, GA	W, 6-1
May 11, 1964	Tallahassee	W, 9-7
May 12, 1964	Tallahassee	L, 6-9
Apr 9, 1965	Statesboro, GA	W, 4-2
Apr 10, 1965	Statesboro, GA	W, 6-3
May 10, 1965	Tallahassee	W, 10-4
May 11, 1965	Tallahassee	W, 6-2
Apr 29, 1966	Tallahassee	W, 9-4
Apr 30, 1966	Tallahassee	W, 9-1
May 9, 1966	Tallahassee	W, 10-0
May 10, 1966	Tallahassee	W, 10-9
Apr 28, 1967	Statesboro, GA	W, 7-1
Apr 29, 1967	Statesboro, GA	W, 5-2
May 5, 1967	Tallahassee	W, 2-0
May 6, 1967	Tallahassee	W, 7-0
May 3, 1968	Statesboro, GA	W, 12-6
May 4, 1968	Statesboro, GA	W, 4-1
May 10, 1968	Tallahassee	W, 10-2
May 11, 1968	Tallahassee	W, 9-4
Apr 30, 1969	Tallahassee	L, 2-3
May 1, 1969	Tallahassee	W, 9-5
May 9, 1969	Tallahassee	W, 8-1
May 10, 1969	Tallahassee	L, 3-4
May 1, 1970	Tallahassee	W, 12-5
May 2, 1970	Tallahassee	W, 8-4
May 15, 1970	Statesboro, GA	W, 8-3
May 16, 1970	Statesboro, GA	L, 1-2
May 1, 1971	Tallahassee	L, 1-2
May 2, 1971	Tallahassee	W, 6-1
May 14, 1971	Statesboro, GA	W, 1-0
Apr 9, 1972	Statesboro, GA	W, 7-3
Apr 10, 1972	Statesboro, GA	L, 6-7
May 6, 1972	Tallahassee	L, 3-4
May 6, 1972	Tallahassee	W, 5-2
May 7, 1972	Tallahassee	W, 12-10
Apr 21, 1973	Statesboro, GA	L, 0-7
Apr 21, 1973	Statesboro, GA	W, 13-8
Apr 22, 1973	Statesboro, GA	L, 3-7
May 5, 1973	Tallahassee	L, 4-5
May 6, 1973	Tallahassee	W, 4-1
Apr 20, 1974	Statesboro, GA	L, 3-13
Apr 21, 1974	Statesboro, GA	W, 4-2
May 4, 1974	Tallahassee	W, 7-6
May 5, 1974	Tallahassee	W, 4-1
May 5, 1974	Tallahassee	W, 3-2
May 2, 1975	Tallahassee	W, 8-2
May 3, 1975	Tallahassee	W, 6-0
May 4, 1975	Statesboro, GA	W, 10-5
May 4, 1975	Statesboro, GA	W, 6-3
May 5, 1975	Statesboro, GA	L, 7-8
Apr 3, 1976	Statesboro, GA	W, 10-3
Apr 4, 1976	Statesboro, GA	L, 4-6
May 8, 1976	Tallahassee	L, 5-11

May 9, 1976	Tallahassee	W, 5-2
May 9, 1976	Tallahassee	L, 3-4
Mar 26, 1977	Tallahassee	L, 2-3
Mar 26, 1977	Tallahassee	W, 6-0
Mar 27, 1977	Tallahassee	W, 6-3
Mar 7, 1977	Tallahassee	W, 4-3
Mar 8, 1977	Tallahassee	W, 10-9
Apr 15, 1978	Statesboro, GA	W, 1-0
Apr 16, 1978	Statesboro, GA	L, 3-4
May 6, 1978	Tallahassee	W, 9-3
May 7, 1978	Tallahassee	L, 2-4
May 7, 1978	Tallahassee	L, 4-7
Apr 14, 1979	Statesboro, GA	W, 6-4
Apr 15, 1979	Statesboro, GA	L, 4-7
Apr 15, 1979	Statesboro, GA	W, 5-4
May 5, 1979	Tallahassee	L, 3-8
May 6, 1979	Tallahassee	L, 1-8
Feb 21, 1981	Tallahassee	L, 2-3
Feb 21, 1981	Tallahassee	L, 2-5
Feb 22, 1981	Tallahassee	W, 14-6
May 8, 1981	Statesboro, GA	W, 2-1
May 9, 1981	Statesboro, GA	W, 6-1
Mar 1, 1982	Tallahassee	W, 5-2
Mar 2, 1982	Tallahassee	W, 9-5
May 4, 1982	Statesboro, GA	W, 5-4
May 5, 1982	Statesboro, GA	W, 8-4
May 5, 1982	Statesboro, GA	W, 19-9
Apr 10, 1983	Statesboro, GA	W, 12-3
Apr 11, 1983	Statesboro, GA	W, 9-6
Apr 19, 1983	Tallahassee	W, 16-4
Apr 20, 1983	Tallahassee	W, 8-1
Mar 24, 1984	Tallahassee	W, 5-4
Mar 25, 1984	Tallahassee	W, 21-3
Apr 7, 1984	Statesboro, GA	W, 4-2
Apr 8, 1984	Statesboro, GA	L, 3-6
Feb 26, 1985	Tallahassee	W, 5-4
Feb 27, 1985	Tallahassee	W, 12-6
Apr 16, 1985	Statesboro, GA	W, 8-7
Apr 17, 1985	Statesboro, GA	W, 6-4

FSU Most Runs (Gm): 21 (1984)
FSU Widest Margin: 21-3 (1984)
GSU Most Runs (Gm): 13 (1974)
GSU Widest Margin: 13-3 (1974)
High-Scoring Game: 28 (FSU 19-9, 1984)
Low Scoring Game: 1 (FSU 1-0, 1971)
Longest FSU Win Streak: 16 (1965-68)
Longest GSU Win Streak: 4 (1979-81)
Shutouts By: FSU 8, GSU 2

GEORGIA SW: 3-1

At Florida State: FSU leads 2-0
At Georgia SW: Series tied 1-1
 Mar 4, 1976 Tallahassee W, 20-1
 Mar 4, 1976 Tallahassee W, 12-0
 Mar 6, 1976 Americus, GA L, 7-9
 Mar 6, 1976 Americus, GA W, 10-4

FSU Most Runs (Gm): 20 (1976)
FSU Widest Margin: 20-1 (1976)
GSW Most Runs (Gm): 9 (1976)
GSW Widest Margin: 9-7 (1976)
High-Scoring Game: 21 (FSU 20-1, 1976)
Low Scoring Game: 14 (FSU 10-4, 1976)
Shutouts By: FSU 1

GEORGIA STATE: 28-2

At Florida State: FSU leads 20-0
At Georgia State: FSU leads 8-2
 Feb 26, 1981 Tallahassee W, 19-3
 Feb 26, 1981 Tallahassee W, 8-7
 Feb 27, 1981 Tallahassee W, 19-2
 Mar 27, 1981 Atlanta, GA W, 15-5
 Mar 28, 1981 Atlanta, GA W, 16-8
 Mar 29, 1981 Atlanta, GA L, 1-3
 Feb 13, 1982 Tallahassee W, 23-0
 Feb 13, 1982 Tallahassee W, 9-1
 Feb 14, 1982 Tallahassee W, 25-11
 Apr 3, 1982 Atlanta, GA W, 17-8
 Apr 4, 1982 Atlanta, GA W, 31-6
 Apr 29, 1983 Tallahassee W, 17-4
 Apr 30, 1983 Tallahassee W, 10-2
 Apr 30, 1983 Tallahassee W, 8-3
 May 2, 1983 Atlanta, GA W, 10-1



ALL-TIME RESULTS

May 2, 1983	Atlanta, GA	L, 4-7
May 3, 1983	Atlanta, GA	W, 9-7
Mar 31, 1984	Atlanta, GA	W, 8-6
Apr 1, 1984	Atlanta, GA	W, 26-13
Mar 29, 1985	Tallahassee	W, 14-0
Mar 29, 1985	Tallahassee	W, 10-4
Mar 18, 1992	Tallahassee	W, 7-1
Mar 19, 1992	Tallahassee	W, 22-0
May 15, 1992	Tallahassee	W, 36-7
May 16, 1992	Tallahassee	W, 17-4
May 21, 1993	Tallahassee	W, 23-1
May 22, 1993	Tallahassee	W, 12-4
Feb 19, 2010	Tallahassee	W, 11-3
Feb 20, 2010	Tallahassee	W, 14-7
Feb 21, 2010	Tallahassee	W, 12-2

FSU Most Runs (Gm): 36 (1992)
FSU Widest Margin: 36-7 (1992)
GSU Most Runs (Gm): 13 (1984)
GSU Widest Margin: 7-4 (1983)
High-Scoring Game: 43 (FSU 36-7, 1992)
Low Scoring Game: 4 (GSU 3-1, 1981)
Longest FSU Win Streak: 14 (1983-Present)
Shutouts By: FSU 3

GEORGIA TEACHERS: 17-2

May 7, 1948		W, 5-2
May 8, 1948		W, 12-8
Mar 20, 1953	Tallahassee	W, 14-6
Mar 21, 1952	Tallahassee	W, 15-4
Apr 24, 1952		L, 2-6
Apr 25, 1952		W, 15-6
Apr 15, 1954	Tallahassee	W, 7-4
Apr 29, 1955		W, 10-3
Apr 30, 1955		W, 12-2
Mar 19, 1956	Tallahassee	W, 6-5
Mar 20, 1956	Tallahassee	W, 10-5
May 5, 1956	Tallahassee	W, 5-3
Apr 19, 1957		W, 13-2
Apr 20, 1957		W, 8-3
May 31, 1957	Gastonia, NC	W, 5-3
May 16, 1958	Tallahassee	W, 15-10
May 17, 1958	Tallahassee	W, 17-3
Apr 25, 1959	Tallahassee	W, 7-1
May 9, 1959		L, 4-5

GRAMBLING STATE: 17-1

At Florida State: FSU leads 17-1

Feb 11, 1985	Tallahassee	W, 13-7
Feb 12, 1985	Tallahassee	W, 8-2
Feb 12, 1986	Tallahassee	W, 10-1
Feb 13, 1986	Tallahassee	W, 20-6
Feb 14, 1986	Tallahassee	L, 1-3
Feb 12, 1987	Tallahassee	W, 4-3
Feb 13, 1987	Tallahassee	W, 9-2
Feb 14, 1987	Tallahassee	W, 12-6
Feb 12, 1988	Tallahassee	W, 11-7
Feb 13, 1988	Tallahassee	W, 16-3
Feb 14, 1988	Tallahassee	W, 18-2
Feb 10, 1989	Tallahassee	W, 8-3
Feb 11, 1989	Tallahassee	W, 5-0
Feb 12, 1989	Tallahassee	W, 8-2
May 14, 2009	Tallahassee	W, 9-1 (6)
May 15, 2009	Tallahassee	W, 14-6 (7)
May 15, 2009	Tallahassee	W, 9-7
May 16, 2009	Tallahassee	W, 10-2

FSU Most Runs (Gm): 20 (1986)
FSU Widest Margin: 16-3 (1987)
Grambling Most Runs (Gm): 7 (1985, 1988, 2009)
Grambling Widest Margin: 3-1 (1986)
High-Scoring Game: 26 (FSU 20-6, 1986)
Low Scoring Game: 4 (GU 3-1, 1986)
Longest FSU Win Streak: 13 (1986-Present)
Shutouts By: FSU 1

HAWAII: 9-9

At Hawaii: FSU leads 9-8
At Neutral: Hawaii leads 1-0

Apr 3, 1977	Hawaii	L, 4-5
Apr 8, 1977	Hawaii	W, 5-2
May 30, 1980***	Omaha, NE	L, 6-7
Feb 3, 1994	Manoa, HI	W, 11-3

Feb 4, 1994	Manoa, HI	W, 6-4
Feb 5, 1994	Manoa, HI	L, 1-6
Feb 6, 1994	Manoa, HI	W, 9-3
Feb 11, 1998	Manoa, HI	W, 7-2
Feb 12, 1998	Manoa, HI	W, 11-2
Feb 13, 1998	Manoa, HI	L, 6-9
Feb 14, 1998	Manoa, HI	L, 2-8
Jan 30, 2002	Manoa, HI	L, 2-3
Jan 31, 2002	Manoa, HI	W, 8-5
Feb 1, 2002	Manoa, HI	W, 7-4
Feb 2, 2002	Manoa, HI	W, 12-1
Mar 10, 2005	Honolulu, HI	L, 0-15
Mar 11, 2005	Honolulu, HI	L, 6-7
Mar 12, 2005	Honolulu, HI	L, 6-9

FSU Most Runs (Gm): 12 (2002)
FSU Widest Margin: 12-1 (2002)
Hawaii Most Runs: 15 (2005)
Hawaii Widest Margin: 15-0 (2005)
High-Scoring Game: 15 (Three times)
Low Scoring Game: 5 (Hawaii 3-2, 2002)
Longest FSU Win Streak: 3 (1994-98, 2002)
Longest Hawaii Win Streak: 3 (1998-02, 2005)

HAWAII-HILO: 10-1

At Hawaii-Hilo: FSU leads 10-1

Feb 7, 1994	Hilo, HI	L, 2-4 (7)
Feb 8, 1994	Hilo, HI	W, 7-1
Feb 8, 1994	Hilo, HI	W, 5-1
Jan 26, 2002	Hilo, HI	W, 16-2
Jan 27, 2002	Hilo, HI	W, 5-1
Jan 28, 2002	Hilo, HI	W, 14-7
Mar 4, 2005	Hilo, HI	W, 7-2
Mar 5, 2005	Kona, HI	W, 6-4 (12)
Mar 6, 2005	Kona, HI	W, 5-2 (7)
Mar 6, 2005	Kona, HI	W, 9-1 (7)
Mar 7, 2005	Hilo, HI	W, 11-5 (8)

FSU Most Runs (Gm): 16 (2002)
FSU Widest Margin: 16-2 (2002)
Hawaii-Hilo Most Runs (Gm): 7 (1998)
Hawaii-Hilo Widest Margin: 4-2 (1994)
High-Scoring Game: 21 (FSU 14-7, 2002)
Low Scoring Game: 6 (HHI 4-2, 1994; FSU 5-1, 2002)
Longest FSU Win Streak: 10 (1994-Present)

HAWAII PACIFIC: 2-1

At Hawaii Pacific: FSU leads 2-1

Feb 10, 1998	Honolulu, HI	W, 2-0
Feb 10, 1998	Honolulu, HI	L, 8-9
Mar 9, 2005	Honolulu, HI	W, 9-1

HIGH POINT: 2-0

At Florida State FSU leads 2-0

Mar 10, 2009	Tallahassee	W, 18-4
Mar 11, 2009	Tallahassee	W, 4-3

HOFSTRA: 13-0

At Florida State: FSU leads 13-0

Feb 16, 2007	Tallahassee	W, 10-1
Feb 17, 2007	Tallahassee	W, 16-1
Feb 18, 2007	Tallahassee	W, 11-3
Feb 20, 2009	Tallahassee	W, 9-3
Feb 21, 2009	Tallahassee	W, 21-7 (7)
Feb 21, 2009	Tallahassee	W, 3-2
Feb 22, 2009	Tallahassee	W, 10-4
Feb 27, 2010	Tallahassee	W, 13-1
Feb 27, 2010	Tallahassee	W, 13-0 (7)
Feb 28, 2010	Tallahassee	W, 14-4
Feb 25, 2011	Tallahassee	W, 14-3
Feb 26, 2011	Tallahassee	W, 16-3
Feb 27, 2011	Tallahassee	W, 7-0

FSU Most Runs (Gm): 21 (2009)
FSU Widest Margin: 16-1 (2007)
Hofstra Most Runs (Gm): 7 (2009)
High-Scoring Game: 28 (FSU 21-7, 2009)
Low Scoring Game: 5 (FSU 3-2, 2009)
Shutouts By: FSU 2

HOLY CROSS: 2-0

At Florida State: FSU leads 2-0

Apr 2, 1970	Tallahassee	W, 11-4
Apr 4, 1970	Tallahassee	W, 3-0

HOWARD: 1-1

At Florida State: Series tied 1-1

Mar 18, 1976	Tallahassee	L, 1-6
Mar 18, 1976	Tallahassee	W, 9-1

ILLINOIS: 5-0

At Florida State: FSU leads 4-0
At Neutral: FSU leads 1-0

Apr 3, 1956	Tallahassee	W, 13-10
Apr 5, 1956	Tallahassee	W, 12-0
Apr 1, 1970	Tallahassee	W, 5-4
Apr 3, 1970	Tallahassee	W, 10-0
May 26, 1990*	Starkville, MS	W, 6-4

ILLINOIS STATE: 1-0

At Florida State: FSU leads 1-0

Mar 9, 2004	Tallahassee	W, 6-3
-------------	-------------	--------

INDIANA: 6-0

At Florida State: FSU leads 6-0

Mar 26, 1956	Tallahassee	W, 11-6
Mar 27, 1956	Tallahassee	W, 14-10
Mar 27, 1959	Tallahassee	W, 16-9
Mar 9, 2007	Tallahassee	W, 6-0
Mar 10, 2007	Tallahassee	W, 8-2
Mar 11, 2007	Tallahassee	W, 9-0

FSU Most Runs (Gm): 16 (1959)
FSU Widest Margin: 9-0 (2007)
Indiana Most Runs (Gm): 10 (1956)
High-Scoring Game: 25 (FSU 16-9, 1959)
Low Scoring Game: 6 (FSU 6-0, 2007)
Longest FSU Win Streak: 6 (1956-Present)
Shutouts By: FSU 2

INDIANA STATE: 1-0

At Neutral: FSU leads 1-0

May 31, 1986***	Omaha, NE	W, 5-3
-----------------	-----------	--------

IOWA: 1-0

At Florida State: FSU leads 1-0

Apr 2, 1988	Tallahassee	W, 8-0
-------------	-------------	--------

ITHACA: 3-0

At Florida State: FSU leads 2-0
At Neutral: FSU leads 1-0

Apr 2, 1957	Tallahassee	W, 7-6
Apr 3, 1957	Tallahassee	W, 21-4
Jun 12, 1962***	Omaha, NE	W, 5-4

JACKSON STATE: 1-0

At Florida State: FSU leads 1-0

Mar 23, 1981	Tallahassee	W, 12-11
--------------	-------------	----------

JACKSONVILLE: 117-37

At Florida State: FSU leads 76-12
At Jacksonville: FSU leads 40-25
At Neutral: FSU leads 1-0

Mar 26, 1960	Tallahassee	W, 8-4
Mar 24, 1961	Tallahassee	W, 9-8
Mar 25, 1961	Tallahassee	L, 3-6
Mar 23, 1961	Tallahassee	W, 8-2
May 16, 1964	Tallahassee	W, 7-4
May 16, 1964	Tallahassee	W, 3-2
Mar 26, 1965	Tallahassee	L, 0-1
Mar 26, 1965	Tallahassee	L, 0-1
May 13, 1965	Tallahassee	W, 8-2
May 13, 1966	Tallahassee	W, 15-5
May 19, 1966	Tallahassee	W, 3-1
May 11, 1967	Tallahassee	W, 7-0
May 16, 1967	Jacksonville, FL	W, 8-1
May 15, 1968	Tallahassee	W, 4-0
May 16, 1968	Tallahassee	W, 9-4
May 7, 1969	Jacksonville, FL	W, 7-5



ALL-TIME RESULTS

May 8, 1969	Jacksonville, FL	L, 2-4
May 4, 1970	Tallahassee	W, 4-1
May 5, 1970	Tallahassee	W, 9-2
Apr 6, 1971	Jacksonville, FL	L, 4-13
Apr 7, 1971	Jacksonville, FL	W, 8-6
Apr 7, 1972	Jacksonville, FL	L, 4-7
Apr 8, 1972	Jacksonville, FL	L, 3-4
May 4, 1972	Tallahassee	L, 1-3
May 5, 1972	Tallahassee	W, 6-5
Apr 30, 1973	Tallahassee	L, 6-12
Apr 30, 1973	Tallahassee	W, 7-4
May 1, 1973	Tallahassee	W, 6-5
Feb 27, 1974	Jacksonville, FL	L, 0-2
Feb 27, 1974	Jacksonville, FL	W, 5-4
Feb 28, 1974	Jacksonville, FL	W, 3-2
May 15, 1974	Tallahassee	W, 9-2
May 16, 1974	Tallahassee	W, 8-6
Mar 6, 1975	Tallahassee	W, 6-4
Mar 6, 1975	Tallahassee	W, 12-3
Mar 7, 1975	Tallahassee	W, 8-0
Apr 22, 1975	Jacksonville, FL	W, 4-0
Apr 23, 1975	Jacksonville, FL	L, 1-2
Mar 24, 1976	Tallahassee	W, 21-5
Mar 25, 1976	Tallahassee	W, 6-5
Apr 8, 1976	Jacksonville, FL	W, 6-1
Apr 9, 1976	Jacksonville, FL	L, 2-6
May 21, 1976*	Tallahassee	W, 6-1
May 24, 1976*	Tallahassee	L, 7-9
Mar 1, 1977	Tallahassee	W, 12-1
Mar 2, 1977	Tallahassee	W, 4-0
Mar 22, 1977	Jacksonville, FL	W, 9-5
Mar 23, 1977	Jacksonville, FL	L, 8-10
Apr 8, 1978	Jacksonville, FL	L, 3-4
Apr 9, 1978	Jacksonville, FL	W, 11-5
Apr 11, 1978	Tallahassee	W, 11-9
Apr 12, 1978	Tallahassee	W, 11-6
Mar 17, 1979	Tallahassee	W, 8-3
Mar 18, 1979	Tallahassee	W, 21-8
Apr 18, 1979	Jacksonville, FL	W, 3-0
Apr 19, 1979	Jacksonville, FL	L, 9-10
Mar 4, 1980	Jacksonville, FL	W, 8-4
Mar 5, 1980	Jacksonville, FL	W, 17-8
Mar 5, 1980	Jacksonville, FL	W, 16-3
Apr 5, 1980	Tallahassee	W, 7-6
Apr 5, 1980	Tallahassee	W, 15-3
Apr 6, 1980	Tallahassee	W, 5-1
Mar 3, 1981	Jacksonville, FL	W, 17-5
Mar 4, 1981	Jacksonville, FL	L, 9-10
Apr 7, 1981	Tallahassee	W, 8-7
Apr 7, 1981	Tallahassee	W, 7-0
Mar 17, 1982	Jacksonville, FL	L, 6-12
Mar 18, 1982	Jacksonville, FL	L, 6-12
Apr 7, 1982	Tallahassee	L, 4-7
Apr 8, 1982	Tallahassee	W, 10-7
Apr 4, 1983	Jacksonville, FL	L, 2-5
Apr 5, 1983	Jacksonville, FL	L, 7-9
Apr 13, 1983	Tallahassee	W, 7-1
Apr 14, 1983	Tallahassee	W, 7-2
Feb 21, 1984	Tallahassee	W, 4-0
Feb 22, 1984	Tallahassee	W, 13-3
Apr 5, 1984	Jacksonville, FL	L, 2-10
Apr 6, 1984	Jacksonville, FL	L, 8-10
Mar 5, 1985	Jacksonville, FL	W, 12-0
Mar 6, 1985	Jacksonville, FL	W, 25-6
Apr 3, 1985	Tallahassee	L, 5-7
Apr 4, 1985	Tallahassee	W, 18-9
Apr 3, 1986	Tallahassee	W, 9-2
Apr 4, 1986	Tallahassee	L, 9-10
Apr 8, 1986	Jacksonville, FL	W, 20-3
Apr 9, 1986	Jacksonville, FL	L, 10-11
Apr 7, 1987	Tallahassee	W, 9-3
Apr 8, 1987	Tallahassee	W, 9-7
Apr 24, 1987	Jacksonville, FL	W, 9-8 (12)
Apr 25, 1987	Jacksonville, FL	W, 11-10 (10)
Mar 29, 1988	Tallahassee	W, 10-7
May 10, 1988	Jacksonville, FL	L, 2-5
Mar 21, 1989	Jacksonville, FL	W, 11-6
Apr 4, 1989	Tallahassee	W, 6-0
Apr 5, 1989	Tallahassee	W, 14-3
May 2, 1989	Jacksonville, FL	L, 6-7 (10)
Mar 28, 1990	Tallahassee	W, 7-3
Apr 11, 1990	Jacksonville, FL	W, 5-3
May 1, 1991	Tallahassee	L, 4-7
Apr 21, 1993	Tallahassee	W, 13-3
May 5, 1993	Tallahassee	W, 6-1

May 12, 1993	Jacksonville, FL	L, 3-4
Apr 6, 1994	Tallahassee	W, 6-1 (8)
Apr 20, 1994	Jacksonville, FL	L, 0-3
May 27, 1994*	Tallahassee	W, 5-1
May 28, 1994*	Tallahassee	W, 5-1
Apr 5, 1995	Tallahassee	W, 11-1
Apr 19, 1995	Jacksonville, FL	W, 6-3
Apr 3, 1996	Jacksonville, FL	W, 10-1
Apr 9, 1996	Tallahassee	W, 8-6
Apr 10, 1996	Jacksonville, FL	W, 4-1
Apr 17, 1996	Tallahassee	W, 9-4
Apr 9, 1997	Tallahassee	W, 14-3
Apr 15, 1997	Jacksonville, FL	W, 12-6
Apr 8, 1998	Tallahassee	W, 4-3
Apr 15, 1998	Jacksonville, FL	W, 11-4
Apr 7, 1999	Tallahassee	W, 8-6
Apr 14, 1999	Jacksonville, FL	W, 25-2
May 29, 1999*	Tallahassee	W, 9-2
Apr 5, 2000	Jacksonville, FL	W, 12-6
Apr 12, 2000	Tallahassee	W, 7-5
Apr 11, 2001	Tallahassee	W, 9-4
Apr 18, 2001	Jacksonville, FL	W, 8-1
Feb 23, 2002	Tallahassee	W, 1-0
Feb 24, 2002	Jacksonville, FL	L, 4-13
Apr 10, 2002	Tallahassee	W, 7-1
Apr 17, 2002	Jacksonville, FL	W, 13-4
Apr 16, 2003	Tallahassee	W, 5-4
May 6, 2003	Jacksonville, FL	W, 11-3
May 30, 2003*	Tallahassee	W, 6-0
Feb 15, 2004	Jacksonville, FL	W, 14-9
Feb 16, 2004	Tallahassee	W, 8-3
Mar 17, 2004	Tallahassee	W, 19-3
Apr 7, 2004	Jacksonville, FL	W, 15-4
Mar 23, 2005	Jacksonville, FL	W, 9-0
Apr 6, 2005	Tallahassee	W, 11-4
Apr 12, 2005	Jacksonville, FL	W, 11-4
May 17, 2005	Tallahassee	W, 12-5
Mar 22, 2006	Jacksonville, FL	W, 4-1
Apr 4, 2006	Tallahassee	W, 4-2
Apr 12, 2006	Jacksonville, FL	W, 10-1
May 3, 2006	Tallahassee	W, 9-2
Jun 2, 2006*	Athens, GA	W, 18-0
Mar 21, 2007	Jacksonville, FL	L, 3-5
Apr 10, 2007	Tallahassee	W, 7-2
Apr 2, 2008	Jacksonville, FL	W, 7-5
May 7, 2008	Tallahassee	L, 6-7
Mar 3, 2009	Jacksonville, FL	L, 4-9
May 5, 2009	Tallahassee	W, 5-2
Feb 8, 2010	Jacksonville, FL	W, 2-0
Apr 14, 2010	Tallahassee	L, 8-10
May 4, 2010	Tallahassee	W, 11-10 (13)
Feb 22, 2011	Tallahassee	W, 5-3
May 03, 2011	Jacksonville, FL	W, 8-5

FSU Most Runs (Gm): 25 (1985)
FSU Widest Margin: 25-6 (1985)
Jacksonville Most Runs (Gm): 13 (1971, 2002)
Jacksonville Widest Margin: 13-4 (1971, 2002)
High-Scoring Game: 31 (FSU 25-6, 1985)
Low Scoring Game: 1 (JU 1-0, 1965; 1-0, 1965; FSU 1-0 2002)
Longest FSU Win Streak: 20 (1994-02)
Longest Jacksonville Win Streak: 3 (1972; 1982)
Shutouts By: FSU 15, JU 4

JACKSONVILLE NAVY: 3-2

At Florida State: FSU leads 2-1
At Jacksonville Navy: Series tied 1-1

Apr 14, 1953	Tallahassee	W, 4-2
Apr 15, 1953	Tallahassee	L, 4-7
Mar 12, 1954	Jacksonville, FL	L, 1-2
Mar 13, 1954	Jacksonville, FL	W, 7-4
Mar 24, 1955	Tallahassee	W, 8-4

JACKSONVILLE STATE: 3-0

At Florida State: FSU leads 3-0

Mar 24, 1954	Tallahassee	W, 24-0
Mar 24, 1955	Tallahassee	W, 8-4
Mar 14, 1973	Tallahassee	W, 13-5

KEARNEY STATE: 2-0

At Neutral: FSU leads 2-0

Apr 4, 1977	Hawaii	W, 13-9
Apr 7, 1977	Hawaii	W, 11-1

KENT: 1-0

At Florida State: FSU leads 1-0

May 23, 1992*	Tallahassee	W, 4-2
---------------	-------------	--------

KENTUCKY: 6-1

At Florida State: FSU leads 6-1

Mar 18, 1965	Tallahassee	W, 2-0
Mar 14, 1966	Tallahassee	W, 9-4
Mar 15, 1966	Tallahassee	W, 19-3
Mar 16, 1966	Tallahassee	W, 7-0
Mar 17, 1966	Tallahassee	W, 20-1
Mar 17, 1977	Tallahassee	L, 0-14
Mar 17, 1977	Tallahassee	W, 6-4

FSU Most Runs (Gm): 20 (1966)
FSU Widest Margin: 20-1 (1966)
Kentucky Most Runs (Gm): 14 (1966)
Kentucky Widest Margin: 14-0 (1977)
High-Scoring Game: 22 (FSU 19-3, 1966)
Low Scoring Game: 2 (FSU 2-0, 1964; 2-0, 1965)
Longest FSU Win Streak: 6 (1964-66)
Longest Kentucky Win Streak: 1 (1977)
Shutouts By: FSU 2, Kentucky 1

KENTUCKY WESLEYAN: 4-0

At Florida State: FSU leads 4-0

Apr 8, 1968	Tallahassee	W, 15-1
Apr 9, 1968	Tallahassee	W, 15-5
Apr 9, 1969	Tallahassee	W, 18-1
Apr 10, 1969	Tallahassee	W, 17-0

KENYON: 2-0

At Florida State: FSU leads 2-0

Mar 17, 1952	Tallahassee	W, 21-1
Mar 18, 1952	Tallahassee	W, 11-2

LAFAYETTE: 4-0

At Florida State: FSU leads 3-0
At Neutral: FSU leads 1-0

Mar 11, 1971	Tallahassee	W, 3-0
Mar 12, 1971	Tallahassee	W, 1-0
Mar 13, 1971	Tallahassee	W, 2-0
May 24, 1990*	Starkville, MS	W, 7-2

LAMAR: 1-0

At Florida State: FSU leads 1-0

Mar 15, 1988	Tallahassee	W, 10-9
--------------	-------------	---------

LEMOYNE: 2-1

At Florida State: FSU leads 2-1

Apr 30, 2010	Tallahassee	L, 1-3
May 1, 2010	Tallahassee	W, 8-5
May 2, 2010	Tallahassee	W, 17-1

LENOIR RHYNE: 1-0

At Florida State: FSU leads 1-0

Mar 3, 1980	Tallahassee	W, 10-3
-------------	-------------	---------

LEWIS: 0-3

At Florida State: Lewis leads 3-0

Apr 6, 1974	Tallahassee	L, 11-12
Apr 7, 1974	Tallahassee	L, 0-4
Apr 8, 1974	Tallahassee	L, 5-7

LIBERTY: 2-0

At Florida State: FSU leads 2-0

May 21, 1998*	Tallahassee	W, 10-7
Mar 14, 2001	Tallahassee	W, 1-0

LONG BEACH STATE: 0-2

At Florida State: Long Beach State leads 1-0
At Neutral: Long Beach State leads 1-0

May 29, 1993*	Tallahassee	L, 1-4
May 31, 1998***	Omaha, NE	L, 4-7



ALL-TIME RESULTS

LONG ISLAND: 2-0

At Neutral: FSU leads 2-0

Mar 12, 1997	Daytona Beach, FL	W, 13-5
Mar 10, 1998	Daytona Beach, FL	W, 11-0

LOUISIANA STATE: 13-6

At Florida State: FSU leads 5-3

At Louisiana State: FSU leads 5-2

At Neutral: FSU leads 3-1

Mar 20, 1955	Tallahassee	W, 5-3
Apr 23, 1966	Baton Rouge, LA	L, 2-3
Apr 23, 1966	Baton Rouge, LA	L, 0-1
May 24, 1975*	Starkville, MS	W, 4-2
Mar 29, 1983	Tallahassee	L, 5-15
Mar 30, 1983	Tallahassee	W, 10-5
May 4, 1983	Baton Rouge, LA	W, 8-2
May 5, 1983	Baton Rouge, LA	W, 6-3
May 19, 1986	Tallahassee	W, 6-4
Feb 22, 1987	Tallahassee	W, 2-1
May 29, 1987***	Omaha, NE	W, 6-2 (10)
Feb 21, 1988	Tallahassee	L, 4-9
Mar 20, 1990	Baton Rouge, LA	W, 8-3
Mar 20, 1990	Baton Rouge, LA	W, 7-4
Mar 21, 1990	Baton Rouge, LA	W, 13-7
Mar 3, 1991	Tallahassee	W, 8-0
Jun 3, 1994***	Omaha, NE	W, 6-3
Mar 3, 1995	Tallahassee	L, 2-6
Jun 15, 2000***	Omaha, NE	L, 3-6

FSU Most Runs (Gm): 13 (1990)

FSU Widest Margin: 8-0 (1991)

LSU Most Runs (Gm): 7 (1990)

LSU Widest Margin: 9-4 (1988)

High-Scoring Game: 20 (FSU 13-7, 1990)

Low Scoring Game: 1 (LSU 1-0, 1966)

Longest FSU Win Streak: 5 (1990-94)

Longest LSU Win Streak: 2 (1995-Present)

Shutouts By: FSU 1, LSU 1

LOUISVILLE: 15-2

At Florida State: FSU leads 15-2

May 13, 1977	Tallahassee	W, 5-2
May 12, 1978	Tallahassee	L, 3-4
May 13, 1978	Tallahassee	W, 7-5
May 9, 1980	Tallahassee	W, 13-1
Mar 15, 1981	Tallahassee	W, 10-1
May 14, 1982	Tallahassee	W, 12-1
Mar 14, 1983	Tallahassee	L, 4-6
Mar 15, 1983	Tallahassee	W, 11-4
May 9, 1985	Tallahassee	W, 11-3
May 13, 1987	Tallahassee	W, 9-2
May 18, 1988	Tallahassee	W, 18-4
Apr 14, 1989	Tallahassee	W, 7-0
Apr 15, 1989	Tallahassee	W, 10-1
Apr 16, 1989	Tallahassee	W, 7-2
Apr 19, 1991	Tallahassee	W, 6-3
Apr 20, 1991	Tallahassee	W, 5-1
Apr 21, 1991*	Tallahassee	W, 14-6

*1-0 forfeit loss

FSU Most Runs (Gm): 18 (1988)

FSU Widest Margin: 18-4 (1988)

Louisville Most Runs (Gm): 6 (1983, 1991)

Louisville Widest Margin: 6-4 (1983)

High-Scoring Game: 22 (FSU 18-4, 1988)

Low Scoring Game: 6 (FSU 5-1, 1991)

Longest FSU Win Streak: 10 (1983-91)

Longest Louisville Win Streak: 1 (1978; 1983)

Shutouts By: FSU 1

LOYOLA: 11-1

At Florida State: FSU leads 9-1

At Loyola: FSU leads 2-0

Mar 28, 1952	Tallahassee	W, 1-0
Mar 29, 1952	Tallahassee	W, 7-0
May 7, 1965	Tallahassee	W, 7-6
May 8, 1965	Tallahassee	W, 18-14
Apr 24, 1966	Tallahassee	W, 3-0
Apr 25, 1966	Tallahassee	W, 5-0
Apr 23, 1967	Chicago, IL	W, 5-1
Apr 24, 1967	Chicago, IL	W, 5-1
Apr 26, 1968	Tallahassee	W, 5-1

Apr 27, 1968	Tallahassee	W, 4-1
Mar 22, 1969	Tallahassee	L, 3-5
Mar 22, 1969	Tallahassee	W, 2-0

FSU Most Runs (Gm): 18 (1965)

FSU Widest Margin: 7-0 (1952)

Loyola Most Runs (Gm): 14 (1965)

Loyola Widest Margin: 5-3 (1969)

High-Scoring Game: 32 (FSU 18-14, 1965)

Low Scoring Game: 1 (FSU 1-0, 1952)

Longest FSU Win Streak: 10 (1952-68)

Shutouts By: FSU 5

MAINE: 6-0

At Florida State: FSU leads 6-0

Apr 3, 1988	Tallahassee	W, 4-2
Mar 12, 1996	Tallahassee	W, 14-5
Mar 13, 1996	Tallahassee	W, 17-5
Mar 14, 1996	Tallahassee	W, 8-1
Mar 8, 2011	Tallahassee	W, 10-2
Mar 9, 2011	Tallahassee	W, 9-3

MARIETTA: 1-1

At Florida State: Series tied 1-1

Mar 15, 1973	Tallahassee	L, 5-7
Mar 18, 1977	Tallahassee	W, 8-0

MARIST: 2-0

At Florida State: FSU leads 2-0

May 22, 1997*	Tallahassee	W, 4-2
May 29, 2009*	Tallahassee	W, 16-4

MARSHALL: 5-1

At Florida State: FSU leads 5-0

At Neutral: Marshall leads 1-0

May 19, 1978*	Miami, FL	L, 0-4
Feb 3, 1996	Tallahassee	W, 16-1
Feb 4, 1996	Tallahassee	W, 34-0
Feb 21, 1997	Tallahassee	W, 22-1
Feb 22, 1997	Tallahassee	W, 15-4
Feb 23, 1997	Tallahassee	W, 14-2

FSU Most Runs (Gm): 34 (1996)

FSU Widest Margin: 34-0 (1996)

Marshall Most Runs (Gm): 4 (1978, 1997)

Marshall Widest Margin: 4-0 (1978)

High-Scoring Game: 34 (FSU 34-0, 1996)

Low Scoring Game: 4 (Marshall 4-0, 1978)

Longest FSU Win Streak: 5 (1996-Present)

Shutouts By: FSU 1, Marshall 1

MEMPHIS STATE: 42-15

At Florida State: FSU leads 25-8

At Memphis State: FSU leads 17-7

May 14, 1977	Memphis, TN	W, 10-2
May 14, 1978	Tallahassee	L, 9-10
May 12, 1979	Tallahassee	W, 11-1
May 11, 1980	Tallahassee	W, 14-11
May 11, 1980	Tallahassee	W, 11-7
Apr 11, 1981	Tallahassee	L, 4-6
Apr 11, 1981	Tallahassee	W, 8-4
Apr 12, 1981	Tallahassee	W, 7-6
May 15, 1981	Tallahassee	W, 5-0
May 16, 1981	Tallahassee	W, 7-3
Apr 10, 1982	Memphis, TN	L, 1-3
Apr 10, 1982	Memphis, TN	L, 3-11
Apr 11, 1982	Memphis, TN	W, 12-6
May 14, 1982	Tallahassee	L, 2-4
May 15, 1982	Tallahassee	W, 7-6
Apr 23, 1983	Tallahassee	W, 17-0
Apr 23, 1983	Tallahassee	W, 2-1
Apr 24, 1983	Tallahassee	L, 6-7
May 4, 1984	Memphis, TN	W, 13-7
May 6, 1984	Memphis, TN	W, 11-3
May 6, 1984	Memphis, TN	W, 8-3
May 11, 1984	Tallahassee	W, 10-3
Mar 30, 1985	Memphis, TN	L, 2-3
Mar 31, 1985	Memphis, TN	L, 7-8
Apr 20, 1985	Tallahassee	L, 4-7
Apr 20, 1985	Tallahassee	W, 8-3
Apr 21, 1985	Tallahassee	W, 7-2
Mar 29, 1986	Memphis, TN	W, 7-3

Mar 29, 1986	Memphis, TN	W, 6-1
Mar 30, 1986	Memphis, TN	L, 2-7
Apr 19, 1986	Tallahassee	W, 6-0
Apr 20, 1986	Tallahassee	W, 6-5
Apr 21, 1986	Tallahassee	W, 7-1
May 10, 1986	Tallahassee	W, 7-3
Mar 28, 1986	Memphis, TN	W, 4-1
Mar 28, 1987	Memphis, TN	W, 8-0
Mar 29, 1987	Memphis, TN	L, 4-5 (10)
Apr 18, 1987	Tallahassee	W, 6-4
Apr 18, 1987	Tallahassee	W, 7-6
Apr 19, 1987	Tallahassee	W, 7-5
Apr 16, 1988	Tallahassee	L, 5-6
Apr 16, 1988	Tallahassee	W, 5-0
Apr 17, 1988	Tallahassee	L, 1-2
May 13, 1988	Memphis, TN	W, 14-3
May 14, 1988	Memphis, TN	W, 9-5
May 15, 1988	Memphis, TN	W, 21-1
May 21, 1988	Tallahassee	W, 4-2
Apr 29, 1989	Memphis, TN	W, 6-2
Apr 29, 1989	Memphis, TN	W, 6-2
Apr 30, 1989	Memphis, TN	W, 3-1
May 18, 1989	Tallahassee	W, 9-4
Mar 13, 1990	Tallahassee	W, 10-0
Mar 14, 1990	Tallahassee	L, 3-5
Mar 15, 1990	Tallahassee	W, 13-5
Mar 30, 1991	Memphis, TN	W, 6-5
Mar 30, 1991	Memphis, TN	W, 4-3 (11)
Mar 31, 1991	Memphis, TN	L, 7-8

FSU Most Runs (Gm): 21 (1988)

FSU Widest Margin: 21-1 (1988)

MSU Most Runs (Gm): 11 (1980)

MSU Widest Margin: 11-3 (1982)

High-Scoring Game: 25 (FSU 14-11, 1980)

Low Scoring Game: 3 (MSU 2-1, 1988)

Longest FSU Win Streak: 9 (1988-90)

Shutouts By: FSU 5

MERCER: 58-8

At Florida State: FSU leads 48-4

At Mercer: FSU leads 10-4

Apr 22, 1948	Macon, GA	W, 14-12
Apr 1, 1949	Tallahassee	L, 3-8
May 7, 1949	Macon, GA	W, 6-1
Apr 28, 1950	Tallahassee	W, 3-1
Apr 29, 1950	Tallahassee	W, 12-4
May 13, 1950	Macon, GA	L, 6-10
May 14, 1950	Macon, GA	W, 11-7
Apr 12, 1974	Tallahassee	W, 4-0
Apr 13, 1974	Tallahassee	W, 13-11
Mar 12, 1975	Tallahassee	W, 4-0
Mar 13, 1975	Tallahassee	W, 5-0
Apr 25, 1975	Macon, GA	L, 2-5
Apr 26, 1975	Macon, GA	W, 5-0
Apr 10, 1976	Tallahassee	L, 12-14
Apr 10, 1976	Tallahassee	W, 8-2
Apr 30, 1977	Tallahassee	W, 6-4
May 4, 1977	Tallahassee	W, 9-1
May 3, 1978	Tallahassee	W, 12-11
Mar 3, 1979	Tallahassee	W, 7-5
Apr 27, 1979	Macon, GA	L, 2-4
Mar 18, 1980	Tallahassee	W, 9-7
Mar 31, 1980	Macon, GA	W, 7-4
Mar 10, 1981	Tallahassee	W, 6-5
Mar 11, 1981	Macon, GA	L, 3-4
Mar 3, 1982	Macon, GA	W, 14-10
Apr 24, 1982	Tallahassee	W, 12-2
Apr 24, 1982	Tallahassee	W, 8-1
Feb 16, 1983	Macon, GA	W, 22-6
Feb 17, 1983	Macon, GA	W, 14-5
Apr 21, 1983	Tallahassee	W, 17-4
Apr 22, 1983	Tallahassee	W, 14-5
Apr 10, 1984	Tallahassee	W, 6-0
Apr 11, 1984	Tallahassee	W, 13-2
May 8, 1987	Tallahassee	W, 6-2
May 9, 1987	Tallahassee	W, 14-2
May 9, 1987	Tallahassee	W, 8-3
Mar 30, 1988	Tallahassee	W, 3-2
Mar 30, 1988	Tallahassee	L, 9-10
Mar 28, 1989	Tallahassee	W, 2-1
Mar 29, 1989	Tallahassee	W, 7-0
Apr 17, 1990	Tallahassee	W, 14-3
Apr 18, 1990	Tallahassee	W, 6-3



ALL-TIME RESULTS

Mar 26, 1991	Tallahassee	W, 6-2
Mar 27, 1991	Tallahassee	W, 14-5
Mar 31, 1992	Tallahassee	L, 3-4
Apr 1, 1992	Tallahassee	W, 8-1
Mar 31, 1993	Tallahassee	W, 11-2
Apr 7, 1993	Tallahassee	W, 14-1
Apr 20, 1993	Tallahassee	W, 9-0
Apr 12, 1994	Tallahassee	W, 11-0 (8)
Apr 13, 1994	Tallahassee	W, 5-4
Mar 21, 1995	Tallahassee	W, 17-1
Mar 22, 1995	Tallahassee	W, 22-7
May 3, 1995	Macon, GA	W, 18-3
Mar 5, 1996	Tallahassee	W, 10-5
Mar 6, 1996	Tallahassee	W, 14-5
Apr 1, 1997	Tallahassee	W, 11-1
Apr 2, 1997	Tallahassee	W, 12-6
Apr 30, 1997	Macon, GA	W, 9-2
Mar 31, 1998	Tallahassee	W, 13-3
Apr 1, 1998	Tallahassee	W, 11-0
Mar 30, 1999	Tallahassee	W, 14-1
Mar 28, 2000	Tallahassee	W, 15-5
Apr 3, 2001	Tallahassee	W, 15-1
Mar 26, 2002	Tallahassee	W, 11-2
Mar 7, 2006	Tallahassee	W, 8-4

FSU Most Runs (Gm): 22 (1983, 1995)
FSU Widest Margin: 18-3 (1995)
MU Most Runs (Gm): 14 (1976)
MU Widest Margin: 8-3 (1949)
High-Scoring Game: 29 (FSU 22-7, 1995)
Low Scoring Game: 3 (FSU 2-1, 1989)
Longest FSU Win Streak: 21 (1992-Present)
Shutouts By: FSU 9

MERCER-ATLANTA: 9-0

At Florida State: FSU leads 6-0
At Mercer-Atlanta: FSU leads 3-0

Apr 9, 1974	Tallahassee	W, 3-1
Apr 10, 1974	Tallahassee	W, 14-11
Mar 19, 1979	Tallahassee	W, 4-2
Feb 17, 1982	Tallahassee	W, 24-0
Feb 18, 1982	Tallahassee	W, 19-2
Feb 19, 1982	Tallahassee	W, 15-1
Mar 4, 1982	Atlanta, GA	W, 11-2
Mar 5, 1982	Atlanta, GA	W, 12-0
Mar 6, 1982	Atlanta, GA	W, 15-1

FSU Most Runs (Gm): 24 (1982)
FSU Widest Margin: 24-0 (1982)
MA Most Runs (Gm): 11 (1974)
High-Scoring Game: 25 (FSU 14-11, 1974)
Low Scoring Game: 4 (FSU 3-1, 1974)
Longest FSU Win Streak: 9 (1974-Present)
Shutouts By: FSU 2

MICHIGAN: 7-1

At Florida State: FSU leads 7-0
At Neutral: Michigan leads 1-0

Apr 3, 1959	Tallahassee	W, 11-0
Jun 13, 1962***	Omaha, NE	L, 7-10
Mar 15, 1991	Tallahassee	W, 11-6
Mar 16, 1991	Tallahassee	W, 3-0
Mar 5, 1995	Tallahassee	W, 17-6
Mar 17, 1995	Tallahassee	W, 4-3
Mar 18, 1995	Tallahassee	W, 14-4
Mar 19, 1995	Tallahassee	W, 11-2

FSU Most Runs (Gm): 17 (1995)
FSU Widest Margin: 17-6 (1995)
Michigan Most Runs (Gm): 10 (1962)
Michigan Widest Margin: 10-7 (1962)
High-Scoring Game: 23 (FSU 17-6, 1995)
Low Scoring Game: 3 (FSU 3-0, 1991)
Longest FSU Win Streak: 6 (1991-Present)
Shutouts By: FSU 2

MICHIGAN STATE: 15-6

At Florida State: FSU leads 14-5
At Neutral: Series tied 1-1

Mar 25, 1957	Tallahassee	L, 3-8
Mar 28, 1957	Tallahassee	W, 7-4
Mar 30, 1959	Tallahassee	W, 5-2
Apr 4, 1959	Tallahassee	L, 2-8

Apr 1, 1964	Tallahassee	W, 10-5
Apr 2, 1964	Tallahassee	W, 7-6
Mar 29, 1965	Tallahassee	W, 11-8
Apr 2, 1965	Tallahassee	L, 2-4
Mar 28, 1966	Tallahassee	W, 5-0
Mar 29, 1966	Tallahassee	L, 6-7
Mar 31, 1966	Tallahassee	W, 5-4
Mar 22, 1970	Miami, FL	L, 5-6
Mar 23, 1971	Miami, FL	W, 9-5
Mar 23, 1975	Tallahassee	L, 3-4
Mar 24, 1975	Tallahassee	W, 11-4
Mar 2, 2001	Tallahassee	W, 7-4
Mar 3, 2001	Tallahassee	W, 10-5
Mar 4, 2001	Tallahassee	W, 9-5
Mar 12, 2004	Tallahassee	W, 5-4
Mar 13, 2004	Tallahassee	W, 11-1
Mar 14, 2004	Tallahassee	W, 4-0

FSU Most Runs (Gm): 11 (1965, 1975, 2004)
FSU Widest Margin: 11-1 (2004)
MSU Most Runs (Gm): 8 (1957, 1959, 1965)
MSU Widest Margin: 8-2 (1959)
High-Scoring Game: 19 (FSU 11-8, 1965)
Low Scoring Game: 4 (FSU 4-0, 2004)
Longest FSU Win Streak: 7 (1975-Present)
Shutouts By: FSU 2

MIDDLE GEORGIA: 2-0

At Florida State: FSU leads 1-0
At Middle Georgia: FSU leads 1-0

Apr 23, 1948	Cochran, GA	W, 5-4
May 14, 1958	Tallahassee	W, 7-6

MILLSAPS: 1-0

At Millsaps: FSU leads 1-0
Apr 9, 1949 Jackson, MS W, 10-8

MINNESOTA: 17-1

At Florida State: FSU leads 12-0
At Minnesota: FSU leads 4-1
At Neutral: FSU leads 1-0

May 22, 1981*	Miami, FL	W, 9-5
Apr 1, 1988	Minneapolis, MN	W, 12-5
Feb 22, 1991	Tallahassee	W, 8-4
Feb 23, 1991	Tallahassee	W, 12-4
Feb 24, 1991	Tallahassee	W, 8-5
Feb 28, 1992	Minneapolis, MN	W, 3-1
Feb 18, 1994	Tallahassee	W, 15-10
Feb 19, 1994	Tallahassee	W, 9-2
Feb 20, 1994	Tallahassee	W, 12-4
Mar 4, 1995	Minneapolis, MN	W, 4-1(10)
Feb 16, 1996	Tallahassee	W, 9-7
Feb 17, 1996	Tallahassee	W, 23-11
Feb 18, 1996	Tallahassee	W, 8-2
Mar 6, 1999	Minneapolis, MN	W, 9-5
Mar 7, 2004	Minneapolis, MN	L, 1-6
Feb 24, 2006	Tallahassee	W, 5-0
Feb 25, 2006	Tallahassee	W, 12-4
Feb 26, 2006	Tallahassee	W, 8-6

FSU Most Runs (Gm): 23 (1996)
FSU Widest Margin: 23-11 (1996)
UM Most Runs (Gm): 11 (1996)
UM Widest Margin: 6-1 (2004)
High-Scoring Game: 34 (FSU 23-11, 1996)
Low Scoring Game: 4 (FSU 3-1, 1992)
Longest FSU Win Streak: 14 (1981-99)

MISSISSIPPI: 7-2

At Florida State: FSU leads 7-0
At Neutral: Mississippi leads 2-0

Mar 30, 1949	Tallahassee	W, 7-3
Mar 31, 1949	Tallahassee	W, 6-5
Mar 23, 1966	Tallahassee	W, 9-8
Mar 24, 1966	Tallahassee	W, 9-4
Mar 25, 1966	Tallahassee	W, 11-10
Mar 26, 1966	Tallahassee	W, 5-3
Jun 2, 1966\$	Gastonia, NC	L, 3-4
Jun 3, 1972\$	Gastonia, NC	L, 3-8
May 28, 1995*	Tallahassee	W, 13-1

FSU Most Runs (Gm): 13 (1995)
FSU Widest Margin: 13-1 (1995)
Mississippi Most Runs (Gm): 10 (1966)
Mississippi Widest Margin: 8-3 (1972)
High-Scoring Game: 21 (FSU 11-10, 1966)
Low Scoring Game: 7 (UM 4-3, 1966)
Longest FSU Win Streak: 6 (1949-66)
Longest Mississippi Win Streak: 2 (1966-72)

MISSISSIPPI COLLEGE: 11-4-1

At Florida State: FSU leads 8-2-1
At Mississippi College: FSU leads 3-2

Mar 29, 1948	Tallahassee	W, 6-0
Mar 30, 1948	Tallahassee	L, 3-13
Apr 16, 1948	Clinton, MS	W, 6-5
Apr 17, 1948	Clinton, MS	L, 6-7
Apr 8, 1949	Clinton, MS	W, 18-13
Apr 18, 1949	Tallahassee	W, 5-4
Apr 19, 1949	Tallahassee	W, 11-6
Mar 27, 1950	Tallahassee	W, 11-6
Mar 28, 1950	Tallahassee	W, 13-4
Apr 2, 1951	Tallahassee	W, 22-9
Apr 3, 1951	Tallahassee	W, 6-2
May 11, 1951	Clinton, MS	W, 10-4
May 12, 1951	Clinton, MS	L, 7-8
Mar 28, 1955	Tallahassee	T, 0-0
Apr 18, 1960	Tallahassee	W, 4-2
Apr 19, 1960	Tallahassee	L, 2-4

FSU Most Runs (Gm): 22 (1951)
FSU Widest Margin: 22-9 (1951)
MC Most Runs (Gm): 13 (1949)
MC Widest Margin: 13-3 (1948)
High-Scoring Game: 31 (FSU 18-13, 1949)
Low Scoring Game: 0 (Tied 0-0, 1955)
Longest FSU Win Streak: 8 (1949-51)
Shutouts By: FSU 2, MC 1

MISSISSIPPI STATE: 7-6

At Florida State: FSU leads 3-2
At Mississippi State: MSU leads 2-1
At Neutral: FSU leads 3-2

Mar 27, 1964	Tallahassee	W, 7-1
May 27, 1965\$	Gastonia, NC	L, 3-6
May 28, 1965\$	Gastonia, NC	W, 6-2
Mar 21, 1966	Tallahassee	W, 24-2
Jun 2, 1966\$	Gastonia, NC	L, 3-4
Jun 3, 1966\$	Gastonia, NC	W, 7-0
May 30, 1970\$	Gastonia, NC	W, 5-4
May 26, 1990*	Starkville, MS	L, 8-11
May 27, 1990*	Starkville, MS	W, 11-9
May 28, 1990*	Starkville, MS	L, 3-4
Jun 2, 2007*	Tallahassee	L, 0-3
Jun 3, 2007*	Tallahassee	L, 4-9

FSU Most Runs (Gm): 24 (1966)
FSU Widest Margin: 24-2 (1966)
MSU Most Runs (Gm): 11 (1990)
MSU Widest Margin: 6-3 (1965); 11-8 (1990)
High-Scoring Game: 26 (FSU 24-2, 1966)
Low Scoring Game: 3 (MSU 3-0, 2007)
Longest FSU Win Streak: 2 (1965-66; 1966-70)
Longest MSU Win Streak: 3 (1990-Present)
Shutouts By: FSU 1, MSU 1

MISSOURI-ROLLA: 2-0

At Florida State: FSU leads 2-0

Mar 13, 1980	Tallahassee	W, 18-3
Mar 13, 1980	Tallahassee	W, 13-0

MONMOUTH: 1-0

At Florida State: FSU leads 1-0

Mar 19, 1980	Tallahassee	W, 27-2
--------------	-------------	---------

MOREHEAD STATE: 3-0

At Florida State: FSU leads 3-0

Mar 16, 1978	Tallahassee	W, 16-4
Mar 16, 1978	Tallahassee	W, 3-2
Mar 7, 1998	Tallahassee	W, 9-1

ALL-TIME RESULTS

NAVY: 0-1

At Florida State: Navy leads 1-0

Mar 23, 1963	Tallahassee	L, 7-8
--------------	-------------	--------

NEBRASKA: 1-0

At Neutral: FSU leads 1-0

Mar 5, 2004	Minneapolis, MN	W, 5-3
-------------	-----------------	--------

NEW ORLEANS: 3-3

At Florida State: Series tied 3-3

May 22, 1980*	Tallahassee	W, 10-8
May 18, 1984	Tallahassee	L, 4-7
May 19, 1984	Tallahassee	W, 5-1
May 20, 1984	Tallahassee	W, 7-3
Feb 20, 1987	Tallahassee	L, 1-3
Mar 1, 1991	Tallahassee	L, 0-6

FSU Most Runs (Gm): 10 (1980)

FSU Widest Margin: 5-1 (1984), 7-3 (1984)

New Orleans Most Runs (Gm): 8 (1980)

New Orleans Widest Margin: 6-0 (1991)

High-Scoring Game: 18 (FSU 10-8, 1980)

Low Scoring Game: 4 (New Orleans 3-1, 1987)

Shutouts By: New Orleans 1

NEW YORK UNIVERSITY: 2-0

At Florida State: FSU leads 2-0

Mar 25, 1970	Tallahassee	W, 6-1
Mar 27, 1970	Tallahassee	W, 4-1

NEVADA-LAS VEGAS: 4-8

At UNLV: UNLV leads 8-2

At Neutral: FSU leads 2-0

Apr 1, 1977	Hawaii	W, 4-2
Apr 6, 1977	Hawaii	W, 4-2
Apr 20, 1978	Las Vegas, NV	L, 4-16
Apr 21, 1978	Las Vegas, NV	L, 1-3
Apr 22, 1978	Las Vegas, NV	L, 6-9
Apr 23, 1978	Las Vegas, NV	L, 6-13
Mar 10, 1983	Las Vegas, NV	W, 7-2
Mar 11, 1983	Las Vegas, NV	L, 5-6
Mar 12, 1983	Las Vegas, NV	W, 14-11
Mar 6, 1984	Las Vegas, NV	L, 9-14
Mar 7, 1984	Las Vegas, NV	L, 1-3
Mar 8, 1984	Las Vegas, NV	L, 2-6

FSU Most Runs (Gm): 14 (1983)

FSU Widest Margin: 7-2 (1983)

UNLV Most Runs (Gm): 16 (1978)

UNLV Widest Margin: 16-4 (1978)

High-Scoring Game: 24 (FSU 14-11, 1983)

Low Scoring Game: 4 (UNLV 3-1, 1978; 3-1, 1984)

Longest FSU Win Streak: 2 (1977)

Longest UNLV Win Streak: 4 (1978)

NIAGARA: 7-0

At Florida State: FSU leads 7-0

Apr 5, 1974	Tallahassee	W, 4-2
Mar 28, 1975	Tallahassee	W, 16-1
Mar 31, 1975	Tallahassee	W, 7-2
Mar 31, 1975	Tallahassee	W, 10-4
Apr 14, 1976	Tallahassee	W, 13-4
Apr 14, 1976	Tallahassee	W, 4-3
Apr 15, 1976	Tallahassee	W, 15-4

FSU Most Runs (Gm): 20 (1975)

FSU Widest Margin: 20-1 (1975)

Niagara Most Runs (Gm): 4 (1975, 1976)

High-Scoring Game: 21 (FSU 20-1, 1975)

Low Scoring Game: 6 (FSU 4-2, 1974)

Longest FSU Win Streak: 7 (1974-Present)

UNC ASHEVILLE: 21-1

At Florida State: FSU leads 21-1

Mar 15, 1994	Tallahassee	W, 3-0
Mar 16, 1994	Tallahassee	W, 11-2
Feb 10, 1996	Tallahassee	W, 4-2
Feb 11, 1996	Tallahassee	W, 16-8
Feb 1, 1997	Tallahassee	W, 11-2
Feb 2, 1997	Tallahassee	W, 8-5
Jan 29, 1999	Tallahassee	W, 9-2

Jan 30, 1999	Tallahassee	W, 16-3
Jan 31, 1999	Tallahassee	W, 11-3
Feb 27, 2004	Tallahassee	L, 1-2
Feb 28, 2004	Tallahassee	W, 8-0
Feb 29, 2004	Tallahassee	W, 4-1
Feb 17, 2006	Tallahassee	W, 10-0
Feb 18, 2006	Tallahassee	W, 9-1
Feb 19, 2006	Tallahassee	W, 8-2
Feb 9, 2007	Tallahassee	W, 17-8
Feb 10, 2007	Tallahassee	W, 12-6
Feb 11, 2007	Tallahassee	W, 15-1
Mar 4, 2008	Tallahassee	W, 11-4
Mar 5, 2008	Tallahassee	W, 10-5
Apr 21, 2009	Tallahassee	W, 9-2
Apr 22, 2009	Tallahassee	W, 11-10 (11)

FSU Most Runs (Gm): 17 (2007)

FSU Widest Margin: 15-1 (2007)

UNCA Most Runs (Gm): 8 (1996, 2007)

UNCA Widest Margin: 2-1 (2004)

High-Scoring Game: 25 (FSU 17-8, 2007)

Low Scoring Game: 3 (FSU 3-0, 1994; UNCA 2-1, 2004)

Longest FSU Win Streak: 12 (2004-Present)

Shutouts By: FSU 3

UNC CHARLOTTE: 2-0

At Florida State: FSU leads 2-0

Mar 16, 1987	Tallahassee	W, 9-1
Mar 17, 1987	Tallahassee	W, 14-5

UNC GREENSBORO: 4-0

At Florida State: FSU leads 4-0

Mar 4, 1997	Tallahassee	W, 11-7
Mar 5, 1997	Tallahassee	W, 16-0
Mar 3, 1998	Tallahassee	W, 13-1
Mar 4, 1998	Tallahassee	W, 13-4

UNC WILMINGTON: 3-0

At Florida State: FSU leads 3-0

Mar 5, 1974	Tallahassee	W, 5-4
Mar 6, 1974	Tallahassee	W, 15-5
Mar 7, 1974	Tallahassee	W, 10-4

NORTH CENTRAL: 3-0

At Florida State: FSU leads 3-0

Mar 20, 1977	Tallahassee	W, 11-5
Mar 20, 1977	Tallahassee	W, 11-3
Mar 21, 1977	Tallahassee	W, 14-3

NORTH FLORIDA: 8-2

At Florida State: FSU leads 7-1

At North Florida: FSU leads 1-1

Mar 28, 2006	Tallahassee	W, 14-8
Feb 27, 2007	Tallahassee	W, 16-3
Mar 27, 2007	Tallahassee	W, 6-0
Apr 16, 2008	Tallahassee	W, 10-2
Mar 4, 2009	Tallahassee	L, 4-5
Apr 8, 2009	Jacksonville, FL	W, 14-6
Apr 15, 2009	Tallahassee	W, 8-7
Mar 10, 2010	Tallahassee	W, 6-2
Apr 6, 2010	Jacksonville, FL	L, 1-3
Apr 7, 2010	Tallahassee	W, 9-2

FSU Most Runs (Gm): 16 (2007)

FSU Widest Margin: 16-3 (2007)

UNF Most Runs (Gm): 8 (2006)

UNF Widest Margin: 5-4 (2009)

High-Scoring Game: 22 (FSU 14-8, 2006)

Low Scoring Game: 6 (FSU 6-0, 2007)

Longest FSU Win Streak: 4 (2006-08)

Shutouts By: FSU 1

NE LOUISIANA: 1-0

At Florida State: FSU leads 1-0

Mar 25, 1964	Tallahassee	W, 7-4
--------------	-------------	--------

NE ILLINOIS: 1-0

At Neutral: FSU leads 1-0

May 23, 1996*	Stanford, CA	W, 16-0
---------------	--------------	---------

NORTHERN ILLINOIS: 1-0

At Florida State: FSU leads 1-0

Apr 8, 1971	Tallahassee	W, 7-1
-------------	-------------	--------

NORTHERN IOWA: 7-0

At Florida State: FSU leads 7-0

Mar 19, 1991	Tallahassee	W, 11-2
Mar 20, 1991	Tallahassee	W, 9-0
Mar 21, 1991	Tallahassee	W, 3-0
Mar 19, 1993	Tallahassee	W, 6-0
Mar 20, 1993	Tallahassee	W, 7-4
Mar 21, 1993	Tallahassee	W, 5-2
Mar 13, 2001	Tallahassee	W, 4-3

FSU Most Runs (Gm): 11 (1991)

FSU Widest Margin: 11-2 (1991); 9-0 (1991)

Northern Iowa Most Runs (Gm): 4 (1993)

High-Scoring Game: 13 (FSU 11-2, 1991)

Low Scoring Game: 3 (FSU 3-0, 1991)

Longest FSU Win Streak: 7 (1991-Present)

Shutouts By: FSU 3

NORTHERN KENTUCKY: 1-0

At Florida State: FSU leads 1-0

Mar 17, 1980	Tallahassee	W, 2-0
--------------	-------------	--------

NOTRE DAME: 5-4

At Florida State: FSU leads 5-3

At Neutral: ND leads 1-0

Mar 31, 1956	Tallahassee	W, 12-5
Apr 5, 1958	Tallahassee	W, 5-2
Apr 8, 1956	Tallahassee	W, 3-2
May 28, 1993*	Tallahassee	W, 7-3
May 29, 1993*	Tallahassee	L, 3-4
Jan 31, 1998	Orlando, FL	L, 1-10
Jun 7, 2002**	Tallahassee	L, 4-10
Jun 9, 2002**	Tallahassee	W, 12-5
Jun 10, 2002**	Tallahassee	L, 1-3

FSU Most Runs (Gm): 12 (1956, 2002)

FSU Widest Margin: 12-5 (1956, 2002)

ND Most Runs (Gm): 10 (1998, 2002)

ND Widest Margin: 10-1 (1998)

High-Scoring Game: 17 (FSU 12-5, 1956; 12-5, 2002)

Low Scoring Game: 4 (ND 3-1, 2002)

Longest FSU Win Streak: 4 (1956-93)

Longest ND Win Streak: 3 (1993-02)

OAKLAND: 4-0

At Florida State: FSU leads 4-0

Mar 29, 1978	Tallahassee	W, 15-6
Mar 29, 1978	Tallahassee	W, 6-2
Mar 28, 1979	Tallahassee	W, 13-4
Mar 28, 1979	Tallahassee	W, 13-6

OGLETHORPE: 0-1

At Florida State: Oglethorpe leads 1-0

Apr 2, 1949	Tallahassee	L, 5-7
-------------	-------------	--------

OHIO UNIVERSITY: 1-1

At Florida State: Ohio leads 1-0

At Neutral: FSU leads 1-0

Jun 16, 1970***	Omaha, NE	W, 2-0
Mar 24, 1974	Tallahassee	L, 3-6

OHIO STATE: 6-3

At Florida State: FSU leads 4-1

At Neutral: Series tied 2-2

Mar 19, 1960	Tallahassee	L, 7-13
Jun 7, 1965***	Omaha, NE	L, 1-2
Mar 22, 1971	Miami, FL	L, 1-9
Mar 18, 1978	Tallahassee	W, 3-2
Mar 19, 1978	Tallahassee	W, 24-13
Mar 21, 1978	Tallahassee	W, 7-4
May 29, 1982*	Austin, TX	W, 8-3
Jan 31, 1998	Orlando, FL	W, 6-4
May 31, 2009*	Tallahassee	W, 37-6



ALL-TIME RESULTS

FSU Most Runs (Gm): 37 (2009)
FSU Widest Margin: 37-6 (2009)
OSU Most Runs (Gm): 13 (1978)
OSU Widest Margin: 9-1 (1971)
High-Scoring Game: 43 (FSU 37-6, 2009)
Low Scoring Game: 3 (OSU 2-1, 1965)
Longest FSU Win Streak: 6 (1978-Present)
Longest OSU Win Streak: 3 (1959-71)

OKLAHOMA: 2-1

At Florida State: FSU leads 1-0
At Neutral: Series tied 1-1

May 30, 1982*	Austin, TX	L, 5-6
Jun 2, 1995***	Omaha, NE	W, 3-2
May 23, 1998*	Tallahassee	W, 23-2

OKLAHOMA STATE: 1-0

At Neutral: FSU leads 1-0

Jun 7, 1986***	Omaha, NE	W, 6-5
----------------	-----------	--------

OLD DOMINION: 2-0

At Old Dominion: FSU leads 1-0
At Neutral: FSU leads 1-0

Apr 5, 1988	Norfolk, VA	W, 6-5
May 27, 1995*	Tallahassee	W, 7-2

OLIVET: 2-0

At Florida State: FSU leads 2-0

Mar 19, 1977	Tallahassee	W, 23-0
Mar 19, 1977	Tallahassee	W, 16-1

OREGON: 2-0

At Neutral Site: FSU leads 2-0

June 5, 2010*	Norwich, CT	W, 6-4
June 6, 2010*	Norwich, CT	W, 5-3

ORAL ROBERTS: 3-0

At Florida State: FSU leads 3-0

Feb 20, 2004	Tallahassee	W, 8-3
Feb 21, 2004	Tallahassee	W, 6-4
Feb 22, 2004	Tallahassee	W, 4-3

OTTERBEIN: 7-0

At Florida State: FSU leads 7-0

Mar 26, 1976	Tallahassee	W, 12-2
Mar 26, 1976	Tallahassee	W, 10-3
Mar 21, 1980	Tallahassee	W, 18-3
Mar 21, 1980	Tallahassee	W, 15-6
Mar 19, 1981	Tallahassee	W, 11-8
Mar 19, 1981	Tallahassee	W, 9-4
Mar 19, 1982	Tallahassee	W, 10-4

FSU Most Runs (Gm): 18 (1980)

FSU Widest Margin: 18-3 (1980)

OU Most Runs (Gm): 8 (1981)

High-Scoring Game: 21 (FSU 18-3, 1980; 15-6, 1980)

Low Scoring Game: 13 (FSU 10-3, 1976; 9-4, 1981)

Longest FSU Win Streak: 7 (1976-Present)

PARSONS: 0-2

At Florida State: Parsons leads 2-0

Apr 5, 1967	Tallahassee	L, 0-10
Apr 6, 1967	Tallahassee	L, 4-16

PENN STATE: 7-2

At Florida State: FSU leads 7-1

At Neutral: FSU leads 1-0

Jun 8, 1957***	Omaha, NE	L, 0-7
Mar 24, 1967	Tallahassee	W, 9-3
Mar 28, 1967	Tallahassee	L, 6-7
Mar 23, 1968	Tallahassee	W, 10-8
Mar 26, 1969	Tallahassee	W, 7-2
Mar 25, 1969	Tallahassee	W, 4-3
Mar 26, 1969	Tallahassee	W, 8-1
Mar 27, 1969	Tallahassee	W, 6-0
Mar 28, 1969	Tallahassee	W, 8-4

FSU Most Runs (Gm): 10 (1968)

FSU Widest Margin: 8-1 (1969)

PSU Most Runs (Gm): 8 (1968)

PSU Widest Margin: 7-0 (1957)

High-Scoring Game: 18 (FSU 10-8, 1968)

Low Scoring Game: 6 (FSU 6-0, 1969)

Longest FSU Win Streak: 6 (1968-Present)

Shutouts By: FSU 1, PSU 1

PENSACOLA NAVY: 3-0

At Florida State: FSU leads 3-0

Apr 30, 1965	Tallahassee	W, 10-1
May 1, 1965	Tallahassee	W, 12-2
May 24, 1965	Tallahassee	W, 10-2

PITTSBURGH: 19-0

At Florida State: FSU leads 19-0

Mar 25, 1983	Tallahassee	W, 7-4
Mar 26, 1983	Tallahassee	W, 12-4
Mar 27, 1983	Tallahassee	W, 13-0
Mar 19, 1984	Tallahassee	W, 5-0
Mar 21, 1984	Tallahassee	W, 21-1
Mar 21, 1984	Tallahassee	W, 6-0
Mar 18, 1985	Tallahassee	W, 6-5
Mar 19, 1985	Tallahassee	W, 18-2
Mar 20, 1985	Tallahassee	W, 9-7
Mar 17, 1986	Tallahassee	W, 7-0
Mar 18, 1986	Tallahassee	W, 10-2
Mar 19, 1986	Tallahassee	W, 22-1
Mar 20, 1986	Tallahassee	W, 17-1
Mar 3, 2000	Tallahassee	W, 6-1
Mar 4, 2000	Tallahassee	W, 12-0
Mar 5, 2000	Tallahassee	W, 14-4
Mar 8, 2002	Tallahassee	W, 7-2
Mar 9, 2002	Tallahassee	W, 11-2
Mar 10, 2002	Tallahassee	W, 15-3

FSU Most Runs (Gm): 22 (1986)

FSU Widest Margin: 22-1 (1986)

Pittsburgh Most Runs (Gm): 5 (1985)

High-Scoring Game: 23 (FSU 22-1, 1986)

Low Scoring Game: 5 (FSU 5-0, 1984)

Longest FSU Win Streak: 19 (1983-Present)

Shutouts By: FSU 5

PROVIDENCE: 1-0

At Florida State: FSU leads 1-0

May 30, 1999*	Tallahassee	W, 14-3
---------------	-------------	---------

PURDUE: 0-1

At Florida State: Purdue leads 1-0

Mar 11, 1993	Tallahassee	L, 1-11
--------------	-------------	---------

RICE: 2-1

At Florida State: FSU leads 2-1

Mar 3, 1989	Tallahassee	L, 3-4
Mar 4, 1989	Tallahassee	W, 6-0
Mar 5, 1989	Tallahassee	W, 3-0

RICHMOND: 20-0

At Florida State: FSU leads 19-0

At Neutral: FSU leads 1-0

Jun 2, 1972\$	Gastonia, NC	W, 10-5
Mar 12, 1986	Tallahassee	W, 12-4
Mar 13, 1986	Tallahassee	W, 14-4
Mar 14, 1986	Tallahassee	W, 16-1
Mar 15, 1986	Tallahassee	W, 13-3
Feb 29, 1988	Tallahassee	W, 7-1
Mar 1, 1988	Tallahassee	W, 11-4
Mar 2, 1988	Tallahassee	W, 6-1
Mar 7, 1989	Tallahassee	W, 6-0
Mar 8, 1989	Tallahassee	W, 12-3
Mar 9, 1989	Tallahassee	W, 3-2 (13)
Mar 5, 1990	Tallahassee	W, 7-1
Mar 6, 1990	Tallahassee	W, 12-3
Mar 7, 1990	Tallahassee	W, 13-1
Mar 12, 1991	Tallahassee	W, 10-3
Mar 13, 1991	Tallahassee	W, 6-2
Mar 14, 1991	Tallahassee	W, 12-4
Mar 9, 1992	Tallahassee	W, 2-1
Mar 10, 1992	Tallahassee	W, 5-1
Mar 11, 1992	Tallahassee	W, 8-2

FSU Most Runs (Gm): 16 (1986)

FSU Widest Margin: 16-1 (1986)

UR Most Runs (Gm): 5 (1972)

High-Scoring Game: 17 (FSU 16-1, 1986)

Low Scoring Game: 3 (FSU 2-1, 1992)

Longest FSU Win Streak: 20 (1972-Present)

Shutouts By: FSU 1

RIDER COLLEGE: 3-0

At Florida State: FSU leads 3-0

Mar 26, 1970	Tallahassee	W, 8-1
Mar 27, 1974	Tallahassee	W, 6-1
May 25, 1989*	Tallahassee	W, 13-7

RIPON: 2-0

At Florida State: FSU leads 2-0

Mar 16, 1981	Tallahassee	W, 7-1
Mar 16, 1981	Tallahassee	W, 12-1

ROLLINS: 12-11

At Florida State: Series tied 6-6

At Rollins: FSU leads 6-5

Apr 9, 1948	Tallahassee	L, 5-20
Apr 10, 1948	Tallahassee	L, 5-8
May 21, 1948	Winter Park, FL	L, 5-8
May 22, 1948	Winter Park, FL	L, 2-8
Mar 31, 1950	Tallahassee	L, 2-14
Apr 1, 1950	Tallahassee	L, 4-6
Apr 5, 1951	Winter Park, FL	W, 9-3
Apr 6, 1951	Winter Park, FL	W, 9-2
May 9, 1952	Tallahassee	W, 2-1
May 10, 1952	Tallahassee	L, 2-9
Apr 3, 1953	Winter Park, FL	L, 0-4
Apr 4, 1953	Winter Park, FL	L, 2-4
Apr 12, 1955	Winter Park, FL	W, 7-2
Apr 13, 1955	Winter Park, FL	L, 3-9
May 11, 1956	Tallahassee	L, 7-9
May 12, 1956	Tallahassee	W, 9-0
May 2, 1957	Winter Park, FL	W, 5-0
May 9, 1958	Tallahassee	W, 7-1
May 10, 1958	Tallahassee	W, 7-6
Mar 4, 1972	Winter Park, FL	W, 2-0
Mar 5, 1972	Winter Park, FL	W, 11-6
Apr 5, 1973	Tallahassee	W, 12-0
Apr 6, 1973	Tallahassee	W, 5-0

FSU Most Runs (Gm): 12 (1973)

FSU Widest Margin: 12-0 (1973)

RU Most Runs (Gm): 20 (1948)

RU Widest Margin: 20-5 (1948)

High-Scoring Game: 25 (RU 20-5, 1948)

Low Scoring Game: 2 (FSU 2-0, 1972)

Longest FSU Win Streak: 8 (1956-Present)

Longest RU Win Streak: 6 (1948-50)

Shutouts By: FSU 5, RU 1

ROSE-HULMAN: 4-0

At Florida State: FSU leads 4-0

Mar 6, 1978	Tallahassee	W, 17-0
Mar 6, 1978	Tallahassee	W, 6-5
Mar 7, 1978	Tallahassee	W, 7-3
Mar 7, 1978	Tallahassee	W, 13-1

RUTGERS: 2-0

At Florida State: FSU leads 2-0

Mar 31, 1966	Tallahassee	W, 18-10
May 31, 2003*	Tallahassee	W, 17-7

SAMFORD: 16-1

At Florida State: FSU leads 16-1

Feb 14, 1985	Tallahassee	W, 14-7
Feb 15, 1985	Tallahassee	W, 18-10
Mar 13, 1985	Tallahassee	L, 2-5
Mar 14, 1985	Tallahassee	W, 20-4
Feb 18, 1986	Tallahassee	W, 9-6
Feb 19, 1986	Tallahassee	W, 9-1
Mar 10, 1986	Tallahassee	W, 19-2
Mar 11, 1986	Tallahassee	W, 15-5
Feb 6, 1987	Tallahassee	W, 15-1
Feb 7, 1987	Tallahassee	W, 9-1
Feb 17, 1987	Tallahassee	W, 4-1
Feb 18, 1987	Tallahassee	W, 7-2

ALL-TIME RESULTS

Mar 11, 1988	Tallahassee	W, 19-3
Mar 12, 1988	Tallahassee	W, 12-3
Mar 13, 1988	Tallahassee	W, 7-2
Mar 14, 1989	Tallahassee	W, 18-2
Mar 15, 1989	Tallahassee	W, 14-0

FSU Most Runs (Gm): 20 (1985)
FSU Widest Margin: 20-4 (1985), 19-3 (1988), 18-2 (1989)
SU Most Runs (Gm): 10 (1985)
SU Widest Margin: 5-2 (1985)
High-Scoring Game: 28 (FSU 18-10, 1985)
Low Scoring Game: 5 (FSU 4-1, 1987)
Longest FSU Win Streak: 14 (1985-Present)
Shutouts By: FSU 1

SANTA CLARA: 1-1

At Neutral: Series tied 1-1

Jun 11, 1962***	Omaha, NE	W, 5-1
Jun 14, 1962***	Omaha, NE	L, 6-11

SAVANNAH STATE: 6-1

At Florida State: FSU leads 6-1

Apr 28, 2006	Tallahassee	W, 11-0
Apr 29, 2006	Tallahassee	W, 9-2
Apr 30, 2006	Tallahassee	L, 2-10
May 9, 2008	Tallahassee	W, 23-4
May 10, 2008	Tallahassee	W, 19-2
May 11, 2008	Tallahassee	W, 24-4
May 12, 2008	Tallahassee	W, 10-0

FSU Most Runs (Gm): 23 (2008)
FSU Widest Margin: 23-4 (2008)
SSU Most Runs (Gm): 10 (2006)
SSU Widest Margin: 10-2 (2006)
High Scoring Game: 27 (FSU 23-4, 2008)
Low Scoring Game: 10 (FSU 10-0, 2008)
Longest FSU Win Streak: 4 (2008-Present)
Shutouts By: FSU 2

SETON HALL: 0-1

At Neutral: Seton Hall leads 1-0

Jun 8, 1975***	Omaha, NE	L, 0-11
----------------	-----------	---------

SIENA: 9-0

At Florida State: FSU leads 8-0
At Neutral: FSU leads 1-0

Mar 8, 2000	Daytona Beach, FL	W, 9-2
Feb 22, 2002	Tallahassee	W, 10-2
Feb 28, 2002	Tallahassee	W, 5-4 (10)
Mar 4, 2003	Tallahassee	W, 13-8
Mar 5, 2003	Tallahassee	W, 14-5
Mar 6, 2003	Tallahassee	W, 6-1
Mar 2, 2007	Tallahassee	W, 14-4
Mar 3, 2007	Tallahassee	W, 8-3
Mar 4, 2007	Tallahassee	W, 22-3

FSU Most Runs (Gm): 22 (2007)
FSU Widest Margin: 22-3 (2007)
Siena Most Runs (Gm): 8 (2003)
High-Scoring Game: 25 (FSU 22-3, 2007)
Low Scoring Game: 7 (FSU 6-1, 2003)
Longest FSU Win Streak: 9 (2000-Present)

SOUTH ALABAMA: 34-26-1

At Florida State: FSU leads 23-15-1
At South Alabama: FSU leads 11-10
At Neutral: USA leads 1-0

May 17, 1969	Tallahassee	W, 5-4
May 17, 1969	Tallahassee	W, 4-0
Apr 10, 1970	Mobile, AL	W, 8-4
Apr 11, 1970	Mobile, AL	W, 4-0
Apr 12, 1970	Tallahassee	W, 11-0
Apr 24, 1970	Tallahassee	W, 9-0
Apr 25, 1970	Tallahassee	L, 3-5
Apr 25, 1970	Tallahassee	T, 2-2
Apr 24, 1971	Tallahassee	W, 9-7
Apr 24, 1971	Tallahassee	L, 4-5
Apr 25, 1971	Tallahassee	W, 9-4
May 8, 1971	Mobile, AL	W, 7-3
Apr 22, 1972	Tallahassee	L, 2-9
Apr 22, 1972	Tallahassee	L, 2-5
Apr 23, 1972	Tallahassee	L, 4-6

May 13, 1972	Mobile, AL	W, 6-4
May 13, 1972	Mobile, AL	W, 3-1
May 14, 1972	Mobile, AL	L, 0-10
Jun 1, 1972§	Gastonia, NC	L, 5-6
Apr 8, 1973	Tallahassee	L, 3-11
Apr 8, 1973	Tallahassee	W, 4-3
May 12, 1973	Mobile, AL	L, 5-8
May 12, 1973	Mobile, AL	L, 3-4
May 13, 1973	Mobile, AL	L, 2-3
Apr 8, 1975	Tallahassee	W, 4-2
Apr 8, 1975	Tallahassee	L, 4-8
Apr 9, 1975	Tallahassee	W, 5-4
May 7, 1975	Mobile, AL	W, 7-1
Apr 17, 1976	Mobile, AL	W, 9-4
Apr 17, 1976	Mobile, AL	L, 0-1
Apr 18, 1976	Mobile, AL	L, 2-3
Apr 24, 1976	Tallahassee	W, 21-6
Mar 26, 1978	Tallahassee	L, 5-16
Mar 26, 1978	Tallahassee	L, 2-9
Apr 4, 1978	Tallahassee	W, 5-4
Apr 4, 1978	Tallahassee	W, 7-3
May 27, 1983*	Tallahassee	W, 8-2
Apr 19, 1984	Tallahassee	L, 4-12
Apr 20, 1984	Tallahassee	L, 3-9
Apr 30, 1984	Mobile, AL	L, 7-8
May 2, 1985	Mobile, AL	W, 8-0
May 2, 1985	Mobile, AL	W, 12-10
Mar 24, 1986	Mobile, AL	L, 5-12
Mar 25, 1986	Mobile, AL	W, 13-4
Mar 26, 1986	Tallahassee	W, 14-4
Mar 27, 1986	Tallahassee	W, 13-9
Mar 19, 1987	Mobile, AL	L, 3-7
Apr 16, 1987	Tallahassee	W, 9-4
May 23, 1987*	Tallahassee	W, 12-3
May 24, 1987*	Tallahassee	L, 3-6
May 24, 1987*	Tallahassee	W, 9-2
Apr 6, 1988	Mobile, AL	W, 11-7
Apr 22, 1988	Tallahassee	W, 13-11
Apr 5, 1990	Tallahassee	W, 3-2
Apr 2, 1991	Mobile, AL	L, 5-6 (15)
May 26, 1995*	Tallahassee	W, 7-2
Apr 16, 2002	Tallahassee	L, 6-5 (10)
May 31, 2003*	Tallahassee	L, 6-8
Jun 1, 2003*	Tallahassee	W, 13-5
Jun 1, 2003*	Tallahassee	W, 12-2
May 16, 2006	Tallahassee	L, 2-7 (11)

FSU Most Runs (Gm): 21 (1976)
FSU Widest Margin: 21-6 (1976)
USA Most Runs (Gm): 12 (1984, 1986)
USA Widest Margin: 10-0 (1972)
High-Scoring Game: 27 (FSU 21-6, 1976)
Low Scoring Game: 4 (FSU 4-0, 1969; 4-0, 1970)
Longest FSU Win Streak: 5 (1969-70)
Longest USA Win Streak: 3 (1972-72; 1973-73)
Shutouts By: FSU 4, USA 2

SOUTH CAROLINA: 19-10

At Florida State: FSU leads 15-6
At South Carolina: Series tied 4-4

Apr 4, 1969	Tallahassee	W, 4-3
Mar 26, 1974	Tallahassee	L, 1-4
Mar 26, 1974	Tallahassee	L, 0-1
Mar 20, 1981	Tallahassee	W, 9-8
Mar 21, 1981	Tallahassee	L, 5-8
Mar 22, 1981	Tallahassee	W, 12-6
Apr 17, 1981	Columbia, SC	W, 7-5
Apr 19, 1981	Columbia, SC	L, 3-9
May 10, 1984	Tallahassee	L, 3-4
May 13, 1984	Tallahassee	W, 11-10
May 11, 1985	Tallahassee	W, 7-5
May 12, 1985	Tallahassee	W, 11-5
May 10, 1986	Tallahassee	L, 5-8
May 11, 1986	Tallahassee	W, 3-0
May 12, 1986	Tallahassee	W, 7-2
May 15, 1987	Tallahassee	W, 9-5
May 20, 1988	Tallahassee	W, 9-3
May 21, 1988	Tallahassee	W, 9-1
Mar 17, 1989	Columbia, SC	W, 6-5
Mar 18, 1989	Columbia, SC	L, 3-4
Mar 19, 1989	Columbia, SC	L, 4-5 (10)
Apr 20, 1990	Tallahassee	W, 9-6
Apr 21, 1990	Tallahassee	L, 5-6
Apr 22, 1990	Tallahassee	W, 6-3

Apr 5, 1991	Columbia, SC	W, 4-2
Apr 6, 1991	Columbia, SC	W, 7-3
Apr 7, 1991	Columbia, SC	L, 4-9
May 16, 1991	Tallahassee	W, 17-0
May 18, 1991	Tallahassee	W, 10-9 (10)

FSU Most Runs (Gm): 17 (1991)
FSU Widest Margin: 17-0 (1991)
USC Most Runs (Gm): 10 (1984)
USC Widest Margin: 9-4 (1991)
High-Scoring Game: 21 (FSU 11-10, 1984)
Low Scoring Game: 1 (USC 1-0, 1974)
Longest FSU Win Streak: 6 (1986-88)
Shutouts By: FSU 2, USC 1

USF: 65-16

At Florida State: FSU leads 42-4
At USF: FSU leads 23-12

Apr 11, 1969	Tallahassee	W, 7-3
Apr 12, 1969	Tallahassee	W, 5-2
Apr 17, 1970	Tampa, FL	W, 7-0
Apr 18, 1970	Tampa, FL	W, 8-0
Apr 26, 1971	Tallahassee	W, 10-6
Apr 27, 1971	Tallahassee	W, 4-3
Mar 21, 1972	Tampa, FL	L, 3-4
Mar 22, 1972	Tampa, FL	W, 6-2
Mar 1, 1972	Tampa, FL	W, 11-5
Mar 2, 1972	Tampa, FL	L, 7-8
Apr 26, 1974	Tallahassee	W, 2-1
Apr 27, 1974	Tallahassee	W, 9-8
Apr 11, 1976	Tallahassee	W, 6-1
Apr 11, 1976	Tallahassee	W, 4-0
Apr 20, 1977	Tallahassee	W, 5-0
Apr 21, 1977	Tallahassee	W, 8-6
Mar 4, 1978	Tallahassee	W, 7-4
Mar 5, 1978	Tallahassee	W, 2-0
Mar 31, 1978	Tampa, FL	W, 5-1
Mar 31, 1978	Tampa, FL	W, 8-3
Mar 20, 1979	Tampa, FL	W, 6-4
Mar 21, 1979	Tampa, FL	W, 12-4
Apr 21, 1979	Tallahassee	W, 3-1
Apr 22, 1979	Tallahassee	W, 10-1
Apr 11, 1980	Tampa, FL	W, 12-0
Apr 11, 1980	Tampa, FL	W, 3-1
Apr 12, 1980	Tampa, FL	W, 14-3
Apr 25, 1980	Tallahassee	W, 10-4
Apr 26, 1980	Tallahassee	W, 17-0
Apr 26, 1980	Tallahassee	W, 5-4
Apr 22, 1981	Tampa, FL	L, 0-2
Apr 22, 1981	Tampa, FL	W, 7-3
Apr 23, 1981	Tampa, FL	W, 7-6
Apr 25, 1981	Tallahassee	W, 8-2
Apr 25, 1981	Tallahassee	W, 8-0
Apr 26, 1981	Tallahassee	W, 14-5
Feb 18, 1983	Tampa, FL	L, 10-11
Feb 19, 1983	Tampa, FL	W, 5-2
Feb 20, 1983	Tampa, FL	L, 1-4
Apr 1, 1983	Tallahassee	W, 7-6
Apr 2, 1983	Tallahassee	W, 9-4
Apr 3, 1983	Tallahassee	W, 12-2
Feb 3, 1984	Tallahassee	W, 7-6
Feb 10, 1984	Tampa, FL	W, 4-3
Feb 11, 1984	Tampa, FL	W, 10-6
Feb 12, 1984	Tampa, FL	W, 10-8
Mar 16, 1984	Tallahassee	W, 3-2
Mar 17, 1984	Tallahassee	L, 6-8
Mar 18, 1984	Tallahassee	L, 3-6
Feb 9, 1984	Tallahassee	W, 11-5
Feb 10, 1984	Tallahassee	W, 8-2
Feb 9, 1985	Tallahassee	W, 11-5
Feb 10, 1985	Tallahassee	W, 8-2
Mar 9, 1985	Tampa, FL	W, 10-7
Mar 10, 1985	Tampa, FL	L, 5-6
Mar 9, 1985	Tampa, FL	W, 10-7
Mar 10, 1985	Tampa, FL	L, 5-6
Mar 1, 1986	Tallahassee	W, 9-3
Mar 2, 1986	Tallahassee	W, 8-7
Mar 4, 1986	Tampa, FL	W, 9-8
Mar 5, 1986	Tampa, FL	L, 3-6
May 24, 1986*	Tallahassee	W, 11-7
Mar 8, 1987	Tallahassee	W, 13-4
Mar 8, 1987	Tallahassee	L, 4-5
Mar 10, 1987	Tampa, FL	L, 2-5
Mar 11, 1987	Tampa, FL	W, 17-1



ALL-TIME RESULTS

Mar 5, 1988	Tallahassee	W, 6-4
Mar 6, 1988	Tallahassee	W, 4-2
Mar 8, 1988	Tampa, FL	W, 4-1
Mar 9, 1988	Tampa, FL	L, 3-6
Feb 25, 1989	Tallahassee	L, 0-10
Feb 26, 1989	Tallahassee	W, 8-7
Feb 28, 1989	Tampa, FL	L, 5-6
Mar 1, 1989	Tampa, FL	L, 3-14
May 26, 1989*	Tallahassee	W, 8-1
May 27, 1993*	Tallahassee	W, 4-2
May 24, 1997*	Tallahassee	W, 6-5
Mar 9, 1998	Tampa, FL	W, 8-4
Mar 2, 1999	Tallahassee	W, 5-2
Mar 14, 2000	Tallahassee	W, 18-7
Jun 2, 2002*	Tallahassee	W, 13-6

FSU Most Runs (Gm): 18 (2000)
FSU Widest Margin: 17-0 (1980)
USF Most Runs (Gm): 14 (1989)
USF Widest Margin: 14-3 (1989)
High-Scoring Game: 25 (FSU 18-7, 2000)
Low Scoring Game: 2 (FSU 2-0, 1978)
Longest FSU Win Streak: 20 (1974-80)
Longest USF Win Streak: 3 (1983-83)
Shutouts By: FSU 7, USF 2

SE LOUISIANA: 1-1

At Florida State: Series tied 1-1

Mar 27, 1953	Tallahassee	L, 1-6
Mar 28, 1953	Tallahassee	W, 5-4

SE MISSOURI STATE: 3-0

At Florida State: FSU leads 3-0

Mar 8, 1982	Tallahassee	W, 19-2
Mar 12, 1994	Tallahassee	W, 15-3
Mar 13, 1994	Tallahassee	W, 13-3

SOUTHERN UNIVERSITY: 2-0

At Florida State: FSU leads 2-0

Feb 22, 1982	Tallahassee	W, 12-10
Feb 23, 1982	Tallahassee	W, 21-6

SOUTHERN ALABAMA: 1-0

At Florida State: FSU leads 1-0

Mar 27, 1985	Tallahassee	W, 15-12
--------------	-------------	----------

SOUTHERN CALIFORNIA: 2-6

At Neutral: USC leads 6-2

Jun 12, 1963***	Omaha, NE	L, 3-4
Jun 18, 1970***	Omaha, NE	L, 1-2
Apr 2, 1977	Hawaii	L, 5-16
Apr 5, 1977	Hawaii	W, 3-2
Jun 6, 1995***	Omaha, NE	L, 11-16
Feb 24, 1996	Anaheim, CA	L, 8-10
Jun 10, 2000***	Omaha, NE	L, 4-6
Jun 14, 2000***	Omaha, NE	W, 3-2

FSU Most Runs (Gm): 11 (1995)
FSU Widest Margin: 3-2 (1977, 2000)
USC Most Runs (Gm): 16 (1977, 1995)
USC Widest Margin: 16-5 (1977)
High-Scoring Game: 27 (USC 16-11, 1995)
Low Scoring Game: 3 (USC 2-1, 1970)
Longest USC Win Streak: 3 (1963-77; 1995-00)

SOUTHERN ILLINOIS: 6-1

At Florida State: FSU leads 6-1

Mar 29, 1968	Tallahassee	W, 6-0
Mar 30, 1968	Tallahassee	W, 8-4
Apr 1, 1968	Tallahassee	W, 5-3
Mar 28, 1969	Tallahassee	L, 0-1
Mar 29, 1969	Tallahassee	W, 3-1
Mar 29, 1969	Tallahassee	W, 5-4
Mar 28, 1970	Tallahassee	W, 6-1

FSU Most Runs (Gm): 8 (1968)
FSU Widest Margin: 6-0 (1968)
SIU Most Runs (Gm): 4 (1968, 1969)
SIU Widest Margin: 1-0 (1969)
High-Scoring Game: 12 (FSU 8-4, 1968)
Low Scoring Game: 1 (SIU 1-0, 1969)
Longest FSU Win Streak: 3 (1968-68; 1969-Present)
Shutouts By: FSU 1, SIU 1

SOUTHERN MISSISSIPPI: 38-12

At Florida State: FSU leads 28-4
At Southern Miss: FSU leads 10-8

Feb 12, 1982	Tallahassee	W, 8-4
Feb 27, 1982	Tallahassee	W, 16-7
Feb 28, 1982	Tallahassee	W, 20-1
Feb 12, 1983	Tallahassee	W, 4-2
Feb 12, 1983	Tallahassee	W, 4-2
Feb 12, 1983	Tallahassee	W, 14-7
Mar 13, 1984	Tallahassee	W, 7-5
Mar 14, 1984	Tallahassee	L, 8-9
Mar 15, 1984	Tallahassee	W, 12-6
May 1, 1984	Hattiesburg, MS	W, 9-3
May 2, 1984	Hattiesburg, MS	W, 11-2
May 3, 1984	Hattiesburg, MS	W, 16-6
Feb 16, 1985	Tallahassee	W, 20-1
Feb 16, 1985	Tallahassee	W, 10-4
Feb 17, 1985	Tallahassee	W, 24-3
Mar 23, 1985	Hattiesburg, MS	W, 17-6
Mar 23, 1985	Hattiesburg, MS	W, 6-0
Mar 24, 1985	Hattiesburg, MS	L, 4-6
Feb 15, 1986	Tallahassee	W, 7-6
Feb 15, 1986	Tallahassee	W, 2-0
Feb 16, 1986	Tallahassee	W, 14-6
Mar 22, 1986	Hattiesburg, MS	L, 1-5
Mar 22, 1986	Hattiesburg, MS	W, 2-0
Mar 23, 1986	Hattiesburg, MS	W, 13-9
Feb 28, 1987	Tallahassee	W, 7-2
Feb 28, 1987	Tallahassee	W, 10-4
Mar 1, 1987	Tallahassee	L, 8-11
Mar 21, 1987	Hattiesburg, MS	L, 1-3
Mar 21, 1987	Hattiesburg, MS	W, 4-2
Mar 22, 1987	Hattiesburg, MS	W, 13-9
May 16, 1987	Tallahassee	W, 5-1
Feb 26, 1988	Tallahassee	W, 6-3
Feb 27, 1988	Tallahassee	W, 18-11
Feb 28, 1988	Tallahassee	L, 5-6
Mar 19, 1988	Hattiesburg, MS	L, 4-5
Mar 19, 1988	Hattiesburg, MS	L, 1-2
Mar 20, 1988	Hattiesburg, MS	L, 7-9
Mar 31, 1989	Tallahassee	W, 10-2
Apr 1, 1989	Tallahassee	W, 6-2
Apr 2, 1989	Tallahassee	W, 7-2
May 19, 1989	Tallahassee	W, 14-7
May 20, 1989	Tallahassee	W, 6-5 (12)
Mar 23, 1990	Hattiesburg, MS	W, 7-0
Mar 24, 1990	Hattiesburg, MS	L, 3-6
Mar 25, 1990	Hattiesburg, MS	L, 3-6
May 19, 1990	Tallahassee	W, 8-1
Mar 22, 1991	Tallahassee	W, 8-4
Mar 23, 1991	Tallahassee	W, 5-0
Mar 24, 1991	Tallahassee	W, 6-4
May 17, 1991	Tallahassee	L, 1-3

FSU Most Runs (Gm): 20 (1982, 1985)
FSU Widest Margin: 20-1 (1982, 1985)
SM Most Runs (Gm): 11 (1988)
SM Widest Margin: 7-2 (1987)
High-Scoring Game: 29 (FSU 18-11, 1988)
Low Scoring Game: 4 (SM 3-1, 1991)
Longest FSU Win Streak: 9 (1984-85)
Longest SM Win Streak: 4 (1988-88)
Shutouts By: FSU 5

SW LOUISIANA: 6-0

At Florida State: FSU leads 5-0
At SW Louisiana: FSU leads 1-0

Feb 28, 1976	Tallahassee	W, 3-2
Feb 29, 1976	Tallahassee	W, 13-10
Mar 31, 1983	Tallahassee	W, 4-3
May 6, 1983	Hammond, LA	W, 3-0
Apr 21, 1998	Tallahassee	W, 14-4
Apr 22, 1998	Tallahassee	W, 13-1

SPRINGFIELD: 4-0

At Florida State: FSU leads 4-0

Mar 21, 1967	Tallahassee	W, 3-1
Mar 22, 1967	Tallahassee	W, 6-5
Mar 25, 1968	Tallahassee	W, 10-9
Mar 27, 1968	Tallahassee	W, 18-0

SPRING HILL: 4-0

At Florida State: FSU leads 4-0

Apr 4, 1966	Tallahassee	W, 18-3
Apr 5, 1966	Tallahassee	W, 13-6
Apr 26, 1966	Tallahassee	W, 3-2
Apr 27, 1966	Tallahassee	W, 14-2

ST. BONAVENTURE: 1-0

At Neutral: FSU leads 1-0

Mar 11, 1997	Daytona Beach, FL	W, 12-6
--------------	-------------------	---------

ST. FRANCIS: 3-1

At Florida State: FSU leads 3-1

Mar 13, 1979	Tallahassee	W, 4-1
Mar 13, 1979	Tallahassee	L, 2-5
Mar 15, 1979	Tallahassee	W, 14-5
Mar 15, 1979	Tallahassee	W, 8-1

SAINT JOSEPH'S: 14-0

At Florida State: FSU leads 12-0
At Neutral: FSU leads 2-0

Mar 6, 1972	Tallahassee	W, 14-1
Mar 7, 1972	Tallahassee	W, 12-6
Mar 8, 1972	Tallahassee	W, 8-1
Mar 10, 1973	Tallahassee	W, 9-0
Mar 11, 1973	Tallahassee	W, 9-4
Mar 11, 1998	Daytona Beach, FL	W, 16-1
Mar 7, 2000	Daytona Beach, FL	W, 15-2
Mar 6, 2001	Tallahassee	W, 16-4
Mar 7, 2001	Tallahassee	W, 6-0
Mar 11, 2003	Tallahassee	W, 11-5
Mar 12, 2003	Tallahassee	W, 14-0
Feb 18, 2005	Tallahassee	W, 12-1
Feb 19, 2005	Tallahassee	W, 11-1
Feb 20, 2005	Tallahassee	W, 10-7

FSU Most Runs (Gm): 16 (1998, 2001)
FSU Widest Margin: 16-1 (1998)
SJ Most Runs (Gm): 7 (2005)
High-Scoring Game: 20 (FSU 16-4, 2001)
Low Scoring Game: 6 (FSU 6-0, 2001)
Longest FSU Win Streak: 14 (1972-Present)
Shutouts By: FSU 3

ST. LEO: 29-4

At Florida State: FSU leads 21-1
At St. Leo: FSU leads 8-3

Mar 9, 1969	Saint Leo, FL	L, 2-3
Apr 23, 1969	Tallahassee	W, 6-2
Mar 13, 1970	Tallahassee	W, 6-1
Mar 14, 1970	Tallahassee	W, 5-4
Apr 19, 1970	Saint Leo, FL	W, 8-3
Mar 5, 1971	Tallahassee	W, 9-8
Mar 6, 1971	Tallahassee	W, 7-6
Mar 24, 1971	Saint Leo, FL	W, 14-2
Mar 23, 1972	Saint Leo, FL	W, 8-7
Apr 14, 1972	Tallahassee	W, 12-10
Apr 15, 1972	Tallahassee	W, 15-1
Mar 27, 1973	Saint Leo, FL	W, 7-4
Apr 13, 1973	Tallahassee	W, 3-0
Apr 14, 1973	Tallahassee	W, 11-0
Feb 25, 1975	Saint Leo, FL	W, 1-0
Feb 26, 1975	Saint Leo, FL	W, 10-4
Mar 20, 1975	Tallahassee	W, 4-0
Mar 20, 1975	Tallahassee	W, 7-2
Mar 20, 1976	Tallahassee	W, 8-0
Mar 21, 1976	Tallahassee	W, 7-1
Feb 26, 1977	Tallahassee	W, 9-2
Apr 10, 1977	Tallahassee	W, 9-5
Apr 11, 1977	Tallahassee	W, 9-1
Mar 11, 1978	Tallahassee	W, 11-6
Mar 12, 1978	Tallahassee	W, 7-3
Apr 2, 1978	Saint Leo, FL	W, 8-4
Apr 2, 1978	Saint Leo, FL	L, 3-4



ALL-TIME RESULTS

Mar 10, 1979	Tallahassee	W, 18-2
Mar 11, 1979	Tallahassee	W, 5-2
Apr 1, 1979	Saint Leo, FL	W, 11-5
Apr 1, 1979	Saint Leo, FL	L, 1-5
Feb 28, 1985	Tallahassee	W, 16-2
May 6, 1998	Tallahassee	L, 8-11

FSU Most Runs (Gm): 18 (1979)
FSU Widest Margin: 18-2 (1979)
SL Most Runs (Gm): 11 (1998)
SL Widest Margin: 5-1 (1979)
High-Scoring Game: 22 (FSU 12-10, 1972)
Low Scoring Game: 3 (FSU 3-0, 1973)
Longest FSU Win Streak: 25 (1969-78)
Shutouts By: FSU 5

SAINT LOUIS: 1-1

At Florida State: FSU leads 1-0
At Neutral: St. Louis leads 1-0

Jun 9, 1965***	Omaha, NE	L, 3-5
May 14, 1981	Tallahassee	W, 15-3

ST. XAVIER: 2-0

At Florida State: FSU leads 2-0

Mar 22, 1982	Tallahassee	W, 11-0
Mar 28, 1983	Tallahassee	W, 7-4

STANFORD: 9-9

At Florida State: FSU leads 4-3
At Stanford: Stanford leads 4-3
At Neutral: Series tied 2-2

May 23, 1992*	Tallahassee	W, 9-4
May 25, 1996*	Stanford, CA	W, 5-4
Jun 14, 1999***	Omaha, NE	L, 6-10
Jun 17, 1999***	Omaha, NE	W, 8-6
Jun 18, 1999***	Omaha, NE	W, 14-11
Feb 11, 2000	Tallahassee	W, 11-4
Feb 12, 2000	Tallahassee	L, 6-8
Feb 13, 2000	Tallahassee	W, 13-1
Feb 9, 2001	Stanford, CA	L, 2-6
Feb 10, 2001	Stanford, CA	L, 2-5
Feb 11, 2001	Stanford, CA	L, 2-8
Feb 8, 2002	Tallahassee	L, 3-9
Feb 9, 2002	Tallahassee	L, 11-15
Feb 10, 2002	Tallahassee	W, 7-6
Feb 7, 2003	Stanford, CA	L, 1-2
Feb 8, 2003	Stanford, CA	W, 4-3
Feb 9, 2003	Stanford, CA	W, 10-8
Jun 14, 2008***	Omaha, NE	L, 5-16

FSU Most Runs (Gm): 14 (1999)
FSU Widest Margin: 11-4 (2000)
Stanford Most Runs (Gm): 16 (2008)
Stanford Widest Margin: 16-5 (2008)
High-Scoring Game: 26 (SU 15-11, 2002)
Low Scoring Game: 3 (SU 2-1, 2003)
Longest FSU Win Streak: 3 (1999-00)
Longest Stanford Win Streak: 5 (2001-02)

STETSON: 45-21

At Florida State: FSU leads 28-13
At Stetson: FSU leads 17-8

Apr 22, 1949	DeLand, FL	W, 10-1
Apr 23, 1949	DeLand, FL	L, 8-9
May 13, 1949	Tallahassee	L, 2-4
May 14, 1949	Tallahassee	W, 4-2
Apr 14, 1950	Tallahassee	L, 0-5
Apr 15, 1950	Tallahassee	W, 8-6
May 18, 1950	Tallahassee	W, 15-10
May 19, 1950	Tallahassee	W, 9-4
Apr 20, 1951	DeLand, FL	L, 0-3
Apr 21, 1951	DeLand, FL	L, 2-3
May 18, 1951	Tallahassee	W, 8-2
May 19, 1951	Tallahassee	L, 5-7
Apr 11, 1952	DeLand, FL	L, 2-7
Apr 12, 1952	DeLand, FL	W, 11-10
May 16, 1952	Tallahassee	W, 4-2
Apr 10, 1953	DeLand, FL	W, 14-7
Apr 11, 1953	DeLand, FL	W, 8-2
May 1, 1953	Tallahassee	L, 0-1
May 2, 1953	Tallahassee	W, 9-6
Apr 12, 1954	Tallahassee	W, 4-3
Apr 13, 1954	Tallahassee	L, 4-8

Apr 24, 1954	DeLand, FL	L, 3-7
Apr 24, 1954	DeLand, FL	L, 0-7
Apr 4, 1955	Tallahassee	L, 7-8
Apr 5, 1955	Tallahassee	W, 16-2
May 6, 1955	DeLand, FL	W, 6-4
May 7, 1955	DeLand, FL	W, 14-5
Apr 20, 1956	Tallahassee	W, 8-1
Apr 21, 1956	Tallahassee	W, 23-2
Mar 22, 1957	Tallahassee	W, 15-0
Mar 23, 1957	Tallahassee	L, 2-3
May 2, 1958	DeLand, FL	W, 4-2
May 3, 1958	DeLand, FL	W, 9-1
Mar 23, 1959	Tallahassee	W, 17-0
Mar 24, 1959	Tallahassee	W, 21-12
Mar 24, 1970	DeLand, FL	W, 1-0
Apr 30, 1971	Tallahassee	W, 2-0
May 1, 1971	Tallahassee	W, 1-0
Mar 2, 1972	DeLand, FL	W, 6-3
Mar 3, 1972	DeLand, FL	W, 7-1
May 17, 1973	Tallahassee	L, 6-7
May 18, 1973	Tallahassee	L, 4-5
Apr 17, 1975	Tallahassee	W, 6-2
Apr 18, 1975	Tallahassee	W, 5-3
Mar 23, 1976	Tallahassee	W, 8-0
Mar 23, 1976	Tallahassee	W, 10-4
Mar 29, 1976	DeLand, FL	L, 10-11
Mar 30, 1976	DeLand, FL	L, 5-9
Mar 26, 1979	Tallahassee	L, 9-14
May 24, 1984*	Tallahassee	L, 7-10
May 26, 1988*	Tallahassee	W, 10-3
May 29, 1988*	Tallahassee	L, 2-7
May 22, 1992*	Tallahassee	W, 2-0
May 31, 2002*	Tallahassee	W, 11-8
Feb 22, 2005	DeLand, FL	W, 5-4
Feb 23, 2005	DeLand, FL	W, 7-6
May 10, 2005	Tallahassee	W, 9-5
May 11, 2005	Tallahassee	W, 8-4
Jun 3, 2007*	Tallahassee	W, 17-1
Mar 25, 2008	Tallahassee	W, 11-2
Mar 26, 2008	Tallahassee	W, 19-3
Apr 29, 2008	DeLand, FL	W, 13-3
Apr 30, 2008	DeLand, FL	W, 6-3
Mar 24, 2010	Tallahassee	W, 14-7
May 12, 2010	DeLand, FL	W, 6-2
Mar 23, 2011	Tallahassee	L, 4-6
May 10, 2011	DeLand, FL	W, 13-1

FSU Most Runs (Gm): 23 (1956)
FSU Widest Margin: 23-2 (1956)
Stetson Most Runs (Gm): 14 (1979)
Stetson Widest Margin: 7-0 (1954)
High-Scoring Game: 33 (FSU 21-12, 1959)
Low Scoring Game: 1 (SU 1-0, 1953; FSU 1-0, 1972)
Longest FSU Win Streak: 13 (1992-10)
Longest Stetson Win Streak: 4 (1954-55; 1976-84)
Shutouts By: FSU 7, Stetson 4

TAMPA: 24-3-1

At Florida State: FSU leads 21-1
At Tampa: FSU leads 3-2-1

Apr 29, 1949	Tallahassee	W, 8-7
Apr 30, 1949	Tallahassee	W, 7-4
Apr 21, 1950	Tallahassee	W, 7-6
Apr 22, 1950	Tallahassee	W, 12-3
May 5, 1950	Tallahassee	W, 10-1
May 6, 1950	Tallahassee	L, 7-9
Apr 14, 1952	Tallahassee	W, 7-4
Apr 15, 1952	Tallahassee	W, 7-4
Apr 18, 1952	Tallahassee	W, 16-11
Apr 19, 1952	Tallahassee	W, 13-3
Apr 6, 1953	Tampa, FL	T, 8-8
Apr 7, 1953	Tampa, FL	L, 1-4
Apr 30, 1954	Tallahassee	W, 13-1
May 1, 1954	Tallahassee	W, 7-2
Apr 27, 1959	Tallahassee	W, 19-1
Mar 5, 1967	Tallahassee	W, 14-0
Mar 3, 1973	Tampa, FL	W, 6-2
Mar 4, 1973	Tampa, FL	W, 4-0
Apr 15, 1973	Tallahassee	W, 10-2
Apr 16, 1973	Tallahassee	W, 8-4
Mar 20, 1974	Tampa, FL	L, 5-6
Mar 21, 1974	Tampa, FL	W, 9-5
Apr 11, 1974	Tallahassee	W, 7-4
Apr 11, 1974	Tallahassee	W, 11-1

Mar 29, 1975	Tallahassee	W, 4-3
Mar 29, 1975	Tallahassee	W, 10-2
Feb 16, 1984	Tallahassee	W, 9-5
Feb 17, 1984	Tallahassee	W, 7-6

FSU Most Runs (Gm): 16 (1952)
FSU Widest Margin: 14-0 (1967)
Tampa Most Runs (Gm): 11 (1952)
Tampa Widest Margin: 9-7 (1950)
High-Scoring Game: 27 (FSU 16-11, 1952)
Low Scoring Game: 4 (FSU 4-0, 1973)
Longest FSU Win Streak: 8 (1954-73)
Shutouts By: FSU 2

TENNESSEE: 6-4

At Florida State: FSU leads 6-3
At Neutral: Tennessee leads 1-0

Mar 13, 1951	Tallahassee	W, 10-9
Mar 21, 1964	Tallahassee	W, 15-7
Mar 18, 1966	Tallahassee	L, 7-8
Mar 19, 1966	Tallahassee	W, 8-6
Mar 22, 1974	Tallahassee	L, 4-7
Mar 23, 1974	Tallahassee	L, 0-2
Feb 1, 1998	Orlando, FL	L, 3-5
Feb 2, 2007	Tallahassee	W, 9-2
Feb 3, 2007	Tallahassee	W, 4-0
Feb 4, 2007	Tallahassee	W, 19-7

FSU Most Runs (Gm): 19 (2007)
FSU Widest Margin: 19-7 (2007)
Tennessee Most Runs (Gm): 9 (1951)
Tennessee Widest Margin: 7-4 (1974)
High-Scoring Game: 26 (FSU 19-7, 2007)
Low Scoring Game: 2 (Tennessee 2-0, 1974)
Longest FSU Win Streak: 3 (2007-Present)
Longest Tennessee Win Streak: 3 (1974-98)
Shutouts: FSU 1, Tennessee 1

TENNESSEE-MARTIN: 2-0

At Florida State: FSU leads 2-0

Mar 22, 1979	Tallahassee	W, 4-1
Mar 22, 1979	Tallahassee	W, 10-4

TENNESSEE TECH: 3-0

At Florida State: FSU leads 3-0

Mar 21, 1983	Tallahassee	W, 4-3
Mar 22, 1983	Tallahassee	W, 12-2
Mar 22, 1984	Tallahassee	W, 7-3

TEXAS: 3-4

At Florida State: Texas leads 2-0
At Neutral: FSU leads 3-2

Jun 8, 1965***	Omaha, NE	W, 3-2
Jun 15, 1970***	Omaha, NE	L, 1-5
Jun 17, 1970***	Omaha, NE	W, 11-2
Jun 3, 1987***	Omaha, NE	L, 4-6
Jun 12, 2000***	Omaha, NE	W, 6-2
Jun 8, 2003**	Tallahassee	L, 3-8
Jun 9, 2003**	Tallahassee	L, 5-6

FSU Most Runs (Gm): 11 (1970)
FSU Widest Margin: 11-2 (1970)
Texas Most Runs (Gm): 8 (2003)
Texas Widest Margin: 8-3 (2003)
High-Scoring Game: 13 (FSU 11-2, 1970)
Low Scoring Game: 5 (FSU 3-2, 1965)

TEXAS A&M: 3-3

At Florida State: Texas A&M leads 3-2
At Neutral: FSU leads 1-0

May 23, 1986*	Tallahassee	W, 12-9
Feb 29, 1992	Tallahassee	L, 1-9
Jun 12, 1999***	Omaha, NE	W, 7-3
Jun 11, 2011**	Tallahassee	L, 2-6
Jun 12, 2011**	Tallahassee	W, 23-9
Jun 13, 2011**	Tallahassee	L, 2-11

TEXAS CHRISTIAN: 2-0

At Neutral: TCU leads 2-0

June 19, 2010***	Omaha, NE	L, 1-8
June 23, 2010***	Omaha, NE	L, 7-11

SEMINOLE



ALL-TIME RESULTS

TROY: 13-2

At Florida State: FSU leads 12-0
At Troy: Troy leads 2-1

Apr 28, 1948	Troy, AL	L, 2-3
May 27, 1948	Tallahassee	W, 6-5
Mar 2, 1974	Tallahassee	W, 11-2
Mar 2, 1974	Tallahassee	W, 11-2
Mar 29, 1977	Tallahassee	W, 8-0
Mar 30, 1977	Tallahassee	W, 6-2
Feb 28, 1979	Tallahassee	W, 6-4
Feb 27, 1980	Tallahassee	W, 5-3
Feb 27, 1980	Tallahassee	W, 11-9
Apr 29, 1980	Troy, AL	L, 3-5
Apr 29, 1980	Troy, AL	W, 12-3
May 25, 1995*	Tallahassee	W, 18-3
Feb 12, 1999	Tallahassee	W, 17-3
Feb 13, 1999	Tallahassee	W, 21-1
Feb 14, 1999	Tallahassee	W, 10-2

FSU Most Runs (Gm): 21 (1999)
FSU Widest Margin: 21-1 (1999)
Troy Most Runs (Gm): 9 (1980)
Troy Widest Margin: 5-3 (1980)
High-Scoring Game: 22 (FSU 21-1, 1999)
Low Scoring Game: 5 (Troy 3-2, 1948)
Longest FSU Win Streak: 8 (1948-80)
Shutouts By: FSU 1

TULANE: 39-18

At Florida State: FSU leads 34-10
At Tulane: Tulane leads 8-5

Mar 27, 1967	Tallahassee	W, 10-6
Mar 28, 1967	Tallahassee	W, 5-1
Apr 21, 1967	New Orleans, LA	W, 8-5
Apr 22, 1967	New Orleans, LA	W, 7-5
Mar 24, 1969	Tallahassee	W, 5-0
Mar 24, 1969	Tallahassee	L, 0-1
May 13, 1977	Tallahassee	W, 12-4
May 15, 1977	Tallahassee	L, 3-4
May 15, 1977	Tallahassee	W, 11-1
Mar 3, 1978	Tallahassee	W, 6-1
Mar 3, 1978	Tallahassee	L, 3-8
Mar 25, 1978	Tallahassee	L, 0-4
Mar 25, 1978	Tallahassee	W, 3-0
May 12, 1978	Tallahassee	W, 3-2
Mar 14, 1979	Tallahassee	W, 7-3
Mar 14, 1979	Tallahassee	W, 9-2
May 12, 1979	Tallahassee	L, 5-10
May 13, 1979	Tallahassee	L, 2-5
Mar 24, 1980	New Orleans, LA	L, 2-3
May 10, 1980	Tallahassee	W, 12-5
Apr 4, 1981	New Orleans, LA	W, 15-9
Apr 4, 1981	New Orleans, LA	L, 3-11
Apr 5, 1981	New Orleans, LA	L, 4-15
May 16, 1981	Tallahassee	L, 2-6
May 17, 1981	Tallahassee	W, 22-4
May 17, 1981	Tallahassee	W, 15-5
Apr 17, 1982	Tallahassee	L, 6-8
Apr 17, 1982	Tallahassee	W, 4-3
Apr 18, 1982	Tallahassee	W, 8-6
May 16, 1982	Tallahassee	L, 7-11
May 7, 1983	New Orleans, LA	L, 5-6
May 8, 1983	New Orleans, LA	L, 6-8
May 14, 1983	Tallahassee	W, 4-2
May 15, 1983	Tallahassee	W, 9-6
Apr 27, 1984	Tallahassee	W, 17-4
Apr 28, 1984	Tallahassee	W, 8-4
Apr 29, 1984	Tallahassee	L, 0-1
May 11, 1984	Tallahassee	W, 4-2
Apr 5, 1985	Tallahassee	W, 9-6
Apr 6, 1985	Tallahassee	W, 4-1
Apr 6, 1985	Tallahassee	W, 9-4
May 4, 1985	New Orleans, LA	W, 9-3
May 4, 1985	New Orleans, LA	W, 5-2
May 5, 1985	New Orleans, LA	L, 8-9
Apr 5, 1986	Tallahassee	W, 7-5
Apr 6, 1986	Tallahassee	W, 4-2
Feb 21, 1987	Tallahassee	W, 7-5
May 27, 1988*	Tallahassee	W, 8-6
Apr 6, 1990	Tallahassee	W, 5-0
Apr 7, 1990	Tallahassee	W, 9-3
Apr 8, 1990	Tallahassee	W, 12-11
May 16, 1990	Tallahassee	W, 4-1

Mar 2, 1991	Tallahassee	W, 3-0
Apr 28, 1991	New Orleans, LA	L, 10-11
Apr 29, 1991	New Orleans, LA	L, 1-2
Jun 1, 2008*	Tallahassee	W, 17-8
Jun 2, 2008*	Tallahassee	W, 16-7

FSU Most Runs (Gm): 22 (1981)
FSU Widest Margin: 22-4 (1981)
Tulane Most Run: 15 (1981)
Tulane Widest Margin: 15-4 (1981)
High-Scoring Game: 26 (FSU 22-4, 1981)
Low Scoring Game: 1 (Tulane 1-0, 1969; 1-0, 1984)
Longest FSU Win Streak: 9 (1986-91)
Longest Tulane Win Streak: 3 (1979-80, 1981, 1982-83)
Shutouts By: FSU 6, Tulane 3

UNION: 5-0

At Florida State: FSU leads 5-0

Mar 4, 1970	Tallahassee	W, 5-1
Mar 4, 1970	Tallahassee	W, 6-2
Mar 3, 1971	Tallahassee	W, 5-0
Mar 3, 1971	Tallahassee	W, 14-0
Mar 4, 1971	Tallahassee	W, 7-6

FSU Most Runs (Gm): 14 (1971)
FSU Widest Margin: 14-0 (1971)
Union Most Runs (Gm): 6 (1971)
High-Scoring Game: 14 (FSU 14-0, 1971)
Low Scoring Game: 5 (FSU 5-0, 1971)
Longest FSU Win Streak: 5 (1970-71)
Shutouts By: FSU 2

VALDOSTA STATE: 24-4-1

At Florida State: FSU leads 14-2
At Valdosta State: FSU leads 10-2-1

Apr 9, 1963	Tallahassee	W, 14-0
Mar 2, 1971	Tallahassee	W, 13-1
Apr 14, 1971	Valdosta, GA	W, 17-3
Apr 6, 1972	Valdosta, GA	L, 2-14
May 9, 1972	Tallahassee	W, 3-2
Mar 28, 1973	Valdosta, GA	W, 3-2
Apr 17, 1973	Tallahassee	W, 9-8
Mar 30, 1974	Valdosta, GA	W, 6-3
Apr 24, 1974	Tallahassee	L, 1-15
Mar 8, 1975	Tallahassee	W, 9-0
Mar 9, 1975	Valdosta, GA	W, 8-3
Mar 20, 1976	Tallahassee	W, 9-0
Mar 28, 1976	Valdosta, GA	W, 6-2
Mar 13, 1977	Valdosta, GA	W, 14-5
Apr 9, 1977	Tallahassee	W, 9-3
Apr 17, 1978	Tallahassee	W, 10-7
Apr 30, 1978	Tallahassee	W, 13-5
Mar 4, 1979	Valdosta, GA	L, 0-2
Mar 6, 1979	Tallahassee	L, 12-14
Mar 6, 1979	Tallahassee	W, 6-0
Apr 23, 1979	Valdosta, GA	T, 14-14
Apr 7, 1980	Valdosta, GA	W, 15-9
Apr 30, 1980	Tallahassee	W, 11-4
Apr 27, 1981	Tallahassee	W, 14-6
May 10, 1981	Valdosta, GA	W, 5-3
Apr 16, 1982	Tallahassee	W, 4-0
Apr 22, 1982	Valdosta, GA	W, 4-1
Apr 15, 1988	Valdosta, GA	W, 20-8
Apr 6, 2011	Tallahassee	W, 10-2

FSU Most Runs (Gm): 20 (1988)
FSU Widest Margin: 14-0 (1963)
VSU Most Runs (Gm): 15 (1974)
VSU Widest Margin: 15-1 (1974)
High-Scoring Game: 28 (Tied 14-14, 1979; FSU 20-8, 1988)
Low Scoring Game: 2 (VSU 2-0, 1979)
Longest FSU Win Streak: 8 (1975-78; 1980-Present)
Shutouts By: FSU 5, VSU 1

VALPARAISO: 1-0

At Florida State: FSU leads 1-0

Mar 9, 1982	Tallahassee	W, 6-0
-------------	-------------	--------

VANDERBILT: 4-2

At Florida State: FSU leads 4-2

Mar 25, 1972	Tallahassee	L, 1-11
Mar 26, 1972	Tallahassee	W, 4-3
Mar 27, 1972	Tallahassee	W, 19-4
June 11, 2010	Tallahassee	W, 9-8
June 12, 2010	Tallahassee	L, 2-6
June 13, 2010	Tallahassee	W, 7-6

VMI: 17-0

At Florida State: FSU leads 14-0
At Neutral: FSU leads 3-0

Feb 23, 1990	Tallahassee	W, 17-1
Feb 24, 1990	Tallahassee	W, 3-2
Feb 25, 1990	Tallahassee	W, 8-0
Feb 14, 1992	Tallahassee	W, 10-4
Feb 15, 1992	Tallahassee	W, 20-0
Feb 16, 1992	Tallahassee	W, 5-4
Jan 31, 2003	St. Petersburg, FL	W, 12-4
Feb 1, 2003	St. Petersburg, FL	W, 5-1
Feb 2, 2003	St. Petersburg, FL	W, 10-3
Jan 31, 2004	Tallahassee	W, 8-7
Feb 2, 2004	Tallahassee	W, 8-1
Feb 4, 2005	Tallahassee	W, 8-2
Feb 5, 2005	Tallahassee	W, 6-5
Feb 6, 2005	Tallahassee	W, 15-0
Feb 18, 2011	Tallahassee	W, 12-0
Feb 19, 2011	Tallahassee	W, 9-2
Feb 20, 2011	Tallahassee	W, 15-0

FSU Most Runs (Gm): 20 (1992)
FSU Widest Margin: 20-0 (1992)
VMI Most Runs (Gm): 5 (2005)
High-Scoring Game: 20 (FSU 20-0, 1992)
Low Scoring Game: 5 (FSU 3-2, 1990)
Longest FSU Win Streak: 17 (1990-Present)
Shutouts By: FSU 5

WASHINGTON STATE: 2-0

At Florida State: FSU leads 1-0
At Neutral: FSU leads 1-0

Apr 3, 1988	Tallahassee	W, 5-1
Mar 7, 1999	Minneapolis, MN	W, 8-5

WESTERN CAROLINA: 4-1

At Florida State: FSU leads 4-1

May 21, 1992*	Tallahassee	L, 0-1
May 24, 1992*	Tallahassee	W, 4-3
May 24, 1992*	Tallahassee	W, 18-3
Feb 26, 2002	Tallahassee	W, 13-3
Feb 27, 2002	Tallahassee	W, 3-0

FSU Most Runs (Gm): 18 (1992)
FSU Widest Margin: 18-3 (1992)
WCU Most Runs (Gm): 3 (Three times)
WCU Widest Margin: 1-0 (1992)
High-Scoring Game: 21 (FSU 18-3, 1992)
Low Scoring Game: 1 (WCU 1-0, 1992)
Longest FSU Win Streak: 4 (1992-Present)
Shutouts By: FSU 1, WCU 1

WESTERN KENTUCKY: 14-1

At Florida State: FSU leads 14-1

Mar 17, 1978	Tallahassee	W, 13-4
Mar 17, 1978	Tallahassee	W, 16-3
Mar 17, 1979	Tallahassee	W, 14-4
May 24, 1980*	Tallahassee	W, 19-7
May 25, 1980*	Tallahassee	W, 10-5
Mar 11, 1985	Tallahassee	W, 11-5
Mar 12, 1985	Tallahassee	L, 6-10
Feb 2, 1990	Tallahassee	W, 6-3
Feb 3, 1990	Tallahassee	W, 6-4
Feb 4, 1990	Tallahassee	W, 6-4
Jan 29, 2000	Tallahassee	W, 8-1
Jan 29, 2000	Tallahassee	W, 2-1
Jan 30, 2000	Tallahassee	W, 6-1
Feb 3, 2001	Tallahassee	W, 5-4
Feb 4, 2001	Tallahassee	W, 8-4





ALL-TIME RESULTS

FSU Most Runs (Gm): 19 (1980)
FSU Widest Margin: 16-3 (1978)
WK Most Runs (Gm): 10 (1985)
WK Widest Margin: 10-6 (1985)
High-Scoring Game: 26 (FSU 19-7, 1980)
Low Scoring Game: 3 (FSU 2-1, 2000)
Longest FSU Win Streak: 8 (1990-Present)

WESTERN MICHIGAN: 6-8

At Florida State: WMU leads 8-5
At Neutral: FSU leads 1-0

Mar 31, 1959	Tallahassee	L, 2-3
Apr 3, 1959	Tallahassee	W, 2-0
Apr 4, 1961	Tallahassee	L, 2-10
Apr 5, 1961	Tallahassee	W, 7-6
Jun 10, 1963***	Omaha, NE	W, 5-2
Mar 25, 1971	Tallahassee	L, 5-7
Mar 28, 1971	Tallahassee	W, 7-5
Mar 28, 1971	Tallahassee	L, 1-5
Mar 30, 1972	Tallahassee	W, 6-1
Apr 1, 1972	Tallahassee	L, 7-8
Apr 1, 1972	Tallahassee	L, 4-7
Apr 2, 1972	Tallahassee	W, 8-1
Mar 29, 1974	Tallahassee	L, 3-7
Mar 29, 1974	Tallahassee	L, 2-4

FSU Most Runs (Gm): 8 (1972)
FSU Widest Margin: 8-1 (1972)
WMU Most Runs (Gm): 10 (1961)
WMU Widest Margin: 10-2 (1961)
High-Scoring Game: 15 (WMU 8-7, 1972)
Low Scoring Game: 2 (FSU 2-0, 1959)
Shutouts By: FSU 1

WEST FLORIDA: 5-0

At Florida State: FSU leads 5-0

Apr 15, 1981	Tallahassee	W, 6-1
Apr 15, 1981	Tallahassee	W, 3-2
Apr 6, 1982	Tallahassee	W, 9-4
Feb 14, 1984	Tallahassee	W, 7-5
Feb 15, 1984	Tallahassee	W, 7-1

FSU Most Runs (Gm): 9 (1982)
FSU Widest Margin: 6-1 (1981), 9-4 (1982)
WF Most Runs (Gm): 5 (1984)
High-Scoring Game: 13 (FSU 9-4, 1982)
Low Scoring Game: 5 (FSU 3-2, 1981)
Longest FSU Win Streak: 5 (1981-Present)

WEST VIRGINIA: 4-2

At Florida State: Series tied 1-1
At Neutral: FSU leads 3-1

Apr 2, 1956	Tallahassee	L, 12-13
Apr 5, 1958	Tallahassee	W, 14-7
Jun 1, 1961§	Gastonia, NC	W, 3-1
Jun 2, 1961§	Gastonia, NC	L, 3-4
Jun 1, 1962§	Gastonia, NC	W, 6-5
Mar 6, 2004	Minneapolis, MN	W, 11-5

FSU Most Runs (Gm): 14 (1958)
FSU Widest Margin: 14-7 (1958)
WVa Most Runs (Gm): 13 (1956)
WVa Widest Margin: 13-12 (1956), 4-3 (1961)
High-Scoring Game: 25 (WVa 13-12, 1956)
Low Scoring Game: 4 (FSU 3-1, 1961)

WICHITA STATE: 4-5

At Florida State: FSU leads 2-1
At Neutral: WSU leads 4-2

Jun 4, 1989***	Omaha, NE	W, 4-2
Jun 7, 1989***	Omaha, NE	L, 4-7
Jun 9, 1989***	Omaha, NE	L, 9-12
Feb 11, 1990	Baseball City, FL	L, 7-8
Jun 3, 1996***	Omaha, NE	W, 8-4
Mar 5, 1999	Minneapolis, MN	L, 1-8
Jun 6, 2008**	Tallahassee	L, 7-10
Jun 7, 2008**	Tallahassee	W, 14-4
Jun 8, 2008**	Tallahassee	W, 11-4

FSU Most Runs (Gm): 14 (2008)
FSU Widest Margin: 14-4 (2008)
WSU Most Runs (Gm): 12 (1989)
WSU Widest Margin: 8-1 (1999)
High-Scoring Game: 21 (WSU 12-9, 1989)
Low Scoring Game: 6 (WSU 4-2, 1989)
Longest FSU Win Streak: 2 (2008)
Longest WSU Win Streak: 3 (1989-90)

WILLIAM & MARY: 1-0

At Florida State: FSU leads 1-0

Mar 29, 1967	Tallahassee	W, 5-4
--------------	-------------	--------

WINGATE: 6-0

At Florida State: FSU leads 6-0

Mar 11, 1980	Tallahassee	W, 6-0
Mar 11, 1980	Tallahassee	W, 5-4
Mar 15, 1981	Tallahassee	W, 15-6
Mar 17, 1981	Tallahassee	W, 4-2
Mar 17, 1981	Tallahassee	W, 6-2
Mar 8, 1983	Tallahassee	W, 6-4

FSU Most Runs (Gm): 15 (1981)
FSU Widest Margin: 15-6 (1981)
Wingate Most Runs (Gm): 6 (1981)
High-Scoring Game: 21 (FSU 15-6, 1981)
Low Scoring Game: 6 (FSU 6-0, 1980; 4-2, 1981)
Longest FSU Win Streak: 6 (1980-Present)
Shutouts By: FSU 1

WINTHROP: 4-1

At Florida State: FSU leads 4-1

Feb 13, 1993	Tallahassee	W, 7-2
Feb 14, 1993	Tallahassee	W, 8-5
Feb 21, 1995	Tallahassee	L, 1-2
Feb 22, 1995	Tallahassee	W, 6-0
Mar 14, 2006	Tallahassee	W, 10-0

WISCONSIN: 8-1

At Florida State: FSU leads 8-1

Apr 8, 1955	Tallahassee	W, 3-2
Apr 9, 1955	Tallahassee	W, 7-2
Mar 30, 1956	Tallahassee	W, 5-3
Apr 4, 1956	Tallahassee	W, 4-3
Apr 6, 1956	Tallahassee	L, 3-10
Apr 7, 1956	Tallahassee	W, 1-0
Apr 4, 1958	Tallahassee	W, 12-4
Apr 7, 1958	Tallahassee	W, 7-3
Apr 10, 1958	Tallahassee	W, 3-1

FSU Most Runs (Gm): 12 (1958)
FSU Widest Margin: 12-4 (1958)
UW Most Runs (Gm): 10 (1956)
UW Widest Margin: 10-3 (1956)
High-Scoring Game: 16 (FSU 12-4, 1958)
Low Scoring Game: 1 (FSU 1-0, 1956)
Longest FSU Win Streak: 4 (1955-56; 1956-Present)
Shutouts By: FSU 1

WRIGHT STATE: 3-1

At Florida State: FSU leads 3-1

Mar 23, 1979	Tallahassee	W, 12-0
Mar 24, 1979	Tallahassee	W, 13-6
Mar 22, 1980	Tallahassee	W, 12-0
Mar 22, 1980	Tallahassee	L, 2-6

FSU Most Runs (Gm): 12 (1979, 1980)
FSU Widest Margin: 12-0 (1979, 1980)
WSU Most Runs (Gm): 6 (1979, 1980)
WSU Widest Margin: 6-2 (1980)
High-Scoring Game: 19 (FSU 13-6, 1979)
Low Scoring Game: 8 (WSU 6-2, 1980)
Longest FSU Win Streak: 3 (1979-80)
Shutouts By: FSU 2

YALE: 2-0

At Florida State: FSU leads 2-0

Mar 26, 1957	Tallahassee	W, 7-0
Mar 29, 1957	Tallahassee	W, 11-8

§ = District 3 – Gastonia, NC
 * = NCAA Regional
 ** = NCAA Super Regional
 *** = College World Series
 ^ = ACC Tournament



TEAM RECORDS

GAMES

GAMES PLAYED

Most in Season	84, 1984
Fewest in Season	17, 1948

VICTORIES

Most in Season	61, 1986 (61-13)
Fewest in Season	9, 1948 (9-8)

WINNING PERCENTAGE

Highest in Season	.854, 1968 (35-6)
Lowest in Season	.529, 1948 (9-8)

WINNING STREAK

Longest	25, 2002 (4/17-6/7)
Home	36 (4/22/90-4/20/91)
Away	11 (1969-70)

LOSING STREAK

Longest in Season	6, 1999 (4/17-30)
-------------------	-------------------

ATTENDANCE

Single Home Game	6,789 vs. Miami (4/19/08)
3-game Series	19,062 vs. Miami (4/18-4/20/08)
2-game Series	12,662 vs. Texas (2003)
Single Season, Home Total	202,132 (41 dates, 2008)
Single Season, Home Average	4,930 (2008)
Single Season, All Games	328,488 (68 dates, 2008)

SHUTOUTS

Fewest Times in Season	0, 1985 (82 games) and other years with fewer games - last time 2009 (68 games)
Most Times in Season (hitting)	5, 1974, 1992 and 1994
Longest Streak Without	336, 1984-1988
Most Recorded in Season	15, 1970 (59 games) and 1975 (59 games)
Most Consecutive in Season (Pitching)	4, 1970 and 1973
Most Consecutive Scoreless Innings (Pitching)	40, 1973

EXTRA INNING GAMES

Most in Season	7, 1995
Longest Game	20 innings vs. Wake Forest, 5/6/06

BATTING

AT BATS

Most in Game	67 vs. Wake Forest, 5/6/06
Most in Game (9-inning)	65 vs. Ohio State, 5/31/09
Both Teams	132 vs. Wake Forest, 5/6/06
Most in Season	2,872, 1985 (82 games)
Fewest in Season	752, 1951 (18 games)
Most Plate Appearances in Inning	21 vs. Siena, 3/4/07 21 vs. Georgia State, 5/15/92

RUNS

Most in Inning	16 vs. Cleveland State, 3/20/82; vs. Georgia State, 5/15/92
Most in Game*	37 vs. Ohio State, 5/31/09 - NCAA Regional
Most Allowed in Game	24, Clemson, 6/5/59
Most Combined	43 vs. Georgia State, 5/15/92 (FSU 36, GS 7) 43 vs. Ohio State, 5/31/09 - NCAA Regional (FSU 37, OSU 6)
Largest Winning Margin	34 vs. Marshall, 3/4/96 (34-0)
Largest Losing Margin	22 vs. Clemson, 6/5/59 (CU 24, FS 2)
Most in Season	752, 1982
Most Allowed in Season	464, 1984
Fewest in Season	101, 1948 (17 games)
Fewest Allowed in Season	72, 1952 (21 games)

HITS

Most in Inning	15 vs. Georgia State, 5/15/92
Most Allowed in Inning	8 vs. South Florida, 1974; Cincinnati, 1991
Most Consecutive Hits	10 vs. Siena, 3/4/07
Most in Game*	38 vs. Ohio State, 5/31/09 - NCAA Regional
Most Allowed in Game	23 vs. Nevada-Las Vegas, 1978
Most Combined*	51 vs. Ohio State, 5/31/09 - NCAA Regional (FSU 38, OSU 13)
Most in Season	947, 1985 (82 games)
Most Allowed in Season	756, 1984 (84 games)
Fewest in Season	186, 1952 (21 games)
Fewest Allowed in Season	130, 1952 (21 games)

DOUBLES

Most in Game*	15 vs. Ohio State, 5/31/09 - NCAA Regional
Most Allowed in Game	7 vs. Virginia Tech, 4/2/10 (VT 10, FSU 5)
Most Combined	16 vs. Ohio State, 5/31/09 (FSU 15, OSU 1)
Most in Season	182, 1990 (72 games)
Most Allowed in Season	133, 1984 (84 games)
Fewest in Season	24, 1951 (18 games)
Fewest Allowed in Season	19, 1951 (18 games)

TRIPLES

Most in Game	5 vs. Western Kentucky, 1968; vs. Georgia State, 1982
Most Allowed in Game	3, several times
Most Combined	5 vs. Western Kentucky, 1968 (FS 5, WK 0); vs. Georgia State, 1982 (FS 5, GS 0)
Most in Season	35, 1969 (52 games) and 1972 (68 games)

HOME RUNS

Most in Game	9 vs. Maryland, 5/9/99 (FSU 26, MD 2) vs. Maryland, 4/27/97 (FSU 27, MD 2)
Most Allowed in Game	6, Southern Miss, 1986
Most Combined	9 vs. Cincinnati, 5/12/91 (FSU 6, UC 3) 9 vs. Miami, 4/3/09 (FSU 7, UM 2)
Most in Season	146, 1985 (82 games)
Most Allowed in Season	82, 1984 (84 games)
Fewest in Season	3, 1954 (21 games)
Fewest Allowed in Season	4, 1951 (18 games)
Most Grandslams in Season	8, 1996 (69 games)
Most Grandslams in a Game*	3, at Maryland, 4/27/97

TOTAL BASES

Most in Game*	66 vs. Ohio State, 5/31/09 - NCAA Regional
Most Combined	83 vs. Ohio State, 5/31/09 - NCAA Regional (FSU 66, OSU 17)
Most in Season	1,580, 1985 (82 games)
Fewest in Season	250, 1952 (21 games)



TEAM RECORDS

SLUGGING PCT.

Highest in Season .568, 1982 (74 games)

RUNS BATTED IN

Most in Game 34 vs. Georgia State, 5/15/92
 34 vs. Ohio State, 5/31/09 - NCAA Regional
 Most Combined 40 vs. Georgia State, 5/15/92 (FSU 34, GS 6)
 Most in Season 698, 1985 (82 games)

BASE ON BALLS

Most in Game 20 vs. Cleveland State, 1982 and 20 vs. Jacksonville, 5/4/10
 Most Allowed 18, Stetson, 1976
 Most Combined 26 vs. Valdosta State, 1980 (FSU 10, VSU 16)
 Most in Season 555, 1984
 Most Allowed in Season 340, 1972 (68 games)
 Fewest in Season 93, 1955 (22 games)

HIT BY PITCH

Most in Season 97, 2001 (66 games)

STRIKEOUTS

Most in Game 18, vs. Georgia, 1968
 Most Combined 33, vs. Miami, 4/7/00 (FSU 11, UM 22)
 Most in Season 520, 1984 (84 games)
 Fewest in Season 93, 1955 (22 games)

BATTING AVG.

Highest in Season .355, 2008 (68 games)
 Highest Allowed in Season .281, 1980 (63 games)
 Lowest in Season .237, 1967 (46 games)
 Lowest Allowed in Season .186, 1970 (59 games)

STOLEN BASES

Most in Game 11 vs. Stetson, 1957; vs. Richmond, 1986; vs. Virginia, 1994
 Most Allowed in Game 13, Stetson, 1973
 Most Combined 13, vs. Stetson, 1973 (FS 0, STET 13)
 Most in Season 232, 1987 (73 games)
 Most Allowed in Season 98, 1984 (84 games)
 Fewest in Season 20, 1954 (21 games)
 Fewest Allowed in Season 7, 1962 (28 games) and 1968 (41 games)

DEFENSE

PUTOUTS

Most in Season 2,212, 1984 (84 games)

ASSISTS

Most in Season 1,126, 1984 (84 games)
 Fewest in Season 226, 1960 (22 games)

ERRORS

Most in Game 10, vs. UNC, 3/28/04
 Most in Game by Opponent 8, several times, latest Miami, 4/17/96
 Most Combined 12, vs. Georgia State, 1984 (FS 4, GS 8);
 vs. Valdosta State, 1988 (FS 9, VS 3);
 Virginia Tech, 5/10/90 (FS 4, VT 8)
 Most in Season 167, 1984 (84 games)
 Most by Opponent in Season 184, 1984 (84 games)

FIELDING PCT.

Highest in Season .975, 2007 (62 games)
 Lowest in Season .915, 1959 (33 games)

DOUBLE PLAYS

Most in Game 5, vs. Miami, 6/4/95
 Most in Season 95, 1984 (84 games)

TRIPLE PLAYS

Most in Game 1, vs. Virginia Tech, 5/3/09 (Sequence: 9-2-4)
 (Ruairi O'Connor - RF to Parker Brunelle - C to Jason Stidham - 2B)

PITCHING

PITCHING APPEARANCES

Most in Game 9 vs. Florida, 3/15/11
 Most in Season 276, 2011 (65 games)

COMPLETE GAMES

Most in Season 27, 1969 (52 games)

INNINGS PITCHED

Most in Season 738, 1984 (84 games)
 Most by Opponent 717, 1984 (84 games)

SAVES

Most in Season 29, 1990 (72 games)

NO-HITTERS

Most in Season 2, 1968 (41 games)

ONE-HITTERS

Most in Season 6, 1970 (59 games)

TWO-HITTERS

Most in Season 6, 1970 (59 games) and 1976 (56 games)

EARNED RUNS

Most Allowed in Season 367, 1984 (84 games)

EARNED RUN AVG.

Highest in Season 4.58, 2009 (63 games)
 Lowest in Season 1.49, 1970 (59 games)

STRIKEOUTS

Most Recorded in Game 25, vs. Furman, 1956
 Most Recorded in Season 718, 1986 (74 games)
 Fewest Recorded in Season 126, 1954 (21 games)

* denotes NCAA single-game record



INDIVIDUAL RECORDS

GAMES

GAMES PLAYED

Most in Season	84, Paul Sorrento, 1984; Frank Fazzini, 1984
Most in Career	279, Mike Yastrzemski, 1980-83; Barry Blackwell, 1985-88
Consecutively in Season	84, Paul Sorrento, 1984
Consecutively in Career	235, Link Jarrett, 1991-94

BATTING

BATTING AVG.

Highest in Season	(0-125 at bats) .436, Bob Clem, 1959; (126-199 at bats) .436, John-Ford Griffin, 1999; (200-250 at bats) .455, J.D. Drew, 1997; (250+ at bats) .463, Buster Posey, 2008
Highest in Career	(100-600 at bats) .410, Bob Clem, 1959-60; (600+ at bats) .391, J.D. Drew, 1995-97; .427 John-Ford Griffin, 1999-01

SLUGGING PCT.

Highest in Season	.961, J.D. Drew, 1997 (224 TB/233 AB)
Highest in Career	.789, J.D. Drew, 1995-97 (539 TB/683 AB)

AT BATS

Most in Game	9, Dennis Guinn vs. Wake Forest, 5/6/06; 9, Marshall McDougall vs. Miami, 4/7/00; 9, Karl Jernigan vs. Miami, 4/7/00; 9, Stephen Cardullo vs. Ohio State, 5/31/09**
Most in Season	357, Luis Alicea, 1985
Most in Career	989, Link Jarrett, 1991-94

RUNS SCORED

Most in Game	6, Mark Gilbert vs. Ohio State, 3/18/78; 6, Luis Alicea vs. Georgia State, 4/1/84; 6, Marshall McDougall vs. Maryland 5/9/99
Most in Season	110, J.D. Drew, 1997
Most in Career	285, Jeff Ledbetter, 1979-82

HITS

Most in Inning	2, many players, last by Stephen Cardullo (twice), Sherman Johnson & Mike Meschke vs. Ohio State, 5/31/09
Most in Game	7, Marshall McDougall vs. Maryland, 5/9/99 7, Stephen Cardullo vs. Ohio State, 5/31/09**
Most in Season	137, Frank Fazzini, 1985
Most in Career	335, Jeff Ledbetter, 1979-82
Most Consecutive Hits	10, Brian Cox, 5/21/98-5/23/98

MOST CONSECUTIVE

Times on Base	13, Paul Sorrento, 1985
Hitting Streak	40, Shane Robinson, 2004-05
Games Reaching Base	57, Shane Robinson, 2004-05
Games Reaching Base in One Season	55, Tyler Holt, 2008

DOUBLES

Most in Game	4, Marshall McDougall vs. NC State, 4/30/00; 4, Joe Licata vs. Georgia State, 3/27/81
Most in Season	36, Jeremy Morris, 1996
Most in Career	78, Jeremy Morris, 1994-97; John-Ford Griffin, 1999-01

TRIPLES

Most in Game	2, five times, latest Tony Thomas, Jr. vs. Hawaii-Hilo, 3/6/05
Most in Season	9, Dick Gold, 1969; Luis Alicea, 1985
Most in Career	19, Luis Alicea, 1984-86; Stephen Drew, 2002-04

HOME RUNS

Most in Game	6, Marshall McDougall vs. Maryland, 5/9/99
Most in Season	42, Jeff Ledbetter, 1982
Most in Season by a Freshman	22, Matt Diaz, 1998
Most in Career	97, Jeff Ledbetter, 1979-82
Grandslams in Game	2, Craig Patterson vs. Wright State, 1979
Grandslams in Season	3, J.D. Drew, 1997; Jeremy Morris, 1997; 3, Dennis Guinn, 2006; 3, Buster Posey, 2008
Grandslams in Career	6, J.D. Drew, 1995-97; Jeremy Morris, 1994-97

RUNS BATTED IN

Most in Game	16, Marshall McDougall vs. Maryland, 5/9/99
Most in Season	124, Jeff Ledbetter, 1982
Most in Career	346, Jeff Ledbetter, 1979-82

TOTAL BASES

Most in Game	25, Marshall McDougall vs. Maryland, 5/9/99
Most in Season	273, Jeff Ledbetter, 1982
Most in Career	704, Jeff Ledbetter, 1979-82

STOLEN BASES

Most in Game	6, Chip Bifano vs. Kearney State, 4/5/77
Most in Season	51, Edwin Alicea, 1988
Most in Career	100, Shane Robinson, 2004-06

HIT BY PITCHES

Most in Game	3, Karl Jernigan vs. St. Joseph's, 3/6/01
Most in Season	24, Jose Zabala, 1997
Most in Career	61, Karl Jernigan, 1998-2001

BASE ON BALLS

Most in Game	5, Stephen Drew vs. Siena, 3/4/03; 5, Lionel Martinez vs. Virginia Tech, 5/10/80; 5, Jeremy Morris vs. Clemson, 5/18/96
Most in Season	84, J.D. Drew, 1997
Most in Career	195, Paul Sorrento, 1984-86

STRIKEOUTS

Most in Game	5, Dick Nichols vs. Georgia Southern, 5/16/70; 5, Dick Nichols vs. Southern Cal, 6/18/70; 5, Ed Fulton vs. South Florida, 3/5/86; 5, Chris Smith vs. Washington State, 3/7/99; 5, Nick Rogers vs. Miami, 4/7/02
Most in Season	75, Tony Thomas, Jr., 2005
Most in Career	210, Stuart Tapley, 2008-11
Fewest Strikeouts in a Season	1 (in 87 at-bats), Billy "Cooter" Mills, 1954



INDIVIDUAL RECORDS

DEFENSE

PUTOUTS

Most in Game	23, Bob Vaughn vs. Furman, 3/16/56
Most in Season	659, Doug Mientkiewicz, 1994
Most in Career	1,595, Pedro Grifol, 1989-91

ASSISTS

Most in Game	11, Scott Zech vs. Clemson, 5/16/97
Most in Season	261, Brooks Badeaux, 1998
Most in Career	802, Link Jarrett, 1991-94

PITCHING

PITCHING APPEARANCES

Most in Season	46, Kevin Lynch, 2005
Most in Career	136, Kevin Lynch, 2002-05

STARTS

Most in Season	24, Mike Loynd, 1986
Most in Career	78, Doug Little, 1983-86

RELIEF APPEARANCES

Most in Season	46, Kevin Lynch, 2005
Most in Career	136, Kevin Lynch, 2002-05

COMPLETE GAMES

Most in Season	12, Brooks Carey, 1978 (15 starts); 12, Danny O'Brien, 1975 (17 starts)
Most in Career	23, Wayne Vincent, 1966-68

INNINGS PITCHED

Most in Game	12.0, Cliff Ranew vs. Texas, 6/18/65; 12.0, Mike Bretz vs. Hawaii, 4/4/77
Most in Season	164.2, Mike Loynd, 1986
Most in Career	549, Doug Little, 1983-86

SAVES

Most in Season	18, Mac Scarce, 1970
Most in Career	32, Ricky Kimball, 1988-91

VICTORIES

Most in Season	20, Mike Loynd, 1986
Most in Career	49, Doug Little, 1983-86
Consecutive in Season	17, Mike Loynd, 1986
Consecutive in Career	18, Larry Jones, 1974-75

LOSSES

Fewest in Season (10+ decisions)	0, Gene Ammann, 1970 (15-0); Daniel Davidson, 2003 (10-0); Kevin Lynch, 2005 (12-0)
Fewest in Career (20+ decisions)	2, Gene Ammann, 1968-72 (31-2)

HOME RUNS ALLOWED

Most in Season	20, Chuck Howell, 1997
Most in Career	49, Doug Little, 1983-86

STRIKEOUTS RECORDED

Most in Game	24, Tony Auitable vs. Furman, 3/16/56
Most in Season	223, Mike Loynd, 1986
Most in Career	520, Richie Lewis, 1985-87 (392.2 IP)

BASE ON BALLS

Most in Game	13, Richie Lewis vs. LSU, 2/22/87
Most in Season	72, Dave Fernald, 1972 (105.2 IP); 72, Richie Lewis, 1986 (127.2 IP)
Most in Career	236, Larry Jones, 1974-77 (300 IP)

EARNED RUN AVG.

Lowest in Season (30+ innings)	0.66, Gene Ammann, 1970 (10 ER/137 IP)
Lowest in Career (100+ innings)	1.45, Wayne Vincent, 1966-68 (58 ER/292 IP)
Highest in Season (30+ innings)	8.62, Al Ashmont, 1985 (30 ER/31 IP)

RUNS ALLOWED

Fewest in Season (50+ innings)	15, Daniel Bennett, 2011 (55.0 IP)
Most in Game	16, Howard Calhoun vs. Rollins 4/9/48
Most in Season	95, Doug Little, 1984
Most in Career	287, Doug Little, 1983-86 (549 IP)

EARNED RUNS ALLOWED

Fewest in Season (30+ innings)	4, Mike DiBlasi, 1998 (31.2 IP); 4, Eric Roman, 2001 (40.1 IP)
Most in Game	10, Jeff Ledbetter vs. Jacksonville, 4/6/84; 10, Michael Hyde vs. Hawaii, 3/10/05
Most in Season (30+ innings)	79, Doug Little, 1984 (161.1 IP)
Most in Career (100+ innings)	211, Doug Little, 1983-86 (549 IP)

HITS ALLOWED

Fewest in Season (30+ innings)	13, Mac Scarce, 1971 (33.1 IP)
Most in Game	16, Bill Fuller vs. Auburn, 4/13/71
Most in Season	167, Doug Little, 1984 (161.1 IP)
Most in Career	533, Doug Little, 1983-86 (549 IP)

** denotes NCAA Tournament single-game record



SEMINOLES' TOP TEN

CAREER BATTING

GAMES PLAYED

279	Mike Yastrzemski	1980-83
276	Link Jarrett	1991-94
	Chris Brock	1989-92
272	Jeremy Morris	1994-97
269	Jose Marzan	1984-87
266	Jimmy Jones	1982-85
264	Rick Figueredo	1980-83
262	Jeff Ledbetter	1979-82
261	Scott Zech	1994-97
260	Ryan Barthelemy	1999-02
	Mike Futrell	1999-02

AT BATS

989	Link Jarrett	1991-94
978	Jose Marzan	1984-87
970	Luis Alicea	1984-86
968	Jeff Ledbetter	1979-82
948	Ryan Barthelemy	1999-02
944	Mike Yastrzemski	1980-83
938	Brooks Badeaux	1995-98
899	Jeremy Morris	1994-97
884	Frank Fazzini	1983-85
	Rick Figueredo	1980-83

RUNS

285	Jeff Ledbetter	1979-82
268	Luis Alicea	1984-86
261	Frank Fazzini	1983-85
257	Tyler Holt	2008-10
256	Brooks Badeaux	1995-98
254	J.D. Drew	1995-97
244	Jose Marzan	1984-87
	Mike Yastrzemski	1980-83
	Mike Fuentes	1978-81
229	Scott Zech	1994-97

HITS

335	Jeff Ledbetter	1979-82
331	Luis Alicea	1984-86
326	Frank Fazzini	1983-85
321	Ryan Barthelemy	1999-02
312	Jack Rye	2005-08
305	Jose Marzan	1984-87
302	Jeremy Morris	1994-97
298	Buster Posey	2006-08
296	Shane Robinson	2004-06
292	John-Ford Griffin	1999-01

DOUBLES

78	John-Ford Griffin	1999-01
	Jeremy Morris	1994-97
67	Ryan Barthelemy	1999-02
65	Link Jarrett	1991-94
62	Mike Yastrzemski	1980-83
	Jeff Ledbetter	1979-82
59	Jose Marzan	1984-87
58	Shane Robinson	2004-06
	Tony Richie	2001-03
57	Pedro Grifol	1989-91
	Don DeLoach	1978-81
	Mike McGee	2008-11
	Jack Rye	2005-08

TRIPLES

19	Stephen Drew	2002-04
	Luis Alicea	1984-86
14	Mickey Lopez	1993-95
	Tony Thomas, Jr.	2005-07
13	J.D. Drew	1995-97
12	Jeremy Morris	1994-97
	Randy Hodges	1992-95
	Jose Marzan	1984-87
	Mike Yastrzemski	1980-83
11	Mark Barineau	1981-83
	Dick Howser	1956-58

HOME RUNS

97	Jeff Ledbetter	1979-82
79	Frank Fazzini	1983-85
69*	J.D. Drew	1995-97
64	Mike Fuentes	1978-81
52	Mike McGee	2008-11
50	Ryan Barthelemy	1999-02
48	Paul Sorrento	1984-86
46	Jeremy Morris	1994-97
45	Ed Fulton	1985-87
44	Stephen Drew	2002-04

RUNS BATTED IN

346	Jeff Ledbetter	1979-82
273*	Jeremy Morris	1994-97
270	Frank Fazzini	1983-85
261	Ryan Barthelemy	1999-02
257	J.D. Drew	1995-97
245	Mike McGee	2008-11
234	Mike Fuentes	1978-81
223	Mike Yastrzemski	1980-83
222	Paul Sorrento	1984-86
206	Buster Posey	2006-08

TOTAL BASES

704	Jeff Ledbetter	1979-82
631	Frank Fazzini	1983-85
558	Ryan Barthelemy	1999-02
542	Jeremy Morris	1994-97
539	J.D. Drew	1995-97
521	Mike Fuentes	1978-81
510	Mike McGee	2008-11
493	Jose Marzan	1984-87
492	Luis Alicea	1984-86
487	Paul Sorrento	1984-86

ON BASE PCT.

.521	J.D. Drew	1995-97
.510	Neil Martin	1958-59,61
.506	John-Ford Griffin	1999-01
.498	Gary Sprague	1966
.496	Lionel Martinez	1980-81
.495	Ken Smith	1952
.491	Bob Clem	1959-60
.487	Buster Posey	2006-08
.486	Tyler Holt	2008-10
.484	Mark Gilbert	1978

STOLEN BASES

100	Shane Robinson	2004-06
98	Jose Marzan	1984-87
95	Marc Ronan	1988-90
91	Allen Bevis	1989-92
90	Edwin Alicea	1987-88
87	Brett Groves	1998-01
82	Scott Zech	1994-97
	Mickey Lopez	1993-95
80	Mark Barineau	1981-83
79	Tyler Holt	2008-10

WALKS

203	Brooks Badeaux	1995-98
195	Paul Sorrento	1984-86
177	Jeff Ledbetter	1979-82
177	Tyler Holt	2008-10
175	J.D. Drew	1995-97
174	Doug Mientkiewicz	1993-95
	Mike Yastrzemski	1980-83
162	Jack Rye	2005-08
161	Jose Marzan	1984-87
160	Ed Fulton	1985-87

STRIKEOUTS

210	Stuart Tapley	2008-11
191	Mike McGee	2008-11
184	Ty Mueller	1989, 1991-93
180	Tony Thomas, Jr.	2005-07
175	Jeremy Morris	1994-97
171	Mike Futrell	1999-02
169	Frank Fazzini	1983-85
168	Scott Zech	1994-97
162	Brett Groves	1998-01
161	Kevin Cash	1997-99

TOUGHEST TO STRIKEOUT

.050	Dale Koch, 218/11	1957-59
.051	Mike Augustine, 356/18	1962-64
.055	Randy Davidson, 218/12	1975
.056	Gary Sprague, 195/11	1966
.056	Craig Patterson, 467/26	1978-79
.057	Roy Mewbourne, 158/9	1966-67
.063	Rick Snyder, 416/26	1971-73
.064	Guillermo Bonilla, 233/15	1975
.068	Tom Thomas, 205/14	1964,66
.075	Wayne Mears, 173/13	1975
.075	Jody Reed, 570/43	1983-84

TOTAL SACRIFICES

37	Aaron Cheesman	2002-05
35	Mike Martin, Jr.	1993-95
34	Barry Blackwell	1985-88
33	Jose Marzan	1984-87
	Jack Rye	2005-08
32	Brooks Badeaux	1995-98
31	Jose Zabala	1995-98
30	Randy Hodges	1994-97
	Stuart Tapley	2008-11
	Scott Zech	1992-95



SEMINOLES' TOP TEN

HIT BY PITCH

61	Karl Jernigan	1998-01
46	Jose Zabala	1995-98
41	Brett Groves	1998-00
40	Tommy Oravetz	2006-09
37	Bryan Zech	2001-04
32	Mark Barineau	1981-83
31	Stuart Tapley	2008-11
	Tony Thomas, Jr.	2005-07
29	Scott Zech	1994-97
28	Jerrod Brown	2002-03

BATTING AVG. (500+ AB)

.427	John-Ford Griffin	1999-01
.410	Bob Clem	1959-60
.398	Buster Posey	2006-08
.393	Blane McDonald	1978
.391	J.D. Drew	1995-97
.384	Matt Diaz	1998-99
.383	Marshall McDougall	1999-00
.379	Gary Sprague	1966
.378	Bien Figueroa	1985-86
.374	Mike Fuentes	1978-81

BATTING AVG. (300-499 AB)

.427	Buddy Cribb	1988-90
.407	Bob Benda	1976-78
.379	Eddy Martinez-Esteve	2003-04
.377	Tom Rosa	1972-73
.376	Craig Patterson	1978-79
.360	Stephen Drew	2002-03
.357	Mark Lacy	1981-82
.354	Brian Cox	1997-98
.352	Terry Kennedy	1975-77
.350	Kenny Felder	1990-92
	Rob Bargas	1989-90

BATTING AVG. (50-299 AB)

.475	Steve Taddeo	1986-87
.445	Jim Sherrill	1972-73
.393	Tom Cook	1968
.386	Jim McArdle	1976-77
.377	Kevin Rigby	1978
.374	Tony Delmonico	2008
.372	Jim Weaver	1980
	Doug Casey	1978-79
.366	Joel Hicks	1976-77

SLUGGING PCT. (500+ AB)

.789	J.D. Drew	1995-97
.779	Jim Weaver	1980
.727	Jeff Ledbetter	1979-82
.714	Frank Fazzini	1983-85
.708	Marshall McDougall	1999-00
.700	Matt Diaz	1998-99
.693	Mike Fuentes	1978-81
.686	John-Ford Griffin	1999-01
.677	Mark Lacy	1981-82
.655	Stephen Drew	2002-03

SLUGGING PCT. (300-499 AB)

.748	Buddy Cribb	1988-90
.684	Mark Lacy	1981-82
.666	Brad Parker	1988-90
.659	Terry Kennedy	1975-77
.655	Stephen Drew	2002-03
.623	Kenny Felder	1990-92
.622	Chris Cawthon	1981-82
.606	Bob Benda	1976-78
.585	Brian Cox	1997-98
.548	Craig Patterson	1978-79

SLUGGING PCT. (50-299 AB)

.696	Tim Sherrill	1972-73
.678	Steve Taddeo	1986-87
.667	Joel Hicks	1976-77
.640	Mark Coulter	1976-77
.635	Scooby Morgan	1994-96
.620	Daniel Wardell	2003
.608	Eddy Martinez-Esteve	2003
.596	Sean Gilmartin	2009-10
.593	Sam Scott	1999
.590	Jim Lyttle	1966

CAREER PITCHING

APPEARANCES

136	Kevin Lynch	2002-05
127	Daniel Hodges	2000-03
116	Zach Diaz	1996-99
113	Ricky Kimball	1988-91
109	Chris Chavez	1996-99
108	Jimmy Marshall	2006-09
106	Matt DiBlasi	2003-06
98	Mike DiBlasi	1997-00
97	Chris Roberts	1990-92
91	Chris Ginn	1998-01

CAREER STARTS

78	Doug Little	1983-86
75	Blair Varnes	1999-02
62	Matt Lynch	2000-03
58	Mike Loynd	1983-86
55	Jon McDonald	1998-00
52	Jonathan Johnson	1993-95
	Roger Bailey	1990-92
50	Sean Gilmartin	2009-11
47	Bryan Henry	2005-07
46	Mark Sauls	2003-06
	Jeff Gray	1981-84

RELIEF APPEARANCES

136	Kevin Lynch	2002-05
127	Daniel Hodges	2000-03
111	Zach Diaz	1996-99
106	Matt DiBlasi	2003-06
	Jimmy Marshall	2006-09
98	Mike DiBlasi	1997-00
92	Ricky Kimball	1988-91
87	Brian Chambers	2004-07
86	Chris Ginn	1998-01
85	Chris Chavez	1996-99

COMPLETE GAMES

22	Doug Little	1983-86
16	Richie Lewis	1985-87
15	Paul Wilson	1992-94
14	Dick Wiggins	1979-80
12	Jonathan Johnson	1993-95
	Rick Hatcher	1979-81
	Jim Riley	1978-79
	Brooks Carey	1978
11	Gar Finnvoid	1989-90
10	Randy Choate	1995-97
	George Lott	1969
	Gene Ammann	1968-69

INNINGS PITCHED

549.0	Doug Little	1983-86
446.0	Blair Varnes	1999-02
398.1	Matt Lynch	2000-03
395.2	Mike Loynd	1983-86
382.2	Richie Lewis	1985-87
363.1	Jonathan Johnson	1993-95
338.0	Jon McDonald	1998-00
	Jeff Gray	1981-84
333.0	Roger Bailey	1990-92
330.0	Sean Gilmartin	2009-11

STRIKEOUTS

520	Richie Lewis	1985-87
417	Mike Loynd	1983-86
391	Jonathan Johnson	1993-95
370	Doug Little	1983-86
334	Matt Lynch	2000-03
326	Blair Varnes	1999-02
321	Sean Gilmartin	2009-11
320	Jon McDonald	1998-00
312	Chris Chavez	1996-99
307	Ricky Kimball	1988-91

STRIKEOUTS PER 9 INNINGS

14.15	Mac Scarce, 69.1/109	1970-71
13.28	Luke Tucker, 40.0/59	2006-07
12.65	Tony Avitable, 95.1/134	1955-56
12.63	Danny Rosen, 45.2/64	2007
12.62	Jerry Boxer, 66.1/93	1956-57
12.23	Richie Lewis, 382.2/520	1985-87
11.89	Rhett James, 44.2/59	2003
11.42	Chris Whidden, 75.2/96	1999-00, 02-03
11.40	Tim Davis, 184.0/233	1991-92
11.16	Matt Dunbar, 123.1/153	1987-90

WALKS

232	Richie Lewis	1985-87
178	Doug Little	1983-86
173	Mike Loynd	1983-86
162	Jonathan Johnson	1993-95
161	Chris Chavez	1996-99
156	Jon McDonald	1998-00
136	Roger Bailey	1990-92
132	Matt Lynch	2000-03
123	Steve Gelmine	1982-85
121	David Smalley	1980-83

WALKS PER 9 INNINGS

1.38	George Lott	1968-69
1.51	Jeff Hill	1967-69
1.73	Frank Davis	1959-61
1.78	Eddie Cannon	2000
1.87	Steve Mastin	1968
	Daniel Hodges	2000-03
1.95	Mike Kelley	1975
2.00	Rod Byerly	1987-88
2.01	John Bentley	1997-98, 00-01
2.08	Blair Varnes	1999-02

STRIKEOUTS TO WALKS

5.29	Eddie Cannon	2000
5.27	George Lott	1968-69
5.23	Steve Mastin	1968
4.66	Mike Ziegler	2000
4.00	Jeff Hill	1967-69
3.98	Frank Davis	1959-61
3.96	Daniel Hodges	2000-03
3.89	Mac Scarce	1970-71
3.82	Tim Davis	1991-92
3.67	Rod Byerly	1987-88



SEMINOLES' TOP TEN

HITS ALLOWED

533	Doug Little	1983-86
464	Blair Varnes	1999-02
416	Matt Lynch	2000-03
351	Jeff Gray	1981-84
348	Mike Loynd	1983-86
319	Jon McDonald	1998-00
317	Roger Bailey	1990-92
307	Sean Gilmartin	2009-11
280	Richie Lewis	1985-87
276	Jonathan Johnson	1993-95

RUNS ALLOWED

287	Doug Little	1983-86
232	Blair Varnes	1999-02
197	Matt Lynch	2000-03
	Mike Loynd	1983-86
193	Jeff Gray	1981-84
188	Jon McDonald	1998-00
181	Richie Lewis	1985-87
162	Sean Gilmartin	2009-11
155	Mark Sauls	2003-06
148	Roger Bailey	1990-92

EARNED RUNS ALLOWED

212	Doug Little	1983-86
193	Blair Varnes	1999-02
156	Matt Lynch	2000-03
151	Mike Loynd	1983-86
148	Jon McDonald	1998-00
144	Jeff Gray	1981-84
136	Richie Lewis	1985-87
131	Sean Gilmartin	2009-11
121	Roger Bailey	1990-92
117	Chris Chavez	1996-99

WINS

49	Doug Little	1983-86
45	Mike Loynd	1983-86
42	Matt Lynch	2000-03
41	Blair Varnes	1999-02
38	Richie Lewis	1985-87
35	Roger Bailey	1990-92
34	Jonathan Johnson	1993-95
33	Sean Gilmartin	2009-11
32	Bryan Henry	2005-07
31	Jon McDonald	1998-00

SAVES

32	Ricky Kimball	1988-91
31	Daniel Hodges	2000-03
30	Mac Scarce	1970-71
18	Daniel Bennett	2010-11
	Mike McGee	2008-11
16	Mike DiBlasi	1997-00
15	Philip Olson	1993-95
13	Chris Chavez	1996-99
12	Brad Gregory	1989-90
	Jimmy Marshall	2006-09

LOSSES

18	Doug Little	1983-86
13	Sean Gilmartin	2009-11
	Jeff Gray	1981-84
12	Jon McDonald	1998-00
	Richie Lewis	1985-87
	Martin Howell	1962-64
11	Paul Wilson	1992-94
10	Blair Varnes	1999-02
	Chris Chavez	1996-99
	Bryan Harris	1991-93
	Ray Revak	1984-85
	Mike Loynd	1983-86

SHUTOUTS

6	Paul Wilson	1992-94
4	Jonathan Johnson	1993-95
	Chris Pollack	1986-87
	Doug Little	1983-86
3	Matt Lynch	2000-03
	Chris Roberts	1990-92
	Clyde Keller	1988-89
	Ray Revak	1984-85
	Dick Wiggins	1979-80
2	11 tied with 2	

HOME RUNS ALLOWED

49	Doug Little	1983-86
41	Jeff Gray	1981-84
38	Matt Lynch	2000-03
37	Richie Lewis	1985-87
35	Sean Gilmartin	2009-11
34	Blair Varnes	1999-02
32	Mike Loynd	1983-86
31	Chuck Howell	1994-97
25	Jon McDonald	1998-00
24	Bryan Henry	2005-07

ERA (200+ IP)

1.43	Gene Ammann	1968-70
1.79	Wayne Vincent	1966-68
1.88	Marv Stringfellow	1965-67
2.18	Jonathan Johnson	1993-95
2.25	Danny O'Brien	1973-75
2.37	Paul Wilson	1992-94
2.40	Larry Jones	1974-77
2.58	Bill Fuller	1970-73
2.56	Daniel Hodges	2000-03
2.60	Bryan Henry	2005-07

ERA (100-199 IP)

0.93	Pat Osburn	1970
1.27	Steve Mastin	1968
2.10	John Nedeau	1990-93
2.37	Mike Slade	1968-70
2.64	Terry Farmer	1973-74
2.65	David Yocum	1994-95
2.69	Tim Davis	1991-92
2.76	Jackie Smith	1976-77
2.76	Dave Price	1971-73
2.79	Lin Garrett	1967-68

ERA (50-99 IP)

1.30	Mac Scarce	1970-71
1.30	Craig Skok	1968-69
1.60	John Ferguson	1969-70
1.79	Tom Henson	1969-70
1.83	George Lott	1968-69
1.88	Mike Reibling	1967-69
2.05	Carl Gromek	1969-70
2.08	Barry McQueen	1971
2.21	LaDon Boyd	1967
2.26	Mike Davis	1995

SEASON BATTING

GAMES PLAYED

84	Paul Sorrento	1984
	Frank Fazzini	1984
82	Luis Alicea	1985
	Luis Alicea	1984
81	Frank Fazzini	1985
	Eric Mangham	1985
80	Bien Figuero	1985
78	Paul Sorrento	1985
	Jose Marzan	1984
	Mike Fuentes	1981

AT BATS

357	Luis Alicea	1985
332	Frank Fazzini	1985
327	Luis Alicea	1984
320	Bien Figueroa	1985
317	Frank Fazzini	1984
312	Jeff Ledbetter	1982
307	Jose Marzan	1986
301	Chris Smith	2000
	Marshall McDougall	1999
	Matt Diaz	1999

RUNS SCORED

110	J.D. Drew	1997
109	Frank Fazzini	1985
105	Jeff Ledbetter	1982
104	Marshall McDougall	1999
102	Bien Figuero	1985
100	Luis Alicea	1985
99	Mark Barineau	1982
97	Jody Reed	1983
96	Shane Robinson	2005
94	Luis Alicea	1986

HITS

137	Frank Fazzini	1985
126	Marshall McDougall	1999
122	Shane Robinson	2005
121	John-Ford Griffin	2000
119	Jeff Ledbetter	1982
	Buster Posey	2008
118	Bien Figueroa	1985
116	Bien Figueroa	1986
	Luis Alicea	1985
114	Matt Diaz	1999



SEMINOLES' TOP TEN

CONSECUTIVE GAME HITS

40	Shane Robinson	2004-05
34	J.D. Drew	1997
33	Marshall McDougall	1999
	Ryan Barthelemy	2002
28	Brad Parker	1988
27	Luis Alica	1984
26	Shane Robinson	2006
24	Rick Figuero	1982
	James Ramsey	2011

DOUBLES

36	Jeremy Morris	1996
33	John-Ford Griffin	2000
	Tony Thomas, Jr.	2007
30	John-Ford Griffin	2001
29	Don DeLoach	1980
28	Chris Smith	2000
27	Brian Cox	1998
26	Tyler Holt	2010
	Marshall McDougall	1999
	Tony McQuade	2002
	Tony Richie	2003
	Nandy Serrano	1991
	Devon Travis	2011

TRIPLES

9	Luis Alica	1985
	Dick Gold	1969
8	Stephen Drew	2003
	Randy Hodges	1994
	Mark Lacy	1982
7	Dave Moates	1969
6	James Ramsey	2010
	Tony Thomas, Jr.	2007
	Jeremy Morris	1997
	Mickey Lopez	1993
	Edwin Alica	1988
	Luis Alica	1984
	Mark Barineau	1982
	Ron Cash	1971
	Mike Easom	1969

HOME RUNS

42	Jeff Ledbetter	1982
32	Frank Fazzini	1985
31	J.D. Drew	1997
29	Frank Fazzini	1984
28	Marshall McDougall	1999
27	Mike Fuentes	1981
26	Chris Cawthon	1982
	Buster Posey	2008
25	Jeremy Morris	1997
23	Jeff Ledbetter	1981

RUNS BATTED IN

124	Jeff Ledbetter	1982
118	Frank Fazzini	1985
116	Jeremy Morris	1997
106	Marshall McDougall	1999
103	Chris Cawthon	1982
100	J.D. Drew	1997
95	Jeff Ledbetter	1981
94	Ryan Barthelemy	2002
	Matt Diaz	1999
	J.D. Drew	1996

TOTAL BASES

273	Jeff Ledbetter	1982
263	Frank Fazzini	1985
242	Marshall McDougall	1999
226	Buster Posey	2008
224	J.D. Drew	1997
212	Frank Fazzini	1984
207	Matt Diaz	1999
200	John-Ford Griffin	2001
198	Jeremy Morris	1997
197	Mike Fuentes	1981

ON BASE PCT.

.604	J.D. Drew	1997
.566	Buster Posey	2008
.552	Tony Thomas, Jr.	2007
.542	John-Ford Griffin	2001
.539	Lionel Martinez	1980
.521	Neil Martin	1959
.520	Tyler Holt	2009
.517	Bob Clem	1959
.508	J.D. Drew	1996
.507	Mark Barineau	1982

STOLEN BASES

51	Edwin Alica	1988
49	Shane Robinson	2005
48	Mark Gilbert	1978
43	Marc Ronan	1989
41	Eric Mangham	1986
39	Edwin Alica	1987
	Jose Marzan	1987
36	Mark Barineau	1982
34	Tyler Holt	2009
	Brett Groves	2000
	Ronald Lewis	1987
	Marc Ronan	1987

WALKS

84	J.D. Drew	1997
80	Mark Barineau	1982
	Lionel Martinez	1980
77	Ed Fulton	1987
75	Paul Sorrento	1984
	Lionel Martinez	1981
71	Edwin Alica	1988
68	Brooks Badeaux	1998
	Jody Reed	1984
	Jody Reed	1983

STRIKEOUTS

75	Tony Thomas, Jr.	2005
74	Frank Fazzini	1984
	Kenny Felder	1991
	Justin Gonzalez	2011
72	Kevin Cash	1999
66	Tony Thomas, Jr.	2006
64	Ty Mueller	1991
62	Ty Mueller	1992
61	Kevin Cash	1998
	Matt Diaz	1998

TOUGHEST TO STRIKEOUT

.034	Ray Bazzell, 87/3	1960
.037	Mike Augustine, 136/5	1964
.040	Dale Koch, 100/4	1958
.042	Craig Patterson, 239/10	1979
.048	Rick Snyder, 227/11	1973
.049	Mike Augustine, 163/8	1963
.055	Roy Mewbourne, 128/7	1967
	Randy Davidson, 218/12	1975
.056	Dick Howser, 89/5	1958
	Gary Sprague, 195/11	1966

TOTAL SACRIFICES

22	Aaron Cheesman	2005
19	Mark Barineau	1983
17	Mark Hallberg	2007
	Jose Zabala	1998
15	Randy Hodges	1995
14	Devon Travis	2010
	Mike Martin, Jr.	1994
13	Geoff Sprague	1997
	Nandy Serrano	1992
	Stuart Tapley	2009

HIT BY PITCH

24	Jose Zabala	1997
23	Karl Jernigan	2001
20	Karl Jernigan	2000
15	Bryan Zech	2002
14	Mark Barineau	1983
	Jerrod Brown	2002
	Jerrod Brown	2001
	Matt Diaz	1999
	Kenny Felder	1991
	Justin Gonzalez	2011
	Tommy Oravetz	2009
	Jose Zabala	1998
	Bryan Zech	2001

BATTING AVG. (200+ AB)

.463	Buster Posey	2008
.455	J.D. Drew	1997
.450	John-Ford Griffin	2001
.430	Tony Thomas, Jr.	2007
.427	Shane Robinson	2005
.419	Marshall McDougall	1999
.413	Frank Fazzini	1985
.408	Mike Fuentes	1980
.403	John-Ford Griffin	2000
.402	Stephen Drew	2002

BATTING AVG. (101-199 AB)

.436	John-Ford Griffin	1999
	Bob Clem	1959
.404	Ken Suarez	1964
.399	Mike Augustine	1963
.391	Joe Hicks	1976
.387	Steve Nedea	1994
.386	Mike Easom	1968
	Dick Howser	1956
.384	Tom Cook	1968
.383	Stuart Tapley	2008



SEMINOLES' TOP TEN

BATTING AVG. (50-100 AB)

.415	Riley Sweeney	1955
.394	Robert Rosell	1956
.392	Fred Twomey	1955
.387	Stephen Cardullo	2008
.383	Bob Clem	1960
.368	Billy Cooter Mills	1954
.365	Owen McCarron	1958
.364	Dick Howser	1957
.363	John Cook	1992
.362	Lamar Brown	1949

SLUGGING PCT. (200+ AB)

.961	J.D. Drew	1997
.879	Buster Posey	2008
.875	Jeff Ledbetter	1982
.804	Marshall McDougall	1999
.797	John-Ford Griffin	2001
.792	Jeremy Morris	1997
	Frank Fazzini	1985
.779	Jim Weaver	1980
.770	Fred Twomey	1955
.759	J.D. Drew	1996

SLUGGING PCT. (50-199 AB)

.815	Terry Kennedy	1976
.779	Jim Weaver	1980
.768	Mike McGee	2009
.732	Marc Giorando	1987
.723	Jeff Ledbetter	1979
.682	Joe Hicks	1976
.674	Tom Cook	1968
.641	Mark Lacy	1981
.639	Steven Morgan	1996
.620	Daniel Wardell	2003

SEASON PITCHING

APPEARANCES

46	Kevin Lynch	2005
41	Bruce Tanner	1983
39	Daniel Bennett	2011
	Tyler Chambliss	2005
	Matt DiBlasi	2005
	Daniel Hodges	2003
38	Jimmy Marshall	2008
37	Doug Treadway	1984
36	Rhett James	2003
	Daniel Hodges	2002
	Chris Chavez	1999

GAMES STARTED

24	Mike Loynd	1986
23	Doug Little	1984
21	Randy Choate	1996
	Roger Bailey	1992
	Doug Little	1985
20	Matt Lynch	2002
	Blair Varnes	2000
	Mike Zeigler	2000
	Jon McDonald	2000
	Jon McDonald	1999
	Nick Stocks	1999
	Jonathan Johnson	1994

RELIEF APPEARANCES

46	Kevin Lynch	2005
41	Bruce Tanner	1983
39	Daniel Bennett	2011
	Tyler Chambliss	2005
	Matt DiBlasi	2005
	Daniel Hodges	2003
38	Jimmy Marshall	2008
36	Rhett James	2003
	Daniel Hodges	2002
35	Daniel Bennett	2010

COMPLETE GAMES

12	Brooks Carey	1978
10	Dick Wiggins	1979
10	George Lott	1969
9	Paul Wilson	1994
	Gar Finnvoid	1990
8	Richie Lewis	1986
	Gene Ammann	1969
7	Jonathan Johnson	1995
	Richie Lewis	1987
	Doug Little	1983
	Jim Riley	1978

INNINGS

164.2	Mike Loynd	1986
161.1	Doug Little	1984
151.1	Doug Little	1985
150.0	Randy Choate	1996
	Richie Lewis	1987
143.0	Paul Wilson	1994
139.1	Roger Bailey	1992
136.1	Gar Finnvoid	1990
134.2	Randy Choate	1997
134.1	Gar Finnvoid	1989

WALKS

88	Richie Lewis	1987
72	Richie Lewis	1986
	Richie Lewis	1985
69	Roger Bailey	1992
63	Mike Loynd	1985
58	Al Beccaccio	1963
57	Jonathan Johnson	1994
	Mike Loynd	1986
56	Doug Little	1983
55	Gene Ammann	1969

WALKS PER 9 INNINGS

1.13	Jeff Hill	1969
1.21	Daniel Hodges	2003
1.34	Frank Davis	1960
1.33	George Lott	1969
1.48	Rod Byerly	1987
1.41	John Bentley	1998
1.42	Daniel Hodges	2002
1.57	Sean Gilmartin	2011
1.65	Blair Varnes	1999
1.69	Blair Varnes	2002

STRIKEOUTS TO WALKS

6.19	Sean Gilmartin	2011
6.00	Jeff Hill	1969
5.58	Frank Davis	1960
5.43	Daniel Hodges	2003
5.36	George Lott	1969
5.33	Rod Byerly	1987
5.29	Eddie Cannon	2003
5.23	Steve Mastin	1968
5.05	Bill Fuller	1971
5.03	Paul Wilson	1994

STRIKEOUTS

223	Mike Loynd	1986
202	Richie Lewis	1986
196	Richie Lewis	1987
161	Paul Wilson	1994
149	Mike Zeigler	2000
142	Tim Davis	1992
139	Nick Stocks	1999
138	John Wasdin	1993
137	Jonathan Johnson	1994
136	Gar Finnvoid	1990

STRIKEOUTS PER 9 INNINGS

15.00	Mac Scarce, 36.0/60	1971
14.24	Richie Lewis, 127.2/202	1986
13.73	Chris Whidden, 39.1/60	1999
13.50	Luke Tucker, 34.0/51	2006
13.24	Matt Dunbar, 52.1/77	1988
13.23	Mac Scarce, 33.1/49	1970
12.86	Jerry Boxer, 63.0/90	1957
12.82	Tony Avitable, 86.1/123	1956
12.63	Danny Rosen, 45.2/64	2007
12.48	Ricky Kimball, 48.1/67	1991

HITS ALLOWED

167	Doug Little	1984
137	Doug Little	1986
136	Mike Loynd	1986
135	Doug Little	1985
134	Sean Gilmartin	2010
132	Matt Lynch	2002
129	Randy Choate	1996
127	Roger Bailey	1992
126	Blair Varnes	2000
124	Dick Wiggins	1979

RUNS ALLOWED

95	Doug Little	1984
81	Doug Little	1986
73	Sean Gilmartin	2010
	Mike Loynd	1984
67	Richie Lewis	1987
66	Jon McDonald	2000
	Jeff Gray	1984
64	Blair Varnes	2000
63	Randy Choate	1997
	Mike Loynd	1986
	Kevin Smith	1985

EARNED RUNS ALLOWED

79	Doug Little	1984
65	Sean Gilmartin	2010
56	Mike Loynd	1984
	Doug Little	1984
54	Randy Choate	1997
	Ray Revak	1984
53	Jon McDonald	1998
	Jeff Gray	1983
	Clem Freeman	1981
52	Matt Lynch	2002

SEMINOLES



SEMINOLES' TOP TEN

SAVES

18	Mac Scarce	1971
15	Daniel Bennett	2011
	Tyler Chambliss	2005
13	Mike McGee	2010
12	Daniel Hodges	2003
	Daniel Hodges	2002
11	Justin Lord	2001
	Brad Gregory	1990
10	Jimmy Marshall	2009
9	Eric Roman	2002
	Mike DiBlasi	1999
	Tim Davis	1992
	Ricky Kimball	1990
	Ricky Kimball	1989
	Doug Treadway	1984
	Bruce Tanner	1983
	Luke Tucker	2006

WINS

20	Mike Loynd	1986
16	Doug Little	1985
15	Randy Choate	1996
	Roger Bailey	1992
	Gar Finnvoid	1990
	Richie Lewis	1987
14	Bryan Henry	2007
	Richie Lewis	1986
13	Matt Lynch	2003
	Matt Lynch	2002
	Nick Stocks	1999
	Randy Choate	1997
	Paul Wilson	1994
	Clyde Keller	1989
	Mike Loynd	1985
	Brooks Carey	1978

ERA (101+ IP)

0.66	Gene Ammann	1970
0.92	Pat Osburn	1970
1.27	Gene Mastin	1968
1.48	Danny O'Brien	1975
1.51	Wayne Vincent	1966
1.62	Wayne Vincent	1969
1.68	Jonathan Johnson	1993
1.94	Larry Jones	1975
2.08	Paul Wilson	1994
2.08	Gene Ammann	1969

ERA (50-100 IP)

1.32	Jack Bristol	1958
1.34	Craig Skok	1969
1.46	Scooby Morgan	1995
1.46	Eddie Howell	1966
1.60	Frank Davis	1959
1.60	Frank Slusser	1958
1.70	George Lott	1969
1.86	Al Beccaccio	1963
1.88	Matt Dunbar	1988
1.92	Danny O'Brien	1978

SHUTOUTS

4	Paul Wilson	1993
3	Clyde Keller	1989
	Ray Revak	1984
2	Jonathan Johnson	1995
	Paul Wilson	1994
	Chris Roberts	1991
	Gar Finnvoid	1990
	Chris Pollack	1987
	Chris Pollack	1986
	Doug Little	1985
	Jeff Gray	1982
	Dick Wiggins	1980
	Ken Fischer	1980
	Brooks Carey	1978
	George Lott	1969
	Craig Skok	1969

*ACC Record

+Most by a Freshman

TEAM SEASON BATTING

AT BATS

AB	GAMES	YEAR
2872	82	1985
2866	84	1984
2644	81	1981
2601	74	2002
2563	74	1982
2554	72	2000
2540	73	1998
2539	71	1999
2498	75	1994
2464	74	1986

RUNS

RUNS	GAMES	YEAR
786	82	1985
752	74	1982
663	68	2008
655	74	1986
645	71	1999
644	84	1986
638	74	2002
	73	1998
	79	1981
635	67	1997

HITS

HITS	GAMES	YEAR
947	82	1985
869	68	2008
839	74	1982
833	84	1984
831	71	1999
822	74	2002
814	72	2000
807	79	1981
801	74	1986
789	62	2007

DOUBLES

2B	GAMES	YEAR
182	72	1990
180	72	2000
179	74	2002
176	71	1999
172	62	2007
163	63	2009
	68	2008
161	68	2003
	66	2001
	70	1992

TRIPLES

3B	GAMES	YEAR
35	68	1972
	52	1969
34	75	1994
33	74	1982
30	59	1970
29	63	1980
	52	1966
28	59	1973
27	73	1987
26		3 tied with 26

HOME RUNS

HR	GAMES	YEAR
146	82	1985
131	74	1982
114	67	1997
113	79	1981
111	71	1999
103	68	2008
99	84	1984
94	73	1987
	63	1980
89	63	2009
	74	1983

RUNS BATTED IN

RBI	GAMES	YEAR
698	82	1985
658	74	1982
603	68	2008
592	71	1999
588	74	2002
565	74	1986
564	67	1997
561	79	1981
560	73	1998
550	63	1980

TOTAL BASES

TB	GAMES	YEAR
1580	82	1985
1457	74	1982
1385	68	2008
1370	71	1999
1326	79	1981
1315	84	1984
1293	74	2002
1280	72	2000
1257	67	1997
1243	74	1986



SEMINOLES' TOP TEN

SLUGGING PCT.

%	GAMES	YEAR
.568	74	1982
.565	68	2008
.558	63	1980
.550	82	1985
.540	71	1999
.536	63	2009
.533	67	1997
.516	61	1979
.515	62	2007
.504	74	1986

WALKS

BB	GAMES	YEAR
555	84	1984
524	74	1982
500	82	1985
483	74	1983
458	73	1987
449	74	1986
444	72	1989
435	68	2008
426	63	1980
422	72	1988
	79	1981

STRIKEOUTS

SO	GAMES	YEAR
527	71	1999
520	84	1984
504	73	2005
500	73	1998
490	65	2011
489	68	2010
476	74	2002
475	63	2009
472	68	2004
467	67	1997

HIT BY PITCHES

HP	GAMES	YEAR
97	66	2001
94	74	2002
86	72	2000
84	73	1998
80	65	2011
78	71	1999
77	68	2003
75	73	2005
	68	2008
74	68	2004
	67	1997

SACRIFICE FLIES

SF	GAMES	YEAR
47	73	2005
46	63	2009
45	68	2008
44	68	2010
	84	1984
42	66	2001
41	69	1996
40	68	2004
	74	2002
	74	1986

SACRIFICE HITS

SH	GAMES	YEAR
62	73	2005
53	75	1994
41	69	1996
39	73	1987
38	65	1993
37	65	2006
	67	1997
36	68	2010
	68	2004
	68	2003
	73	1998

LEFT ON BASE

LOB	GAMES	YEAR
724	84	1984
649	68	2008
631	73	2005
627	82	1985
614	71	1999
610	74	2002
604	74	1983
602	72	2000
601	65	2011
585	79	1981

STOLEN BASES

SB	GAMES	YEAR
232	73	1987
197	69	1988
184	74	1986
165	72	1990
162	69	1995
	72	1989
160	67	1997
132	75	1994
129	74	1983
124	69	1996

STOLEN BASES ATTEMPTED

SBA	GAMES	YEAR
303	73	1987
249	74	1986
246	72	1990
242	69	1988
226	72	1989
207	69	1995
202	67	1997
192	75	1994
184	71	1991
182	65	1993

BATTING AVG. (MIN. 50 GAMES)

BA	GAMES	YEAR
.355	68	2008
.350	62	2007
.337	63	1980
.330	82	1985
.327	71	1999
	74	1982
.325	74	1986
.322	69	1996
.321	63	2009
.319	72	2000
	61	1979

TEAM SEASON PITCHING

EARNED RUN AVG.

ERA	GAMES	YEAR
1.49	59	1970
1.98	52	1969
2.07	59	1975
2.27	41	1968
2.48	44	1967
2.72	69	1995
2.76	57	1971
2.89	59	1973
2.90	65	1993
2.96	68	2003

OPPONENT BATTING AVG.

BA	GAMES	YEAR
.186	59	1970
.198	59	1975
.207	53	1976
.208	57	1971
.214	52	1966
.215	41	1968
.218	59	1973
.219	52	1969
.220	46	1967
.226	69	1995

SAVES

SV	GAMES	YEAR
29	72	1990
27	57	1971
24	65	2011
22	74	2002
21	68	1972
20	68	2010
18	74	1986
	73	2005
17	71	1999
	71	1991
	82	1985
	79	1981
	59	1973
	66	2001

INNINGS PITCHED

IP	GAMES	YEAR
738.0	84	1984
711.2	82	1985
665.2	79	1981
660.2	74	2002
659.0	75	1994
649.2	73	2005
648.2	72	2000
647.2	79	1989
647.0	73	1998
639.0	73	1987

COMPLETE GAMES

CG	GAMES	YEAR
27	52	1969
25	59	1975
24	61	1979
23	63	1979
22	62	1978
	59	1970
21	74	1986
19	68	1972
16	75	1994
	63	1980

SEMINOLES



SEMINOLES' TOP TEN

SHUTOUTS

SHO	GAMES	YEAR
15	59	1975
	59	1970
12	72	1989
11	69	1995
	59	1973
10	82	1985
	57	1971
9	41	1968

HITS ALLOWED

HITS	GAMES	YEAR
756	84	1984
716	79	1981
686	74	2002
653	82	1985
650	72	1990
629	73	2005
617	68	2004
609	67	1997
605	73	1998
602	69	1988

RUNS ALLOWED

RUNS	GAMES	YEAR
464	84	1984
407	79	1981
406	82	1985
376	68	2004
375	74	1982
355	63	2009
351	74	2002
356	68	2010
344	68	2008
337	73	1998

EARNED RUNS ALLOWED

ER	GAMES	YEAR
367	84	1984
319	79	1981
295	74	1982
294	82	1985
292	68	2010
291	74	2002
285	68	2004
281	63	2009
278	67	1997
276	68	2008

HOME RUNS ALLOWED

HR	GAMES	YEAR
94	63	1980
82	84	1984
78	82	1985
65	74	1983
64	63	2009
63	68	2010
61	67	1991
60	73	1998
	74	1986
57	74	1981

WALKS

BB	GAMES	YEAR
371	82	1985
340	68	1972
330	73	1998
319	74	1982
315	74	1983
310	84	1984
	79	1981
303	63	2009
294	70	1992
287	73	1987

STRIKEOUTS

SO	GAMES	YEAR
718	74	1986
680	75	1994
662	71	1999
657	72	1989
637	71	1991
631	72	2000
629	70	1992
628	69	1995
620	65	1993
612	73	1987

PICKOFFS

PO	GAMES	YEAR
23	63	1974
22	84	1984
21	69	1988
20	68	2010
19	68	2008
18	68	2003
	63	1980
16	59	1973
15	63	2009
	66	2001

FIELDING PCT.

	%	PO+A	E	YEAR
1.	.975	2300	60	2007
2.	.973	2872	81	1994
3.	.972	2469	71	2011
4.	.969	2531	80	2010
5.	.969	2536	81	1993
6.	.968	2660	89	1991
7.	.967	2770	95	2005
8.	.967	2500	86	2006
9.	.966	2838	100	1998
10.	.966	2781	99	2002

BATTING CHAMPIONS

YR	BATTER	AVG	H	AB
1948	Jack Wilson	.298	20	67
1950	Ron Melton	.361	30	83
1951	Lee Bailey	.352	32	91
1952	Ralph Blinn	.317	20	63
1953	John Cuesta	.353	30	85
1954	Billy "Cooter" Mills	.368	32	87
1955	Jim SeEVERS	.415	27	65
1956	Dick Howser	.415	27	65
1957	Dick Howser	.364	32	88
1958	Owen McCarron	.365	35	96
1959	Bob Clem	.436	44	101
1960	Bob Clem	.383	36	94
1961	Jack Dull	.370	40	108
1962	Woody Woodward	.365	54	148
1963	Mike Augustine	.399	65	163
1964	Ken Suarez	.404	44	109
1965	Gary Nichols	.333	29	87
1966	Gary Sprague	.369	74	195
1967	Bob Cauty	.340	18	53
1968	Mike Easom	.386	56	145
1969	Dick Nichols	.336	45	138
1970	Dick Nichols	.338	80	237
1971	Ron Cash	.352	58	165
1972	Tom Rosa	.338	69	204
1973	Tom Rosa	.317	66	208
1974	Juan Bonilla	.351	82	232
1975	Steve Tebbetts	.374	76	203
1976	Joe Hicks	.391	45	115
1977	Carlos Lezcano	.346	63	182
1978	Blane McDonald	.393	79	201
1979	Craig Patterson	.397	95	239
1980	Mike Fuentes	.408	95	232
1981	Mike Fuentes	.353	106	300
1982	Jeff Ledbetter	.381	119	312
1983	Frank Fazzini	.366	86	235
1984	Paul Sorrento	.349	103	295
1985	Frank Fazzini	.413	137	332
1986	Luis Alicea	.392	112	286
1987	Marc Giordano	.382	47	123
1988	Barry Blackwell	.348	79	227
1989	Bob Reboin	.333	67	190
1990	Rob Bargas	.376	79	210
1991	Eduardo Perez	.370	105	284
1992	Link Jarrett	.325	81	249
1993	Doug Mientkiewicz	.327	67	205
1994	Doug Mientkiewicz	.344	90	262
1995	Doug Mientkiewicz	.371	92	248
1996	J.D. Drew	.386	93	241
1997	J.D. Drew	.455	106	233
1998	Brian Cox	.393	112	285
1999	Marshall McDougall	.419	126	301
2000	John-Ford Griffin	.403	121	300
2001	John-Ford Griffin	.450	113	251
2002	Stephen Drew	.402	82	204
2003	Eddy Martinez-Esteve	.371	69	186
2004	Eddy Martinez-Esteve	.385	104	270
2005	Shane Robinson	.427	122	286
2006	Shane Robinson	.361	97	269
2007	Tony Thomas, Jr.	.430	111	258
2008	Buster Posey	.463	119	257
2009	Tyler Holt	.401	95	237
2010	Tyler Holt	.355	92	259
2011	James Ramsey	.364	91	250

NO HITTERS

- 1958—Frank Slusser vs. Miami (18-0)
- 1967—Wayne Vincent vs. Georgia Southern (7-1)
- 1968—Jeff Hill vs. Springfield (18-0)
- 1968—Gene Ammann and Lin Garrett vs. Wake Forest (3-0)
- 1970—Gene Ammann vs. South Florida (7-0)
- 1977—Mike McLeod vs. Olivet (23-0)
- 1988—Jerry Nielsen vs. Baptist (7-0)
- 1998—Chris Chavez vs. Charleston Southern (13-0)



YEAR-BY-YEAR STATISTICS

BATTING

YEAR	G	AB	R	H	RBI	AVG	2B	3B	HR	TB	SLG	BB	SO	SB	CS	SH	SF	HBP
2011	65	2250	474	660	428	.293	152	9	61	1013	.450	381	490	76	20	23	34	80
2010	68	2291	543	688	485	.300	147	22	86	1137	.496	402	489	97	18	36	44	61
2009	63	2152	550	691	496	.321	163	16	89	1153	.536	386	475	94	28	33	46	68
2008	68	2450	663	869	603	.355	163	22	103	1385	.565	435	435	68	37	32	45	75
2007	62	2256	562	789	499	.350	172	21	53	1162	.515	308	330	75	20	33	35	66
2006	65	2268	483	677	440	.299	125	18	69	1045	.461	319	450	99	29	37	36	70
2005	73	2421	484	706	446	.292	150	18	55	1057	.437	396	504	113	35	62	47	75
2004	68	2393	530	732	473	.306	145	24	81	1168	.488	347	472	89	18	36	40	74
2003	68	2362	574	727	509	.308	161	19	81	1169	.495	371	416	98	27	36	32	77
2002	74	2601	638	822	588	.316	179	20	84	1293	.497	380	476	82	31	26	40	94
2001	66	2287	500	703	443	.307	161	17	67	1099	.481	313	410	101	36	18	42	97
2000	72	2554	573	814	522	.319	180	20	82	1280	.501	362	449	80	28	15	33	86
1999	71	2539	645	831	592	.327	176	15	111	1370	.540	408	527	89	29	12	26	78
1998	73	2540	638	779	560	.307	160	19	85	1232	.485	395	500	94	34	36	37	84
1997	67	2360	635	736	564	.312	145	17	114	1257	.533	403	467	160	42	37	29	74
1996	69	2310	596	744	525	.322	152	22	66	1138	.493	370	436	124	41	41	41	52
1995	69	2344	561	686	506	.293	127	23	69	1066	.455	396	437	162	45	34	37	49
1994	75	2498	508	739	454	.296	153	34	48	1104	.442	347	429	132	60	53	31	55
1993	65	2141	424	599	366	.280	111	13	48	880	.411	361	449	120	62	38	28	40
1992	70	2354	472	706	412	.300	161	17	49	1048	.445	301	453	105	54	26	35	53
1991	71	2462	543	733	468	.298	154	12	76	1139	.463	335	443	116	68	20	25	61
1990	72	2427	555	742	475	.306	182	18	44	1092	.450	407	393	165	81	23	36	39
1989	72	2391	513	693	428	.290	109	10	55	987	.413	444	422	162	64	29	36	37
1988	69	2292	567	690	482	.302	99	19	63	1018	.443	422	415	197	45	33	32	48
1987	73	2419	579	742	495	.307	125	27	94	1203	.493	458	387	232	71	39	31	29
1986	74	2464	655	801	565	.325	150	20	84	1243	.504	449	365	184	65	31	40	23
1985	82	2872	786	947	698	.330	143	26	146	1580	.550	500	415	120	34	20	38	34
1984	84	2866	644	833	561	.291	149	18	99	1315	.459	555	520	116	65	25	44	46
1983	74	2440	593	737	518	.302	139	15	89	1173	.481	483	320	129	45	30	36	42
1982	74	2563	752	839	658	.327	159	33	131	1264	.568	524	305	121	26	13	33	38
1981	79	2664	638	807	561	.303	148	16	113	1326	.498	422	337	94	25	8	38	31
1980	63	2100	630	708	550	.337	124	24	94	1142	.558	426	266	101	24	11	30	27
1979	61	1970	494	629	435	.319	105	18	82	1016	.512	335	266	94	16	11	35	22
1978	62	1989	457	614	367	.309	93	18	49	890	.447	318	282	104	25	24	22	23
1977	50	1696	380	459	326	.271	70	21	61	777	.458	275	282	105	18	16	28	18
1976	53	1708	453	524	378	.307	92	19	64	846	.495	334	263	87	21	15	24	19
1975	59	1999	371	599	321	.300	96	20	48	879	.440	262	246	118	30	21	29	16
1974	63	2032	320	545	279	.268	74	14	27	728	.358	271	238	68	22	10	21	13
1973	59	1975	331	570	273	.289	90	28	22	782	.396	272	259	96	41	21	21	20
1972	68	2305	473	670	403	.291	101	35	46	979	.425	365	334	78				
1971	57	1875	341	528	301	.282	74	26	46	792	.422	251	253	75				
1970	59	1995	361	553	302	.277	65	30	23	747	.374	293	268	90				
1969	52	1769	303	483	257	.273	59	35	31	705	.399	217	336	69				
1968	41	1398	281	397	233	.284	49	26	29	585	.418	216	260	50				
1967	46	1474	214	345	173	.234	50	11	20	477	.324	213	215	57				
1966	52	1808	417	541	354	.294	80	29	52	828	.458	277	226	105				
1965	44	1475	301	414	273	.281	60	24	37	633	.429	188	217	44				
1964		— not available —																
*1963	32	1104	210	314	167	.284	42	12	18	421	.381	115	157	17				
*1962	28	1011	209	307	164	.304	47	15	27	465	.460	143	133	60				
*1961	25	904	195	278	161	.308	28	15	14	378	.418	129	129	44				
1960		— not available —																
*1959	26	904	202	261	165	.289	38	7	13	352	.389	179	144	31				
*1958	24	847	186	251	158	.296	34	18	15	366	.432	87	115	60				



YEAR-BY-YEAR STATISTICS

PITCHING & FIELDING

YEAR	W-L-T	SV	ERA	CG	SHO	IP	H	R	ER	BB	SO	HBP	PO	A	E	FLD%	
2011	46-19	24	3.81	1	6	584.0	539	290	247	243	493	48	1752	717	71	.972	
2010	48-20	20	4.39	0	2	598.2	597	356	292	272	544	60	1796	735	80	.969	
2009	45-18	13	4.58	2	0	551.2	532	355	281	303	468	65	1655	698	97	.960	
2008	54-14	15	4.16	2	3	597.0	578	344	276	266	504	61	1791	657	103	.960	
2007	45-13	13	3.57	0	5	552.0	502	259	219	211	482	58	1656	644	60	.975	
2006	44-21	13	3.54	2	7	587.0	572	296	231	228	519	59	1761	739	86	.967	
2005	53-20	18	3.53	2	2	649.2	629	322	255	249	538	65	1949	821	95	.967	
2004	45-23	13	4.23	2	3	606.1	617	376	285	221	501	70	1819	708	124	.953	
2003	54-13-1	13	2.96	2	9	613.2	563	276	202	187	569	33	1841	734	95	.964	
2002	60-14	22	3.96	4	4	660.2	686	351	291	181	522	55	1982	799	99	.966	
2001	47-19	17	3.47	3	4	588.1	598	301	227	204	520	66	1765	633	115	.954	
2000	53-19	12	3.23	7	6	648.2	599	303	233	244	631	51	1946	801	119	.958	
1999	57-14	17	3.18	2	2	633.0	542	270	224	268	662	53	1899	748	102	.963	
1998	53-20	14	3.78	7	7	647.0	605	337	272	330	557	53	1941	897	100	.966	
1997	50-17	16	4.13	7	3	606.1	609	331	278	242	580	51	1819	773	108	.960	
1996	52-17	12	3.55	9	3	598.0	549	296	236	284	523	60	1794	770	108	.960	
1995	53-16	9	2.72	12	7	621.1	514	249	188	259	628	48	1864	808	101	.964	
1994	53-22	14	3.09	16	8	659.0	568	271	226	258	680	46	1977	895	81	.973	
1993	46-19	11	2.90	10	8	589.0	509	229	190	254	620	35	1767	769	81	.969	
1992	49-21	15	3.02	14	7	617.2	524	267	207	294	629	32	1853	789	118	.957	
1991	57-14	17	3.37	14	8	637.2	575	273	239	250	637	18	1913	747	89	.968	
1990	57-15	29	3.19	13	5	636.2	650	290	226	215	573	34	1915	864	124	.957	
1989	54-18	15	3.06	10	12	647.2	559	275	220	256	657	27	1942	780	107	.962	
1988	50-18-1	16	3.35	9	3	607.2	602	309	226	256	592	17	1823	698	128	.952	
1987	55-18	15	3.40	15	3	639.0	581	319	242	287	612	16	1917	719	113	.959	
1986	61-13	18	3.64	21	7	637.1	595	333	258	266	718	23	1912	755	115	.958	
1985	59-23	17	3.72	13	10	711.2	653	406	294	371	578	28	2135	894	155	.952	
1984	55-29	16	4.48	13	4	738.0	756	464	367	310	502	22	2212	1126	167	.952	
1983	55-18	13	3.93	11	4	630.0	574	333	275	315	495	20	1890	899	123	.958	
1982	56-17	11	4.18	12	8	634.2	586	375	295	319	492	17	1904	812	123	.957	
1981	56-23	17	4.31	13	3	665.2	716	407	319	310	483	22	—	—	—	.953	
1980	51-12	6	4.07	16	6	521.2	546	306	236	253	317	13	—	—	—	.956	
1979	43-17-1	8	4.27	24	4	501.2	538	272	238	193	314	11	—	—	—	.965	
1978	44-18	7	4.37	22	4	498.1	529	303	242	267	332	23	—	—	—	.951	
1977	37-13	1	3.51	11	4	432.1	375	226	169	241	349	6	1297	445	90	.951	
1976	40-16	6	3.32	15	5	411.2	332	216	159	263	376	21	—	—	—	.949	
1975	49-10	12	2.07	25	15	516.1	366	163	119	241	411	29	1549	598	86	.961	
1974	37-25	10	3.28	23	6	535.1	460	269	195	280	401	18	—	—	—	.954	
1973	38-21	17	2.89	14	11	513.1	413	218	165	272	383	12	—	—	—	.954	
1972	45-23	21	3.52	19	2	594.2	578	325	233	340	382	—	—	—	—	.954	
1971	41-16	27	2.76	9	10	489.2	376	208	150	242	424	—	—	—	—	.954	
1970	49-9-1	—	1.49	22	15	532.1	349	144	88	278	528	—	—	—	—	.954	
1969	39-12-1	—	1.98	27	7	457.2	375	158	101	155	404	—	—	—	—	.954	
1968	35-6	—	2.27	14	9	372.2	296	120	94	149	369	—	—	—	—	.954	
1967	30-14	—	2.48	25	5	245.2	329	155	108	132	330	—	—	—	—	.954	
1966	39-13	—	2.67	—	8	455.2	360	185	135	178	413	—	—	—	—	.954	
1965	32-11-1	—	3.25	—	2	371.1	318	170	134	150	261	—	—	—	—	.954	
1964	—	—	not available	—	—	—	—	—	—	—	—	—	—	—	—	—	.954
*1963	22-10	—	2.61	—	4	276.0	204	124	80	155	157	—	—	—	—	.954	
*1962	17-11	—	4.43	9	0	250.0	269	178	123	152	181	—	—	—	—	.954	
*1961	20-5	—	3.62	12	2	219.0	231	126	88	89	150	—	—	—	—	.954	
1960	—	—	not available	—	—	—	—	—	—	—	—	—	—	—	—	—	.954
*1959	17-9	—	2.47	11	3	233.1	190	111	64	90	179	—	—	—	—	.954	
*1958	19-5	—	2.47	13	2	212.0	165	91	58	82	189	—	—	—	—	.954	

*Regular Season Statistics Only



YEAR-BY-YEAR RECORD

YEAR	COACH	CAPTAINS	W	L	T	RUNS	OPP	BA	OPP
1948	Charlie Armstrong	Ron Nettles	9	8	0	101	121	NA	NA
1949	Charlie Armstrong	Sam Cox	11	8	0	126	103	NA	NA
1950	Charlie Armstrong	Bob Trowbridge	13	7	0	122	104	NA	NA
1951	Charlie Armstrong	Augie Pompelia	13	6	0	161	97	.292	.234
1952	Ralph Matherly	Bob Trowbridge	17	4	0	158	72	.266	.188
1953	Ralph Matherly	Billy "Cooter" Mills	13	10	1	156	254	NA	NA
1954	Ralph Matherly	Bob Hudson	13	8	0	164	102	.269	NA
1955	Danny Litwhiler	Billy Campbell, Bob Hudson	17	6	1	189	98	.321	NA
1956	Danny Litwhiler	Max Long	25	7	0	244	121	.295	NA
1957	Danny Litwhiler	Carlee Hendrix	22	9	0	232	120	.297	NA
1958	Danny Litwhiler	Dick Howser	20	7	0	198	104	.295	.208
1959	Danny Litwhiler	Dale Koch	22	11	0	258	166	.282	.231
1960	Danny Litwhiler	Ray Bazzell	13	9	0	183	136	.313	.254
1961	Danny Litwhiler	Frank Davis, Jack Dull	21	7	0	203	238	.301	.256
1962	Danny Litwhiler	Ray McShane, Bob Madison	23	14	0	254	221	.296	.258
1963	Danny Litwhiler	Al Beccaccio	27	13	0	250	151	.278	.213
1964	Fred Hatfield	Jim Reed	23	13	0	244	171	.273	.247
1965	Fred Hatfield	Gerry Chmielewski	32	11	1	305	179	.281	.253
1966	Fred Hatfield	Dick Fernandez	39	13	0	417	192	.294	.214
1967	Fred Hatfield	Roy Newbourne	30	14	0	214	155	.234	.220
1968	Fred Hatfield	Chuck Cone, Bob Canty	35	6	0	291	120	.284	.215
1969	Jack Stallings	Dick Gold, Mike Easom	39	12	1	303	158	.273	.219
1970	Jack Stallings	Dick Nichols	49	9	1	261	144	.277	.186
1971	Jack Stallings	Harry Saferight, Ron Cash	41	16	0	341	208	.282	.208
1972	Jack Stallings	Ken Doria, Mike Scarce	44	24	0	473	325	.291	.251
1973	Jack Stallings	John Librandi, Denny Williams	38	21	0	331	218	.239	.218
1974	Jack Stallings	Randy Davidson	37	25	0	320	269	.268	.232
1975	Woody Woodward	Randy Davidson	49	10	0	371	162	.300	.198
1976	Woody Woodward	Craig Eaton	40	16	0	467	228	.302	.210
1977	Woody Woodward	Larry Jones	37	13	0	459	375	.271	.231
1978	Woody Woodward	Brooks Carey, Greg Jones	44	18	0	457	303	.309	.269
1979	Dick Howser	Craig Patterson	43	17	1	494	272	.319	.277
1980	Mike Martin	Don DeLoach, Craig Ramsey	51	12	0	630	306	.327	.281
1981	Mike Martin	Mike Fuentes, Rick Hatcher	56	23	0	638	407	.303	.273
1982	Mike Martin	Jeff Ledbetter	56	17	1	752	375	.327	.243
1983	Mike Martin	Mike Yastrzemski, Rick Figueredo	55	18	1	737	574	.302	.243
1984	Mike Martin	Jody Reed, Jeff Gray	55	29	0	644	464	.291	.265
1985	Mike Martin	Frank Fazzini, Jimmy Jones	59	23	0	786	406	.330	.245
1986	Mike Martin	Luis Alicea, Doug Little, Mike Loynd	61	13	0	655	333	.325	.244
1987	Mike Martin	Ed Fulton, Jose Marzan	55	18	0	579	319	.307	.241
1988	Mike Martin	Barry Blackwell, Edwin Alicea	50	18	1	568	309	.302	.257
1989	Mike Martin	Clyde Keller	54	18	0	513	275	.290	.232
1990	Mike Martin	Marc Ronan, Gar Finnvoid	57	15	0	555	290	.306	.263
1991	Mike Martin	Pedro Grifol, Eduardo Perez, Ricky Kimball	57	14	0	543	273	.298	.241
1992	Mike Martin	Chris Roberts, Nandy Serrano, Roger Bailey	49	21	0	472	267	.300	.230
1993	Mike Martin	Ty Mueller, John Wasdin	46	19	0	424	229	.280	.237
1994	Mike Martin	Link Jarrett, Jack Niles	53	22	0	508	271	.296	.233
1995	Mike Martin	Randy Hodges, Mike Martin, Jr. Doug Mientkiewicz	53	16	0	561	249	.293	.226
1996	Mike Martin	Scooby Morgan, Steve Nedeau	52	17	0	596	296	.322	.247
1997	Mike Martin	Jeremy Morris, Scott Zech, Chuck Howell	50	17	0	635	331	.312	.259
1998	Mike Martin	Jeremy Salazar, Brooks Badeaux, Jose Zabala, Brian Cox	53	20	0	638	337	.307	.250
1999	Mike Martin	Chris Chavez, Zach Diaz, Jeremiah Klosterman	57	14	0	645	270	.327	.231
2000	Mike Martin	Mike DiBlasi, John Halliday, Marshall McDougall	53	19	0	573	303	.319	.244
2001	Mike Martin	Karl Jernigan, Brett Groves	47	19	0	500	301	.307	.262
2002	Mike Martin	Ryan Barthelemy, Blair Varnes, Mike Futrell	60	14	0	638	351	.316	.266
2003	Mike Martin	Matt Lynch, Daniel Hodges, Tony Richie	54	13	1	574	276	.308	.241
2004	Mike Martin	Aaron Cheesman	45	23	0	530	376	.306	.260
2005	Mike Martin	Aaron Cheesman	53	20	0	484	322	.292	.255
2006	Mike Martin	Matt DiBlasi, Ryne Malone, Shane Robinson	44	21	0	483	296	.299	.257
2007	Mike Martin	Bryan Henry	45	13	0	562	259	.350	.244
2008	Mike Martin	Buster Posey, Jack Rye	54	14	0	663	344	.355	.253
2009	Mike Martin	Jimmy Marshall, Ruairi O'Connor, Tommy Oravetz	45	18	0	550	355	.321	.256
2010	Mike Martin	Stephen Cardullo, Tyler Holt	48	20	0	543	356	.300	.262
2011	Mike Martin	Mike McGee, Stuart Tapley	46	19	0	474	290	.293	.247



ALL-TIME LETTERMEN

A

Joe Adams	1975
Josh Adeeb	1995
Bobby Alexander	1982
Terry Alexander	1976
Edwin Alicea	1987-88
Luis Alicea	1984-86
Roy Alvarez	1980
Gene Ammann	1968-70
Travis Anderson	2006-07
Bob Armstrong	1992
Johnny Ash	1954-56
Bill Ashford	1982-83
Gary Ashley	1953-56
Al Ashmont	1985
Jim Atwood	1953-56
Mike Augustine	1961-63
Tony Auitable	1953-56
Don Axon	1959

B

Brooks Badeaux	1995-98
Lee Bailey	1951
Roger Bailey	1990-92
Pichi Balet	2000
Blake Balkcom	2003
Jeff Bankston	1972-73
Rob Bargas	1989-90
Mark Barineau	1981-83
Ryan Barthelmy	1999-02
Ron Bartlett	1976-79
Chuck Barton	1964
Joe Baxter	1968-69
Clay Baynham	1976
Harold Bazzell	1953
Ray Bazzell	1957-60
Mason Bean	1972-73
Bill Bearse	1965
Al Beccaccio	1960-62
David Bedingfield	1977
Mike Bell	1994-95
Bob Benda	1976-77
Robert Benincasa	2010-11
Wayne Benner	1952
Daniel Bennett	2010-11
Paul Benson	1960
John Bentley	1997-98, 00-01
Michele Bertoldi	1991
Allen Bevis	1989-92
Chip Bifano	1976-77
Ham Bisbee	1955
Barry Blackwell	1985-88
Garrett Blanton	1989-91
Tony Biasucci	1983
Ralph Blinn	1952-53
Jon Bolin	1990-91
Rich Bombard	1979
Phil Bondack	1962-63
Bob Bondi	1954-57
Jimmy Bonenberger	1997
Juan Bonilla	1974-77

Alex Boston	2004
Rafael Bournigal	1987
Jerry Boxer	1957
Ken Boyce	1954
George Boyd	1949-50
Jayce Boyd	2010-11
LaDon Boyd	1967
Scott Boyd	2000-01
Mike Brady	1987-90
Wil Breton	2011
Mike Bretz	1976-79
Harry Bringger	1951
John Bristol	1955-57
Chris Brock	1989-92
Kevin Brooks	1977-78
Marty Brooks	1965-67
Terry Brooks	1969
Billy Brown	1996
Craig Brown	1969-70
Dave Brown	1974
Forrest Brown	1953-54
Jerrod Brown	2002-03
Lamar Brown	1948-50
Pete Brown	1985
Randy Brown	1964-66
Barret Browning	2005-06
Terry Browning	1968-69
Parker Brunelle	2008-11
Tommy Bryant	1983
Terrell Buckley	1990
Tye Buckley	2010-11
Travis Burge	2006-07
Jeff Burger	1969
Joe Burns	1969
Royce Burt	1949
Jim Busby	1974-75
Thad Busby	1995
Brian Busch	2009-11
Dave Buss	1959-60
Steve Butler	1994-95
Mike Buttery	1994
Rod Byerly	1987-88
Lee Byers	1961-64
Clint Byrd	1998

C

Stephen Cardullo	2007-10
Nick Carfaro	1966
Vince Calandra	1984-85
Howard Calhoun	1948
Billy Campbell	1952-55
Ed Camposano	1968
Eddie Cannon	2003-04
Bob Canty	1966-68
Bill Cappleman	1967
Brooks Carey	1975-78
Bob Carroll	1972-73
Doug Casey	1978-79
Buddy Cash	1950
Kevin Cash	1997-99
Ron Cash	1970-71

Sid Cash	1990-91
Chris Cawthon	1981-82
Leon Chalhub	1964
Brian Chambers	2004-07
Tyler Chambliss	2004-06
Gibbs Chapman	2004-05
Dave Chappel	1974
Chris Chavez	1996-99
Aaron Cheesman	2002-05
Gerald Chmielewski	1963-65
Randy Choate	1995-97
Greg Clayborne	1986-88
Bob Clem	1959-60
Matt Clements	1988-89
Al Cleveland	1969-70
Charles Cleveland	2005-06
Larry Cocks	1969-70
Hal Cohen	1982
Chester Cole	1965-67
Chris Cole	2001
James Colzie	1994
Rick Colzie	1973-74
Chuck Cone	1966-68
Skip Cone	1971-72
Harold Conrad	1948
David Cook	1966-68
John Cook	1992
Tom Cook	1968
Dave Cooper	1976-77
Mike Copps	1957-60
Lee Corso	1954-57
Jerry Couch	1958-59
Mark Coulter	1976-77
Brian Cox	1997-98
Sam Cox	1949
Bob Craft	1966-68
Keith Craig	1980-81
Wes Crawford	1998
Ken Creely	1964-65
Buddy Cribb	1988-90
Charlie Cruz	1992-95
John Cuesta	1953
Mike Cullen	1980-81
Greg Culpepper	1979
Ben Curry	1975-78

D

Dave Dahlen	1963-64
Ohmed Danesh	2007-10
Bill Daniel	1974-75
Jim Daniel	1960-61
Phil Dannunzio	1989
Daniel Davidson	2002-03
Randy Davidson	1974-75
Bret Davis	1988
Frank Davis	1960-61
Hunter Davis	2004
Josh Davis	1996
Mike Davis	1996
Tim Davis	1991-92
Tom Davis	1962-64

Eric Deddens	1983-84
Don DeLoach	1978-81
Tony Delmonico	2008
Greg Dennis	1983
Jim DeVane	1955
Danny Diaz	2005-06
Matt Diaz	1998-99
Zach Diaz	1996-99
Matt DiBlasi	2003-06
Michael DiBlasi	1997-00
Paul Dirks	1962-64
Paul DiToma	1965
Kevin Dodge	1981-82
Jerry Donnaway	1957-58
Ken Doria	1971-72
Danny Dowell	1981-83
Steve Downey	1974
J.D. Drew	1995-97
Stephen Drew	2002-04
John Drews	1974
Jay Drivas	1984
Chip Drobine	1986
Dean Duchak	1965-67
Jack Dull	1960-61
Marc Dunbar	1990-91
Matt Dunbar	1987-90
Chris Dunn	1986
Andrew Durden	2010

E-F

Mike Easom	1966-68
Taiwan Easterling	2010-11
Craig Eaton	1975-76
Frank Echols	1962-63
Scott Edwards	1989
Jon Egertson	1987
Rudy Eigle	1955-58
Mike Eissey	1973-74
Gary Elliott	1961-63
Jack Emerick	1979-80
Mike English	1967-69
Roy Eppley	1985
Donny Erickson	1987-88
Tyler Everett	2008-11
Matt Fairel	2007-08
Sam Fann	1949-50
Terry Farmer	1973-74
Adam Faurot	1995-96
Frank Fazzini	1983-85
Ed Feely	1961
Kenny Felder	1990-92
George Ferguson	1961-62
John Ferguson	1968-70
Dave Fernald	1971-73
Dick Fernandez	1964-66
Joe Fernandez	1953
Robert Ferrar	1962-63
Carl Ferraro	1981
Mike Fields	1978-79
Rick Figueredo	1980-83
Bien Figueroa	1985-86



ALL-TIME LETTERMEN

Gar Finnvold	1989-90
Ken Fischer	1979-82
Robin Flake	1970-72
Victor Floyd	1987
Ray Fox	1975-78
Jim Foxwell	1972-75
Pedro Fraga	1968
Ben Francis	2008-09
Nick Francis	2005
Ed Frank	1972
Ron Fraser	1954-57
Clem Freeman	1981
Mike Freeman	1986
Pedro Frega	1968
Doug French	1961-62
Mike Fuentes	1978-81
Bill Fuller	1970-72
Ed Fulton	1985-87
Mike Futrell	1999-02

G

John Gagnon	1979-80
Randy Gailey	1972-73
Tom Garcia	1955
Linwood Garrett	1967-68
Dave Garrison	1984
John Gast	2008-10
Steve Gelmine	1982-85
Alan Gentry	1983-84
Wayne Giardino	1964-65
Mark Gilbert	1975, 77-78
Mark Gildea	2006-07
Brian Gilliland	1989-90
Sean Gilmartin	2009-11
Chris Ginn	1998-01
Marc Giordano	1987-88
Jack Givens	1976-77
Mike Givens	1974
Steve Givens	1982-83
Dick Gold	1967-69
Devin Gonzalez	2007
Justin Gonzalez	2010-11
Rico Gonzalez	1986
Jeff Gray	1981-84
Caleb Graham	2006-07
Lane Green	1966-68
Harry Greene	1966-68
Brad Gregory	1989-90
Glenn Gresham	1949-51
Danny Griffin	1982-83
John-Ford Griffin	1999-01
Joe Griffin	1975-77
Pedro Grifol	1989-91
Reggie Griggs	1997
Dave Grimes	1970-71
Carl Gromek	1968-70
Greg Gromek	1968-71
Brett Groves	1998-01
Johnny Grubb	1970
Randy Guemple	1972-73
Dennis Guinn	2005-08

Jim Gurzynski	1968-69
---------------	---------

H

Dan Haddock	1979
Mark Hallberg	2007
John Halliday	1999-00
Bill Hammond	1965
Mike Haney	1964
Dave Hanselman	1984
Don Harbaugh	1969-71
Jeff Hardy	1976-77
Todd Harrell	1994
Bryan Harris	1991-93
Dee Harris	1976
Ed Harris	1967-68
Dean Harrison	1988-90
Chris Hart	1999-03
Rick Hatcher	1979-81
Tim Hatcher	1980
Chuck Hawkins	1965-66
Larry Hawkins	1962
Mark Haynes	1952
John Hearn	1968
Phil Hearn	1966
Eric Heath	1998
Ken Heath	1984
George Hehemann	1953-55
Jim Helm	1966-68
Terry Henderson	1997-98
Carlee Hendrix	1954-57
Clint Hendry	1993-94
Bryan Henry	2005-07
Tom Henson	1969-71
Spike Herald	1951
Joel Hicks	1976-77
Chris Hitt	1995
Ron Herring	1973-74
Wm. Higginbothom	1953
Windle Higginbothom	1974-75
Jeff Hill	1967-69
Lance Hitchcock	1967-68
Daniel Hodges	2000-03
Randy Hodges	1992-95
Jeff Hogan	1967-69
Jerry Hohne	1959-60
Rick Holloway	1978-79
Tyler Holt	2008-10
Maury Hopkins	1965-66
Bill Horne	1973-74
Bill Howell	1961
Chuck Howell	1994-97
Ed Howell	1965-66
Martin Howell	1962-64
Dick Howser	1956-58
Ed Howser	1980-81
Jason Hubbard	1999
Bob Hudson	1953-55
Scott Hudson	1997-99
Bruce Huff	1976-79
Gary Huff	1971-73
Ken Huff	1979-81

J.C. Huguet	1999
Monroe Hunt	1964
Philip Hunt	1955-57
George Hutchinson	1961
Rick Hutchinson	1964-65
Michael Hyde	2005-07

I-J

Vince Insogna	1983-84
Kevin Jackson	2010
Rhett James	2003-04
John Jane	1961
Ken Jarabeck	1978
Lincoln Jarrett	1962
Link Jarrett	1991-94
Trent Jarvis	2005, 2007-08
Karl Jernigan	1998-01
Ryan Jernigan	2005
Barry Johnson	1988-89
Brandon Johnson	2011
Jay Johnson	1962-64
Jay Johnson	1979
Jonathan Johnson	1993-95
Larry Johnson	1962-64
Sherman Johnson	2009-11
Gordon Johnston	1961
Greg Jones	1976-78
Hunter Jones	2003-05
Jimmy Jones	1982-85
Larry Jones	1974-77
Bob Jordan	1967
Bob Jordan	1974
Grady Jordan	1992-93

K

Randy Kaiser	1974
Danny Kanell	1993-94
Doug Kasimer	1969-71
Jim Kaufman	1954-55
Bill Keck	1980
Jay Keeler	1980-82
John Keith	1969-71
Clyde Keller	1988-89
Mike Kelley	1974-75
Bob Kellogg	1974-75
Brian Kelley	2006
David Kelly	1998
Terry Kennedy	1975-77
Fred Kenney	1956-58
Keith Kidd	1985-86
Ricky Kimball	1988-91
John Keith	1969-71
Ron Kims	1953
John King	1959-60
Jeremiah Klosterman	1996-99
Godfrey Knight	1948
Dale Koch	1958-59
John Kolb	1981
Curt Kole	1975
Dru Kosco	1984-85

Steve Kovensky	1986-87
Brian Kraft	2000
Charlie Krausche	1961
Robert Kull	1963-65

L

Mark Lacy	1981-82
Marc LaMacchia	2001-03
Ernie Langford	1958-60
Rick Langford	1973
Bill Langston	1967
T.J. Lanier	1950
Gary Lawrence	1965-66
Mike Leber	1971
David Ledbetter	1982
Jeff A. Ledbetter	1982-84
Jeff S. Ledbetter	1979-82
Larry Lee	1973
Mike Lee	1986
Greg Lewis	1982
Jimmy Lewis	1991
Richie Lewis	1985-87
Ronald Lewis	1987
Loren Levy	1982-84
Carlos Lezcano	1974-77
John LiBrandi	1972-73
Joe Licata	1981
Tony Liesback	1991-92
Doug Little	1983-86
Woody Litwhiler	1962-64
LaWhit Lizzmore	1991-92
Ed Lockhart	1950-52
Jim Loftin	1963
Brad Long	1978-79
Charlie Long	1961
Max Long	1953-56
Mickey Lopez	1993-95
Rafael Lopez	2009-11
Justin Lord	2001
George Lott	1968-69
Mike Loynd	1984-86
Jose Lugo	1974
Kevin Lynch	2002-05
Matt Lynch	2000-03
Jim Lyttle	1966
Keith Lyttle	1989

M

Corben Madden	2010
Bob Madison	1960-62
Rick Madison	1959
Marty Maier	1973-74
Ryne Malone	2004-06
Brandon Manasa	2003-05
Eric Mangham	1984-86
Harold Mangin	1961-62
Tom Manley	1989
Ed Mann	1954
David Marano	1978
T.R. Marcinczyk	1993





ALL-TIME LETTERMEN

Mike Skoutelakis	1987
Mike Slade	1969-72
John Slaton	1959-60
Ken Sloan	1966
Frank Slusser	1957-58
David Smalley	1980-83
Mike Smalley	1998-99
Luke Smierciak	2008
Chris Smith	1999-00
Derrick Smith	2003-04
Dwight Smith	1961-62
Jackie Smith	1976-77
John Smith	1964
Ken Smith	1951-52
Ken Smith	1979-80
Kevin Smith	1985
Richie Smith	2001-02
Roger Smith	1972-73
Rick Snyder	1971-73
Tom Snyder	1982
David Sorokowski	1988-89
Paul Sorrento	1984-86
Bobby Spano	1999-00
Kyle Spitzer	1960-62
Josh Spivey	2005-07
James Spooner	1967
Gary Sprague	1966
Geoff Sprague	1996-97
Ron Spyker	1987
Bill Stagland	1961
Robby Stahl	2010-11
Matt Stanford	1997
Richard Steed	1975
Scott Steinitz	1989-90
Darrel Stewart	1967
Jason Stidham	2007-09
Kent Stille	1963
Nick Stocks	1998-99
Jack Straub	1953
Ryan Strauss	2005-08
Ricky Stuart	1978
Michael Stubbs	1988
Len Sullivan	1967
Marv Stringfellow	1965-67
Ken Suarez	1963-64
Walt Sumner	1968-69
Bob Sutton	1966
Harvey Sweeney	1955
Alan Swindle	1980-82
Ken Sylvestri	1975
Carl Szymanski	1974

T-U-V

Steve Taddeo	1986-87
Houston Taff	1966
Jeff Tam	1993
John Marc Tamayo	1988-90
Jeff Tandlich	1974
Bill Tanner	1948
Bruce Tanner	1982-83
Stuart Tapley	2008-11

Buddy Teagle	1961-63
George Tebbetts	1980
Steve Tebbetts	1973-75
Clint Thigpen	2000
Al Thomas	1962-63
Brady Thomas	2006-07
Mike Thomas	1976
Paul Thomas	1985-87
Tom Thomas	1964-66
Tony Thomas, Jr.	2005-07
DiCarlo Thompson	2004
Jeff Tibbitts	1991
Mike Tice	1978
Scott Toole	2001-02
Ed Trancygier	1961
Devon Travis	2010-11
Ronnie Traylor	1978-79
Doug Treadway	1983-84
David Trexler	2010-11
Bob Trowbridge	1949-52
Shawn Troxell	1987
Steve Tuako	1977
John Tucker	1961-62
Luke Tucker	2006-07
Gale Tuggle	1955-56
Steve Turko	1977
Jerry Turner	1961
Fred Twomey	1954-57
Pat Underhill	1989-90
Whitey Urquhart	1950
Blair Varnes	1999-02
Mike Vasquez	1970-71
Bob Vaughn	1955-56
Nick Vickerson	2008
Gary Viero	1976
Ryan Vigue	2008-09
Elih Villanueva	2008
Wayne Vincent	1966-68

W

Bobby Waites	1954, 57
Doug Walker	1959-61
Bob Wancika	1959
John Wanish	1987
Jim Ward	1965
Daniel Wardell	2003-05
John Wasdin	1991-93
Mack Waugh	2011
Colby Weaver	1992-94
Jim Weaver	1980
Ham Wernke	1952-55
Bill Westendick	1958-60
Ed West	1976
Chris Whidden	1999-00, 02-03
Nick Whidden	2000-01
Jon Whittocker	1967-68
Tom Whitaker	1967-68
Jimmy White	1960-61
Bob Whitmer	1951
Casey Whitmer	2007
Chas Widden	1953

Dick Wiggins	1979-80
Bob Wilcox	1962, 64-65
Denny Williams	1972-73
Laverne Williams	1953
Bill Williamson	1962-63
Gary Williamson	1963-64
Jack Wilson	1948
Paul Wilson	1992-94
John Witt	1948, 50, 52
John Wolfner	1979-80
Austin Wood	2009
Howard Wood	1967
Willie Woods	1987
Matt Woodward	1995-98
Woody Woodward	1962-63
Bob Wooley	1966
Bob Wynn	1953-54

X-Y-Z

Casey Yarbrough	1992
Ed Yarnell	1966-67
Mike Yastrzemski	1980-83
Manny Yglesias	1953
David Yocum	1994-95
Jose Zabala	1995-98
Bryan Zech	2001-04
Scott Zech	1994-97
Greg Zera	1968-71
Bill Ziegler	1966-67
Mike Ziegler	2000
Roger Zimmerman	1961
Tom Zoeller	1983-86
Al Zyla	1959

Active returners in **bold**.



ALL-TIME JERSEY NUMBERS

1

Fred Hatfield (1966), Head Coach
Jack Stallings (1969-74), Head Coach
Randy Davidson (1975)
Bruce Huff (1976-79)
Mark Barineau (1981-83)
Luis Alicea (1984-86)
Edwin Alicea (1987-88)
Allen Bevis (1989-92)
Adam Faurot (1995-96)
Ryan Proly (1997)
Brett Groves (1998-01)
Tony McQuade (2002-03)
DiCarlo Thompson (2004)
Travis Burge (2006-07)
Stuart Tapley (2008-09)
Taiwan Easterling (2010-11)

2

Roy Mewbourne (1966)
Tom Porter (1969-70)
Dave Nichols (1971-72)
Mike Eissey (1973-74)
Carlos Rodriguez (1975)
Chip Bifano (1976)
Ken Huff (1978)
Dan Haddock (1979)
Jim Weaver (1980)
John Kolb (1981)
Jeff A. Ledbetter (1982-85)
Deion Sanders (1987-88)
Bob Reboin (1989-90)
Kenny Robinson (1991)
Casey Yarbrough (1992)
Mickey Lopez (1993-95)
Geoff Sprague (1996-97)
Chris Hart (1999)
Bobby Spano (2000)
Tony McQuade (2001)
Rocky Roquet (2002)
Shane Robinson (2004-06)
Ohmed Danesh (2007-10)

3

Bob Canty (1966-67)
Dick Nichols (1969-70)
Randy Gailey (1971-72)
Tom Rosa (1973)
Guillermo Bonilla (1974-76)
Craig Patterson (1978-79)
Jim Morris (1980-81), Coach
Hal Cohen (1982)
Jody Reed (1983-84)
Chip Baker (1985-02), Coach
Ryne Malone (2004-06)
Devin Gonzalez (2007)
Tony Delmonico (2008)
Sean Gilmartin (2009-11)

4

Dick Fernandez (1966)
Mike Easom (1967)
Dave Moates (1969)
Rick Moss (1970-71)
Paul Dirks (1972), Coach
Bob Carroll (1973)
Jim Busby (1974-75)
Jeff Hardy (1976)
Bob Benda (1978)
Rich Bombard (1979)
Lionel Martinez (1980-81)
Bart Mitchell (1982-84)
Richie Lewis (1985-87)
Clyde Keller (1988-89)
Roger Bailey (1990-92)
Mike Martin, Jr. (1993-95)
John Bentley (1997-01)
Stephen Drew (2002-04)
Stephen Ochs (2005-07)
Mike Martin, Jr. (2008-11), Coach

5

Chuck Cone (1966-67)
Greg Gromek (1969-71)
John Ferguson (1970)
Jeff Bankston (1972)
Rick Colzie (1973)
Mike Kelley (1974-75)
Ed West (1976)
Don DeLoach (1978)
Dave Yukelson (1979), Coach
Bill Fuller (1980), Coach
Danny Dowell (1981-83)
Vince Calandra (1984-85)
Rico Gonzalez (1986)
Victor Floyd (1987)
Buddy Cribb (1988-90)
Pedro Grifol (1991)
Kevin McCray (1992-93)
Kevin McCray (1995), Coach
Jose Zabala (1996-98)
Jose Zabala (1999), Coach
Brian Kraft (2000)
Jerrod Brown (2002-03)
Danny Diaz (2004-06)
D'Vontrey Richardson (2007)
Jack Posey (2008-11)

6

Roy Mewbourne (1966)
Dave Miller (1969), Coach
Larry Cocks (1970-71)
Denny Williams (1972-73)
Mike Givens (1974)
Woody Woodward (1975-78), Head Coach
Jeff S. Ledbetter (1979-82)
Frank Fazzini (1983-85)
Mike Lee (1986)
Marc Giordano (1987-88)

Rob Bargas (1989-90)
Bobby Fernandes (1991)
Phil Olson (1993-95)
Mike Davis (1996)
George Otero (1997)
Kevin Cash (1999)
Brandon Manasa (2003-05)
Tommy Oravetz (2006-09)
Corben Madden (2010)
Sean O'Brien (2011)

7

Chester Cole (1967)
Lonnie Mathis (1969)
Robin Flake (1970-71)
Tom Rosa (1972)
Randy Gailey (1973)
Windle Higginbotham (1974-75)
Jim McArdle (1976)
Craig Ramsey (1978)
Greg Culpepper (1979)
Greg Lewis (1982)
Alan Gentry (1983-84)
Chad McClellan (1986)
Ronald Lewis (1987-88)
John Marc Tamayo (1989-90)
Tim Davis (1991-92)
Chad Sheffer (1993-94)
Brooks Badeaux (1995-98)
Bobby Spano (1999)
Daniel Hodges (2000-03)
Dennis Anderson (2004)
Nick Francis (2005)
Sean Stuyverson (2006)
Mark Hallberg (2007)
Parker Brunelle (2008-11)

8

Gary Lawrence (1966)
Bob Jordan (1967)
Joe Baxter (1969)
Mike Vasquez (1970-71)
Roger Smith (1972-73)
Randy Davidson (1974)
Curt Kole (1975)
Jack Givens (1976)
Ken Schimchak (1978)
Mike Tice (1979)
Mike Yastrzemski (1980-83)
Rod Delmonico (1984-89), Coach
Jamey Shouppe (1990-98), Coach
Mike Futrell (1999-02)
Matt Sauls (2003-04)
Ryan Jernigan (2005)
Buster Posey (2006-08)
Devon Travis (2010-11)

9

Pete Sarron (1965-66)
George Lott (1969)
Dave Grimes (1970-71)
Randy Guemple (1972-73)
Howard Siegle (1974)
Mitch Moyer (1975)
Greg Jones (1976)
Mike Fields (1978)
Jack Emerick (1979-80)
Steve Givens (1982-83)
Eric Mangham (1984-86)
Jon Egertson (1987)
Ty Colston (1988)
Rocky Rau (1989-90)
Tony Liebsack (1991-92)
Scott Zech (1994-97)
Karl Jernigan (1998-01)
Kevin Richmond (2002-03)
Hunter Davis (2004-05)
Ruairi O'Connor (2005-08)
Ray Navarro (2009)
Stephen McGee (2010-11)

10

Gary Sprague (1966)
Dick Gold (1967)
Stan Thomas (1969)
Greg Schnute (1970)
Barry McQueen (1971)
Skip Cone (1972)
Bob Simpson (1973-74), Coach
Richard Steed (1975)
Mark Coulter (1976)
Greg Jones (1978)
Ken Huff (1979-81)
Dave Rhino (1982)
Eric Deddens (1983-84)
Craig Saxner (1985-86)
B.J. Guzzone (1987)
Darren Vazquetelles (1988)
Brian Gilliland (1989-90)
Link Jarrett (1991-94)
Chris Chavez (1995-99)
Chris Hart (2000-03)
Tyler Chambliss (2004-06)
Matt Fairel (2007)
Luke Smierciak (2008)
Justin Gonzalez (2010-11)

11

Mike Martin (1966)
Dean Duchak (1967)
Dave Kasimier (1969)
Mike Slade (1970)
Mike Scarce (1971-72)
Stan Kmet (1973-74), Coach
Mike Martin (1975-79), Coach
Mike Martin (1980-11), Head Coach





ALL-TIME JERSEY NUMBERS

12

Marv Stringfellow	(1966-67)
Carl Gromek	(1969)
Ron Cash	(1970-71)
Tim Sherrill	(1972-73)
Larry Rothschild	(1974-75)
Joel Hicks	(1977)
Doug Casey	(1978-79)
Rick Figueredo	(1980-83)
Dave Garrison	(1984)
Bien Figueroa	(1985-86)
Rafael Bournigal	(1987)
John Marc Tamayo	(1988)
Garrett Blanton	(1989-91)
Randy Hodges	(1992-93)
Jeremy Salazar	(1995-98)
Jamey Shouppe	(1999-11), Coach

13

Harry Saferight	(1970-71)
John LiBrandi	(1972-73)
Larry Jones	(1975-76)
Ray Fox	(1978)
Tim Hatcher	(1980)
Jay Johnson	(1981)
Todd Morgan	(1982-84)
Kevin Smith	(1985)
Chris Dunn	(1986)
Donny Erickson	(1987-88)
Tom Manley	(1989)
Chris Roberts	(1990)
Grady Jordan	(1992-93)
Jonathan Johnson	(1994-95)
Kevin Cash	(1997-98)
Nick Whidden	(1999-01)
Justin Miller	(2002)
Eddy Martinez-Esteve	(2003-04)
Charles Cleveland	(2005-06)
Jason Stidham	(2007-09)
Robert Benincasa	(2010)
Eric Arce	(2011)

14

Steve Marks	(1966)
Bill Ziegler	(1967)
Greg Schnute	(1969)
Greg Zera	(1970-71)
Greg Zera	(1972), Coach
Marty Maier	(1973)
Mike Easom	(1975), Coach
Joe Nichols	(1976-79)
Joe Licata	(1981)
Jimmy Jones	(1982-85)
Mike Freeman	(1986)
Matt Dunbar	(1987-90)
Chris Roberts	(1991-92)
Kevin Krietemeyer	(1993)
Randy Hodges	(1994-95)
Shane Roland	(1996)
Clint Thigpen	(1999-00)

Bryan Zech	(2001-04)
Ryan Strauss	(2005-08)
Austin Wood	(2009)
Tye Buckley	(2010-11)

15

Mike Martin	(1965)
Tom Thomas	(1966)
Lin Garrett	(1967)
Gene Ammann	(1969-70)
Rick Snyder	(1971-73)
Jose Lugo	(1974)
Bob Mayer	(1975-76)
Dave Mobley	(1977-79)
Roy Alvarez	(1980)
Bruce Tanner	(1981-83)
Paul Sorrento	(1984-86)
Jerry Santos	(1988-89)
Kenny Felder	(1990-92)
Todd Harrell	(1993-94)
Matt Woodward	(1995-98)
Chris Smith	(1999-00)
Jeff Probst	(2001-02)
Brian Schultz	(2004-05)
Kyle Maxie	(2006)
Tyler Holt	(2008-10)
Evan Geist	(2011)

16

Jim Lyttle	(1966)
James Spooner	(1967)
Doug Kasimier	(1969)
Carl Gromek	(1970)
Ken Doria	(1971-72)
Ed Peres	(1973)
Jeff Tandlich	(1974)
Craig Eaton	(1975-76)
Ken Fischer	(1978)
Clay Robertson	(1987)
Ricky Kimball	(1988-91)
Bob Armstrong	(1992)
Mike Schmitz	(1993)
Thad Busby	(1995)
Stephen Neill	(1996-97)
Jason Hubbard	(1998-99)
Cory Posey	(2000)
Scott Toole	(2001-02)
Link Jarrett	(2003), Coach
Louis Rojas	(2004)
D.J. Echols	(2005-06)
Bo O'Dell	(2007-09)
Jayce Boyd	(2010-11)

17

Randy Brown	(1966)
Mike Reibling	(1967,69)
Dan Roatche	(1970-72)
Terry Farmer	(1973-74)
Bob Kellogg	(1975)

Joe Griffin	(1976)
Rick Holloway	(1978)
Derek Parker	(1979)
Ed Schneider	(1980-81)
Joe McFarland	(1982), Coach
Greg Jones	(1983), Coach
Joe Schlim	(1984)
Pete Brown	(1985)
Steve Kovensky	(1986-87)
Marc Ronan	(1988-90)
John Wasdin	(1991-93)
Jamie Stafford	(1994)
Chris Hitt	(1995)
Josh Davis	(1996)
Terry Henderson	(1997-98)
Chris Whidden	(1999-03)
Brant Peacher	(2004-05)
Brandon Reichert	(2006-07)
Mark Peterson	(2008-09)
Robby Stahl	(2010-11)

18

Bob Wooley	(1967)
Walt Sumner	(1969)
Don Harbaugh	(1970-71)
Ken Silvestri	(1972)
Rick Langford	(1973)
Steve Downey	(1974)
Wayne Mears	(1975)
John Nicholas	(1976)
Brad Long	(1978)
Ken Schimchak	(1979)
George Tebbetts	(1980-81)
Matt Robinson	(1982-83)
Ken Heath	(1984)
Keith Kidd	(1985-86)
Willie Woods	(1987)
Pat Underhill	(1990)
John McNeese	(1991)
Jack Niles	(1993-94)
Jack Niles	(1995-97), Coach
Eric Heath	(1998)
Pichi Balet	(2000)
Daniel Davidson	(2002-03)
Mark Gildea	(2005-07)
Ben Francis	(2009)
Tyson Young	(2010)
Seth Miller	(2011)

19

Marty Brooks	(1966-67)
Mike English	(1969)
Al Cleveland	(1970)
Gary Huff	(1971-73)
Ron Herring	(1973-74)
Marty Maier	(1974)
Brooks Carey	(1975-78)
Rick Holloway	(1979)
Kevin Dodge	(1981-83)
Jose Marzan	(1984-87)

Brad Parker	(1988-90)
Michele Bertoldi	(1991)
Jonathan Johnson	(1993)
James Colzie	(1994)
Jose Zabala	(1995)
Matt Stanford	(1997-98)
Ryan West	(2000)
Aaron Cheesman	(2001-05)
Brady Thomas	(2006-07)
Matt Kane	(2008-09)
Gage Smith	(2010-11)

20

Bill Ziegler	(1966)
Steve Marks	(1967)
Johnny Grubb	(1970)
Dave Price	(1971-73)
Bill Daniel	(1974)
Ben Curry	(1975-76)
Ken Jarabeck	(1978)
Don DeLoach	(1979-81)
Danny Griffin	(1982-83)
Greg Dennis	(1984)
Lanny Abshier	(1985)
Greg Clayborne	(1986-88)
Tim Nedin	(1989)
Greg Clayborne	(1990), Coach
Clint Byrd	(1997)
J.C. Huguet	(1999)
Robby Read	(2000)
Chris Cole	(2001)
Dominic Robinson	(2002)
Gibbs Chapman	(2004-05)
Travis Anderson	(2006-07)
Nick Vickerson	(2008)
Spencer Dickinson	(2009)
Daniel Bennett	(2010-11)

21

Ed Yarnell	(1966)
Jeff Hogan	(1967)
John Ferguson	(1969)
Jim Scheller	(1970)
Bill Fuller	(1971-73)
Carlos Lezcano	(1974-77)
Ronnie Traylor	(1978)
Craig Ramsey	(1979-81)
Bill Ashford	(1982-83)
Rod Byerly	(1987-88)
Marc Dunbar	(1989-92)
Scott Schroeffel	(1993-94)
Randy Choate	(1995-97)
Blair Varnes	(1998-02)
Mark Sauls	(2003-06)
Bobby Rauh	(2007)
Geoff Parker	(2008-10)



ALL-TIME JERSEY NUMBERS

22

Chuck Hawkins	(1966)
Ed Yarnell	(1967)
Al Cleveland	(1969)
Mac Scarce	(1970-71)
Mason Bean	(1972-73)
Steve Tebbetts	(1974-75)
Jackie Smith	(1976)
Blane McDonald	(1978)
John Gagnon	(1979-80)
Clem Freeman	(1981)
Randy Gailey	(1982-84), Coach
Jerry Nielsen	(1987-88)
Pedro Grifol	(1989-90)
Colby Weaver	(1992-94)
Charlie Cruz	(1995)
Henry Mayfield	(1996-98)
Sam Scott	(1999)
Justin McClain	(2000)
Jason Newlin	(2002)
Rhett James	(2003-04)
Bryan Henry	(2005-07)
John Gast	(2008-10)
Robert Benincasa	(2011)

23

Butch Ferrar	(1962-63)
Wayne Vincent	(1966-67)
Tom Henson	(1970)
Marty Rice	(1971-74)
Rick McGlone	(1975-76)
Mike Tice	(1978)
Jay Johnson	(1979)
Keith Hendry	(1981), Coach
David Ledbetter	(1982)
David Maus	(1984)
John Wanish	(1987)
Dean Harrison	(1988-90)
Nandy Serrano	(1991-92)
T.R. Marcinczyk	(1993)
Mike Buttery	(1994)
Bryan Senior	(1996)
Shaun Kopczynski	(1997)
Mike Smalley	(1998-99)
Tony Richie	(2001-03)
Frank Radziwon	(2004)
Tony Thomas, Jr.	(2005-07)
James Ramsey	(2009-11)

24

LaDon Boyd	(1967)
John Keith	(1970-71)
Jim Foxwell	(1972)
Steve Tebbetts	(1973)
Bob Jordan	(1974)
Mike McLeod	(1975-77)
Mark Gilbert	(1978)
Ron Bartlett	(1979)
David Fannin	(1981-83), Coach
Rick Hatcher	(1984), Coach

Barry Blackwell	(1985-88)
Eduardo Perez	(1989-91)
Clint Hendry	(1993-94)
Josh Adecab	(1995)
Wes Crawford	(1996,98)
Jimmy Bonenberger	(1997)
Eric Roman	(1999-02)
Derrick Smith	(2003-04)
Dennis Guinn	(2005-08)
Brian Busch	(2009-11)

25

Eddie Howell	(1966)
Lance Hitchcock	(1967)
Roy Mewbourne	(1970-71), Coach
Larry Lee	(1973)
John Drews	(1974)
Terry Kennedy	(1975-77)
Ricky Stuart	(1978)
John Wolfer	(1979-80)
Jamey Shouppe	(1981-82)
Doug Little	(1983-86)
Michael Stubbs	(1989)
Joel Desquin	(1990), Coach
Brian Rhees	(1991-92), Coach
Doug Mientkiewicz	(1993-95)
Jeremiah Klosterman	(1996-99)
Nick Rogers	(2001-02)
Raul Rodriguez	(2004)
Michael Hyde	(2005-07)
Mike McGee	(2008-11)

26

Tom Whittacker	(1967)
Tom Henson	(1969)
Bob Smith	(1970-71), Coach
Bill Horne	(1973-74)
John Nicholas	(1975)
Jim Miller	(1976-78)
Ken Smith	(1979-80)
Mark Lacy	(1981-82)
Tom Zoeller	(1983-86)
Mike Rudi	(1987-88)
Matt Clements	(1989)
Jon Bolin	(1990-91)
John Cook	(1992)
Danny Kanell	(1993-94)
Zach Diaz	(1996-99)
Scott Boyd	(2000-01)
Kevin Lynch	(2002-05)
Jimmy Marshall	(2006-09)
Scott Sitz	(2010-11)

27

David Cook	(1967)
Jeff Hogan	(1969)
Pat Osburn	(1970)
Dave Fernald	(1971-73)
Dave Brown	(1974)

Danny Owen	(1975-76)
Kevin Brooks	(1978)
Don Milner	(1979)
Jeff Gray	(1981-84)
Joe Pacetti	(1985)
Mike Brady	(1987-90)
Terrell Buckley	(1991)
Danny Dichter	(1993)
Steve Nedeau	(1994-96)
Brian Cox	(1997-98)
Ryan Barthelemy	(1999-02)
Daniel Wardell	(2003-05)
Caleb Graham	(2006-07)
Elih Villanueva	(2008)
D'Vontrey Richardson	(2009)
Stuart Tapley	(2010-11)

28

John Mason	(1967)
Mike Easom	(1969)
Doug Kasimier	(1970-71)
Rick Colzie	(1972)
Karl Szymanski	(1974)
Danny O'Brien	(1975)
Mike Bretz	(1976-79)
Terrell Buckley	(1990)
Dean Vinson	(1995)
Mike Martin, Jr.	(1998-07), Coach
Tyler Everett	(2008-11)

29

Chester Cole	(1966)
Jeff Hill	(1967,69)
Mike Leber	(1971)
Jim Foxwell	(1973-75)
Dave Cooper	(1976)
John McKnight	(1978)
Mike Fuentes	(1979-81)
Bobby Alexander	(1982)
Chris Pinder	(1984)
Eric McNitt	(1985)
Chris Pollack	(1986-87)
David Sorokowski	(1988-89)
Brad Gregory	(1990)
LaWhit Lizzmore	(1991-92)
Billy Lawrence	(1993)
Tim Miller	(1994)
Bryan Senior	(1995)
Billy Brown	(1996)
Mike DiBlasi	(1997-00)
Richie Smith	(2001-02)
Eddie Cannon	(2003-04)
Barrett Browning	(2005-06)
Rod Delmonico	(2008), Coach
Rafael Lopez	(2009-11)

30

Howard Wood	(1967)
Herb Sikes	(1971-72)
Danny O'Brien	(1973-74)
Bill Daniel	(1975)
Brad Prior	(1976)
Don Milner	(1978)
Rick Soffel	(1979)
Keith Parenteau	(1980)
Carl Ferraro	(1981-82)
Tommy Bryant	(1983)
Dru Kosco	(1984-85)
Ed Porcelli	(1986-87)
Ty Mueller	(1989-93)
Scott Bentley	(1994)
Nick Stocks	(1997-99)
Robby Read	(2001-02)
Blake Balkcom	(2003)
Brian Chambers	(2004-07)
Hunter Scantling	(2009-11)

31

Jim Helm	(1967)
John Keith	(1969)
David Marano	(1978)
Orson Mobley	(1982-83)
Paul Thomas	(1986-87)
Barry Johnson	(1988-89)
Bryan Harris	(1990-93)
David Yocum	(1994-95)
Scott Proctor	(1996-98)
Marshall McDougall	(1999-00)
Marc LaMacchia	(2001-03)
Jerrod Brown	(2005), Coach
Luke Tucker	(2006-07)
Ben Francis	(2008)
Ruairi O'Connor	(2009)
Kevin Jackson	(2010)
Gary Merians	(2011)

32

Bruce Pollock	(1967)
Dick Gold	(1969)
Jim Riley	(1978-79)
Allen Swindle	(1980-82)
Loren Levy	(1984)
Al Ashmont	(1985-86)
Michael Stubbs	(1988)
Gar Finnvoid	(1989-90)
Dave Schumacher	(1991)
Paul Wilson	(1992-94)
Chuck Howell	(1995-97)
Matt Diaz	(1998-99)
Blair McCaleb	(2000-02)
Matt DiBlasi	(2003-06)
Casey Whitmer	(2007)
Matt Fairel	(2008)
Sherman Johnson	(2009-11)



ALL-TIME JERSEY NUMBERS

33

Ed Harris	(1967)
Craig Skok	(1969)
Kevin Rigby	(1978)
Rick Hatcher	(1979-81)
Mike McLeod	(1982-90), Coach
Justin Rigney	(1992)
Charles McQuaig	(1993-94)
Randy Niles	(1995-97)
David Kelly	(1998)
John Halliday	(1999-00)
Justin Lord	(2001)
Kyle Patrick	(2003)
Trent Jarvis	(2004-08)
Andrew Durden	(2010)
Connor Nolan	(2011)

34

Bob Wooley	(1966)
Darrel Stewart	(1967)
John Franks	(1969)
Dick Howser	(1979), Head Coach
Keith Craig	(1980-81)
Tom Snyder	(1982)
Doug Treadway	(1983-84)
Paul Thomas	(1985)

35

Len Sullivan	(1967)
Dick Wiggins	(1979)
Keith Lyttle	(1989)
Jimmy Lewis	(1991)
Jim Rushworth	(1992)
Scooby Morgan	(1993-96)
Shawn McCorkel	(1997-98)
Mike Ziegler	(2000)
Brent Pearson	(2001)
Brent Marsh	(2002)
Hunter Jones	(2003-05)
Brent Marsh	(2006)
Nicholas Debacker	(2007)
Ryan Vigue	(2008-09)
David Trexler	(2010-11)

36

Mike Horn	(1969)
Robby Scott	(2010-11)

37

Jim Helm	(1966)
Lane Green	(1967)
Mike Slade	(1969)
Jeremy Morris	(1994-97)
Chris Ginn	(1998-01)
Garrett Robinson	(2003), Coach
Mike Futrell	(2004), Coach
Neil Malpass	(2006-07)
Wil Breton	(2011)

38

Craig Brown	(1969)
Ryan McArdle	(2006)
Stephen Cardullo	(2007-10)
Adam Simmons	(2011)

39

Jim Gurzynski	(1969)
Dick Wiggins	(1980)
Chris Cawthon	(1981-82)
Tony Blasucci	(1983)
Jay Drivas	(1984)
Roy Eppley	(1985)
Danny Harrell	(1986)
Mike Skoutelakis	(1987)
Gary Painter	(1989-90)
Jeff Tibbitts	(1991-92)
Derek Reams	(1993)
Chuck Howell	(1994)
J.D. Drew	(1995-97)
John-Ford Griffin	(1999-01)

40

Harry Greene	(1967)
Tom Richards	(1969), Coach
Danny Rosen	(2007)
Peter Miller	(2011)

41

Mike English	(1967)
Lane Chance	(1994)
Jon McDonald	(1997-00)

42

Dave Langston	(1967)
Mike Cullen	(1980-81)
Tom Sailor	(1982)
Buddy Shaw	(1983)
Dave Hanselman	(1984)
Bill Howard	(1985)
Chip Drobine	(1986)
Ron Spyker	(1987)
Phil Dannunzio	(1988-89)
Sid Cash	(1990-91)
Lazer Collazo	(1992), Coach
Jay Kearce	(1993), Coach
Tommy Stewart	(2002)
Undra Griggs	(2004)
William Jackel	(2005)
Pete Jenkins	(2006-07), Coach
Brian Hoop	(2009-10), Coach

43

Pete Roberts	(1967)
Brad Long	(1979)
Jay Keeler	(1980-82)
Vince Insogna	(1983-84)

Ed Fulton	(1985-87)
Brad Gregory	(1989)
Jeff Tam	(1992-93)
Chris Tramel	(1996)
Clint Byrd	(1998)
Trent Peterson	(2001-03)
Brian Kelley	(2005-06)

44

Ronnie Traylor	(1979)
Tim Phillips	(1980-82)
Mike Loynd	(1983-86)
Bryan Campbell	(1987)
Bret Davis	(1988)
Pat Underhill	(1989)
John Nedeau	(1990-93)
Mike Bell	(1994-95)
Robert Tyree	(1996)
Scott Hudson	(1997-99)
Mark Culp	(2003)
Kris Castellanos	(2009)
Mack Waugh	(2011)

45

Charlie Beverly	(1981)
Steve Gelmine	(1982-85)
Steve Taddeo	(1986-87)
Matt Clements	(1988)
Chris Brock	(1989-92)
George Otero	(1998)
Drew Stilley	(2003)
Alex Boston	(2004)
Josh Spivey	(2005-07)
Mike Meschke	(2009-10)

46

David Smalley	(1980-83)
Ray Revak	(1984-85)
Jon McFatter	(1987), Coach
Scott Steinitz	(1989-90)
Matt Lynch	(2000-03)
Jack Rye	(2005-08)
Matt Matulia	(2011), Coach

47

Ed Howser	(1980-81)
Loren Levy	(1982)
Steve Winterling	(1986-91), Coach

49

Ken Fischer	(1979-81)
Al Moreya	(1983)
Shawn Troxel	(1987)
Frank Martello	(1988), Coach
Scott Edwards	(1989-90)
Charlie Cruz	(1992-94)

51

Steve Butler	(1994-95)
Reggie Griggs	(1997)
Glen Simon	(2003-05)
Scott Thorson	(2007)
Brandon Johnson	(2011)

Active returners in bold.



ALL-TIME COACHING RECORDS

ALL-TIME RECORD: 2,573-948-10 (.730)



1948-51
CHARLIE ARMSTRONG

YEAR	W-L-T	PCT
1948	9-8-0	.529
1949	11-8-0	.579
1950	13-7-0	.650
1951	13-6-0	.684
TOTALS	46-29-0	.613



1952-54
RALPH MATHERLY

YEAR	W-L-T	PCT
1952	17-4-0	.810
1953	13-10-1	.563
1954	13-8-0	.619
TOTALS	43-22-1	.659




1955-63
DANNY LITWHILER

YEAR	W-L-T	PCT
1955	17-6-1	.729
1956	25-7-0	.781
1957	22-9-0	.710
1958	20-7-0	.741
1959	22-11-0	.667
1960	13-9-0	.591
1961	21-7-0	.750
1962	23-14-0	.622
1963	27-13-0	.675
TOTALS	190-83-1	.695



1964-68
FRED HATFIELD

YEAR	W-L-T	PCT
1964	23-13-0	.639
1965	32-11-1	.739
1966	39-13-0	.750
1967	30-14-0	.682
1968	35-6-0	.854
TOTALS	159-57-1	.735



1969-74
JACK STALLINGS

YEAR	W-L-T	PCT
1969	39-12-1	.760
1970	49-9-1	.839
1971	41-16-0	.719
1972	45-23-0	.662
1973	38-21-0	.644
1974	37-25-0	.597
TOTALS	249-106-2	.700



1975-78
WOODY WOODWARD

YEAR	W-L-T	PCT
1975	49-10-0	.831
1976	40-16-0	.714
1977	37-13-0	.740
1978	44-18-0	.710
TOTALS	170-57-0	.749



1979
DICK HOWSER

YEAR	W-L-T	PCT
1979	43-17-1	.713



1980-PRESENT
MIKE MARTIN

YEAR	W-L-T	PCT
1980	51-12-0	.810
1981	56-23-0	.709
1982	56-17-1	.764
1983	55-18-1	.750
1984	55-29-0	.655
1985	59-23-0	.720
1986	61-13-0	.824
1987	55-18-0	.753
1988	50-18-1	.714
1989	54-18-0	.750
1990	57-15-0	.792
1991	57-14-0	.803
1992	49-21-0	.700
1993	46-19-0	.708
1994	53-22-0	.707
1995	53-16-0	.768
1996	52-17-0	.754
1997	50-17-0	.746
1998	53-20-0	.726
1999	57-14-0	.803
2000	53-19-0	.736
2001	47-19-0	.712
2002	60-14-0	.811
2003	54-13-1	.801
2004	45-23-0	.662
2005	53-20-0	.726
2006	44-21-0	.677
2007	45-13-0	.776
2008	54-14-0	.794
2009	45-18-0	.714
2010	48-20-0	.706
2011	46-19-0	.708
TOTALS	1,673-577-4	.743



MIKE MARTIN'S ALL-TIME ASSISTANT COACHES

Chip Baker	1985-02	Greg Jones	1983
Mike Bell	2012-present	Jay Kearce	1993
Jerrod Brown	2004-05	Frank Martello	1988
Lazer Collazo	1992	Mike Martin, Jr.	1998-present
Rod Delmonico	1984-89, 2008	Matt Matulia	2011-present
David Fannin	1981-83	Kevin McCray	1994-95
Bill Fuller	1980	Joe McFarland	1982
Mike Futrell	2003-04	Jon McFatter	1987
Randy Gailey	1982-84	Mike McLeod	1982-89
Rick Hatcher	1984	Jim Morris	1980-81
Keith Hendry	1981	Jack Niles	1996-97
Brian Hoop	2009-10	Brian Rhees	1991-92
Link Jarrett	2002-03	Jamey Shouppe	1990-11
Pete Jenkins	2006-07	Steve Winterling	1986-91




GOLDEN SPIKES

The Golden Spikes is presented annually to the top amateur baseball player in the country as selected by a special committee for the United States Baseball Federation.

For the past 34 years, USA Baseball has honored the top amateur baseball player in the country with the Golden Spikes Award (see winners box). The award is presented each year to the player who exhibits exceptional athletic ability and exemplary sportsmanship. Past winners of this prestigious award include Major League Baseball stars Jered Weaver, Tim Lincecum, David Price and Florida State's Buster Posey.

The Golden Spikes Award is sponsored by the Major League Baseball Players Association (MLBPA), underscoring the commitment of Major League Baseball to the grassroots development of baseball programs, particularly for youth, around the world. The MLBPA supports USA Baseball's ongoing efforts to provide instruction for youth baseball players, coaches and volunteers, and to prepare amateur athletes for professional competition.

USA Baseball is the national governing body of amateur baseball in the United States. The organization selects and trains the USA Baseball National Team, the USA Baseball Junior National Team (18-under), and the USA Baseball Youth National Team (16-under), which participate in various national and international competitions each year.



Mike Fuentes
Outfielder - 1981

MIKE FUENTES' PROFILE

POSITION: CENTERFIELD
BATS: RIGHT **THROWS:** RIGHT
SCHOOL: FLORIDA STATE
HEAD COACH: MIKE MARTIN
BORN: JULY 11, 1958
HOME: CORAL GABLES, FL

CAREER STATISTICS


YEAR	TEAM	G	AVG	AB	R	H	2B	3B	HR	RBI	BB	SO	SB
1978	FSU	8	.333	6	5	2	1	0	0	2	3	1	0
1979	FSU	61	.366	213	63	78	13	3	16	20	23	46	43
1980	FSU	61	.408	233	84	95	12	3	21	79	9	34	46
1981	FSU	78	.353	300	92	106	10	0	27	83	53	45	22
TOTALS		208	.365	752	244	281	36	6	64	184	88	126	111

AMATEUR HIGHLIGHTS

- 1981 Drafted 2nd Round by Montreal Expos
- 1980-81 Broke NCAA Career Home Run Record – 64 HR
- 1981 ABCA, Baseball America, and Sporting News All-American
- 1981 Metro Conference Tournament MVP
- 1981 All-Metro Conference
- 1980 ABCA & Sporting News All American
- 1980 First Florida State player to hit .400 in a season
- 1980 College World Series
- 1980 Metro Conference Tournament MVP
- 1980 All-Metro Conference

GOLDEN SPIKES AWARD WINNERS

2011	Trevor Bauer	UCLA
2010	Bryce Harper	Southern Nevada
2009	Stephen Strasburg	San Diego State
2008	Buster Posey	Florida State
2007	David Price	Vanderbilt
2006	Tim Lincecum	Washington
2005	Alex Gordon	Nebraska
2004	Jered Weaver	Long Beach State
2003	Rickie Weeks	Southern
2002	Khalil Greene	Clemson
2001	Mark Prior	Southern California
2000	Kip Bouknight	South Carolina
1999	Jason Jennings	Baylor
1998	Pat Burrell	Miami
1997	J.D. Drew	Florida State
1996	Travis Lee	San Diego State
1995	Mark Kotsay	Cal State Fullerton
1994	Jason Varitek	Georgia Tech
1993	Darren Dreifort	Wichita State
1992	Phil Nevin	Cal State Fullerton
1991	Mike Kelly	Arizona State
1990	Alex Fernandez	Miami-Dade South
1989	Ben McDonald	Louisiana State
1988	Robin Ventura	Oklahoma State
1987	Jim Abbott	Michigan
1986	Mike Loynd	Florida State
1985	Will Clark	Mississippi State
1984	Oddibe McDowell	Arizona State
1983	Dave Magadan	Alabama
1982	Augie Schmidt	New Orleans
1981	Mike Fuentes	Florida State
1980	Terry Francona	Arizona
1979	Tim Wallach	Cal State Fullerton
1978	Bob Horner	Arizona State



Mike Loynd
Pitcher - 1986

MIKE LOYND'S PROFILE

POSITION: PITCHER
BATS: RIGHT **THROWS:** RIGHT
SCHOOL: FLORIDA STATE
HEAD COACH: MIKE MARTIN
BORN: MARCH 26, 1964
HOME: SHORT HILLS, NJ

CAREER STATISTICS

YEAR	TEAM	APP	GS	CG	W-L	IP	R	ER	H	BB	SO	ERA
1984	FSU	26	15	2	12-3	108	73	56	106	46	79	4.68
1985	FSU	20	19	1	13-4	119	56	46	103	63	113	3.47
1986	FSU	25	24	5	20-3	165	63	45	136	57	223	2.45
TOTALS		71	58	8	45-10	392	192	147	345	166	415	3.37

AMATEUR HIGHLIGHTS


- 1986 Major League Debut: July 24, 1986
- 1986 Drafted 7th Round by Texas Rangers
- 1986 Led nation with a Florida State school record 223 strikeouts
- 1986 Florida State record 20 wins
- 1986 College World Series Runner Up
- 1986 Baseball America Player/Pitcher of the Year
- 1986 Consensus All-American
- 1986 Metro Conference Tournament MVP
- 1985 Drafted 12th round by Baltimore Orioles
- 1985 All-Metro Conference Team
- 1984 US Olympic Team Alternate



GOLDEN SPIKES



J.D. Drew, Mike Martin, Mike Fuentes and Mike Loynd



J.D. Drew
Outfielder - 1997

J.D. DREW'S PROFILE


POSITION: OUTFIELDER
BATS: LEFT **THROWS:** RIGHT
SCHOOL: FLORIDA STATE
HEAD COACH: MIKE MARTIN
BORN: NOVEMBER 20, 1975
HOME: HAHIRA, GA

CAREER STATISTICS

YEAR	TEAM	G	AVG	AB	R	H	2B	3B	HR	RBI	BB	SO	SB
1995	FSU	64	.325	209	54	68	7	3	17	63	36	54	11
1996	FSU	69	.386	241	90	93	17	5	21	94	55	53	10
1997	FSU	67	.455	233	106	110	15	5	31	100	84	37	32
TOTAL		200	.388	683	250	271	39	13	69	257	175	144	53

AMATEUR HIGHLIGHTS

- 1997 Second overall pick in MLB Draft by Philadelphia Phillies
- 1997 Dick Howser Award winner
- 1997 Broke 17 Florida State and ACC offensive records
- 1997 Triple-Triple (100 Hits – 100 Runs – 100 RBI)
- 1997 College baseball's first 30 HR – 30 SB season
- 1997 Baseball America, Collegiate Baseball and Sporting News National Player of the Year
- 1997 Consensus First Team All-American
- 1997 ACC Player of the Year
- 1996 Voted CWS 50th Year Team
- 1996 Florida State record 34-game hitting streak (at the time)
- 1996 Member of Team USA
- 1996 First Team All-ACC
- 1996 First Team All-American
- 1995 Freshman All-American
- 1995 CWS All Tournament Team



Buster Posey
Catcher - 2008

BUSTER POSEY'S PROFILE

POSITION: CATCHER
BATS: RIGHT **THROWS:** RIGHT
SCHOOL: FLORIDA STATE
HEAD COACH: MIKE MARTIN
BORN: MARCH 27, 1987
HOME: LEESBURG, GA

CAREER STATISTICS

YEAR	TEAM	G	AVG	AB	R	H	2B	3B	HR	RBI	BB	SO	SB
2006	FSU	65	.346	246	58	85	14	2	4	48	38	45	9
2007	FSU	62	.382	246	66	94	21	2	3	65	32	27	4
2008	FSU	68	.463	257	89	119	21	4	26	93	57	29	5
TOTALS		195	.397	749	213	298	56	8	33	206	127	101	18

AMATEUR HIGHLIGHTS

- 2008 Fifth overall pick in MLB First Year Player Draft to San Francisco Giants
- 2008 Winner of the Golden Spikes Award, Dick Howser Trophy, Brooks Wallace Award and Johnny Bench Award
- 2008 Baseball America, Collegiate Baseball and Rivals.com National Player of the Year
- 2008 ACC Player of the Year, All-ACC First Team, ACC All-Tournament Team
- 2008 NCAA Tallahassee Regional Most Outstanding Player, All-Region team
- 2008 Set FSU single-season batting average at .463
- 2008 ACC triple crown winner – .463 AVG, 26 HR, 93 RBI
- 2008 Consensus First Team All-American
- 2008 Winner of the Rawlings Gold Glove Award at catcher
- 2008 CoSIDA/ESPN the Magazine Academic Player of the Year
- 2008 First Team Academic All-American
- 2008 ACC Baseball Scholar Athlete of the Year, ACC Academic Team, ACC Honor Roll
- 2008 Team captain
- 2007 Collegiate Baseball First Team All-American
- 2007 Finalist for the Johnny Bench Award
- 2007 All-ACC First Team
- 2007 NCAA Tallahassee All-Region team
- 2006 Louisville Slugger Freshman All-American
- 2006 ACC All-Tournament Team



NATIONAL PLAYERS OF THE YEAR

SEMINOLES



J.D. Drew
1997

Mike Loynd
1986

Mike Fuentes
1981

Tony Thomas, Jr.
2007

Terry Kennedy
1977

Buster Posey
2008

Shane Robinson
2005


Jeff Ledbetter
1982

HOME TO THE BEST






FIRST TEAM ALL-AMERICANS



DICK HOWSER 1957-58


The first All-American in Florida State history, Dick Howser led FSU into the District III Playoffs each season from 1956-58, and to the District Championship in 1957. This brilliant shortstop was named All-Region in 1957 and '58 and earned All-America recognition from the ABCA both of those years. In 1956, Howser's .422 batting average

set a Florida State season mark. He played professional baseball for Kansas City, Cleveland and the New York Yankees and returned to coach his alma mater to a 43-17-1 record in 1979.




BUDDY TEAGLE 1962

Buddy Teagle, the catcher for the 1962 Seminoles, was honored with ABCA All-America status after a fine offensive and defensive year. He proved to be a threat both at and behind the plate. At the plate, Teagle boasted a .325 batting average. Behind the plate his rifle arm was a threat to all potential base stealers.



MIKE AUGUSTINE 1963

Mike Augustine is literally a Seminole success story. In the 1962 season, he never saw regular playing time until tournament time. The next season, the centerfielder broke a school record for most hits in a season with 58. This 5-9, 150-pound All-American led Florida State to the District III title and a trip to the College World Series.



KEN SUAREZ 1964

For the second time in three seasons, the Seminoles boasted an All-America catcher. In 1962, Buddy Teagle was named All-America and in 1964, Ken Suarez was named to the first team Coaches All-America team. Suarez was the leader of the 1964 Seminoles. He led the team in five offensive departments, including batting average as he hit .404.



JIM LYTTLE 1966


In 1966, Jim Lyttle was named a first team All-American by The Sporting News and the American Baseball Coaches Association. He was also an All-District III NCAA selection. That year, Lyttle rewrote Florida State slugging records. His 13 home runs, 51 RBIs and 131 total bases set school records that lasted for years. He was also a fine

defensive outfielder with an arm like a rifle. He played professional baseball with the Yankees, White Sox and Expos.




DICK GOLD 1969

Dick Gold, the team co-captain for the 1969 Seminoles, set many Florida State batting records. His 20 career doubles, 83 career RBIs, 151 career hits and 98 career runs either tied or surpassed the school records of the day. The nine triples he hit in 1969 remains a Florida State mark. Gold was a first team ABCA All-American and a District III team selection.



DICK NICHOLS 1970

Dick Nichols was the leading hitter on the 1970 national runner-up Seminole team that boasted four All-Americans. His batting average of .338 was just above fellow All-American Ron Cash's .335. Nichols, the second baseman for the Tribe, was selected to the All-District III team and earned All-America recognition from The Sporting News.



GUILLERMO (JUAN) BONILLA 1976


The third baseman for the 1976 Tribe team that went 40-16 under Head Coach Woody Woodward, Guillermo (Juan) Bonilla garnered first team All-America honors from the Coaches Association for his offensive and defensive prowess. Bonilla, a native of Rip Piedras, Puerto Rico, hit nearly .350 for the 1976 Seminoles and ranked second only to fellow All-American Terry Kennedy in RBI and runs scored.



TERRY KENNEDY 1976-77


The Sporting News Player of the Year

Swinging his big bat or crouched behind the plate, Terry Kennedy gave Florida State his best. From 1975-77, he drove in 122 runs and clouted 32 homers. His 64 RBIs, 21 home runs and .810 slugging average were school records in 1976. He earned 1976 All-Region and 1977 all-Metro honors. In both 1976 and '77, he was named a first team All-American by The Sporting News and added Most Valuable Player recognition from the magazine in 1977.



JIM WEAVER 1980

Jim Weaver, the Seminole leftfielder in 1980, was second only to fellow outfielder Mike Fuentes in batting. Weaver's numbers, .372 batting average and 18 home runs, fit perfectly into a powerful hitting team which boasted five players who hit above .350. Weaver also had a team-high 28 stolen bases. He was a member of the All-Metro Conference first team, as well as an All-American by The Sporting News.




MIKE FUENTES 1980-81

Golden Spikes Award

Mike Fuentes went from being cut from the Seminole team to winning the Golden Spikes Award in 1981, symbolizing college baseball's best player. He was FSU's third two-time All-American (ABCA) and also earned first-team recognition from Baseball America. He became the first Seminole to hit .400 in a season when he batted .408 as a junior while leading Florida State into the 1980 College World Series. Fuentes capped a brilliant career with a senior season that included 27 home runs, 81 RBIs and a .360 average. During that year, he broke the NCAA career home run mark, finishing his career with 64.



FIRST TEAM ALL-AMERICANS

**JEFF LEDBETTER**

1981-82


*The Sporting News Player of the Year
Baseball America Player/ Pitcher of the Year*

Jeff Ledbetter was nicknamed "Tree Tops" for his monumental blasts into the pine trees behind the right-field wall at Seminole Field. Ledbetter set NCAA and FSU records in almost every offensive category, including home runs in a season (42), career home runs (97), home runs in a game (4), career RBIs (346), total bases in a season (273) and career total bases (346). Ledbetter ended an outstanding 1982 season by being named All-Metro, All-Metro Tournament, Metro Player of the Year, consensus All-American and The Sporting News and Baseball America Player of the Year.

**FRANK FAZZINI**

1985

A powerful slugger, Frank Fazzini posted outstanding numbers during the 1985 season. His remarkable batting average of .413 was padded with other great statistics including 33 home runs and 118 RBIs. Fazzini's offensive skills made him a first team All-America choice by the Coaches Association and Baseball America, as well as a member of the All-Metro Conference and All-Metro Tournament teams.

**LUIS ALICEA**

1986

Florida State's second baseman in 1986, Luis Alicea literally raked in the awards. He was named to All-America teams by The Sporting News and Baseball America, was the MVP of the NCAA South II Regional Tournament and earned recognition on the College World Series All-Tournament team. With a batting average of .392 and a fielding

percentage of .945, Alicea was dangerous both offensively and defensively. These skills made him an integral member of the Seminoles' College World Series runner-up team.

**MIKE LOYND**

1986

Golden Spikes Award*Baseball America Player/ Pitcher of the Year*


Pitcher Mike Loynd, who led the Seminoles to a 61-13 record and a second place finish in the College World Series, was named the 10th recipient of the Golden Spikes Award in 1986. Loynd won the award after compiling a 20-3 record in a stellar senior season. Loynd was a master at fooling opposing batters, striking out 223 of them. Because of his tremendous numbers, Loynd was a first team ABCA and Baseball America All-American, as well as the Metro Tournament MVP.

**RICHIE LEWIS**

1986-1987

Richie Lewis, a pitcher from Muncie, Ind., was a fiery strikeout artist who mystified opposing batters. From 1985-87, Lewis struck out 520 batters in 392.2 innings of play. This not only remains a Seminole all time record, but ranks second in the NCAA record book. In 1987, he was chosen to the ABCA, The Sporting News and Baseball America

All-America teams.

**PEDRO GRIFOL**


1991

Pedro Grifol, an All-America catcher, epitomized the spirit of the 1991 College World Series squad. Always competitive, Grifol posted a .344 batting average and a near-perfect .998 fielding average. He led the squad in RBIs with 80 and in home runs with 16. Grifol, a three-year starter at catcher, proved a great target for Seminole pitchers. His ability to frame a pitch and provide leadership behind the plate gave his Florida State teammates a player they could look up to.

**CHRIS ROBERTS**

1992

Chris Roberts, one of the highest draft picks to ever attend Florida State, was a three year starter in the outfield and on the mound for the Seminoles from 1990-92. Roberts was a 1992 Collegiate Baseball All-American, as well as an All-ACC selection. The Middleburg, Fla., product racked up numerous awards at Florida State, including the 1991 Metro Conference Player-of-the-Year. Roberts hit .301, smashing 32 homeruns and driving in 175 runs. As a pitcher, Roberts posted a 23-8 record with 202 strikeouts. While at Florida State, Roberts started in leftfield for the USA National Team in the summer of 1991 and again at the 1992 Olympic Games in Barcelona. Roberts was selected in the first round of the 1992 June draft, and later signed with the New York Mets.

**PAUL WILSON**

1994

All-American Paul Wilson made Florida State history by becoming the highest Seminole ever chosen in any professional sport draft, when the right-handed pitcher was named the first overall pick in the 1994 Major League Baseball Amateur Draft. Wilson was selected to the Baseball America and National Collegiate Baseball Writers Association All-American teams, in addition to being tagged All-Atlantic Coast Conference. The Orlando native capped his FSU career by being named one of nine finalists for the Golden Spikes award, presented annually to the top amateur baseball player in the country. Wilson compiled a 27-11 record at FSU with a 2.77 ERA. Along the way he struck out 299 in 304.2 innings of work. Wilson established himself as the ace of the 1993 Team USA pitching staff, starting in nine games.


**JONATHAN JOHNSON**

1995

Jonathan Johnson led Florida State to its first ever Atlantic Coast Conference championship, as he was named Most Valuable Player of the 1995 tournament for his outstanding performance. Johnson, a 1995 Baseball America All-American, also garnered All-ACC honors. He struck out 391 batters in his career, which ranks fourth on the all-time ACC career list. Johnson compiled a 34-5 record and 2.62 ERA in three years as a starter for the Seminoles. The native of Ocala, Fla., was also chosen as a finalist for the Golden Spikes Award, presented each year to the nation's top amateur baseball player. Johnson was the seventh pick of the 1995 June draft by the Texas Rangers.



FIRST TEAM ALL-AMERICANS




J.D. DREW*
1996-1997

Golden Spikes Award
Collegiate Baseball Player of the Year
The Sporting News Player of the Year
Baseball America Player of the Year

J.D. Drew rewrote history as he established himself as one of the best hitters in college baseball. Drew was a consensus


1st Team All-American after becoming the only player in Division I baseball history to hit 30 home runs and steal 30 bases. He was named Player of the Year by Baseball America, Collegiate Baseball, The Sporting News, and the Atlantic Coast Conference and received the Dick Howser Award given by the American Baseball Coaches Association. Drew was also crowned the Golden Spikes Award winner, given by USA Baseball to the best amateur baseball player. He batted a FSU record .455 in 1997, while becoming one of just three players in Division I college baseball history to record a triple-triple — 100 hits, 100 runs, 100 RBI. Drew broke a total of 17 Florida State and ACC records including FSU season batting average, FSU & ACC career slugging percentage and ACC season and career home runs. Drew highlighted his junior campaign with an FSU record 34-game hitting streak during which he batted .524 with 20 home runs and 62 RBI. Drew was the second pick of the 1997 draft by the Philadelphia Phillies.



JEREMY MORRIS
1997

Jeremy Morris turned in a record-breaking year after returning for his senior season despite being drafted in the ninth round after his junior year. Morris became the Atlantic Coast Conference all-time RBI leader as he finished his senior campaign with 273 in his career. He also


set a new Florida State career doubles record with 78. Morris was selected a 1st Team All-American by Baseball America and The Sporting News, and earned 2nd Team honors from Collegiate Baseball, the ABCA and the NCBWA. He also earned All-ACC for the second consecutive season and was named the ACC Tournament Most Valuable Player for his performance in the Seminoles' 1997 conference championship. Morris led Florida State and the ACC in RBIs with 116. He batted .356 with 25 home runs, 22 doubles and 25 stolen bases. Morris was named to both the ACC and NCAA East Regional All-Tournament Teams and was selected ACC Player of the Week three times in 1997.



BRIAN COX
1998

Brian Cox will be remembered as one of the most consistent hitters in Florida State history after ending his senior season on a 25-game hitting streak. The senior centerfielder earned 1st Team All-America distinction from the American Baseball Coaches Association and 1st Team All-ACC honors after leading the Seminoles with a .393 average, 18

home runs and 87 RBI. Cox batted .682 with four home runs and 15 RBI in the NCAA Atlantic II Regional and garnered NCAA Regional All-Tournament Team honors as he led the Seminoles back to the College World Series. He also set a new Florida State record with 10 consecutive hits in the Liberty, Delaware, and Oklahoma games in regional play. Cox finished the year with 27 doubles for third place on the FSU single-season chart. He was also named to the 2nd Team NCBWA Super Team, ACC All-Tournament Team and 1st Team ABCA All-Atlantic Region Team. Cox earned Atlantic Coast Conference Player of the Week honors three times during the season.




MATT DIAZ
1998, 1999

The Sporting News Freshman of the Year

Matt Diaz followed up one of the most impressive freshman seasons in FSU history with another outstanding campaign as a sophomore in 1999. Diaz was named The Sporting News Freshman of the year after hitting .390 with 22 home runs and 84 RBI. The Freshman All-American

was named the 1998 NCAA Atlantic II Regional MVP and hit four home runs in one of those games against Oklahoma. As a sophomore in 1998, Diaz earned first team All-America recognition from the ABCA and NCBWA after hitting .379 with 21 home runs and 94 RBI. With a career batting average of .384, Diaz ranked second only to J.D. Drew on the FSU all-time chart at the end of his career. His career slugging percentage of .700 is sixth in school history and his 43 home runs rank 10th.



CHRIS CHAVEZ
1999

In four seasons as a Seminole, Chris Chavez will be remembered for his ability to step on the mound in any situation and come through with a win. His performance as both a starter and a reliever at the 1999 College World Series will go down as one of the best efforts in FSU history. Chavez, named to the CWS All-Tournament team,


got two of the Seminoles' four wins in Omaha and also recorded a save. He was a first team All-ACC selection and was named a NCBWA first team All-American following a senior year in which he went 8-5 with a 2.17 ERA and totaled five saves. Chavez was also named to the NCAA Tallahassee All-Tournament team. He left FSU third all-time in appearances (109), third in relief appearances (85), sixth in strikeouts (312) and sixth in saves (13).



MARSHALL MCDOUGALL*
1999

In his first year as a Seminole, Marshall McDougall became a household name in the baseball circles around the country. McDougall's six home run, 16 RBI, 25 total base performance at Maryland on May 9, 1999 shattered NCAA single game records in all three categories. It wasn't just a one game season for McDougall as he went on to win

the ACC triple crown and ACC Player of the Year honors with a .419 batting average, 106 RBI and 28 home runs. He started all 71 games and led the nation in RBI and hits (126). The Most Outstanding Player at the College World Series, McDougall was a consensus first team All-American and a Golden Spikes and NCBWA/Dick Howser Player of the Year finalist. In the FSU all-time record book, McDougall's 1999 season ranked among the top five in eight individual categories — hits, runs, runs batted in, home runs, doubles, total bases, batting average and slugging percentage.



NICK STOCKS
1999

The ace of Florida State's national championship runner-up team as a sophomore in 1999, Nick Stocks went 13-2 with a 3.25 ERA and 139 strikeouts. Stocks was recognized as a first team All-American by Collegiate Baseball and the NCBWA. He was a member of one of the top Seminole pitching staffs in school history that ended the year third in

the country with a team ERA of 3.18. His single season total of 139 strikeouts is seventh all-time at FSU, while his 20 career starts are tied for sixth. Stocks played on Team USA following a freshman year in which he led the ACC with a 2.35 ERA. A two-time All-ACC first team selection, Stocks was a supplemental first round draft pick of the St. Louis Cardinals in 1999.

SEMINOLES



FIRST TEAM ALL-AMERICANS



JOHN-FORD GRIFFIN* 2001


One of the top hitters in school history, John-Ford Griffin was named a consensus All-American outfielder as a junior. Griffin led the 2001 Seminoles with a .450 batting average, 19 home runs, 30 doubles and 75 RBI. He was named the ACC Player of the Year and was one of five finalists for the Golden Spikes Award. Griffin's .427 career batting average not only broke J.D. Drew's former school mark of .391, but was also the best in ACC history and the 16th-best in NCAA history. He was named to the ACC All-Tournament team and was voted the most outstanding player at the NCAA Regional in Tallahassee. Griffin signed with the New York Yankees after being drafted with the 23rd pick in the first round of the 2001 MLB Draft.



RYAN BARTHELEMY 2002

The leader of Florida State's 2002 squad, third baseman Ryan Barthelemy put together an outstanding senior season and was named a first team All-American by Collegiate Baseball and the ABCA. He was a first team All-ACC selection and was named to the ACC All-Tournament team as FSU won both the ACC regular season and tournament titles.

The Miami native batted .357 and led the team with 17 home runs and 94 RBI. Barthelemy and the 2002 team compiled a 60-14 record and put together a school record 25-game winning streak. The Seminoles also swept Miami and Clemson on the road for the first time in the history of the program. His 33-game hitting streak came up one short of J.D. Drew's record. Barthelemy ended his Florida State career among the school's all-time top five in home runs and RBI. He was selected in the 10th round of the 2002 MLB Draft by the Philadelphia Phillies.




TONY RICHIE 2002

Catcher Tony Richie was named a first team All-American by Baseball America in 2002. A freshman All-American in 2001, Richie followed up with a great sophomore season as he hit .353 with 13 home runs and 75 RBI. He earned Louisville Slugger National Player of the Week honors after going 9-for-14 with four homers and eight RBI in FSU's first-ever sweep at Clemson. He was named the MVP of the NCAA Regional in Tallahassee after hitting .667 (8-for-12) with a .917 slugging percentage. Richie was a first team All-ACC selection and was voted to the ACC All-Tournament team as he helped the Seminoles take home the 2002 ACC championship with a 5-0 record. The Jacksonville native led the team with 27 multi-RBI games on the season.



EDDY MARTINEZ-ESTEVE* 2004

A consensus All-American selection in 2004, Martinez-Esteve came up just two RBI shy from becoming the second Triple Crown winner in ACC baseball history. He led FSU in eight major offensive categories as a sophomore: batting average (.385); slugging percentage (.707); hits (104); RBI (82); doubles (24); home runs (19); total bases (191) and plate appearances (315). Martinez-Esteve hit a team-best .535 vs. left-handed pitchers and also led the squad with a .413 average with runners on base. He batted 1.000 with the bases loaded and collected 25 two-out RBI. His 33 multi-hit games and 21 multi-RBI games were both team-leading marks in 2004. He was named ACC Player of the Week once, selected to the 2004 ACC All-Tournament Team and named to the Dairy Queen Classic All-Tournament team.



SHANE ROBINSON* 2005

Collegiate Baseball Player of the Year

Collegiate Baseball's National Player of the Year in 2005, Shane Robinson put together one of the most remarkable seasons in Seminole baseball history earning consensus first team All-American honors. The Tampa native was just the fifth consensus first team All-American in FSU history and was a candidate for every national player of the year honor. Robinson enjoyed a school record 40-game hitting streak that garnered the sophomore national attention including a resolution passed by the Florida House of Representatives recognizing the streak. It was the ninth longest streak ever in Division I baseball and the second longest in ACC history. After the streak came to an end, the sophomore went on to reach base safely in 17 more games giving him a 57-game streak of reaching base. Robinson became the first player in FSU history to record 100 hits and steal 40 bases in the same season in 2005 and he was also the first player in the nation to reach the 100-hit plateau that year. He led the nation in hits (122) and runs scored (96) as he was one of only two players to finish the season ranked first nationally in two offensive categories. The outfielder finished the season ranked in the top five nationally for hits (122), runs (96), on base percentage (.532), doubles (25), steals (49), steal attempts (56), games played (73) and games started (73) as he was the only player in America to finish in the top five in hits, runs, doubles and stolen bases. Robinson also ranked in the top 10 nationally for walks (57), total bases (173), and batting average (.427). No player in America finished 2005 ranked in the top five of more offensive categories than Robinson.



BRYAN HENRY 2007

The 2007 ACC Pitcher of the Year and All-ACC first team honoree for the third consecutive season, Henry was named a first team All-American by Collegiate Baseball. The senior right hander was a semifinalist for the Golden Spikes Award, Dick Howser Trophy and Roger Clemens

Award, while being named a quarterfinalist for the Brooks Wallace Award. He led the team, among starters, in wins (14) and ERA (2.60) and ranked first in the ACC in wins, innings pitched (117.2) and total strikeouts (117), fourth in ERA, fifth in strikeouts per game (8.95) and opponents batting average (.238). Henry finished his final season with the Seminoles tied for the national lead in wins, while ranking 19th in strikeouts. He won nine straight ACC decisions in the regular season and set a career-high with his 10th win against North Carolina. With his win over Georgia Tech, he became the seventh pitcher at FSU and first since 1985 to win 14 or more games in a season. Henry earned ACC Pitcher of the Week accolades twice as a senior and was one of 10 finalists for the Lowe's Senior Class Award. The Tallahassee, Fla., native led the pitching staff with three pickoffs in 2007. Henry gave up a run or less in nine of his 18 starts, while posting seven or more strikeouts in 10 of those starts.



TONY THOMAS, JR.* 2007


Collegiate Baseball Player of the Year

In a breakout season for the Seminole second baseman, Thomas was named National Player of the Year by Collegiate Baseball and Rivals.com. He garnered Atlantic Coast Conference Player of the Year and All-ACC first team accolades, while being named a finalist for the Golden Spikes Award, Dick Howser Trophy and Brooks Wallace Award in 2007. The Valrico, Fla., native became the first Seminole to register 30 doubles, 100 hits and 30 stolen bases in a single season. He finished his junior campaign with 33 doubles which tied for the second most in a single-season at FSU. Thomas led the ACC in batting average with a .430 mark while ranking first in six other offensive categories (hits/game, run/game, doubles/game, total bases/game, on



FIRST TEAM ALL-AMERICANS

base percentage and slugging percentage). He also finished in the top 10 in four other categories including stolen bases/game, home runs/game, triples/game and walks per game. The junior second baseman posted 111 hits in 258 at-bats while scoring a team-high 91 runs. He recorded a team-high 11 home runs, while nine of his round trippers came on the road. Thomas reached base safely in 60 of 62 games in 2007 and finished the season with 37 multiple hit games to lead the team. He was named ACC Baseball Player of the Week three times in 2007. Thomas became the sixth consensus first team All-American in Florida State history.




BUSTER POSEY*

2007-2008

Golden Spikes Award, Dick Howser Trophy, Brooks Wallace Award, Johnny Bench Award, Baseball America, Collegiate Baseball, Rivals.com Player of the Year


In his first season behind the plate in 2007, Buster Posey was named a first team All-American by Collegiate Baseball, earned a spot on the All-ACC first team and was a finalist for the Johnny Bench Award, presented to the nation's top collegiate catcher. The sophomore finished the year ranked fifth in the ACC in hitting (.382), second in doubles (21), third in hits (94) and RBI (65) and fourth in runs scored with 66. Following his junior season, Posey would go down as arguably the most decorated player ever to come out of Florida State. He won every major Player of the Year award in 2008 including the Johnny Bench Award, given to the nation's top collegiate catcher. The consensus first team All-American, seventh in school history, finished the season as the national leader in six offensive categories including batting average (.463), hits (119), runs batted in (93), total bases (226), on-base percentage (.566) and slugging percentage (.879). His .463 batting average was the highest recorded in a single-season in Seminole baseball history. In the ACC, Posey led the league in eight categories while ranking in the top 10 in three others en route to being named conference Player of the Year. He became just the fourth student-athlete in ACC history to capture baseball's version of the triple crown as he finished 2008 leading the league in batting average, home runs (26) and RBI. Defensively, the Leesburg, Ga., native started 129 games behind the plate over a two year span. He posted a .989 career fielding percentage as a catcher, registered 12 pickoffs and held opposing runners at bay throwing out 40.8 percent of attempted base stealers.



STEPHEN CARDULLO

2009

In his first year as an everyday starter for the Seminoles in 2009, Stephen Cardullo was named a first team All-American at shortstop by Baseball America. The junior infielder further etched his name in the Florida State record books becoming just the second shortstop in school history to earn first team All-American accolades joining the late Dick Howser (1957 & 1958). Cardullo finished the season hitting .376 in 62 games with 20 doubles, 10 home runs and 51 RBI. The Coral Springs, Fla., native ranked second on the team in hits (89), runs (76) and stolen bases (20), while tying for the team lead in triples with three. He surpassed his career totals in every major offensive category in 2009 en route to being named an All-ACC second team honoree and a semifinalist for the Brooks Wallace Award. After moving to shortstop on March 17, 2009 against Florida, Cardullo came into his own at the position making 47 starts. During that time, FSU responded with a 35-12 mark after beginning the season at 9-6. The move also seemed to spark his offensive production as Cardullo led all players with a .405 average recording nine home runs and 48 RBI during that span. Cardullo put a stamp on the season when he tied the school record and set the NCAA postseason record with a seven-hit performance against Ohio State in the championship game of the Tallahassee Regional.




MIKE MCGEE

2010

John Olerud Two-Way Player of the Year

The first-ever winner of the John Olerud Two-Way Player of the Year Award, Mike McGee garnered first team All-America honors from both Baseball America and the National Collegiate Baseball Writers Association (NCBWA) as a utility player. For the second year in a row, the outfielder/pitcher led the club in home runs and RBI as a junior in 2010. His 17 home runs ranked him sixth in the ACC that year and his 73 RBI placed him fifth in the conference. McGee led the Seminoles with three walk-off hits in 2010 and also had a streak of 12 straight games with an RBI as he drove in 24 runs in those 12 games. McGee batted .328 on the season while slugging .600. On the mound, McGee was 13-of-15 in save opportunities with eight of those 13 saves coming in league play. His 13 saves ranked him third all-time at FSU for saves in a single season. He finished the season with a 4-1 record and an ERA of just 2.96. McGee was named a first team All-ACC selection, a Dick Howser Trophy semifinalist and Golden Spikes Award semifinalist.



SEAN GILMARTIN

2011

NCBWA Freshman Pitcher of the Year

As the No. 1 starter over his three-year playing career at Florida State, Sean Gilmartin was a two-time All-American earning the distinction in 2009 and 2011. Selected with the 28th overall pick by the Atlanta Braves in the 2011 MLB Draft, Gilmartin finished the 2011 season with a 12-2 record and a 2.09 ERA. He recorded 130 strikeouts while issuing just 21 walks over 120.1 innings of work en route to earning first team All-America honors from Baseball America, NCBWA and Collegiate Baseball. Gilmartin added second team All-America honors from the ABCA to an already impressive resume that same year. He became the Seminoles' Friday night start just three weeks into his freshman season and never relinquished that role until leaving after his junior year to pursue a playing career in Major League Baseball. The southpaw became just the second Seminoles since 2000 to be named an All-American as a freshman, joining Stephen Drew in 2002. Gilmartin went on to garner Freshman Pitcher of the Year accolades from the NCBWA in 2009. The Moorpark, Calif., native left Florida State ranked in the top 10 in career starts (50), innings pitched (330.0), strikeouts (321) and wins (33).

* - denotes consensus All-American



ALL-TIME ALL-AMERICANS

(First team unless otherwise indicated)

YR	PLAYER, POS.	TEAMS MADE
1957	Dick Howser, SS	ABCA
1958	Dick Howser, SS	ABCA
1959	Bob Clem, 2B	ABCA (2)
1961	Jack Dull, 2B	ABCA (3)
1962	Buddy Teagle, C	ABCA
1963	Mike Augustine, OF	ABCA
	Woody Woodward, SS	ABCA (3)
1964	Ken Suarez, C	ABCA
1966	Jim Lyttle, OF	ABCA, TSN
1966	Gary Sprague, SS	TSN (2)
1968	Tom Cook, C	ABCA (3)
1969	Dick Gold, 2B	ABCA, TSN (HM)
1970	Dick Nichols, 2B	TSN, ABCA (2)
	Johnny Grubb, OF	TSN (HM)
	Ron Cash, 3B	TSN (HM)
	Pat Osburn, P	TSN (HM)
1972	John Librandi, OF	ABCA (3)
1975	Danny O'Brien, P	ABCA (HM)
	Randy Davidson, OF	ABCA (HM)
	Steve Tebbetts, OF	TSN (HM)
	Jim Busby, OF	TSN (HM)
1976	Terry Kennedy, C	TSN
	Guillermo Bonilla, 3B	ABCA
1977	Terry Kennedy, C	TSN
1978	Blane McDonald, C	ABCA (2)
1979	Craig Patterson, 2B	ABCA (2)
1980	Mike Fuentes, OF	ABCA, TSN (2)
	Jim Weaver, OF	TSN
1981	Mike Fuentes, OF	ABCA, BA, TSN (2)
	Jeff Ledbetter, DH	TSN, BA (2)
1982	Jeff Ledbetter, OF	ABCA, BA, TSN
1983	Frank Fazzini, OF	BA (FR)
	Doug Little, P	BA (FR)
1984	Frank Fazzini, OF	BA (3)
	Paul Sorrento, OF	BA (FR)
	Luis Alicea, 2B	BA (FR)
	Ray Revak, P	BA (FR-2)
1985	Frank Fazzini, OF	ABCA, BA, TSN (2)
	Doug Little, P	BA (2), ABCA (3)
	Luis Alicea, 2B	BA (3)
	Richie Lewis, P	BA (FR)
	Barry Blackwell, C	BA (FR)
1986	Luis Alicea, 2B	BA, TSN, ABCA (2)
	Mike Loynd, P	ABCA, BA
	Richie Lewis, P	BA
	Bien Figueroa, SS	BA (2)
	Paul Sorrento, OF	BA (2)
1987	Richie Lewis, P	BA, TSN, ABCA (2)
	Ed Fulton, C	BA (3), ABCA (3)
1988	Ricky Kimball, P	BA (FR)
1989	Allen Bevis, 2B	BA (FR-2)
	Pedro Grifol, C	BA (FR-2)
1990	Brad Gregory, P	ABCA (2)
	Gar Finnfold, P	BA (2)
	Marc Ronan, P	BA (2)
	Roger Bailey, P	BA (FR-2)
	Chris Roberts, OF	BA (FR-2)
1991	Pedro Grifol, C	ABCA, BA
	Eduardo Perez, 1B	ABCA (2), BA (3)
	Chris Roberts, OF	BA (3)
1992	Chris Roberts, OF	BA, ABCA (2)
	Roger Bailey, P	BA (2), ABCA (3)

YR	PLAYER, POS.	TEAMS MADE
1993	Link Jarrett, SS	NCBWA (2)
	Doug Mientkiewicz, 1B	NCBWA (3), BA (FR-2)
	Jonathan Johnson, P	CB (FR), BA (FR), CB (3)
	Mickey Lopez, 3B	CB (FR-HM)
1994	Link Jarrett, SS	NCBWA (2)
	Jonathan Johnson, P	NCBWA (2), CB (3), BA (3)
	Mike Martin, Jr., C	NCBWA (2)
	Doug Mientkiewicz, 1B	NCBWA (2)
	Jeremy Morris, LF	CB (FR-HM)
	Paul Wilson, P	BA, NCBWA, CB (2)
1995	Jonathan Johnson, P	BA, CB (2)
	David Yocum, OF	BA (2), CB (3)
	J.D. Drew, OF	CB (FR), BA (FR)
1996	J.D. Drew, OF	BA, ABCA, CB, NCBWA
	Jeremy Morris, OF	BA (2), CB (2), NCBWA (2)
	Randy Choate, P	BA (3), CB (3), NCBWA
	Scott Zech, 2B	ABCA (3), NCBWA (2)
	Steven "Scooby" Morgan, P	NCBWA (3)
1997	J.D. Drew, OF	BA, ABCA, CB, NCBWA, TSN
	Jeremy Morris, OF	BA, TSN, CB (2), ABCA (2), NCBWA (2)
	Randy Choate, P	BA (2), TSN (2), NCBWA (2), ABCA (2), CB (3)
1998	Brian Cox, OF	ABCA, NCBWA (2)
	Jeremy Salazar, C	NCBWA, TSN (2), CB (3)
	Matt Diaz, OF	CB (FR), TSN (FR), TSN (3), NCBWA (3)
	Wes Crawford, P	TSN (3)
	Jon McDonald, P	CB (FR), TSN (FR)
	Nick Stocks, P	TSN (FR-2), CB (FR-HM)
	Brett Groves, SS	CB (FR-HM)
1999	Chris Chavez, P	NCBWA
	Kevin Cash, 3B	NCBWA (3)
	Matt Diaz, OF	ABCA, NCBWA, CB (3), BW (2)
	Jon McDonald, P	NCBWA (3)
	Marshall McDougall, 2B	ABCA, NCBWA, CB, BW, BA
	Nick Stocks, P	CB, BA (2), ABCA (2)
	Blair Varnes, P	CB (FR), BA (FR)
2000	John-Ford Griffin, OF	CB (2), ABCA (2)
	Matt Lynch, P	CB (FR), BA (FR-3)
	Daniel Hodges, P	CB (FR-HM)
2001	John-Ford Griffin, OF	BW, CB, BA, NCBWA, ABCA
	Tony Richie, C	CB (FR)
	Trent Peterson, P	CB (FR-HM)
	Jeff Probst, IF	CB (FR-HM)
2002	Ryan Barthelemy, 3B	BW, CB, ABCA, NCBWA (2), BA (3)
	Stephen Drew, SS	BA (2), BA (FR), CB (FR)
	Tony Richie, C	BA (1), CB (3), NCBWA (3)
	Matt Lynch, P	CB (2), BW (2), ABCA (2)
2003	Tony Richie, C	BW (2), CB (2), ABCA (2), NCBWA (3)
	Trent Peterson, P	CB (2), ABCA (2)
	Stephen Drew, SS	BA (3), CB (3)
	Daniel Davidson, P	CB (3)
	Daniel Hodges, P	ABCA (2)
	Mark Sauls, P	CB (FR)
	Eddy Martinez-Esteve, 3B	CB (FR)
2004	Ryne Malone, INF	CB (FR)
	Brian Schultz, P	CB (FR)
	Eddy Martinez-Esteve, 3B/OF	ABCA, BA, CB, NCBWA
	Stephen Drew, SS	BA (2), ABCA (3), CB (3), NCBWA (3)
2005	Shane Robinson, OF	BA, ABCA, NCBWA, CB
	Tyler Chambliss, P	NCBWA (3)

SEMINOLES



NATIONAL AWARD WINNERS

YR	PLAYER, POS.	TEAMS MADE
2006	Shane Robinson, OF Tyler Chambliss, P Buster Posey, SS	CB (3), NCBWA (2), CBF NCBWA (3) CB (FR)
2007	Tony Thomas, Jr., 2B Bryan Henry, P Buster Posey, C Mark Hallberg, SS Jason Stidham, 3B	CB, R, NCBWA, ABCA, BA CB, ABCA, R (2), NCBWA (3), BA (3) CB, BA (2), ABCA (3) ABCA (3) CB (FR), R (FR), BA (2-FR)
2008	Buster Posey, C Matt Fairel, P Stuart Tapley, 3B Tyler Holt, OF Mike McGee, UT	ABCA, BA, CB, NCBWA, R NCBWA (2) CB (FR), R (FR), NCBWA (2-FR) NCBWA (2-FR) R (FR), NCBWA (2-FR)
2009	Stephen Cardullo, SS Tyler Holt, OF Mike McGee, UT Sean Gilmartin, P	BA BA (2), CB (2), NCBWA (2) BA (2), NCBWA (3) NCBWA (2), CB (3), ABCA (3), BA (FR), R (FR)
2010	Mike McGee, UT Mike McGee, RP Tyler Holt, OF	BA, NCBWA CB (3) BA (2), CB (2)
2011	Sean Gilmartin, P James Ramsey, OF	BA, CB, NCBWA, ABCA (2) ABCA (3), BA (3), NCBWA (3)

KEY: ABCA-American Baseball Coaches Association, BA-Baseball America, TSN-The Sporting News, FR-Freshman All-America Team, NCBWA-National Collegiate Baseball Writers Association, HM-Honorable Mention, CB-Collegiate Baseball, BW-Baseball Weekly, R-Rivals.com.

ACADEMIC ALL-AMERICANS

(Selected by the College Sports Information Directors of America)

Greg Gromek, SS	1970 (1), 1971 (1)
Carl Gromek, P	1970 (1)
Dick Nichols, INF	1970 (2)
Danny O'Brien, P	1975 (1)
Tommy Zoeller, 1B	1985 (3)
Gar Finnold, P	1989 (1)
Matt Diaz, OF	1999 (3)
Buster Posey, C	*2008 (1)
James Ramsey, OF	2011 (1)

* named Academic All-America of the Year



Rawlings Gold Glove Award

NATIONAL PLAYER/PITCHER OF THE YEAR

1977	Terry Kennedy, C	Sporting News
1981	Mike Fuentes, OF	Golden Spikes Award
1982	Jeff Ledbetter, 1B/P	Sporting News, Baseball America
1986	Mike Loynd, P	Golden Spikes Award, Baseball America
1997	J.D. Drew, OF	Collegiate Baseball, Baseball America, Sporting News, Dick Howser Award, American Baseball Coaches Association, Golden Spikes Award
2005	Shane Robinson, OF	Collegiate Baseball
2007	Tony Thomas, Jr., 2B	Collegiate Baseball, Rivals.com
2008	Buster Posey, C	ABCA, Baseball America, Brooks Wallace Award, Collegiate Baseball, Dick Howser Trophy, Golden Spikes Award, Johnny Bench Award, Rivals.com



Johnny Bench & Buster Posey

NATIONAL ROOKIE OF THE YEAR

1998	Matt Diaz, OF	The Sporting News
1999	Blair Varnes, P	Collegiate Baseball
2002	Stephen Drew, SS	Baseball America
2009	Sean Gilmartin, P	NCBWA - Pitcher

JOHN OLERUD TWO-WAY PLAYER OF THE YEAR

2010	Mike McGee	Outfield/Pitcher
------	------------	------------------

RAWLINGS GOLD GLOVE AWARD

2008	Buster Posey	Catcher
2009	Tyler Holt	Outfield



ACC ACCOLADES

1992

UT Chris Roberts - JR	FT
OF Ty Mueller - JR	ST
P Roger Bailey - JR	ST
P Tim Davis - SR	ST

1993

P Paul Wilson - SO	ST
DH Mike Schmitz - JR	ST

1994

2B Mickey Lopez - SO	FT
P Paul Wilson - JR	FT
1B Doug Mientkiewicz - SO	ST
SS Link Jarrett - SR	ST
C Mike Martin, Jr. - JR	ST
P Jonathan Johnson - SO	ST

1995

P Jonathan Johnson - JR	FT
1B Doug Mientkiewicz - JR	ST
2B Mickey Lopez - JR	ST
OF Randy Hodges - SR	ST
P David Yocum - SO	ST
P Phil Olson - JR	ST

1996

2B Scott Zech - JR	FT
SS Brooks Badeaux - SO	FT
OF J.D. Drew - SO	FT
OF Jeremy Morris - JR	FT
P Chuck Howell - JR	ST

1997

OF J.D. Drew - JR	FT
OF Jeremy Morris - SR	FT
P Randy Choate - JR	FT
2B Scott Zech - SR	ST
3B Geoff Sprague - SR	ST
P Zach Diaz - SO	ST

1998

OF Brian Cox - SR	FT
C Jeremy Salazar - SR	FT
OF Matt Diaz - FR	ST
P Jon McDonald - R-FR	ST

1999

2B Marshall McDougall - JR	FT
OF Matt Diaz - SO	FT
P Chris Chavez - SR	FT
P Nick Stocks - SO	FT
3B Kevin Cash - JR	ST
P Jon McDonald - R-SO	ST

2000

OF Chris Smith - SO	FT
UT Marshall McDougall - SR	FT
DH John Ford-Griffin - SO	FT
P Mike Ziegler - JR	FT
1B Ryan Barthelemy - SO	ST

2001

1B Ryan Barthelemy - JR	FT
OF John Ford-Griffin - JR	FT
SP Blair Varnes - JR	FT
OF Karl Jernigan - SR	ST
SP Matt Lynch - SO	ST
RP Justin Lord - JR	ST

2002

3B Ryan Barthelemy - SR	FT
C Tony Richie - SO	FT
SP Matt Lynch - JR	FT
1B Jerrod Brown - JR	ST
SS Stephen Drew - FR	ST
OF Tony McQuade - SO	ST
OF Nick Rogers - SR	ST

2003

SS Stephen Drew - SO	FT
OF Tony McQuade - JR	FT
P Trent Peterson - JR	FT
1B Jerrod Brown - SR	ST
C Tony Richie - JR	ST
P Daniel Davidson - SR	ST
P Daniel Hodges - SR	ST
P Matt Lynch - SR	ST

2004

SS Stephen Drew - JR	FT
OF Eddy Martinez-Esteve - SO	FT
2B Bryan Zech - SR	ST
P Rhett James - SR	ST
INF Ryne Malone - FR	ST

2005

P Bryan Henry - SO	FT
OF Shane Robinson - SO	FT
P Tyler Chambliss - SO	ST
C Aaron Cheesman - R-SR	ST
P Kevin Lynch - SR	ST
1B Ryne Malone - SO	ST

2006

P Bryan Henry - JR	FT
OF Shane Robinson - JR	FT
P Tyler Chambliss - JR	ST

2007

SS Mark Hallberg - JR	FT
P Bryan Henry - SR	FT
C Buster Posey - SO	FT
OF Jack Rye - JR	FT
3B Jason Stidham - FR	FT
2B Tony Thomas, Jr. - JR	FT
OF Mark Gildea - R-SO	ST

2008

C Buster Posey - JR	FT
OF Jack Rye - SR	FT
P Elih Villanueva - JR	FT
SS Tony Delmonico - JR	ST
P Matt Fairel - SO	ST

2009

OF Tyler Holt - SO	FT
P Sean Gilmartin - FR	FT
SS Stephen Cardullo - JR	ST
UT Mike McGee - SO	ST
2B Jason Stidham - JR	ST

2010

OF Tyler Holt - SO	FT
UT Mike McGee - SO	FT

2011

2B Devon Travis - SO	FT
OF James Ramsey - JR	FT
UT Mike McGee - JR	FT
P Sean Gilmartin - JR	FT
C Rafael Lopez - SR	ST
RP Daniel Bennett - SR	ST

FT- First Team; ST-Second Team

ACC PLAYER OF THE YEAR

1997 J.D. Drew	OF
2001 John Ford-Griffin	OF
2007 Tony Thomas, Jr.	2B
2008 Buster Posey	C

ACC PITCHER OF THE YEAR

2007 Bryan Henry	RHP
------------------	-----

ACC COACH OF THE YEAR

Mike Martin	1996, 1998, 1999, 2001, 2007, 2009
-------------	---------------------------------------



ACC ACCOLADES

ALL-ACC ACADEMIC TEAM

2006

Bryan Henry	JR	RHP
Michael Hyde	JR	RHP
Buster Posey	FR	SS
Jack Rye	SO	OF
Ryan Strauss	SO	OF
Luke Tucker	JR	RHP

2007

Travis Anderson	SR	OF
Mark Gildea	SO	OF
Mark Hallberg	JR	SS
Bryan Henry	SR	RHP
Michael Hyde	SR	RHP
Tommy Oravetz	SO	UT
Buster Posey	SO	C

2008

Matt Fairrel	SO	P
Tommy Oravetz	JR	DH
Buster Posey	JR	C
Jack Rye	SR	OF
Ryan Strauss	SR	P
Stuart Tapley	FR	3B

2009

Tyler Holt	SO	OF
Tommy Oravetz	SR	DH

2010

Tyler Everrett	JR	P
John Gast	JR	P
Tyler Holt	JR	OF
James Ramsey	SO	OF
Devon Travis	FR	2B
Stuart Tapley	JR	DH

2011

Robert Benincasa	SO	P
Parker Brunelle	SR	C
James Ramsey	JR	OF
Devon Travis	SO	2B

ACC SCHOLAR ATHLETE OF THE YEAR

2008	Buster Posey	JR	C
2011	James Ramsey	JR	OF

ACC WEAVER-JAMES-CORRIGAN POSTGRADUATE SCHOLARSHIP AWARD RECIPIENTS

Matt Lynch~	2003
Aaron Cheesman	2005

~ denotes honorary award recipient

ACC ACADEMIC HONOR ROLL

FIVE-TIME HONOREE

Aaron Cheesman	2001, 2002, 2003, 2004, 2005
Chris Whidden	1999, 2000, 2001, 2002, 2003

FOUR-TIME HONOREE

Parker Brunelle	2008, 2009, 2010, 2011
Eric Roman	1999, 2000, 2001, 2002
Jack Rye	2005, 2006, 2007, 2008
Mark Sauls	2003, 2004, 2005, 2006
Ryan Strauss	2005, 2006, 2007, 2008

THREE-TIME HONOREE

Ryan Barthelemy	2000, 2001, 2002
John Bentley	1999, 2000, 2001
Zach Diaz	1996, 1998, 1999
Tyler Everett	2008, 2009, 2010
Christopher Ginn	1998, 1999, 2001
Bryan Henry	2005, 2006, 2007
Michael Hyde	2005, 2006, 2007
Matt Lynch	2000, 2001, 2002
Ruairi O'Connor	2007, 2008, 2009
Tommy Oravetz	2007, 2008, 2009
Buster Posey	2006, 2007, 2008
James Ramsey	2009, 2010, 2011
Josh Spivey	2005, 2006, 2007
Blair Varnes	2000, 2001, 2002
Nick Whidden	1999, 2000, 2001

TWO-TIME HONOREE

Travis Anderson	2006, 2007
Brooks Badeaux	1997, 1998
Michael Bell	1994, 1995
Stephen Cardullo	2008, 2009
Michael Chevalier	2001, 2002
Charles Cleveland	2005, 2006
Matt Diaz	1998, 1999
Matt Fairrel	2007, 2008
Mark Gildea	2005, 2007
Justin Gonzalez	2010, 2011
Chris Hart	1999, 2003
Terrence Henderson	1997, 1998
Tyler Holt	2009, 2010
Rhett James	2003, 2004
Link Jarrett	1993, 1994
Trent Jarvis	2004, 2007
Marc Lamacchia	2002, 2003
Blair McCaleb	2001, 2002
Stephen McGee	2010, 2011
Phil Olson	1993, 1995
Shane Robinson	2004, 2006
Michael Smalley	1998, 1999
Stuart Tapley	2008, 2010
Devon Travis	2010, 2011
Luke Tucker	2006, 2007
Ryan Vigue	2008, 2009
Matt Woodward	1995, 1998

ONE-TIME HONOREE

Blake Balkcom	2003
Robert Benincasa	2011
Tye Buckley	2011
Brian Chambers	2007
Ohmed Danesh	2010

Daniel Diaz	2006
Michael DiBlasi	1999
Danny Dichter	1993
J.D. Drew	1997
John Gast	2008
Evan Geist	2011
Sean Gilmartin	2010
Caleb Graham	2007
Brett Groves	2000
Mark Hallberg	2007
Scott Hudson	1997
Brandon Johnson	2011
Sherman Johnson	2011
Brian Kelley	2005
Brian Kraft	2000
Kevin Krietemeyer	1993
William Lawrence	1993
Justin Lord	2001
Rafael Lopez	2011
Kevin Lynch	2005
Corben Madden	2010
Ryne Malone	2006
Neil Malpass	2006
Brent Marsh	2006
Mike Martin, Jr.	2005
Mike McGee	2011
Tony McQuade	2001
Peter Miller	2011
Justin Miller	2002
Seth Miller	2011
Kyle Mulligan	1997
Sean O'Brien	2011
Kyle Patrick	2003
Mark Peterson	2008
Jack Posey	2008
Bobby Rauh	2007
Derek Reams	1993
Rocky Roquet	2002
Sam Scott	1999
Chad Sheffer	1993
Scott Sitz	2011
Gage Smith	2010
Richie Smith	2002
Nick Stocks	1999
Clint Thigpen	1999
Scott Thorson	2007
David Trexler	2010
Dean Vinson	1995
Colby Weaver	1994
Ryan West	2000
Tyson Young	2010



ACC ACCOLADES

ACC PLAYER/PITCHER OF THE WEEK

1992	Chris Roberts, P (2); Roger Bailey, P; Nandy Serrano, 3B
1993	Paul Wilson, P (3); Mike Martin, Jr., P; John Wasdin, P
1994	Jonathan Johnson, P; Paul Wilson, P (3)
1995	Mike Bell, P; Charlie Cruz, P; Chuck Howell, P; Jonathan Johnson, P; Doug Mientkiewicz, 1B; David Yocum, P (2)
1996	Zach Diaz, P; J.D. Drew, CF (3); Scooby Morgan, P/DH; Jeremy Morris, LF (2)
1997	Randy Choate, P (2); J.D. Drew, OF (3); Jeremy Morris, OF (2); Randy Niles, P
1998	Chris Chavez, P; Brian Cox, CF (3); Wes Crawford, P; Terry Henderson, DH; Jon McDonald, P; Jeremy Salazar, C; Nick Stocks, P
1999	Chris Chavez, P; Matt Diaz, OF (3); Jeremiah Klosterman, C; Marshall McDougall, 2B (3); Nick Stocks, P
2000	John-Ford Griffin, OF; Jon McDonald, P; Mike Ziegler, P (3); Marshall McDougall, 2B (2)
2001	John-Ford Griffin, OF (2); Ryan Barthelemy, 1B; Karl Jernigan, OF; Blair Varnes, P
2002	Stephen Drew, SS; Matt Lynch, P; Tony Richie, C
2003	Daniel Davidson, P (2); Blake Balkcom, OF; Daniel Hodges, P; Tony McQuade, OF; Tony Richie, C
2004	Gibbs Chapman, INF; Eddy Martinez-Esteve, 3B/OF (2); Stephen Drew, SS
2005	Shane Robinson, OF; Ryne Malone, 1B; Barret Browning, P; Bryan Henry, P; Mark Sauls, P
2006	Bryan Henry, P; Dennis Guinn, 1B; Tyler Chambliss, P; Barret Browning, P
2007	Bryan Henry, P (2); Buster Posey, C; Brandon Reichert, 1B; Danny Rosen, P; Jason Stidham, 3B; Tony Thomas, Jr., 2B (3)
2008	Matt Fairclough, P; Dennis Guinn, 1B (2); Mike McGee, OF; Buster Posey, C; Ryan Strauss, P
2009	Tyler Holt, OF; Stephen Cardullo, SS; Jason Stidham, 2B; Tommy Oravetz, DH
2010	Sherman Johnson, 3B; Stephen Cardullo, SS; Tyler Holt, OF (2)
2011	James Ramsey, OF; Mike McGee, UT (2); Sean Gilmartin, P (3)

ACC

1992	Chris Roberts	DH
1993	Doug Mientkiewicz	1B
	Mickey Lopez	3B
1994	Randy Hodges	OF
	Scott Zech	OF
	Paul Wilson	SP
1995	Doug Mientkiewicz	1B
	Mickey Lopez	2B
	Jeremy Morris	OF
	Adam Faurot	DH
	Jonathan Johnson	P
1996	J.D. Drew	OF
	Scooby Morgan	P
1997	Jeremy Salazar	C
	Scott Zech	2B
	J.D. Drew	OF
	Jeremy Morris	OF
	Chris Chavez	P
	Randy Choate	P
1998	Jeremy Salazar	C
	Matt Diaz	OF
	Brian Cox	OF
1999	John Ford-Griffin	OF
2000	Marshall McDougall	2B
2001	Tony Richie	C
	John Ford-Griffin	OF
2002	Tony Richie	C
	Stephen Drew	SS
	Ryan Barthelemy	3B
	Matt Lynch	P
2003	Tony Richie	C
	Blake Balkcom	OF
2004	Stephen Drew	SS
	Shane Robinson	OF
	Eddy Martinez-Esteve	DH/UT
	Mark Sauls	P
2005	Jack Rye	OF
2006	Travis Anderson	DH
	Danny Diaz	C
	Buster Posey	SS

ALL-TOURNAMENT TEAMS (ACC: 1992-PRESENT; METRO 1977-1991)

2007	Tony Thomas, Jr.	2B
2008	Buster Posey	C
2009	Jason Stidham	2B
	Mike McGee	OF
2010	Tyler Holt	OF
	Stephen Cardullo	SS
2011	Rafael Lopez	C
	Mike McGee	DH/UT
	James Ramsey	OF
METRO		
1977	Chip Bifano	OF
	Joe Hicks	INF
	Terry Kennedy	C
	Larry Jones	P
1978	Ron Traylor	OF
	Bob Benda	INF
	David Mobley	INF
	Brooks Carey	P
1979	Mike Fuentes	OF
	Bruce Huff	OF
	Craig Patterson	INF
	Jeff Ledbetter	DH
1980	Mike Fuentes	OF
	Lionel Martinez	INF
	Rick Figueroa	INF
	Ken Fischer	P
1981	Mike Fuentes	OF
	Mike Yastrzemski	OF
	Joe Licata	OF
	Jeff Ledbetter	INF
	Lionel Martinez	INF
	Don DeLoach	INF
	Craig Ramsey	C
	Rick Hatcher	P
1982	Jeff Ledbetter	OF
	Chris Cawthon	OF
	Jamey Shouppe	P
1983	Frank Fazzini	OF
	Mike Yastrzemski	OF
	Rick Figueroa	INF
	Jody Reed	INF
	Mark Barineau	INF
	Danny Dowell	C
	Jeff Gray	P
	David Smalley	P

1984	Paul Sorrento	OF
	Eric Mangham	OF
	Luis Alicea	INF
	Jody Reed	INF
	Jeff Gray	P
	Doug Little	P
	Vince Calandra	DH
1985	Frank Fazzini	OF
	Paul Sorrento	OF
	Vince Calandra	INF
	Jimmy Jones	INF
	Doug Little	P
	Richie Lewis	P
1986	Paul Sorrento	OF
	Luis Alicea	INF
	Mike Loynd	P
1987	Deion Sanders	OF
	Edwin Alicea	INF
	Jose Marzan	INF
	Barry Blackwell	C
	Ed Porcelli	P
	Richie Lewis	P
1988	Marc Giordano	OF
	Edwin Alicea	INF
	Donny Erickson	INF
	Barry Blackwell	C
	Bret Davis	P
1989	Chris Brock	OF
	Brad Parker	OF
	Bob Reboin	INF
	Rocky Rau	INF
	Brian Gilliland	INF
1990	Allen Bevis	INF
	Eduardo Perez	INF
	Brad Gregory	P
	Buddy Cribb, Jr.	DH
1991	Ty Mueller	OF
	Link Jarrett	INF
	Pedro Grifol	C
	Chris Roberts	P
TOURNAMENT MVP		
	Terry Kennedy	1977
	Mike Fuentes	1980, 1981
	Danny Dowell	1983
	Jody Reed	1984
	Richie Lewis	1985
	Mike Loynd	1986
	Ed Porcelli	1987
	Edwin Alicea	1988
	Allen Bevis	1990
	Ty Mueller	1991
	Jonathan Johnson	1995
	Jeremy Morris	1997
	Stephen Drew	2002
	Shane Robinson	2004

SEMINOLES



ALL-TIME ACC STANDINGS

1992	ACC	OVERALL
Clemson	19-5	50-14
Florida State	16-7	49-21
NC State	15-9	46-18
Georgia Tech	14-9	45-19
Duke	12-12	38-16
Wake Forest	11-13	36-22
North Carolina	8-16	31-27
Maryland	7-15	27-28-1
Virginia	3-19	21-30

1993	ACC	OVERALL
Georgia Tech	16-6	47-14
NC State	15-7	49-17
Florida State	14-9	46-19
North Carolina	13-10	43-20
Clemson	11-11	45-20
Duke	11-13	39-19-1
Wake Forest	9-13	31-22
Virginia	7-15	21-30
Maryland	5-17	24-29

1994	ACC	OVERALL
Clemson	20-4	57-18
Georgia Tech	16-8	50-17
Duke	16-8	33-20
Florida State	14-9	53-22
NC State	13-11	46-18-1
North Carolina	10-13	34-21
Wake Forest	10-14	37-20
Maryland	6-18	24-29-1
Virginia	2-22	20-34

1995	ACC	OVERALL
Clemson	20-4	54-14
Florida State	16-7	53-16
Georgia Tech	16-8	38-22
North Carolina	14-10	39-23
Wake Forest	13-11	34-24
NC State	12-12	36-24
Virginia	8-15	26-29
Duke	4-20	30-27
Maryland	4-20	20-37

1996	ACC	OVERALL
Florida State	19-5	52-17
Clemson	17-7	51-17
Georgia Tech	13-11	40-24
NC State	13-11	42-19
Virginia	11-13	44-21
North Carolina	11-13	33-25
Duke	9-14	39-18
Wake Forest	7-16	26-32
Maryland	7-17	24-27

1997	ACC	OVERALL
Georgia Tech	19-4	46-15
Florida State	18-6	50-17
NC State	15-8	43-20
Clemson	13-10	41-23
Wake Forest	10-13	37-20
Virginia	10-13	32-22
Duke	9-14	33-25
North Carolina	6-18	29-31
Maryland	5-19	22-32

1998	ACC	OVERALL
Florida State	18-4	53-20
Georgia Tech	14-9	41-22
Clemson	14-9	43-16
NC State	12-9	41-23
Wake Forest	13-10	43-23
North Carolina	13-10	42-23
Duke	8-15	38-20
Maryland	5-18	26-30-1
Virginia	5-18	28-26-1

1999	ACC	OVERALL
Florida State	22-2	57-14
Wake Forest	16-7	47-16
Clemson	13-10	42-27
North Carolina	13-10	41-18
Georgia Tech	12-12	38-20
NC State	11-13	37-25
Virginia	8-15	21-35
Maryland	6-17	23-33-1
Duke	4-18	24-31

2000	ACC	OVERALL
Georgia Tech	18-6	50-16
Clemson	17-7	51-18
Florida State	15-9	53-19
Wake Forest	14-10	41-20-1
North Carolina	12-12	46-17
NC State	10-14	30-28
Virginia	10-14	26-31-1
Maryland	7-17	24-33
Duke	5-19	17-41

2001	ACC	OVERALL
Florida State	20-4	47-19
Clemson	17-7	41-22
Wake Forest	16-8	44-18
Georgia Tech	13-11	41-20
Duke	10-13	23-33
North Carolina	9-15	31-26
Virginia	9-15	25-31
NC State	9-15	32-29
Maryland	4-19	17-37

2002	ACC	OVERALL
Florida State	18-6	60-14
Wake Forest	17-6	47-13-1
North Carolina	17-7	43-21
Clemson	16-8	54-17
Georgia Tech	14-9	52-16
Virginia	8-16	25-32
NC State	7-17	33-26
Maryland	6-18	34-23
Duke	4-20	24-34

2003	ACC	OVERALL
Florida State	19-5	54-13-1
Georgia Tech	17-7	44-18
NC State	15-9	45-18
Clemson	15-9	39-22
North Carolina	13-11	42-23
Virginia	11-12	29-25
Wake Forest	8-15	29-24
Maryland	6-17	20-33
Duke	2-21	18-36

2004	ACC	OVERALL
Georgia Tech	18-5	44-21
Virginia	18-6	44-15
Florida State	16-8	45-23
North Carolina	14-10	43-21
Clemson	14-10	39-26
NC State	11-12	36-24
Duke	8-16	25-31
Wake Forest	4-20	17-33
Maryland	4-20	22-34

2005	ACC	OVERALL
Georgia Tech	22-8	45-19
Clemson	21-9	43-23
Miami	19-10-1	41-19-1
Florida State	19-11	53-20
North Carolina	17-10-1	41-19-1
NC State	17-13	41-19
Virginia	14-14	41-20
Wake Forest	12-18	28-30
Virginia Tech	7-19	23-28
Maryland	7-23	25-31
Duke	5-25	14-39

2006	ACC	OVERALL
ATLANTIC	ACC	OVERALL
Clemson	24-6	53-16
Florida State	16-13	44-21
NC State	16-13	40-23
Wake Forest	16-13	33-22
Boston College	9-21	28-25-1
Maryland	8-22	26-30

COASTAL	ACC	OVERALL
North Carolina	22-8	54-15
Virginia	21-9	47-15
Georgia Tech	19-11	50-18
Miami	17-13	42-24
Duke	6-24	14-40
Virginia Tech	4-25	20-33

2007	ACC	OVERALL
ATLANTIC	ACC	OVERALL
Florida State	21-6	45-13
Clemson	18-12	41-23
NC State	16-14	38-23
Wake Forest	14-16	34-29
Boston College	12-17	24-27-1
Maryland	7-23	23-30

COASTAL	ACC	OVERALL
North Carolina	21-9	57-16
Virginia	19-9	45-16
Miami	17-13	37-24
Georgia Tech	15-14	32-25
Duke	8-22	29-25
Virginia Tech	7-23	23-31

2008	ACC	OVERALL
ATLANTIC	ACC	OVERALL
Florida State	24-6	54-14
NC State	18-11	42-22
Wake Forest	13-16	25-31
Clemson	11-18-1	31-27-1
Maryland	9-21	30-26
Boston College	9-21	26-27

COASTAL	ACC	OVERALL
Miami	23-5	53-11
North Carolina	22-7	54-14
Georgia Tech	16-14	41-21
Virginia	15-15	39-23
Duke	10-18-1	37-18-1
Virginia Tech	6-24	23-31

2009	ACC	OVERALL
ATLANTIC	ACC	OVERALL
Florida State	19-9	45-18
Clemson	19-11	44-22
Boston College	13-15	34-26
NC State	10-20	25-31
Maryland	10-20	27-27
Wake Forest	6-24	22-30

COASTAL	ACC	OVERALL
North Carolina	19-10	48-18
Georgia Tech	17-10-1	38-19-1
Miami	18-12	38-22
Virginia	16-11-1	49-15-1
Duke	15-15	35-24
Virginia Tech	12-17	32-21

2010	ACC	OVERALL
ATLANTIC	ACC	OVERALL
Florida State	18-12	48-20
Clemson	18-12	45-25
NC State	15-15	38-24
Boston College	14-16	30-28
Wake Forest	8-22	18-37
Maryland	5-25	17-39

COASTAL	ACC	OVERALL
Virginia	23-7	51-14
Georgia Tech	21-9	47-15
Miami	20-10	43-20
Virginia Tech	16-14	40-22
North Carolina	14-16	38-22
Duke	8-22	29-27

2011	ACC	OVERALL
ATLANTIC	ACC	OVERALL
Florida State	19-11	46-19
Clemson	17-13	43-20
NC State	15-15	35-27
Wake Forest	15-15	25-31
Boston College	7-22	17-33
Maryland	5-25	21-35

COASTAL	ACC	OVERALL
Virginia	22-8	56-12
Georgia Tech	22-8	42-21
North Carolina	20-10	51-16
Miami	19-10	38-23
Virginia Tech	11-19	30-25
Duke	7-23	26-30





ALL-TIME ACC TOURNAMENT RESULTS

1992

GREENVILLE, SC (3-2)

Sunday, May 10	R	H	E
#6 Wake Forest	1	3	2
#2 Florida State	6	8	0

Monday, May 11

#2 Florida State	2	10	0
#1 Clemson	5	9	0

Tuesday, May 12

#2 Florida State	7	12	1
#7 North Carolina	3	8	0

#3 NC State

#2 Florida State	0	4	1
	1	4	0

Wednesday, May 13

#1 Clemson	11	10	0
#2 Florida State	0	7	3

1993

GREENVILLE, SC (3-2)

Sunday, May 16	R	H	E
#5 Clemson	6	11	2
#3 Florida State	1	9	0

Monday, May 17

#3 Florida State	11	12	0
#8 Virginia	2	6	2

Tuesday, May 18

#1 Georgia Tech	2	8	1
#3 Florida State	5	8	2

Wednesday, May 19

#3 Florida State	7	9	1
#5 Clemson	5	13	0

Thursday, May 20

#2 NC State	5	9	0
#3 Florida State	1	10	2

1994

GREENVILLE, SC (4-2)

Wednesday, May 18	R	H	E
#5 NC State	6	11	1
#4 Florida State	5	9	0

Thursday, May 19

#4 Florida State	7	15	1
#8 Maryland	1	5	2

Friday, May 20

#7 Wake Forest	3	7	4
#4 Florida State	18	22	1

Saturday, May 21

#4 Florida State	10	13	1
#1 Clemson	4	11	3

#5 NC State

#4 Florida State	4	8	0
	7	10	1

Sunday, May 22 – Championship Game

#4 Florida State	1	5	0
#1 Clemson	4	7	2

1995

GREENVILLE, SC (5-1)

Wednesday, May 17	R	H	E
#7 Virginia	0	3	2
#2 Florida State	6	9	0

Thursday, May 18

#2 Florida State	12	8	3
#6 NC State	6	11	1

Friday, May 19

#1 Clemson	11	13	1
#2 Florida State	0	3	5

Saturday, May 20

#2 Florida State	10	12	0
#4 North Carolina	1	7	2

#2 Florida State

#1 Clemson	12	14	1
	2	4	2

Sunday, May 21 – Championship Game

#1 Clemson	2	5	2
#2 Florida State	8	10	1

1996

DURHAM, NC (4-2)

Wednesday, May 15	R	H	E
#8 Wake Forest	4	9	3
#1 Florida State	8	15	2

Thursday, May 16

#1 Florida State	2	6	0
#5 Virginia	3	7	0

Friday, May 17

#1 Florida State	7	6	1
#7 Duke	3	14	1

Saturday, May 18

#2 Clemson	1	6	2
#1 Florida State	2	4	0

#5 Virginia

#1 Florida State	2	8	0
	8	13	1

Sunday, May 19 – Championship Game

#1 Florida State	1	2	2
#5 Virginia	12	15	2

1997

ST. PETERSBURG, FL (5-0)

Wednesday, May 14	R	H	E
#7 Duke	2	5	1
#2 Florida State	4	6	5

Thursday, May 15

#3 NC State	3	5	2
#2 Florida State	5	6	1

Friday, May 16

#2 Florida State	8	11	1
#4 Clemson	4	7	1

Saturday, May 17

#2 Florida State	12	17	0
#7 Duke	2	9	2

Championship Game

#4 Clemson	0	2	1
#2 Florida State	10	9	0

1998

DURHAM, NC (4-2)

Wednesday, May 13	R	H	E
#9 Virginia	1	5	1
#1 Florida State	4	12	1

Thursday, May 14

#1 Florida State	14	12	2
#5 Wake Forest	1	7	5

Friday, May 15

#1 Florida State	13	22	2
#6 North Carolina	11	6	2

(10 innings)

Saturday, May 16

#4 NC State	6	12	2
#1 Florida State	13	13	1

#1 Florida State

#5 Wake Forest	1	4	3
	2	8	1

Sunday, May 17 – Championship Game

#5 Wake Forest	6	13	2
#1 Florida State	3	6	0

1999

DURHAM, NC (2-2)

Wednesday, May 19	R	H	E
#8 Maryland	1	4	1
#1 Florida State	4	9	1

Thursday, May 20

#1 Florida State	7	12	1
#5 Georgia Tech	3	11	2

Friday, May 21

#2 Wake Forest	4	11	0
#1 Florida State	0	7	2

Saturday, May 22

#3 Clemson	8	10	0
#1 Florida State	7	9	2

2000

FORT MILL, SC (2-2)

Wednesday, May 17	R	H	E
#6 NC State	6	9	2
#3 Florida State	8	10	4

Thursday, May 18

#3 Florida State	4	6	1
#2 Clemson	8	12	0

Friday, May 19

#3 Florida State	4	8	3
#5 North Carolina	1	9	0

Saturday, May 20

#1 Georgia Tech	10	15	1
#3 Florida State	3	8	4

2001

FORT MILL, SC (3-2)

Wednesday, May 16	R	H	E
#8 NC State	5	8	7
#1 Florida State	11	7	1

Thursday, May 17

#1 Florida State	5	14	4
#4 Georgia Tech	6	16	0

(10 innings)

Friday, May 18

#2 Clemson	4	7	0
#1 Florida State	5	17	1

Saturday, May 19

#1 Florida State	15	19	1
#3 Wake Forest	2	5	2

#8 NC State

#1 Florida State	8	10	0
	4	10	3

2002

ST. PETERSBURG, FL (5-0)

Wednesday, May 22	R	H	E
#9 Duke	7	9	0
#1 Florida State	10	14	0

Thursday, May 23

#1 Florida State	9	11	3
#4 Clemson	4	7	1

Friday, May 24

#1 Florida State	5	9	0
#2 Wake Forest	2	8	0

Saturday, May 25

#5 Georgia Tech	4	6	2
#1 Florida State	7	9	2

Championship Game

#4 Clemson	1	8	1
#1 Florida State	4	10	0

2003

SALEM, VA (3-2)

Thursday, May 22	R	H	E
#9 Duke	0	6	4
#1 Florida State	13	14	0

Friday, May 23

#1 Florida State	2	10	2
#5 North Carolina	3	10	0

(10 innings)

Saturday, May 24

#6 Virginia	0	6	0
#1 Florida State	2	7	0

#1 Florida State

#1 Florida State	17	18	2
#3 NC State	6	8	3

Sunday, May 25

#2 Georgia Tech	10	12	2
#1 Florida State	7	7	2

ALL-TIME ACC TOURNAMENT RESULTS

2004

SALEM, VA (5-1)

Wednesday, May 26	R	H	E
#6 NC State	5	12	0
#3 Florida State	6	11	1

Thursday, May 27

#3 Florida State	6	11	2
#7 Duke	3	9	1

Friday, May 28

#3 Florida State	4	9	3
#1 Georgia Tech	13	15	1

Saturday, May 29

#5 North Carolina	7	12	4
#3 Florida State	8	15	4

(11 innings)

#1 Georgia Tech	7	9	2
#3 Florida State	8	15	4

Sunday, May 30 - Championship Game

#3 Florida State	17	20	3
#1 Georgia Tech	5	9	3

2005

JACKSONVILLE, FL (2-2)

Wednesday, May 25	R	H	E
#5 North Carolina	2	9	3
#4 Florida State	3	9	3

(12 innings)

Thursday, May 26

#4 Florida State	4	9	0
#1 Georgia Tech	5	10	1

Friday, May 27

#8 Wake Forest	3	10	1
#4 Florida State	7	6	2

Saturday, May 28

#1 Georgia Tech	18	14	0
#4 Florida State	2	7	4

(7 innings)

2006

JACKSONVILLE, FL (3-2)

Wednesday, May 24	R	H	E
#6 Florida State	2	8	2
#3 Virginia	6	6	0

Thursday, May 25

#2 North Carolina	6	11	0
#6 Florida State	7	9	0

Friday, May 26

#3 Virginia	0	8	1
#6 Florida State	11	13	0

(7 innings)

Saturday, May 27

#6 Florida State	7	10	1
#7 NC State	3	10	1

#7 NC State	8	16	1
#6 Florida State	7	12	1

2007

JACKSONVILLE, FL (1-2)

Wednesday, May 23	R	H	E
#8 Wake Forest	2	7	3
#1 Florida State	11	14	2

Friday, May 25

#1 Florida State	3	8	1
#5 Miami	9	11	1

Saturday, May 26

#1 Florida State	1	6	1
#4 Clemson	5	10	1

2008

JACKSONVILLE, FL (2-1)

Wednesday, May 21	R	H	E
#7 Wake Forest	3	7	1
#2 Florida State	8	11	1

Friday, May 23

#2 Florida State	3	9	1
#6 Virginia	5	11	1

Saturday, May 24

#2 Florida State	9	12	0
#3 North Carolina	6	10	2

2009

DURHAM, NC (2-2)

Wednesday, May 20	R	H	E
#8 Boston College	2	9	1
#1 Florida State	7	7	0

Thursday, May 21

#1 Florida State	4	6	0
#5 Miami	2	4	2

Saturday, May 23

#4 Georgia Tech	9	10	0
#1 Florida State	2	10	1

Sunday, May 24 - Championship Game

#6 Virginia	6	8	0
#1 Florida State	3	9	3

2010

GREENSBORO, NC (2-2)

Wednesday, May 26	R	H	E
#5 Florida State	3	6	1
#4 Miami	9	7	2

Thursday, May 27

#5 Florida State	11	14	0
#1 Virginia	4	6	0

Friday, May 28

#8 Boston College	2	5	1
#5 Florida State	12	15	1

Sunday, May 30 - Championship Game

#7 NC State	3	7	1
#5 Florida State	8	12	0

2011

DURHAM, NC (2-2)

Wednesday, May 25	R	H	E
#7 NC State	7	10	0
#2 Florida State	0	4	2

Thursday, May 26

#2 Florida State	6	13	0
#6 Clemson	3	10	0

Saturday, May 28

#3 Georgia Tech	2	7	2
#2 Florida State	4	7	2

Sunday, May 29 - Championship Game

#2 Florida State	2	8	0
#1 Virginia	7	6	2

ALL-TIME CONFERENCE TOURNAMENT RESULTS

ATLANTIC COAST CONFERENCE

YR	SITE	CHAMPION	OUTSTANDING PLAYER
1992	Greenville, SC	Clemson	Matt Donahue, NC State
1993	Greenville, SC	NC State	Jeff Morris, Clemson
1994	Greenville, SC	Clemson	Shane Monahan, Clemson
1995	Greenville, SC	Florida State	Jonathan Johnson, Florida State
1996	Durham, NC	Virginia	Seth Greisinger, Virginia
1997	St. Petersburg, FL	Florida State	Jeremy Morris, Florida State
1998	Durham, NC	Wake Forest	John Hendricks, Wake Forest
1999	Durham, NC	Wake Forest	Andrew Riepe, Wake Forest
2000	Fort Mill, SC	Georgia Tech	Jason Basil, Georgia Tech
2001	Fort Mill, SC	Wake Forest	Dave Bush, Wake Forest
2002	St. Petersburg, FL	Florida State	Stephen Drew, Florida State
2003	Salem, VA	Georgia Tech	Brian Burks, Georgia Tech
2004	Salem, VA	Florida State	Shane Robinson, Florida State
2005	Jacksonville, FL	Georgia Tech	Tyler Greene, Georgia Tech
2006	Jacksonville, FL	Clemson	Tyler Colvin, Clemson
2007	Jacksonville, FL	North Carolina	Josh Horton, North Carolina
2008	Jacksonville, FL	Miami	Dave DiNatale, Miami
2009	Durham, NC	Virginia	Dan Grovatt, Virginia
2010	Greensboro, NC	Florida State	Harold Riggins, NC State
2011	Durham, NC	Virginia	Steven Proscia, Virginia

METRO CONFERENCE

YR	SITE	CHAMPION	OUTSTANDING PLAYER
1976	Memphis, TN	Memphis State	Ron McNeely, Memphis State
1977	Memphis, TN	Florida State	Terry Kennedy, Florida State
1978	Tallahassee	Memphis State	Terry Pressgrove, Memphis State
1979	Tallahassee	Tulane	Ken Francingues, Tulane
1980	Tallahassee	Florida State	Mike Fuentes, Florida State
1981	Tallahassee	Florida State	Mike Fuentes, Florida State
1982	Tallahassee	Tulane	Eric Lane, Tulane
1983	Tallahassee	Florida State	Danny Dowell, Florida State
1984	Tallahassee	Florida State	Jody Reed, Florida State
1985	Tallahassee	Florida State	Richie Lewis, Florida State
1986	Tallahassee	Florida State	Mike Loynd, Florida State
1987	Columbia, SC	Florida State	Ed Porcelli, Florida State
1988	Tallahassee	Florida State	Edwin Alicea, Florida State
1989	Columbia, SC	Florida State	Sedgwick McCollum, USM
1990	Hattiesburg, MS	Florida State	Allen Bevis, Florida State
1991*	Salem, VA	Florida State Southern Miss	Ty Mueller, Florida State

*Title game rained out. FSU and USM declared co-champions.



YEAR-BY-YEAR RESULTS

1948 9-8

Charlie Armstrong, Head Coach

Mar 29	Mississippi College	W	6-0
Mar 30	Mississippi College	L	3-13
Apr 9	Rollins	L	5-20
Apr 10	Rollins	L	5-8
Apr 16	at Mississippi College	W	6-5
Apr 17	at Mississippi College	L	6-7
Apr 22	at Mercer	W	14-12
Apr 23	at Middle Georgia	W	5-4
Apr 24	at Georgia-Savannah	L	4-9
Apr 28	at Troy State	L	2-3
May 7	at Georgia Teachers	W	5-2
May 8	at Georgia Teachers	W	12-8
May 14	Middle Georgia	W	7-6
May 15	Georgia-Savannah	W	8-3
May 21	at Rollins	L	5-8
May 22	at Rollins	L	2-8
May 27	Troy State	W	6-5

1949 11-8

Charlie Armstrong, Head Coach

Mar 30	Mississippi	W	7-3
Mar 31	Mississippi	W	6-5
Apr 1	at Mercer	L	3-8
Apr 2	Oglethorpe	L	5-7
Apr 8	at Mississippi College	W	18-13
Apr 9	at Millsaps	W	10-8
Apr 15	Florida Southern	L	3-5
Apr 16	Florida Southern	L	8-10
Apr 18	Mississippi College	W	5-4
Apr 19	Mississippi College	W	11-6
Apr 22	at Stetson	W	10-1
Apr 23	at Stetson	L	8-9
Apr 29	Tampa	W	8-7
Apr 30	Tampa	W	7-4
May 7	at Mercer	W	6-1
May 13	Stetson	L	2-4
May 14	Stetson	W	4-2
May 20	at Florida Southern	L	1-3
May 21	at Florida Southern	L	1-3

1950 13-7

Charlie Armstrong, Head Coach

Mar 27	Mississippi College	W	11-6
Mar 28	Mississippi College	W	13-4
Mar 31	Rollins	L	2-14
Apr 1	Rollins	L	4-6
Apr 7	Florida Southern	L	2-4
Apr 8	Florida Southern	W	10-6
Apr 10	Bradley	W	3-2
Apr 11	Bradley	L	1-10
Apr 14	Stetson	L	0-5
Apr 15	Stetson	W	8-6
Apr 21	Tampa	W	7-6
Apr 22	Tampa	W	12-3
Apr 28	Mercer	W	3-1
Apr 29	Mercer	W	12-4
May 5	Tampa	W	10-1
May 6	Tampa	L	7-9
May 13	at Mercer	L	6-10
May 14	at Mercer	W	11-7
May 19	Stetson	W	15-10
May 20	Stetson	W	9-4

1951 13-6

Charlie Armstrong, Head Coach

Mar 13	Tennessee	W	10-9
Mar 21	Georgia	W	9-4
Mar 23	at Miami	L	2-11
Mar 24	at Miami	W	13-4
Mar 26	at Florida Southern	W	15-6
Mar 27	at Florida Southern	W	13-3
Apr 2	Mississippi College	W	22-9
Apr 3	Mississippi College	W	6-2
Apr 5	at Rollins	W	9-3
Apr 6	at Rollins	W	9-2
Apr 20	at Stetson	L	0-3
Apr 21	at Stetson	L	2-3
Apr 27	at Georgia	W	8-6
Apr 28	at Georgia	L	0-2

May 3	Florida Southern	W	6-5
May 11	at Mississippi College	W	10-4
May 12	at Mississippi College	L	7-8
May 18	Stetson	W	8-2
May 19	Stetson	L	5-7

1952 17-4

Ralph Matherly, Head Coach

Mar 17	Kenyon	W	21-1
Mar 18	Kenyon	W	11-2
Mar 21	Georgia	L	3-8
Mar 22	Georgia	W	8-3
Mar 27	Amherst	W	4-2
Mar 28	Loyola	W	1-0
Mar 29	Loyola	W	7-0
Apr 4	Miami	W	3-1
Apr 5	Miami	W	7-0
Apr 11	at Stetson	L	2-7
Apr 12	at Stetson	W	11-10
Apr 14	Tampa	W	7-4
Apr 15	Tampa	L	0-4
Apr 18	Tampa	W	16-11
Apr 19	Tampa	W	13-3
Apr 25	Florida Southern	W	9-3
Apr 26	Florida Southern	W	5-0
Apr 29	Florida Southern	W	22-11
May 9	Rollins	W	2-1
May 10	Rollins	L	2-9

1953 13-10-1

Ralph Matherly, Head Coach

Mar 20	Georgia Teachers	W	14-6
Mar 21	Georgia Teachers	W	15-4
Mar 23	Georgia	L	0-3
Mar 24	Jacksonville State	W	8-4
Mar 27	SE Louisiana	L	1-6
Mar 28	SE Louisiana	W	5-4
Mar 30	Amherst	W	5-0
Mar 31	Amherst	W	4-3
Apr 3	at Rollins	L	0-4
Apr 4	at Rollins	L	2-4
Apr 6	at Tampa	T	8-8
Apr 7	at Tampa	L	1-4
Apr 10	at Stetson	W	14-7
Apr 11	at Stetson	W	8-2
Apr 13	Cincinnati	W	14-1
Apr 14	Jacksonville Navy	W	4-2
Apr 15	Jacksonville Navy	L	4-7
Apr 24	at Georgia Teachers	L	2-6
Apr 25	at Georgia Teachers	W	15-6
Apr 28	at Georgia	L	6-12
May 1	Stetson	L	0-1
May 2	Stetson	W	9-6
May 8	at Florida Southern	L	2-7
May 9	at Florida Southern	W	15-4

1954 13-8

Ralph Matherly, Head Coach

Mar 12	at Jacksonville Navy	L	1-2
Mar 13	at Jacksonville Navy	W	7-4
Mar 18	Georgia	W	8-7
Mar 20	Tennessee	W	7-4
Mar 20	Auburn	L	2-7
Mar 23	Davidson	W	7-1
Mar 24	Jacksonville State	W	24-0
Mar 29	Amherst	W	11-3
Mar 30	Amherst	W	10-6
Apr 1	Duke	L	4-8
Apr 2	Duke	L	2-6
Apr 5	at Georgia	L	7-8
Apr 12	Stetson	W	4-3
Apr 13	Stetson	L	4-8
Apr 15	Georgia Teachers	W	7-4
Apr 24	at Stetson	L	3-7
Apr 24	at Stetson	L	0-7
Apr 30	Tampa	W	13-1
May 1	Tampa	W	7-2
May 7	Florida Southern	W	10-1
May 8	Florida Southern	W	16-1

1955 17-6-1

Danny Litwhiler, Head Coach

Mar 11	at Florida Southern	W	4-1
Mar 12	at Florida southern	W	15-0
Mar 18	Furman	W	17-3
Mar 19	Furman	W	6-3
Mar 20	Louisiana State	W	5-3
Mar 21	Georgia	W	9-2
Mar 22	Georgia	L	6-7
Mar 23	Amherst	W	10-1
Mar 24	Amherst	L	7-9
Mar 28	Mississippi College	T	0-0
Apr 4	Stetson	L	7-8
Apr 5	Stetson	W	16-2
Apr 8	Wisconsin	W	3-2
Apr 9	Wisconsin	W	7-2
Apr 12	at Rollins	W	7-2
Apr 13	at Rollins	L	3-9
Apr 15	at Miami	W	4-3
Apr 16	at Miami	L	4-5
Apr 29	at Georgia Teachers	W	10-3
Apr 30	at Georgia Teachers	W	12-2
May 2	at Georgia	W	14-5
May 3	at Georgia	L	3-17
May 6	at Stetson	W	6-4
May 7	at Stetson	W	14-5

1956 25-7

Danny Litwhiler, Head Coach

NCAA DISTRICT 3 PLAYOFFS

Mar 16	Furman	W	6-1
Mar 17	Furman	W	20-0
Mar 19	Georgia Teachers	W	6-5
Mar 20	Georgia Teachers	W	10-5
Mar 23	Florida Southern	W	9-2
Mar 24	Florida Southern	W	8-5
Mar 26	Indiana	W	11-6
Mar 27	Indiana	W	14-10
Mar 29	North Carolina	W	3-2
Mar 30	Wisconsin	W	5-3
Mar 31	Notre Dame	W	12-5
Apr 2	West Virginia	L	12-13
Apr 3	Illinois	W	13-10
Apr 4	Wisconsin	W	4-3
Apr 5	Illinois	W	12-0
Apr 6	Wisconsin	L	3-10
Apr 7	Wisconsin	W	1-0
Apr 9	at Florida	L	5-7
Apr 16	Cincinnati	W	8-2
Apr 20	Stetson	W	8-1
Apr 21	Stetson	W	23-2
Apr 23	Georgia	L	0-2
Apr 27	Miami	W	13-5
Apr 28	Miami	W	2-0
May 5	Georgia Teachers	W	5-3
May 7	Georgia	W	9-8
May 8	Georgia	W	6-2
May 11	Rollins	L	7-9
May 12	Rollins	W	9-0
Jun 1	Duke#	W	2-1
Jun 2	Duke#	L	2-4
Jun 2	Duke#	L	6-7

1957 22-9

Danny Litwhiler, Head Coach

COLLEGE WORLD SERIES

Mar 19	Auburn	W	8-2
Mar 20	Auburn	W	10-5
Mar 22	Stetson	W	15-0
Mar 23	Stetson	L	2-3
Mar 25	Michigan State	L	3-8
Mar 26	Yale	W	7-0
Mar 27	Duke	W	2-0
Mar 28	Michigan State	W	7-4
Mar 29	Yale	W	11-8
Mar 30	Duke	L	1-8
Apr 2	Ithaca	W	7-6
Apr 3	Ithaca	W	21-4
Apr 5	Florida	L	2-13
Apr 6	Florida	W	4-1
Apr 16	Miami	W	15-3



YEAR-BY-YEAR RESULTS

Apr 17	Miami	W	21-3
Apr 19	at Georgia Teachers	W	13-2
Apr 20	at Georgia Teachers	W	8-3
Apr 22	at Auburn	L	9-10
Apr 23	at Auburn	W	10-4
Apr 26	at Florida Southern	W	4-0
Apr 27	at Florida Southern	W	10-2
Apr 29	at Miami	W	15-3
Apr 30	at Miami	L	1-2
May 2	at Rollins	W	5-0
May 31	Georgia Teachers#	W	5-3
Jun 1	Duke#	W	3-2
Jun 2	Duke#	L	6-8
Jun 3	Duke#	W	4-1
Jun 8	Penn State####	L	0-7
Jun 9	Connecticut####	L	3-5

1958 20-7

Danny Litwhiler, Head Coach
NCAA DISTRICT 3 PLAYOFFS

Mar 20	Auburn	L	3-4
Mar 20	Auburn	L	7-10
Apr 4	Wisconsin	W	12-4
Apr 5	Notre Dame	W	5-2
Apr 5	West Virginia	W	14-7
Apr 7	Wisconsin	W	7-3
Apr 8	Notre Dame	W	3-2
Apr 10	Wisconsin	W	3-1
Apr 11	at Florida	L	7-8
Apr 12	at Florida	L	1-8
Apr 18	Miami	W	18-0
Apr 19	Miami	L	7-12
Apr 25	at Auburn	W	5-1
Apr 26	at Auburn	W	4-2
Apr 28	Florida Southern	W	5-0
Apr 29	Florida Southern	W	11-1
May 2	at Stetson	W	4-2
May 3	at Stetson	W	9-1
May 5	at Miami	W	9-2
May 6	at Miami	W	6-1
May 9	Rollins	W	7-1
May 10	Rollins	W	7-6
May 16	Georgia Teachers	W	15-10
May 17	Georgia Teachers	W	17-3
Jun 5	George Washington#	W	3-1
Jun 7	Florida#	L	1-2
Jun 7	Clemson#	L	5-8

1959 22-11

Danny Litwhiler, Head Coach
NCAA DISTRICT 3 PLAYOFFS

Mar 13	Camp Lejeune	W	14-4
Mar 14	Camp Lejeune	W	11-3
Mar 14	Camp Lejeune	W	10-8
Mar 17	Auburn	W	8-4
Mar 17	Auburn	W	11-3
Mar 18	Georgia	L	1-4
Mar 19	Georgia	W	16-4
Mar 23	Stetson	W	17-0
Mar 24	Stetson	W	21-12
Mar 26	North Carolina	L	9-11
Mar 27	Illinois	W	16-9
Mar 28	Florida	W	8-7
Mar 30	Michigan State	W	5-2
Mar 30	Duke	L	3-6
Mar 31	Western Michigan	L	2-3
Apr 2	Duke	W	5-1
Apr 3	Western Michigan	W	2-0
Apr 3	Michigan	W	11-0
Apr 4	Michigan State	L	2-8
Apr 10	Florida	L	3-6
Apr 11	Florida	L	7-9
Apr 17	Florida Southern	L	1-2
Apr 25	Georgia Teachers	W	7-1
Apr 27	Tampa	W	19-1
May 9	at Georgia Teachers	L	4-5
May 11	at Georgia	W	8-2
May 12	at Georgia	W	4-2
May 13	at Auburn	W	4-3
May 14	at Auburn	W	8-6
Jun 4	George Washington#	W	3-2
Jun 5	Clemson#	L	2-24

Jun 5	Georgia Tech#	W	16-9
Jun 6	Clemson#	L	0-5

1960 13-9

Danny Litwhiler, Head Coach

Mar 14	at Miami	W	6-3
Mar 15	at Miami	W	10-6
Mar 18	Georgia	W	10-1
Mar 19	Ohio State	L	7-13
Mar 21	Auburn	L	4-10
Mar 22	Auburn	W	22-8
Mar 23	Auburn	W	11-4
Mar 26	Jacksonville	W	8-4
Mar 31	at Georgia	W	9-2
Apr 1	at Georgia	L	8-11
Apr 18	Mississippi College	W	4-2
Apr 19	Mississippi College	L	2-4
Apr 20	Florida Southern	L	4-11
Apr 21	Florida Southern	L	3-5
Apr 25	Georgia Southern	W	12-5
Apr 26	Georgia Southern	L	9-10
May 6	at Auburn	L	3-4
May 7	at Auburn	L	5-6
May 9	at Florida	W	8-4
May 10	at Florida	W	13-11
May 13	Miami	W	16-3
May 14	Miami	W	9-5

1961 21-7

Danny Litwhiler, Head Coach

NCAA DISTRICT 3 PLAYOFFS
COLLEGIATE BASEBALL - 17TH

Mar 15	Georgia	W	9-8
Mar 16	Georgia	W	11-3
Mar 20	Auburn	W	10-1
Mar 21	Auburn	W	10-9
Mar 21	Auburn	L	5-15
Mar 24	Jacksonville	W	9-8
Mar 25	Jacksonville	L	3-6
Mar 27	Duke	W	10-6
Mar 28	Duke	W	4-0
Mar 29	Duke	W	7-5
Mar 30	Duke	W	8-2
Apr 1	North Carolina	W	10-1
Apr 3	Florida	L	2-3
Apr 4	Florida	W	8-5
Apr 4	Western Michigan	L	2-10
Apr 5	Western Michigan	W	7-6
Apr 8	at Georgia Southern	W	6-4
Apr 8	at Georgia Southern	W	9-1
Apr 14	at Florida Southern	W	5-4
Apr 15	at Florida Southern	W	13-2
Apr 17	at Miami	W	2-0
Apr 18	at Miami	W	14-6
Apr 21	at Georgia	W	5-3
Apr 22	at Georgia	L	9-10
May 8	Georgia Southern	W	17-8
Jun 1	West Virginia#	W	3-1
Jun 1	Duke#	L	2-7
Jun 2	West Virginia#	L	3-4

1962 23-14

Danny Litwhiler, Head Coach
COLLEGE WORLD SERIES

COLLEGIATE BASEBALL - 4TH

Mar 14	Georgia	W	13-3
Mar 15	Georgia	W	6-3
Mar 16	Auburn	L	7-12
Mar 17	Auburn	L	2-10
Mar 19	Georgia Tech	W	10-4
Mar 20	Georgia Tech	W	9-8
Mar 21	Georgia Tech	W	7-6
Mar 23	Jacksonville	W	8-2
Mar 30	Clemson	W	14-8
Apr 2	Furman	L	2-7
Apr 3	Furman	W	21-9
Apr 9	Auburn	L	6-7
Apr 10	Auburn	L	3-5
Apr 16	Miami	L	4-6
Apr 17	Miami	W	9-8
Apr 19	Clemson	L	11-14
Apr 20	at Duke	W	3-1

Apr 21	at Duke	L	4-5
Apr 22	East Carolina	L	2-19
Apr 23	North Carolina	W	9-2
Apr 24	North Carolina State	W	12-3
Apr 25	Georgia Southern	W	5-1
Apr 26	Georgia Southern	W	9-7
May 12	Florida Southern	W	12-11
May 14	Georgia Southern	L	2-4
May 15	Georgia Southern	W	8-2
May 18	Florida	L	5-9
May 19	Florida	W	6-2
May 31	Florida#	L	0-1
Jun 1	West Virginia#	W	6-5
Jun 2	Florida#	W	3-1
Jun 4	Wake Forest#	W	10-8
Jun 4	Wake Forest#	W	3-2
Jun 11	Santa Clara####	W	5-1
Jun 12	Ithaca####	W	5-4
Jun 13	Michigan####	L	7-10
Jun 14	Santa Clara####	L	6-11

1963 27-13

Danny Litwhiler, Head Coach

COLLEGE WORLD SERIES
COLLEGIATE BASEBALL - 6TH

Mar 16	Auburn	W	2-1
Mar 18	Auburn	W	8-3
Mar 21	Clemson	W	10-7
Mar 22	Clemson	L	7-12
Mar 23	Clemson	W	12-3
Mar 23	Navy	L	7-8
Mar 25	at Auburn	W	5-1
Mar 26	at Auburn	W	9-7
Mar 29	Florida Southern	W	9-0
Mar 30	Florida Southern	W	6-0
Apr 1	at Miami	W	2-1
Apr 2	at Miami	L	1-4
Apr 5	Furman	W	13-3
Apr 6	Furman	W	9-2
Apr 9	Valdosta State	W	14-0
Apr 10	Georgia Southern	W	10-8
Apr 10	Georgia Southern	L	0-9
Apr 22	North Carolina	W	5-2
Apr 23	Wake Forest	L	5-7
Apr 24	North Carolina State	L	7-8
Apr 25	Duke	W	6-0
Apr 26	East Carolina	W	6-1
May 3	at Florida	L	1-3
May 4	at Florida	L	3-6
May 13	Georgia Southern	W	10-6
May 14	Georgia Southern	W	7-0
May 16	Georgia Tech	W	10-5
May 16	Georgia Tech	L	4-5
May 17	at Georgia	W	9-5
May 18	at Georgia	W	4-3
May 24	Florida	W	6-2
May 25	Florida	W	5-1
May 25	Florida	L	1-3
May 30	Auburn#	W	4-3
May 31	Wake Forest#	W	12-4
Jun 1	Wake Forest#	L	5-6
Jun 1	Wake Forest#	W	11-5
Jun 10	Western Michigan###	W	5-2
Jun 11	Arizona####	L	3-4
Jun 12	Southern California####	L	3-4

1964 23-13

Fred Hatfield, Head Coach

Mar 16	Florida Southern	W	5-2
Mar 17	Florida Southern	L	4-8
Mar 19	Clemson	W	8-5
Mar 20	Clemson	L	5-8
Mar 21	Clemson	W	12-6
Mar 21	Tennessee	W	15-7
Mar 23	Georgia Tech	W	5-0
Mar 24	Georgia Tech	W	3-2
Mar 25	Northeast Louisiana	W	7-4
Mar 26	North Carolina	W	9-0
Mar 27	Mississippi State	W	7-1
Mar 28	Amherst	W	5-0
Mar 28	Duke	W	10-4
Mar 30	North Carolina	W	17-3

SEMINOLE STATE



YEAR-BY-YEAR RESULTS

Mar 31	Wake Forest	L	4-6
Apr 1	Michigan State	W	10-5
Apr 2	Michigan State	W	7-6
Apr 3	Wake Forest	L	4-7
Apr 4	Wake Forest	W	9-2
Apr 20	Auburn	L	3-5
Apr 21	at Georgia Tech	W	14-1
Apr 22	at Georgia	L	5-6
Apr 23	at Georgia	W	18-11
Apr 24	at Georgia Southern	L	6-8
Apr 25	at Georgia Southern	W	6-1
May 4	Auburn	L	2-4
May 5	Auburn	L	5-19
May 11	Georgia Southern	W	9-7
May 12	Georgia Southern	L	6-9
May 16	Jacksonville	W	7-4
May 16	Jacksonville	W	3-2
May 22	Florida	L	2-6
May 23	Florida	W	4-3
May 29	Florida	L	1-2
May 30	at Florida	L	1-2
May 31	at Florida	W	5-4

1965 32-11-1

Fred Hatfield, Head Coach

COLLEGE WORLD SERIES

COLLEGIATE BASEBALL - 5TH

Mar 12	Miami	W	7-4
Mar 13	Miami	W	9-4
Mar 13	Miami	T	9-9
Mar 15	Florida Southern	W	4-3
Mar 18	Kentucky	W	2-0
Mar 26	Jacksonville	L	0-1
Mar 26	Jacksonville	L	0-1
Mar 29	Michigan State	W	11-8
Mar 30	Duke	W	11-1
Mar 31	Wake Forest	W	8-1
Apr 1	Wake Forest	W	5-3
Apr 2	Michigan State	L	2-4
Apr 3	Duke	W	9-4
Apr 3	Wake Forest	W	11-4
Apr 5	Auburn	W	6-1
Apr 6	Auburn	W	12-0
Apr 9	at Georgia Southern	W	4-2
Apr 10	at Georgia Southern	W	6-3
Apr 22	at Duke	W	11-2
Apr 23	at North Carolina State	L	2-7
Apr 24	at North Carolina	L	1-12
Apr 26	at Clemson	L	8-9
Apr 27	at Clemson	W	13-11
Apr 27	at Clemson	W	16-3
Apr 30	Pensacola Navy	W	10-1
May 1	Pensacola Navy	W	12-2
May 7	Loyola	W	7-6
May 8	Loyola	W	18-14
May 10	Georgia Southern	W	10-4
May 11	Georgia Southern	W	6-2
May 13	Jacksonville	W	8-2
May 21	at Florida	L	6-8
May 22	at Florida	W	3-2
May 24	Pensacola Navy	W	10-2
May 27	Mississippi State#	L	3-6
May 27	Maryland#	W	7-3
May 28	Mississippi State#	W	6-2
May 29	Furman#	W	2-1
May 29	Furman#	W	7-5
Jun 2	Florida	W	5-4
Jun 3	Florida	L	10-11
Jun 7	Ohio State####	L	1-2
Jun 8	Texas####	W	3-2
Jun 9	St. Louis####	L	3-5

1966 39-13

Fred Hatfield, Head Coach

NCAA DISTRICT 3 PLAYOFFS

COLLEGIATE BASEBALL - 9TH

Mar 14	Kentucky	W	9-4
Mar 15	Kentucky	W	19-3
Mar 16	Kentucky	W	7-0
Mar 17	Kentucky	W	20-1
Mar 18	Tennessee	L	7-8
Mar 19	Tennessee	W	8-6

Mar 21	Mississippi State	W	24-2
Mar 22	Auburn	W	6-3
Mar 23	Mississippi	W	9-8
Mar 24	Mississippi	W	9-4
Mar 25	Mississippi	W	11-10
Mar 26	Mississippi	W	5-3
Mar 28	Michigan State	W	5-0
Mar 29	Michigan State	L	6-7
Mar 30	Wake Forest	W	14-12
Mar 31	Michigan State	W	5-4
Mar 31	Rutgers	W	18-10
Apr 1	Wake Forest	L	3-4
Apr 1	at Auburn	L	2-7
Apr 2	at Auburn	L	2-6
Apr 4	Spring Hill	W	18-3
Apr 5	Spring Hill	W	13-6
Apr 7	North Carolina	W	15-7
Apr 8	North Carolina	L	4-6
Apr 8	Miami	L	1-6
Apr 9	North Carolina	W	4-1
Apr 9	Miami	W	10-2
Apr 13	Furman	W	15-2
Apr 23	at Louisiana State	L	2-3
Apr 23	at Louisiana State	L	0-1
Apr 24	Loyola	W	3-0
Apr 25	Loyola	W	5-0
Apr 26	Spring Hill	W	3-2
Apr 27	Spring Hill	W	14-2
Apr 29	Georgia Southern	W	9-4
Apr 30	Georgia Southern	W	9-1
May 6	at Florida	W	16-4
May 7	at Florida	L	0-1
May 9	Georgia Southern	W	10-0
May 10	Georgia Southern	W	10-9
May 13	Jacksonville	W	15-5
May 19	Jacksonville	W	3-1
May 20	Florida	W	1-0
May 21	Florida	W	4-0
May 23	Clemson	W	11-5
May 24	Clemson	W	4-3
May 25	Clemson	L	3-4
Jun 2	Mississippi State#	L	3-4
Jun 3	East Carolina#	W	6-3
Jun 3	Mississippi State#	W	7-0
Jun 4	North Carolina#	W	6-5
Jun 4	North Carolina#	L	4-6

1967 30-14

Fred Hatfield, Head Coach

NCAA DISTRICT 3 PLAYOFFS

COLLEGIATE BASEBALL - 13TH

Mar 3	at Miami	W	9-4
Mar 4	at Miami	W	6-5
Mar 5	Tampa	W	14-0
Mar 20	Auburn	L	7-12
Mar 20	Georgia	L	1-2
Mar 21	Springfield	W	3-1
Mar 21	Auburn	W	1-0
Mar 22	Springfield	W	6-5
Mar 22	Virginia Tech	W	7-2
Mar 23	Alabama	L	3-4
Mar 24	Penn State	W	9-3
Mar 25	Alabama	W	1-0
Mar 27	Tulane	W	10-6
Mar 28	Penn State	L	6-7
Mar 28	Tulane	W	5-1
Mar 29	William & Mary	W	5-4
Mar 30	Wake Forest	W	5-1
Mar 30	North Carolina	W	5-1
Mar 31	North Carolina	L	1-3
Mar 31	Wake Forest	W	3-2
Apr 1	Wake Forest	L	0-1
Apr 1	North Carolina	W	2-1
Apr 5	Parsons	L	0-10
Apr 6	Parsons	L	4-16
Apr 7	at Auburn	L	2-5
Apr 8	at Auburn	W	9-3
Apr 21	at Tulane	W	8-5
Apr 22	at Tulane	W	7-5
Apr 23	at Loyola	W	5-1
Apr 24	at Loyola	W	5-1
Apr 28	at Georgia Southern	W	7-1

Apr 29	at Georgia Southern	W	5-2
May 5	Georgia Southern	W	2-0
May 6	Georgia Southern	W	7-0
May 11	Jacksonville	W	7-0
May 16	at Jacksonville	W	8-1
May 19	Florida	W	7-5
May 20	Florida	L	2-5
May 26	at Florida	W	6-3
May 27	at Florida	L	1-2
May 27	at Florida	L	1-3
Jun 2	Clemson#	W	5-3
Jun 3	Auburn#	L	3-13
Jun 4	Clemson#	L	4-6

NOTE: Includes two forfeit wins over Tampa, May 9 & 10.

1968 35-6

Fred Hatfield, Head Coach

NCAA DISTRICT 3 PLAYOFFS

COLLEGIATE BASEBALL - 12TH

Mar 16	Valdosta Red Sox	W	7-0
Mar 17	Valdosta Red Sox	W	11-3
Mar 19	Georgia	W	2-0
Mar 20	Georgia	L	2-3
Mar 23	Penn State	W	10-8
Mar 25	Springfield	W	10-9
Mar 26	Penn State	W	7-2
Mar 27	Springfield	W	18-0
Mar 27	Wake Forest	W	3-0
Mar 28	Wake Forest	W	7-4
Mar 29	Southern Illinois	W	6-0
Mar 30	Southern Illinois	W	8-4
Apr 1	Southern Illinois	W	5-3
Apr 8	Kentucky Wesleyan	W	15-1
Apr 9	Kentucky Wesleyan	W	15-5
Apr 12	Valdosta Red Sox	W	18-3
Apr 13	Valdosta Red Sox	W	3-1
Apr 19	Miami	W	4-1
Apr 20	Miami	W	7-6
Apr 22	Auburn	W	2-1
Apr 23	Auburn	W	7-3
Apr 26	Loyola	W	5-1
Apr 27	Loyola	W	4-1
May 3	at Georgia Southern	W	12-6
May 4	at Georgia Southern	W	4-1
May 7	at Florida	L	2-3
May 8	at Florida	L	2-3
May 10	Georgia Southern	W	10-2
May 11	Georgia Southern	W	9-4
May 13	at Auburn	W	3-2
May 14	at Auburn	L	1-18
May 15	Jacksonville	W	4-0
May 16	Jacksonville	W	9-4
May 24	Florida	W	1-0
May 25	Florida	W	5-0
May 25	Florida	W	5-0
May 30	East Carolina#	L	1-2
May 31	Alabama#	W	6-1
Jun 1	East Carolina#	W	3-2
Jun 1	North Carolina State#	W	15-12
Jun 3	North Carolina State#	L	1-4

1969 39-12-1

Jack Stallings, Head Coach

COLLEGIATE BASEBALL - 10TH

Mar 6	at Florida Southern	T	5-5
Mar 7	at Miami	W	6-2
Mar 8	at Miami	W	5-0
Mar 9	at St. Leo	L	2-3
Mar 14	Auburn	L	0-1
Mar 15	Auburn	W	6-1
Mar 22	Loyola	L	3-5
Mar 22	Loyola	W	2-0
Mar 24	Tulane	W	5-0
Mar 24	Tulane	L	0-1
Mar 25	Penn State	W	4-3
Mar 26	Penn State	W	8-1
Mar 27	Penn State	W	6-0
Mar 28	Penn State	W	8-4
Mar 28	Southern Illinois	L	0-1
Mar 29	Southern Illinois	W	3-1
Mar 29	Southern Illinois	W	5-4
Apr 2	Belmont Abbey	W	10-9



YEAR-BY-YEAR RESULTS

Apr 2	Wake Forest	W	9-4
Apr 3	Belmont Abbey	W	8-4
Apr 3	Wake Forest	W	16-6
Apr 4	Wake Forest	W	16-14
Apr 4	South Carolina	W	4-3
Apr 5	Wake Forest	W	10-1
Apr 7	Furman	W	8-2
Apr 8	Furman	W	7-2
Apr 9	Kentucky Wesleyan	W	18-1
Apr 10	Kentucky Wesleyan	W	17-0
Apr 11	South Florida	W	7-3
Apr 12	South Florida	W	5-2
Apr 13	Clemson	W	6-2
Apr 14	Clemson	W	3-1
Apr 21	at Georgia	W	5-0
Apr 22	at Georgia	W	12-3
Apr 23	St. Leo	W	6-2
Apr 28	Florida	W	3-1
Apr 29	Florida	W	4-9
Apr 30	Georgia Southern	L	2-3
May 1	Georgia Southern	W	9-5
May 3	Georgia Tech	W	2-1
May 3	Georgia Tech	L	5-8
May 7	at Jacksonville	W	7-5
May 8	at Jacksonville	L	2-4
May 9	Georgia Southern	W	8-1
May 10	Georgia Southern	L	3-4
May 17	South Alabama	W	5-4
May 17	South Alabama	W	4-0
May 19	at Auburn	L	4-7
May 20	at Auburn	W	6-3
May 23	at Florida	L	0-8
May 24	at Florida	L	1-3
May 24	at Florida	W	3-1

1970 49-9-1

Jack Stallings, Head Coach
COLLEGE WORLD SERIES
COLLEGIATE BASEBALL - 2ND

Mar 4	Union	W	5-1
Mar 4	Union	W	6-2
Mar 13	St. Leo	W	6-1
Mar 14	St. Leo	W	5-4
Mar 20	at Florida Southern	W	1-0
Mar 21	at Miami	W	10-1
Mar 22	Michigan State	L	5-6
Mar 22	at Miami	W	8-3
Mar 24	at Stetson	W	1-0
Mar 25	Bowling Green	W	17-8
Mar 25	New York University	W	6-1
Mar 26	Rider	W	8-1
Mar 27	New York University	W	4-1
Mar 28	Southern Illinois	W	6-1
Mar 30	North Carolina	W	15-6
Mar 30	North Carolina	W	5-4
Mar 31	North Carolina	W	3-2
Apr 1	Illinois	W	5-4
Apr 2	Maryland	W	6-2
Apr 2	Holy Cross	W	11-4
Apr 3	Illinois	W	10-0
Apr 4	Holy Cross	W	3-0
Apr 5	Maryland	W	4-3
Apr 6	Auburn	W	10-4
Apr 7	Auburn	L	3-5
Apr 10	at South Alabama	W	8-4
Apr 11	at South Alabama	W	4-0
Apr 12	at South Alabama	W	11-0
Apr 17	at South Florida	W	7-0
Apr 18	at South Florida	W	8-0
Apr 19	at St. Leo	W	8-3
Apr 23	Florida Southern	W	7-6
Apr 24	South Alabama	W	9-0
Apr 25	South Alabama	L	3-5
Apr 25	South Alabama	T	2-2
May 1	Georgia Southern	W	12-5
May 2	Georgia Southern	W	8-4
May 4	Jacksonville	W	4-1
May 5	Jacksonville	W	9-2
May 8	Miami	W	11-4
May 9	Miami	W	6-2
May 12	at Florida	L	1-3
May 13	at Florida	L	4-5

May 15	at Georgia Southern	W	8-3
May 16	at Georgia Southern	L	1-2
May 18	at Auburn	W	5-0
May 19	at Auburn	W	7-6
May 22	Florida	L	3-4
May 23	Florida	W	1-0
May 23	Florida	W	9-4
May 28	East Carolina#	W	2-0
May 29	Maryland#	W	0-1
May 30	Mississippi State#	W	5-4
Jun 13	Arizona###	W	4-0
Jun 14	Dartmouth###	W	6-0
Jun 15	Texas###	L	1-5
Jun 16	Ohio University###	W	2-0
Jun 17	Texas###	W	11-2
Jun 18	Southern California###	L	1-2

1971 41-16

Jack Stallings, Head Coach
COLLEGIATE BASEBALL - 23RD

Mar 2	Valdosta St.	W	13-1
Mar 3	Union	W	5-0
Mar 3	Union	W	14-0
Mar 4	Union	W	7-6
Mar 5	St. Leo	W	9-8
Mar 6	St. Leo	W	7-6
Mar 11	Lafayette	W	3-0
Mar 12	Lafayette	W	1-0
Mar 13	Lafayette	W	2-0
Mar 20	at Miami	W	5-4
Mar 21	at Miami	L	4-5
Mar 22	Ohio State	L	1-9
Mar 23	Michigan State	W	9-5
Mar 24	at St. Leo	W	14-2
Mar 25	Western Michigan	L	5-7
Mar 25	Florida A&M	W	2-1
Mar 26	Florida A&M	W	21-0
Mar 26	Western Michigan	W	7-5
Mar 27	Western Michigan	L	1-5
Mar 28	Florida A&M	W	7-1
Mar 31	Brown	L	0-2
Apr 1	Brown	W	5-1
Apr 1	Brown	W	3-1
Apr 2	Brown	W	12-1
Apr 3	Brown	W	4-1
Apr 3	Brown	W	6-1
Apr 6	at Jacksonville	L	4-13
Apr 7	at Jacksonville	W	8-6
Apr 8	Northern Illinois	W	7-8
Apr 9	Miami	W	7-5
Apr 10	Miami	L	4-7
Apr 12	Auburn	W	13-8
Apr 13	Auburn	L	8-11
Apr 14	at Valdosta St.	W	17-3
Apr 17	at Clemson	L	0-11
Apr 17	at Clemson	L	7-12
Apr 18	at Clemson	L	2-3
Apr 19	at Georgia	W	6-0
Apr 19	at Georgia	L	2-4
Apr 24	South Alabama	W	9-7
Apr 24	South Alabama	L	4-5
Apr 25	South Alabama	W	9-4
Apr 26	South Florida	W	10-6
Apr 27	South Florida	W	4-3
Apr 30	Stetson	W	2-0
May 1	Stetson	W	1-0
May 1	Georgia Southern	L	1-2
May 2	Georgia Southern	W	6-1
May 8	at South Alabama	W	7-3
May 14	at Georgia Southern	W	1-0
May 17	at Auburn	W	9-4
May 18	at Auburn	W	6-5
May 21	at Florida	W	7-2
May 22	at Florida	W	2-0
May 22	at Florida	L	3-4
May 28	Florida	L	1-4
May 29	Florida	W	7-0

1972 45-23

Jack Stallings, Head Coach
NCAA DISTRICT 3 PLAYOFFS
COLLEGIATE BASEBALL - 19TH

Mar 2	at Stetson	W	6-3
Mar 3	at Stetson	W	7-1
Mar 4	at Rollins	W	2-0
Mar 5	at Rollins	W	11-6
Mar 6	St. Josephs	W	14-1
Mar 7	St. Josephs	W	12-6
Mar 8	St. Josephs	W	8-1
Mar 10	Clemson	W	11-7
Mar 11	Clemson	W	6-3
Mar 12	Clemson	W	20-3
Mar 18	at Florida Southern	W	11-4
Mar 20	at Miami	W	7-4
Mar 21	at South Florida	L	3-4
Mar 22	at South Florida	W	6-2
Mar 23	at St. Leo	W	8-7
Mar 24	Auburn	L	3-9
Mar 25	Auburn	W	16-13
Mar 25	Vanderbilt	L	1-11
Mar 26	Vanderbilt	W	4-3
Mar 27	Vanderbilt	W	19-4
Mar 31	Western Michigan	W	6-1
Mar 31	Florida Southern	L	2-4
Apr 1	Western Michigan	L	7-8
Apr 1	Western Michigan	L	4-7
Apr 2	Western Michigan	W	8-1
Apr 4	Virginia	W	8-6
Apr 5	Virginia	W	14-7
Apr 6	at Valdosta St.	L	2-14
Apr 7	at Jacksonville	L	4-7
Apr 8	at Jacksonville	L	3-4
Apr 9	at Georgia Southern	W	7-3
Apr 10	at Georgia Southern	L	6-7
Apr 13	Florida A&M	W	12-10
Apr 14	St. Leo	W	12-10
Apr 15	St. Leo	W	15-1
Apr 19	Florida A&M	W	9-2
Apr 22	South Alabama	L	2-9
Apr 22	South Alabama	L	2-5
Apr 23	South Alabama	L	4-6
Apr 26	Chicago St.	W	10-5
Apr 27	Chicago St.	W	12-0
Apr 27	Chicago St.	W	11-2
Apr 29	Georgia Tech	W	4-2
Apr 30	Georgia Tech	W	8-3
May 2	at Florida A&M	W	12-4
May 3	at Florida A&M	W	13-7
May 4	Jacksonville	L	1-3
May 5	Jacksonville	W	6-5
May 6	Georgia Southern	L	3-4
May 6	Georgia Southern	W	5-2
May 7	Georgia Southern	W	12-10
May 9	Valdosta St.	W	3-2
May 10	Miami	L	4-5
May 10	Miami	L	3-4
May 11	Miami	W	4-3
May 13	at South Alabama	W	6-4
May 13	at South Alabama	W	3-1
May 14	at South Alabama	L	0-10
May 15	at Auburn	L	3-9
May 16	at Auburn	W	7-4
May 19	at Florida	L	1-3
May 20	at Florida	L	1-3
May 26	Florida	W	8-1
May 27	Florida	W	4-2
May 27	Florida	W	9-4
Jun 1	South Alabama#	L	5-6
Jun 2	Richmond#	W	10-5
Jun 3	Mississippi#	L	3-8



YEAR-BY-YEAR RESULTS

1973

Jack Stallings, Head Coach

COLLEGIATE BASEBALL - 24TH

Feb 15	at Miami	L	1-5
Feb 16	at Florida International	W	7-4
Mar 1	at South Florida	W	11-5
Mar 2	at South Florida	L	7-8
Mar 3	at Tampa	W	6-2
Mar 4	at Tampa	W	4-0
Mar 10	St. Josephs	W	9-0
Mar 11	St. Josephs	W	9-4
Mar 14	Jacksonville St.	W	13-5
Mar 15	Marietta	L	5-7
Mar 24	at Miami	W	7-6
Mar 25	at Miami	W	8-2
Mar 26	at Florida Southern	L	2-3
Mar 27	at St. Leo	W	7-4
Mar 28	at Valdosta St.	W	3-2
Apr 1	Fairleigh Dickinson	W	5-0
Apr 1	Fairleigh Dickinson	W	2-1
Apr 5	Rollins	W	12-0
Apr 6	Rollins	W	5-0
Apr 8	South Alabama	L	3-11
Apr 8	South Alabama	W	4-3
Apr 9	Auburn	L	2-4
Apr 10	Auburn	L	2-4
Apr 11	Cumberland	W	3-0
Apr 12	Cumberland	W	9-0
Apr 13	St. Leo	W	3-0
Apr 14	St. Leo	W	11-0
Apr 15	Tampa	W	10-2
Apr 16	Tampa	W	8-4
Apr 17	Valdosta St.	W	9-8
Apr 19	Miami	L	1-10
Apr 20	Miami	W	4-1
Apr 21	at Georgia Southern	L	0-7
Apr 21	at Georgia Southern	W	13-8
Apr 22	at Georgia Southern	L	3-7
Apr 23	at Florida A&M	W	14-6
Apr 26	at Clemson	L	1-2
Apr 26	at Clemson	W	2-1
Apr 27	at Clemson	W	9-1
Apr 28	at Georgia Tech	L	0-1
Apr 29	at Georgia Tech	L	2-3
Apr 30	Jacksonville	L	6-12
Apr 30	Jacksonville	W	7-4
May 1	Jacksonville	W	6-5
May 5	Georgia Southern	L	4-5
May 6	Georgia Southern	W	4-1
May 7	Florida A&M	W	8-1
May 12	at South Alabama	L	5-8
May 12	at South Alabama	L	3-4
May 13	at South Alabama	L	2-3
May 14	at Auburn	W	4-2
May 15	at Auburn	W	8-4
May 17	Stetson	L	6-7
May 18	Stetson	L	4-5
May 19	Florida	W	3-0
May 20	Florida	W	9-5
May 25	at Florida	W	8-7
May 26	at Florida	L	0-4
May 26	at Florida	W	8-0

1974

Jack Stallings, Head Coach

Feb 27	at Jacksonville	L	0-2
Feb 27	at Jacksonville	W	5-4
Feb 28	at Jacksonville	W	3-2
Mar 2	Troy State	W	11-2
Mar 2	Troy State	W	11-2
Mar 5	N.C. Wilmington	W	5-4
Mar 6	N.C. Wilmington	W	15-5
Mar 7	N.C. Wilmington	W	10-4
Mar 8	Clemson	W	6-3
Mar 9	Clemson	L	5-7
Mar 10	Clemson	W	5-3
Mar 16	at Miami	L	2-3
Mar 17	at Miami	L	3-4
Mar 18	at Florida International	W	5-2
Mar 19	at Florida Southern	W	9-7
Mar 20	at Tampa	L	5-6

38-21

Mar 21	at Tampa	W	9-5
Mar 22	Tennessee	L	4-7
Mar 23	Tennessee	L	0-2
Mar 24	Ohio	L	3-6
Mar 26	South Carolina	L	1-4
Mar 26	South Carolina	L	0-1
Mar 27	Rider	W	6-1
Mar 29	Western Michigan	L	3-7
Mar 29	Western Michigan	L	2-4
Mar 30	at Valdosta St.	W	6-3
Apr 2	Columbus	W	3-0
Apr 5	Niagara	W	4-2
Apr 6	Lewis	L	11-12
Apr 7	Lewis	L	0-4
Apr 8	Lewis	L	5-7
Apr 9	Mercer-Atlanta	W	3-1
Apr 10	Mercer-Atlanta	W	14-11
Apr 11	Tampa	W	7-4
Apr 11	Tampa	W	11-1
Apr 12	Mercer-Macon	W	5-0
Apr 13	Mercer-Macon	W	13-11
Apr 15	Florida International	W	2-0
Apr 15	Florida International	L	4-5
Apr 18	Miami	W	2-1
Apr 18	Miami	W	7-4
Apr 19	Miami	L	3-17
Apr 20	at Georgia Southern	L	3-13
Apr 21	at Georgia Southern	W	4-2
Apr 22	Florida Southern	L	2-4
Apr 24	Valdosta St.	L	1-15
Apr 26	South Florida	W	2-1
Apr 27	South Florida	W	9-8
Apr 29	Auburn	W	11-1
Apr 30	Auburn	L	3-6
May 4	Georgia Southern	W	7-6
May 5	Georgia Southern	W	6-1
May 5	Georgia Southern	W	3-2
May 12	at Columbus	W	4-2
May 13	at Auburn	L	4-5
May 14	at Auburn	L	1-7
May 15	Jacksonville	W	9-2
May 16	Jacksonville	W	8-6
May 17	Florida	T	0-0
May 18	Florida	L	2-6
May 18	Florida	W	4-3
May 19	Florida	L	4-5
May 20	Florida	W	4-3

1975

Woody Woodward, Head Coach

COLLEGE WORLD SERIES

COLLEGIATE BASEBALL - 7TH

Feb 25	at St. Leo	W	1-0
Feb 26	at St. Leo	W	10-4
Mar 1	Florida	W	14-0
Mar 2	Florida	W	6-4
Mar 6	Jacksonville	W	6-4
Mar 6	Jacksonville	W	12-3
Mar 7	Jacksonville	W	8-0
Mar 8	Valdosta St.	W	9-0
Mar 9	at Valdosta St.	W	8-3
Mar 12	Mercer-Macon	W	4-0
Mar 13	Mercer-Macon	W	5-0
Mar 15	Florida International	W	7-5
Mar 20	St. Leo	W	4-0
Mar 20	St. Leo	W	7-2
Mar 22	Florida International	W	12-4
Mar 23	Michigan State	L	3-4
Mar 24	Army	W	7-4
Mar 24	Michigan State	W	11-4
Mar 25	at Miami	W	3-0
Mar 26	at Miami	L	0-2
Mar 27	at Miami	W	10-7
Mar 28	Niagara	W	16-1
Mar 29	Tampa	W	4-3
Mar 29	Tampa	W	10-2
Mar 31	Niagara	W	7-2
Mar 31	Niagara	W	10-4
Apr 2	Columbus	W	10-2
Apr 4	Miami	W	8-0
Apr 5	Miami	W	5-2
Apr 8	South Alabama	W	4-2

49-10

Apr 8	South Alabama	L	4-8
Apr 9	South Alabama	W	5-4
Apr 12	Georgia Tech	W	11-0
Apr 13	Georgia Tech	W	9-3
Apr 15	Auburn	W	3-1
Apr 16	Auburn	W	4-0
Apr 17	Stetson	W	6-2
Apr 18	Stetson	W	5-3
Apr 22	at Jacksonville	W	4-0
Apr 23	at Jacksonville	L	1-2
Apr 25	at Mercer-Macon	L	2-5
Apr 26	at Mercer-Macon	W	5-0
Apr 29	at Florida	W	9-5
Apr 29	at Florida	L	5-8
Apr 30	at Florida	W	8-7
May 2	Georgia Southern	W	8-2
May 3	Georgia Southern	W	6-0
May 4	at Georgia Southern	W	10-5
May 4	at Georgia Southern	W	6-3
May 5	at Georgia Southern	L	7-8
May 7	at South Alabama	W	7-1
May 11	at Columbus	W	6-4
May 12	at Auburn	W	4-1
May 12	at Auburn	L	3-4
May 23	Miami#	W	1-0
May 24	Louisiana State#	W	4-2
May 25	Miami#	W	6-5
Jun 7	Eastern Michigan###	L	1-2
Jun 8	Seton Hall###	L	0-11

1976

Woody Woodward, Head Coach

NCAA REGIONALS

Feb 22	at Biscayne	W	9-4
Feb 22	at Biscayne	W	8-5
Feb 23	at Miami	W	5-1
Feb 28	SW Louisiana	W	3-2
Feb 29	SW Louisiana	W	13-10
Mar 3	Columbus	W	5-4
Mar 4	Georgia SW	W	20-1
Mar 4	Georgia SW	W	12-0
Mar 6	at Georgia SW	L	7-9
Mar 6	at Georgia SW	W	10-4
Mar 9	Biscayne	W	10-7
Mar 10	Biscayne	W	17-6
Mar 18	Howard	L	1-6
Mar 18	Howard	W	9-1
Mar 20	Valdosta St.	W	9-0
Mar 20	St. Leo	W	8-0
Mar 21	St. Leo	W	7-1
Mar 23	Stetson	W	8-0
Mar 23	Stetson	W	10-4
Mar 24	Jacksonville	W	21-5
Mar 24	Jacksonville	W	6-5
Mar 26	Otterbein	W	12-2
Mar 26	Otterbein	W	10-3
Mar 28	at Valdosta St.	W	6-2
Mar 29	at Stetson	L	10-11
Mar 30	at Stetson	L	5-9
Apr 3	at Georgia Southern	W	10-3
Apr 4	at Georgia Southern	L	4-6
Apr 8	at Jacksonville	W	6-1
Apr 9	at Jacksonville	L	2-6
Apr 10	Mercer	L	12-14
Apr 10	Mercer	W	8-2
Apr 11	South Florida	W	6-1
Apr 11	South Florida	W	4-0
Apr 12	Florida	W	8-2
Apr 13	Florida	W	3-1
Apr 14	Niagara	W	13-4
Apr 14	Niagara	W	4-3
Apr 15	Niagara	W	15-4
Apr 17	at South Alabama	W	9-4
Apr 17	at South Alabama	L	0-1
Apr 18	at South Alabama	L	2-3
Apr 20	at Florida	W	8-5
Apr 21	at Florida	W	11-3
Apr 24	South Alabama	W	21-6
May 2	at Georgia Tech	W	18-6
May 2	at Georgia Tech	L	3-4
May 5	Miami	L	1-6
May 6	Miami	L	7-9

40-16



YEAR-BY-YEAR RESULTS

May 6	Miami	W	20-4
May 8	Georgia Southern	L	5-11
May 9	Georgia Southern	W	5-2
May 9	Georgia Southern	L	3-4
May 21	Jacksonville#	W	6-1
May 24	Auburn#	L	1-2
May 24	Jacksonville#	L	7-9

1977 37-13 (4-1 METRO)

Woody Woodward, Head Coach

METRO CONFERENCE CHAMPIONS

Feb 26	St. Leo	W	9-2
Mar 1	Jacksonville	W	12-1
Mar 2	Jacksonville	W	4-0
Mar 7	Florida	L	3-8
Mar 7	Florida	L	1-2
Mar 13	at Valdosta St.	W	14-5
Mar 17	Kentucky	L	0-14
Mar 17	Kentucky	W	6-4
Mar 18	Marietta	W	8-0
Mar 19	Olivet	W	23-0
Mar 19	Olivet	W	16-1
Mar 20	North Central	W	11-5
Mar 20	North Central	W	11-3
Mar 21	North Central	W	14-3
Mar 22	at Jacksonville	W	9-5
Mar 23	at Jacksonville	L	8-10
Mar 26	Georgia Southern	L	2-3
Mar 26	Georgia Southern	W	6-0
Mar 27	Georgia Southern	W	6-3
Mar 29	Troy State	W	8-0
Mar 30	Troy State	W	6-2
Apr 1	Nevada-Las Vegas	W	4-2
Apr 2	Southern California	L	5-16
Apr 3	Hawaii	L	4-5
Apr 4	Kearney State	W	13-9
Apr 5	Southern California	W	3-2
Apr 6	Nevada-Las Vegas	W	4-2
Apr 7	Kearney State	W	11-1
Apr 8	Hawaii	W	5-2
Apr 9	Valdosta St.	W	9-3
Apr 10	St. Leo	W	9-5
Apr 11	St. Leo	W	9-1
Apr 16	at Florida	L	3-7
Apr 17	at Florida	W	8-7
Apr 18	Miami	W	14-10
Apr 19	Miami	L	4-10
Apr 20	South Florida	W	5-0
Apr 21	South Florida	W	8-6
Apr 25	at Miami	L	10-12
Apr 26	at Miami	L	3-12
Apr 26	at Miami	L	2-10
Apr 30	Mercer	W	6-4
May 4	Mercer	W	9-1
May 7	Georgia Southern	W	4-3
May 8	Georgia Southern	W	10-9
May 13	Tulane<	W	12-4
May 13	Louisville<	W	5-2
May 14	at Memphis State<	W	10-2
May 15	Tulane<	L	3-4
May 15	Tulane<	W	11-1

1978 44-18 (9-4 METRO)

Woody Woodward, Head Coach

NCAA REGIONALS

Mar 3	Tulane	W	6-1
Mar 3	Tulane	L	3-8
Mar 4	South Florida	W	7-4
Mar 5	South Florida	W	2-0
Mar 6	Rose-Hulman	W	17-0
Mar 6	Rose-Hulman	W	6-5
Mar 7	Rose-Hulman	W	7-3
Mar 7	Rose-Hulman	W	13-1
Mar 9	East Tennessee State	W	14-1
Mar 10	East Tennessee State	W	7-4
Mar 11	St. Leo	W	11-6
Mar 12	St. Leo	W	7-3
Mar 16	Morehead State	W	16-4
Mar 16	Morehead State	W	3-2
Mar 17	Western Kentucky	W	13-4
Mar 17	Western Kentucky	W	16-3
Mar 18	Ohio State	W	3-2

Mar 19	Ohio State	W	24-13
Mar 19	Cincinnati	W	11-5
Mar 20	Cincinnati	W	10-6
Mar 21	Ohio State	W	7-4
Mar 21	Cincinnati	W	10-6
Mar 25	Tulane	L	0-4
Mar 25	Tulane	W	3-0
Mar 26	South Alabama	L	5-16
Mar 26	South Alabama	L	2-9
Mar 29	Oakland	W	15-6
Mar 29	Oakland	W	6-2
Mar 31	at South Florida	W	5-1
Mar 31	at South Florida	W	8-3
Apr 2	at St. Leo	W	8-4
Apr 2	at St. Leo	L	3-4
Apr 4	South Alabama	W	5-4
Apr 4	South Alabama	W	7-3
Apr 8	at Jacksonville	L	3-4
Apr 9	at Jacksonville	W	11-5
Apr 11	Jacksonville	W	11-9
Apr 12	Jacksonville	W	11-6
Apr 15	at Georgia Southern	W	1-0
Apr 16	at Georgia Southern	L	3-4
Apr 17	Valdosta St.	W	10-7
Apr 20	at UNLV	L	4-16
Apr 21	at UNLV	L	1-3
Apr 22	at UNLV	L	6-9
Apr 23	at UNLV	L	6-13
Apr 26	Florida	W	5-1
Apr 27	Florida	W	9-8
Apr 30	Valdosta St.	W	13-5
May 2	at Florida	W	7-1
May 2	at Florida	L	4-5
May 3	Mercer	W	12-11
May 6	Georgia Southern	W	9-3
May 7	Georgia Southern	L	2-4
May 7	Georgia Southern	L	4-7
May 11	Georgia Tech<	W	4-3
May 12	Louisville<	L	3-4
May 12	Tulane<	W	3-2
May 13	Georgia Tech<	W	8-4
May 13	Louisville<	W	7-5
May 14	Memphis State<	L	9-10
May 19	Marshall#	L	0-4
May 20	Miami#	L	2-7

1979 43-17-1 (4-2 METRO)

Dick Houser, Head Coach

NCAA REGIONALS

COLLEGIATE BASEBALL - 27TH

Feb 28	Troy State	W	6-4
Feb 28	Troy State	W	12-0
Mar 3	Mercer	W	7-5
Mar 4	at Valdosta St.	L	0-2
Mar 6	Valdosta St.	L	12-14
Mar 6	Valdosta St.	W	6-0
Mar 8	at Florida	W	4-3
Mar 9	at Florida	L	3-16
Mar 10	St. Leo	W	18-2
Mar 11	St. Leo	W	5-2
Mar 13	St. Francis	W	4-1
Mar 13	St. Francis	L	2-5
Mar 14	Tulane	W	7-3
Mar 14	Tulane	W	9-2
Mar 15	St. Francis	W	14-5
Mar 15	St. Francis	W	8-1
Mar 16	Austin Peay	W	4-2
Mar 16	Austin Peay	W	12-0
Mar 17	Western Kentucky	W	14-4
Mar 17	Jacksonville	W	8-3
Mar 18	Jacksonville	W	21-8
Mar 19	Mercer-Atlanta	W	4-2
Mar 20	at South Florida	W	6-4
Mar 21	at South Florida	W	12-4
Mar 22	Tennessee-Martin	W	4-1
Mar 22	Tennessee-Martin	W	10-4
Mar 23	Wright State	W	12-0
Mar 24	Wright State	W	13-6
Mar 26	Stetson	L	9-14
Mar 28	Oakland	W	13-4
Mar 28	Oakland	W	13-6
Mar 30	at Miami	L	3-4

Mar 31	at Miami	L	3-5
Apr 1	at St. Leo	W	11-5
Apr 1	at St. Leo	L	1-5
Apr 5	Florida A&M	W	13-1
Apr 8	Florida	W	12-7
Apr 11	Miami	W	9-2
Apr 12	Miami	W	3-2
Apr 14	at Georgia Southern	W	6-4
Apr 15	at Georgia Southern	L	4-7
Apr 15	at Georgia Southern	W	5-4
Apr 18	at Jacksonville	W	3-0
Apr 19	at Jacksonville	L	9-10
Apr 21	South Florida	W	3-1
Apr 22	South Florida	W	10-1
Apr 23	at Valdosta St.	T	14-14
Apr 24	Florida A&M	W	20-1
Apr 27	at Mercer	L	2-4
Apr 28	at Georgia Tech	W	5-2
Apr 29	at Georgia Tech	W	11-4
May 2	Florida A&M	W	9-1
May 4	Florida	W	20-7
May 5	Georgia Southern	L	3-8
May 6	Georgia Southern	L	1-8
May 11	Cincinnati<	W	13-3
May 12	Tulane<	L	5-10
May 12	Memphis State<	W	11-1
May 13	Tulane<	L	2-5
May 25	Florida#	L	5-9
May 26	Delaware#	L	6-7

1980 51-12 (5-2 METRO)

Mike Martin, Head Coach

METRO CONFERENCE CHAMPIONS

COLLEGE WORLD SERIES

COLLEGIATE BASEBALL - 7TH

Feb 22	at Miami	L	0-10
Feb 23	at Miami	L	3-4
Feb 24	at Miami	W	9-8
Feb 27	Troy State	W	5-3
Feb 27	Troy State	W	11-9
Mar 3	Lenoir Rhyne	W	10-3
Mar 4	at Jacksonville	W	8-4
Mar 5	at Jacksonville	W	17-8
Mar 5	at Jacksonville	W	16-3
Mar 8	Florida	L	6-21
Mar 11	Wingate	W	6-0
Mar 11	Wingate	W	5-4
Mar 13	Missouri-Rolla	W	18-3
Mar 13	Missouri-Rolla	W	13-0
Mar 16	Brooklyn College	W	23-5
Mar 17	Northern Kentucky	W	2-0
Mar 18	Mercer	W	9-7
Mar 19	Monmouth	W	27-2
Mar 21	Otterbein	W	18-3
Mar 21	Otterbein	W	15-6
Mar 22	Wright State	W	12-0
Mar 22	Wright State	L	2-6
Mar 24	at Tulane	L	2-3
Mar 27	Eastern Illinois	W	10-9
Mar 29	Dayton	W	28-2
Mar 31	at Mercer	W	7-4
Apr 5	Jacksonville	W	7-6
Apr 5	Jacksonville	W	15-3
Apr 6	Jacksonville	W	5-1
Apr 7	at Valdosta St.	W	15-9
Apr 8	Auburn	W	21-7
Apr 9	Auburn	W	2-0
Apr 11	at South Florida	W	12-0
Apr 11	at South Florida	W	3-1
Apr 12	at South Florida	W	14-3
Apr 15	at Florida	W	2-1
Apr 16	at Florida	W	15-2
Apr 20	Flagler	W	12-1
Apr 22	at Auburn	W	9-5
Apr 23	at Auburn	W	4-2
Apr 25	South Florida	W	10-4
Apr 26	South Florida	W	17-0
Apr 26	South Florida	W	5-4
Apr 29	at Troy State (forfeit)	L	3-5
Apr 29	at Troy State	W	12-3
Apr 30	Valdosta St.	W	11-4
May 3	Miami	L	6-10



YEAR-BY-YEAR RESULTS

May 4	Miami	W	7-5
May 5	Miami	L	5-7
May 9	Virginia Tech	L	4-12
May 9	Louisville<	W	13-1
May 10	Tulane<	W	12-5
May 10	Virginia Tech<	W	13-6
May 11	Memphis State<	W	14-11
May 11	Memphis State<	W	11-7
May 13	at Georgia Southern	W	5-3
May 13	at Georgia Southern	W	13-11
May 14	at Georgia Southern	L	3-8
May 22	New Orleans#	W	10-8
May 24	Western Kentucky#	W	19-7
May 25	Western Kentucky#	W	10-5
May 30	Hawaii###	L	6-7
May 31	Arizona###	L	3-5

1981 56-23 (10-4 METRO)

Mike Martin, Head Coach

METRO CONFERENCE CHAMPIONS

NCAA REGIONALS

BASEBALL AMERICA - 14TH

COLLEGIATE BASEBALL - 16TH

Feb 21	Georgia Southern	L	2-3
Feb 21	Georgia Southern	L	2-5
Feb 22	Georgia Southern	W	14-6
Feb 26	Georgia State	W	19-3
Feb 26	Georgia State	W	8-7
Feb 27	Georgia State	W	19-2
Feb 28	Clemson	W	9-8
Mar 1	Clemson	W	11-7
Mar 3	at Jacksonville	W	17-5
Mar 4	at Jacksonville	L	9-10
Mar 6	at Miami	L	3-4
Mar 7	at Miami	L	8-10
Mar 8	at Miami	L	4-19
Mar 10	Mercer	W	6-5
Mar 11	at Mercer	L	3-4
Mar 13	at Florida	W	3-1
Mar 14	at Florida	L	5-17
Mar 15	Wingate	W	15-6
Mar 15	Louisville	W	10-1
Mar 16	Ripon	W	7-1
Mar 16	Ripon	W	12-1
Mar 17	Wingate	W	4-2
Mar 17	Wingate	W	6-2
Mar 18	Campbellsville	W	19-4
Mar 19	Otterbein	W	11-8
Mar 19	Otterbein	W	9-4
Mar 20	South Carolina	W	9-8
Mar 21	South Carolina	L	5-8
Mar 22	South Carolina	W	12-6
Mar 23	Jackson State	W	12-11
Mar 24	Cleveland State	W	10-3
Mar 25	at Georgia	W	8-3
Mar 26	at Georgia	L	2-4
Mar 27	at Georgia State	W	15-5
Mar 28	at Georgia State	W	16-8
Mar 29	at Georgia State	L	1-3
Apr 1	Florida	W	14-10
Apr 2	Florida	L	9-12
Apr 4	at Tulane	W	15-9
Apr 4	at Tulane	L	3-11
Apr 5	at Tulane	L	4-15
Apr 7	Jacksonville	W	8-7
Apr 7	Jacksonville	W	7-0
Apr 9	Flagler	L	3-4
Apr 9	Flagler	W	12-4
Apr 11	Memphis State	L	4-6
Apr 11	Memphis State	W	8-4
Apr 12	Memphis State	W	7-6
Apr 15	West Florida	W	6-1
Apr 15	West Florida	W	3-2
Apr 17	at South Carolina	W	7-5
Apr 19	at South Carolina	L	3-9
Apr 22	at South Florida	L	0-2
Apr 22	at South Florida	W	7-3
Apr 23	at South Florida	W	7-6
Apr 25	South Florida	W	8-2
Apr 25	South Florida	W	8-0
Apr 26	South Florida	W	14-5
Apr 27	Valdosta	W	14-6

Apr 28	at Auburn	W	7-1
Apr 29	at Auburn	W	4-3
May 2	Miami	L	2-3
May 3	Miami	W	5-4
May 4	Miami	L	3-4
May 6	Auburn	W	7-5
May 7	Auburn	W	11-3
May 8	at Georgia Southern	W	2-1
May 9	at Georgia Southern	W	6-1
May 10	at Valdosta	W	5-3
May 14	St. Louis<	W	15-3
May 15	Memphis State<	W	5-0
May 16	Tulane<	L	2-6
May 16	Memphis State<	W	7-3
May 17	Tulane<	W	22-4
May 17	Tulane<	W	15-5
May 21	Florida#	W	5-1
May 22	Minnesota#	W	9-5
May 23	Miami#	L	6-14
May 23	Florida#	L	4-5

1982 56-17-1 (9-6 METRO)

Mike Martin, Head Coach

NCAA REGIONALS

BASEBALL AMERICA - 16TH

COLLEGIATE BASEBALL - 22ND

Feb 13	Georgia State	W	23-0
Feb 13	Georgia State	W	9-1
Feb 14	Georgia State	W	25-11
Feb 17	Mercer-Atlanta	W	24-0
Feb 18	Mercer-Atlanta	W	19-2
Feb 19	Mercer-Atlanta	W	15-1
Feb 20	Georgia	L	5-21
Feb 21	Georgia	W	6-5
Feb 22	Southern University	W	12-10
Feb 23	Southern University	W	21-6
Feb 27	Southern Miss	W	16-7
Feb 28	Southern Miss	W	20-1
Mar 1	Georgia Southern	W	5-2
Mar 2	Georgia Southern	W	9-5
Mar 3	at Mercer	W	14-10
Mar 4	at Mercer-Atlanta	W	11-2
Mar 5	at Mercer-Atlanta	W	12-0
Mar 6	at Mercer-Atlanta	W	9-0
Mar 8	SE Missouri St.	W	19-2
Mar 9	Valparaiso	W	6-0
Mar 11	Florida	W	17-16
Mar 12	Florida	W	8-1
Mar 13	at Florida	L	6-9
Mar 14	at Florida	W	7-6
Mar 17	at Jacksonville	L	6-12
Mar 18	at Jacksonville	L	6-12
Mar 19	Otterbein	W	10-4
Mar 20	Cleveland State	W	27-4
Mar 21	Cleveland State	W	24-15
Mar 22	St. Xavier	W	11-0
Mar 23	Virginia Tech	W	7-2
Mar 24	Virginia Tech	W	12-4
Mar 25	Virginia Tech	L	1-5
Mar 26	Miami	L	5-6
Mar 27	Miami	W	5-3
Mar 28	Miami	W	9-3
Apr 1	at Clemson	W	8-1
Apr 2	at Clemson	W	7-6
Apr 3	at Georgia State	W	17-8
Apr 4	at Georgia State	W	31-6
Apr 6	West Florida	W	9-4
Apr 7	Jacksonville	L	4-7
Apr 8	Jacksonville	W	10-7
Apr 10	at Memphis State	L	1-3
Apr 10	at Memphis State	L	3-11
Apr 11	at Memphis State	W	12-6
Apr 13	at Auburn	L	5-9
Apr 14	at Auburn	W	10-8
Apr 16	Valdosta St.	W	4-0
Apr 17	Tulane	L	6-8
Apr 17	Tulane	W	4-3
Apr 18	Tulane	W	8-6
Apr 20	Auburn	W	14-0
Apr 21	Auburn	L	8-9
Apr 22	at Valdosta St.	W	4-1
Apr 24	Mercer	W	12-2

Apr 24	Mercer	W	8-1
Apr 30	Flagler	W	5-2
May 1	Flagler	W	13-1
May 4	at Georgia Southern	W	5-4
May 5	at Georgia Southern	W	8-4
May 5	at Georgia Southern	W	19-9
May 7	at Miami	L	5-11
May 8	at Miami	W	9-2
May 9	at Miami	T	7-7
May 13	Cincinnati<	W	10-2
May 14	Memphis State<	L	2-4
May 14	Louisville<	W	12-1
May 15	Virginia Tech<	W	2-1
May 15	Memphis State<	W	7-6
May 16	Tulane<	L	7-11
May 28	Eastern Michigan#	L	2-7
May 29	Ohio State#	W	8-3
May 30	Oklahoma#	L	5-6

1983 55-18-1 (10-4 METRO)

Mike Martin, Head Coach

METRO CONFERENCE CHAMPIONS

NCAA REGIONALS

BASEBALL AMERICA - 7TH

COLLEGIATE BASEBALL - 15TH

Feb 12	Southern Mississippi	W	4-2
Feb 12	Southern Mississippi	W	8-4
Feb 16	at Mercer	W	22-6
Feb 17	at Mercer	W	14-5
Feb 18	at South Florida	L	10-11
Feb 19	at South Florida	W	5-2
Feb 20	at South Florida	L	1-4
Feb 22	Auburn	W	12-9
Feb 23	Auburn	W	6-1
Feb 25	at Miami	L	0-9
Feb 26	at Miami	L	2-4
Mar 1	Clemson	W	5-4
Mar 2	Clemson	T	3-3
Mar 5	at Florida	L	2-6
Mar 6	at Florida	L	14-16
Mar 8	Wingate	W	6-4
Mar 10	at UNLV	W	7-2
Mar 11	at UNLV	L	5-6
Mar 12	at UNLV	W	14-11
Mar 14	Louisville	L	4-6
Mar 15	Louisville	W	11-4
Mar 18	Wake Forest	W	10-2
Mar 19	Wake Forest	W	9-1
Mar 20	Wake Forest	W	7-3
Mar 21	Tennessee Tech	W	4-3
Mar 22	Tennessee Tech	W	12-2
Mar 24	at Jacksonville	W	7-5
Mar 25	Pittsburgh	W	7-4
Mar 26	Pittsburgh	W	12-4
Mar 27	Pittsburgh	W	13-0
Mar 28	St. Xavier	W	7-4
Mar 29	Louisiana State	L	5-15
Mar 30	Louisiana State	W	10-5
Mar 31	SW Louisiana	W	4-3
Apr 1	South Florida	W	7-6
Apr 2	South Florida	W	9-4
Apr 3	South Florida	W	12-2
Apr 4	at Jacksonville	L	2-5
Apr 5	at Jacksonville	L	7-9
Apr 8	Florida	L	5-7
Apr 9	Florida	W	9-3
Apr 10	at Georgia Southern	W	12-3
Apr 11	at Georgia Southern	W	9-6
Apr 13	Jacksonville	W	7-1
Apr 14	Jacksonville	W	7-2
Apr 15	Miami	W	6-5
Apr 16	Miami	W	4-3
Apr 17	Miami	W	5-0
Apr 19	Georgia Southern	W	16-4
Apr 20	Georgia Southern	W	8-1
Apr 21	Mercer	W	17-4
Apr 22	Mercer	W	14-5
Apr 23	Memphis State	W	17-0
Apr 23	Memphis State	W	2-1
Apr 24	Memphis State	L	6-7
Apr 29	Georgia State	W	17-4
Apr 30	Georgia State	W	10-2

SEMINOLE BASEBALL

20



12

YEAR-BY-YEAR RESULTS

Apr 30	Georgia State	W	8-3
May 2	at Georgia State	W	10-1
May 2	at Georgia State	L	4-7
May 3	at Georgia State	W	9-7
May 4	at LSU	W	8-2
May 5	at LSU	W	6-3
May 6	at SW Louisiana	W	3-0
May 7	at Tulane	L	5-6
May 8	at Tulane	L	6-8
May 12	Southern Miss<	W	14-7
May 13	Cincinnati<	W	9-2
May 14	Tulane<	W	4-2
May 15	Tulane<	W	9-6
May 27	South Alabama#	W	8-2
May 28	Alabama#	L	5-7
May 29	Miami#	L	5-10

1984 55-29 (15-3 METRO)

Mike Martin, Head Coach

METRO CONFERENCE CHAMPIONS

NCAA REGIONALS

Feb 3	South Florida	W	7-6
Feb 4	at Miami	L	4-10
Feb 5	Florida	L	3-8
Feb 10	at South Florida	W	4-3
Feb 11	at South Florida	W	10-6
Feb 12	at South Florida	W	10-8
Feb 14	West Florida	W	7-5
Feb 15	West Florida	W	7-1
Feb 16	Tampa	W	9-5
Feb 17	Tampa	W	7-6
Feb 18	Georgia Tech	W	12-6
Feb 19	Georgia Tech	L	2-15
Feb 21	Jacksonville	W	4-0
Feb 22	Jacksonville	W	13-3
Feb 24	at Miami	Lv	0-7
Feb 25	at Miami	W	5-4
Feb 26	at Miami	W	7-6
Feb 28	Auburn	W	10-4
Feb 29	Auburn	W	12-2
Mar 1	Ball State	W	13-2
Mar 2	Ball State	W	5-1
Mar 3	Ball State	W	12-2
Mar 4	Ball State	W	8-6
Mar 6	at UNLV	L	9-14
Mar 7	at UNLV	L	1-3
Mar 8	at UNLV	L	2-6
Mar 9	at Cal State Fullerton	L	3-5
Mar 10	at Cal State Fullerton	L	1-6
Mar 11	at Cal State Fullerton	W	10-4
Mar 13	Southern Miss	W	7-5
Mar 14	Southern Miss	L	8-9
Mar 15	Southern Miss	W	12-6
Mar 16	South Florida	W	3-2
Mar 17	South Florida	L	6-8
Mar 18	South Florida	L	3-6
Mar 19	Pittsburgh	W	5-0
Mar 21	Pittsburgh	W	21-1
Mar 21	Pittsburgh	W	6-0
Mar 22	Tennessee Tech	W	7-3
Mar 23	Alabama	W	18-16
Mar 24	Georgia Southern	W	5-4
Mar 25	Georgia Southern	W	21-3
Mar 29	at Clemson	L	0-13
Mar 30	at Clemson	L	3-13
Mar 31	at Georgia State	W	8-6
Apr 1	at Georgia State	W	26-13
Apr 4	Florida	L	3-11
Apr 4	Florida	W	11-9
Apr 5	at Jacksonville	L	2-10
Apr 6	at Jacksonville	L	8-10
Apr 7	at Georgia Southern	W	4-2
Apr 8	at Georgia Southern	L	3-6
Apr 10	Mercer	W	6-0
Apr 11	Mercer	W	13-2
Apr 13	Miami	W	3-2
Apr 14	Miami	L	3-4
Apr 15	Miami	W	5-4
Apr 17	at Florida	L	7-8
Apr 18	at Florida	W	7-4
Apr 19	South Alabama	L	4-12
Apr 20	South Alabama	L	3-9

Apr 21	Florida International	W	10-3
Apr 22	Florida International	W	12-3
Apr 27	Tulane	W	17-4
Apr 29	Tulane	W	8-4
Apr 29	Tulane	L	0-1
Apr 30	at South Alabama	L	7-8
May 1	at Southern Miss	W	9-3
May 2	at Southern Miss	W	11-2
May 3	at Southern Miss	W	16-6
May 4	at Memphis State	W	13-7
May 6	at Memphis State	W	11-3
May 6	at Memphis State	W	8-3
May 10	South Carolina<	L	3-4
May 11	Tulane<	W	4-2
May 11	Memphis State<	W	10-3
May 12	Cincinnati<	W	11-2
May 13	Virginia Tech<	W	17-3
May 13	South Carolina<	W	11-10
May 18	New Orleans	L	4-7
May 19	New Orleans	W	5-1
May 20	New Orleans	W	7-3
May 24	Stetson#	L	7-10
May 25	East Carolina#	L	4-7

1985 59-23 (17-6 METRO)

Mike Martin, Head Coach

METRO CONFERENCE CHAMPIONS

NCAA REGIONALS

BASEBALL AMERICA - 12TH

COLLEGIATE BASEBALL - 20TH

Feb 5	Armstrong State	W	7-0
Feb 6	Armstrong State	W	1-0
Feb 9	South Florida	W	11-5
Feb 10	South Florida	W	8-2
Feb 11	Grambling	W	13-7
Feb 12	Grambling	W	9-4
Feb 14	Samford	W	14-7
Feb 15	Samford	W	18-10
Feb 16	Southern Miss	W	20-1
Feb 16	Southern Miss	W	10-4
Feb 17	Southern Miss	W	24-3
Feb 22	at Miami	W	5-2
Feb 23	at Miami	L	4-15
Feb 24	at Miami	L	5-6
Feb 26	Georgia Southern	W	5-4
Feb 27	Georgia Southern	W	12-6
Feb 28	St. Leo	W	16-2
Mar 2	Ball State	L	11-12
Mar 2	Ball State	W	12-10
Mar 3	Ball State	W	15-6
Mar 4	Ball State	L	9-10
Mar 5	at Jacksonville	W	12-0
Mar 6	at Jacksonville	W	25-6
Mar 7	at Central Florida	W	6-2
Mar 8	at Central Florida	L	5-6
Mar 9	at South Florida	W	10-7
Mar 10	at South Florida	L	5-6
Mar 11	Western Kentucky	W	11-5
Mar 12	Western Kentucky	L	6-10
Mar 13	Samford	L	2-5
Mar 14	Samford	W	20-4
Mar 15	at Florida	L	2-3
Mar 16	at Florida	L	1-6
Mar 18	Pittsburgh	W	6-5
Mar 19	Pittsburgh	W	18-2
Mar 20	Pittsburgh	W	9-7
Mar 23	at Southern Miss	W	17-6
Mar 23	at Southern Miss	W	6-0
Mar 24	at Southern Miss	L	4-6
Mar 27	Southern Alabama	W	15-12
Mar 28	Florida	W	12-10
Mar 29	Georgia State	W	14-0
Mar 29	Georgia State	W	10-4
Mar 30	at Memphis State	L	2-3
Mar 31	at Memphis State	L	7-8
Apr 2	Florida	L	3-6
Apr 3	Jacksonville	L	5-7
Apr 4	Jacksonville	W	18-9
Apr 5	Tulane	W	9-6
Apr 6	Tulane	W	4-1
Apr 6	Tulane	W	9-4
Apr 8	Central Florida	W	6-3

Apr 9	Central Florida	W	12-0
Apr 10	Central Florida	W	19-6
Apr 12	Miami	L	2-3
Apr 13	Miami	W	13-5
Apr 14	Miami	L	5-8
Apr 16	at Georgia Southern	W	8-7
Apr 17	at Georgia Southern	W	6-4
Apr 20	Memphis State	L	4-7
Apr 20	Memphis State	W	8-3
Apr 21	Memphis State	W	7-2
Apr 28	at Georgia Tech	W	19-0
Apr 29	at Georgia Tech	W	13-3
May 2	at South Alabama	W	8-0
May 2	at South Alabama	W	12-10
May 4	at Tulane	W	9-3
May 4	at Tulane	W	5-2
May 5	at Tulane	L	8-9
May 9	Louisville<	W	11-3
May 10	Virginia Tech<	L	5-8
May 10	Cincinnati<	W	24-0
May 11	South Carolina<	W	7-5
May 12	Virginia Tech<	W	3-1
May 12	South Carolina<	W	11-5
May 17	North Carolina	W	13-7
May 18	North Carolina	W	9-5
May 19	North Carolina	L	8-9
May 23	George Mason#	W	11-0
May 24	Georgia Tech#	W	9-1
May 25	Arkansas#	L	6-7
May 26	Georgia Tech#	L	3-8





YEAR-BY-YEAR RESULTS

1986 61-13 (15-3 METRO)

Mike Martin, Head Coach

METRO CONFERENCE CHAMPIONS
COLLEGE WORLD SERIES
BASEBALL AMERICA - 2ND
COLLEGIATE BASEBALL - 2ND

Feb 12	Grambling	W	10-1
Feb 13	Grambling	W	20-6
Feb 14	Grambling	L	1-3
Feb 15	Southern Miss	W	7-6
Feb 15	Southern Miss	W	2-0
Feb 16	Southern Miss	W	14-6
Feb 18	Samford	W	9-6
Feb 19	Samford	W	9-1
Feb 22	Georgia Tech	W	6-4
Feb 23	Georgia Tech	W	9-4
Feb 25	at Florida	W	10-6
Feb 26	at Florida	W	10-7
Mar 1	South Florida	W	9-3
Mar 2	South Florida	W	8-7
Mar 4	at South Florida	W	9-8
Mar 5	at South Florida	L	3-6
Mar 8	Florida International	W	9-3
Mar 9	Florida International	W	12-10
Mar 10	Samford	W	19-2
Mar 11	Samford	W	15-5
Mar 12	Richmond	W	12-4
Mar 13	Richmond	W	14-4
Mar 14	Richmond	W	16-1
Mar 15	Richmond	W	13-3
Mar 17	Pittsburgh	W	7-0
Mar 18	Pittsburgh	W	10-2
Mar 19	Pittsburgh	W	22-1
Mar 20	Pittsburgh	W	17-1
Mar 22	at Southern Miss	L	1-5
Mar 22	at Southern Miss	W	2-0
Mar 23	at Southern Miss	W	13-9
Mar 24	at South Alabama	L	5-12
Mar 25	at South Alabama	W	13-4
Mar 26	South Alabama	W	14-4
Mar 27	South Alabama	W	13-9
Mar 29	at Memphis State	W	7-3
Mar 29	at Memphis State	W	6-1
Mar 30	at Memphis State	L	2-7
Apr 1	Central Florida	W	15-12
Apr 2	Central Florida	W	8-3
Apr 3	Jacksonville	W	9-2
Apr 4	Jacksonville	L	9-10
Apr 5	Tulane	W	7-5
Apr 6	Tulane	W	4-2
Apr 8	at Jacksonville	W	20-3
Apr 9	at Jacksonville	L	10-11
Apr 11	Miami	W	6-1
Apr 12	Miami	L	3-4
Apr 13	Miami	W	8-3
Apr 15	Florida	W	7-6
Apr 16	Florida	W	8-0
Apr 19	Memphis State	W	6-0
Apr 19	Memphis State	W	6-5
Apr 20	Memphis State	W	7-1
Apr 26	at Central Florida	W	3-1
Apr 29	at Florida International	W	12-0
May 2	at Miami	L	10-11
May 3	at Miami	W	14-6
May 4	at Miami	L	5-7
May 9	Cincinnati<	W	10-3
May 10	South Carolina<	L	5-8
May 10	Memphis State<	W	7-3
May 11	South Carolina<	W	3-0
May 12	South Carolina<	W	7-2
May 19	Louisiana State	W	6-4
May 22	North Carolina State#	W	10-6
May 23	Texas A&M#	W	12-9
May 24	South Florida#	W	11-7
May 31	Indiana State###	W	5-3
Jun 3	Miami###	W	7-2
Jun 6	Arizona###	L	5-9
Jun 7	Oklahoma State###	W	6-5
Jun 8	Miami###	W	4-3
Jun 9	Arizona###	L	2-10

1987 55-18 (19-4 METRO)

Mike Martin, Head Coach

METRO CONFERENCE CHAMPIONS
COLLEGE WORLD SERIES
BASEBALL AMERICA - 6TH
COLLEGIATE BASEBALL - 6TH

Feb 6	Samford	W	15-1
Feb 7	Samford	W	9-1
Feb 12	Grambling	W	4-3
Feb 13	Grambling	W	9-2
Feb 14	Grambling	W	12-6
Feb 17	Samford	W	4-1
Feb 18	Samford	W	7-2
Feb 20	New Orleans	L	1-3
Feb 21	Tulane	W	7-5
Feb 22	Louisiana State	W	2-1
Feb 28	Southern Miss	W	7-2
Feb 28	Southern Miss	W	10-4
Mar 1	Southern Miss	L	8-11
Mar 3	Ball State	W	10-3
Mar 4	Ball State	W	9-2
Mar 5	Ball State	W	14-10
Mar 8	South Florida	W	13-4
Mar 8	South Florida	L	4-5
Mar 10	at South Florida	L	2-5
Mar 11	at South Florida	W	17-1
Mar 13	Austin Peay	W	8-3
Mar 14	Austin Peay	W	15-0
Mar 15	Austin Peay	W	26-1
Mar 16	UNC-Charlotte	W	9-1
Mar 17	UNC-Charlotte	W	14-5
Mar 19	at South Alabama	L	3-7
Mar 21	at Southern Miss	L	1-3
Mar 21	at Southern Miss	W	4-2
Mar 22	at Southern Miss	W	13-9
Mar 24	Central Florida	W	12-4
Mar 25	Central Florida	W	4-3
Mar 28	at Memphis State	W	4-1
Mar 28	at Memphis State	W	8-0
Mar 29	at Memphis State	L	4-5
Mar 31	at Georgia Tech	W	7-5
Apr 1	at Georgia Tech	W	10-8
Apr 4	Georgia	L	5-6
Apr 5	Georgia	L	3-4
Apr 7	Jacksonville	W	9-3
Apr 8	Jacksonville	W	9-7
Apr 10	Miami	W	14-3
Apr 11	Miami	L	6-11
Apr 12	Miami	L	10-11
Apr 14	Florida	W	12-6
Apr 15	Florida	W	14-11
Apr 16	South Alabama	W	9-4
Apr 18	Memphis State	W	6-4
Apr 18	Memphis State	W	7-6
Apr 19	Memphis State	W	7-5
Apr 23	at Central Florida	L	5-8
Apr 24	at Jacksonville	W	9-8
Apr 25	at Jacksonville	W	11-10
May 1	at Miami	L	3-4
May 2	at Miami	W	6-4
May 3	at Miami	W	8-6
May 5	at Florida	L	5-10
May 6	at Florida	L	5-7
May 8	Mercer	W	6-2
May 9	Mercer	W	14-2
May 9	Mercer	W	8-3
May 13	Louisville<	W	9-2
May 14	Virginia Tech<	W	5-4
May 15	South Carolina<	W	9-5
May 16	Southern Miss<	W	5-1
May 16	Cincinnati<	W	6-3
May 21	East Carolina#	W	10-5
May 22	Miami#	W	5-2
May 23	South Alabama#	W	12-3
May 24	South Alabama#	L	3-6
May 24	South Alabama#	W	9-2
May 29	Louisiana State ###	L	2-6 (10)
May 31	Arizona State###	W	3-0
Jun 3	Texas###	L	4-6

1988 50-18-1 (17-6 METRO)

Mike Martin, Head Coach

METRO CONFERENCE CHAMPIONS
NCAA REGIONALS
BASEBALL AMERICA - 17TH
COLLEGIATE BASEBALL - 15TH

Feb 12	Grambling	W	11-7
Feb 13	Grambling	W	16-3
Feb 14	Grambling	W	18-2
Feb 21	Louisiana State	L	4-9
Feb 26	Southern Miss	W	6-3
Feb 27	Southern Miss	W	18-11
Feb 28	Southern Miss	L	5-6
Feb 29	Richmond	W	7-1
Mar 1	Richmond	W	11-4
Mar 2	Richmond	W	6-1
Mar 4	Ball State	W	6-4
Mar 5	South Florida	W	6-4
Mar 6	South Florida	W	4-2
Mar 8	at South Florida	W	4-1
Mar 9	at South Florida	L	3-6
Mar 11	Samford	W	19-3
Mar 12	Samford	W	12-3
Mar 13	Samford	W	7-2
Mar 15	Lamar	W	10-9
Mar 17	Alabama-Birmingham	W	10-4
Mar 19	at Southern Miss	L	4-5
Mar 19	at Southern Miss	L	1-2
Mar 20	at Southern Miss	L	7-9
Mar 21	Baptist	W	9-8
Mar 22	Baptist	W	15-1
Mar 23	Baptist	W	7-0
Mar 26	Florida International	L	7-8
Mar 27	Florida International	W	5-2
Mar 29	Jacksonville	W	10-7
Mar 30	Mercer	W	3-2
Mar 30	Mercer	L	9-10
Apr 1	at Minnesota	W	12-5
Apr 2	Iowa	W	8-0
Apr 3	Washington State	W	5-1
Apr 3	Maine	W	4-2
Apr 5	at Old Dominion	W	6-5
Apr 6	at South Alabama	W	11-7
Apr 8	Miami	L	3-8
Apr 9	Miami	W	20-8
Apr 10	Miami	T	5-5
Apr 13	Florida	W	7-2
Apr 15	at Valdosta State	W	20-8
Apr 16	Memphis State	L	5-6
Apr 16	Memphis State	W	5-0
Apr 17	Memphis State	L	1-2
Apr 20	at Florida	L	5-8
Apr 22	South Alabama	W	13-11
Apr 23	Georgia Tech	W	15-2
Apr 24	Georgia Tech	L	2-10
May 1	Central Florida	W	8-1
May 1	Central Florida	W	2-1
May 3	at Central Florida	W	11-3
May 4	at Florida International	L	1-2
May 6	at Miami	W	6-5
May 7	at Miami	L	7-9
May 8	at Miami	W	6-3
May 10	at Jacksonville	L	2-5
May 13	at Memphis State	W	14-3
May 14	at Memphis State	W	9-5
May 15	at Memphis State	W	21-1
May 18	Louisville<	W	18-4
May 19	Virginia Tech<	W	9-6
May 20	South Carolina<	W	9-3
May 21	Memphis State<	W	4-2
May 21	South Carolina<	W	9-1
May 26	Stetson#	W	10-3
May 27	Tulane#	W	8-6
May 28	Florida#	L	3-9
May 29	Stetson#	L	2-7

SEMINOLE BASEBALL

20



12

YEAR-BY-YEAR RESULTS

1989 54-18 (14-4 METRO)

Mike Martin, Head Coach

METRO CONFERENCE CHAMPIONS

COLLEGE WORLD SERIES

BASEBALL AMERICA - 4TH

COLLEGIATE BASEBALL - 3RD

Feb 4	Arizona State	W	9-6
Feb 5	Arizona State	W	8-3
Feb 6	Georgia Tech	W	14-1
Feb 10	Grambling	W	8-3
Feb 11	Grambling	W	5-0
Feb 12	Grambling	W	8-2
Feb 18	at Florida	L	1-5
Feb 19	at Florida	L	5-6
Feb 20	Baptist	W	5-4
Feb 22	Baptist	W	10-2
Feb 25	South Florida	L	0-10
Feb 26	South Florida	W	8-7
Feb 28	at South Florida	L	5-6
Mar 1	at South Florida	L	3-14
Mar 3	Rice	L	3-4
Mar 4	Rice	W	6-0
Mar 5	Rice	W	3-0
Mar 7	Richmond	W	6-0
Mar 8	Richmond	W	12-3
Mar 9	Richmond	W	3-2
Mar 10	Ball State	W	10-0
Mar 11	Ball State	W	11-1
Mar 12	Ball State	W	16-0
Mar 14	Samford	W	18-2
Mar 15	Samford	W	14-0
Mar 17	at South Carolina	W	6-5
Mar 18	at South Carolina	L	3-4
Mar 19	at South Carolina	L	4-5
Mar 21	at Jacksonville	W	11-6
Mar 24	Cal State Fullerton	W	6-5
Mar 25	Cal State Fullerton	L	4-9
Mar 26	Cal State Fullerton	W	10-0
Mar 28	Mercer	W	2-1
Mar 29	Mercer	W	7-0
Mar 31	Southern Miss	W	10-2
Apr 1	Southern Miss	W	6-2
Apr 2	Southern Miss	W	7-2
Apr 4	Jacksonville	W	6-0
Apr 5	Jacksonville	W	14-3
Apr 7	Miami	W	3-0
Apr 8	Miami	L	1-8
Apr 9	Miami	W	11-3
Apr 11	Florida	L	0-5
Apr 12	Florida	W	7-5
Apr 14	Louisville	W	7-0
Apr 15	Louisville	W	10-1
Apr 16	Louisville	W	7-2
Apr 21	Virginia Tech	L	5-7
Apr 22	Virginia Tech	W	14-8
Apr 23	Virginia Tech	W	8-4
Apr 29	at Memphis State	W	6-2
Apr 29	at Memphis State	W	6-2
Apr 30	at Memphis State	W	3-1
May 2	at Jacksonville	L	6-7
May 5	at Miami	L	2-11
May 6	at Miami	L	2-8
May 7	at Miami	W	8-4
May 12	at Cincinnati	L	0-2
May 13	at Cincinnati	W	18-7
May 14	at Cincinnati	W	8-7
May 18	Memphis State <	W	9-4
May 19	Southern Miss <	W	14-7
May 20	Virginia Tech <	W	8-2
May 20	Southern Miss <	W	6-5 (12)
May 25	Rider College#	W	13-7
May 26	South Florida#	W	8-1
May 27	Auburn#	W	7-6
May 28	Clemson#	W	8-1
Jun 2	North Carolina###	W	4-2
Jun 4	Wichita State###	W	4-2
Jun 7	Wichita State###	L	4-7
Jun 9	Wichita State###	L	9-12

1990 57-15 (17-4 METRO)

Mike Martin, Head Coach

METRO CONFERENCE CHAMPIONS

NCAA REGIONALS

BASEBALL AMERICA - 8TH

COLLEGIATE BASEBALL - 10TH

Feb 2	Western Kentucky	W	6-3
Feb 3	Western Kentucky	W	6-4
Feb 4	Western Kentucky	W	6-4
Feb 10	North Carolina	W	6-3
Feb 11	Wichita State	L	7-8
Feb 17	Arizona	W	7-1
Feb 17	Arizona	W	16-8
Feb 18	Arizona	W	10-5
Feb 20	Florida International	W	5-0
Feb 21	Florida International	L	3-4
Feb 23	Virginia Military Institute	W	17-1
Feb 24	Virginia Military Institute	W	3-2
Feb 25	Virginia Military Institute	W	8-0
Mar 2	Ball State	W	19-10
Mar 3	Ball State	W	16-3
Mar 4	Ball State	W	12-4
Mar 5	Richmond	W	7-1
Mar 6	Richmond	W	12-3
Mar 7	Richmond	W	13-1
Mar 8	at Florida	W	5-1
Mar 9	at Florida	W	3-2
Mar 10	Florida	W	5-3
Mar 11	Florida	W	7-6
Mar 13	Memphis State	W	10-0
Mar 14	Memphis State	L	3-5
Mar 15	Memphis State	W	13-5
Mar 16	Baptist	W	11-5
Mar 17	Baptist	W	11-1
Mar 20	at Louisville	W	8-3
Mar 20	at Louisville	W	7-4
Mar 21	at Louisville	W	13-7
Mar 23	at Southern Miss	W	7-0
Mar 24	at Southern Miss	L	3-6
Mar 25	at Southern Miss	L	3-6
Mar 28	Jacksonville	W	7-3
Mar 31	at Arizona State	L	1-9
Apr 1	at Arizona State	L	6-7
Apr 5	South Alabama	W	3-2
Apr 6	Tulane	W	5-0
Apr 7	Tulane	W	9-3
Apr 8	Tulane	W	12-11
Apr 11	at Jacksonville	W	5-3
Apr 13	Miami	W	7-3
Apr 14	Miami	L	5-8
Apr 15	Miami	L	3-8
Apr 17	Mercer	W	14-3
Apr 18	Mercer	W	6-3
Apr 20	South Carolina	W	9-6
Apr 21	South Carolina	L	5-6
Apr 22	South Carolina	W	6-3
May 2	at Florida International	L	3-4
May 4	at Miami	L	3-7
May 5	at Miami	W	6-2
May 6	at Miami	W	8-4
May 8	at Virginia Tech	W	6-4
May 9	at Virginia Tech	W	5-1
May 10	at Virginia Tech	W	25-14
May 11	Cincinnati	W	6-1
May 12	Cincinnati	W	12-3
May 13	Cincinnati	W	4-1
May 16	Tulane <	W	4-1
May 17	Virginia Tech <	W	11-3
May 18	Cincinnati <	L	4-5
May 19	Southern Miss <	W	8-1
May 19	Virginia Tech <	W	12-5
May 20	Cincinnati <	W	8-5
May 24	Lafayette#	W	7-2
May 25	Central Michigan#	W	4-2
May 26	Mississippi State#	L	8-11
May 26	Illinois#	W	6-4
May 27	Mississippi State#	W	11-9
May 28	Mississippi State#	L	3-4

1991 57-14 (15-4 METRO)

Mike Martin, Head Coach

METRO CONFERENCE CHAMPIONS

COLLEGE WORLD SERIES

BASEBALL AMERICA - 5TH

COLLEGIATE BASEBALL - 7TH

Feb 1	Duke	W	8-5
Feb 2	Duke	W	10-4
Feb 3	Duke	W	9-3
Feb 8	Arizona State	W	6-5
Feb 9	Arizona State	W	21-5
Feb 10	Arizona State	W	4-3
Feb 14	at Arizona	W	15-8
Feb 15	at Arizona	L	3-7
Feb 16	at Arizona	L	2-3
Feb 22	Minnesota	W	8-4
Feb 23	Minnesota	W	12-4
Feb 24	Minnesota	W	8-5
Mar 1	at New Orleans	L	0-6
Mar 2	vs. Tulane	W	3-0
Mar 3	vs. Louisiana State	W	8-0
Mar 5	Ball State	W	26-4
Mar 6	Ball State	W	17-2
Mar 7	Ball State	W	12-2
Mar 9	Florida	W	8-3
Mar 10	Florida	W	5-3
Mar 12	Richmond	W	10-3
Mar 13	Richmond	W	6-2
Mar 14	Richmond	W	12-4
Mar 15	Michigan	W	11-6
Mar 16	Michigan	W	3-0
Mar 19	Northern Iowa	W	11-2
Mar 20	Northern Iowa	W	9-0
Mar 21	Northern Iowa	W	3-0
Mar 22	Southern Miss	W	8-4
Mar 23	Southern Miss	W	5-0
Mar 24	Southern Miss	W	6-4
Mar 26	Mercer	W	6-2
Mar 27	Mercer	W	14-5
Mar 30	at Memphis State	W	6-5
Mar 30	at Memphis State	W	4-3
Mar 31	at Memphis State	L	7-8
Apr 2	at South Alabama	L	5-6
Apr 5	at South Carolina	W	4-2
Apr 6	at South Carolina	W	7-3
Apr 7	at South Carolina	L	4-9
Apr 12	Miami	W	5-2
Apr 13	Miami	W	12-4
Apr 14	Miami	W	8-5
Apr 16	at Florida	W	4-2
Apr 17	at Florida	L	3-4
Apr 19	Louisville	W	6-3
Apr 20	Louisville	W	5-1
Apr 21	Louisville (1-0 forfeit loss)	W	14-6
Apr 28	at Tulane	L	10-11
Apr 29	at Tulane	L	1-2
May 1	Jacksonville	L	4-7
May 3	at Miami	W	3-2
May 4	at Miami	W	4-1
May 5	at Miami	L	6-8
May 7	Virginia Tech	W	3-2
May 7	Virginia Tech	W	4-1
May 8	Virginia Tech	W	11-1
May 10	at Cincinnati	W	15-5
May 11	at Cincinnati	W	10-5
May 12	at Cincinnati	W	13-9
May 15	Cincinnati <	W	9-3
May 16	South Carolina <	W	17-0
May 17	Southern Miss <	L	1-3
May 18	Cincinnati <	W	13-12
May 18	South Carolina <	W	10-9 (10)
May 23	Coastal Carolina#	W	6-0
May 24	Florida International#	W	6-3
May 25	Alabama#	W	5-2
May 26	Alabama#	W	6-5
May 31	Fresno State###	L	3-6
Jun 2	Florida###	L	0-5

SEMINOLE STATE



YEAR-BY-YEAR RESULTS

1992

49-21 (16-7 ACC)

Mike Martin, Head Coach

COLLEGE WORLD SERIES

BASEBALL AMERICA - 9TH

COLLEGIATE BASEBALL - 5TH

BASEBALL WEEKLY - 6TH

Feb 1	College of Charleston	W	15-3
Feb 2	College of Charleston	W	4-1
Feb 9	at Arizona State	W	4-2
Feb 9	at Arizona State	L	1-4
Feb 14	Virginia Military Institute	W	10-4
Feb 15	Virginia Military Institute	W	20-0
Feb 16	Virginia Military Institute	W	5-4
Feb 19	at Florida	L	2-1
Feb 21	Duke*	W	13-1
Feb 22	Duke*	L	4-5
Feb 23	Duke*	W	1-0
Feb 28	at Minnesota	W	3-1
Feb 29	Texas A&M	L	1-9
Mar 1	Mississippi State	W	5-1
Mar 3	Charleston Southern	W	14-2
Mar 4	Charleston Southern	W	13-8
Mar 6	Coastal Carolina	W	6-1
Mar 7	Coastal Carolina	W	5-2
Mar 9	Richmond	W	2-1
Mar 10	Richmond	W	5-1
Mar 11	Richmond	W	8-2
Mar 13	at North Carolina*	W	9-3
Mar 14	at North Carolina*	L	2-11
Mar 15	at North Carolina*	W	4-2
Mar 18	Georgia State	W	7-1
Mar 19	Georgia State	W	22-0
Mar 20	North Carolina State*	W	4-0
Mar 21	North Carolina State*	W	12-1
Mar 22	North Carolina State*	L	4-6
Mar 24	at Virginia*	W	4-3
Mar 25	at Virginia*	W	13-7
Mar 27	at Clemson*	L	4-10
Mar 28	at Clemson*	L	0-12
Mar 29	at Clemson*	L	0-14
Mar 31	Mercer	L	3-4
Apr 1	Mercer	W	8-1
Apr 3	Georgia Tech*	W	9-6
Apr 4	Georgia Tech*	W	3-2
Apr 5	Georgia Tech*	L	3-10
Apr 8	Florida	W	4-0
Apr 10	Miami	L	6-10
Apr 11	Miami	L	3-6
Apr 12	Miami	L	5-6
Apr 15	Florida	L	1-3
Apr 17	at Wake Forest*	W	9-3
Apr 18	at Wake Forest*	W	9-4
Apr 19	at Wake Forest*	W	11-1
Apr 24	at Miami	L	3-7
Apr 25	at Miami	L	4-5
Apr 26	at Miami	W	3-2
May 1	Maryland*	W	12-4
May 2	Maryland*	W	15-3
May 3	Maryland*	W	18-5
May 5	at Florida	W	4-1
May 10	Wake Forest>	W	6-1
May 11	Clemson>	L	2-5
May 12	North Carolina>	W	7-3
May 12	North Carolina State>	W	1-0
May 13	Clemson>	L	0-11
May 15	Georgia State	W	36-7
May 16	Georgia State	W	17-4
May 21	Western Carolina#	L	0-1
May 22	Stetson#	W	2-0
May 23	Kent#	W	4-2
May 23	Stanford#	W	9-4
May 24	Western Carolina#	W	4-3
May 24	Western Carolina#	W	18-3
May 29	Cal State Fullerton###	L	2-7
May 31	California###	W	5-4
Jun 2	Cal State Fullerton###	L	0-6

1993

45-19 (14-9 ACC)

Mike Martin, Head Coach

NCAA REGIONALS

BASEBALL AMERICA - 15TH

COLLEGIATE BASEBALL - 22ND

BASEBALL WEEKLY - 13TH

Feb 13	Winthrop	W	7-2
Feb 14	Winthrop	W	8-5
Feb 16	Appalachian State	W	8-3
Feb 17	Appalachian State	W	3-1
Feb 19	College of Charleston	W	7-6
Feb 20	College of Charleston	W	19-0
Feb 21	College of Charleston	W	17-2
Feb 26	Cal State Fullerton	W	3-2
Feb 27	Cal State Fullerton	L	2-6
Feb 28	Cal State Fullerton	L	6-13
Mar 4	Florida	W	2-0
Mar 5	Florida	W	9-3
Mar 6	at Florida	W	4-2
Mar 7	at Florida	W	8-4
Mar 10	Central Florida	W	7-5
Mar 11	Purdue	L	1-11
Mar 12	North Carolina*	W	6-3
Mar 14	North Carolina*	W	4-3
Mar 16	Virginia*	W	10-5
Mar 17	Virginia*	W	11-0
Mar 18	Virginia*	W	8-1
Mar 19	Northern Iowa	W	6-0
Mar 20	Northern Iowa	W	7-4
Mar 21	Northern Iowa	W	5-2
Mar 22	at Duke*	L	0-3
Mar 23	at Duke*	W	8-5
Mar 24	at Duke*	W	3-1
Mar 26	at North Carolina State*	L	0-8
Mar 27	at North Carolina State*	W	5-1
Mar 28	at North Carolina State*	L	1-4
Mar 31	Mercer	W	11-2
Apr 2	at Georgia Tech*	L	3-10
Apr 3	at Georgia Tech*	W	17-3
Apr 4	at Georgia Tech*	W	5-1
Apr 7	Mercer	W	14-1
Apr 9	Miami	W	7-0
Apr 10	Miami	W	8-1
Apr 11	Miami	W	6-2
Apr 16	Wake Forest*	L	1-4
Apr 17	Wake Forest*	W	6-0
Apr 18	Wake Forest*	L	2-7
Apr 20	Mercer	W	9-0
Apr 21	Jacksonville	W	13-3
Apr 23	at Miami	W	1-0
Apr 24	at Miami	L	3-4
Apr 25	at Miami	L	13-14
May 1	at Maryland*	W	10-4
May 2	at Maryland*	L	2-5
May 3	at Maryland*	W	13-5
May 5	Jacksonville	W	6-1
May 7	Clemson*	L	6-7
May 8	Clemson*	W	4-3
May 9	Clemson*	L	1-5
May 12	at Jacksonville	L	3-4
May 16	Clemson>	L	1-6
May 17	Virginia>	W	11-2
May 18	Georgia Tech>	W	5-2
May 18	Clemson>	W	7-5
May 19	North Carolina State>	L	1-5
May 21	Georgia State	W	23-1
May 22	Georgia State	W	12-4
May 27	South Florida#	W	4-2
May 28	Notre Dame#	W	7-3
May 29	Long Beach State#	L	1-4
May 29	Notre Dame#	L	3-4

1994

53-22 (14-9 ACC)

Mike Martin, Head Coach

COLLEGE WORLD SERIES

BASEBALL AMERICA - 7TH

COLLEGIATE BASEBALL - 6TH

BASEBALL WEEKLY - 6TH

Feb 3	at Hawaii	W	11-3
Feb 4	at Hawaii	W	6-4
Feb 5	at Hawaii	L	1-6
Feb 6	at Hawaii	W	9-3
Feb 7	at Hawaii-Hilo	L	2-4
Feb 8	at Hawaii-Hilo	W	7-1
Feb 8	at Hawaii-Hilo	W	5-1
Feb 11	Arizona State	W	9-7
Feb 12	Arizona State	W	13-2
Feb 13	Arizona State	W	9-8
Feb 18	Minnesota	W	15-10
Feb 19	Minnesota	W	9-2
Feb 20	Minnesota	W	12-4
Feb 25	Coastal Carolina	W	4-0
Feb 26	Coastal Carolina	W	17-2
Feb 27	Coastal Carolina	W	4-1
Mar 3	at Florida	L	0-4
Mar 4	at Florida	W	10-5
Mar 5	Florida	W	7-2
Mar 6	Florida	L	5-12
Mar 8	College of Charleston	L	0-3
Mar 9	College of Charleston	W	4-0
Mar 10	College of Charleston	W	7-0
Mar 12	SE Missouri State	W	15-3
Mar 13	SE Missouri State	W	13-3
Mar 15	UNC-Asheville	W	3-0
Mar 16	UNC-Asheville	W	11-2
Mar 17	Maryland*	W	5-2
Mar 18	Maryland*	W	6-0
Mar 19	Maryland*	L	4-6
Mar 22	at Wake Forest*	W	12-2
Mar 23	at Wake Forest*	W	15-4
Mar 24	at Wake Forest*	W	17-4
Mar 25	at North Carolina*	L	2-3
Mar 26	at North Carolina*	W	9-5
Apr 1	North Carolina State*	W	3-2
Apr 2	North Carolina State*	W	2-1
Apr 4	North Carolina State*	W	8-7
Apr 6	Jacksonville	W	6-1
Apr 8	Miami	W	6-3
Apr 9	Miami	L	2-5
Apr 10	Miami	L	1-2
Apr 12	Mercer	W	11-0
Apr 13	Mercer	W	5-4
Apr 15	at Miami	W	6-1
Apr 16	at Miami	L	0-8
Apr 17	at Miami	W	7-2
Apr 20	at Jacksonville	L	0-3
Apr 23	Furman	W	8-0
Apr 24	Furman	W	15-0
Apr 29	Georgia Tech*	W	6-4
Apr 30	Georgia Tech*	L	2-6
May 1	Georgia Tech*	L	5-7
May 3	Duke*	L	1-4
May 4	Duke*	W	11-7
May 5	Duke*	L	4-5
May 7	at Clemson*	L	2-5
May 8	at Clemson*	L	5-9
May 9	at Clemson*	W	8-3
May 13	at Virginia*	L	0-1
May 14	at Virginia*	W	8-6
May 15	at Virginia*	W	13-1
May 18	North Carolina State>	L	5-6
May 19	Maryland>	W	7-1
May 20	Wake Forest>	W	18-3
May 21	Clemson>	W	10-4
May 21	North Carolina State>	W	7-4
May 22	Clemson>	L	1-4
May 26	Central Michigan#	W	8-6
May 27	Jacksonville#	W	5-1
May 28	Jacksonville#	W	5-1
May 30	Brigham Young#	W	7-1
Jun 3	Louisiana State###	W	6-3
Jun 5	Georgia Tech ###	L	4-12 (10)
Jun 7	Cal State Fullerton###	L	3-10



YEAR-BY-YEAR RESULTS

1995	53-16 (16-7 ACC)	1996	52-17 (19-5 ACC)	1997	50-17 (18-6 ACC)						
Mike Martin, Head Coach ACC CHAMPIONS COLLEGE WORLD SERIES BASEBALL AMERICA - 3RD COLLEGIATE BASEBALL - 5TH BASEBALL WEEKLY - 4TH		Mike Martin, Head Coach COLLEGE WORLD SERIES BASEBALL AMERICA - 6TH COLLEGIATE BASEBALL - 5TH BASEBALL WEEKLY - 5TH		Mike Martin, Head Coach ACC CHAMPIONS NCAA REGIONALS BASEBALL AMERICA - 9TH COLLEGIATE BASEBALL - 9TH BASEBALL WEEKLY - 9TH							
Feb 3	Florida Atlantic	W	21-4	Feb 3	Marshall	W	16-1	Feb 1	UNC Asheville	W	11-2
Feb 4	Florida Atlantic	W	11-7	Feb 4	Marshall	W	34-0	Feb 2	UNC Asheville	W	8-5
Feb 5	Florida Atlantic	W	8-4	Feb 10	UNC Asheville	W	4-2	Feb 7	Arizona State	W	5-2
Feb 10	at Arizona State	W	11-2	Feb 11	UNC Asheville	W	16-8	Feb 8	Arizona State	L	6-9
Feb 11	at Arizona State	W	14-6	Feb 16	Minnesota	W	9-7	Feb 9	Arizona State	W	11-5
Feb 12	at Arizona State	L	2-8	Feb 17	Minnesota	W	23-11	Feb 15	Cal State Fullerton	L	1-2
Feb 17	Coastal Carolina	W	10-2	Feb 18	Minnesota	W	8-2	Feb 15	Cal State Fullerton	W	8-5
Feb 19	Coastal Carolina	W	6-0	Feb 23	vs Cal State Fullerton	L	1-3	Feb 16	Cal State Fullerton	W	7-4
Feb 21	Winthrop	L	1-2	Feb 24	vs Southern California	L	8-10	Feb 21	Marshall	W	22-1
Feb 22	Winthrop	W	6-0	Feb 29	at Florida	W	11-2	Feb 22	Marshall	W	15-4
Feb 24	Wake Forest*	W	4-0	Mar 2	Florida	L	4-6	Feb 23	Marshall	W	14-2
Feb 25	Wake Forest*	L	3-4	Mar 3	Florida	L	10-11	Feb 27	Florida	L	2-3
Feb 26	Wake Forest*	W	10-1	Mar 5	Mercer	W	10-5	Feb 28	Florida	W	10-8
Mar 3	Louisiana State	L	2-6	Mar 6	Mercer	W	14-5	Mar 1	at Florida	L	6-13
Mar 4	at Minnesota	W	4-1	Mar 8	Coastal Carolina	W	11-4	Mar 2	at Florida	W	9-5
Mar 5	Michigan	W	17-6	Mar 9	Coastal Carolina	W	16-8	Mar 4	UNC-Greensboro	W	11-7
Mar 9	Florida	W	6-3	Mar 10	Coastal Carolina	W	7-3	Mar 5	UNC-Greensboro	W	16-0
Mar 10	Florida	W	2-1	Mar 12	Maine	W	14-5	Mar 7	Virginia*	W	8-2
Mar 11	at Florida	W	7-0	Mar 13	Maine	W	17-5	Mar 8	Virginia*	L	4-6
Mar 12	at Florida	L	3-9	Mar 14	Maine	W	8-1	Mar 9	Virginia*	W	20-2
Mar 13	Virginia*	W	12-7	Mar 15	Maryland*	W	8-6	Mar 11	vs St. Bonaventure	W	12-6
Mar 14	Virginia*	L	1-2	Mar 16	Maryland*	W	16-2	Mar 12	vs Long Island	W	13-5
Mar 17	Michigan	W	4-3	Mar 17	Maryland*	W	16-5	Mar 14	Wake Forest*	W	15-8
Mar 18	Michigan	W	14-4	Mar 20	at North Carolina*	W	2-1	Mar 15	Wake Forest*	W	11-3
Mar 19	Michigan	W	11-2	Mar 20	at North Carolina*	W	7-1	Mar 16	Wake Forest*	W	10-0
Mar 21	Mercer	W	17-1	Mar 21	at North Carolina*	W	9-1	Mar 18	Florida Atlantic	W	11-3
Mar 22	Mercer	W	22-7	Mar 22	at Wake Forest*	W	11-7	Mar 19	Florida Atlantic	L	5-13
Mar 24	at Duke*	L	5-14	Mar 23	at Wake Forest*	W	9-6	Mar 21	at Duke*	W	7-3
Mar 25	at Duke*	W	9-5	Mar 24	at Wake Forest*	W	12-3	Mar 22	at Duke*	W	8-3
Mar 26	at Duke*	W	6-2	Mar 29	North Carolina State*	W	5-4	Mar 23	at Duke*	L	3-4
Mar 28	College of Charleston	W	11-1	Mar 31	North Carolina State*	W	5-4	Mar 28	at North Carolina State*	W	6-3
Mar 29	College of Charleston	W	12-1	Mar 31	North Carolina State*	W	5-4	Mar 29	at North Carolina State*	L	9-10
Mar 31	at North Carolina State*	W	6-0	Apr 3	at Jacksonville	W	10-1	Mar 30	at North Carolina State*	L	5-9
Apr 1	at North Carolina State*	W	6-5	Apr 5	Miami	W	13-2	Apr 1	Mercer	W	11-1
Apr 2	at North Carolina State*	W	12-3	Apr 6	Miami	L	2-13	Apr 2	Mercer	W	12-6
Apr 5	Jacksonville	W	11-1	Apr 7	Miami	W	15-1	Apr 4	Clemson*	L	7-10
Apr 7	Miami	W	9-1	Apr 9	Jacksonville	W	8-6	Apr 5	Clemson*	W	20-5
Apr 8	Miami	L	5-6	Apr 10	at Jacksonville	W	4-1	Apr 6	Clemson*	W	11-10
Apr 9	Miami	W	3-2 (11)	Apr 12	at Miami	L	2-6	Apr 9	Jacksonville	W	14-3
Apr 14	at Miami	W	9-6 (14)	Apr 13	at Miami	L	8-9	Apr 11	Miami	L	5-9
Apr 15	at Miami	W	10-1 (12)	Apr 14	at Miami	L	4-7	Apr 12	Miami	L	5-8
Apr 16	at Miami	L	2-3	Apr 17	Jacksonville	W	9-4	Apr 13	Miami	W	8-7
Apr 19	at Jacksonville	W	6-3	Apr 19	Duke*	W	6-2	Apr 15	at Jacksonville	W	12-6
Apr 21	Clemson*	W	5-2	Apr 20	Duke*	W	14-4	Apr 18	at Georgia Tech*	W	10-9
Apr 22	Clemson*	W	7-2	Apr 21	Duke*	W	9-7	Apr 19	at Georgia Tech*	W	11-6
Apr 23	Clemson*	W	9-8	Apr 26	Georgia Tech*	W	16-4	Apr 20	at Georgia Tech*	L	11-12
Apr 29	at Maryland*	W	9-1	Apr 27	Georgia Tech*	W	6-3	Apr 26	at Maryland*	W	16-3
May 1	at Maryland*	W	7-1 (10)	Apr 28	Georgia Tech*	L	1-4	Apr 27	at Maryland*	W	27-2
May 1	at Maryland*	W	1-0	Apr 30	Florida Atlantic	W	9-8	Apr 28	at Maryland*	W	13-3
May 3	at Mercer	W	18-3	May 1	Florida Atlantic	W	13-5	Apr 30	at Mercer	W	9-2
May 5	at Georgia Tech*	L	4-5	May 4	at Clemson*	L	0-3	May 2	at Miami	L	1-9
May 6	at Georgia Tech*	L	9-11	May 5	at Clemson*	L	1-2	May 3	at Miami	L	6-7
May 7	at Georgia Tech*	W	14-9	May 6	at Clemson*	L	0-2	May 4	at Miami	W	7-3
May 13	North Carolina*	L	2-3	May 10	at Virginia*	W	6-0	May 9	North Carolina*	W	8-2
May 13	North Carolina*	W	13-1	May 11	at Virginia*	L	7-9	May 10	North Carolina*	W	8-5
May 14	North Carolina*	L	3-5	May 12	at Virginia*	W	6-3	May 11	North Carolina*	W	11-6
May 17	Virginia>	W	6-0	May 15	vs. Wake Forest>	W	8-4	May 14	vs Duke>	W	4-2
May 18	North Carolina State>	W	12-6	May 16	vs. Virginia>	L	2-3	May 15	vs North Carolina State>	W	5-3
May 19	Clemson>	L	0-11	May 17	vs. Duke>	W	7-3	May 16	vs Clemson>	W	8-4
May 20	North Carolina>	W	10-1	May 18	vs. Clemson>	W	2-1	May 17	vs Duke>	W	12-2
May 20	Clemson>	W	12-2	May 18	vs. Virginia>	W	8-2	May 17	vs Clemson>	W	10-0
May 21	Clemson>	W	8-2	May 19	vs. Virginia>	L	1-12	May 22	Marist#	W	4-2
May 25	Troy State#	W	18-3	May 23	vs. Northeastern Illinois#	W	16-0	May 23	Central Florida#	W	16-2
May 26	South Alabama#	W	7-2	May 24	vs. UC Santa Barbara#	W	10-1	May 24	Auburn#	L	7-8
May 27	Old Dominion#	W	7-2	May 25	vs. Stanford#	W	5-4	May 24	South Florida#	W	6-5
May 28	Mississippi#	W	13-1	May 26	vs. Cal State Northridge#	W	9-2	May 25	Auburn#	W	9-7
Jun 2	Oklahoma###	W	3-2	Jun 1	vs. Florida###	L	2-5	May 25	Auburn#	L	2-5
Jun 4	Miami###	L	2-4	Jun 3	vs. Wichita State###	W	8-4				
Jun 6	Southern California###	L	11-16	Jun 4	vs. Florida###	L	3-6				



YEAR-BY-YEAR RESULTS

1998		53-20 (18-4 ACC)	1999		57-14 (22-2 ACC)	2000		53-19 (15-9 ACC)			
Mike Martin, Head Coach			Mike Martin, Head Coach			Mike Martin, Head Coach					
COLLEGE WORLD SERIES			COLLEGE WORLD SERIES			COLLEGE WORLD SERIES					
BASEBALL AMERICA - 7TH			BASEBALL AMERICA - 2ND			BASEBALL AMERICA - 3RD					
COLLEGIATE BASEBALL - 8TH			COLLEGIATE BASEBALL - 2ND			COLLEGIATE BASEBALL - 3RD					
BASEBALL WEEKLY - 8TH			BASEBALL WEEKLY - 2ND			BASEBALL WEEKLY - 3RD					
Jan. 31	vs Notre Dame	L	1-10	Jan 29	UNC Asheville	W	9-2	Jan 29	Western Kentucky	W	8-1
Jan. 31	vs Ohio State	W	6-4	Jan 30	UNC Asheville	W	16-3	Jan 29	Western Kentucky	W	2-1
Feb 1	vs Tennessee	L	3-5	Jan 31	UNC Asheville	W	11-3	Jan 30	Western Kentucky	W	6-1
Feb 6	at Arizona State	W	3-2	Feb 5	Arizona State	W	4-1	Feb 4	at Arizona State	W	11-10
Feb 7	at Arizona State	W	6-1	Feb 6	Arizona State	W	11-4	Feb 5	at Arizona State	L	9-15
Feb 10	at Hawaii Pacific	W	2-0	Feb 7	Arizona State	W	7-5	Feb 6	at Arizona State	W	9-7
Feb 10	at Hawaii Pacific	L	8-9	Feb 12	Troy State	W	17-3	Feb 11	Stanford	W	11-4
Feb 11	at Hawaii	W	7-2	Feb 13	Troy State	W	21-1	Feb 12	Stanford	L	6-8
Feb 12	at Hawaii	W	11-2	Feb 14	Troy State	W	10-2	Feb 13	Stanford	W	13-1
Feb 13	at Hawaii	L	6-9	Feb 16	Charleston Southern	W	12-2	Feb 19	at Florida	W	15-6
Feb 14	at Hawaii	L	2-8	Feb 17	Charleston Southern	W	7-2	Feb 20	at Florida	W	17-8
Feb 17	Charleston Southern	W	16-0	Feb 20	Florida	L	5-6	Feb 22	Appalachian State	W	8-2
Feb 18	Charleston Southern	W	13-0	Feb 21	Florida	W	12-3	Feb 23	Appalachian State	W	8-1
Feb 21	at Florida	L	1-3	Feb 27	at Florida	L	2-4	Feb 26	Florida	W	6-2
Feb 24	The Citadel	W	9-4	Feb 28	at Florida	W	8-4	Feb 27	Florida	W	8-7
Feb 25	The Citadel	W	15-5	Mar 2	South Florida	W	5-2	Feb 29	Charleston Southern	W	7-2
Feb 28	Florida	W	9-7	Mar 5	vs Wichita State	L	1-8	Mar 1	Charleston Southern	W	12-1
Mar 1	Florida	L	5-10	Mar 6	at Minnesota	W	9-5	Mar 3	Pittsburgh	W	6-1
Mar 3	UNC Greensboro	W	13-1	Mar 7	vs Washington State	W	8-5	Mar 4	Pittsburgh	W	12-0
Mar 4	UNC Greensboro	W	13-4	Mar 12	Virginia*	W	10-3	Mar 5	Pittsburgh	W	14-4
Mar 6	North Carolina State*	W	9-0	Mar 13	Virginia*	W	2-1	Mar 7	vs St. Joseph's	W	15-2
Mar 9	at South Florida	W	8-4	Mar 14	Virginia*	W	11-3	Mar 8	vs Siena	W	9-2
Mar 10	vs Long Island	W	11-0	Mar 16	The Citadel	W	10-6	Mar 10	Duke*	W	17-0
Mar 11	vs St. Joseph's	W	16-1	Mar 17	The Citadel	W	8-4	Mar 11	Duke*	W	8-3
Mar 13	at Wake Forest*	W	12-11	Mar 19	at North Carolina State*	W	14-4	Mar 12	Duke*	W	9-6
Mar 14	at Wake Forest*	W	10-4	Mar 20	at North Carolina State*	W	2-1	Mar 14	South Florida	W	18-7
Mar 15	at Wake Forest*	W	9-6	Mar 21	at North Carolina State*	W	13-1	Mar 17	at Wake Forest*	L	1-7
Mar 17	Morehead State	W	9-1	Mar 23	Akron	W	7-4	Mar 18	at Wake Forest*	L	4-7
Mar 20	Duke*	W	6-5	Mar 24	Akron	W	12-2	Mar 19	at Wake Forest*	W	12-4
Mar 21	Duke*	W	9-4	Mar 26	North Carolina*	W	12-6	Mar 23	Maryland*	W	11-0
Mar 22	Duke*	W	10-9	Mar 27	North Carolina*	W	5-4	Mar 24	Maryland*	W	11-0
Mar 24	Florida Atlantic	W	15-3	Mar 28	North Carolina*	W	9-4	Mar 25	Maryland*	W	10-0
Mar 25	Florida Atlantic	W	7-5	Mar 30	Mercer	W	14-1	Mar 28	Mercer	W	15-5
Mar 26	Maryland*	L	6-14	Apr 2	Wake Forest*	W	7-4	Apr 1	at Virginia*	W	9-6
Mar 27	Maryland*	W	14-2	Apr 3	Wake Forest*	W	16-3	Apr 2	at Virginia*	L	1-2
Mar 28	Maryland*	W	10-0	Apr 4	Wake Forest*	W	4-3	Apr 2	at Virginia*	W	10-4
Mar 31	Mercer	W	13-3	Apr 7	Jacksonville	W	8-6	Apr 5	at Jacksonville	W	12-6
Apr 1	Mercer	W	11-0	Apr 9	Clemson*	W	8-0	Apr 7	Miami	W	14-13 (17)
Apr 3	Miami	L	4-9	Apr 10	Clemson*	L	4-8	Apr 8	Miami	W	12-2
Apr 4	Miami	L	2-8	Apr 11	Clemson*	W	5-3	Apr 9	Miami	W	5-4
Apr 5	Miami	L	6-9	Apr 14	at Jacksonville	W	25-2	Apr 12	Jacksonville	W	7-5
Apr 8	Jacksonville	W	4-3	Apr 16	Miami	W	8-2	Apr 14	at Miami	L	3-7
Apr 10	at North Carolina*	L	5-6	Apr 17	Miami	L	3-4	Apr 15	at Miami	L	3-7
Apr 11	at North Carolina*	W	20-4	Apr 18	Miami	L	7-8	Apr 16	at Miami	W	14-3
Apr 12	at North Carolina*	W	4-3	Apr 23	at Miami	L	7-8	Apr 21	Georgia Tech*	W	6-0
Apr 15	at Jacksonville	W	11-4	Apr 24	at Miami	L	4-9	Apr 22	Georgia Tech*	L	0-5
Apr 17	Georgia Tech*	W	3-2	Apr 25	at Miami	L	8-9	Apr 23	Georgia Tech*	W	7-5
Apr 18	Georgia Tech*	W	8-3	Apr 30	at Georgia Tech*	L	2-3	Apr 28	North Carolina State*	L	4-5
Apr 19	Georgia Tech*	W	10-5	May 1	at Georgia Tech*	W	18-4	Apr 29	North Carolina State*	W	8-2
Apr 21	SW Louisiana	W	14-4	May 2	at Georgia Tech*	W	4-2	Apr 30	North Carolina State*	W	6-5
Apr 22	SW Louisiana	W	13-1	May 7	at Maryland*	W	9-3	May 6	at Clemson*	L	7-8
Apr 24	at Clemson*	L	1-2	May 8	at Maryland*	W	13-4	May 7	at Clemson*	L	4-5
Apr 25	at Clemson*	L	4-5	May 9	at Maryland*	W	26-2	May 8	at Clemson*	L	4-7
Apr 26	at Clemson*	W	7-2	May 15	at Duke*	W	11-3	May 12	at North Carolina*	W	6-2
May 1	at Miami	L	1-7	May 15	at Duke*	W	9-1	May 13	at North Carolina*	L	5-6
May 2	at Miami	W	11-5	May 16	at Duke*	W	7-0	May 14	at North Carolina*	W	4-2
May 3	at Miami	W	5-4	May 19	vs Maryland>	W	4-1	May 17	North Carolina State>	W	8-6
May 6	St. Leo	L	8-11	May 20	vs Georgia Tech>	W	7-3	May 18	vs Clemson>	L	4-8
May 9	at Virginia*	W	5-4	May 21	vs Wake Forest>	L	0-4	May 19	vs North Carolina>	W	4-1
May 9	at Virginia*	W	11-2	May 22	vs Clemson>	L	7-8	May 20	vs Georgia Tech>	L	3-10
May 10	at Virginia*	W	9-6	May 28	The Citadel#	W	24-6	May 26	Bethune-Cookman#	W	6-3
May 13	vs Virginia>	W	4-1	May 29	Jacksonville#	W	9-2	May 27	Central Florida#	L	8-9
May 14	vs Wake Forest>	W	14-1	May 30	Providence##	W	14-3	May 27	Evansville##	W	11-2
May 15	vs North Carolina>	W	13-11	Jun 4	Auburn###	W	10-2	May 28	Central Florida#	W	6-1
May 16	vs North Carolina State>	W	13-6	Jun 5	Auburn###	W	6-3	May 28	Central Florida#	W	8-1
May 16	vs Wake Forest>	L	1-2	Jun 12	vs Texas A&M###	W	7-3	Jun 2	Miami###	W	9-2
May 17	vs Wake Forest>	L	3-6	Jun 14	vs Stanford###	L	6-10	Jun 3	Miami###	L	5-7
May 21	Liberty#	W	10-7	Jun 16	vs Cal State Fullerton###	W	7-2	Jun 4	Miami###	W	6-1
May 22	Delaware#	W	27-6	Jun 17	vs Stanford###	W	8-6	Jun 10	vs Southern California###	L	4-6
May 23	Oklahoma#	W	23-2	Jun 18	vs Stanford###	W	14-11	Jun 12	vs Texas###	W	6-2
May 24	Auburn#	W	16-10	Jun 19	vs Miami###	L	5-6	Jun 14	vs Southern California###	W	3-2
May 29	vs Arizona State###	L	10-11					Jun 15	vs Louisiana State###	L	3-6
May 31	vs Long Beach State###	L	4-7								



YEAR-BY-YEAR RESULTS

2001 47-19 (20-4 ACC)

Mike Martin, Head Coach
NCAA SUPER REGIONALS
BASEBALL AMERICA - 10TH
COLLEGIATE BASEBALL - 9TH
BASEBALL WEEKLY - 10TH

Feb 3	Western Kentucky	W	5-4
Feb 4	Western Kentucky	W	8-4
Feb 9	at Stanford	L	2-6
Feb 10	at Stanford	L	2-5
Feb 11	at Stanford	L	2-8
Feb 17	Florida	W	19-6
Feb 18	Florida	L	5-6
Feb 24	at Florida	L	2-3
Feb 25	at Florida	W	13-11
Feb 27	Appalachian State	W	10-4
Feb 28	Appalachian State	W	7-4
Mar 2	Michigan State	W	7-4
Mar 3	Michigan State	W	10-5
Mar 4	Michigan State	W	9-5
Mar 6	St. Joseph's	W	16-4
Mar 7	St. Joseph's	W	6-0
Mar 10	Virginia*	W	9-2
Mar 10	Virginia*	W	16-1
Mar 11	Virginia*	W	2-1
Mar 13	Northern Iowa	W	4-3
Mar 14	Liberty	W	1-0
Mar 16	at North Carolina State*	W	8-7
Mar 17	at North Carolina State*	L	2-4
Mar 18	at North Carolina State*	W	12-3
Mar 20	Akron	W	8-2
Mar 21	Akron	W	14-2
Mar 23	North Carolina*	W	3-0
Mar 24	North Carolina*	W	12-6
Mar 25	North Carolina*	W	8-7
Mar 27	The Citadel	W	3-0
Mar 28	The Citadel	L	2-5
Mar 30	Wake Forest*	W	12-3
Mar 31	Wake Forest*	W	6-5
Apr 1	Wake Forest*	W	6-5
Apr 3	Mercer	W	15-1
Apr 6	Clemson*	W	7-4
Apr 7	Clemson*	W	7-6
Apr 8	Clemson*	W	6-1
Apr 11	Jacksonville	W	9-4
Apr 13	at Miami	W	10-9
Apr 14	at Miami	L	4-5
Apr 15	at Miami	L	1-7
Apr 18	at Jacksonville	W	8-1
Apr 20	Miami	L	5-7
Apr 21	Miami	L	6-9
Apr 22	Miami	L	4-7
Apr 27	at Georgia Tech*	L	8-9
Apr 28	at Georgia Tech*	W	6-2
Apr 29	at Georgia Tech*	L	2-12
May 4	at Maryland*	W	8-1
May 5	at Maryland*	W	11-5
May 6	at Maryland*	W	13-1
May 11	at Duke*	W	12-3
May 12	at Duke*	W	12-4
May 13	at Duke*	L	7-8
May 16	vs North Carolina State>	W	11-5
May 17	vs Georgia Tech>	L	5-6
May 18	vs Clemson>	W	5-4
May 19	vs Wake Forest>	W	15-2
May 19	vs North Carolina State>	L	4-8
May 25	vs Bethune-Cookman#	W	8-1
May 26	vs Auburn#	W	10-6
May 27	vs Auburn#	W	9-6
Jun 2	vs Georgia##	L	7-8
Jun 3	vs Georgia##	W	11-6
Jun 4	vs Georgia##	L	3-8

2002 60-14 (18-6 ACC)

Mike Martin, Head Coach
ACC CHAMPIONS
NCAA SUPER REGIONALS
BASEBALL AMERICA - 7TH
COLLEGIATE BASEBALL - 9TH
BASEBALL WEEKLY - 9TH

Jan 26	at Hawaii-Hilo	W	16-2
Jan 27	at Hawaii-Hilo	W	5-1
Jan 28	at Hawaii-Hilo	W	14-7
Jan 30	at Hawaii	L	2-3
Jan 31	at Hawaii	W	8-5
Feb 1	at Hawaii	W	7-4
Feb 2	at Hawaii	W	12-1
Feb 8	Stanford	L	3-9
Feb 9	Stanford	L	11-15
Feb 10	Stanford	W	7-6
Feb 15	Arizona State	W	9-4
Feb 16	Arizona State	W	5-3
Feb 17	Arizona State	W	6-4
Feb 22	Siena	W	10-2
Feb 23	Jacksonville	W	1-0
Feb 24	at Jacksonville	L	4-13
Feb 26	Western Carolina	W	13-3
Feb 27	Western Carolina	W	3-0
Feb 28	Siena	W	5-4
Mar 1	at Florida	W	5-4
Mar 3	Florida	W	9-4
Mar 8	Pittsburgh	W	7-2
Mar 9	Pittsburgh	W	11-2
Mar 10	Pittsburgh	W	15-3
Mar 13	Appalachian State	W	4-2
Mar 13	Appalachian State	W	11-7
Mar 15	at Virginia*	L	10-11
Mar 16	at Virginia*	W	8-3
Mar 16	at Virginia*	W	14-4
Mar 19	The Citadel	W	4-0
Mar 20	The Citadel	W	11-3
Mar 22	at North Carolina*	L	7-11
Mar 23	at North Carolina*	L	1-7
Mar 24	at North Carolina*	L	1-9
Mar 26	Mercer	W	11-2
Mar 29	at Wake Forest*	L	3-5
Mar 30	at Wake Forest*	W	18-10
Mar 31	at Wake Forest*	L	5-7
Apr 5	Miami	W	13-3
Apr 6	Miami	L	2-5
Apr 7	Miami	W	9-7
Apr 10	Jacksonville	W	7-1
Apr 12	at Miami	W	6-4
Apr 13	at Miami	W	9-3
Apr 14	at Miami	W	17-11
Apr 16	South Alabama	L	5-6
Apr 17	at Jacksonville	W	13-4
Apr 19	Georgia Tech*	W	4-3
Apr 20	Georgia Tech*	W	14-9
Apr 21	Georgia Tech*	W	13-1
Apr 26	North Carolina State*	W	9-3
Apr 27	North Carolina State*	W	10-4
Apr 28	North Carolina State*	W	12-11
May 3	Florida A&M	W	17-7
May 5	Duke*	W	18-4
May 6	Duke*	W	18-5
May 7	Duke*	W	13-3
May 10	Maryland*	W	4-0
May 11	Maryland*	W	10-8
May 12	Maryland*	W	6-5
May 17	at Clemson*	W	9-3
May 18	at Clemson*	W	12-3
May 19	at Clemson*	W	9-3
May 22	vs Duke>	W	10-7
May 23	vs Clemson>	W	9-4
May 24	vs Wake Forest>	W	5-2
May 25	vs Georgia Tech>	W	7-4
May 25	vs Clemson>	W	4-1
May 31	Stetson#	W	11-8
Jun 1	Central Florida#	W	7-3
Jun 2	South Florida#	W	13-6
Jun 7	Notre Dame##	L	4-10
Jun 9	Notre Dame##	W	12-5
Jun 10	Notre Dame##	L	1-3

2003 54-13-1 (19-5 ACC)

Mike Martin, Head Coach
NCAA SUPER REGIONALS
BASEBALL AMERICA - 6TH
COLLEGIATE BASEBALL - 9TH
BASEBALL WEEKLY - 8TH

Jan 31	vs VMI	W	12-4
Feb 1	vs VMI	W	5-1
Feb 2	vs VMI	W	10-3
Feb 7	at Stanford	L	1-2
Feb 8	at Stanford	W	4-3
Feb 9	at Stanford	W	10-8
Feb 14	Evansville	W	13-2
Feb 15	Evansville	W	14-3
Feb 16	Evansville	W	11-1
Feb 21	Appalachian State	W	16-6
Feb 22	Appalachian State	W	9-1
Feb 23	Appalachian State	W	17-0
Feb 28	Charleston Southern	W	9-0
Mar 2	Charleston Southern	W	2-1
Mar 2	Charleston Southern	W	10-7
Mar 4	Siena	W	13-8
Mar 5	Siena	W	14-5
Mar 6	Siena	W	6-1
Mar 7	Florida	W	5-4
Mar 8	Florida	W	9-7
Mar 9	at Florida	L	8-9
Mar 11	St. Joseph's	W	11-5
Mar 12	St. Joseph's	W	14-0
Mar 14	Virginia*	W	9-1
Mar 15	Virginia*	W	4-0
Mar 16	Virginia*	W	5-4 (12)
Mar 22	at NC State*	L	2-4
Mar 22	at NC State*	L	2-5
Mar 23	at NC State*	W	3-1
Mar 26	The Citadel	W	10-2
Mar 28	North Carolina*	W	8-4
Mar 29	North Carolina*	L	4-8
Mar 30	North Carolina*	W	2-1
Apr 4	Wake Forest*	W	7-5
Apr 5	Wake Forest*	W	7-2
Apr 6	Wake Forest*	W	10-7
Apr 11	Clemson*	L	4-8
Apr 12	Clemson*	W	7-2
Apr 13	Clemson*	W	8-1
Apr 16	Jacksonville	W	5-4
Apr 18	at Miami	W	4-2
Apr 19	at Miami	W	6-4
Apr 20	at Miami	T	7-7
Apr 25	Miami	W	1-0
Apr 26	Miami	L	3-14
Apr 27	Miami	W	12-0
Apr 2	at Georgia Tech*	W	7-1
May 3	at Georgia Tech*	L	4-5
May 4	at Georgia Tech*	W	12-7
May 6	at Jacksonville	W	11-3
May 9	at Maryland*	W	15-4
May 10	at Maryland*	W	14-6
May 11	at Maryland*	W	17-7
May 16	at Duke*	W	11-6
May 16	at Duke*	W	12-7
May 17	at Duke*	W	15-8
May 22	vs Duke>	W	13-0
May 23	vs North Carolina>	L	2-3
May 24	vs Virginia>	W	2-0
May 24	vs NC State>	W	17-6
May 25	vs Georgia Tech>	L	7-10
May 30	Jacksonville#	W	6-0
May 31	South Alabama#	L	6-8
May 31	Rutgers#	W	17-7
Jun 1	South Alabama#	W	13-5
Jun 1	South Alabama#	W	12-2
Jun 8	Texas##	L	3-8
Jun 9	Texas##	L	5-6



YEAR-BY-YEAR RESULTS

2004

45-23 (16-8 ACC)

Mike Martin, Head Coach

ACC CHAMPIONS

NCAA SUPER REGIONALS

BASEBALL AMERICA - 14TH

COLLEGIATE BASEBALL - 14TH

BASEBALL WEEKLY - 14TH

Jan 31	VMI	W	8-7
Feb 2	VMI	W	8-1
Feb 6	at Arizona State	L	1-2
Feb 7	at Arizona State	L	9-10
Feb 8	at Arizona State	L	6-12
Feb 15	at Jacksonville	W	14-9
Feb 16	Jacksonville	W	8-3
Feb 20	Oral Roberts	W	8-3
Feb 21	Oral Roberts	W	6-4
Feb 22	Oral Roberts	W	4-3
Feb 27	UNC-Asheville	L	1-2
Feb 28	UNC-Asheville	W	8-0
Feb 29	UNC-Asheville	W	4-1
Mar 5	vs Nebraska	W	5-3
Mar 6	vs West Virginia	W	11-5
Mar 7	at Minnesota	L	1-6
Mar 9	Illinois State	W	6-3
Mar 10	Butler	W	11-2
Mar 12	Michigan State	W	5-4
Mar 13	Michigan State	W	11-1
Mar 14	Michigan State	W	4-0
Mar 17	Jacksonville	W	19-3
Mar 19	Maryland*	W	16-6
Mar 20	Maryland*	W	10-1
Mar 21	Maryland*	W	13-6
Mar 26	at North Carolina*	L	4-10
Mar 27	at North Carolina*	W	10-6
Mar 28	at North Carolina*	L	6-12
Mar 31	at Florida	L	6-7
Apr 2	NC State*	L	0-11
Apr 3	NC State*	W	7-6
Apr 4	NC State*	W	10-3
Apr 7	at Jacksonville	W	15-4
Apr 9	Miami	W	6-5
Apr 10	Miami	L	11-17
Apr 11	Miami	L	0-4
Apr 16	at Miami	L	0-10
Apr 17	at Miami	L	3-7
Apr 18	at Miami	W	10-3
Apr 21	Florida	W	16-4
Apr 23	Georgia Tech*	L	4-11
Apr 24	Georgia Tech*	L	2-12
Apr 25	Georgia Tech*	L	6-7
May 1	at Clemson*	W	11-6
May 2	at Clemson*	W	10-1
May 3	at Clemson*	L	9-18
May 7	at Virginia*	W	8-0
May 8	at Virginia*	L	2-15
May 9	at Virginia*	W	4-1
May 12	at Florida	L	2-3
May 14	Duke*	W	14-1
May 15	Duke*	W	10-7
May 16	Duke*	W	6-3
May 20	at Wake Forest*	W	11-10
May 21	at Wake Forest*	W	27-3
May 22	at Wake Forest*	W	10-6
May 26	vs NC State>	W	6-5
May 27	vs Duke>	W	6-3
May 28	vs Georgia Tech>	L	4-13
May 29	vs North Carolina>	W	8-7
May 29	vs Georgia Tech>	W	8-7
May 30	vs Georgia Tech>	W	17-5
Jun 4	Bethune Cookman#	W	10-3
Jun 5	Central Florida#	W	3-2
Jun 6	Central Florida#	L	5-7
Jun 6	Central Florida#	W	19-3
Jun 11	at Arkansas##	L	5-7
Jun 12	at Arkansas##	L	2-4

2005

53-20 (19-11 ACC)

Mike Martin, Head Coach

NCAA SUPER REGIONALS

BASEBALL AMERICA - 16TH

COLLEGIATE BASEBALL - 15TH

NCBWA - 11TH

ESPN - 14TH

Jan 28	Charleston Southern	W	2-1
Jan 29	Charleston Southern	W	9-2
Jan 30	Charleston Southern	W	11-4
Feb 4	VMI	W	8-2
Feb 5	VMI	W	6-5
Feb 6	VMI	W	15-0
Feb 11	Auburn	W	7-3
Feb 12	Auburn	W	6-5
Feb 13	Auburn	L	2-9
Feb 18	St. Joseph's	W	12-1
Feb 19	St. Joseph's	W	11-1
Feb 20	St. Joseph's	W	10-7
Feb 22	at Stetson	W	5-4
Feb 23	at Stetson	W	7-6
Feb 25	Appalachian State	W	11-2
Feb 26	Appalachian State	W	4-1
Mar 4	at Hawaii-Hilo	W	7-2
Mar 5	vs Hawaii-Hilo	W	6-4
Mar 6	vs Hawaii-Hilo	W	5-2
Mar 6	vs Hawaii-Hilo	W	9-1
Mar 7	at Hawaii Hilo	W	11-5
Mar 9	at Hawaii Pacific	W	9-1
Mar 10	at Rainbows	L	0-15
Mar 11	at Hawaii	L	6-7
Mar 12	at Hawaii	L	6-9
Mar 18	Virginia Tech*	W	3-1
Mar 19	Virginia Tech*	W	12-2
Mar 20	Virginia Tech*	W	8-1
Mar 23	vs Jacksonville#	W	9-0
Mar 25	at Duke*	W	5-3
Mar 26	at Duke*	W	11-4
Mar 26	at Duke*	L	7-8
Mar 30	Florida	L	2-9
Apr 2	Clemson*	W	3-1
Apr 3	Clemson*	W	5-4
Apr 3	Clemson*	L	3-7
Apr 6	Jacksonville	W	11-4
Apr 8	Wake Forest*	W	7-5
Apr 9	Wake Forest*	W	4-3
Apr 10	Wake Forest*	L	10-13
Apr 12	at Jacksonville	W	11-4
Apr 15	at Georgia Tech*	L	4-6
Apr 16	at Georgia Tech*	L	8-9
Apr 17	at Georgia Tech*	L	4-9
Apr 19	Florida	W	4-2
Apr 22	at Miami*	L	3-5
Apr 23	at Miami*	L	2-5
Apr 24	at Miami*	W	13-1
Apr 29	Virginia*	W	8-1
May 1	Virginia*	L	2-6
May 1	Virginia*	W	7-2
May 3	at Florida	W	9-4
May 6	at Maryland*	W	7-2
May 7	at Maryland*	W	8-1
May 8	at Maryland*	W	4-2
May 10	Stetson	W	9-5
May 11	Stetson	W	8-4
May 13	North Carolina*	W	9-4
May 14	North Carolina*	W	6-5
May 15	North Carolina*	W	7-6
May 17	Jacksonville	W	12-5
May 19	at NC State*	W	8-2
May 20	at NC State*	L	4-7
May 21	at NC State*	L	3-8
May 25	vs North Carolina>	W	3-2
May 26	vs Georgia Tech>	L	4-5
May 27	vs Wake Forest>	W	7-3
May 28	vs Georgia Tech>	L	2-18
Jun 3	Army#	W	3-2
Jun 4	Auburn#	W	4-3
Jun 5	Auburn#	W	10-4
Jun 10	at Florida##	L	1-8
Jun 11	at Florida##	L	5-8

2006

44-21 (16-13 ACC)

Mike Martin, Head Coach

NCAA REGIONALS

COLLEGIATE BASEBALL - 24TH

NCBWA - 24TH

ESPN - 20TH

Feb 3	Charleston Southern	W	6-3
Feb 4	Charleston Southern	W	12-2
Feb 5	Charleston Southern	W	15-8
Feb 10	at Auburn	L	2-5
Feb 11	at Auburn	W	8-3
Feb 17	UNC Asheville	W	10-0
Feb 18	UNC Asheville	W	9-1
Feb 19	UNC Asheville	W	8-2
Feb 24	Minnesota	W	5-0
Feb 25	Minnesota	W	12-4
Feb 26	Minnesota	W	8-6
Feb 28	at Florida	W	6-4
Mar 3	Brown	W	12-0
Mar 4	Brown	W	21-5
Mar 5	Brown	W	15-7
Mar 7	Mercer	W	8-4
Mar 10	Maryland*	W	9-7
Mar 11	Maryland*	W	6-2
Mar 12	Maryland*	W	4-3
Mar 14	Winthrop	W	10-0
Mar 17	at Virginia Tech*	W	11-2
Mar 18	at Virginia Tech*	L	7-9
Mar 19	at Virginia Tech*	W	9-4
Mar 22	at Jacksonville	W	4-1
Mar 24	Duke*	W	7-2
Mar 25	Duke*	W	12-4
Mar 26	Duke*	W	15-5
Mar 28	North Florida	W	14-8
Mar 31	at North Carolina*	L	0-4
Apr 1	at North Carolina*	L	3-4
Apr 2	at North Carolina*	W	6-5
Apr 4	Jacksonville	W	4-2
Apr 7	at Boston College*	W	7-1
Apr 8	at Boston College*	W	4-2
Apr 9	at Boston College*	W	7-5
Apr 12	at Jacksonville	W	10-1
Apr 14	Miami*	L	3-7
Apr 15	Miami*	W	16-1
Apr 16	Miami*	L	5-7
Apr 19	Florida	L	3-8
Apr 21	Georgia Tech*	L	8-15
Apr 23	Georgia Tech*	L	4-10
Apr 23	Georgia Tech*	L	7-8
Apr 28	Savannah State	W	11-0
Apr 29	Savannah State	W	9-2
Apr 30	Savannah State	L	2-10
May 3	Jacksonville	W	9-2
May 5	at Wake Forest*	L	2-4
May 6	at Wake Forest*	W	4-3 (20)
May 12	at Clemson*	L	1-9
May 13	at Clemson*	L	3-4
May 14	at Clemson*	L	2-11
May 16	South Alabama	L	2-7
May 18	NC State*	W	11-10
May 19	NC State*	W	7-1
May 20	NC State*	L	7-15
May 24	Virginia>	L	2-6
May 25	North Carolina>	W	7-6
May 26	Virginia>	W	11-0
May 27	NC State>	W	7-3
May 27	NC State>	L	7-8
Jun 2	vs Jacksonville#	W	18-0
Jun 3	at Georgia#	W	6-4
Jun 4	at Georgia#	L	1-7
Jun 5	at Georgia#	L	2-3



YEAR-BY-YEAR RESULTS

2007 45-13 (21-6 ACC)

Mike Martin, Head Coach
ACC ATLANTIC DIVISION CHAMPIONS
NCAA REGIONALS
COLLEGIATE BASEBALL – 10th
BASEBALL AMERICA - 14th
NCBWA – 14th
ESPN – 15th

Feb 2	Tennessee	W	9-2
Feb 3	Tennessee	W	4-0
Feb 4	Tennessee	W	19-7
Feb 9	UNC Asheville	W	17-8
Feb 10	UNC Asheville	W	12-6
Feb 11	UNC Asheville	W	15-1
Feb 16	Hofstra	W	10-1
Feb 17	Hofstra	W	16-1
Feb 18	Hofstra	W	11-3
Feb 20	at Florida	W	14-6
Feb 23	Appalachian State	W	6-3
Feb 24	Appalachian State	W	10-2
Feb 25	Appalachian State	W	12-8
Feb 27	North Florida	W	16-3
Mar 2	Siena	W	14-4
Mar 3	Siena	W	8-3
Mar 4	Siena	W	22-3
Mar 9	Indiana	W	6-0
Mar 10	Indiana	W	8-2
Mar 11	Indiana	W	9-0
Mar 16	Wake Forest*	W	7-6 (11)
Mar 17	Wake Forest*	W	4-3
Mar 18	Wake Forest*	W	11-1
Mar 21	at Jacksonville	L	3-5
Mar 23	Boston College*	W	5-1
Mar 24	Boston College*	W	10-3
Mar 25	Boston College*	W	7-0
Mar 27	North Florida	W	6-0
Mar 30	at Duke*	W	15-3
Mar 31	at Duke*	L	5-8
Apr 1	at Duke*	W	8-5
Apr 3	vs Florida (at Jacksonville)	L	7-16
Apr 6	at NC State*	W	10-4
Apr 7	at NC State*	L	6-8
Apr 8	at NC State*	W	6-5
Apr 10	Jacksonville	W	7-2
Apr 13	Virginia Tech*	W	14-1
Apr 14	Virginia Tech*	W	4-3
Apr 15	Virginia Tech*	W	8-5
Apr 18	Florida	L	4-5
Apr 20	North Carolina*	W	4-2
Apr 21	North Carolina*	W	5-4
Apr 22	North Carolina*	L	6-10
Apr 27	at Miami*	W	7-6
Apr 28	at Miami*	W	13-8
Apr 29	at Miami*	L	1-7
May 4	at Maryland*	W	9-3
May 5	at Maryland*	W	20-5
May 6	at Maryland*	W	3-2
May 11	Clemson*	W	11-1
May 12	Clemson*	L	6-7
May 13	Clemson*	L	6-11
May 17	at Georgia Tech*	W	17-2
May 18	at Georgia Tech*	W	10-2
May 19	at Georgia Tech*	W	17-11
May 23	vs Wake Forest>	W	11-2
May 25	vs Miami>	L	3-9
May 26	vs Clemson>	L	1-5
Jun 1	Bethune-Cookman#	W	6-2
Jun 2	Mississippi State#	L	0-3
Jun 3	Stetson#	W	17-1
Jun 3	Mississippi State#	L	4-9

2008 54-14 (24-6 ACC)

Mike Martin, Head Coach
ACC ATLANTIC DIVISION CHAMPIONS
COLLEGE WORLD SERIES
BASEBALL AMERICA - 7th
COLLEGIATE BASEBALL – 7th
ESPN - 8th
NCBWA – 8th

Feb 23	Duquesne	W	14-3 (7)
Feb 23	Duquesne	W	15-3 (7)
Feb 24	Duquesne	W	15-3 (8)
Feb 28	at Auburn	W	7-5
Feb 29	at Auburn	W	6-5
Mar 1	Auburn	W	4-3
Mar 2	Auburn	W	10-1
Mar 4	UNC Asheville	W	11-4
Mar 5	UNC Asheville	W	10-5
Mar 8	Maryland*	W	5-4
Mar 8	Maryland*	W	16-0
Mar 9	Maryland*	W	9-8
Mar 11	Georgia	L	10-13
Mar 12	Georgia	W	8-3
Mar 14	Georgia Tech*	W	8-7
Mar 15	Georgia Tech*	W	11-2
Mar 16	Georgia Tech*	W	17-8
Mar 18	at Florida	L	1-6
Mar 21	at Virginia Tech*	W	9-4
Mar 22	at Virginia Tech*	W	12-11
Mar 23	at Virginia Tech*	W	18-12
Mar 25	Stetson	W	11-2
Mar 26	Stetson	W	19-3
Mar 28	at Wake Forest*	W	21-2
Mar 29	at Wake Forest*	L	2-4
Mar 30	at Wake Forest*	W	3-2 (11)
Apr 1	vs Florida (at Jacksonville)	W	10-2
Apr 2	at Jacksonville	W	7-5
Apr 4	Virginia*	W	10-3
Apr 6	Virginia*	W	3-2 (10)
Apr 6	Virginia*	W	3-2 (10)
Apr 11	at Boston College*	W	8-6
Apr 11	at Boston College*	W	4-3
Apr 12	at Boston College*	W	17-2
Apr 15	Florida	W	4-2
Apr 16	North Florida	W	10-2
Apr 18	Miami*	L	4-11
Apr 19	Miami*	W	9-5
Apr 20	Miami*	L	10-11 (7)
Apr 25	at North Carolina*	L	4-11
Apr 26	at North Carolina*	W	13-5
Apr 27	at North Carolina*	L	1-2 (10)
Apr 29	at Stetson	W	13-3
Apr 30	at Stetson	W	6-3
May 3	at Clemson*	W	9-8 (10)
May 4	at Clemson*	W	13-4
May 5	at Clemson*	W	4-2
May 7	Jacksonville	L	6-7
May 9	Savannah State	W	23-4 (7)
May 10	Savannah State	W	19-2 (7)
May 11	Savannah State	W	24-4 (7)
May 12	Savannah State	W	10-0 (7)
May 15	NC State*	L	2-12
May 16	NC State*	W	1-0
May 17	NC State*	W	8-1
May 21	vs Wake Forest>	W	8-3
May 23	vs Virginia>	L	3-5
May 24	vs North Carolina>	W	9-6
May 30	Bucknell#	L	0-7
May 31	Florida#	W	17-11
Jun 1	Bucknell#	W	24-9
Jun 1	Tulane#	W	17-8
Jun 2	Tulane#	W	16-7
Jun 6	Wichita State##	L	7-10
Jun 7	Wichita State##	W	14-4
Jun 8	Wichita State##	W	11-4
Jun 14	vs Stanford###	L	5-16
Jun 16	vs Miami###	L	5-7

2009 45-18 (19-9 ACC)

Mike Martin, Head Coach
ACC ATLANTIC DIVISION CHAMPIONS
NCAA SUPER REGIONALS
BASEBALL AMERICA – 9th
COLLEGIATE BASEBALL – 10th
ESPN – 10th
NCBWA – 10th

Feb 20	Hofstra	W	9-3
Feb 21	Hofstra	W	21-7
Feb 21	Hofstra	W	3-2
Feb 22	Hofstra	W	10-4
Feb 26	Auburn	W	8-7
Feb 27	Auburn	W	14-5
Feb 28	at Auburn	L	9-10
Mar 3	at Jacksonville	L	4-9
Mar 4	North Florida	L	4-5
Mar 6	Boston College*	W	4-1
Mar 7	Boston College*	L	6-14
Mar 8	Boston College*	L	5-12
Mar 10	High Point	W	18-4
Mar 11	High Point	W	4-3
Mar 13	at Virginia*	L	2-15
Mar 17	at Florida	L	4-5
Mar 20	Clemson*	W	5-2
Mar 21	Clemson*	L	7-8
Mar 22	Clemson*	W	7-4
Mar 24	Florida Gulf Coast	W	11-3
Mar 25	Florida Gulf Coast	W	11-9
Mar 27	at Maryland*	W	6-2
Mar 28	at Maryland*	W	10-2
Mar 29	at Maryland*	W	21-5
Mar 31	vs Florida (at Jacksonville)	W	3-2
Apr 3	at Miami*	W	14-4
Apr 4	at Miami*	L	4-6
Apr 5	at Miami*	L	8-14
Apr 8	at North Florida	W	14-6
Apr 10	North Carolina*	W	3-2
Apr 11	North Carolina*	L	7-12
Apr 12	North Carolina*	W	9-8
Apr 14	Florida	L	2-10
Apr 15	North Florida	W	8-7
Apr 17	at NC State*	W	9-3
Apr 18	at NC State*	W	4-2
Apr 19	at NC State*	W	13-2
Apr 21	UNC Asheville	W	9-2
Apr 22	UNC Asheville	W	11-10
Apr 24	Wake Forest*	W	15-6
Apr 25	Wake Forest*	W	6-4
Apr 26	Wake Forest*	W	14-10
May 1	Virginia Tech*	W	10-2
May 2	Virginia Tech*	W	10-4
May 3	Virginia Tech*	W	9-4
May 5	Jacksonville	W	5-2
May 6	FIU	W	15-5
May 8	at Georgia Tech*	L	3-12
May 9	at Georgia Tech*	W	8-6
May 10	at Georgia Tech*	L	5-6
May 14	Grambling State	W	9-1
May 15	Grambling State	W	14-6
May 15	Grambling State	W	9-7
May 16	Grambling State	W	10-2
May 20	vs Boston College>	W	7-2
May 21	vs Miami>	W	4-2
May 23	vs Georgia Tech>	L	2-9
May 24	vs Virginia>	L	3-6
May 29	Marist#	W	16-4
May 30	Georgia#	W	8-2
May 31	Ohio State#	W	37-6
Jun 5	Arkansas##	L	2-7
Jun 6	Arkansas##	L	8-9



YEAR-BY-YEAR RESULTS

2010 48-20 (18-12 ACC)

Mike Martin, Head Coach
ACC CHAMPIONS
ACC ATLANTIC DIVISION CHAMPIONS
COLLEGE WORLD SERIES
 BASEBALL AMERICA – 6th
 COLLEGIATE BASEBALL – 6th
 NCBWA – 6th
 USA TODAY/ESPN – 6th

Feb 20	Hofstra	W	9-3
Feb 19	Georgia State	W	11-3
Feb 20	Georgia State	W	14-7
Feb 21	Georgia State	W	12-2
Feb 27	Hofstra	W	13-1
Feb 27	Hofstra	W	13-0 (7)
Feb 28	Hofstra	W	14-4
Mar 2	vs. Florida	W	10-5
Mar 5	Georgia	W	12-1
Mar 6	Georgia	W	9-2
Mar 7	Georgia	W	17-5
Mar 8	at Jacksonville	W	2-0
Mar 10	North Florida	W	6-2
Mar 12	Virginia*	L	0-5
Mar 13	Virginia*	L	8-9
Mar 14	Virginia*	W	9-8
Mar 16	at Florida	L	5-8
Mar 19	at North Carolina*	W	4-3
Mar 20	at North Carolina*	L	4-10
Mar 21	at North Carolina*	W	5-3
Mar 24	Stetson	W	14-7
Mar 26	Maryland*	W	4-1
Mar 27	Maryland*	W	12-5
Mar 28	Maryland*	W	9-5
Mar 30	vs. Florida	W	7-2
Apr 2	Virginia Tech*	L	5-10
Apr 3	Virginia Tech*	L	7-8
Apr 4	Virginia Tech*	W	9-6
Apr 6	at North Florida	L	1-3
Apr 7	North Florida	W	9-2
Apr 9	at Wake Forest*	W	10-1
Apr 10	at Wake Forest*	W	5-4
Apr 11	at Wake Forest*	W	17-16
Apr 13	Florida	W	3-2
Apr 14	Jacksonville	L	8-10
Apr 16	at Duke*	W	16-3
Apr 17	at Duke*	L	6-10
Apr 18	at Duke*	W	8-3
Apr 21	Charleston Southern	W	12-4
Apr 23	Miami*	L	5-6
Apr 24	Miami*	W	8-7
Apr 25	Miami*	W	7-6
Apr 30	Le Moyne	L	1-3
May 1	Le Moyne	W	8-5
May 2	Le Moyne	W	17-1
May 4	Jacksonville	W	11-10 (13)
May 7	at Boston College*	L	7-10
May 9	at Boston College*	W	6-4
May 9	at Boston College*	W	11-6
May 12	at Stetson	W	6-2
May 14	NC State*	L	2-5
May 15	NC State*	W	7-5
May 16	NC State*	W	12-9 (7)
May 20	at Clemson*	L	8-9
May 21	at Clemson*	L	4-8
May 22	at Clemson*	L	3-8
May 26	vs. Miami>	L	3-9
May 27	vs. Virginia>	W	11-4
May 28	vs. Boston College>	W	12-2 (7)
May 30	vs. NC State>	W	8-3
Jun 4	vs. Central Conn. State#	W	11-3
Jun 5	vs. Oregon#	W	6-4
Jun 6	vs. Oregon#	W	5-3
Jun 11	Vanderbilt##	W	9-8
Jun 12	Vanderbilt##	L	2-6
Jun 13	Vanderbilt##	W	7-6
Jun 19	vs. TCU###	L	1-8
Jun 21	vs. Florida####	W	8-5
Jun 23	vs. TCU####	L	7-11

2011 46-19 (19-11 ACC)

Mike Martin, Head Coach
ACC ATLANTIC DIVISION CHAMPIONS
NCAA SUPER REGIONALS
 BASEBALL AMERICA – 8th
 COLLEGIATE BASEBALL – 9th
 USA TODAY/ESPN – 9th
 NCBWA – 10th

Feb 18	VMI	W	12-0
Feb 19	VMI	W	9-2
Feb 20	VMI	W	15-0
Feb 22	Jacksonville	W	5-3
Feb 25	Hofstra	W	14-3
Feb 26	Hofstra	W	16-3
Feb 27	Hofstra	W	7-0
Mar 1	vs. Florida	W	5-3
Mar 4	at Georgia	W	6-5
Mar 5	at Georgia	L	1-2
Mar 6	at Georgia	W	7-5
Mar 8	Maine	W	10-2
Mar 9	Maine	W	9-3
Mar 11	Boston College*	W	3-1
Mar 12	Boston College*	W	15-6
Mar 13	Boston College*	W	4-3
Mar 15	at Florida	L	4-5 (10)
Mar 18	at Virginia*	L	3-4 (11)
Mar 19	at Virginia*	L	4-5 (11)
Mar 20	at Virginia*	W	12-11 (10)
Mar 23	Stetson	L	4-6 (11)
Mar 25	Wake Forest*	W	12-4
Mar 26	Wake Forest*	L	0-8
Mar 27	Wake Forest*	W	11-2
Mar 29	vs. Florida	W	5-2
Apr 1	at Maryland*	W	6-0
Apr 2	at Maryland*	L	0-5
Apr 3	at Maryland*	W	12-3
Apr 6	Valdosta State	W	10-2
Apr 8	North Carolina*	W	5-3
Apr 9	North Carolina*	L	5-8
Apr 10	North Carolina*	L	6-7
Apr 12	Florida	W	3-1
Apr 15	at Virginia Tech*	L	1-2
Apr 16	at Virginia Tech*	W	15-11
Apr 17	at Virginia Tech*	W	18-12
Apr 19	Florida Gulf Coast	W	13-2
Apr 20	Florida Gulf Coast	W	6-4
Apr 22	Duke*	W	2-1
Apr 23	Duke*	W	10-3
Apr 24	Duke*	W	13-9
Apr 29	at Miami*	W	6-5
Apr 30	at Miami*	W	2-0
May 1	at Miami*	L	1-5
May 3	at Jacksonville	W	8-5
May 6	UCF	W	8-0
May 7	UCF	L	10-14
May 8	UCF	W	6-1
May 10	at Stetson	W	13-1
May 13	at NC State*	W	9-4
May 15	at NC State*	W	7-5
May 15	at NC State*	L	4-12
May 19	Clemson*	W	8-6
May 20	Clemson*	L	4-7
May 21	Clemson*	L	5-8
May 25	vs. NC State>	L	0-7
May 26	vs. Clemson>	W	6-3
May 28	vs. Georgia Tech>	W	4-2
May 29	vs. Virginia>	L	2-7
Jun 3	Bethune-Cookman#	W	6-5
Jun 4	Alabama#	W	9-5
Jun 5	Alabama#	W	11-1
Jun 11	Texas A&M##	L	2-6
Jun 12	Texas A&M##	W	23-9
Jun 13	Texas A&M##	L	2-11

*=Conference Game; #=NCAA Regional; ##=Super Regional;
 ###=College World Series; <=Metro Tournament;
 >=ACC Tournament;
NOTE: The Baseball America poll started in 1981...the Collegiate Baseball poll started in 1959...the USA Today Baseball Weekly/ESPN/American Baseball Coaches Association poll started in 1992.

SEMINOLES



NCAA TOURNAMENT RESULTS

1956 (1-2)

NCAA DISTRICT 3 PLAYOFFS - GASTONIA, NC

Duke	W	2	1
Duke	L	2	4
Duke	L	6	7

1957 (3-3)

NCAA DISTRICT 3 PLAYOFFS - GASTONIA, NC

Georgia Teachers	W	5	3
Duke	W	3	2
Duke	L	6	8
Duke	W	4	1

COLLEGE WORLD SERIES - OMAHA, NE

Penn State	L	0	7
Connecticut	L	3	5

1958 (1-2)

NCAA DISTRICT 3 PLAYOFFS - GASTONIA, NC

George Washington	W	3	1
Florida	L	1	2
Clemson	L	5	8

1959 (2-2)

NCAA DISTRICT 3 PLAYOFFS - GASTONIA, NC

George Washington	W	3	2
Clemson	L	2	24
Georgia Tech	W	16	9
Clemson	L	0	5

1961 (1-2)

NCAA DISTRICT 3 PLAYOFFS - GASTONIA, NC

West Virginia	W	3	1
Duke	L	2	7
West Virginia	L	3	4

1962 (6-3)

NCAA DISTRICT 3 PLAYOFFS - GASTONIA, NC

Florida	L	0	1
West Virginia	W	6	5
Florida	W	3	1
Wake Forest	W	10	8
Wake Forest	W	3	2

COLLEGE WORLD SERIES - OMAHA, NE

Santa Clara	W	5	1
Ithaca	W	5	4
Michigan	L	7	10
Santa Clara	L	6	11

1963 (4-3)

NCAA DISTRICT 3 PLAYOFFS - GASTONIA, NC

Auburn	W	4	3
Wake Forest	W	12	4
Wake Forest	L	5	6
Wake Forest	W	11	5

COLLEGE WORLD SERIES - OMAHA, NE

W. Michigan	W	5	2
Arizona	L	3	4
Southern Cal	L	3	4

FSU IN THE COLLEGE WORLD SERIES

All-Time CWS Record	26-40
Appearances	20
First Appearance	1957
Last Appearance	2010
Top Finish	Second (1970, 1986, 1999)
CWS Appearances	1957, 62, 63, 65, 70, 75, 80, 86, 87, 89, 91, 92, 94, 95, 96, 98, 99, 00, 08, 10
Consecutive Appearances	3 (1994-96), (1998-00)

FSU IN THE NCAA TOURNAMENT

All-Time Record (Super Regional/Regional/District 3)	141-71
Appearances	49
First Appearance	1956
Last Appearance	2011
Consecutive Appearances	34 (1978-11)

1965 (5-3)

NCAA DISTRICT 3 PLAYOFFS - GASTONIA, NC

Mississippi State	L	3	6
Maryland	W	7	3
Mississippi State	W	6	2
Furman	W	2	1
Furman	W	7	5

COLLEGE WORLD SERIES - OMAHA, NE

Ohio State	L	1	2
Texas	W	3	2
St. Louis	L	3	5

1966 (3-2)

NCAA DISTRICT 3 PLAYOFFS - GASTONIA, NC

Mississippi State	L	3	4
East Carolina	W	6	4
Mississippi State	W	7	0
North Carolina	W	6	5
North Carolina	L	4	6

1967 (1-2)

NCAA DISTRICT 3 PLAYOFFS - GASTONIA, NC

Clemson	W	5	3
Auburn	L	3	13
Clemson	L	4	6

1968 (3-2)

NCAA DISTRICT 3 PLAYOFFS - GASTONIA, NC

East Carolina	L	1	2
Alabama	W	6	1
East Carolina	W	3	2
NC State	W	15	12
NC State	L	1	4

1970 (7-2)

NCAA DISTRICT 3 PLAYOFFS - GASTONIA, NC

East Carolina	W	2	0
Maryland	W	10	1
Mississippi State	W	5	4

COLLEGE WORLD SERIES - OMAHA, NE

Arizona	W	4	0
Dartmouth	W	6	0
Texas	L	1	5
Ohio	W	2	0
Texas	W	11	2
Southern Cal	L	1	2

1972 (1-2)

NCAA DISTRICT 3 PLAYOFFS - GASTONIA, NC

South Alabama	L	5	6
Richmond	W	10	5
Mississippi	L	3	8

1975 (3-2)

NCAA REGIONAL - STARKVILLE, MS

Miami	W	1	0
LSU	W	4	2
Miami	W	6	5

COLLEGE WORLD SERIES - OMAHA, NE

E. Michigan	L	1	2
Seton Hall	L	0	11

1976 (1-2)

NCAA REGIONAL - TALLAHASSEE, FL

Jacksonville	W	6	1
Auburn	L	1	2
Jacksonville	L	7	9

1978 (0-2)

NCAA REGIONAL - MIAMI, FL

Marshall	L	0	4
Miami	L	2	7

1979 (0-2)

NCAA REGIONAL - TALLAHASSEE, FL

Florida	L	5	9
Delaware	L	6	7

1980 (3-2)

NCAA REGIONAL - TALLAHASSEE, FL

New Orleans	W	10	8
Western Kentucky	W	19	7
Western Kentucky	W	10	5

COLLEGE WORLD SERIES-OMAHA, NE

Hawaii	L	6	7
Arizona	L	3	5

1981 (2-2)

NCAA REGIONAL - MIAMI, FL

Florida	W	5	1
Minnesota	W	9	5
Miami	L	6	14
Florida	L	4	5



NCAA TOURNAMENT RESULTS

1982 (1-2)

NCAA REGIONAL - AUSTIN, TX

Eastern Michigan	L	2	7
Ohio State	W	8	3
Oklahoma	L	5	6

1983 (1-2)

NCAA REGIONAL - TALLAHASSEE, FL

South Alabama	W	8	2
Alabama	L	5	7
Miami	L	5	10

1984 (0-2)

NCAA REGIONAL - TALLAHASSEE, FL

Stetson	L	7	10
East Carolina	L	4	7

1985 (2-2)

NCAA REGIONAL - TALLAHASSEE, FL

George Mason	W	11	0
Georgia Tech	W	9	1
Arkansas	L	6	7
Georgia Tech	L	3	8

1986 (7-2)

NCAA REGIONAL - TALLAHASSEE, FL

NC State	W	10	6
Texas A & M	W	12	9
USF	W	11	7

COLLEGE WORLD SERIES-OMAHA, NE

Indiana State	W	5	3
Miami	W	7	2
Arizona	L	5	9
Oklahoma State	W	6	5
Miami	W	4	3
Arizona	L	2	10

1987 (5-3)

NCAA REGIONAL - TALLAHASSEE, FL

East Carolina	W	10	5
Miami	W	5	2
South Alabama	W	12	3
South Alabama	L	3	6
South Alabama	W	9	2

COLLEGE WORLD SERIES-OMAHA, NE

LSU	L	2	6
Arizona State	W	3	0
Texas	L	4	6

1988 (2-2)

NCAA REGIONAL - TALLAHASSEE, FL

Stetson	W	10	3
Tulane	W	8	6
Florida	L	3	9
Stetson	L	2	7

SEMINOLES ON CWS ALL-TOURNAMENT TEAM (1957-PRESENT)

1963	Woody Woodward, Jr., SS
1970	John Grubb, Jr., OF
1986	Luis Alicea, Jr., 2B
1986	Bien Figureoa, Sr., SS
1986	Paul Sorrento, Jr., OF
1986	Richie Lewis, So., P
1989	Rocky Rau, Jr., 2B
1995	Doug Mientkiewicz, Jr., 1B
1995	J.D. Drew, Fr., OF
1999	Marshall McDougall, Jr., 2B
1999	Matt Diaz, So., OF
1999	Jeremiah Klosterman, Sr., C
1999	Sam Scott, Jr., DH
1999	Chris Chavez, Sr., P
2000	Jon McDonald, Jr., P

CWS MOST OUTSTANDING PLAYER

1999	Marshall McDougall, Jr., 2B
------	-----------------------------

1989 (6-2)

NCAA REGIONAL - TALLAHASSEE, FL

Rider	W	13	7
USF	W	8	1
Auburn	W	7	6
Clemson	W	8	1

COLLEGE WORLD SERIES - OMAHA, NE

North Carolina	W	4	2
Wichita State	W	4	2
Wichita State	L	4	7
Wichita State	L	9	12

1990 (4-2)

NCAA REGIONAL - STARKVILLE, MS

Lafayette	W	7	2
Central Michigan	W	4	2
Mississippi State	L	8	11
Illinois	W	6	4
Mississippi State	W	11	9
Mississippi State	L	3	4

1991 (4-2)

NCAA REGIONAL - TALLAHASSEE, FL

Coastal Carolina	W	6	0
Fla. International	W	6	3
Alabama	W	5	2
Alabama	W	6	5

COLLEGE WORLD SERIES - OMAHA, NE

Fresno State	L	3	6
Florida	L	0	5

1992 (6-3)

NCAA REGIONAL - TALLAHASSEE, FL

Western Carolina	L	0	1
Stetson	W	2	0
Kent	W	4	2
Stanford	W	9	4
Western Carolina	W	4	3
Western Carolina	W	18	3

COLLEGE WORLD SERIES - OMAHA, NE

Cal. State-Fullerton	L	2	7
California	W	5	4
Cal. State-Fullerton	L	0	6

1993 (2-2)

NCAA REGIONAL - TALLAHASSEE, FL

USF	W	4	2
Notre Dame	W	4	3
Long Beach State	L	1	4
Notre Dame	L	3	4

1994 (5-2)

NCAA REGIONAL - TALLAHASSEE, FL

Central Michigan	W	8	6
Jacksonville	W	5	1
Jacksonville	W	5	1
Brigham Young	W	7	1

COLLEGE WORLD SERIES - OMAHA, NE

LSU	W	6	3
Georgia Tech	L	4	12
Cal. State-Fullerton	L	3	10

1995 (5-2)

NCAA REGIONAL - TALLAHASSEE, FL

Troy State	W	18	3
South Alabama	W	7	2
Old Dominion	W	7	2
Mississippi	W	13	1

COLLEGE WORLD SERIES - OMAHA, NE

Oklahoma	W	3	2
Miami	L	2	4
Southern Cal	L	11	16

1996 (5-2)

WEST REGIONAL - STANFORD, CA

NE Illinois	W	16	0
UC-Santa Barbara	W	10	1
Stanford	W	5	4
Cal State-Northridge	W	9	2

COLLEGE WORLD SERIES - OMAHA, NE

Florida	L	2	5
Wichita State	W	8	4
Florida	L	3	6

1997 (4-2)

NCAA EAST REGIONAL - TALLAHASSEE, FL

Marist	W	4	2
UCF	W	16	2
Auburn	L	7	8
USF	W	6	5
Auburn	W	9	7
Auburn	L	2	5

NCAA TOURNAMENT RESULTS



Chip Baker congratulates Ryan Barthelemy after hitting a home run at the College World Series.

1998 (4-2)

NCAA ATLANTIC II REGIONAL - TALLAHASSEE, FL			
Liberty University	W	10	7
Delaware	W	27	6
Oklahoma	W	23	2
Auburn	W	16	10

COLLEGE WORLD SERIES - OMAHA, NE

Arizona State	L	10	11
Long Beach State	L	4	7

1999 (9-2)

NCAA REGIONAL - TALLAHASSEE, FL			
The Citadel	W	24	6
Jacksonville	W	9	2
Providence	W	14	3

NCAA SUPER REGIONAL - TALLAHASSEE, FL

Auburn	W	10	2
Auburn	W	6	3

COLLEGE WORLD SERIES - OMAHA, NE

Texas A&M	W	7	3
Stanford	L	6	10
Cal State-Fullerton	W	7	2
Stanford	W	14	11
Stanford	W	14	11
Miami	L	5	6

2000 (8-4)

NCAA REGIONAL - TALLAHASSEE, FL			
Bethune-Cookman	W	6	3
UCF	L	8	9
Evansville	W	11	2
UCF	W	6	1
UCF	W	8	1

NCAA SUPER REGIONAL - TALLAHASSEE, FL

Miami	W	9	2
Miami	L	5	7
Miami	W	6	1

COLLEGE WORLD SERIES - OMAHA, NE

Southern Cal	L	4	6
Texas	W	6	2
Southern Cal	W	3	2
LSU	L	3	6

2001 (4-2)

NCAA REGIONAL - TALLAHASSEE, FL			
Bethune-Cookman	W	8	1
Auburn	W	10	6
Auburn	W	9	6

NCAA SUPER REGIONAL - ATHENS, GA

Georgia	L	7	8
Georgia	W	11	6
Georgia	L	3	8

2002 (4-2)

NCAA REGIONAL - TALLAHASSEE, FL			
Stetson	W	11	8
UCF	W	7	3
USF	W	13	6

NCAA SUPER REGIONAL - TALLAHASSEE, FL

Notre Dame	L	4	10
Notre Dame	W	12	5
Notre Dame	L	1	3

2003 (4-3)

NCAA REGIONAL - TALLAHASSEE, FL			
Jacksonville	W	6	0
South Alabama	L	6	8
Rutgers	W	17	7
South Alabama	W	13	5
South Alabama	W	12	2

NCAA SUPER REGIONAL - TALLAHASSEE, FL

Texas	L	3	8
Texas	L	5	6

2004 (3-3)

NCAA REGIONAL - TALLAHASSEE, FL			
Bethune-Cookman	W	10	3
UCF	W	3	2
UCF	L	7	5
UCF	W	19	3

NCAA SUPER REGIONAL - FAYETTEVILLE, AR

Arkansas	L	7	5
Arkansas	L	4	2

2005 (3-2)

NCAA REGIONAL - TALLAHASSEE, FL			
Army	W	3	2
Auburn	W	4	3
Auburn	W	10	4

NCAA SUPER REGIONAL - GAINESVILLE, FL

Florida	L	1	8
Florida	L	5	8

2006 (2-2)

NCAA REGIONAL - ATHENS, GA			
Jacksonville	W	18	0
Georgia	W	6	4
Georgia	L	1	7
Georgia	L	2	3

2007 (1-2)

NCAA REGIONAL - TALLAHASSEE, FL			
Bethune-Cookman	W	6	2
Mississippi State	L	0	3
Stetson	W	17	1
Mississippi State	L	4	9

2008 (6-4)

NCAA REGIONAL - TALLAHASSEE, FL			
Bucknell	L	0	7
Florida	W	17	11
Bucknell	W	24	9
Tulane	W	17	8
Tulane	W	16	7

NCAA SUPER REGIONAL - TALLAHASSEE, FL

Wichita State	L	7	10
Wichita State	W	14	4
Wichita State	W	11	4

COLLEGE WORLD SERIES - OMAHA, NE

Stanford	L	5	16
Miami	L	5	7

2009 (3-2)

NCAA REGIONAL - TALLAHASSEE, FL			
Marist	W	16	4
Georgia	W	8	2
Ohio State	W	37	6

NCAA SUPER REGIONAL - TALLAHASSEE, FL

Arkansas	L	2	7
Arkansas	L	8	9



NCAA TOURNAMENT RESULTS

2010 (6-3)

NCAA REGIONAL - NORWICH, CT

Central Connecticut State	W	11	3
Oregon	W	6	4
Oregon	W	5	3

NCAA SUPER REGIONAL - TALLAHASSEE, FL

Vanderbilt	W	9	8
Vanderbilt	L	2	6
Vanderbilt	W	7	6

2011 (4-2)

NCAA REGIONAL - TALLAHASSEE, FL

Bethune-Cookman	W	6	5
Alabama	W	9	5
Alabama	W	11	1

NCAA SUPER REGIONAL - TALLAHASSEE, FL

Texas A&M	L	2	6
Texas A&M	W	23	9
Texas A&M	L	2	11

POSTSEASON ALL-TIME RECORD VS. OPPONENTS

TEAM	POSTSEASON RECORDS	CWS RECORDS	TEAM	POSTSEASON RECORDS	CWS RECORDS
Alabama	5-1		Miami	7-7	2-3
Arizona State	1-1	1-1	Michigan	0-1	0-1
Arizona	1-4	1-4	Minnesota	1-0	
Arkansas	0-5		Mississippi State	4-6	
Army	1-0		Mississippi	1-1	
Auburn	10-4		NC State	2-1	
Bethune-Cookman	5-0		NE Illinois	1-0	
Brigham Young	1-0		New Orleans	1-0	
Bucknell	1-1		North Carolina	2-1	1-0
Cal State Fullerton	1-3	1-3	Notre Dame	2-3	
Cal State Northridge	1-0		Ohio State	2-1	0-1
California	1-0	1-0	Ohio	1-0	1-0
Central Connecticut State	1-0		Oklahoma State	1-0	1-0
Central Michigan	2-0		Oklahoma	2-1	1-0
Clemson	2-4		Old Dominion	1-0	
Coastal Carolina	1-0		Oregon	2-0	
Connecticut	0-1	0-1	Penn State	0-1	0-1
Dartmouth	1-0	1-0	Providence	1-0	
Delaware	1-1		Richmond	1-0	
Duke	3-4		Rider	1-0	
Eastern Michigan	0-2	0-1	Rutgers	1-0	
East Carolina	4-2		Santa Clara	1-1	1-1
Evansville	1-0		Seton Hall	0-1	0-1
Florida	4-10	1-3	South Alabama	6-3	
Florida International	1-0		Southern Cal	1-4	1-4
Fresno State	0-1	0-1	St. Louis	0-1	0-1
Furman	2-0		Stanford	4-2	2-2
George Mason	1-0		Stetson	3-2	
George Washington	2-0		TCU	0-2	0-2
Georgia Teachers	1-0		Texas A&M	3-2	1-0
Georgia Tech	2-2	0-1	Texas	3-4	3-2
Georgia	3-4		The Citadel	1-0	
Hawaii	0-1	0-1	Troy State	1-0	
Illinois	1-0		Tulane	3-0	
Indiana State	1-0	1-0	UC Santa Barbara	1-0	
Ithaca	1-0	1-0	UCF	6-2	
Jacksonville	6-1		USF	5-0	
Kent	1-0		Vanderbilt	2-1	
Lafayette	1-0		Western Michigan	1-0	1-0
Liberty	1-0		Wake Forest	4-1	
Long Beach State	0-2	0-1	West Virginia	2-1	
LSU	2-2	1-2	Western Carolina	2-1	
Marist	2-0		Western Kentucky	2-0	
Marshall	0-1		Wichita State	4-3	2-2
Maryland	2-0		Total	167-111	26-40



SEMINOLES IN THE MLB DRAFT

1966

NAME	POS	TEAM	ROUND
Jim Lyttle*	OF	New York Yankees	1st (10)
Gary Sprague	SS-2B	Cleveland Indians	6th (112)
Eddie Howell	P	Kansas City Athletics	12th (222)
Randy Brown*	C	California Angels	18th (348)
Mike Martin	OF	New York Mets	28th (540)
Maury Hopkins	3B	New York Mets	44th (757)
Dick Fernandez	2B	Kansas City Athletics	Free Agent
Pete Sarron	OF	Cleveland Indians	Free Agent

1967 JUNE SECONDARY DRAFT

LaDon Boyd	P	Kansas City Athletics	2nd (33)
------------	---	-----------------------	----------

1968

Steve Mastin	P	Oakland Athletics	15th (326)
Chuck Hines	3B	Pittsburgh Pirates	17th (381)
Wayne Vincent	P	Seattle Pilots	31st (706)

1968 JUNE SECONDARY DRAFT

Tom Cook	C	Oakland Athletics	1st (12)
----------	---	-------------------	----------

1969

Walt Sumner	OF	Atlanta Braves	14th (322)
Mike Easom	3B	Cleveland Indians	23rd (541)
Jeff Hogan	SS	Los Angeles Dodgers	31st (719)
Dick Gold	2B	Chicago Cubs	37th (840)
Chuck Cone	IF	San Diego Padres	Free Agent
Jim Gurzynski	1B	Los Angeles Dodgers	Free Agent
George Lott	P	Montreal Expos	Free Agent
Craig Skok*	P	Boston Celtics	Free Agent

1969 JUNE SECONDARY DRAFT

Dave Moates*	OF	Washington Senators	4th (87)
--------------	----	---------------------	----------

1970 JANUARY SECONDARY DRAFT

Jeff Hogan	3B	Detroit Tigers	2nd (47)
Walt Sumner	OF	California Angels	6th (121)

1970

Dick Nichols	2B	Boston Red Sox	26th (614)
Tom Henson	P	Cincinnati Reds	Free Agent

1970 JUNE SECONDARY DRAFT

Pat Osburn*	P	Cincinnati Reds	1st (9)
Gene Ammann	P	Milwaukee Brewers	3rd (56)
Johnny Grubb*	OF	Atlanta Braves	3rd (61)
Mike Slade	P	Washington Senators	7th (104)

1971 JANUARY SECONDARY DRAFT

Johnny Grubb*	OF	San Diego Padres	1st (23)
---------------	----	------------------	----------

1971

Mac Scarce*	P	Philadelphia Phillies	8th (172)
Stan Thomas*	P	Washington Senators	27th (609)
Greg Gromek	SS	Detroit Tigers	34th (715)
Harry Saferight	C	Philadelphia Phillies	35th (723)
Al Cleveland	P	Detroit Tigers	Free Agent
Mike Leber		Boston Red Sox	Free Agent

1971 JUNE SECONDARY DELAYED DRAFT

Dan Roatche	C	Minnesota Twins	2nd (33)
Ron Cash*	SS	Detroit Tigers	3rd (66)

1972

Dave Nichols	2B	Minnesota Twins	Free Agent
Dan Roatche	C	Boston Red Sox	Free Agent
Herb Sikes	IF	St. Louis Cardinals	Free Agent

1973

Roger Smith	SS	California Angels	17th (391)
Rick Colzie	OF	Cincinnati Reds	33rd (686)
Rick Langford *	P	Kansas City Royals	Free Agent
John LiBrandi	OF	Pittsburgh Pirates	Free Agent
Rick Snyder	OF	Minnesota Twins	Free Agent

1974

Ron Herring	P	Montreal Expos	Free Agent
Marty Maier	IF	Kansas City Royals	Free Agent

1975

Jim Busby	OF	Pittsburgh Pirates	8th (188)
Randy Davidson	2B	Cincinnati Reds	9th (214)
Danny O'Brien*	P	Chicago White Sox	16th (371)
Larry Rothschild*	P	Cincinnati Reds	Free Agent

1976 JANUARY REGULAR DRAFT

Steve Tebbetts	OF	California Angels	1st (5)
----------------	----	-------------------	---------

1976 JANUARY SECONDARY DRAFT

Danny O'Brien*	P	St. Louis Cardinals	3rd (61)
----------------	---	---------------------	----------

1976

Larry Jones	P	Boston Red Sox	4th (94)
Bob Mayer	P	Cincinnati Reds	13th (311)
Craig Eaton*	P	Kansas City Royals	Free Agent

1976 JUNE SECONDARY DRAFT

Jeff Hardy	SS	Cincinnati Reds	3rd (47)
------------	----	-----------------	----------

1977 JANUARY SECONDARY DRAFT

Jeff Hardy	SS	Chicago Cubs	1st (11)
------------	----	--------------	----------

1977

Terry Kennedy*	OF	St. Louis Cardinals	1st (6)
Larry Jones	P	Baltimore Orioles	5th (123)
Rick McGlone	C	Kansas City Royals	16th (411)
Ben Curry	1B	Cleveland Indians	17th (427)
Jackie Smith	P	Chicago White Sox	18th (442)
Mike McLeod	P	New York Yankees	19th (488)
Guillermo Bonilla*	2B	New York Yankees	24th (606)
Joel Hicks	1B	Chicago White Sox	Free Agent
Carlos Lezcano*	OF	Chicago Cubs	Free Agent
Jim McArdle	OF	Cincinnati Reds	Free Agent

1978

Brooks Carey	OF	Baltimore Orioles	10th (256)
Mark Gilbert*	OF	Chicago Cubs	14th (351)
Bob Benda	IF	Detroit Tigers	22nd (547)
Mike Bretz	P	Pittsburgh Pirates	38th (754)

1978 JUNE SECONDARY DRAFT

Blane McDonald	C	Atlanta Braves	2nd (26)
----------------	---	----------------	----------

1979

Craig Patterson	2B	Kansas City Royals	31st (767)
Rick Holloway	P	Oakland Athletics	Free Agent
Joe Nichols	P	Montreal Expos	Free Agent

1980

Jim Weaver*	OF	Minnesota Twins	2nd (35)
Mike Fuentes*	OF	Minnesota Twins	5th (116)
Ken Smith	P	New York Yankees	21st (541)
Don DeLoach	SS	Montreal Expos	25th (637)
Jay Keeler	P	St. Louis Cardinals	27th (672)

1980 JUNE SECONDARY DRAFT

Ed Schneider	P	Cincinnati Reds	2nd (28)
--------------	---	-----------------	----------



SEMINOLES IN THE MLB DRAFT

1981

Mike Fuentes*	OF	Montreal Expos	2nd (44)
Jeff S. Ledbetter	1B	Montreal Expos	4th (94)
Ed Schneider	P	Toronto Blue Jays	17th (419)
Joe Licata	OF-3B	New York Mets	28th (691)
Clem Freeman	P	Cincinnati Reds	Free Agent
Rick Hatcher	P	Atlanta Braves	Free Agent

1982

Jeff S. Ledbetter	1B-OF	Boston Red Sox	1st (26)
Chris Cawthon	OF	Cleveland Indians	6th (144)
Jamey Shoupp	P	Houston Astros	8th (199)
Jay Keeler	P	Cleveland Indians	11th (274)
Tim Phillips	P	Toronto Blue Jays	30th (740)
Allen Swindle	P	Cincinnati Reds	Free Agent

1983

Bruce Tanner*	P	Chicago White Sox	4th (97)
David Smalley	P	New York Yankees	8th (197)
Mike Yastrzemski	OF	Texas Rangers	23rd (570)

1983 JUNE SECONDARY DRAFT

Tony Blasucci	P	Pittsburgh Pirates	1st (4)
Jody Reed*	SS	Texas Rangers	2nd (49)

1984 JANUARY REGULAR DRAFT

Mark Barineau	2B-SS	Cleveland Indians	13th (290)
---------------	-------	-------------------	------------

1984 JANUARY SECONDARY DRAFT

Mike Yastrzemski	OF	Atlanta Braves	3rd (56)
------------------	----	----------------	----------

1984

Jody Reed*	SS	Boston Red Sox	8th (198)
Doug Treadway	P	Los Angeles Dodgers	12th (311)
Jeff Gray*	P	Philadelphia Phillies	Free Agent

1985

Doug Little	P	St. Louis Cardinals	7th (176)
Mike Loynd*	P	Baltimore Orioles	11th (281)
Frank Fazzini	OF	Milwaukee Brewers	19th (471)
Steve Gelmine	P	Houston Astros	21st (534)
Kevin Smith	P	Houston Astros	22nd (560)

1986 JANUARY SECONDARY DRAFT

Ray Revak	P	Boston Red Sox	1st (7)
-----------	---	----------------	---------

1986

Luis Alicea*	2B	St. Louis Cardinals	1st (23)
Paul Sorrento*	OF	California Angels	4th (103)
Bien Figueroa*	SS	St. Louis Cardinals	5th (130)
Mike Loynd*	P	Texas Rangers	7th (163)
Doug Little	P	Chicago White Sox	10th (257)
Eric Mangham	OF	Los Angeles Dodgers	17th (438)

1987

Richie Lewis*	P	Montreal Expos	2nd (44)
Chris Pollack	P	Montreal Expos	10th (251)
Jerry Nielsen*	P	Oakland Athletics	11th (276)
Barry Blackwell	C	Los Angeles Dodgers	12th (299)
Jose Marzan	IF-OF	Minnesota Twins	16th (398)
John Wanish	P	Los Angeles Dodgers	16th (403)
Ed Fulton	C	St. Louis Cardinals	16th (409)
Rafael Bournigal*	SS	Los Angeles Dodgers	19th (481)
Steve Taddeo	OF	New York Yankees	55th (1214)

1988

Edwin Alicea	2B	Atlanta Braves	9th (216)
Barry Blackwell	C	Cleveland Indians	17th (423)
Jerry Nielsen	P	New York Yankees	18th (469)
Deion Sanders	OF	New York Yankees	30th (781)
Rod Byerly	P	Pittsburgh Pirates	Free Agent
Bret Davis	P	Montreal Expos	Free Agent

1989

Ronald Lewis	OF	California Angels	10th (251)
Tim Nedin	P	Minnesota Twins	21st (552)
Clyde Keller	P	St. Louis Cardinals	32nd (820)

1990

Marc Ronan*	C-OF	St. Louis Cardinals	3rd (86)
Gar Finnvoold*	P	Boston Red Sox	6th (169)
Ricky Kimball	P	St. Louis Cardinals	17th (450)
Matt Dunbar*	P	New York Yankees	25th (655)
Mike Brady	P	Los Angeles Dodgers	36th (939)
Rob Bargas	3B	Montreal Expos	Free Agent
Brad Gregory	P	California Angels	Free Agent
Gary Painter	P	Boston Red Sox	Free Agent

1991

Eduardo Perez*	1B	California Angels	1st (17)
Jimmy Lewis	P	Houston Astros	2nd (48)
Pedro Grifol	C	Minnesota Twins	6th (155)
Ricky Kimball	P	Oakland Athletics	7th (204)
Kenny Robinson*	P	Toronto Blue Jays	10th (277)
Garrett Blanton	OF	St. Louis Cardinals	25th (650)
Tim Davis*	P	Minnesota Twins	34th (883)

1992

Kenny Felder	OF	Milwaukee Brewers	1st (12)
Chris Roberts	P-OF	New York Mets	1st (18)
Roger Bailey*	P	Colorado Rockies	3rd (95)
Tim Davis*	P	Seattle Mariners	6th (166)
Chris Brock*	OF-P	Atlanta Braves	12th (341)
Jim Rushworth	P	Montreal Expos	18th (491)
Terrell Buckley	OF	Atlanta Braves	38th (1069)
Nandy Serrano	3B	California Angels	Free Agent

1993

John Wasdin*	P	Oakland Athletics	1st (25)
Bryan Harris	P	California Angels	18th (495)
Mike Schmitz	1B-OF	New York Yankees	22nd (617)
Charlie Ward	SS-OF	Milwaukee Brewers	59th (1555)
John Nedeau	P	California Angels	Free Agent
Jeff Tam*	P	New York Mets	Free Agent

1994

Paul Wilson*	P	New York Mets	1st (1)
Mike Martin	OF	Seattle Mariners	17th (469)
Charlie Ward	SS	New York Yankees	18th (507)
Link Jarrett	SS	Colorado Rockies	22nd (602)
Colby Weaver	OF	Atlanta Braves	41st (1151)
Jack Niles	3B	New York Mets	Free Agent

1995

Jonathan Johnson*	P	Texas Rangers	1st (7)
David Yocum	P	Los Angeles Dodgers	1st (20)
Doug Mientkiewicz*	1B	Minnesota Twins	5th (128)
Mike Martin, Jr.	C	San Diego Padres	9th (229)
Mickey Lopez*	2B	Milwaukee Brewers	13th (348)
Charlie Cruz	P	Atlanta Braves	13th (365)
Phil Olson	P	New York Mets	20th (553)
Mike Bell	P	Montreal Expos	20th (563)
Danny Kanell	P	New York Yankees	25th (702)
Randy Hodges	OF	Atlanta Braves	34th (953)

1996

Jeremy Morris	OF	San Diego Padres	9th (259)
Adam Faurot	3B-SS	Milwaukee Brewers	38th (1123)
Mike Davis	P	New York Mets	51st (1465)



SEMINOLES IN THE MLB DRAFT

1997

J.D. Drew*	OF	Philadelphia Phillies	1st (2)
Randy Choate*	P	New York Yankees	5th (169)
Jeremy Morris	OF	New York Yankees	8th (259)
Scott Zech	2B	Montreal Expos	14th (436)
Randy Niles	P	Oakland Athletics	20th (605)
Matt Woodward	1B	Seattle Mariners	31st (944)

1998

J.D. Drew*	OF	St. Louis Cardinals	1st (5)
Scott Proctor*	P	Los Angeles Dodgers	5th (156)
Jeremy Salazar	C	Philadelphia Phillies	19th (554)
Matt Woodward	1B	Seattle Mariners	24th (725)
Brian Cox	OF	Atlanta Braves	26th (791)

1999

Nick Stocks	P	St. Louis Cardinals	1st (36)
Matt Diaz*	OF	Tampa Bay Devil Rays	17th (505)
Marshall McDougall	IF	Boston Red Sox	26th (799)
Chris Chavez	P	Atlanta Braves	27th (834)
Kevin Cash*	IF	Toronto Blue Jays	Free Agent

2000

Marshall McDougall*	IF	Oakland Athletics	9th (270)
Mike Ziegler	P	Oakland Athletics	14th (420)
Jared Jones	OF	Seattle Mariners	16th (476)
Mike Smalley	P	Atlanta Braves	23rd (700)
Karl Jernigan	OF	Oakland Athletics	41st (1228)
John Halliday	1B	Chicago White Sox	Free Agent
Jon McDonald	P	Minnesota Twins	Free Agent

2001

Chris Smith	P	Baltimore Orioles	1st (7)
John-Ford Griffin*	OF	New York Yankees	1st (23)
Karl Jernigan	OF	San Francisco Giants	22nd (676)
Justin Lord	P	Kansas City Royals	Free Agent
Brent Pearson	P	Pittsburgh Pirates	Free Agent

2002

Matt Lynch	P	San Diego Padres	7th (205)
Robby Read	P	Philadelphia Phillies	7th (209)
Ryan Barthelemy	IF	Philadelphia Phillies	10th (299)
Nick Rogers	OF	Oakland Athletics	Free Agent

2003

Tony Richie	C	Chicago Cubs	4th (103)
Blake Balkcom	OF	Anaheim Angels	5th (150)
Trent Peterson	P	Oakland Athletics	5th (152)
Matt Lynch	P	Oakland Athletics	10th (302)
Daniel Davidson*	P	Anaheim Angels	13th (390)
Tony McQuade	OF	Chicago Cubs	15th (433)
Marc LaMacchia	P	Texas Rangers	21st (616)
Daniel Hodges	P	Philadelphia Phillies	26th (775)

2004

Stephen Drew*	SS	Arizona Diamondbacks	1st (15)
Eddy Martinez-Esteve	OF	San Francisco Giants	2nd (70)
Rhett James	P	Florida Marlins	20th (608)
Bryan Zech	2B	New York Mets	24th (704)
Eddie Cannon	P	Toronto Blue Jays	44th (1317)

2005

Kevin Lynch	P	Anaheim Angels	26th (793)
Aaron Cheesman	C	Philadelphia Phillies	29th (877)
Barret Browning	P	Colorado Rockies	38th (1137)

2006

Shane Robinson*	OF	St. Louis Cardinals	5th (166)
Tyler Chambliss	P	Kansas City Royals	11th (317)
Barret Browning	P	Anaheim Angels	28th (852)
Luke Tucker	P	Toronto Blue Jays	39th (1170)
Ryne Malone	3B	Chicago Cubs	49th (1459)

2007

Tony Thomas, Jr.	2B	Chicago Cubs	3rd (97)
Mark Gildea	OF	Washington Nationals	9th (280)
Mark Hallberg	SS	Arizona Diamondbacks	9th (283)
Bryan Henry	P	Arizona Diamondbacks	12th (373)
Ryan Strauss	P	Minnesota Twins	35th (1077)
Danny Rosen	P	Arizona Diamondbacks	41st (1226)
Jack Rye	OF	San Francisco Giants	46th (1355)
Brandon Reichert	1B	Colorado Rockies	49th (1418)

2008

Buster Posey*	C	San Francisco Giants	1st (5)
Tony Delmonico	SS	Los Angeles Dodgers	6th (187)
Ryan Strauss	P	Chicago White Sox	9th (270)
Jack Rye	OF	New York Yankees	13th (410)
Dennis Guinn	1B	Texas Rangers	17th (513)
Elih Villanueva*	P	Florida Marlins	27th (808)
Matt Fairrel	P	Cincinnati Reds	35th (1049)

2009

D'Vontrey Richardson	OF	Milwaukee Brewers	5th (166)
Jason Stidham	2B	St. Louis Cardinals	8th (249)
Jimmy Marshall	P	Los Angeles Dodgers	23rd (697)

2010

John Gast	P	St. Louis Cardinals	6th (199)
Geoff Parker	P	Colorado Rockies	9th (290)
Tyler Holt	OF	Cleveland Indians	10th (300)
Stephen Cardullo	SS	Arizona Diamondbacks	24th (721)
Taiwan Easterling	OF	Florida Marlins	31st (937)
Mike McGee	OF	Arizona Diamondbacks	41st (1231)

2011

Sean Gilmartin	P	Atlanta Braves	1st (28)
Mike McGee	OF	Seattle Mariners	15th (453)
Rafael Lopez	C	Chicago Cubs	16th (489)
Daniel Bennett	P	Detroit Tigers	19th (587)
James Ramsey	OF	Minnesota Twins	22nd (688)
Taiwan Easterling	OF	Chicago Cubs	27th (819)
Robby Scott	P	Boston Red Sox	Free Agent

Unless otherwise noted, players were drafted during the June Regular Draft

**Played MLB*

FSU'S FIRST ROUND DRAFT CHOICES

PLAYER, POSITION	YEAR DRAFTED	TEAM
Jim Lyttle, OF	1966	New York (AL)
Tom Cook, C	1968	Oakland
Terry Kennedy, C	1977	St. Louis
Jeff Ledbetter, OF	1982	Boston
Luis Alicea, 2B	1986	St. Louis
Eduardo Perez, 1B/OF	1991	California
Chris Roberts, P/OF	1992	New York (NL)
Kenny Felder, OF	1992	Milwaukee
John Wasdin, P	1993	Oakland
Paul Wilson, P	1994	New York (NL)
Jonathan Johnson, P	1995	Texas
David Yocum, P	1995	Los Angeles
J.D. Drew, OF	1997	Philadelphia
J.D. Drew, OF	1998	St. Louis
Nick Stocks, P	1999	St. Louis
John-Ford Griffin, OF	2001	New York (AL)
Stephen Drew, SS	2004	Arizona
Buster Posey, C	2008	San Francisco
Sean Gilmartin, P	2011	Atlanta




SEMINOLES IN THE MAJORS




LUIS ALICEA

Full Name: Luis Rene (DeJesus) Alicea
Born: July 29, 1965, Santurce, PR
Height: 5-9 **Weight:** 177
Throws: Right **Bats:** Switch Hitter
Debut: April 23, 1988





ROGER BAILEY

Full Name: Charles Roger Bailey
Born: October 3, 1970, Chattahoochee, FL
Height: 6-1 **Weight:** 180
Throws: Right **Bats:** Right
Debut: April 27, 1995



GUILLERMO BONILLA

Full Name: Juan Guillermo Bonilla
Born: February 12, 1955, Santurce, PR
Height: 5-9 **Weight:** 170
Throws: Right **Bats:** Right
Debut: April 9, 1981




RAFAEL BOURNIGAL

Full Name: Rafael Antonio Bournigal
Born: May 12, 1966, Azua, DR
Height: 5-11 **Weight:** 165
Throws: Right **Bats:** Right
Debut: September 1, 1992




CHRIS BROCK

Full Name: Terrance Christopher Brock
Born: February 5, 1970, Orlando, FL
Height: 6-0 **Weight:** 175
Throws: Right **Bats:** Right
Debut: June 11, 1997




RANDY BROWN

Full Name: Edwin Randolph Brown
Born: August 29, 1944, Leesburg, FL
Height: 5-7 **Weight:** 170
Throws: Right **Bats:** Left
Debut: September 11, 1969




KEVIN CASH

Full Name: Kevin Forrest Cash
Born: December 6, 1977, Tampa, FL
Height: 6-0 **Weight:** 185
Throws: Right **Bats:** Right
Debut: September 6, 2002




RON CASH

Full Name: Ronald Forrest Cash
Born: November 20, 1949, Atlanta, GA
Height: 6-0 **Weight:** 180
Throws: Right **Bats:** Right
Debut: September 4, 1973




RANDY CHOATE

Full Name: Randol Doyle Choate
Born: September 5, 1975, San Antonio, TX
Height: 6-3 **Weight:** 180
Throws: Left **Bats:** Left
Debut: July 1, 2000




DANIEL DAVIDSON

Full Name: Daniel Davidson
Born: January 8, 1981, Panama City, FL
Height: 6-4 **Weight:** 210
Throws: Left **Bats:** Left
Debut: April 19, 2009




TIM DAVIS

Full Name: Timothy Howard Davis
Born: July 14, 1970, Marianna, FL
Height: 5-11 **Weight:** 165
Throws: **Left Bats:** Left
Debut: April 4, 1994




MATT DIAZ

Full Name: Matthew E. Diaz
Born: March 3, 1978, Portland, OR
Height: 6-1 **Weight:** 206
Throws: Right **Bats:** Right
Debut: July 19, 2003




J.D. DREW

Full Name: David Jonathan Drew
Born: November 20, 1975, Valdosta, GA
Height: 6-1 **Weight:** 195
Throws: Right **Bats:** Left
Debut: September 8, 1998
Comments: 2008 All-Star MVP




STEPHEN DREW

Full Name: Stephen Oris Drew
Born: March 16, 1983, Valdosta, GA
Height: 6-1 **Weight:** 185
Throws: Right **Bats:** Left
Debut: July 15, 2006



MATT DUNBAR

Full Name: Matthew Marshall Dunbar
Born: October 15, 1968, Tallahassee, FL
Height: 6-0 **Weight:** 170
Throws: Left **Bats:** Left
Debut: April 25, 1995



CRAIG EATON

Full Name: Craig Eaton
Born: September 7, 1954, Glendale, OH
Height: 5-11 **Weight:** 175
Throws: Right **Bats:** Right
Debut: September 5, 1979






SEMINOLES IN THE MAJORS




BIEN FIGUEROA

Full Name: Bienvenido Figueroa
Born: February 7, 1964, Santo Domingo, DR
Height: 5-10 **Weight:** 170
Throws: Right **Bats:** Right
Debut: May 17, 1992




JONATHAN JOHNSON

Full Name: Jonathan Kent Johnson
Born: July 16, 1974, LaGrange, GA
Height: 6-0 **Weight:** 180
Throws: Right **Bats:** Right
Debut: September 27, 1998




GAR FINNVOLD

Full Name: Anders Gar Finnvold
Born: March 11, 1968, Boynton Beach, FL
Height: 6-5 **Weight:** 195
Throws: Right **Bats:** Right
Debut: May 10, 1994



HUNTER JONES

Full Name: David Hunter Jones
Born: January 10, 1984, Palm Beach Gardens, FL
Height: 6-4 **Weight:** 235
Throws: Left **Bats:** Left
Debut: April 20, 2009




MIKE FUENTES

Full Name: Michael Jay Fuentes
Born: July 11, 1958, Miami, FL
Height: 6-3 **Weight:** 190
Throws: Right **Bats:** Right
Debut: September 2, 1983




TERRY KENNEDY

Full Name: Terrance Edward Kennedy
Born: June 4, 1956, Euclid, OH
Height: 6-3 **Weight:** 220
Throws: Right **Bats:** Left
Debut: September 4, 1978




MARK GILBERT

Full Name: Mark David Gilbert
Born: August 22, 1956, Atlanta, GA
Height: 6-0 **Weight:** 175
Throws: Right **Bats:** Switch Hitter
Debut: July 21, 1985



RICK LANGFORD

Full Name: James Rick Langford
Born: March 20, 1952, Farmville, VA
Height: 6-0 **Weight:** 180
Throws: Right **Bats:** Right
Debut: June 13, 1976



JEFF GRAY

Full Name: Jeffery Edward Gray
Born: April 10, 1963, Richmond, VA
Height: 6-1 **Weight:** 175
Throws: Right **Bats:** Right
Debut: June 21, 1988



RICHIE LEWIS

Full Name: Richie Todd Lewis
Born: January 25, 1966, Muncie, IN
Height: 5-10 **Weight:** 175
Throws: Right **Bats:** Right
Debut: July 31, 1992




JOHN-FORD GRIFFIN

Full Name: John-Ford David Griffin
Born: November 19, 1979, Sarasota, FL
Height: 6-2 **Weight:** 215
Throws: Left **Bats:** Left
Debut: September 6, 2005



CARLOS LEZCANO

Full Name: Carlos Manuel(Rubio) Lezcano
Born: September 30, 1955, Arecibo, PR
Height: 6-2 **Weight:** 185
Throws: Right **Bats:** Right
Debut: April 10, 1980




JOHNNY GRUBB

Full Name: John Maywood Grubb, Jr.
Born: August 4, 1948, Richmond, VA
Height: 6-3 **Weight:** 188
Throws: Right **Bats:** Left
Debut: September 10, 1972




MICKEY LOPEZ

Full Name: Raymond Michael Lopez
Born: November 17, 1973, Miami, FL
Height: 5-9 **Weight:** 170
Throws: Right **Bats:** Switch Hitter
Debut: September 6, 2004



DICK HOWSER

Full Name: Richard Dalton Howser
Born: May 14, 1936, Miami, FL
Died: June 17, 1987, Kansas City, MO
Height: 5-8 **Weight:** 155
Throws: Right **Bats:** Right
Debut: April 11, 1961



MIKE LOYND

Full Name: Michael Wallace Loynd
Born: March 26, 1964, Saint Louis, MO
Height: 6-4 **Weight:** 210
Throws: Right **Bats:** Right
Debut: July 24, 1986



Comments: 1961 American League Rookie-of-the-Year



SEMINOLES IN THE MAJORS

**JIM LYTTLE**


Full Name: James Lawrence Lyttle
Born: May 20, 1946, Hamilton, OH
Height: 6-0 **Weight:** 186
Throws: Right **Bats:** Left
Debut: May 17, 1969

**MARSHALL MCDUGALL**

Full Name: Marshall James McDougall
Born: December 19, 1978, Jacksonville, FL
Height: 6-1 **Weight:** 200
Throws: Right **Bats:** Right
Debut: June 7, 2005

**DOUG MIENTKIEWICZ**

Full Name: Douglas Andrew Mientkiewicz
Born: June 19, 1974, Toledo, OH
Height: 6-2 **Weight:** 200
Throws: Right **Bats:** Left
Debut: September 18, 1998
Comments: 2001 Gold glove award winner

**DAVE MOATES**


Full Name: David Allen Moates
Born: January 30, 1948, Great Lakes, IL
Height: 5-9 **Weight:** 163
Throws: Left **Bats:** Left
Debut: September 21, 1974

**JERRY NIELSEN**

Full Name: Gerald Arthur Nielsen
Born: August 5, 1966, Sacramento, CA
Height: 6-3 **Weight:** 185
Throws: Left **Bats:** Left
Debut: July 12, 1992

**DANNY O'BRIEN**

Full Name: Daniel Jogues O'Brien
Born: April 22, 1954, Saint Petersburg, FL
Height: 6-4 **Weight:** 215
Throws: Right **Bats:** Right
Debut: September 4, 1978

**PAT OSBURN**


Full Name: Larry Patrick Osburn
Born: May 4, 1949, Murray, KY
Height: 6-4 **Weight:** 195
Throws: Left **Bats:** Left
Debut: April 13, 1974

**EDUARDO PEREZ**


Full Name: Eduardo Atanasio Perez
Born: September 11, 1969, Cincinnati, OH
Height: 6-4 **Weight:** 215
Throws: Right **Bats:** Right
Debut: July 27, 1993





Buster Posey, San Francisco Giants
 2010 World Series Champions

**BUSTER POSEY**


Full Name: Gerald Demp Posey
Born: March 27, 1987, Leesburg, GA
Height: 6-1 **Weight:** 205
Throws: Right **Bats:** Right
Debut: September 11, 2009
Comments: 2010 NL Rookie of the Year

**SCOTT PROCTOR**


Full Name: Scott Christopher Proctor
Born: January 2, 1977, Stuart, FL
Height: 6-1 **Weight:** 198
Throws: Right **Bats:** Right
Debut: April 20, 2004

**JODY REED**

Full Name: Jody Eric Reed
Born: July 26, 1962, Tampa, FL
Height: 5-9 **Weight:** 165
Throws: Right **Bats:** Right
Debut: September 12, 1987

**KENNY ROBINSON**

Full Name: Kenneth Neal Robinson
Born: November 3, 1969, Barberton, OH
Died: February 28, 1999, Tucson, AZ
Height: 5-7 **Weight:** 175
Throws: Right **Bats:** Right
Debut: July 20, 1995


**SHANE ROBINSON**

Full Name: Shane M. Robinson
Born: October 30, 1984, Tampa, FL
Height: 5-9 **Weight:** 160
Throws: Right **Bats:** Left
Debut: May 7, 2009






SEMINOLES IN THE MAJORS



MARC RONAN

Full Name: Edward Marcus Ronan
Born: September 19, 1969, Ozark, AL
Height: 6-2 **Weight:** 190
Throws: Right **Bats:** Left
Debut: September 21, 1993




LARRY ROTHSCHILD

Full Name: Lawrence Lee Rothschild
Born: March 12, 1954, Chicago, IL
Height: 6-2 **Weight:** 180
Throws: Right **Bats:** Left
Debut: September 11, 1981
Comments: Manager Tampa Bay 1998-2001




DEION SANDERS

Full Name: Deion Luyynn Sanders
Born: August 9, 1967, Fort Myers, FL
Height: 6-1 **Weight:** 195
Throws: Left **Bats:** Left
Debut: May 31, 1989




MAC SCARCE

Full Name: Guerrant McCurdy Scarce
Born: April 8, 1949, Danville, VA
Height: 6-3 **Weight:** 200
Throws: Left **Bats:** Left
Debut: July 10, 1972




CRAIG SKOK

Full Name: Craig Richard Skok
Born: September 1, 1947, Dobbs Ferry, NY
Height: 6-0 **Weight:** 190
Throws: Left **Bats:** Right
Debut: May 4, 1973



PAUL SORRENTO

Full Name: Paul Anthony Sorrento
Born: November 17, 1965, Somerville, MA
Height: 6-2 **Weight:** 200
Throws: Right **Bats:** Left
Debut: September 8, 1989



KEN SUAREZ

Full Name: Kenneth Raymond Suarez
Born: April 12, 1943, Tampa, FL
Height: 5-9 **Weight:** 175
Throws: Right **Bats:** Right
Debut: April 14, 1966



JEFF TAM

Full Name: Jeffrey Eugene Tam
Born: August 19, 1970, Fullerton, CA
Height: 6-1 **Weight:** 202
Throws: Right **Bats:** Right
Debut: June 30, 1998




BRUCE TANNER

Full Name: Bruce Matthew Tanner
Born: December 9, 1961, New Castle, PA
Height: 6-3 **Weight:** 220
Throws: Right **Bats:** Left
Debut: June 12, 1985




STAN THOMAS

Full Name: Stanley Brown Thomas
Born: July 11, 1949, Rumford, ME
Height: 6-2 **Weight:** 185
Throws: Right **Bats:** Right
Debut: July 5, 1974



ELIH VILLANUEVA

Full Name: Elih Christopher Villanueva
Born: July 27, 1986, Miami, FL
Height: 6-2 **Weight:** 235
Throws: Right **Bats:** Right
Debut: June 15, 2011



JOHN WASDIN

Full Name: John Truman Wasdin
Born: August 5, 1972, Fort Belvoir, VA
Height: 6-2 **Weight:** 190
Throws: Right **Bats:** Right
Debut: August 24, 1995




JIM WEAVER

Full Name: James Francis Weaver
Born: October 10, 1959, Kingston, NY
Height: 6-3 **Weight:** 190
Throws: Left **Bats:** Left
Debut: April 10, 1985



PAUL WILSON

Full Name: Paul Anthony Wilson
Born: March 28, 1973, Orlando, FL
Height: 6-5 **Weight:** 235
Throws: Right **Bats:** Right
Debut: April 4, 1996



WOODY WOODWARD

Full Name: William Frederick Woodward
Born: September 23, 1942, Miami, FL
Height: 6-2 **Weight:** 185
Throws: Right **Bats:** Right
Debut: September 9, 1963





MEDIA INFORMATION

FSU MEDIA INFORMATION

Florida State Assistant Sports Information Director Jason Leturmy can assist you with any requests or questions regarding the Seminoles' 2012 baseball program, almanac, coaches or student-athletes.

Jason Leturmy

Florida State Assistant SID/Baseball
(850) 644-3920 – office
(850) 228-7568 – cell
Email: jleturmy@fsu.edu

Mailing address:

FSU Sports Information
PO Drawer 2195, Tallahassee, FL 32316

Shipping address:

FSU Sports Information
403 Stadium Dr. West Room D0107, Tallahassee, FL 32306

CREDENTIAL REQUESTS

Press credentials are issued to members of the working media in the form of both season and game-by-game passes. All working press – print, digital, radio and television – should submit requests at their earliest opportunity prior to game day. Requests can be submitted in writing to the address above, or by emailing Jason Leturmy (jleturmy@fsu.edu). Credentials can be picked up in the Florida State Sports Information Office on the second floor of the Moore Athletic Center, or at the Will Call ticket window on the first base side of Dick Howser Stadium on game days only.

PARKING

There is no designated media parking for Florida State baseball games. Parking is available in the university lots around Dick Howser Stadium on a first-come, first-serve basis. All media are encouraged to arrive as early as possible to avoid parking problems. Legally parked cars will not be ticketed on game days, beginning two hours prior to first pitch.

PHOTOGRAPHERS

In accordance with NCAA rules and regulations, all photographers and videographers are required to shoot from within the designated areas inside the playing field area. Only credential-holding photographers and videographers will be admitted to shoot in those designated areas. These areas are marked just inside the gates adjacent to the home and visitors' dugouts. Photographers and videographers are asked not to restrict the view of fans.

PHONE LINES

Florida State provides one phone line for the visiting team's radio booth located in the press box, behind home plate. Phone lines can be used to make local calls only. Florida State has only one active phone line in the main press box at Dick Howser Stadium, but does provide high speed internet connections. Media members are encouraged to bring their own ethernet cables. A limited supply will be made available in the press box on a first-come, first-serve basis.



SPORTS INFORMATION DIRECTORY



Jason Leturmy
Assistant SID/Baseball



Elliott Finebloom
SID/Assistant AD



Chuck Walsh
Deputy SID



Kerwin Lonzo
Associate SID



Bob Thomas
Associate SID



Zach Stipe
Assistant SID



Steve Stone
Assistant SID



Maryjane Gardner
Program Associate



Christa Salerno
SID Assistant

DIGITAL MEDIA DIRECTORY



Ryan Pensy
Director



Scott Kotick
Assistant Director



Layne Herdt
Video Producer



Brandon Mellor
Senior Writer



MEDIA INFORMATION

PLAYERS AND COACHES INTERVIEWS

All player and coach interviews must be arranged through Jason Leturmy in the Florida State Sports Information at (850) 644-3920 or via email at jleturmy@fsu.edu. Florida State coaches and players will be made available to the media at Dick Howser Stadium prior to practices on weekdays.

On game days, FSU coach Mike Martin and requested players will be made available at the conclusion of each game, following a 10-minute cooling off period. Martin will meet with the media in the first base dugout immediately after addressing the team. Requested FSU players will be escorted to the field or a pre-designated interview area by a member of the sports information staff after Martin's interview is completed. All media interviews with players and coaches must be conducted at these times, unless previously arranged through the sports information office. Player contact information will not be shared and interviews outside the established parameters are prohibited. Players are not to be contacted through the use of Twitter and Facebook.

FSU ON THE WEB

All the game stories, updated stats, weekly releases, photo galleries, live stat links and Seminole baseball news is available 24 hours a day, seven days a week at www.seminoles.com, the official athletic website for Florida State University.

FSU baseball followers active in the social media sphere can tap into up-to-the-moment information by following Seminole.com and FSU Baseball on Twitter, Facebook and YouTube, or follow in-game coverage through Gametracker.

SEMINOLES.COM

Official iPhone & Android Apps

Search for Florida State Sports
Everything you need as a fan:
 > Headlines & news updates
 > Live game scoring with player/team stats & play-by-play
 > On-demand video
 > Upcoming schedules
 > Rosters & More
Free Download:

Seminole.com/AllAccess

> Live video streams of over 20 home games
 > Live audio streams for every game
 > Pre-game previews
 > Post-game recaps
 > Player features & more
 Video presented by:

Shop.Seminole.com

The Official Online Store of Florida State Athletics
 > The largest selection of FSU merchandise online
 > \$4.99 3-Day Delivery - Any size order!
 > Easy 365-Day Returns
 > A portion of proceeds benefit Seminole Athletics

Find us on
Facebook
Facebook.com/FSUSeminole

FOLLOW US ON
twitter
@FSU_Baseball
@Seminole.com

**THE OFFICIAL ATHLETIC SITE OF
FLORIDA STATE UNIVERSITY**



THE LEE BOWEN RADIO BOOTH

Lee Bowen (1957-2004)

For 15 years, Lee Bowen served as the voice of the Florida State Seminoles. From Marshall McDougall's record-setting six home run game at Maryland to numerous NCAA postseason appearances, Lee Bowen was Seminole baseball.

Bowen called the action for over 1,000 Florida State baseball games over his 15-year career, including 26 from the College World Series. He was behind the microphone for more than 100 Seminole NCAA postseason games.

He was a one-man show on the road, calling the action from as far as away as Hawaii and California. At home, Bowen teamed with longtime partner Jim Crosby as the many fans sitting at Dick Howser Stadium would listen in as they watched the ballgames. Bowen traveled with the team to the College World Series in Omaha eight times, including the 1999 CWS in which Florida State defeated Stanford in extra innings to advance to the national championship game.

Over his last five years, Bowen was joined in the radio booth by his wife Adrienne. The two were married on June 27, 1999 and Adrienne would often accompany her husband on Seminole baseball road trips.

Bowen, who was instrumental in getting all Florida State baseball games on the radio, also served as the broadcast coordinator for football and men's basketball on FSU's radio network. He began his career as a statistician on the network after he came to Tallahassee from the Burlington Indians of the Appalachian League, where he called play-by-play for the rookie league team.





MEDIA INFORMATION

RADIO

Florida State's flagship radio stations, WNLS 1270 The Team and WFLA 100.7, will broadcast every inning of Seminole Baseball in 2011. WNLS-AM will air Florida State baseball for the 31st consecutive season, with WFLA-FM carrying every Saturday and Sunday game for a fifth consecutive year. From opening day on February 17 to all the ACC and NCAA Tournament action beginning in May, Tom Block and Eric Luallen will bring you the pitch-by-pitch action for the sixth year in a row. For out of town fans, radio broadcasts for all FSU games, both home and away, will be carried live on the official site for Florida State athletics at www.seminoles.com.



TELEVISION/INTERNET

Florida State's rich baseball tradition will once again attract live coverage from cable television networks throughout the Southeast. The Seminoles' strong baseball tradition and Atlantic Coast Conference schedule make Florida State no stranger to television exposure. As part of ESPN's new 12-year agreement with the ACC, ESPNU will televise nine consecutive weeks of ACC Olympic sporting events on Mondays at 7 p.m. including six baseball games. Seminole baseball will also be featured throughout the year on ESPN3.com and Seminoles All-Access.



THE MIKE MARTIN SHOW

Beginning in February and airing for 15 consecutive weeks, "The Mike Martin Show" provides Seminole fans with recaps of the past week's action, player features and a behind the scenes look at the coach and his nationally-acclaimed baseball program. Hosted by Associate Athletics Director for Communications Rob Wilson and supervised by Jim Garbarino with Seminole Productions, the 30-minute show airs statewide on Sun Sports and locally on Fox 49. Jim Garbarino and Seminole Productions have won numerous awards for their work with Florida State baseball. In 2005 and 2006, Seminole Productions won the Golden Matrix Award for the content appearing on Seminole Vision screens, which was voted tops in the nation among all universities by members of the NFL, NBA, MLB, NHL and other In-Game Entertainment professionals. Over the last few years alone, the Seminole Production's staff has won over 60 National Awards including Aurora's, Telly's, and Communicator's and even an Emmy Nomination. The Mike Martin Show and Jim Garbarino have been recognized for exceeding industry standards in the shows' production.



Eric Luallen & Tom Block
Voices of Seminole Baseball

SEMINOLE PRODUCTIONS STAFF



Mark Rodin
Executive Director



Jim Garbarino
Associate Director



D.D. Garbarino
Producer



Jerry Tootle
Producer



Eric Frey
Live Event Coordinator

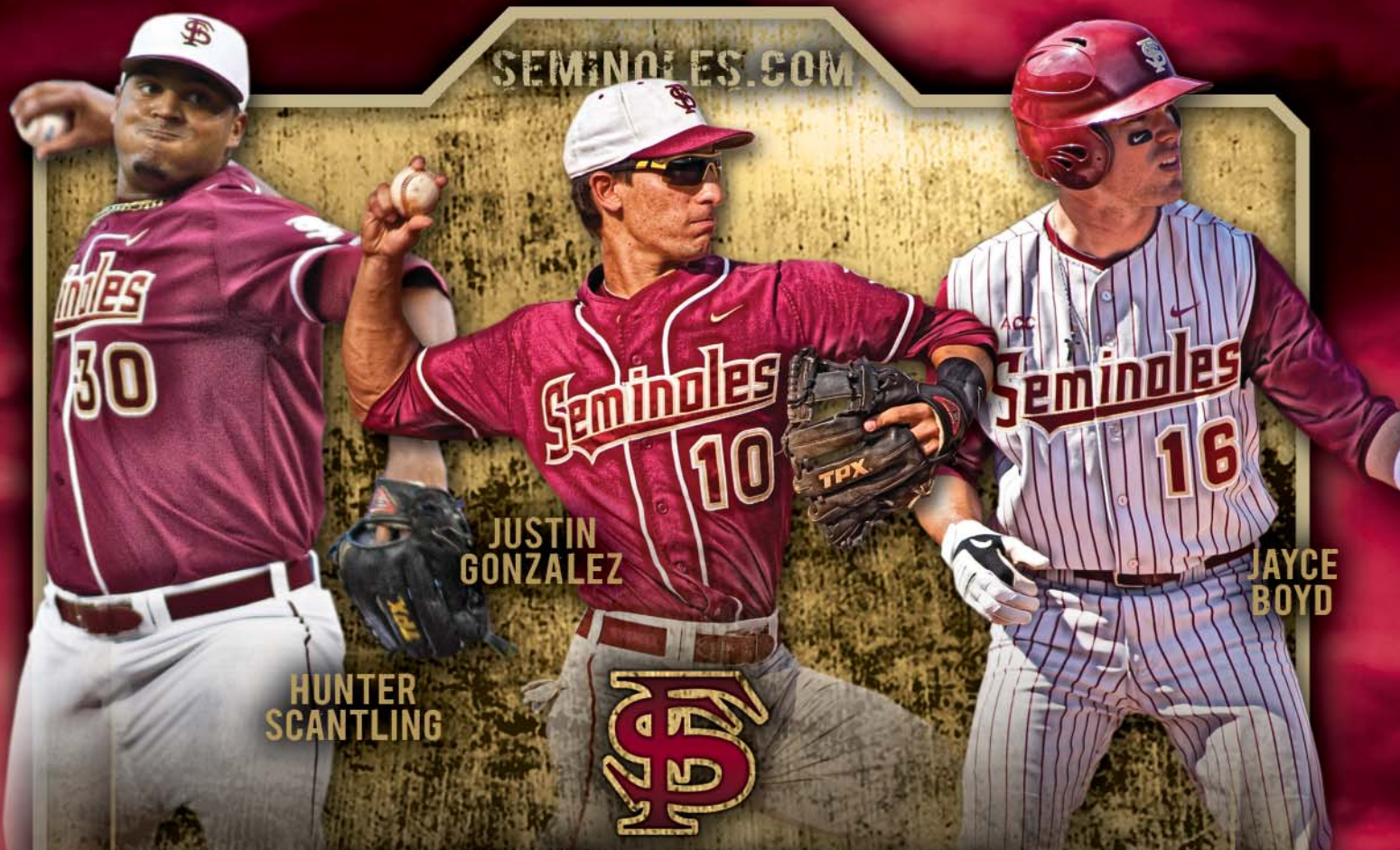


Greg Christopher
Producer

**SEMINOLE
SPORTS MAGAZINE**

SEMINOLES.COM





HUNTER SCANTLING

JUSTIN GONZALEZ

JAYCE BOYD



2012 SCHEDULE

Fri	2/17	Hofstra	4 PM	Sun	4/8	at Georgia Tech *	1 PM
Sat	2/18	Hofstra	2 PM	Tue	4/10	Florida (TV: ESPN3)	6 PM
Sun	2/19	Hofstra	1 PM	Fri	4/13	at Boston College *	2:30 PM
Tue	2/21	Jacksonville	4 PM	Sat	4/14	at Boston College *	1:30 PM
Fri	2/24	FIU	4 PM	Sun	4/15	at Boston College *	1 PM
Sat	2/25	FIU	2 PM	Wed	4/18	North Georgia College	6 PM
Sun	2/26	FIU	1 PM	Fri	4/20	Miami * (TV: ESPN3)	6 PM
Wed	2/29	vs. Philadelphia Phillies X	1:05 PM	Sat	4/21	Miami * (TV: ESPN3)	6 PM
Fri	3/2	Maine	4 PM	Sun	4/22	Miami *	12:30 PM
Sat	3/3	Maine	2 PM	Fri	4/27	Rhode Island	6 PM
Sun	3/4	Maine	1 PM	Sat	4/28	Rhode Island	6 PM
Tue	3/6	at UCF	6:30 PM	Sun	4/29	Rhode Island	1 PM
Wed	3/7	at UCF	6:30 PM	Wed	5/2	at Jacksonville	6 PM
Fri	3/9	at Duke *	6 PM	Sat	5/5	Maryland * (TV: RSN)	1 PM
Sat	3/10	at Duke *	2 PM	Sun	5/6	Maryland *	2 PM
Sun	3/11	at Duke *	1 PM	Mon	5/7	Maryland * (TV: ESPN3)	7 PM
Tue	3/13	at Florida	7 PM	Tue	5/8	at Stetson	6:30 PM
Sat	3/17	Virginia * (TV: ESPN3)	8 PM	Wed	5/9	at Stetson	4 PM
Sun	3/18	Virginia * (TV: ESPN3)	2 PM	Sat	5/12	at Clemson * (TV: ESPN3)	6:30 PM
Mon	3/19	Virginia * (TV: ESPN3)	7 PM	Sun	5/13	at Clemson * (TV: ESPN3)	6:30 PM
Tue	3/20	Stetson	6 PM	Mon	5/14	at Clemson * (TV: ESPN3)	6 PM
Wed	3/21	Stetson	4 PM	Thu	5/17	NC State *	6 PM
Fri	3/23	at Wake Forest *	6 PM	Fri	5/18	NC State *	6 PM
Sat	3/24	at Wake Forest *	4 PM	Sat	5/19	NC State *	1 PM
Sun	3/25	at Wake Forest *	1 PM	Wed-Sun	5/23-27	at ACC Tournament # (TV: RSN/ESPN2)	TBA
Tue	3/27	vs. Florida ^	7 PM	Fri-Mon	6/1-4	at NCAA Regional	TBA
Fri	3/30	Virginia Tech *	6 PM	Fri-Mon	6/8-11	at NCAA Super Regional	TBA
Sat	3/31	Virginia Tech *	6 PM	Sat-Wed	6/15-26	at College World Series	TBA
Sun	4/1	Virginia Tech *	1 PM				
Tue	4/3	Florida Gulf Coast	6 PM				
Wed	4/4	Florida Gulf Coast	6 PM				
Fri	4/6	at Georgia Tech *	7 PM				
Sat	4/7	at Georgia Tech * (TV:ESPN3)	6 PM				

Home games in bold; X-Exhibition (Clearwater, Fla.); *-ACC game; ^-Baseball Grounds (Jacksonville, Fla.); #-Greensboro, N.C.; All dates and times (ET) subject to change.