

Nintendo Co., Ltd.

Fiscal Year Ended March 31, 2007

Supplementary Information about Earnings Release

[Note]

Forecasts announced by Nintendo Co., Ltd. herein are prepared based on management's assumptions with information available at this time and therefore involve known and unknown risks and uncertainties. Please note such risks and uncertainties may cause the actual results to be materially different from the forecasts (earnings forecast, dividend forecast and other forecasts).

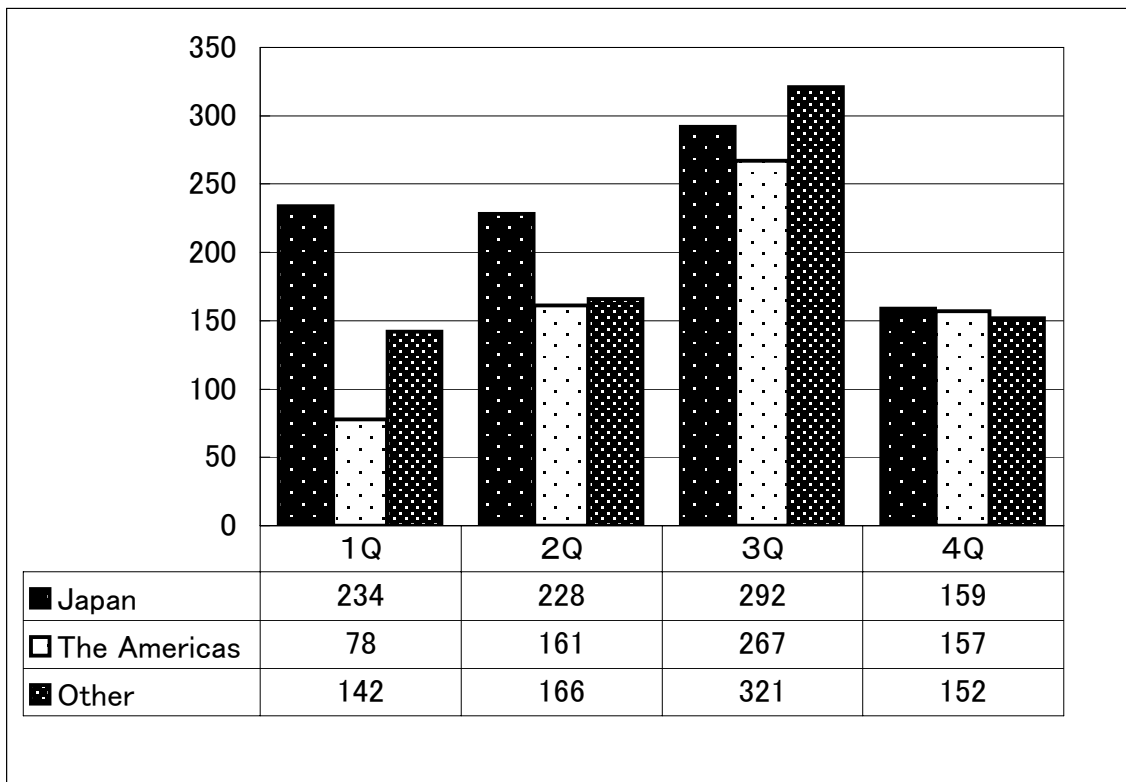
Quarterly Consolidated Statements of Income Transition

	FY3/2006					FY3/2007					million yen
	1Q	2Q	3Q	4Q	Total	1Q	2Q	3Q	4Q	Total	
Net sales	70,684	105,680	235,975	96,909	509,249	130,919	167,897	413,772	253,944	966,534	
Cost of sales	41,842	61,612	133,868	56,811	294,133	67,876	95,097	248,887	156,860	568,722	
Gross margin	28,842	44,068	102,106	40,098	215,115	63,043	72,799	164,884	97,084	397,812	
(Gross margin ratio)	(40.8%)	(41.7%)	(43.3%)	(41.4%)	(42.2%)	(48.2%)	(43.4%)	(39.8%)	(38.2%)	(41.2%)	
Selling, general, and administrative expenses	25,087	28,209	38,936	32,532	124,766	34,241	34,489	64,362	38,694	171,787	
Operating income	3,754	15,858	63,170	7,565	90,349	28,802	38,309	100,521	58,390	226,024	
(Operating income ratio)	(5.3%)	(15.0%)	(26.8%)	(7.8%)	(17.7%)	(22.0%)	(22.8%)	(24.3%)	(23.0%)	(23.4%)	
Other income	17,724	19,618	26,925	6,628	70,897	7,708	20,249	25,835	10,036	63,830	
(of which foreign exchange gains)	(11,405)	(12,745)	(21,075)	(289)	(45,515)	(-)	(10,057)	(16,011)	(-327)	(25,741)	
Other expenses	92	39	225	129	487	3,840	-3,446	320	301	1,015	
(of which foreign exchange losses)	(-)	(-)	(-)	(-)	(-)	(3,462)	(-3,462)	(-)	(-)	(-)	
Income before income taxes and extraordinary items	21,386	35,438	89,870	14,064	160,759	32,670	62,006	126,036	68,126	288,839	
(Income before income taxes and extraordinary items ratio)	(30.3%)	(33.5%)	(38.1%)	(14.5%)	(31.6%)	(25.0%)	(36.9%)	(30.5%)	(26.8%)	(29.9%)	
Extraordinary gains	1,978	2,592	2,317	471	7,360	6	246	794	434	1,482	
Extraordinary losses	1	250	3	1,393	1,648	123	-122	26	693	720	
Income before income taxes and minority interests	23,363	37,780	92,183	13,143	166,470	32,553	62,375	126,804	67,867	289,601	
Income taxes	9,258	15,283	36,633	6,962	68,138	17,012	23,589	49,244	25,500	115,348	
Minority interests	-10	-13	-10	-12	-46	-10	-8	-11	-7	-37	
Net income	14,115	22,510	55,560	6,192	98,378	15,551	38,793	77,571	42,374	174,290	
(Net income ratio)	(20.0%)	(21.3%)	(23.5%)	(6.4%)	(19.3%)	(11.9%)	(23.1%)	(18.7%)	(16.7%)	(18.0%)	

Consolidated Sales Units of "Nintendo DS" (FY3/2007)

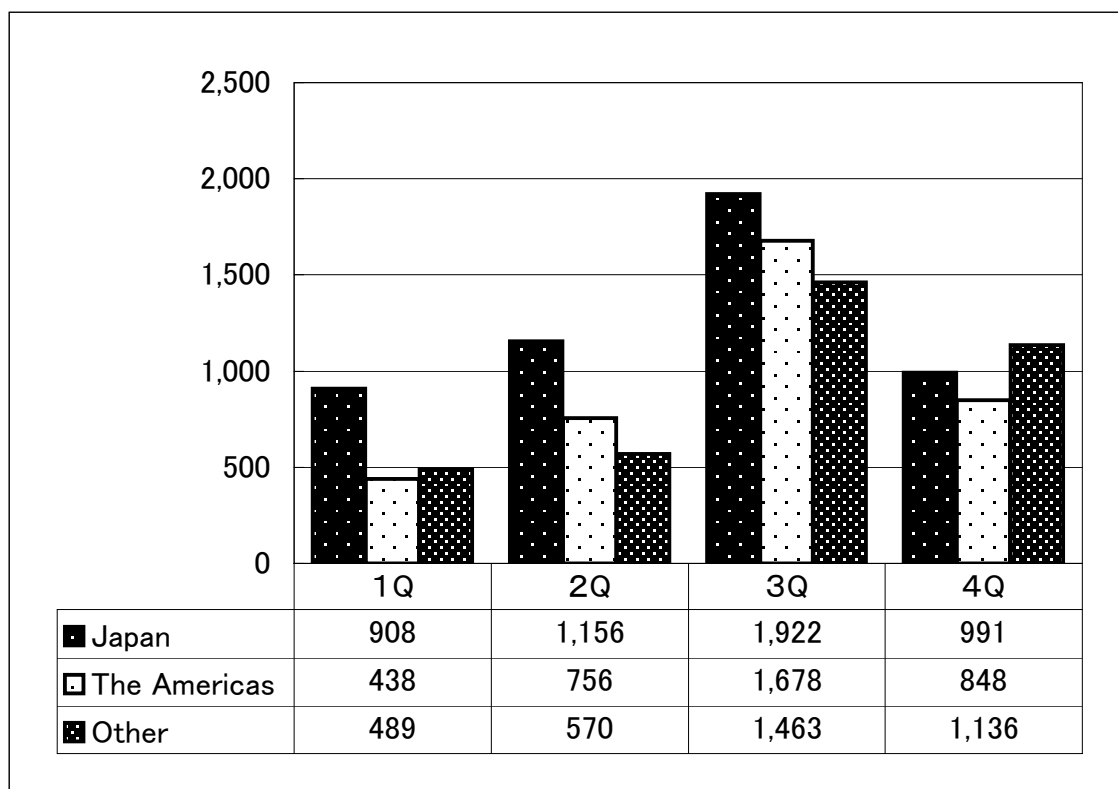
1. Hardware

units in ten thousands



2. Software

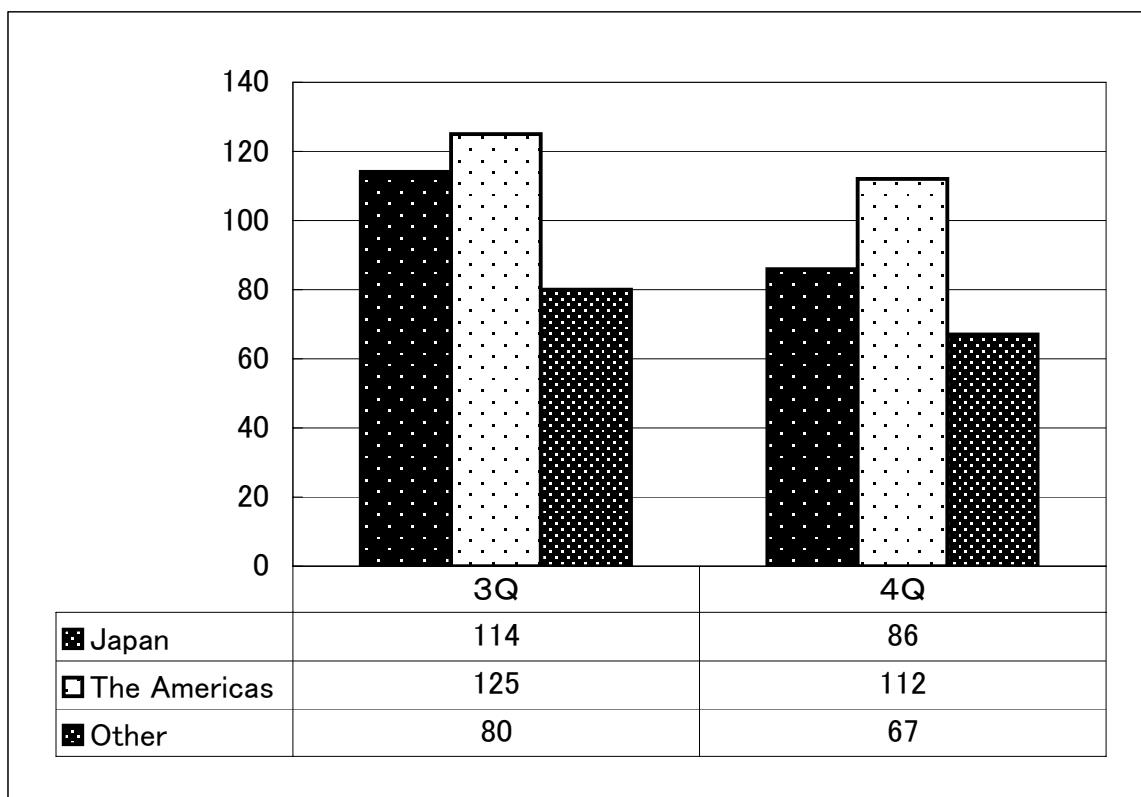
units in ten thousands



Consolidated Sales Units of "Wii" (FY3/2007)

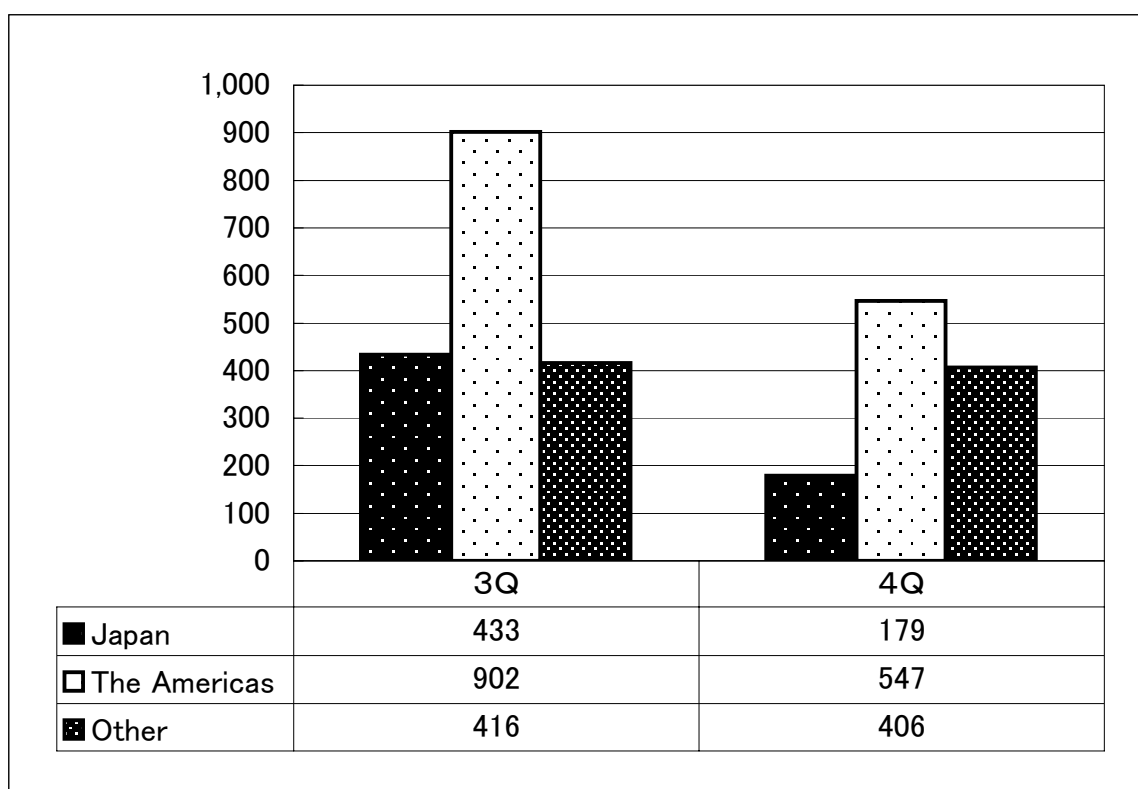
1. Hardware

units in ten thousands



2. Software

units in ten thousands



Consolidated Sales Transition by Regions

units in ten thousands

		FY3/2001	FY3/2002	FY3/2003	FY3/2004	FY3/2005	FY3/2006	FY3/2007	Life to date	
Japan										
Game Boy Advance	Hardware	106	492	408	315	234	100	11	1,666	
	<i>of which SP</i>			82	286	232	42	8	650	
	Software	271	1,024	1,693	1,712	1,554	728	255	7,236	
Nintendo DS	Hardware					212	478	912	1,602	
	<i>of which DS Lite</i>						58	890	948	
	Software					382	2,152	4,977	7,511	
Nintendo GameCube	Hardware		157	90	99	34	20	2	402	
	Software		406	633	850	509	298	44	2,741	
Wii	Hardware							200	200	
	Software							612	612	
Overseas										
Game Boy Advance	Hardware	The Americas		757	780	945	856	472	300	4,110
		<i>of which SP</i>			83	795	791	426	252	2,347
		Other	1	460	377	500	449	261	122	2,171
		<i>of which SP</i>			46	424	440	176	109	1,195
		Total	1	1,217	1,157	1,444	1,305	734	423	6,281
	<i>of which SP</i>			128	1,219	1,231	602	361	3,542	
	Software	The Americas		2,338	3,066	4,243	5,077	3,534	2,599	20,857
		Other	1	1,343	1,153	1,535	1,826	1,674	999	8,532
		Total	1	3,682	4,219	5,778	6,903	5,208	3,598	29,389
Nintendo DS	Hardware	The Americas					219	292	663	1,174
		<i>of which DS Lite</i>							641	641
		Other					95	376	781	1,252
		<i>of which DS Lite</i>							596	596
		Total					314	668	1,444	2,426
	<i>of which DS Lite</i>							1,238	1,238	
	Software	The Americas					475	1,608	3,720	5,803
		Other					192	1,235	3,658	5,085
		Total					667	2,843	7,377	10,887
Nintendo GameCube	Hardware	The Americas		222	291	272	261	172	63	1,281
		Other		1	194	132	98	44	8	476
		Total		223	485	403	358	216	71	1,756
	Software	The Americas		1,027	2,596	2,835	3,318	2,388	1,448	13,613
		Other		3	1,385	1,052	1,015	592	188	4,234
		Total		1,030	3,981	3,886	4,333	2,980	1,636	17,847
Wii	Hardware	The Americas							237	237
		Other							147	147
		Total							384	384
	Software	The Americas							1,449	1,449
		Other							823	823
		Total							2,271	2,271

[Note] The figures above are rounded to the nearest ten thousands.

**Million-Seller Titles of NINTENDO Products
FY3/2007**

units in ten thousands

Total	FY3/2007		Life-to-date
	of which		Total
	Japan	Overseas	

Game Boy Advance

Pokémon Mystery Dungeon: Red Rescue Team	153	0	153	220
Pokémon FireRed/LeafGreen	148	18	130	1,066
Pokémon Emerald	113	18	96	632

Nintendo DS

New Super Mario Bros.	950	446	504	950
Nintendogs	695	46	649	1,360
Brain Age: Train Your Brain in Minutes a Day	568	143	425	770
Pokémon Diamond/Pearl	521	517	4	521
Animal Crossing: Wild World	392	170	222	748
Mario Kart DS	281	99	182	703
Motto No wo Kitaeru Otona no DS Training	239	239	–	430
Pokémon Mystery Dungeon: Blue Rescue Team	227	0	227	303
Big Brain Academy	223	29	194	342
Yoshi's Island DS	188	58	130	188
Tetris DS	165	112	53	190
Kirby: Squeak Squad	160	106	54	160
English Training	155	100	55	250
Otona no Joshikiriyoku Training DS	146	146	–	146
Mario Hoops 3-on-3	130	49	81	130

Nintendo GameCube

The Legend of Zelda : Twilight Princess	132	7	125	132
---	------------	---	-----	------------

Wii

Wii Sports	527	143	384	527
The Legend of Zelda : Twilight Princess	327	56	271	327
Wii Play (Wii Remote bundled)	262	121	141	262
Wario Ware: Smooth Moves	169	72	97	169

[Note] Software units include quantity bundled with hardware.

Foreign Currency Transaction Information

		FY3/2007			
		1Q	2Q	3Q	4Q
Consolidated Net Sales in Foreign Currencies					
	U.S. Dollar	2.8 billion			
	Euro	1.7 billion			

		FY3/2007				Previous year
		1Q	2Q	3Q	4Q	
Average Exchange Rates						
	1 U.S. Dollar =	114.50	115.38	116.19	117.02	113.31
	1 Euro =	143.78	145.97	147.96	150.09	137.86

		FY3/2007			
		2006/6/30	2006/9/30	2006/12/31	2007/3/31
Balance of Assets in Major Foreign Currencies without Exchange Contract (Non-consolidated)					
	Cash and deposits (U.S.\$)	3,015	2,934	2,904	2,940
	Trade accounts receivable (U.S.\$)	190	499	977	779
	Cash and deposits (Euro)	928	752	968	693
	Trade accounts receivable (Euro)	219	271	531	522

[Note] Trade accounts payable (U.S.\$) as of Dec. 31, 2006: US\$287 million, and as of Mar. 31, 2007: US\$ 238 million.

		FY3/2007			
		1Q	2Q	3Q	4Q
Purchases in U.S. Dollars		1.2 billion			

		FY3/2007				Previous year
		2006/6/30	2006/9/30	2006/12/31	2007/3/31	
Exchange Rates						
	1U.S.\$ =	115.24	117.90	119.11	118.05	117.47
	1 Euro =	146.00	149.77	156.50	157.33	142.81

Launch Dates of Primary NINTENDO Products by Region (Apr.2006–Mar.2007)

Game Boy Advance			Nintendo DS			
Region	Category	Title	Launch Date	Title	Launch Date	
Japan	(Hardware)					
	(Software)	Eyeshield 21	DEVILBATS DEVILDAYS	2006/4/6	Densetsu no Stafy 4	2006/4/13
		EarthBound 3		2006/4/20	Kanji Sonomama DS Rakubiki Jiten	2006/4/13
		Karuchobit		2006/5/18	Tabi no Yubisashi KaiwachoDS DSseries1-3	2006/4/20
		bit Generations dotstream		2006/7/13	Tabi no Yubisashi KaiwachoDS DSseries4-5	2006/4/27
		bit Generations BOUNDISH		2006/7/13	Tetris DS	2006/4/27
		bit Generations DIALHEX		2006/7/13	New Super Mario Bros.	2006/5/25
		bit Generations COLORIS		2006/7/27	Metroid Prime Hunters	2006/6/1
		bit Generations ORBITAL		2006/7/27	Shaberu! DS Oryori Navi	2006/7/20
		bit Generations DIGIDRIVE		2006/7/27	Mario Hoops 3-on-3	2006/7/27
		bit Generations Soundvoyager		2006/7/27	Star Fox Command	2006/8/3
		Rhythm Tengoku		2006/8/3	Pokémon Diamond	2006/9/28
					Pokémon Pearl	2006/9/28
					Otona no Jyoushikiryoku Training DS	2006/10/26
					Kirby: Squeak Squad	2006/11/2
			Jump Ultimate Stars	2006/11/23		
			Kenko Oen Recipe1000 DS Kondatezen	2006/12/7		
			Touch de Tanoshimu Hyakuninissshu DS Sigureden	2006/12/14		
			Wario: Master of Disguise	2007/1/18		
			Hotel Dusk: Room 215	2007/1/25		
			Picross DS	2007/1/25		
			Jet Impulse	2007/2/8		
			Yoshi's Island DS	2007/3/8		
			Motto Eigoduke	2007/3/29		
The United States	(Hardware)			Nintendo DS Lite	2006/6/11	
	(Software)	Pokémon Mystery Dungeon: Red Rescue Team	2006/9/18	Brain Age: Train Your Brain in Minutes a Day !	2006/4/17	
		Final Fantasy V Advance	2006/11/6	New Super Mario Bros.	2006/5/15	
		Final Fantasy VI Advance	2007/2/5	Big Brain Academy	2006/6/5	
				Magnetica	2006/6/5	
				Star Fox Command	2006/8/28	
				Mario Hoops 3-on-3	2006/9/11	
				Pokémon Mystery Dungeon: Blue Rescue Team	2006/9/18	
				Mario vs. Donkey Kong 2: March of the Minis	2006/9/25	
				Magical Starsign	2006/10/23	
				Pokémon Ranger	2006/10/30	
				Children of Mana	2006/10/30	
				Yoshi's Island DS	2006/11/13	
		Kirby: Squeak Squad	2006/12/4			
		Hotel Dusk: Room 215	2007/1/22			
		Diddy Kong Racing DS	2007/2/5			
		Wario: Master of Disguise	2007/3/5			
		Custom Robo Arena	2007/3/19			
Europe	(Hardware)			Nintendo DS Lite	2006/6/23	
	(Software)	Polarium Advance	2006/4/7	Tetris DS	2006/4/21	
		Final Fantasy IV Advance	2006/6/2	Pokémon Link!	2006/5/5	
		Pokémon Mystery Dungeon: Red Rescue Team	2006/11/10	Metroid Prime Hunters	2006/5/5	
				Super Princess Peach	2006/5/26	
				DR.KAWASHIMA'S BRAIN TRAINING	2006/6/6	
				HOW OLD IS YOUR BRAIN?	2006/6/6	
				Nintendogs Darmatian & Friends	2006/6/16	
				New Super Mario Bros.	2006/6/30	
				Big Brain Academy	2006/7/7	
				English Training	2006/10/13	
				Pokémon Mystery Dungeon: Blue Rescue Team	2006/11/10	
				Yoshi's Island DS	2006/12/1	
				Children of Mana	2007/1/12	
				Star Fox Command	2007/1/26	
				Actionloop	2007/1/26	
				Magical Starsign	2007/2/9	
		Mario Slam Basketball	2007/2/16			
		Mario vs. Donkey Kong 2: Match of the Minis	2007/3/9			

Notes: Launch dates may be different within the United States and Europe regions depending on territories or countries.

Launch Dates of Primary NINTENDO Products by Region (Apr.2006–Mar.2007)

Region	Nintendo GameCube		Launch Date	Wii		
	Category	Title		Title	Launch Date	
Japan	(Hardware)			Wii	2006/12/2	
	(Software)	Odama	2006/4/13	Wii Sports	2006/12/2	
		The Legend of Zelda : Twilight Princess		2006/12/2	Wario Ware: Smooth Moves	2006/12/2
					The Legend of Zelda : Twilight Princess	2006/12/2
				Wii Play (Wii Remote bundled)	2006/12/2	
				Pokémon Battle Revolution	2006/12/14	
				Excite Truck	2007/1/18	
				Fire Emblem Akatsuki no Megami	2007/2/22	
				Eyeshield 21 Field Saikyo no Senshitachi	2007/3/8	
The United States	(Hardware)			Wii (Wii Sports bundled)	2006/11/19	
	(Software)	Odama	2006/4/10	The Legend of Zelda : Twilight Princess	2006/11/19	
		Baten Kaitos Origins	2006/9/25	Excite Truck	2006/11/19	
		The Legend of Zelda : Twilight Princess		2006/12/11	Wario Ware: Smooth Moves	2007/1/15
					Wii Play (Wii Remote bundled)	2007/2/12
Europe	(Hardware)			Wii (Wii Sports bundled)	2006/12/8	
	(Software)	Chibi-Robo!	2006/5/26	The Legend of Zelda : Twilight Princess	2006/12/8	
		The Legend of Zelda : Twilight Princess		2006/12/15	Wii Play (Wii Remote bundled)	2006/12/8
					Wario Ware: Smooth Moves	2007/1/12
					Excite Truck	2007/2/16

Notes: Launch dates may be different within the United States and Europe regions depending on territories or countries.

Launch Schedule of Primary NINTENDO Products by Region (Apr. 2007~)

Region	Category	Nintendo DS		Wii	
		Title	Launch Date	Title	Launch Date
Japan	(Hardware)				
	(Software)	Mario vs. Donkey Kong 2: March of the Minis	2007/4/12	Super Paper Mario	2007/4/19
		Clubhouse Games	2007/4/19	Big Brain Academy: Wii Degree	2007/4/26
		Planet Puzzle League	2007/4/26	Donkey Kong Taru Jet Race	2007/6/28
		Moero! Nekketsu Rhythm Damashii Osu! Tatakae! Oendan 2	2007/5/17	Wii Health Pack(Temp)	2007
		Kurikin Nano Island Story	2007/5/24	Disaster (Temp)	2007
		Mirutikara wo Jissen de Kitaeru DS Medikara Training	2007/5/31	Mario Party 8	2007
		Sujin Taisen	2007/6/7	Project H.A.M.M.E.R (Temp)	2007
		The Legend of Zelda: Phantom Hourglass	2007/6/23	Wii Music (Temp)	2007
		Pokémon Fushigi no Dungeon A (Temp)	2007	Super Mario Galaxy (Temp)	2007
		Pokémon Fushigi no Dungeon B (Temp)	2007	Super Smash Bros. Brawl (Temp)	2007
		ARCHAIC SEALED HEAT	2007	Battalion Wars 2 (Temp)	2007
		Mario & Sonic in Beijing Olympic Games (Temp)	2007	Forever Blue (Temp)	2007
		DS Bimoji Training (Temp)	TBA	Mario Strikers Charged	2007
		Chibi-Robo! DS (Temp)	TBA	Metroid Prime 3 Corruption	2007
		Burabura Donkey DS (Temp)	TBA	Mario & Sonic in Beijing Olympic (Temp)	2007
				Animal Crossing (Temp)	TBA
				Hoshi no Kirby (Temp)	TBA
	The United States	(Hardware)			
(Software)		Pokémon Pearl	2007/4/22	Super Paper Mario	2007/4/9
		Pokémon Diamond	2007/4/22	Mario Party 8	2007/5/29
		Planet Puzzle League	2007/6/4	Big Brain Academy: Wii Degree	2007/6/11
		The Legend of Zelda: Phantom Hourglass	2007 Holiday	Pokémon Battle Revolution	2007/6/25
		DK King of Swing DS (Temp)	TBA	Mario Strikers Charged	2007 Summer
		DS Air (Temp)	TBA	Super Mario Galaxy	TBA
		Chibi-Robo Park Patrol	TBA	Battalion Wars 2	TBA
				Disaster: Day of Crisis	TBA
				Project H.A.M.M.E.R.	TBA
			Super Smash Bros. Brawl	TBA	
			Metroid Prime 3: Corruption	TBA	
Europe	(Hardware)				
	(Software)	Pokémon Ranger	2007/4/13	Mario Strikers Charged Football	2007/5/25
		Hotel Dusk: Room 215	2007/4/13	Pangya! Golf with Style	2007/6
		Diddy Kong Racing DS	2007/4/20		
		Picross DS	2007/5/11		
		Custom Robo Arena	2007/5/25		
		Wario: Master of Disguise	2007/6		
		Kirby Mouse Attack	2007/6		
		Metroid Prime Pinball	2007/6		
	Puzzle League DS (Temp)	2007/6			

Notes: Launch dates and titles etc. are subject to change

Launch dates may be different within the Americas and Europe regions depending on territories or countries.

Upcoming Third-Party Software Lineup (extracts)

Nintendo DS			Wii		
Title	Third-Party Publisher	Launch Date	Title	Third-Party Publisher	Launch Date
Japan			Japan		
Phoenix Wright 4	Capcom	2007/4/12	One Piece Unlimited Adventure	NAMCO BANDAI Games	2007/4/26
Nodame Cantabile	NAMCO BANDAI Games	2007/4/19	JITTUSENPACHISURO·PACHINKO HITTUSHOUHOU!	Sega	2007/5/24
FINALFANTASYXII REVANANT WINGS	Square Enix	2007/4/26	Sammy's Collection HOKUTONOKEN Wii		
Momotaro-Dentetsu DS~TOKYO & JAPAN	Hudson	2007/4/26	Resident Evil4 Wii Edition	Capcom	2007/5/31
CUSTOMBEATBATTLE DRAGLADE	Banpresto	2007/5/17	BOKUJYOU MONOGATARI YASURAGINOKI	Marvelous Interactive	2007/6/7
ITADAKI STREET DS	Square Enix	2007/6/21	NEGIMA!?! NEO PACTIO FIGHT!	Marvelous Interactive	2007/6/14
SHABERU!DS ORYOURINAVI MARUGOTO TEIKOKU HOTEL	Koei	2007/6	DRAGON QUEST SWORDS	Square Enix	2007/7/12
Treasure Gaust Gaust Diver- Crimson Red/Deep Blue	NAMCO BANDAI Games	2007/7/5	Mobile Suite GUNDAM -MS Battle Line 0079-	NAMCO BANDAI Games	2007/7/26
Mega Man ZX Advent	Capcom	2007/7/12	Harry Potter AND THE ORDER OF THE PHOENIX	EA	2007 Summer
KAITE SYABETTE HAJIMEYO! Monster Farm DS	Tecmo	2007/7/12	opoona	Koei	2007 Summer
KOCHUOUJYA MUSHIKING SUPERCOLLECTION	Sega	2007/7/19	TIGER WOODS PGA TOUR 08	EA	2007 Fall
Dokodemo YOGA	Konami Digital Entertainment	2007/7	SSX Blur	EA	2007 Fall
Harry Potter AND THE ORDER OF THE PHOENIX	EA	2007 Summer	My Sims	EA	2007 Fall
Touch! Bomberman Land -Miracle World of Star Bomberman-	Hudson	2007 Summer	Dance Dance Revolution Hottest Party	Konami Digital Entertainment	2007 Fall
SD GUNDAM GGENERATION CROSS DRIVE	NAMCO BANDAI Games	2007 Summer	Crossword Puzzle	Hudson	2007 Fall
My Sims	EA	2007 Fall	Bachindaa !	Hudson	2007 Fall
Romance of the Three Kingdoms DS 2	Koei	2007	Bomberman	Hudson	2007/12
SUBARASHIKIKONOSEKAI	Square Enix	2007	DEVIL KINGS 2 HEROES	Capcom	2007 Winter
FINALFANTASYTACTICSA2 HUKETUNOGURIMO	Square Enix	2007	Project Treasure Island Z	Capcom	2007
DRAGON QUEST IX	Square Enix	2007	Samurai Warriors SLASH	Koei	2007
KODAIJOUJYA KYORYUKING	Sega	2007	KATEKYO HITMAN REBORN!	Marvelous Interactive	2007
NARUTO SHIPPUDEN SAIKYONINJYADAIKESSYU5	Tomy Company	2007	Resident Evil Umbrella Chronicles	Capcom	TBA
NINJA GAIDEN Dragon Sword	Tecmo	2007	NiGHTS: Journey of Dreams	Sega	TBA
RUNE FACTORY2	Marvelous Interactive	2007			
Overseas~(North America)			Overseas~(North America)		
Pirates of the Caribbean: At World's End	Disney	2007/5/22	Pirates of the Caribbean: At World's End	Disney	2007/5/22
Surf's Up	Ubi	2007/5/22	Shrek the Third	Activision	2007/5
Shrek The Third	Activision	2007/5	Spider-man 3	Activision	2007/5
Spider-man 3	Activision	2007/5	Surf's Up	Ubi	2007/5
Pony Friends	Eidos	2007/5	The BIGS	Take Two	2007/6/25
The New York Times Crosswords	Majesco	2007/5	Dance Dance Revolution Hottest Party	Konami	2007/6/29
The Settlers	Ubi	2007/5	Harry Potter and Order of Phoenix	EA	2007/6
Touchmaster	Midway	2007/6/12	Sims 2 Pets	EA	2007/6
Transformers The Movie: Autobots	Activision	2007/6	Driver Parallel Lines	Ubi	2007/6
Transformers The Movie: Decepticons	Activision	2007/6	Tiger Woods PGA Tour '08	EA	2007/8
Harry Potter and Order of Phoenix	EA	2007/6	My Sims	EA	2007/9
High School Musical	Disney	2007/7/31	Bionicle Heroes	Eidos	2007/2Q
Madden '08	EA	2007/8	Cosmic Family	Ubi	2007 Summer
Heroes of Mana	Square Enix	2007/8	Bee Movie	Activision	2007/10
FIFA '08	EA	2007/9	Dancing with the Stars	Activision	2007/11
Brothers in Arms	Ubi	2007 Summer	Brothers in Arms Double Time	Ubi	2007 Fall
Jam Session	Ubi	2007 Summer	Looney Tunes	Warner Brothers	2007/3Q
Bee Movie	Activision	2007/10	WWE SmackDown vs. Raw	THQ	2007/3Q-4Q
Looney Tunes	Warner	2007/3Q	Bratz	THQ	2007/3Q-4Q
Bratz	THQ	2007/3Q-4Q	Cars 2	THQ	2007/3Q-4Q
Cars 2	THQ	2007/3Q-4Q	Project: Treasure Island Z (temp)	Capcom	2007/4Q
Juiced 2	THQ	2007/3Q-4Q	Mario and Sonic at the Olympic Games	Sega	2007/4Q
Mario & Sonic at the Olympic Games	Sega	2007/4Q	NiGHTS	Sega	2007/4Q
Ninja Gaiden - Dragon Sword	Tecmo	2007/4Q	Crash of the Titans: 2007	Vivendi	2007/4Q
Crash of the Titans: 2007	Vivendi	2007/4Q	Resident Evil: The Umbrella Chronicles	Capcom	TBA

Notes: Launch dates and titles etc. are subject to change.

Launch dates may be different depending on territories

Consolidated Statements of Income Transition

million yen

	FY3/2001	FY3/2002	FY3/2003	FY3/2004	FY3/2005	FY3/2006	FY3/2007	FY3/2008 Forecast
Net sales	462,502	554,886	504,135	514,805	515,292	509,249	966,534	1,140,000
Cost of sales	278,462	334,620	308,525	307,233	298,115	294,133	568,722	
Gross margin	184,040	220,266	195,609	207,572	217,176	215,115	397,812	
(Gross margin ratio)	(39.8%)	(39.7%)	(38.8%)	(40.3%)	(42.1%)	(42.2%)	(41.2%)	
Selling, general, and administrative expenses	99,342	101,114	95,488	99,888	105,653	124,766	171,787	
Operating income	84,697	119,151	100,120	107,683	111,522	90,349	226,024	270,000
(Operating income ratio)	(18.3%)	(21.5%)	(19.9%)	(20.9%)	(21.6%)	(17.7%)	(23.4%)	(23.7%)
Other income	109,069	68,715	18,283	11,391	37,868	70,897	63,830	
(of which foreign exchange gains)	(66,335)	(43,419)	(-)	(-)	(21,848)	(45,515)	(25,741)	
Other expenses	1,520	1,248	23,363	68,934	4,098	487	1,015	
(of which foreign exchange losses)	(-)	(-)	(22,620)	(67,876)	(-)	(-)	(-)	(20,000)
Income before income taxes and extraordinary items	192,247	186,618	95,040	50,140	145,292	160,759	288,839	290,000
(Income before income taxes and extraordinary items ratio)	(41.6%)	(33.6%)	(18.9%)	(9.7%)	(28.2%)	(31.6%)	(29.9%)	(25.4%)
Extraordinary gains	470	1,284	19,218	3,476	1,735	7,360	1,482	
Extraordinary losses	24,066	4,879	943	650	1,625	1,648	720	
Income before income taxes and minority interests	168,651	183,023	113,315	52,965	145,402	166,470	289,601	
Income taxes	72,352	76,797	45,973	19,692	57,962	68,138	115,348	
Minority interests	-303	-218	74	79	24	-46	-37	
Net income	96,603	106,444	67,267	33,194	87,416	98,378	174,290	175,000
(Net income ratio)	(20.9%)	(19.2%)	(13.3%)	(6.4%)	(17.0%)	(19.3%)	(18.0%)	(15.4%)

Number of Titles Released

units

			FY3/2001	FY3/2002	FY3/2003	FY3/2004	FY3/2005	FY3/2006	FY3/2007	Life-to-date
J a p a n	Game Boy Advance	Nintendo	4	11	14	22	36	9	11	107
		OEM	21	132	191	134	129	67	5	679
		Total	25	143	205	156	165	76	16	786
	Nintendo DS	Nintendo					9	25	34	68
		OEM					17	122	238	377
		Total					26	147	272	445
	Nintendo Game Cube	Nintendo		8	8	15	11	11	2	55
		OEM		14	69	74	32	26	5	220
		Total		22	77	89	43	37	7	275
	Wii	Nintendo							8	8
		OEM							30	30
		Total							38	38
T h e A m e r i c a s	Game Boy Advance	Nintendo		7	8	13	28	12	3	71
		OEM		142	213	132	153	158	123	921
		Total		149	221	145	181	170	126	992
	Nintendo DS	Nintendo					4	18	21	43
		OEM					14	79	136	229
		Total					18	97	157	272
	Nintendo Game Cube	Nintendo		5	8	10	12	10	3	48
		OEM		37	151	115	87	74	37	501
		Total		42	159	125	99	84	40	549
	Wii	Nintendo							5	5
		OEM							42	42
		Total							47	47
O t h e r	Game Boy Advance	Nintendo		8	8	14	28	13	2	73
		OEM		137	195	128	107	157	107	831
		Total		145	203	142	135	170	109	904
	Nintendo DS	Nintendo					4	16	23	43
		OEM					12	68	139	219
		Total					16	84	162	262
	Nintendo Game Cube	Nintendo			12	11	11	11	2	47
		OEM			138	116	69	56	26	405
		Total			150	127	80	67	28	452
	Wii	Nintendo							5	5
		OEM							40	40
		Total							45	45

[Note] Titles-Other consists of new titles released in the European and Australian markets.