

Binge Drinking and Europe

REPORT





This report has been written by Peter Anderson on behalf of the Institute of Alcohol Studies, London.

The report has been funded and prepared under a contract with the European Commission (Grant Agreement no. 2005321). The project under this contract has been also co-financed by the Ministries of Health of Finland, France, Germany and Portugal.

The responsibility for the content of this report lies with the author, and the content does not represent the views of the European Commission; nor is the Commission responsible for any use that may be made of the information contained herein.

This report should be quoted: Deutsche Hauptstelle für Suchtfragen e.V. (DHS) (2008) Binge Drinking and Europe. Hamm: DHS

2008 German Centre for Addiction Issues (DHS)
P.O. Box 1369, 59003 Hamm, Germany
Phone: +49 (0) 2381 9015-0
Fax: +49 (0) 2381 9015-30
Email: info@dhs.de
Website: www.dhs.de

ISBN: 3-937587-04-7

Edited by Walter Farke

Printed by Achenbach Druck, Hamm

Contents

	Summary	9
1.	Introduction	13
1.1.	Binge drinking defined	14
1.2.	Method of preparing the report	15
1.3.	Structure of the report	16
2.	Binge drinking in Europe	17
2.1.	Prevalence and trends of binge drinking	18
2.2.	Gender differences	21
2.3.	Social differences	22
2.4.	Young people	23
2.5.	Conclusions	25
3.	The harm done by binge drinking	27
3.1.	Social consequences of drinking	31
3.2.	Work performance	31
3.3.	Violent consequences of drinking	32
3.4.	Intentional and unintentional injuries	35
3.5.	Neuropsychiatric conditions	36
3.6.	Cardiovascular diseases	37
3.7.	Risky sexual behaviour	38
3.8.	Reproductive conditions	39
3.9.	Overall death	40
3.10.	Conclusions	41
4.	Consequences of binge drinking in Europe	45
4.1.	Consequences of binge drinking in Europe	46
4.2.	Conclusions	55
5.	Regulating the availability and marketing of alcohol	57
5.1.	Price and binge drinking	58
5.2.	Availability and binge drinking	59
5.3.	Advertising and binge drinking	64
5.4.	Conclusions	67
6.	Creating safer drinking environments and communities	69
6.1.	Safer drinking environments	70
6.2.	Safer communities	74
6.3.	Conclusions	77

7.	Educating to reduce binge drinking	79
7.1.	School based education	80
7.2.	Information campaigns	84
7.3.	Conclusions	87
8.	Health care interventions and binge drinking	89
8.1.	Brief advice programmes	90
8.2.	Conclusions	92
9.	Cost effective approaches to reducing binge drinking	93
9.1.	Cost effective approaches	94
9.2.	Public opinion and alcohol policy	97
9.3.	Conclusions	99
10.	Conclusions and recommendations	101
10.1.	Conclusions	102
10.2.	Recommendations	104
	References	107



Acknowledgements

This report has been prepared by the author on behalf of the Institute of Alcohol Studies, London and the German Centre for Addiction Issues. Many people in the Pathways for Health project have been involved in a consultation process reviewing, commenting and contributing to different drafts of the report.

I particularly wish to thank Ann Hope who reviewed all of the report.

Needless to say, any errors or omissions in the content of the report are the sole responsibility of the author.

Preface

There are some issues concerning alcohol that are a cause of social and political concern internationally. Drinking and driving has been one such issue for a number of years. That has now been joined what has come to be known as 'binge drinking'. This term is not always used very precisely, but the general idea is that of heavy consumption of alcohol on a single occasion, and, as this report makes clear, there is indeed much evidence to show that this style of consumption is particularly dangerous.

An additional cause for alarm is the fact that in many countries binge drinking is practised by young people, sometimes very young people, nowadays even in countries in which drinking to intoxication has not been a recognised part of the traditional drinking culture.

The questions of why this should be the case, and what can be done to reduce binge drinking and the harm it causes have thus become live issues across much of Europe, and this report could hardly therefore be more timely.

In it, Dr Peter Anderson not only provides a comprehensive review of the nature and scale of binge drinking in Europe and the harm it causes, he has also pulled together the international evidence on the effectiveness of measures to tackle binge drinking.

We are confident that this report will be a useful resource for everyone involved in reducing the harm associated with this particularly harmful style of alcohol consumption.

Andrew McNeill, Institute of Alcohol Studies

About the author

Dr. Peter Anderson MD, MPH, PhD

International public health consultant

Peteranderson.mail@gmail.com

Dr. Anderson is trained as a general practitioner and specialist in public health medicine at the University of Oxford and the London School of Hygiene and Tropical Medicine. His PhD was on the risk of alcohol, and he is currently a consultant in alcohol policy. He was the regional advisor for both alcohol and tobacco with the European Office of the World Health Organization from 1992 to 2000. Since 2001, he has been working as an independent consultant, and has been an adviser in the field of addictions to the European Commission, the World Health Organization and several governments. He was the author of a 400 page report for the European Commission on Alcohol in Europe, translating the evidence base and experience of alcohol policy and prevention programmes for policy makers, programme implementers and researchers. He has an extensive research background in alcohol epidemiology, intervention research, randomized trials, prevention projects and meta-analytical techniques. He has over 120 publications in peer reviewed journals and is the author or editor of 15 books.



Summary

Binge drinking in Europe

Some 80 million Europeans aged 15 years plus (over one fifth of the adult EU population) reported binge drinking (defined as five or more drinks on an occasion, 50g alcohol) at least once a week in 2006, a proportion that has increased since 2003, at least for the adult population of the EU¹⁵¹. Some 25 million Europeans aged 15 years plus (1 in 15 of the adult population) reported that binge drinking was their usual pattern of consumption during the previous month. Whereas 24% of those aged 15-24 years reported binge drinking at least once a week in 2006, binge drinking was also common amongst those aged 55+ years, with 18% bingeing at least once a week. The average amount of alcohol consumed by EU 15-16 years olds on their last drinking occasion was six drinks, 60g alcohol (2003 data). Over 1 in 6 (18%) of EU 15-16 year olds have binge (5+ drinks on a single occasion, 50g alcohol) three times or more in the last month (2003 data). Binge drinking has increased across Europe amongst 15-16 years olds since 1995, although less so in recent years.

The harm done by binge drinking

Alcohol is a toxic substance that can harm almost any system or organ of the body, and is related to more than 60 different disorders with short and long term consequences. For many conditions there is an increasing risk with increasing levels of alcohol consumption, with no evidence of a threshold effect below which alcohol can be regarded as

entirely risk free. Alcohol use and a pattern of binge drinking are associated with an increased risk to the individual of negative social consequences, reduced work performance, injuries, drink driving accidents, brain damage, alcohol dependence, suicide, stroke, irregular heart rhythms, coronary heart disease, sexually transmitted diseases, and premature death. Alcohol use and a pattern of binge drinking are associated with an increased risk to people other than the drinker (third party harm) including negative social consequences, injuries at work, violence and crime, interpersonal violence, accidents from others' drink driving, sexually transmitted diseases, and to the unborn child, a range of neuro-behavioural deficits running through to adolescence and with lifelong consequences.

The consequences of binge drinking in Europe

Across different European countries, it has been estimated that some 7% to 80% of crime and some 16% to 71% of domestic or intimate partner violence is linked to intoxication. Each year in the European Union, episodic heavy drinking is related to 2,000 homicides (4 in 10 of all murders), 17,000 deaths from road traffic accidents (1 in 3 of all road traffic fatalities), including 10,000 deaths of people other than the drinker, 27,000 accidental deaths, 10,000 suicides (1 in 6 of all suicides), 16% of all child abuse and neglect, with some 5-9 million children living in families adversely affected by alcohol. Alcohol is a cause of 7.4% of the total burden of disability and premature death facing Europe, with a high proportion of this burden due to alcohol-related injuries. Alcohol-related injuries are also an important

¹ Austria, Belgium, Denmark, Finland, France, Germany, Greece, Ireland, Italy, Luxembourg, Netherlands, Portugal, Spain, Sweden, United Kingdom.

cause of inequalities in health between and within European countries. Throughout Europe, changes in death rates from accidents, homicides and suicides parallel changes in overall levels of alcohol consumption.

Regulating the availability and marketing of alcohol

There is a wealth of evidence across different countries that making alcohol more expensive, primarily through taxation, reduces a wide range of harms done by intoxication and binge drinking, including road traffic accidents and fatalities, intentional and unintentional injuries, rapes and robberies, homicides, crime, and violence. Similarly, there is a wealth of evidence that raising the minimum purchasing age reduces alcohol related road traffic accidents, and that reducing the density of alcohol outlets reduces drunkenness, assaults, and road traffic fatalities. Extending the hours and days of sale spreads acute alcohol related problems over a longer period of time at the cost of an increased number of problems. Similarly, reducing hours and days of sale reduces problems of binge drinking. A number of well designed longitudinal studies show that the volume of advertisements and media exposure increase the likelihood of young people starting to drink, the amount they drink, and the amount they drink on any one occasion.

Creating safer drinking environments and communities

There is growing evidence for the impact of strategies that alter the drinking context in reducing the harm done by binge drinking. However, these strategies are primarily applicable to drinking in bars and restaurants, and their ef-

fectiveness relies on adequate enforcement. Passing a minimum drinking age law, for instance, will have little effect if it is not backed up with a credible threat to remove the licenses of outlets that repeatedly sell to the under-aged. Such strategies are also more effective when backed up by community-based prevention programmes.

Educating to reduce binge drinking

Although there are individual examples of the beneficial impact of school-based education in reducing binge drinking, systematic reviews and meta-analyses find that the majority of well-evaluated studies show no impact even in the short-term. A policy that fails more often than not cannot be considered an effective policy option. There is considerable experience of what might be best practice in school-based education programmes, but currently unconvincing evidence for their effectiveness. This is not to imply that education programmes should not be delivered, since all people do need to be informed about the consequences of binge drinking, but school based education should not be seen as an effective measure to reduce the harm done by binge drinking. Public service announcements, public education campaigns, and those that focus on low risk drinking guidelines also have limited evidence for effectiveness, although media advocacy approaches are important to gain public support for policy changes.

Health care interventions and binge drinking

There is a considerable evidence base that brief advice delivered in primary health care settings and in accident and emergency departments is effective in

reducing hazardous and harmful alcohol consumption and alcohol related harm, including an overall risk of death. However, although a number of studies have found an effect in reducing the consequences of binge drinking, such as alcohol-related injuries, a meta-analysis of the small number of studies that have measured binge drinking itself find no evidence of an effect of brief advice on the frequency of binge drinking.

Cost effective approaches to reducing binge drinking

There have been no specific analyses of the cost effectiveness of different alcohol policy measures in reducing alcohol-related harm specifically from binge drinking, although the World Health Organization's CHOICE project modelled five policy options to reduce

the disability adjusted life years that were due to alcohol consumption of more than 20g alcohol a day for women and more than 40g alcohol a day for men. The model found that the most cost-effective policy options in reducing alcohol-related DALYs in the European Union were taxation, restricted access, and advertising bans. According to a Eurobarometer survey undertaken at the end of 2006, two thirds of the European Union population (68%) believe that higher prices for alcohol would not discourage young people and heavy drinkers from alcohol consumption. On the other hand, 87% of EU citizens stated that they agree with the banning of selling and serving alcohol to people under the age of 18 years, and three quarters would approve the banning of alcohol advertising targeting young people.

1

Introduction

- 1.1. BINGE DRINKING DEFINED
- 1.2. METHOD OF PREPARING THE REPORT
- 1.3. STRUCTURE OF THE REPORT

Alcohol is a ubiquitous toxin that can harm almost any system or organ of the body, with the average amount of alcohol drunk, the amount drunk on any one drinking occasion and the frequency of drinking all related to a number of adverse health and social outcomes, including alcohol-related accidents and injuries and interpersonal violence. Binge-drinking, defined as drinking occasions above a given cut-off level of alcohol consumed (with most definitions ranging from 50g to 60g alcohol) is a cause of a particular range of health and social consequences. This report will describe the prevalence of binge drinking in Europe, the harm that binge drinking can bring to the individual and to European society as a whole, and what can be done to reduce binge drinking and its harm.

Alcohol is not an ordinary commodity (Babor et al. 2003), but rather a substance that can harm almost any system or organ of the body, exacerbating pre-existing mental and physical disorders, and adversely interacting with other illicit drugs (World Health Organization 2007). Following consumption of a given amount, alcohol shows wide individual variation in its toxic effects, with no threshold below which it can be regarded as entirely risk free (Anderson & Baumberg 2006). No matter how drinking is measured, both the volume of alcohol consumption and a pattern of drinking larger amounts on an occasion increase the risk of dependence and depression and stimulation of the central nervous system, with no means of identifying whether or not an individual is at risk, or not at risk, of becoming dependent.

This report discusses the consequences of drinking relatively large amounts of alcohol on any one occasion (described as binge drinking - see below), and how these consequences might be reduced. Binge drinking is a cause of a particular range of consequences (discussed in Chapters 3 and 4), and even for risk of overall alcohol-related death, a pattern of binge drinking seems to exacerbate the risk at any given overall level of alcohol consumption. Given that the average amount of alcohol drunk by 15-16 year olds on their last drinking occasion is 60g alcohol, and, given that 1 in 7 of all European adults consume 50g or more of alcohol on an occasion at least several times a week, then such a pattern of binge drinking inevitably brings with it an increased risk of all the long term harms done by alcohol, including cancers, cardiovascular, and liver diseases. It is in this sense, that, although binge drinking has its own peculiar set of consequences and responses, it is often difficult to separate a discussion of these from the consequences and responses related to regular heavy drinking.

1.1. BINGE DRINKING DEFINED

Binge drinking can mean different things to different people. Previously, it meant a pattern of heavy drinking that occurred in an extended period set aside for the purpose (World Health Organization 2005). However, it is now commonly used in describing a single drinking session that includes consumption above a given cut-off level of alcohol. Sometimes it is also referred to as episodic heavy drinking, which has been defined as a drinking occasion that

includes consumption of at least 60g of alcohol, although other definitions (such as 5 or more 'standard drinks') have also been used. The US based National Institute of Alcohol and Alcoholism (NIAAA) defines binge drinking as a pattern of drinking alcohol that brings the blood alcohol concentration (BAC) to 0.8g/L or above. For the typical adult, this pattern corresponds to consuming 70g alcohol or more (male) or 56g or more (female) in about two hours (NIAAA 2007).

Binge drinking is different from intoxication, which can be defined as a condition that follows the administration of alcohol and results in disturbances in the level of consciousness, cognition, perception, judgement, affect, or behaviour, or other psychophysiological functions and responses (World Health Organization 2005). The disturbances are related to the acute pharmacological effects of, and learned responses to, alcohol and resolve with time, with complete recovery, except where tissue damage or other complications have arisen. Alcohol intoxication is manifested by such signs as facial flushing, slurred speech, unsteady gait, euphoria, increased activity, volubility, disorderly conduct, slowed reactions, impaired judgement and motor incoordination, insensibility, or stupefaction. The behavioural expression of a given level of intoxication is strongly influenced by cultural and personal expectations about the effects of alcohol, and, for different people on different 'single drinking occasions', there can be a wide variation in how intoxicated people become from a given alcohol intake (see e.g. Beirness, Foss, and Vogel-Sprott 2004).

As will be noted in this report, different definitions of binge drinking have been used by different surveys, making comparisons difficult. This calls for a set of flexible but standardised definitions for binge-drinking and episodic heavy drinking. Until the definition of binge drinking is reviewed by an expert group at the European level, it is proposed that a working definition of binge drinking is a consumption of 60g alcohol (men) and 40g alcohol (women) in a period of about two hours.

1.2. METHOD OF PREPARING THE REPORT

This report is not meant to be a series of new meta-analyses or systematic reviews, but rather an expert synthesis of published reviews, systematic reviews, metaanalyses and individual papers. To begin with, source materials were identified from Anderson & Baumberg (2006), with additional source material to update the evidence base identified through literature searches using PubMed,² MEDLINE,³ and PsychINFO⁴, with the following search terms:

Binge drinking OR episodic heavy drinking OR intoxication OR drunkenness with:

Prevalence, Epidemiology, Survey, Adults, Young people, Adolescents, Europe, Accidents, Injuries, Intentional injuries, Unintentional injuries, Crime, Violence, Aggression, Domestic violence, Child abuse, Suicide, Murder, Homicide, Heart disease, Cardiovascular diseases, Strokes, Price, Tax, Legal age, Availability, Adverti-

² <http://www.pubmedcentral.nih.gov/>.

³ <http://medline.cos.com/>.

⁴ <http://www.psycinfo.com/>.

sing, Drink driving, Education, Mass media, Information, Server training, Bars, Communities, Treatment, Safety.

The report is dependent on the available published literature, which is not always representative of all countries, cultures and population groups. Although the literature base is growing throughout Europe (Sanchez-Carbonell et al. 2005), it is still heavily dominated by North American literature.

The report has followed the definitions of evidence-based medicine modified for the purpose of alcohol policy. This can be defined as ‘the conscientious, explicit and judicious use of current best evidence in informing decisions about alcohol policy’ through an approach that ‘promotes the collection, interpretation, and integration of valid, important and applicable research-derived evidence that can support alcohol policy’ (adapted from Sackett et al. 2000). In adopting an evidence-based approach, it is relevant to note the importance of doing this pragmatically and realistically. As Gray (Gray 2001) states, *‘The absence of excellent evidence does not make evidence-based decision making impossible; what is required is the best evidence available, not the best evidence possible.’*

Policies that impact on drinking and driving are not included in this report, since they are covered in a companion document in reducing drinking and driving in Europe (Anderson 2007).

1.3. STRUCTURE OF THE REPORT

Chapter 2 of the report will describe the prevalence of binge drinking in the European Union, noting that different sur-

veys have used different definitions of binge drinking making comparability across surveys sometimes difficult. Chapter 3 will describe the harms done by binge drinking to individuals, and Chapter 4 to Europe as a whole, noting that it is often difficult to separate the specific harms done by binge drinking from regular heavy drinking, since for many people, binge drinking is a common or normal pattern of drinking.

Chapter 5 will review the evidence of the impact of policy measures that affect the price, availability and marketing of alcohol on binge drinking, and Chapter 6 the evidence of creating safer drinking environments and safer communities.

Chapter 7 will review the impact of educational interventions (school based measures and mass media programmes) on binge drinking, and Chapter 8, the impact of brief advice programmes, delivered in primary care and accident and emergency departments.

Chapter 9 will discuss the cost effectiveness of different policy options in reducing harmful alcohol consumption and will describe the extent of public support for policy measures that might reduce binge drinking. Finally, chapter 10 will provide some conclusions and recommendations.

2

Binge Drinking in Europe

2.1. OVERALL PREVALENCE AND TRENDS OF BINGE DRINKING

2.2. GENDER DIFFERENCES

2.3. SOCIAL DIFFERENCES

2.4. YOUNG PEOPLE

2.5. CONCLUSIONS

Some 80 million Europeans aged 15 years plus (over one fifth of the adult EU population) reported binge drinking (defined as five or more drinks on an occasion, 50g alcohol) at least once a week in 2006, a proportion that has increased since 2003, at least for the adult population of the EU15⁵. Some 25 million Europeans aged 15 years plus (1 in 15 of the adult population) reported that binge drinking was their usual pattern of consumption during the previous month. Whereas 24% of those aged 15-24 years reported binge drinking at least once a week in 2006, binge drinking was also common amongst those aged 55+ years, with 18% bingeing at least once a week. The average amount of alcohol consumed by EU 15-16 years olds on their last drinking occasion was six drinks, 60g alcohol (2003 data). Over 1 in 6 (18%) of EU 15-16 year olds have binge (5+ drinks on a single occasion, 50g alcohol) three times or more in the last month (2003 data). Binge drinking has increased across Europe amongst 15-16 years olds since 1995, although less so in recent years.

2.1. OVERALL PREVALENCE AND TRENDS OF BINGE DRINKING

Eurobarometer surveys

Use of alcohol According to the 2006 Eurobarometer survey, 75% of EU25⁶ citizens aged 15+ years consumed alcohol at least once during the previous 12 months, and 65% had consumed alcohol during the previous 30 days.

Binge drinking amongst past year drinkers Twenty eight percent of past year EU25 drinkers (80 million people) reported that they consumed five or more

drinks (50g alcohol) on one occasion at least once a week on average during the previous 12 months, Figure 2.1⁷. The proportion of the total population who were binge drinkers was 54% in Ireland and 33% in Spain, being much higher than in Finland (17%) and Sweden (11%). A much higher proportion of all men (31%) than women (12%) had binge at least once a week. Whereas 24% of all of those aged 15-24 years had binge at least once a week, binge drinking was also common amongst those aged 55+ years, with 18% bingeing at least once a week, Figure 2.2⁶.

Binge drinking amongst past month drinkers

Of the two thirds of EU25 citizens aged 15+ years who had drunk alcohol at least once during the previous 30 days, one in ten reported that they usually had 5 or more drinks (50g alcohol) on one occasion when they consumed alcohol. Of the past month drinkers, a pattern of binge drinking was most common in Ireland, where 36% reported to drink 3-4 drinks (30-40g alcohol) on one occasion and a further 34% 5 or more drinks (50g alcohol), Figure 2.3.

5 Austria, Belgium, Denmark, Finland, France, Germany, Greece, Ireland, Italy, Luxembourg, Netherlands, Portugal, Spain, Sweden, United Kingdom.

6 Austria, Belgium, Cyprus, Czech Republic, Denmark, Estonia, Finland, France, Germany, Greece, Hungary, Ireland, Italy, Latvia, Lithuania, Luxembourg, Malta, Netherlands, Poland, Portugal, Slovakia, Slovenia, Spain, Sweden, United Kingdom.

7 Please note Figures 2.1 and 2.2 gives percentages of past year drinkers, whereas the data in this paragraph is the percentage of all people, including non-past year drinkers.

The proportion of EU15 adults who normally drank five or more drinks on a drinking occasion remained the same in 2006 as in 2003 (10%). However, given that 67% of EU15 adults reported alcohol consumption within the past 30 days in

2006 compared with 61% in 2003, the actual number of EU15 adults who normally drank five or more drinks (50g alcohol) on an occasion increased by 10% between 2003 and 2006.

	Several times a week	Once a week	Once a month	Less than once a month	Never
EU25	13%	15%	16%	24%	31%
BE	9%	15%	17%	22%	37%
CZ	7%	18%	17%	26%	31%
DK	8%	14%	23%	17%	18%
DE	15%	19%	20%	23%	23%
EE	4%	17%	21%	30%	28%
EL	6%	9%	15%	23%	46%
ES	20%	21%	11%	16%	22%
FR	6%	9%	16%	30%	39%
IE	17%	37%	14%	20%	11%
IT	21%	13%	7%	12%	46%
CY	6%	7%	12%	21%	54%
LV	2%	8%	15%	22%	52%
LT	4%	8%	16%	31%	40%
LU	10%	9%	14%	21%	46%
HU	14%	11%	14%	25%	36%
MT	4%	22%	11%	33%	30%
NL	8%	12%	17%	27%	36%
AT	24%	20%	17%	18%	20%
PL	4%	13%	22%	37%	21%
PT	14%	6%	6%	18%	55%
SI	7%	14%	17%	23%	39%
SK	10%	16%	19%	26%	28%
FI	5%	16%	25%	31%	23%
SE	1%	11%	20%	33%	34%
UK	12%	19%	16%	24%	29%
CY(tcc)	19%	14%	17%	20%	29%
BG	14%	13%	9%	18%	45%
RO	14%	18%	15%	23%	29%
HR	10%	11%	14%	24%	40%
Highest percentage within a country		Highest percentage in the EU25			

Figure 2.1: Frequency of having had five or more drinks on one occasion during previous year (2006) by EU and European country (age 15+ years; % of those who had consumed alcohol at least once during previous 12 months). Source: Eurobarometer (2007).

QB10b How often in the past 12 months have you had 5 or more drinks on one occasion?

	Several times a week	Once a week	Once a month	Less than once a month	Never
EU25	13%	15%	16%	24%	31%
Sex					
Male	18%	19%	17%	23%	22%
Female	7%	11%	14%	26%	41%
Age					
15-24	10%	22%	21%	26%	20%
25-39	12%	18%	19%	26%	24%
40-54	12%	15%	16%	26%	30%
55 +	16%	11%	10%	19%	44%
Education (End)					
15	18%	14%	11%	18%	38%
16-19	13%	17%	17%	23%	29%
20+	9%	13%	17%	28%	37%
Still Studying	8%	20%	19%	28%	24%
Respondent occupation scale					
Self-employed	17%	19%	14%	20%	29%
Managers	9%	17%	18%	27%	28%
Other white collars	12%	15%	17%	20%	29%
Manual workers	14%	18%	20%	25%	22%
House persons	10%	12%	14%	22%	41%
Unemployed	14%	18%	18%	24%	25%
Retired	15%	10%	9%	20%	46%
Students	8%	20%	19%	28%	24%

Table refers to those claimed to have drunk alcohol during the past 12 months (BASE: 18895 respondents)

Figure 2.2: Frequency of having had five or more drinks on one occasion during previous year (2006) by demographic variables (% of those who had consumed alcohol at least once during previous 12 months). Source: Eurobarometer (2007).

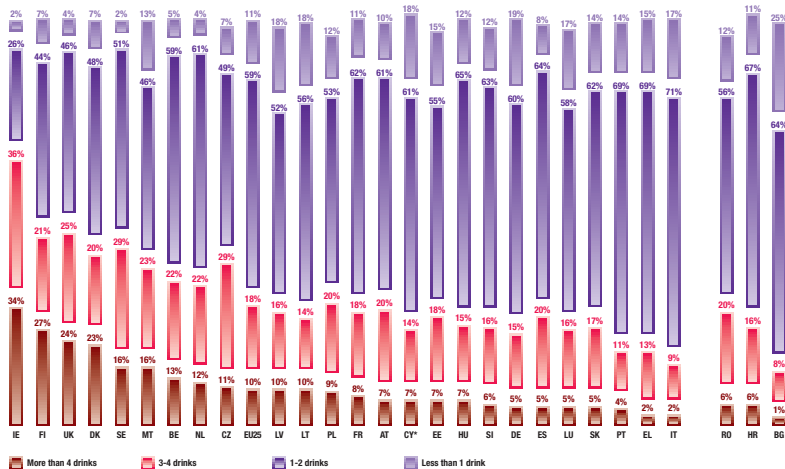


Figure 2.3: Reported amounts of alcohol consumed (drinks) on a drinking occasion by EU and European country (age 15+ years; % of those who had consumed alcohol at least once during previous 30 days). Source: Eurobarometer (2007).

European Comparative Alcohol Study

The European Comparative Alcohol Study found that binge-drinking (defined as consuming 2.3 litres of beer, 1 bottle of wine or 25cl of spirits on a single occasion) as a proportion of all drinking occasions was highest in Ireland and the UK, but much lower in France and Italy (Hemström, Leifman, and Ramstedt 2001). For the numbers of weekly binge-drinkers, Sweden had a lower frequency than every country except France. The average number of binge-drinking episodes for Italy was also more than that for Finland. At the lower end of the spectrum, there were a greater number of people who binge-drank very rarely/never in Germany, France and Italy than elsewhere. At the top end, however, the share of frequent binge-drinkers in Italy was relatively high, being greater than in Sweden and Germany for both genders.

Other comparative surveys

No other European comparative studies exist to investigate binge drinking further, as relevant surveys either have no relevant data for southern Europe (GENACIS) or look solely at smaller country groups (the Nordic comparative surveys). Even for the case of Sweden, the GENACIS surveys confirm the low Swedish figures (Mäkelä *et al.* 2005) but the Nordic surveys show no sign that Sweden has a lower rate of binge drinking than Finland or Norway (see Mäkelä *et al.* 1999).

Even when looking solely at measures of binge-drinking, a further problem is that many studies are not comparable due to different measurement techniques. Using the most common definition (5 or more “standard drinks” on a single occa-

sion), 11% of male drinkers in Spain were weekly binge-drinkers compared to 20%-30% in the EU10⁸, with similar patterns for women in the range of 3%-6% (World Health Organization 2004). Better information is available from a comparative survey conducted in the Baltic region, which found that 40%-50% of men reported binge drinking at least monthly in Estonia, Finland, Latvia, and Lithuania. Here Estonia reported a prevalence of less than 10% for monthly binge-drinking in women, but the other countries were all higher at 10%-20% (Helasoja *et al.* 2005). A separate comparative survey with yet another definition (80g or more on an occasion) also found the rate of monthly binge-drinking in 45-64 year olds to be 12% and 2% for men and women in Poland, compared to 17% and 4% in the Czech Republic (Bobak *et al.* 2004).

2.2. GENDER DIFFERENCES

In nearly every culture ever studied, irrespective of that culture’s level or pattern of drinking, adult men are more likely to drink than adult women, and drink more when they do (Fillmore *et al.* 1991; Wilsnack, Vogeltanz, and Wilsnack 2000). These gaps are greater for riskier behaviour – for example, men’s share of total consumption in Europe is around two to three times that of women’s (Leifman 2002; Mäkelä *et al.* 2005), but men tend to report three to six times as much binge-drinking (Bloomfield *et al.* 1999; Ramstedt and Hope 2003).

⁸ Cyprus, the Czech Republic, Estonia, Hungary, Latvia, Lithuania, Malta, Poland, Slovakia and Slovenia

2.3. SOCIAL DIFFERENCES

The most consistent patterns are that lower socioeconomic groups – those with less education, a lower occupational level or less income, as well as the unemployed – are more likely to abstain from alcohol, a finding that holds for nearly all of the EU25 (Hupkens, Knibbe, and Drop 1993; Marmot 1997; Simpura *et al.* 1999). This is true for both sexes, although the consistently higher level of abstinence in women compared to men seems to be lowest in those with more education (Knupfer 1989; Bongers *et al.* 1998).

At first sight there appears to be few trends for the total amount drunk, with studies from some countries showing manual workers having heavier consumption while others show the exact opposite (Péquignot *et al.* 1988; Marmot 1997; Bongers *et al.* 1998; Hemmingsson, Lundberg, and Diderichsen 1999). The lack of a fixed relationship is particularly obvious from a historical study from Sweden (Romelsjö and Lundberg 1996; Norström and Romelsjö 1998), where managerial non-manual workers were replaced over the period from 1970 to 1994 by manual workers as the heaviest drinking group. Other patterns are further complicated by age effects, in that young unemployed people in some countries drink more than their employed counterparts, but this is reversed from age mid-20s onwards (Temple *et al.* 1991; Casswell, Pledger, and Hooper 2003).

The clearest results can be seen for men with a low level of education, who are likely to drink more than other men, although it should be remembered that al-

cohol use can also negatively affect educational outcomes (Bongers *et al.* 1998; Casswell, Pledger, and Hooper 2003; Schnohr *et al.* 2004; Bloomfield *et al.* 2005) (although see European Commission 2003b). It has been suggested that this is in fact due to two separate trends, where those with more education drinking less on each occasion, but drinking more often. This has received partial support (e.g. Knupfer 1989), but other studies have not found a clear link of education to drinking frequency (Eurobarometer 2003; Helasoja *et al.* 2005), instead finding that only income predicts a more frequent use of alcohol, and this is not found in all populations (McKee *et al.* 2000; Casswell, Pledger, and Hooper 2003). What seems to be more consistent is that adult men in lower occupational or educational groups in most of Europe are more likely to drink to intoxication or drink very heavily, and are least likely to drink smaller amounts (Ahlström 1987; Knupfer 1989; Jacobsen 1989; Norström and Romelsjö 1998; Bongers *et al.* 1998; Mackenbach *et al.* 2000; Eurobarometer 2003; Kuntsche, Rehm, and Gmel 2004; Estonia and Latvia in Helasoja *et al.* 2005). Even here, however, there are some countries where there is no real class gradient in drinking to intoxication (UK, Ireland, Finland) – although given these are the countries where men in higher occupational groups drink more often and more in total, this means that lower SES men are still much likely on a given drinking occasion to get drunk (Kelleher *et al.* 2003; Rickards *et al.* 2004; Yarnell *et al.* 2005) with heavy drinking also concentrated in deprived areas (Law and Whincup 1998; Yarnell *et al.* 2005).

This picture changes for women, probably due to the link of gender inequalities to both drinking practices and socioeconomic status. One consequence of this complexity is that different countries exhibit different trends – for example, a number of studies show that women with more education drink more than other women, although the reverse has also been shown in other times and countries (Bongers *et al.* 1998; Ahlström, Bloomfield, and Knibbe 2001; Helasoja *et al.* 2005). In general, it appears as though women in higher socioeconomic groups drink more often than other women to an even greater degree than in men, meaning that the gender gap in frequency of drinking is smaller in those with more income or education than in those with less (Ahlström 1987; McKee *et al.* 2000; Casswell, Pledger, and Hooper 2003; Helasoja *et al.* 2005). In many countries, it is also true that women with more education are more likely to be heavy drinkers, although drinking to intoxication may be more commonly associated with lower educational groups (Ahlström 1987; Kuntsche,

Rehm, and Gmel 2004; Bloomfield *et al.* 2005; Helasoja *et al.* 2005).

2.4. YOUNG PEOPLE

Nearly all (over 9 in 10) 15-16 year-old students have drunk alcohol at some point in their life (Currie *et al.* 2000), starting on average just after 12½ years of age. Data from the 2003 European School Survey Project on Alcohol and Other Drugs (ESPAD) found that the average amount of alcohol drunk by 15-16 year olds on the last drinking occasion was 60g of alcohol, Figure 2.6. No EU15 country outside of southern Europe has an average level below 56g, while in the UK and Ireland the amount drunk on the last occasion even reaches over 80g of pure alcohol. Last occasion drinking levels are slightly lower in the EU10⁹ and significantly lower in southern Europe, which averaged 38g of pure alcohol.

⁹ Cyprus, the Czech Republic, Estonia, Hungary, Latvia, Lithuania, Malta, Poland, Slovakia and Slovenia.

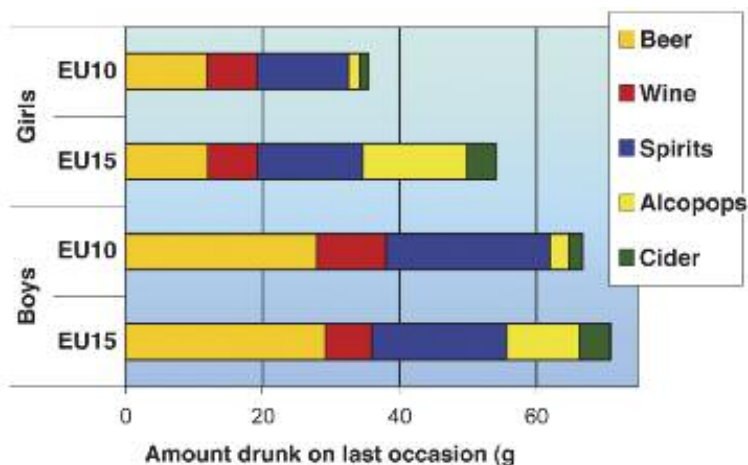


Figure 2.6: A picture of 15-16 year students' last drinking occasion (amount drunk on the last drinking occasion). Source: Hibell *et al.* (2004).

As shown in Figure 2.7, the highest levels of both binge-drinking and drunkenness are found in the Nordic countries, UK, Ireland, Slovenia and Latvia. This contrasts with the low levels found in France, Italy, Lithuania, Poland and Romania – for example, binge-drinking 3+ times in the last month was reported by 31% of boys and 33% of girls in Ireland, but only 12%-13% of boys and 5%-7% of girls in France and Hungary. Perhaps surprisingly, the differences between regions of Europe in Figure 2.7 are not visible at earlier ages, with the variation mainly occurring between the ages of 13 and 15 years. Across the whole EU though, over 1 in 8 (13%) of 15-16 year old students have been drunk more than 20 times in their life, and over 1 in 6 (18%) have binged (5+ drinks on a single occasion) three times or more in the last month.



Figure 2.7: Binge-drinking in 15-16 year old students in Europe Defined as 5+ drinks on a single occasion Source: ESPAD 2003 (Hibell et al. 2004)

To some degree this picture is sensitive to the particular variable used, with the numbers of those binge-drinking *at all* in the last 30 days (taken from the same dataset) showing no difference between differently conceptualised groups of ‘wine’ and ‘spirits’ countries (Room 2005). Similarly, students from southern Europe are about five times less likely than those from elsewhere in the EU15 to report being drunk more than 20 times in their life (as in Schmid *et al.* 2003), although they are only half as likely to report drinking 5+ drinks on a single occasion more than 3 times in 30 days. Other individual countries also show large discrepancies between the two measures (e.g. Malta and Cyprus reporting five times as much binge-drinking as self-reported drunkenness, in contrast to Denmark that saw more drunkenness).

Binge-drinking in young people has increased across much of Europe in the last 10 years, more so in the early part of this period. Most countries are above the dashed line in Figures 2.8 and 2.9 showing that the numbers binge-drinking regularly has increased since 1995 (or where 1995 data is not available, since 1999). For the vast majority of these countries (coloured in red), the change has been a noticeable size of more than 2%. However, this rise was not seen everywhere in Europe, with a small number of countries showing a fall in this period (coloured in blue).

2.5. CONCLUSIONS

Binge drinking, defined as five or more drinks on a single occasion, seems to be a very common European phenomenon. Some 80 million European adults (over 1 in 5) reported binge drinking at least once a week in 2006, and as many as 25 million (1 in 15) reported that binge drinking was their usual pattern of consumption during the previous month (in other words they were also regular heavy drinkers). Binge drinking is not the prerogative of the young. Eighteen per cent of those aged 55 years of age and over reported binge drinking at least once a week in 2006, compared with 24% of those aged between 15 and 24 years. Nor is binge drinking a prerogative of northern Europeans. One third (33%) of respondents from Spain and 20% of respondents from Italy reported binge drinking at least once a week in 2006, compared with 11% of respondents from Sweden and 17% of respondents from Finland. Binge drinking is also relatively common amongst 15-16 year olds, with over 1 in 6 (18%) having binged (5+ drinks on a single occasion, 50g alcohol) three times or more in the last month (2003 data). Binge drinking has increased across Europe amongst 15-16 years olds since 1995, although less so in recent years.

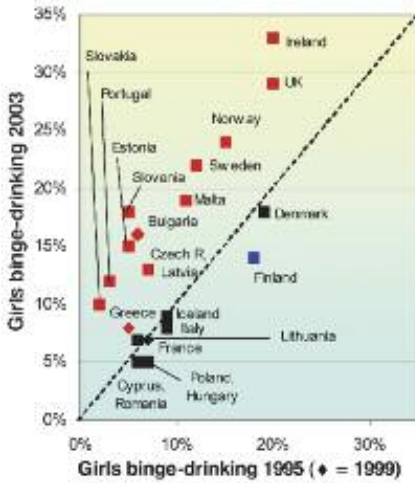


Figure 2.8: Trends in binge-drinking in 15-16 year old female students, 1995-2003

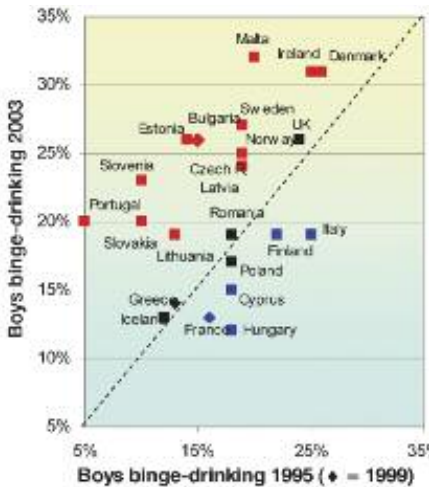


Figure 2.9: Trends in binge-drinking in 15-16 year old male students, 1995-2003

5+ drinks on a single occasion 3+ times in last 30 days. Source: ESPAD surveys (Hibell et al. 1996; 2000; 2004) **A point above the dashed line means that binge-drinking has increased.** Countries in red have seen more than a 2% increase; countries in blue have seen more than a 2% decrease. Countries in black have seen less than a 2% change.

The harm that binge drinking can do to the individual is described in the next chapter, and, considering the extent of binge drinking in Europe, it is no surprise to find that binge drinking poses an extensive range of health and social problems for Europe as a whole, which are summarized in chapter 4.



3

The Harm Done By Binge Drinking

- 3.1. SOCIAL CONSEQUENCES OF DRINKING
- 3.2. WORK PERFORMANCE
- 3.3. VIOLENT CONSEQUENCES OF DRINKING
- 3.4. INTENTIONAL AND UNINTENTIONAL INJURIES
- 3.5. NEUROPSYCHIATRIC CONDITIONS
- 3.6. CARDIOVASCULAR DISEASES
- 3.7. RISKY SEXUAL BEHAVIOUR
- 3.8. REPRODUCTIVE CONDITIONS
- 3.9. OVERALL DEATH
- 3.10. CONCLUSIONS

Alcohol is a toxic substance that can harm almost any system or organ of the body, and is related to more than 60 different disorders with short and long term consequences. For many conditions there is an increasing risk with increasing levels of alcohol consumption, with no evidence of a threshold effect below which alcohol can be regarded as entirely risk free. Alcohol use and a pattern of binge drinking are associated with an increased risk to the individual of negative social consequences, reduced work performance, injuries, drink driving accidents, brain damage, alcohol dependence, suicide, stroke, irregular heart rhythms, coronary heart disease, sexually transmitted diseases, and prema-

ture death. Alcohol use and a pattern of binge drinking are associated with an increased risk to people other than the drinker (third party harm), including negative social consequences, injuries at work, violence and crime, interpersonal violence, accidents from others' drink driving, sexually transmitted diseases, and to the unborn child, a range of neuro-behavioural deficits running through to adolescence and with lifelong consequences.

Alcohol can risk health and well-being through three intermediate and linked ways, direct biochemical effects, episodic heavy drinking (binge drinking), and dependence, Figure 3.1.

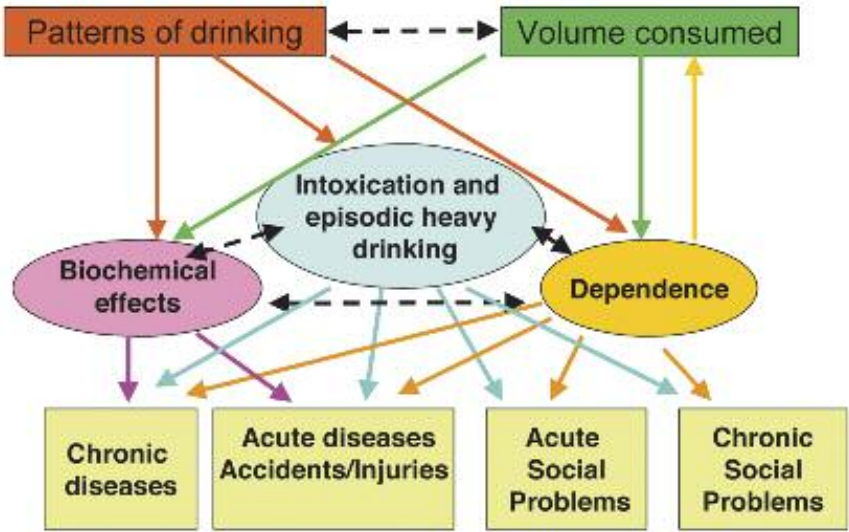


Figure 3.1.: The relationship between alcohol consumption, intermediate variables and alcohol related outcomes. Source: Rehm et al. (2004), modified.

Alcohol can cause harm through both short term, and often brief and intense use such as episodic heavy drinking (or binge drinking), described as the *acute effects* of alcohol, and through prolonged or long term use, described as the *chronic effects* of alcohol. The disorders include those of sudden onset, whose duration is often brief, described as *acute consequences*, and those which last a long time, described as *chronic consequences*. It is important to note that there can be considerable overlap between acute and chronic exposure and between acute and chronic outcomes for individuals and for certain conditions.

The average volume of alcohol consumption, the amount drunk on any one occasion and the frequency of drinking are all related to a number of outcomes, including alcohol-related aggression and alcohol-related injuries. This is well illustrated in a study of alcohol-related aggression in young American men and women who were asked how often they had 'gotten into an argument or fight' during or after drinking in the previous 12 months (Wells et al. 2005). They were asked about how frequently they drank (drinking frequency), how much they drank overall (drinking volume), and the number of days in which five or more drinks had been consumed on the same occasion during the past 30 days (episodic heavy drinking). The study found that drinking frequency, drinking volume and episodic heavy drinking were all independently associated with an increased risk of fights after drinking. When these three drinking variables were analyzed together, it was

found that a considerable proportion of the independent relationship between episodic heavy drinking and aggression was due to the frequency and volume of drinking. When all three drinking variables were considered together, only the frequency of drinking remained statistically significant in its relationship with aggression. Thus, whilst episodic heavy drinking (binge drinking) is important as a risk factor for aggression, at least, in this study, how often the young people drank was more important.

In a Finnish study, an increasing volume of alcohol consumption increased the risk of fatal injury, Figure 3.2 (Paljärvi et al. 2005). However, when analyzing drinking occasions, drinking at the level of one to two drinks on an occasion, regardless of frequency, did not increase the risk of fatal injury, Figure 3.3. Drinking four or more drinks at a time increased the risk of fatal injury, with the risk increasing with the frequency of drinking four or more times on an occasion, and with no evidence that tolerance to alcohol lowered the risk of fatal injuries among frequent heavy drinkers.

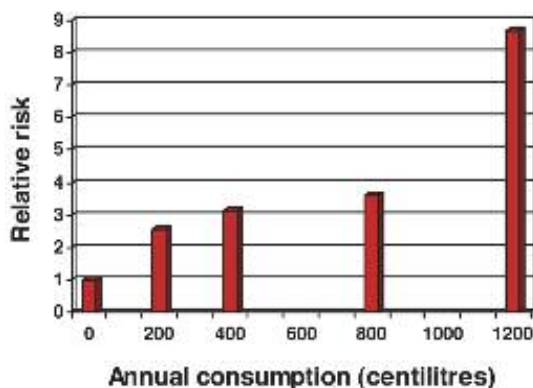


Figure 3.2.: The relationship between volume of alcohol consumption and risk of fatal injury amongst Finnish men. Source: Paljärvi et al. (2005).

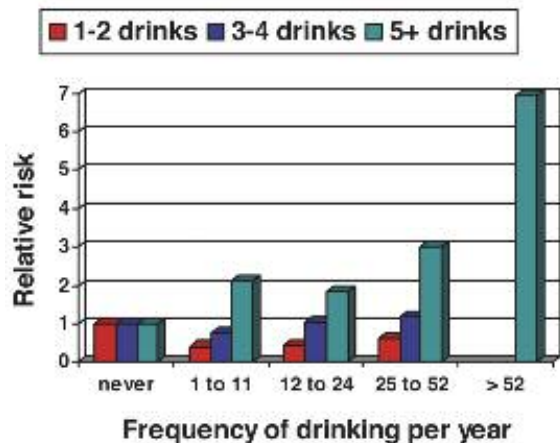


Figure 3.3.: The relationship between frequency of drinking per year and the average number of drinks per drinking occasion and risk of fatal injury amongst Finnish men. Source: Paljärvi et al. (2005).

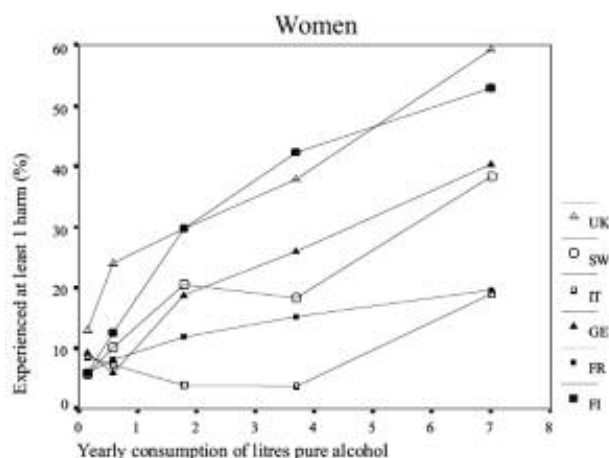
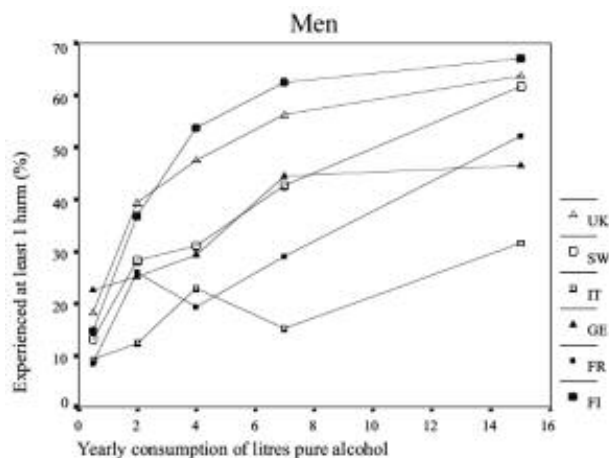


Figure 3.4: Increasing the risk of at least one negative social consequence (getting into a fight, harming home life, marriage, work, studies, friendships or social life) by yearly alcohol consumption for selected European countries. UK United Kingdom, SW Sweden, IT Italy, GE Germany, FR France, FI Finland. Source: Norström (2001).

3.1. SOCIAL CONSEQUENCES OF DRINKING

The risk of the most commonly experienced negative social consequences of alcohol – such as getting into a fight, harming home life, marriage, work, studies, friendships or social life – increases proportionally to the amount of alcohol consumed, with the slope of the curve varying across countries, Figure 3.4. An eight year follow up study from Switzerland found that both a daily consumption of more than 40g of alcohol and weekly heavy drinking occasions (50g of alcohol or more per occasion) were associated with at least one of six negative social consequences (Rehm and Gmel 1999). In this study, episodic heavy drinking appeared to increase the risk of social consequences, independent of the overall volume of consumption. Social harms from other people's drinking are also common, being more common for less severe consequences (such as being kept awake at night by drunk people) than for being harassed in public places, being harassed in private parties, being insulted and being afraid of drunk people in public areas, as well as more severe types of consequences (such as being physically hurt or property damage) (Rossow and Hauge 2004). Studies show that a small proportion of the population are harmed repeatedly and in various ways, with younger people, women, those who report a higher annual alcohol intake, more frequent episodes of intoxication and more frequent visits to public drinking places being more likely to have received harm from someone else's drinking (Rossow 1996; Mäkelä *et al.* 1999). The drinking behaviour of the typical victim of social harms from others' drink-

ing very much resembles the drinking behaviour of those who experience various kinds of alcohol-related social harms from their own drinking (Hauge and Irgens-Jensen 1986; Room *et al.* 1995; Midanik 1999; Mustonen and Mäkelä 1999; Rehm and Gmel 1999).

3.2. WORK PERFORMANCE

Studies analyzing absenteeism rates of people at all levels of alcohol consumption have yielded mixed results (Gmel and Rehm 2003). Some have found no association between absenteeism and drinking. For example, Ames *et al.* (1997) found no significant association between absenteeism and the drinker's usual volume of consumption or frequency of heavy drinking occasions (which they defined as occasions during the past year when a person had 10 or more drinks). Moreover, though drinking at the workplace and hangovers at work were related to other negative consequences, such as workplace injuries, they were not related to absenteeism. A longitudinal study in the UK found that male abstainers had an increased risk of sickness absence compared with lighter drinkers (Marmot *et al.* 1993). A J-shaped relationship has been found in other studies for sickness absence (Vahtera *et al.* 2002), as well as for unemployment (Mullahy and Sindelar 1996) and earnings (Hamilton and Hamilton 1997), although it is not clear in all these studies the extent to which characteristics of the non-drinkers explain the findings, or the extent to which the absenteeism simply reflects a higher extent of health problems in the abstainers as opposed to the light drinkers.

On the other hand, harmful alcohol use and episodic heavy drinking increase the risk of arriving to work late and leaving work early or disciplinary suspension, resulting in loss of productivity; turnover due to premature death; disciplinary problems or low productivity from the use of alcohol; inappropriate behaviour (such as behaviour resulting in disciplinary procedures); theft and other crime; and poor co-worker relations and low company morale (Marmot *et al.* 1993; Rehm and Rossow 2001; Gmel and Rehm 2003). One study conducted at 114 work sites (Mangione *et al.* 1999) showed an almost linear relationship between increasing average consumption and a summary measure of job performance, finding the strongest associations between consumption and getting to work late, leaving early, and doing less work, and only a weak association with missing days of work. Thus, alcohol consumption may have more effect on productivity on the job than on the number of workdays missed.

One study in Denmark, Finland, Norway and Sweden found that 3%-6% of all men and 1%-4% of all women have not gone to work at least once in the past year due to their drinking. Consequences of this type were also much more common for 19-34 year olds than older ages for both men and women (Mäkelä *et al.* 1999). In total, nearly 5% of drinking men and 2% of drinking women across seven EU15 countries reported a negative impact of alcohol on their work or studies in the past year (Ramstedt and Hope 2003). This ranged from 3% or less for men in Sweden and France, to over 9% in the UK and Ireland (the same pattern also holding for women). In Ireland (data not reported for other

countries), young people were much more likely to report problems with work than other age groups, particularly young women (10% at age 18-29 years compared to 1% for 30-49 year-olds). It has been estimated that alcohol caused a potential 99bn-199bn worth of productivity to be lost in the EU in 2003 due to absenteeism, and a further €6bn-€23bn of lost productivity due to unemployment (Anderson & Baumberg 2006).

3.3. VIOLENT CONSEQUENCES OF DRINKING

Aggression and violent crime

A substantial proportion of incidents of aggression and violent crime involve one or more participants who have been drinking (Murdoch, Pihl and Ross 1990; Budd 2003; Pernanen 1991; Collins 1993; Wells, Graham and West 2000; Pernanen *et al.* 2002; Allen *et al.* 2003), with 25%-85% of violent crimes relating to alcohol, the proportion varying across countries and cultures. There is a relationship between alcohol consumption and the risk of involvement in violence, including homicide, which is stronger for intoxication than for overall consumption (Rossow 2000; Wells *et al.* 2000). A large number of studies have demonstrated a significantly increased risk of involvement in violence among heavy drinkers, who are also more likely to be the recipients of violence (Rossow *et al.* 2001; Greenfield and Henneberg 2001).

Episodic heavy drinking, frequency of drinking and drinking volume are all independently associated with the risk of aggression (Wechsler *et al.* 1994; Wechsler *et al.* 1995; Wechsler *et al.* 1998; Kom-

ro et al. 1999; Bonomo et al. 2001; Swahn 2001; Richardson and Budd 2003; Swahn and Donovan 2004; Wells *et al.* 2005), with frequency of drinking appearing to be the most important (Wells *et al.* 2005). Drinking volume was associated with alcohol-related aggression in a general population sample, without any evidence of a threshold effect, even when high quantity drinking was controlled (Room, Bondy and Ferris 1995).

Alcohol is related to aggression in both men and women, with some evidence that alcohol has a greater effect on male aggression than on female aggression (Giancola *et al.* 2002), although one study found similar or slightly increased risks of aggression for women compared with men at the same level of alcohol consumption variables (Wells *et al.* 2005). In this study, aggression was more related to drinking in public places for women, but not for men, when controlling for the drinking variables.

There is an overall relationship between greater alcohol use and criminal and domestic violence, with particularly strong evidence from studies of domestic and sexual violence (Mirrlees-Black 1999; Abbey et al. 2001; Caetano et al. 2001; Brecklin and Ullman 2002; White and Chen 2002; Lipsey *et al.* 1997; Greenfeld 1998). The relationship is attenuated when other characteristics, such as culture, gender, age, social class, criminal status, childhood abuse, and use of other drugs in addition to alcohol are taken into account. Generally the higher the level of alcohol consumption, the more serious is the violence (Gerson and Preston 1979; Martin and Bachman 1997; Sharps *et al.* 2001). Studies from the United Kingdom (Mirrlees-Black 1999) and

Ireland (Watson and Parsons 2005) indicate that one third of intimate partner violence occurs when the perpetrator is under the influence of alcohol. Violence against strangers is more likely to involve alcohol than is violence against intimate partners (Abbey *et al.* 2001; Testa and Parks 1996).

High blood alcohol levels or high levels of consumption are commonly reported not only in the perpetrators of violence, but also in the recipients (Makkai 1997; Mirrlees-Black 1999; Brecklin and Ullman 2002). Alcohol-related sexual assaults by strangers seem to be more likely to occur the greater the alcohol consumption of the recipient, whereas the risk of alcohol-related sexual assaults by partners or spouses seems to be independent of the alcohol consumption of the recipient (Kaufman Kantor and Asdigian 1997; Chermack *et al.* 2001). Many recipients develop drinking problems as a response to sexual violence (Darves-Bornoz *et al.* 1998).

Biological mechanisms

Aside from epidemiological and experimental research relating intoxication and violence (Graham and West 2001; Haines and Graham 2005), there is also research indicating specific biological mechanisms that link alcohol to aggressive behaviour (Bushman 1997; Lipsey *et al.* 1997; Leonard 2005), which are moderated by situational and cultural factors (Wells and Graham 2003). The pharmacological effects of alcohol include increased emotional lability and focus on the present (Graham, West and Wells 2000), decreased awareness of internal cues or less self-awareness (Hull 1981), decreased ability to consider consequen-

ces (Hull and Bond 1986; Pihl, Peterson and Lau 1993; Ito, Miller and Pollock 1996) or reduced ability to solve problems (Sayette, Wilson and Elias 1993), and impaired self-regulation and self-control (Hull and Stone 2004). However, these biological pathways are mediated by people's expectations about how people act after drinking (including how acceptable it is to act drunkenly and how accepted certain behaviours are when drunk), in what has been termed 'drunken comportment'.

Alcohol also appears to interact with personality characteristics and other factors related to a personal propensity for violence, such as impulsivity (Zhang *et al.* 1997, Lang and Martin 1993). Injuries from violence may also be more closely linked to alcohol dependence than other types of alcohol-related injury (Cherpitel 1997). In addition to alcohol consumption and drinking pattern, the social context of drinking is also important for alcohol related aggression (Eckardt *et al.* 1998; Fagan 1990; Martin 1992; Collins and Messerschmidt 1993; Graham *et al.* 1998; Parker and Auerhahn 1998), especially for young people whose drinking behaviour is influenced strongly by peers (Hansen 1997). A meta-analysis found that the effects of alcohol were greater in situations characterized by greater anxiety, inhibition conflict and frustration, while differences between sober and intoxicated persons were smaller in situations involving high provocation or self-focused attention (Ito *et al.* 1996). Further, given sufficient disincentives for aggression the effects of alcohol on aggression can be reduced or even eliminated altogether (Hoaken *et al.* 1998; Jeavons and Taylor 1985).

Public drinking establishments

Public drinking establishments are high-risk locations for alcohol-related aggression (Pernanen 1991; Stockwell *et al.* 1993; Archer, Holloway and McLouglin 1995; Rossow 1996; Leonard, Quigley and Collins 2002; Quigley & Leonard 2004). However, drinking contexts by themselves do not explain the relationship between alcohol and aggression, since the impact of alcohol also acts independently of the context or setting in which drinking is taking place (Wells *et al.* 2005). The environment for alcohol-related aggression is also not independent of drinking. Although a few incidents that occur in bars involve interpersonal conflict between friends or couples that might have occurred in another setting, almost all incidents of aggression that occur in bars are unplanned, emerge from the social interaction in the bar (Graham and Wells 2001) and often involve strangers. The Comparative Risk Assessment study of the World Health Organization concluded that it seems reasonable to assume that almost all incidents of violence occurring in bars and other environments where drinking is the main activity should be considered attributable to alcohol, either directly through the pharmacological effects of alcohol or indirectly through the social norms related to drinking (Rehm *et al.* 2004).

Marital harm and violence

A large number of cross-sectional studies have demonstrated a significant positive association between heavy drinking and the risk of marital breakdown (Leonard and Rothbard 1999), but only a few well-designed studies have demonstrated a significantly increased risk of separation or divorce among mar-

ried heavy drinkers as compared to others (Fu and Goodman 2000). A large number of cross-sectional studies (Lipsey *et al.* 1997; Leonard 2005) and a few longitudinal studies on alcohol consumption and marital aggression have shown that husbands' heavy drinking increases the risk of marital violence (Quigley and Leonard 1999), in a dose dependent manner (Kaufman Kantor and Straus 1987). Testa *et al.* (2003) reported that episodes of violence in which the husband was drinking involved more acts of violence and were more likely to involve severe violence compared to sober violence episodes. It also seems that treatment for alcohol dependence reduces intimate partner violence (O'Farrell and Choquette 1991; O'Farrell *et al.* 1999; O'Farrell *et al.* 2000; O'Farrell *et al.* 2003; Stuart *et al.* 2003). Thus, it seems reasonable to conclude that alcohol can be a contributing cause of violence (Leonard 2005). Women with alcohol-related problems often have marital problems (Blankfield and Maritz 1990), and are less confident about resolving marital disagreement (Kelly *et al.* 2000). Women who are alcohol-dependent report high rates of aggression in their spouses (Miller *et al.* 1989, Miller and Downs 1993) and women who are in receipt of alcohol related violence tend to drink more (Olenick and Chalmers 1991).

Child abuse

Parental drinking can affect the environment in which a child grows up through financial strain, poor parenting, marital conflicts and negative role models (Gmel and Rehm 2003). A large number of studies have reported a variety of childhood mental and behavioural disorders to be more prevalent among

children of heavy drinkers than others, although many of these studies have been criticized for inadequate methodology (Miller *et al.* 1997; Rossow 2000; Widom and Hiller-Sturmhofel 2001). A few recent reports from well-designed studies have shown a higher risk of child abuse in families with heavy drinking parents (Rossow 2000). Systematic reviews have suggested that alcohol is a cause of child abuse in 16% of cases (English *et al.* 1995; Ridoloflo and Stevenson 2001).

3.4. INTENTIONAL AND UNINTENTIONAL INJURIES

Drinking and driving

The risk of drinking and driving increases with both the amount of alcohol consumed and the frequency of high volume drinking occasions (Midanik *et al.* 1996), and blood alcohol concentration levels (Blomberg *et al.* 2002; Hingson and Winter 2003). A review of 112 studies provided strong evidence that impairment in driving skills begins with any departure from a zero blood alcohol concentration level (BAC) (Moskowitz and Fiorentino 2000). Comparison of blood alcohol concentrations (BACs) of drivers in accidents with the BACs of drivers not involved in accidents find that male and female drivers at all ages who had BACs between 0.2g/l and 0.49g/l had at least a three times greater risk of dying in a single vehicle crash. The risk increased to at least 6 times with a BAC between 0.5g/L and 0.79g/L and 11 times with a BAC between 0.8g/l and 0.99 g/L (Zador *et al.* 2000). The risks are greater for serious and fatal crashes, for single-vehicle crashes, and for younger people. Even relatively low

doses of alcohol consumption (20g of alcohol) can impair driving in the presence of relative sleep deprivation (Horne *et al.* 2005). The use of alcohol increases both the possibility of being admitted to hospital from drink-drive injuries, and the severity of the injuries (Borges *et al.* 1998).

Injuries

There is a relationship between the use of alcohol, largely in the short term, and the risk of fatal and non-fatal accidents and injuries (Cherpitel *et al.* 1995; Brismar and Bergman 1998; Smith *et al.* 1999; Macdonald *et al.* 2005). In an Australian study, the risk of sustaining an injury after consuming more than 60g of alcohol in a 6-hour period was ten times greater for women and two times greater for men (McLeod *et al.* 1999). People who usually drink alcohol at lower levels, but who engage periodically in drinking large quantities of alcohol, are at particular risk (Watt *et al.* 2004). Alcohol increases the risk of attendance at hospital emergency rooms in a dose dependent manner (Cherpitel 1993; Cherpitel *et al.* 2003; Borges *et al.* 2004; Cherpitel *et al.* 2005); between 20% and 80% of emergency room admissions can be alcohol-related (Hingson and Howland 1987). Alcohol alters the treatment course of injured patients and can lead to surgical complications (Smith *et al.* 1999) and a greater likelihood of death (Li *et al.* 1994).

Suicide

Heavy drinking is a major risk factor for suicide and suicidal behaviour among both young people and adults (Lesage *et al.* 1994, Andrews and Lesinsohn 1992; Beautrais 1998). There is a direct relationship between alcohol consumption

and the risk of suicide and attempted suicide, which is stronger for intoxication than for overall consumption (Rossow 1996).

3.5. NEUROPSYCHIATRIC CONDITIONS

Adolescent binge drinking

Heavy drinking during adolescence and young adulthood is associated with poorer neurocognitive functioning during the young adult years, and particularly with impairment of attention and visuospatial skills (Tapert *et al.* 2004). Brain imaging and studies of event-related potentials have demonstrated that heavy alcohol consumption during adolescence and young adulthood also can lead to subtle but significant abnormalities in brain structure and function. The alterations observed include reduced hippocampal volume, disturbed white-matter integrity, delayed neural response during information processing, and reduced brain response in key regions during tasks requiring working memory. These abnormalities may represent subtle early harm to brain cells and other constituents that may result from the neurotoxic effects of alcohol.

Alcohol dependence

No matter how drinking is measured (Grant and Harford 1990; Muthen *et al.* 1992; Dawson and Archer 1993; Hall *et al.* 1993; Caetano and Tam 1995; Midanik *et al.* 1996; Caetano *et al.* 1997), the risk of alcohol dependence increases with both the volume of alcohol consumption and a pattern of drinking larger amounts on an occasion (Caetano *et al.* 1997; Caetano and Cunradi 2002). Both the UK based OPCS national psychiatric morbidity survey (Farrell *et al.* 2001) and the US ba-

sed NHIS-88 survey (Caetano *et al.* 1997) found that the risk of alcohol dependence increased linearly with the volume of alcohol consumption, with a pattern of drinking that included the consumption of five or more drinks per day considerably increasing the risk in the US study.

The association between alcohol consumption and dependence should not be seen as flowing in one direction only, i.e. from drinking to alcohol dependence. One of the characteristics of alcohol dependence is self-perpetuation. Once installed, dependence itself influences both the pattern and volumes of alcohol consumption, which in turn leads to the maintenance of dependence.

Alcohol dependence is particularly common amongst young adults (Farrell *et al.* 2001; Caetano 1999; Caetano and Cunradi 2002), with frequent drinking at ages 14-15 years predicting alcohol dependence at age 20-21 years (Bonomo *et al.* 2004), and binge drinking at age 16 years predicting alcohol dependence at age 30 years. There is a progression from alcohol use through harmful use to alcohol dependence, and an increasing risk of dependence with duration of exposure to alcohol. One half of people who eventually become dependent do so within ten years of the first use of alcohol (Wagner and Anthony 2002), although the most severe forms of alcohol dependence are rare before the age of 30 years (Coulthard *et al.* 2002).

The two factors that contribute to the development of alcohol dependence are psychological reinforcement and biological adaptation within the brain (World Health Organization 2004; Spanagel and Heilg 2005).

3.6. CARDIOVASCULAR DISEASES

Stroke

There are two main types of stroke: ischaemic stroke which follows a blockage of an artery supplying blood to the brain; and haemorrhagic stroke (also including subarachnoid haemorrhage) which follows bleeding from a blood vessel within the brain. Alcohol increases the risk of haemorrhagic stroke (Corrao *et al.* 1999; Reynolds *et al.* 2003). There is a J-shaped relationship between alcohol consumption and risk of ischaemic stroke, with consumption levels of up to 24g a day reducing the risk, whereas consumption levels of 60 or more grams per day increased the risk (Reynolds *et al.* 2003). Episodic heavy drinking is an important risk factor for both ischaemic and haemorrhagic stroke, and is particularly important as a cause of stroke in adolescents and young people. Up to 1 in 5 of ischaemic strokes in persons less than 40 years of age are alcohol-related, with a particularly strong association among adolescents (Hillbom and Kaste 1982).

Coronary heart disease

Whereas low doses of alcohol may protect against heart disease, high doses increase the risk, and high volume drinking occasions may precipitate myocardial ischaemia or infarction and coronary death (Trevisan *et al.* 2001a; Trevisan *et al.* 2001b; Murray *et al.* 2002; Gmel *et al.* 2003 Britton and Marmot 2004; Trevisan *et al.* 2004).

Irregularities in heart rhythms

Episodic heavy drinking increases the risk of heart arrhythmias and sudden coronary death, even in people without any evidence of pre-existing heart

disease (Robinette *et al.* 1979; Suhonen *et al.* 1987; Wannamethee and Shaper 1992; Mukamal *et al.* 2005). Atrial fibrillation appears the most common form of arrhythmia induced by both consistent heavy alcohol consumption and high volume drinking occasions. It has been estimated that in 15%-30% of patients with atrial fibrillation, the arrhythmia may be alcohol-related, with possibly 5%-10% of all new episodes of atrial fibrillation explained by excess alcohol use (Rich *et al.* 1985).

3.7. RISKY SEXUAL BEHAVIOUR

Risky sexual behaviour

A review of the relationship between alcohol use and risky sexual behaviour amongst young people found that drinking alcohol was strongly related to the decision to have sex and to indiscriminate forms of risky sex (e.g., having multiple or casual sex partners), but was inconsistently related to protective behaviours (e.g., condom use) (Cooper 2002). The links among alcohol use, the decision to have sex and indiscriminate behaviours were found in both between-persons and within-persons analyses, suggesting that these relationships cannot be adequately explained by stable individual differences between people who do and do not drink. Analysis of event characteristics showed that drinking was more strongly associated with decreased protective behaviours among younger individuals, and on first intercourse experiences.

Sexually transmitted diseases

A systematic review of the relationship between alcohol consumption and sexually transmitted diseases (STD)

identified 42 eligible studies, of which only 11 included a measure of alcohol consumption that could be used to identify problem drinking and thereby be sufficiently informative to make a reasonable conclusion about the relationship of problem drinking to STD (Cook & Clark 2005). Eight of these 11 studies found an increased risk of STD, and the other three found no significant association. Of these three, one had a very small sample size, another used a very insensitive measure of STD, and the third just missed achieving statistical significance. Taken together, these results suggest that problem drinking is clearly associated with an increased risk of STDs across a wide variety of populations. The results from the studies with general measures of alcohol consumption were similar, with the majority finding a significant association with at least one STD. The 42 articles included over 30 different types of alcohol measurement descriptions, making it difficult to come up with clear conclusions about which particular pattern of alcohol consumption is associated with the greatest risk.

Although alcohol consumption does not by itself cause an STD, it can directly affect risk either by increasing the risk that one is exposed to an STD through risky sexual behaviour or selection of high-risk partners (Leigh & Stall 1993; Leigh 2002). Another plausible mechanism is that alcohol consumption might increase the biologic susceptibility to an STD if exposed, through adverse effects on the immune system or other direct biologic changes (Kovacs *et al.* 2002).

One US based study of HIV infected persons found that nearly two thirds of per-

sons reported sexual activity in the past 6 months, with 38% reporting unprotected sex during that period (Stein *et al.* 2005). All measures of alcohol use were significantly associated with any sexual activity and with unsafe sexual behaviour. As an example, controlling for age, HIV transmission risk, marital status, and HIV clinical indicators, hazardous drinkers were 5.64 times more likely to report unprotected sex and have multiple partners ($p < 0.01$) than were those not drinking at hazardous levels.

Pregnancy

There is evidence that women with unintended pregnancies were more likely to have engaged in binge drinking in the preconception period compared with women whose pregnancies were intended, with the strength of the association increasing with the number of binge drinking episodes (Naimi *et al.* 2003). In addition to the increased risk of unintended pregnancy, the preconception binge drinkers were more likely than nonbinge drinkers to expose their foetuses to established risk factors for adverse pregnancy outcomes. For example, binge drinkers may unknowingly expose their foetuses to high concentrations of alcohol during the period after conception but before pregnancy confirmation. In addition, preconception binge drinkers were more likely than nonbinge drinkers to consume alcohol, binge drink, and smoke after their pregnancy was established.

3.8. REPRODUCTIVE CONDITIONS

Alcohol shows reproductive toxicity. Prenatal exposure to alcohol can be associated with a distinctive pattern of intel-

lectual deficits that become apparent later in childhood, including reductions in general intellectual functioning and academic skills as well as deficits in verbal learning, spatial memory and reasoning, reaction time, balance, and other cognitive and motor skills (Mattson *et al.* 2001; Chen *et al.* 2003; Koditowakko *et al.* 2003). Some deficits, like problems with social functioning, appear to worsen as these individuals reach adolescence and adulthood, possibly leading to an increased rate of mental health disorders (Jacobson and Jacobson 2002). Although these deficits are most severe and have been documented most extensively in children with Foetal Alcohol Syndrome (FAS), children pre-natally exposed to lower levels of alcohol can exhibit similar problems (Gunzerath *et al.* 2004) in a dose dependent manner (Sood *et al.* 2001), exacerbated by episodic heavy drinking (Jacobson and Jacobson 1994; Jacobson *et al.* 1998; Streissguth *et al.* 1993 1994).

One detailed series of studies examining the effects of binge exposure on off-spring development has been undertaken by the Seattle Longitudinal Prospective Study on Alcohol and Pregnancy. When the children were studied at age 7.5 years, maternal binge drinking (i.e., consumption of five or more drinks per occasion) in the month prior to pregnancy recognition was the best predictor of neurobehavioral deficits in attention, memory, and cognitive processing as well as inflexibility in problem-solving. Moreover, the children exposed to binge drinking before their mothers realized that they were pregnant were more likely to be rated by their parents as having learning problems, being below average academically, and being

hyperactive and impulsive. The children also were more likely to be rated by teachers as expressing behaviours that were incompatible with learning (Streissguth *et al.* 1990). Average volume of consumption and frequency of drinking did not predict these neurobehavioral outcomes. When the children were studied again at age 11, children of binge drinking mothers were still classified as having problems with distractibility, restlessness, and lack of persistence (Olson *et al.* 1992). Finally, when the children reached age 14 years, binge drinking still significantly predicted some critical neurobehavioral measures (i.e., problems with response inhibition and

fluctuating attention span) (Streissguth *et al.* 1994b).

3.9. OVERALL DEATH

A recent meta-analysis of 34 studies, which followed a total 1 million subjects for an average length of 12 years, with 94,000 deaths, showed that compared with an alcohol consumption of about 5g/day, women consuming 60g alcohol a day had an approximately 60% increase in risk of death and men an approximately 30% increase in risk of death, Figure 3.5 (Castelnuovo *et al.* 2006). At 40g alcohol a day, the increased risk for women was a little over 30%.

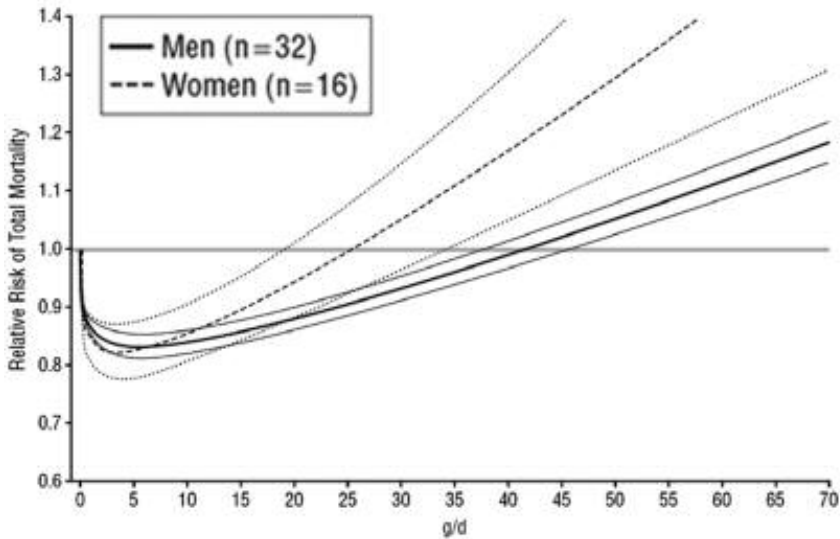


Figure 3.5: Relative risk of total mortality related to alcohol consumption (g/day).

Source: (Castelnuovo *et al.* 2006)

In the British doctor's study, which followed up 12,000 male doctors aged between 48 and 78 years (mean age 64) for 23 years, the age standardized annual death rate at 5g alcohol/day was 3.4%, and at 50g/day just over 4%, a 20%

difference (Doll *et al.* 2005). In other words, of the light drinkers, 22% would still be alive after 23 years, but of the heavy drinkers, 7% would still be alive after 23 years.

There is some evidence that at any given volume of drinking, those drinking higher amounts on a given drinking occasion have a higher risk of death (Tolstrup et al. 2004).

3.10. CONCLUSIONS

As summarized in the table below, episodic heavy drinking (binge drinking) increases the risk of a wide range of social and health harms for both the individual drinker, and others than the drinker, including crime and violence, intentional and unintentional injuries, cardiovascular diseases, sexually transmitted

diseases, and reproductive conditions. For all of these conditions, with the exception of ischaemic stroke and ischaemic heart disease, it appears that the risk increases in a dose dependent manner with increased frequency of drinking, and increased amount of alcohol consumed on a drinking occasion. For ischaemic heart disease, the relationship is Jshaped, with the risk increasing in a dose dependent manner after the bottom of the J. What these individual risk functions mean for harm done by episodic heavy drinking to Europe as a whole is discussed in the next chapter.

The harm done by binge drinking		
	Condition	Summary of findings
Social well being		
To the individual drinker	Negative social consequences	For getting into a fight, harming home life, marriage, work, studies, friendships or social life, the risk of harm increases proportional to the amount of alcohol consumed.
	Reduced work performance	Higher alcohol use results in reduced employment and increased unemployment and reduced productivity.
To people other than the drinker	Negative social consequences	Social harms from other people's drinking are more common for less severe consequences (such as being kept awake at night by drunk people) than for more severe ones (such as being afraid of drunk people in public areas). Negative social consequences to others have higher rates in the population than social consequences to the drinker.
	Reduced work performance	When compared to lighter drinking, higher alcohol use results in lowered productivity and increased injury to others.

	Condition	Summary of findings
Intentional and unintentional injuries		
To the individual drinker	Violence	There is a relationship between alcohol consumption and the risk of involvement in violence, which is stronger for episodic heavy drinking than for overall consumption. The higher the alcohol consumption, the more severe the violence.
	Drinking and driving	The risk of drinking and driving increases with both the amount of alcohol consumed and the frequency of high volume drinking occasions. There is a 38% increased risk of accidents at a blood alcohol concentration level of 0.5g/L.
	Injuries	There is a relationship between the use of alcohol and the risk of fatal and non-fatal accidents and injuries. People who usually drink alcohol at lower levels, but who engage periodically in drinking large quantities of alcohol, are at particular risk.
To people other than the drinker	Violence and crime	There is a relationship between alcohol consumption and the risk of involvement in violence (including homicide), which is stronger for episodic heavy drinking than for overall consumption. There are also relationships between greater alcohol use and sexual violence (particularly violence against strangers) and domestic violence (although this is attenuated when other factors are taken into account). Generally the higher the level of alcohol consumption, the more serious the violence.
	Marital harm	Beyond a strong association between heavy drinking and marital breakdown, a few well designed studies have demonstrated a significantly increased risk of separation or divorce among married heavy drinkers.

	Condition	Summary of findings
Intentional and unintentional injuries		
To the individual drinker	Child abuse	A large number of studies, not always of good methodology, have reported a variety of childhood adversities to be more prevalent among children of heavy drinkers than others.
	Drinking and driving	The risk of crashes and injuries to others from drinking increases with both the volume of alcohol consumption and the number of heavy drinking occasions.
Neuropsychiatric conditions		
To the individual drinker	Brain damage	Heavy drinking during adolescence and young adulthood is associated with poorer neurocognitive functioning during the young adult years.
	Alcohol dependence	The risk of alcohol dependence begins at low levels of drinking and increases directly with both the volume of alcohol consumed and a pattern of drinking larger amounts on an occasion. Young adults are particularly at risk.
	Suicide	There is a direct relationship between alcohol consumption and the risk of suicide and attempted suicide, which is stronger for episodic heavy drinking than for overall consumption.
Cardiovascular diseases		
To the individual drinker	Stroke	Episodic heavy drinking is an important risk factor for both ischaemic and haemorrhagic stroke, and is particularly important as a cause of stroke in adolescents and young people.
	Irregularities in heart rhythms	Episodic heavy drinking increases the risk of heart arrhythmias and sudden coronary death, even in people without any evidence of pre-existing heart disease.
	Coronary heart disease (CHD)	Whereas low doses of alcohol may protect against heart disease, high doses increase the risk, and high volume drinking occasions may precipitate myocardial ischaemia or infarction and coronary death.

	Condition	Summary of findings
Sexually transmitted diseases (STD)		
To the individual drinker	STD, including HIV/AIDS	Problem drinking is clearly associated with an increased risk of STDs across a wide variety of populations.
To people other than the drinker	STD, including HIV/AIDS	HIV infected persons who are hazardous drinkers are more likely to report unprotected sex and have multiple partners than those not drinking at hazardous levels.
Pre-natal conditions		
To people other than the drinker	Neuro-behavioural deficits	Maternal binge drinking (i.e., consumption of five or more drinks per occasion) in the month prior to pregnancy is related to neurobehavioural deficits in attention, memory, and cognitive processing as well as inflexibility in problem-solving amongst offspring, at least up to age 14 years.
Total mortality		
To the individual drinker		Compared with an alcohol consumption of about 5g/day, women consuming 40g alcohol a day and men consuming 60g a day have an approximately 30% increase in risk of death over a 12 year period. At any given volume of drinking, those drinking higher amounts on a given drinking occasion have a higher risk of death.

4

CONSEQUENCES OF BINGE DRINKING IN EUROPE

4.1. CONSEQUENCES OF BINGE DRINKING

4.2. CONCLUSIONS

Across different European countries, it has been estimated that some 7% to 80% of crime and some 16% to 71% of domestic or intimate partner violence is linked to intoxication. Each year in the European Union, episodic heavy drinking is related to 2,000 homicides (4 in 10 of all murders), 17,000 deaths from road traffic accidents (1 in 3 of all road traffic fatalities), including 10,000 deaths of people other than the drinker, 27,000 accidental deaths, 10,000 suicides (1 in 6 of all suicides), 16% of all child abuse and neglect, with some 5-9 million children living in families adversely affected by alcohol. Alcohol is a cause of 7.4% of the total burden of disability and premature death facing Europe, with a high proportion of this burden due to alcohol-related injuries. Alcohol-related injuries are also an important cause of inequalities in health between and within European countries. Throughout Europe, changes in death rates from accidents, homicides and suicides parallel changes in overall levels of alcohol consumption.

4.1. CONSEQUENCES OF BINGE DRINKING

Alcohol-related crime in Europe

Alcohol use is associated with crime in all European countries, and is particularly involved with violent crimes, Table 4.1 (Anderson & Baumberg 2006). The proportion of violent crimes reported to be committed under the influence of alcohol is highest in the Nordic countries. Other surveys in the Nordic countries have also found 2%-3% of men and 1%-2% of women have been physically harmed by a drunk person in the past year (Mäkelä et al. 1999; Rossow and Hauge 2004). In contrast, a survey within the

ECAS project found the highest rates of people who report being in a fight when drinking came from Germany, the UK (both >5% of drinking men) and Ireland (>10%), with the lowest rates of around 1% coming from Italy and Sweden (Ramstedt and Hope 2003).

Even within violent crimes as a whole, the involvement of alcohol may vary. In Finland, Germany, Norway, Poland and the UK, assault associations seem higher than those for robbery and sexual crimes, although the range of results is also greater and more spread out between victim and offender drinking. Vandalism also shows a strong association with alcohol where data is available (Belgium, Estonia, Latvia and Norway), as does theft in a number of countries. The alcohol-crime link for all of these is stronger for drinking to intoxication – in the UK, for example, 24% of all violent offences are committed by 18-24 year old binge-drinkers, compared to 16% for other regular drinkers and 5% by occasional- or non-drinkers of the same age (Matthews and Richardson 2005).

Time series analyses suggest that the alcohol-attributable fraction for assaults was moderately larger in Sweden and Norway (50%) than France (33%), with no significant effect found in Denmark (Lenke 1990). In contrast, the effect of a one litre change in consumption was far weaker in France than elsewhere, but the much higher level of consumption in France gave a similar role of alcohol in assaults overall. A similar result can be seen for homicide, where northern European countries show stronger effects per litre (Room and Rossow 2001; Rossow, Pernanen, and Rehm 2001). Yet once more, those countries showing

smaller effects per litre are also those with higher levels of consumption, with a net result that the estimate of the

number of alcohol-attributable homicides per capita is similar in northern and southern Europe (see below).

Table 4.1 Selected crimes and their relation to alcohol

	Country	% linked to alcohol	Type of link
<i>All crimes</i>	Belgium	20	Intoxication
	England & Wales	25	Under-the-influence
	Finland	47	Intoxication, prisoners
	Germany	7	Under-the-influence
	Hungary	35	Intoxication
	Latvia	34	Under-the-influence
	Lithuania	21	Under-the-influence
<i>Violent crime</i>	Belgium	40	Intoxication
	England & Wales	48	Under-the-influence
	Estonia	66-70	Alcohol-related
	Finland	66	Intoxication, prisoners (assault)
	France	35	1973 data; Alcohol-related (assault)
	Germany	24	Under-the-influence
	Norway	80	Intoxication
	Spain	42	Under-the-influence, victims in A&E
	Sweden	86	Intoxication
<i>Robbery</i>	England & Wales	19	Under-the-influence
	Finland	53	Intoxication, prisoners
	Norway	40	Intoxication
	Poland	40	Intoxication
<i>Sex offences/ Rape</i>	England & Wales	58	Alcohol-related
	Finland	49	Intoxication, prisoners
	Germany	29	Under-the-influence
	Norway	60	Intoxication

The methodology underlying these data is not consistent – any comparisons of these values should, therefore, be done with caution.

1 Sources are: Belgium, Estonia, Hungary, Norway, Poland and Sweden (Rehn, Room, and Edwards 2001); Finland (Murdoch, Pihl, and Ross 1990; Salomaa 1995); France (Murdoch, Pihl, and Ross 1990); Germany (Buhringer et al. 2002); Latvia and Lithuania (Alcohol Policy Network 2005); Spain (MacDonald et al. 2005); UK (Leontaridi 2003)

2 As described by the source of data – Intoxication: either victim of offender’s view on whether offender was intoxicated; BAC: Blood Alcohol Concentration from police test; Under-the-influence: described as such in the source; Attribution: either victim or offender attributes harm to drinking; Alcohol-related: either an unspecified link, a self-report of any alcohol use in the 4-6 hrs immediately prior to the event,

It has been estimated that the overall total cost to Europe of crime due to alcohol was €33bn in 2003 (Anderson & Baumberg 2006). The greatest cost within this is for spending on police, courts and prisons (€15bn). The remaining amount is made up of costs in anticipation of crime (crime prevention expenditure such as burglar alarms, together with the administration of insurance) (€12bn), and property damage from crime (€6bn). Beyond these tan-

gible costs, it has been estimated that the value on the physical and psychological effect of violent crime on the victims range between €9bn-€37bn per year (€52bn for the cost of alcohol-related crime).

Alcohol and domestic violence in Europe

It has been estimated that some 16%-71% of domestic or intimate partner violence is related to alcohol across Europe (see Table 4.2).

Table 4.2 Selected crimes and their relation to alcohol

	Country	% linked to alcohol	Type of link
Domestic violence	France	30	Alcohol-related
	England & Wales	53	Under-the-influence
	Iceland	71	Attribution
	Ireland	34	Attribution (trigger)
		71	Alcohol-related
	Netherlands	30	Intoxication
	Portugal	16	Alcohol (or other drug) related
	Spain	25	Alcohol-related
	Switzerland	26	Attribution
40		Alcohol-related	

Most Europeans believe alcohol to be causally linked, with a European survey finding that “alcoholism” – cited by nearly 19 of every 20 citizens of *each* Member State – is regarded as the leading cause of domestic violence (Eurobarometer 1999). Alcohol has similarly been linked to individuals’ home lives or marriages, with 4% of men and 2% of women across seven countries saying this has been harmed by their drinking (Ramstedt and Hope 2003). Fewer problems were mentioned in southern Europe than elsewhere, although, it is impossible to know if this is due to

cultural biases or a real difference in the level of harm. A similar question has also been asked of 45-64 year-olds in Krakow (Poland) and Karvina-Havirov (Czech Republic), which found a very high level of reported home life problems among men (Bobak *et al.* 2004).

Some 16% of child abuse is estimated to be due to alcohol (English *et al.* 1995). Reports from Denmark, Hungary, the Netherlands, Portugal, Spain and the UK support a figure of this magnitude, with alcohol related in various ways to 10%-50% of cases (McNeill 1998; Sundheds-

ministeriet [Ministry of Health] 1999; WHO 2004).

Intentional and unintentional injuries in Europe

Over 2,000 homicide deaths per year are attributable to alcohol – a small proportion of the total harm done by alcohol, but 4 of every 10 homicides that occur in the European Union. Studies from Finland, France (1973), Germany, Norway, Poland, Sweden and the UK suggest that 40%-70% of homicides are alcohol-

related in some way. Time-series show that although the effect per litre was greater in northern Europe, the higher consumption levels in southern Europe mean that the overall estimated number of alcohol-attributable homicides is similar in northern and southern Europe, Figure 4.1 (Rossow 2001). In actual fact, the estimated share of all homicides that are due to alcohol is slightly higher in southern (61% of all homicides) than northern Europe (50% of a higher homicide rate).

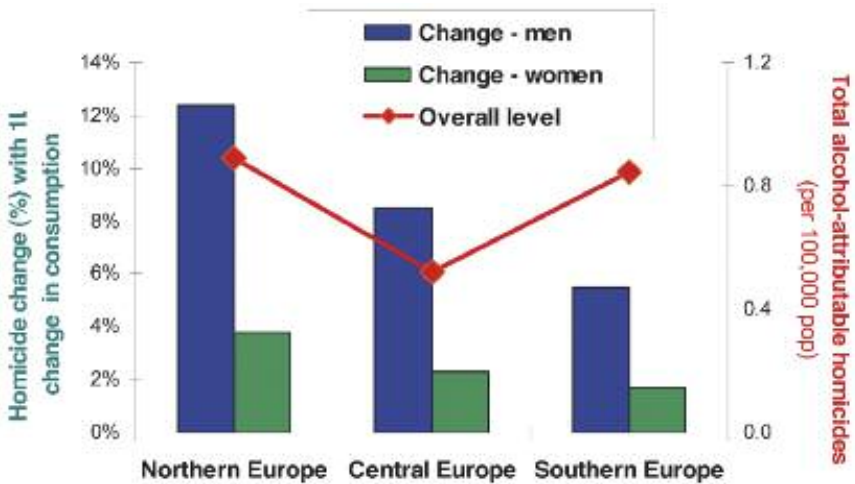


Figure 4.1: Homicides and alcohol in northern, central and southern Europe.

Source: (Rossow 2001)

Deaths by **suicide** account for 7%-8% of the total deaths due to alcohol, a toll that is greater for men. The 10,000 deaths represent more than 1 in every 6 suicides. Stronger alcohol effects on suicide are found in the Nordic countries than in France, Portugal or Hungary (Rossow, Pernanen, and Rehm 2001) or more generally in southern and central Europe (Norström *et al.* 2001).

The best estimate suggests that more than 1 in 3 **road traffic fatalities** are due

to alcohol (Anderson & Baumberg 2006). These drink-driving deaths are not equally split between genders, with 15,000 male deaths compared to 2,000 deaths for females. Looking only at damage to property, the cost of traffic accidents in the EU has been estimated to be €10bn in 2003.

The cost due to alcohol in human lives is even higher for other accidents than for drink-driving, with a toll of 27,000 deaths (including alcohol-related

drowning, falls, fights, and fires, occupational and recreational injuries). Together with road traffic accidents this accounts for 1.1m DALYs, the majority for men, and accounting for one quarter of the male burden of disease and disability from alcohol.

Overall burden of episodic heavy drinking

One way of assessing the scale of alcohol as a public health problem is to examine the whole burden of illness and disease, looking at years of healthy life. The WHO uses a measure called Disability-Adjusted Life Years (DALYs) to estimate the number of healthy years of life lost due to each risk factor. For example,

while a year of perfect health will count as 1 and a year of death will be 0, a year of damaged health that significantly affects Quality of Life will be somewhere in between. DALYs measure a gap in health between the current position and what could be achieved. Alcohol is responsible for the loss of over 4.5 million DALYs every year in the EU, 7.4% of all DALYs, Figure 4.2. This is principally for men, accounting for 12% of all male ill-health and premature death and a smaller but still sizeable 2% of all female ill-health and premature death. The larger proportion of the burden arises from alcohol-related accidents and neuropsychiatric conditions.

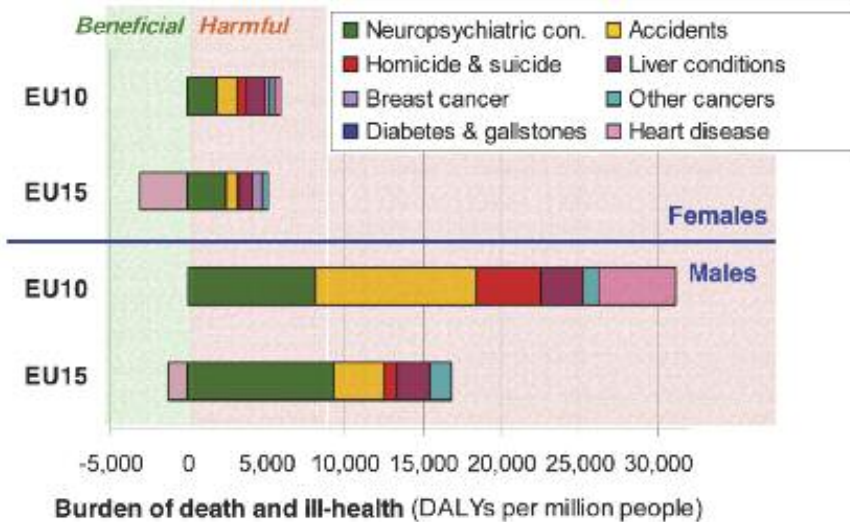


Figure 4.2: Alcohol-attributable burden of death and ill-health in the European Union Adapted from WHO’s Global Burden of Disease study (Rehm et al. 2004)

Alcohol is the third-leading risk factor for death and disability in the European Union, ahead of obesity/overweight and

nearly four times that of illicit drugs, Figure 4.3. Only blood pressure and tobacco account for a greater morbidity toll.

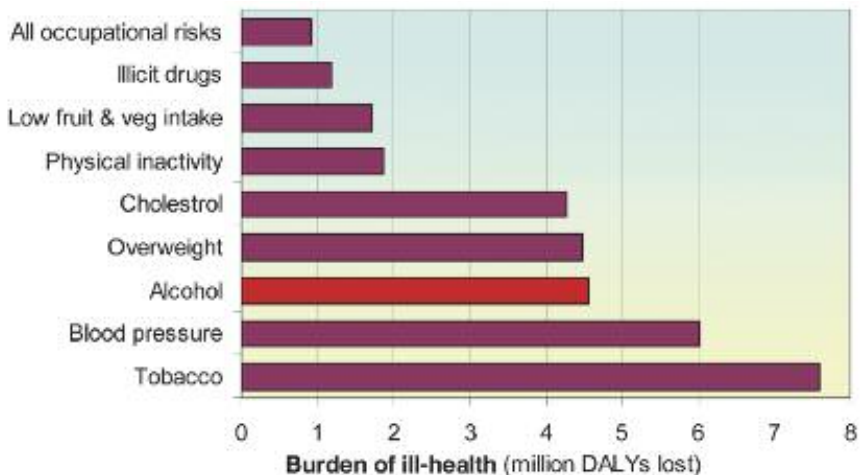


Figure 4.3: Top 9 risk factors for ill-health in the European Union. Adapted from WHO's Global Burden of Disease study (Rehm et al. 2004)

Although the absolute numbers of alcohol-related deaths are smaller in the younger rather than the older age groups, a higher proportion of deaths in younger people are due to alcohol, than in older people. At an age of death of between 15 and 29 years, 27% of all deaths occurring in men (13,000 deaths)

and 11% (2,000 deaths) of all deaths occurring in women are due to alcohol, Figure 4.4. The high level of harms to young people is due to the importance of intentional and unintentional injury as primary causes of death in young people.

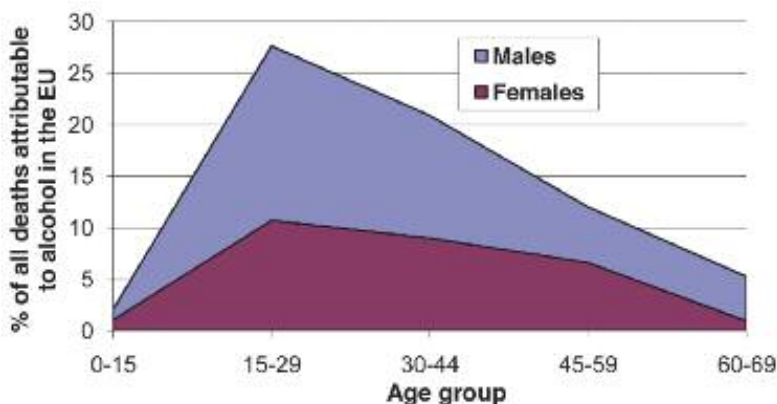


Figure 4.4 The share of deaths attributable to alcohol in EU citizens younger than age 70 years (year 2000). Source: Rehm (2005).

Inequalities between and within European countries

There is a substantial health gap across Europe, with a difference in life expectancy at birth between EU countries of as much as 10 years. Against this background, it is clear that many of the individual conditions that contribute to the health gap are linked to alcohol (McKee, Adany, and MacLehose 2004). Death rates from injuries and violence are consistently high in the EU10, as are cirrhosis rates in several countries. Patterns of drinking also ensure that alcohol exacerbates rather than mitigates the numerous other negative effects of drinking in eastern Europe. The estimates suggest that alcohol is responsible for a difference in the crude death rate of approximately 90 extra deaths per 100,000 people for men and 60 per 100,000 for women (as well as 16,000 DALYs per mil-

lion people for men and 4,000 DALYs per million for women) in the EU10, compared with the EU15 (Anderson & Baumberg 2006).

For males dying between the ages of 20 and 64 years, injuries are responsible for nearly half (46%) of the difference in life expectancy between the three Baltic states (Estonia, Latvia and Lithuania) and the EU15, and for one fifth (22%) of the difference between central and eastern Europe (Poland, Czech Republic, Slovakia, Hungary, Slovenia, Romania, Bulgaria) and the EU15 (Rehm et al. 2006). Whereas in the EU15, alcohol is responsible for 29% of all male injuries and 19% of all female injuries, in the central and eastern European countries, the proportions are 38% and 29%, and in the three Baltic states 48% and 42% respectively, Figure 4.5.

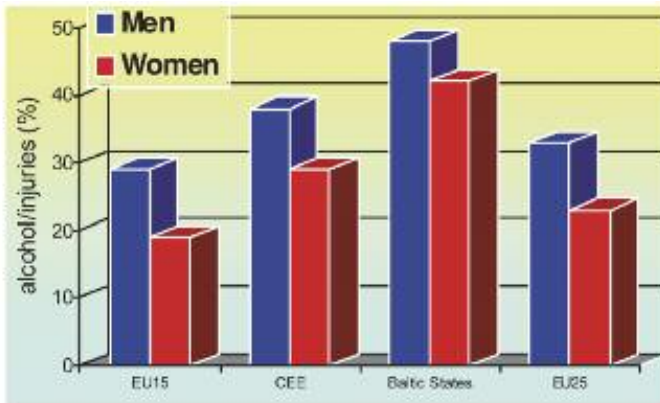


Figure 4.5: Share of fatal alcohol injuries in all fatal injuries. Men and women dying at ages 20-64 years, 2002 data. Source: Zatonski & Manczuk 2007.

Alcohol also contributes to health inequalities *within* countries, a finding that is unsurprising given the concentration of risky alcohol use in lower socioeconomic groups and the greater mortality from directly alcohol-related condi-

tions. For example, alcohol addiction in Sweden is the 2nd most important cause of inequalities in the burden of ill-health for men (7th for women), with several other alcohol-related diseases such as ischaemic heart disease and self-

inflicted injuries also prominent (Ljung *et al.* 2005).

Many of the conditions that are responsible for health inequalities are strongly linked to alcohol, including external causes (e.g. violence, accidents), stroke and liver disease (across the EU15), ischaemic heart diseases (northern Europe) and cancer (southern Europe) (Kunst *et al.* 1998; Dalstra *et al.* 2004). Alcohol's role in these inequalities may be different in different countries, however; for example, the two countries with the largest inequalities in men aged 45-59 are France and Finland, but while the former finds this to be mainly due to liver cirrhosis and alcohol-related cancers, the latter is caused primarily through violent deaths (Kunst *et al.* 1998).

Research from Finland further suggests that socioeconomic variables act on the collective as well as the individual level. Areas with the most manual workers had 20% more mortality directly attributable to alcohol than areas with the least, even after accounting for the *individual* relationship of occupation to mortality (Blomgren *et al.* 2004). Similar effects held for unemployment, urbanisation and social cohesion (measured as both 'family cohesion' and voter turnout), which accounted for around 40% of the alcohol-attributable mortality gap between areas after *taking account of all of these variables on the level of the individual*. This suggests that the drinking behaviour of people living nearby may be important for the behaviour of the individual, although further work is needed to separate this out from psychosocial mechanisms, nutritional variables and other possible area-level effects (Galea, Rudenstine, and Vlahov 2005).

Changes in consumption and harm

The connection between changes in population drinking and mortality has been comprehensively investigated within the ECAS study (Norström *et al.* 2001), using time-series analysis (ARIMA-modelling; see Box and Jenkins 1976) in 14 European countries for the years 1950 to 1995. This technique analyses the relationship between yearly changes in consumption and harm, and estimates the relative change in mortality for a change in per capita consumption of one litre of pure alcohol.

The country-specific results were pooled for three country-groups that were assumed to represent three different drinking cultures: 'high-consuming' countries (France, Italy, Portugal and Spain), 'mid-consuming' countries (Austria, Belgium, Denmark, Ireland, Netherlands, U.K. and West Germany) and 'low-consuming' countries (Finland, Norway and Sweden). The pooling has the advantage of strengthening the statistical associations, and makes cross-cultural comparisons of alcohol effects possible while preserving country-specific results. Results are summarized in Table 4.3 and results for men in mid-consuming countries shown graphically in Figure 4.6.

As can be seen from Table 4.3, nearly all conditions and total mortality showed a stronger effect of a one-litre change in consumption in the low-consuming countries (i.e. northern Europe) than elsewhere. While it has been argued that this stems from the 'explosive' drinking patterns in northern Europe (e.g. Rossow 2001), the stronger effect may also reflect the increased proportional size of a one-litre change in these low-consuming countries. It is important to

note that changes in death rates of those conditions that are particularly a result of binge drinking (accidents, suicide

and homicide) are strongly related to changes in overall alcohol consumption.

Table 4.3: Change in death rates (%) from a 1 litre increase in alcohol consumption Changes are per capita and are calculated separately for low, medium and high consuming European countries for men (M) and women (F). Source: (Norström et al. 2001). Key: * = Significant at the 5% level

Country group (alcohol consumption)	Low		Medium		High	
	M	F	M	F	M	F
Cirrhosis	32*	17*	9*	5*	10*	11*
Alcohol dependence, psychosis and poisoning	35*	75*	18*	27*	3	1
Accidents	9*	10*	3*	3*	2*	2*
Suicide	9*	12*	0	3*	0	1
Homicide	18*	8	11*	7*	7*	2
IHD	-1	1	1	2*	1	0
Total mortality	3*		1*		1*	

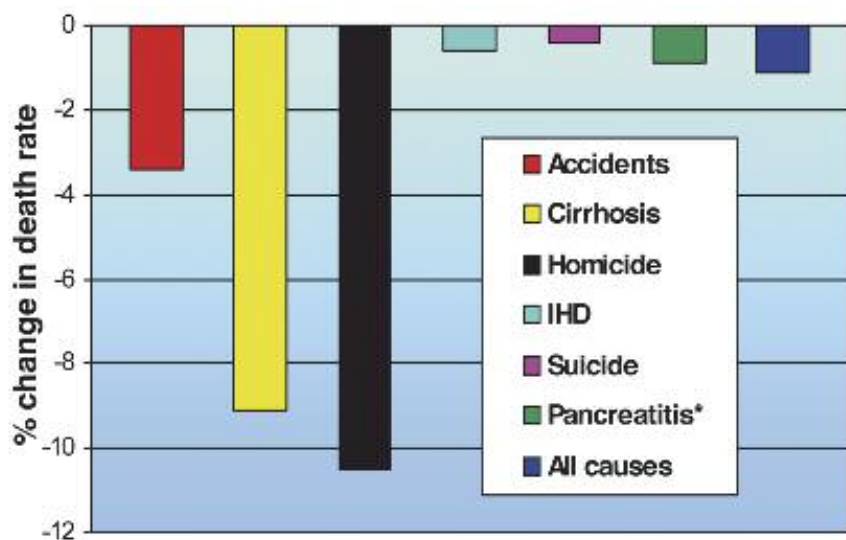


Figure 4.6: Percentage reduction in male death rate when per capita alcohol consumption is reduced by 1L per year. Medium consuming European countries. Source: (Norström et al. 2001). Key: *Both men and women.

4.2. CONCLUSIONS

As summarized in the table below, binge drinking is a significant contributor to the social and health burden facing Europe, including crime, violence, domestic violence, homicide, suicide and unintentional injuries. It is also a significant contributor to inequalities between and within European countries. The social and health harms done by binge drinking

are not fixed and move in parallel with changes in overall levels of alcohol consumption. Binge drinking is a threat to social cohesion and social capital and reduces health and safety in the living environment. It is therefore a threat to productivity and a sustainable economic development in the European Union, as envisaged by the objectives of the Lisbon Strategy. How this can be changed is the subject of the following chapters.

The burden of binge drinking to Europe	
<i>Negative social consequences</i>	One in five people in the Nordic countries have been kept awake by 'drunken noises', while 10% of men and 20% of women have been afraid of drunk people in the street.
<i>Crime</i>	Seven million adults report getting in fights due to their drinking each year, while 40% of all murders result from drinking. Alcohol attributable crime is estimated to cost European police, courts and prisons g15bn per year, as well €12bn in crime prevention expenditure & insurance administration and g6bn of criminal damage. The pain and suffering of crime victims has also been valued at €9bn–€37bn.
<i>The family</i>	5-9 million children are estimated to live in families adversely affected by alcohol at any one time.
<i>Workplace</i>	Based on a review of national costing studies, lost productivity due to alcohol-attributable absenteeism and unemployment has been estimated to cost €9bn–€19bn and €6bn–€23bn respectively.
<i>Intentional injuries</i>	Over 2,000 homicides (4 in 10 of all murders) are attributable to alcohol each year.
<i>Unintentional injuries</i>	17,000 deaths are attributable to drink-driving each year (1 in 3 of the total), as well as 27,000 accidental deaths. Based on UK and US data, it can be estimated that nearly 10,000 pedestrians, passengers or non-drinking drivers are killed each year due to other people who drink and drive
<i>Neuropsychiatric conditions</i>	Around 10,000 suicides (1 in 6 of all suicides) are attributable to alcohol each year.

The burden of binge drinking to Europe

<i>Inequalities</i>	Alcohol is responsible for a difference in the crude death rate of approximately 90 extra deaths per 100,000 people for men and 60 per 100,000 for women (as well as 16,000 DALYs per million people for men and 4,000 DALYs per million for women) in the EU10, compared with the EU15. A large proportion of this difference is due to alcohol-related injuries.
<i>Total health impact</i>	Alcohol is responsible for 12% of male and 2% of female premature death and disability, after accounting for health benefits. The total tangible cost of alcohol in Europe in 2003 was €125bn, and is borne by both drinkers and non-drinkers (Anderson & Baumberg 2006).

REGULATING THE AVAILABILITY AND MARKETING OF ALCOHOL

5

- 5.1. PRICE AND BINGE DRINKING
- 5.2. AVAILABILITY AND BINGE DRINKING
- 5.3. ADVERTISING AND BINGE DRINKING
- 5.4. CONCLUSIONS

There is a wealth of evidence across different countries that making alcohol more expensive, primarily through taxation, reduces a wide range of harms done by intoxication and binge drinking, including road traffic accidents and fatalities, intentional and unintentional injuries, rapes and robberies, homicides, crime, and violence. Similarly, there is a wealth of evidence that raising the minimum purchasing age reduces alcohol-related road traffic accidents, and that reducing the density of alcohol outlets reduces drunkenness, assaults, and road traffic fatalities. Extending the hours and days of sale spreads acute alcohol-related problems over a longer period of time at the cost of an increased number of problems. Similarly, reducing hours and days of sale reduces problems of binge drinking. A number of well-designed longitudinal studies show that the volume of advertisements and media exposure increase the likelihood of young people starting to drink, the amount they drink, and the amount they drink on any one occasion.

5.1. PRICE AND BINGE DRINKING

The impact of price changes on alcohol consumption and the harm done by alcohol has been more extensively investigated than any other potential alcohol policy measure (Ornstein 1980; Ornstein and Levy 1983; Godfrey 1988; Leung and Phelps 1991; Österberg 1995; USDHHS 1997; Österberg 2001). Econometric studies are available at least from the following European countries: Austria, Belgium, Denmark, Germany, Finland, France, Ireland, Italy, the Netherlands, Norway, Poland, Portugal, Spain, Sweden, and the United Kingdom (Ahtola *et al.* 1986; Huitfeldt and Jorner

1972; Lau 1975; Ornstein 1980; Ornstein and Levy 1983; Olsson 1991; Edwards *et al.* 1994; Österberg 1995; 2000). The price-elasticities for alcoholic beverages estimated in different studies have shown that when other factors remain unchanged, an increase in price has generally led to a decrease in alcohol-related harm, and that a decrease in price has usually led to an increase in alcohol-related harm, with the size of the elasticities sometimes dependent on the relative presence or absence of other alcohol policy measures (Farrell *et al.* 2003; Trollidal and Ponicki 2005).

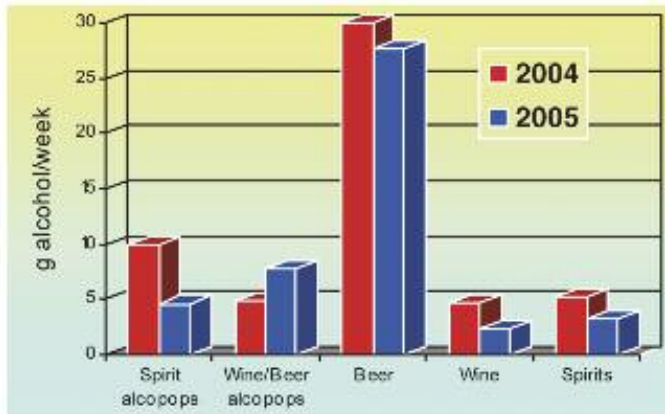
Studies have found that increases in the price of alcohol reduce the alcohol consumption of young people, with a greater impact on more frequent and heavier drinkers than on less frequent and lighter drinkers (Grossman *et al.* 1987; Coate and Grossman 1988; Laixuthai and Chaloupka 1993; Chaloupka and Wechsler 1996; Cook and Moore 2002). Beyond levels of drinking, price has also been found to influence drinking to intoxication. One large survey in the US found that a 10% increase in price would decrease the number of intoxication episodes per month by 8% (defined as consuming 5+ drinks on one occasion; Sloan *et al.* 1995). The impact of alcohol taxes differs with age, with the impact of increasing age in youth possibly swamping the impact of price (Gius 2005).

A wide range of studies have found that increasing the price of alcohol and beer reduces road traffic accidents and fatalities particularly for younger drivers (Saffer and Grossman 1987a,b; Kenkel 1993; Ruhm 1996; Dee 1999; Mast *et al.* 1999; Dee and Evans 2001; Chaloupka *et al.*

2002; Evans *et al.* 1991; Chaloupka *et al.* 1993; Sloan *et al.* 1994a; Mullahy and Sindelar 1994a). Increases in alcohol prices reduce intentional and unintentional injuries (Sloan *et al.* 1994; Grossman and Markowitz 1999). Higher beer prices have been shown to lead to reductions in rapes and robberies (Cook and Moore 1993), homicides (Sloan *et al.* 1994),

crime (Saffer 2001), violence at universities (Grossman and Markowitz 2001), and violence-related injuries (Matthews *et al.* 2005).

Further, special taxes for spirit based sweet pre-mixed drinks lead to reductions in sales and consumption of the specific drinks, Figure 5.1.



12-17 year olds weekly alcohol consumption

Figure 5.1: Impact of specific tax introduced in 2004 on spirits based alcopops on 12-17 year olds weekly consumption, Germany. Source: Ministry of Health, Germany (2006).

There has been a considerable trend towards popular drinking venues offering promotional deals and ‘happy hours’ (temporary price-cuts) on products regularly consumed by young drinkers (see Hastings *et al.* 2005). Examples include: a never ending vodka glass (purchase one glass of vodka and refill it as often as you like); buy-one-drink and get-one-free happy hours, and cheap deals on popular drinks on particular nights of the week. Alcohol price promotions are associated with increased binge drinking (Kuo *et al.* 2003).

5.2. AVAILABILITY AND BINGE DRINKING

Minimum legal purchase age

Although legal restrictions on the age at which young people may purchase alcohol vary widely from country to country, ranging typically from 16 to 21 years of age, almost all countries legally restrict these sales. A review of 132 studies published between 1960 and 1999 found very strong evidence that changes in minimum drinking age laws can have substantial effects on youth drinking and alcohol-related harm, particularly road

traffic accidents, often for well after young people reached the legal drinking age (Waagenar and Toomey 2000). Many studies have found that raising the minimum legal drinking age from 18 to 21 years in the United States decreased single vehicle night time crashes involving young drivers by 11% to 16% at all levels of crash severity (Klepp et al. 1996; Saffer and Grossman 1987a,b; Wagenaar 1981 1986; Wagenaar and Maybee 1986; O'Malley and Wagenaar 1991; Voas and Tippet 1999). The full benefits of a higher drinking age are only realized if the law is enforced. Despite higher minimum drinking age laws, young people do succeed in purchasing alcohol (e.g., Forster *et al.* 1994 1995; Preusser and Williams 1992; Grube 1997). In most EU countries in the ESPAD study, a majority of 15-16 year old

students thought that getting any type of alcoholic beverage was fairly easy or very easy, rising to 70%-95% for beer and wine (Hibell et al. 2004). Such sales result from low and inconsistent levels of enforcement, especially when there is little community support for underage alcohol sales enforcement (Wagenaar and Wolfson 1994 1995). Even moderate increases in enforcement can reduce sales to minors by as much as 35% to 40%, especially when combined with media and other community activities (Grube 1997; Wagenaar et al. 2000).

A systematic review of minimum legal drinking age (MLDA) laws in the United States found that among 14 studies looking at the effects of raising the MLDA, crash-related outcomes declined a median of 16% for the targeted age groups,

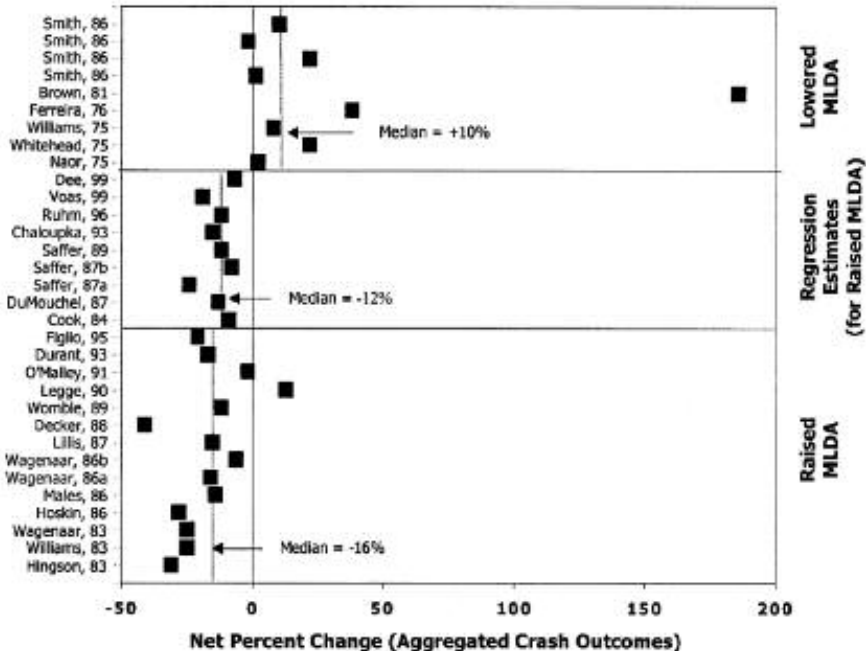


Figure 5.2: Net change in crash related outcomes for studies in which minimum legal drinking age laws were raised and in which minimum legal drinking age laws were lowered in the United States. For individual references, see source: Shults et al. (2001).

and that among 9 studies looking at the effects of lowering the MLDA, crash-related outcomes increased by a median of 10% within the targeted age groups, Figure 5.2 (Shults et al. 2001). The effects were stable over follow-up times ranging from 7 months to 9 years.

Number of retail outlets/outlet density

Outlet density refers to the number of outlets available for the retail purchase of alcohol. The smaller the number of outlets for alcoholic beverages, the greater the difficulty in obtaining alcohol, a situation that is likely to deter alcohol use and problems (Gruenewald *et al.* 1993). This can be seen in practice in Finland, Sweden, Britain and North America.

Finnish studies have found an overall impact on alcohol consumption from changes in the number of outlets (Kuusi 1957; Lehtonen 1978; Mäkinen 1978). The most dramatic change was observed in 1969, when beer up to 4.7% alcohol was allowed to be sold by grocery stores, and it also became easier to get a restaurant license. The number of off-premise sales points increased from 132 to about 17,600, and on-premise sales points grew from 940 to over 4000 (Österberg 1979). In the following year, alcohol consumption increased by 46%. In the following five years, arrests for drunkenness increased by 80% for men and 160% for women (Poikolainen 1980).

Swedish studies have also found an overall impact on alcohol consumption and alcohol-related harm from changes in the number of outlets (Noval and Nilsson 1984; Hibell 1984). A time-series analysis found that motor vehicle accidents were significantly reduced in

three of four age groups when the right to sell 4.5% beer in groceries was retracted; there was a significant fall in hospital admissions for alcohol-specific diagnoses among those aged under 20 years, but no effect on assaults, suicides and falls (Ramstedt 2002).

However, Norwegian studies of the effects of opening wine and spirit outlets in places where beer was already available found a shift away from other beer and home produced spirits, with little effect on overall consumption. This suggests that, where there is already some availability of alcohol, the effects on total consumption of changes in the number of off-sale stores selling one or another type of beverage are minor (Mäkelä *et al.* 2002).

Recent years have seen the transformation of the night-time economy in British cities and towns (Hobbs *et al.* 2003; Chatterton and Hollands 2003), with older pubs being replaced by large branded drinking warehouses run by national or international chains. In Manchester City Centre, for example, the capacity of licensed premises increased by 240% between 1998 and 2001, whilst the number of assaults reported to the police increased by 225% between 1997 and 2001 (Hobbs *et al.* 2003).

North American studies have looked at the association of outlet density with rates of drinking driving collisions (Blöse and Holder 1987; Gruenewald *et al.* 1993). Four studies report no impact of outlet density on drinking-driving or collision measures (Gruenewald and Ponicki 1995; Kelleher *et al.* 1996; Meliker *et al.* 2004; Lapham *et al.* 2004). However, a larger number of studies (eight) have reported

a significant impact of outlet density on alcohol consumption and drinking driving collision (Scribner, MacKinnon and Dwyer 1994; Gruenewald *et al.* 1996; Gruenewald *et al.* 1999; Gruenewald, Johnson and Treno, Jewell and Brown 1995; 2002; LaScala *et al.* 2001; Treno, Grube and Martin 2003; Escobedo and Ortiz 2002; Cohen, Mason and Scribner 2002), and assaults, particularly in high population density areas (Gruenewald *et al.* 1996). On balance, the research indicates that increasing numbers of outlets will increase alcohol-related collisions and fatalities (see Mann *et al.* 2005 for a more detailed description). Outlet density has also been associated with an increased risk of pedestrian injury collisions (LaScala *et al.* 2000), and violent assaults (Alaniz *et al.* 1998; Stevenson *et al.* 1998; Zhu *et al.* 2004).

The distribution of alcohol-related crashes (single-vehicle night-time crashes) is also related to the distribution of on-premise outlets and rates of these crashes decrease with greater distance from concentrated areas (Gruenewald *et al.* 1996). Further, greater outlet concentrations have a greater impact on alcohol-related crashes in areas with greater amounts of highway traffic (Gruenewald and Johnson 2000), and in lower income areas (LaScala, Gruenewald and Gerber 2000).

Research has examined the associations between outlet density and measures of student and underage drinking. Outlet density has been found to be closely related to heavy drinking and drinking-related problems among college students (Weitzman *et al.* 2003); other associations were found for the number of commercial sources of alcohol and binge

drinking and drinking in inappropriate places for students age 16 to 17 years (Dent *et al.* 2005).

The impact of changes in availability will depend on local circumstances (Abbey, Scott and Smith 1993). Thus, whereas changes occurring across a country have an impact (Gruenewald, Ponicki and Holder 1993; Wagenaar and Holder 1996), when changes in availability are more local, there may be no impact (Gruenewald *et al.* 2000b). In the first case, it is difficult to avoid the effects of reduced availability. In the local case, it is possible to travel outside the local geographic area to obtain alcohol. Further, equivalent reductions in local areas can have different effects. A 10% reduction in the number of outlets in high density areas will have negligible effects on the distances between people and outlets. A 10% reduction in the number of outlets in low density areas may result in the elimination of the only outlets easily accessible by drinkers.

Hours and days of retail sale

A number of studies have indicated that although changing either hours or days of alcohol sale can redistribute the times at which many alcohol related crashes and violent events related to alcohol take place (e.g., Smith 1988; Nordlund 1985), it does so at the cost of an overall increase in problems. Around-the-clock opening in Reykjavik, for instance, produced net increases in police work, in emergency room admissions and in drink-driving cases, Figure 5.3. The police work was spread more evenly throughout the night, but this necessitated a change in police shifts to accommodate the new work (Ragnarsdottir *et al.* 2002).

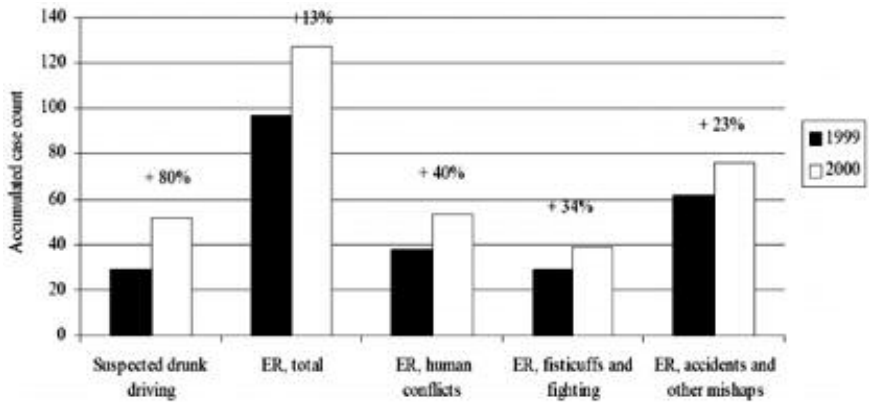


Figure 5.3: Iceland: impact of 24 hour opening of bars and restaurants. Source: Ragnarsdottir et al. (2002).

A study in Western Australia showed that extending opening hours from midnight to 1.00am increased violent incidents at the later night venues by 70% (Chikritzhs, Stockwell and Masters 1997; Chikritzhs and Stockwell 2002), Figure 5.4. The increased problems associated with the late trading venues appeared to result from increased alcohol consumption rather than increased opportunity for crime to occur, since there was no apparent difference between

the two groups after controls for alcohol sales. The blood alcohol levels (BALs) of drivers in road crashes, who had been drinking at the extended trading premises, were significantly higher than those drinking at the control premises. Similar studies have also found that assaults at licensed premises are much more likely to occur during extended trading periods, with the most frequent time being midnight to 3am (Briscoe and Donnelly 2003a).

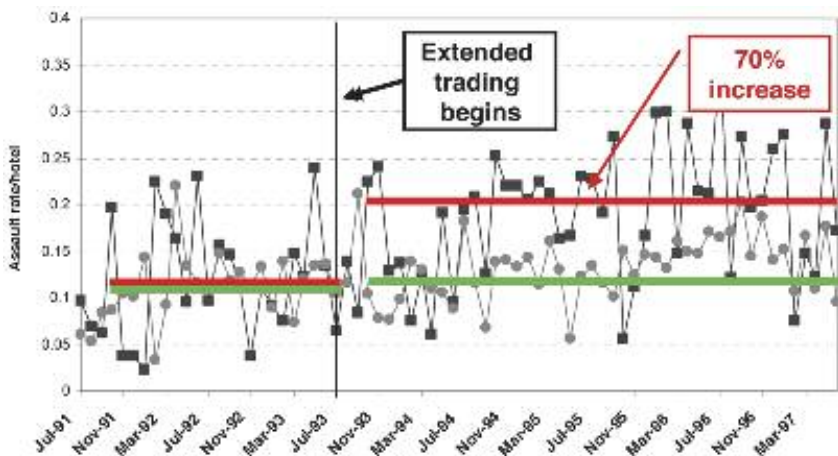


Figure 5.4: Assault rates for hotels that closed at 1 am (●) and those that closed at midnight (●) Perth, WA. Source: Chikritzhs and Stockwell (2002).

A study in Sweden (Norström and Skog 2001 2002 2005) found a net 3.6% increase in alcohol sales with Saturday opening of government alcohol stores, although the changes in harm were not big enough to be significant. The Saturday opening occurred at a time when alcohol was more readily available from other sources, including restaurants and bars, groceries (up to 3.5% alcohol concentration) and travellers' imports. There is also evidence that restricting days and hours of sale reduces problems. In the 1980s Sweden re-instituted Saturday closing for spirits and wine off-premise sales after studies showed that Saturday sales were associated with increased rates of domestic violence and public drunkenness (Olsson and Wikström 1982). In 1984, Norway reintroduced Saturday closing, with a resultant decrease in domestic violence and disruptive intoxication (Nordlund 1985).

5.3. ADVERTISING AND BINGE DRINKING

There is an enormous wealth of evidence that alcohol advertisements are related to positive attitudes and beliefs about alcohol amongst young people. In addition, the content of advertisements is related to expectancies about the use of alcohol amongst young people and the role of alcohol in their lives. Young people are particularly drawn to elements of music, characters, story and humour. Young people who like advertisements believe that positive consequences of drinking are more likely, their peers drink more frequently, and their peers approve more of drinking. These beliefs interact to produce a greater likelihood of drinking, or of intention to drink in the near future. These results are not surprising, given that increased

desires to drink must be one of the main aims of commercial communications.

One relatively large study looked into connections between children's awareness of alcohol advertising and their knowledge and beliefs about drinking (Grube 1995; Grube and Wallack 1994). The students' awareness of alcohol advertising was ascertained through presentations of a series of still photographs taken from television commercials for beer, with all references to the product or brand deleted. The children were asked if they had seen each advertisement and, if so, to identify the product being advertised. Children who were more aware of advertising had increased knowledge of beer brands and slogans as well as more positive beliefs about drinking. Although attempts were made to account for the possibility that prior beliefs and knowledge could affect the children's awareness of the advertising, it is still possible that the relationship is due to children who hold more positive beliefs about drinking being those who are more aware of advertising.

Another study found that young people with more positive affective responses to alcohol advertising held more favourable drinking expectancies, perceived greater social approval for drinking, believed drinking was more common among peers and adults, intended to drink more as adults, and drank with higher frequency and in greater quantities (Chen and Grube 2002). Again, although an attempt was made to control for the reciprocal effects of alcohol consumption, intentions, and beliefs on positive effect toward alcohol advertising, it remains possible that the rela-

tionship is due to children who drink alcohol and in larger quantities hold more positive responses to alcohol advertisements.

A number of studies have attempted to find out whether children and adolescents who like alcohol advertisements have different drinking behaviours from those who do not like the advertisements. In one study of 213 children aged 7 to 12 years, the more the children liked alcohol advertisements, the more likely they were to have experimented with alcohol (Austin and Nach-Ferguson 1995).

A study of 500 New Zealand children aged between 10 and 17 years found that the degree to which the children liked a set of beer advertisements influenced how much they expected to drink at age 20 years (Wyllie *et al.* 1998a). Statistical analysis concluded that, while liking alcohol advertising influences current drinking status and intentions, the reverse does not seem to be true. In a similar study of an older age group, stronger results were reported in 1,012 randomly-selected 18- to 29-year-olds (Wyllie *et al.* 1998b). In this case, the more the respondents liked the alcohol advertisements, the more likely they were to drink at greater rates and to agree with positive belief statements such as "Drinking is a good way to escape from the hassles of everyday life." Most important, the more they liked the advertisements, the more they reported drinking problems such as getting into a physical fight because of drinking. Statistical modelling was used to propose that alcohol advertising and responses to alcohol advertising influence drinking beliefs, behaviours, and problems rather than the other way around.

Amongst 15 to 20 year olds, alcohol advertising is influential in shaping young people's attitudes and perceptions about alcohol advertising messages, which are in turn predictive of both positive expectancies and intentions to drink, suggesting that the effects of alcohol advertising on intentions to drink are mediated by cognitive responses to advertising messages and positive expectancies (Fleming *et al.* 2004). Fourteen year olds with greater exposure to advertisements in magazines, at sporting and music events and on television are more advertisement-aware than those with less exposure, as are teens who watch more TV, pay attention to beer advertisements and know adults who drink (Collins *et al.* 2003). Amongst 10-17 year olds, the perceived likeability of beer advertisements is a function of the positive affective responses evoked by the specific elements featured in the advertisements.

Liking of specific elements featured in beer advertisements significantly contributed to the overall likeability of these advertisements and subsequently to advertising effectiveness indicated by purchase intent of product and brand promoted by these advertisements (Chen *et al.* 2005).

Six US-based well designed longitudinal studies and one Belgian well designed longitudinal study show that the volume of advertisements and media exposure increase the likelihood of young people starting to drink, the amount they drink, and the amount they drink on any one occasion (see Table 5.1). There have been no published longitudinal studies that do not find such an effect. These findings are similar to the impact

of advertising on smoking (Lovato et al. 2003) and eating behaviour (Hastings et al. 2003), and are not surprising, given

that increased drinking must be the main hoped for outcome of commercial communications.

Table 5.1 Results of longitudinal studies on impact of media and advertising exposure on alcohol use

Study	Country	Age group (years)	Follow-up (months)	Outcome at follow-up
Robinson et al (1998)	US	14-15	18	Each 1-hour increase in television viewing associated with a 9% increased risk for initiating drinking. Each 1-hour increase in watching music videos associated with a 31% increased risk for initiating drinking.
Wingood et al (2003)	US	14-18	12	High exposure to rap music leads to 1.5 times greater likelihood to use alcohol over 12 month period compared with low exposure.
Stacy et al. (2004)	US	11-12	12	Those who watched 60% more alcohol advertisements on TV were 44% more likely to have used beer, 34% more likely to have ever used wine/liquor, and 26% more likely to have had 3 or more drinks on one occasion.
Van Den Bluck & Beullens (2005)	Belgium	13+16	12	Quantity of alcohol consumed while going out related to overall TV viewing and their music video exposure.
Ellickson et al. (2005)	US	13-15	36	Exposure to in-store beer displays, advertising in magazines and beer concession stands at sports or music events predicted drinking onset for non-drinkers after 2 years.
Snyder et al. (2006)	US	15-26	21	For every 4% more alcohol advertisements seen on TV, radio, billboards and in magazines drank 1% more drinks per month, and for every 15% more exposure in their media market on alcohol advertising, drank 3% more drinks per month.

Study	Country	Age group (years)	Follow-up (months)	Outcome at follow-up
Sargent et al (2006)	US	10-14	12-24	Significant linear and quadratic relationship between movie alcohol exposure and initiation of drinking, with a higher dose-effect relationship at lower movie alcohol exposure levels compared to higher levels.
McClure et al. (2006) [Same study as Sargent et al. (2006)]	US	10-14	12-24	Owners of alcohol branded merchandise had higher rates of alcohol initiation (25%) compared with non-owners (13.1%).

5.4. CONCLUSIONS

Taxes are an effective policy option in reducing the harm done by binge drinking, with a particular impact in reducing the harm done by alcohol to people other than the drinker. Alcohol taxes generate direct revenue for governments, and – due to the relative inelasticity of the demand for alcohol – are generally much more closely related to average tax rates than levels of consumption, thus allowing considerable scope in most countries for raising taxes before the maximum revenue is achieved (see Anderson & Baumberg 2006).

There is an enormous discrepancy in the current tax rates between countries, even when adjusting for purchasing power, and one half of European countries still have no tax on wine. Standardized excise duties are a longstanding goal of the European Union mainly because the combination of a single market, together with wide excise variations, leads to serious market distortions and lost tax revenue. The consequences of differential taxes between countries are compounded by the high and increasingly liberal limits of the

amount of alcohol that individuals can transfer between countries.

There is very strong evidence for the effectiveness of policies that manage the physical availability of alcohol (raising the minimum purchase age and managing days and hours of sale) in reducing the harm done by binge drinking. The evidence shows that, if opening hours for the sale of alcohol are extended, then more violent harm is likely to result. Policies that manage the availability of alcohol are largely devolved to the municipal level. They can only be effective if any national and regional legislation is enabling rather than restrictive, and if the policies are adequately enforced.

There is increasing evidence that the volume of advertisements and media exposure increase the likelihood of young people starting to drink, the amount they drink, and the amount they drink on any one occasion. The next chapter will show that the impact of policies that regulate the alcohol market can be further strengthened through the implementation of programmes that create safer drinking environments and communities.



6

CREATING SAFER DRINKING ENVIRONMENTS AND COMMUNITIES

6.1. SAFER DRINKING ENVIRONMENTS

6.2. SAFER COMMUNITIES

6.3. CONCLUSIONS

There is growing evidence for the impact of strategies that alter the drinking context in reducing the harm done by binge drinking. However, these strategies are primarily applicable to drinking in bars and restaurants, and their effectiveness relies on adequate enforcement. Passing a minimum drinking age law, for instance, will have little effect if it is not backed up with a credible threat to remove the licenses of outlets that repeatedly sell to the under-aged. Such strategies are also more effective when backed up by community-based prevention programmes.

6.1. SAFER DRINKING ENVIRONMENTS

Licensed drinking environments are associated with drunkenness (Snow and Landrum 1986), drink-driving (Fahrenkrug and Rehm 1994; Gruenewald *et al.* 1996; O'Donnell 1985; Single and McKenzie 1992) and problem behaviours such as aggression and violence (Ireland and Thommeny 1993; Rossow 1996; Stockwell *et al.* 1993), with some licensed premises being associated with a disproportionate amount of harm (Sherman 1992; Stockwell 1997; Briscoe and Donnelly 2003a). Aspects of the bar environment that increase the likelihood of alcohol-related problems (Graham and Homel 1997) include serving practices that promote intoxication, an aggressive approach taken to closing time by bar staff and local police (Tomsen 1997), the inability of bar staff to manage problem behaviour (Homel *et al.* 1992; Wells *et al.* 1998), general characteristics of the environment such as crowding and permissiveness of bar staff (Homel and Clark 1994), the general type of bar (Gruenewald *et al.* 1999; Stockwell *et al.*

1992), and physical comfort, the degree of overall 'permissiveness' in the bar, the availability of public transport, and aspects of the ethnic mix of customers (Homel *et al.* 2004).

Responsible beverage service

Nearly all evaluations in training bar staff in responsible beverage service when backed up with enforcement have demonstrated improved knowledge and attitudes among participants (Graham 2000; Graham *et al.* 2002; Hauritz *et al.* 1998a; Homel *et al.* 1997), although this wears off over time (Hauritz *et al.* 1998b). These studies have also shown some effects on serving practices (Johnsson and Berglund 2003), but not always (Donnelly and Briscoe 2003). Whilst servers are usually willing to intervene with customers who are visibly intoxicated (Gliksman *et al.* 1993), they generally will not intervene with individuals solely on the basis of the customer's estimated blood alcohol concentration (BAC) or number of drinks consumed (Howard-Pitney *et al.* 1991; Saltz and Stanghetta 1997; Gliksman *et al.* 1993; McKnight 1991). In addition, training tends to decrease bad serving practices such as "pushing" drinks and increase "soft" interventions such as suggesting food or slowing service. In terms of the effects on customer intoxication, several studies have found that server training results in lower BAC levels of customers generally (Geller *et al.* 1987; Russ and Geller 1987) and fewer customers with high BAC levels (Lang *et al.* 1998; Saltz 1987; Stockwell *et al.* 1993). Moreover, time series analyses of mandatory server training suggest that training is associated with fewer visibly intoxicated customers (Dresser 2000) and fewer single-vehicle night-time

injury-producing crashes (Holder and Wagenaar 1994). Studies of the impact of adhering to bar policies for avoiding intoxication (Stockwell 2001) have also found modest effects in reducing heavy consumption and high risk drinking (Howard-Pitney *et al.* 1991; Lang *et al.* 1998; Wallin *et al.* 1999; Toomey *et al.* 2001), but were not as successful as originally expected (Stockwell 2001). Responsible beverage service programs are frequently included in broad-based interventions (Hommel *et al.* 2001) that have shown reductions in violence (Hommel *et al.* 1997; Wallin *et al.* 2003; Felson *et al.* 1997; Putnam *et al.* 1993; Maguire *et al.* 2003).

The *Safer Bars* program developed in Canada includes a risk assessment (Graham 1999) and a training component (Braun *et al.* 2000) for owners, managers and all staff. The program was designed to increase early intervention by staff, improve teamwork and staff abilities in managing problem behaviour, and reduce the risk of injury to patrons. The *Safer Bars* training was shown to be highly valued by bar staff and managers and demonstrated a significant impact on knowledge and attitudes (Graham *et al.* 2002). There was also a significant effect in reducing both moderate (e.g. pushing and holding) and severe (e.g. punching and kicking) aggression (Graham *et al.* 2004). The effects were lessened when there was high turnover of managers and door and security staff.

A systematic Cochrane review found no reliable evidence that interventions in the alcohol server setting are effective in reducing injury (Ker & Chinnock 2006). One study investigated server training and estimated a reduction of 23% in sin-

gle vehicle night-time crashes in the experimental area (controlled for crashes in the control area) (Holder 1994). Another study examined the impact of a drink driving service, and reported a reduction in injury road crashes of 15% in the experimental area, with no change in the control; no difference was found for fatal crashes (Lacey 2000). One study investigating the impact of a policy intervention, reported that pre-intervention the serious assault rate in the experimental area was 52% higher than the rate in the control area. After intervention, the serious assault rate in the experimental area was 37% lower than in the control (Felson 1997). A study investigating the impact of an intervention aiming to reduce crime experienced by drinking premises found a lower rate of all crime in the experimental premises (rate ratio 4.6, 95% CI 1.7 to 12, $P = 0.01$); no difference was found for injury (rate ratio 1.1, 95% CI 0.1 to 10, $P = 0.093$) (Casteel 2004). Compliance with interventions appears to be a problem; hence mandated interventions may be more likely to show an effect.

Active enforcement

The impact of responsible beverage service is greatly enhanced when there is active, but ongoing enforcement of laws prohibiting sale of alcohol to intoxicated customers (Jefferis and Saunders 1983; McKnight and Streff 1994; Saltz and Stanghetta 1997; Hommel *et al.* 2001). Increasing the perceived risk of apprehension for an offence can deter individuals from future violations of the law (e.g. Hommel 1988; Nagin 1998; Sherman *et al.* 1998). This is a cost effective intervention in which the benefits greatly exceed the costs (Levy and Miller 1995). Enforcement also seems to be a

necessary component for voluntary codes of responsible beverage service to be successful (Lang and Rumbold 1997; Homel *et al.* 1997). One study found that a programme combining stricter enforcement of alcohol sales laws and training in responsible beverage service had a significant effect in reducing the rate of violent crimes between 10 pm and 6 am (Wallin *et al.* 2003). There is some evidence that enforcement checks prevent alcohol sales to minors (Wagenaar *et al.* 2005), restricted to the specific establishments checked and with limited diffusion to the whole community; most of the enforcement effect decayed within three months, suggesting that a regular schedule of enforcement is necessary to maintain deterrence. Further, there is some evidence that enforcement activity focuses more on breaches committed by patrons or minors, rather than licensees or vendors who are in breach of the intoxication provisions of the liquor laws (Donnelly and Briscoe 2003; Briscoe and Donnelly 2003b).

The goal of the Surfers Paradise project was to reduce violence and disorder associated with the high concentration of licensed establishments in the resort town of Surfers Paradise in Queensland, Australia (Homel *et al.* 1997). The project involved three major strategies: (1) the creation of a Community Forum including the development of task groups and a safety audit; (2) the implementation of risk assessments, Model House Policies, and a Code of Practice; (3) regulation of licensed premises by police and spirits licensing inspectors. This project and its replications in three North Queensland cities (Cairns, Townsville and Mackay) resulted in significant

improvements in alcohol policy enforcement, in the bar environment, in bar staff practices, and in the frequency of violence (Hauritz *et al.* 1998a). Following the intervention, the number of incidents per 100 hours of observation dropped from 9.8 at pre-test to 4.7 in Surfers Paradise and from 12.2 at pre-test to 3.0 in the replication sites. However, the initial impact of the project was not sustained. Two years following the intervention in Surfers Paradise, the rate had increased to 8.3, highlighting the need to find ways to maintain gains achieved from community action projects.

Legal liability

Holding servers legally liable for the consequences of providing more alcohol to persons who are already intoxicated or those under age has shown consistent benefits as a policy measure in the US (Holder *et al.* 1993; Sloan *et al.* 2000), with lower rates of traffic fatalities (Chaloupka *et al.* 1993; Ruhm 1996; Sloan *et al.* 1994a; Wagenaar and Holder 1991) and homicide in states with such liability (Sloan *et al.* 1994b), compared to states that do not have the liability. Such use of legal liability is uncommon outside of the United States (with the exception of some cases in Australia and Canada).

Geographical analysis

Geographical analysis (Wilson and Duffour 2000) can be used to identify specific drinking localities and problems related to alcohol, particularly motor vehicle crashes, pedestrian injuries, and violence (Gruenewald *et al.* 2002). This allows targeted public health and law enforcement approaches, as shown in Figure 6.1.

Other harm reduction approaches

The risks of aggression, violence and injury (Stockwell, Lang and Rydon 1993) vary according to the physical bar-room environment (Graham *et al.* 1980; Stockwell *et al.* 1993; Homel and Clark 1994) and the behaviour and communication skills of bar staff (Hauritz *et al.* 1998a; Wells *et al.* 1998). Accordingly, interventions that focus on changing the bar-room environment (e.g. changes in rules

or policies related to games, management of queues and re-entry to the bar, modifications of the social or physical environment and improvement in staff communication and intervention skills) have been shown to be effective in reducing harms from drinking in these settings, without necessarily altering overall consumption levels (Homel *et al.* 1997; Graham *et al.* 2004; see also review by Graham 2000).

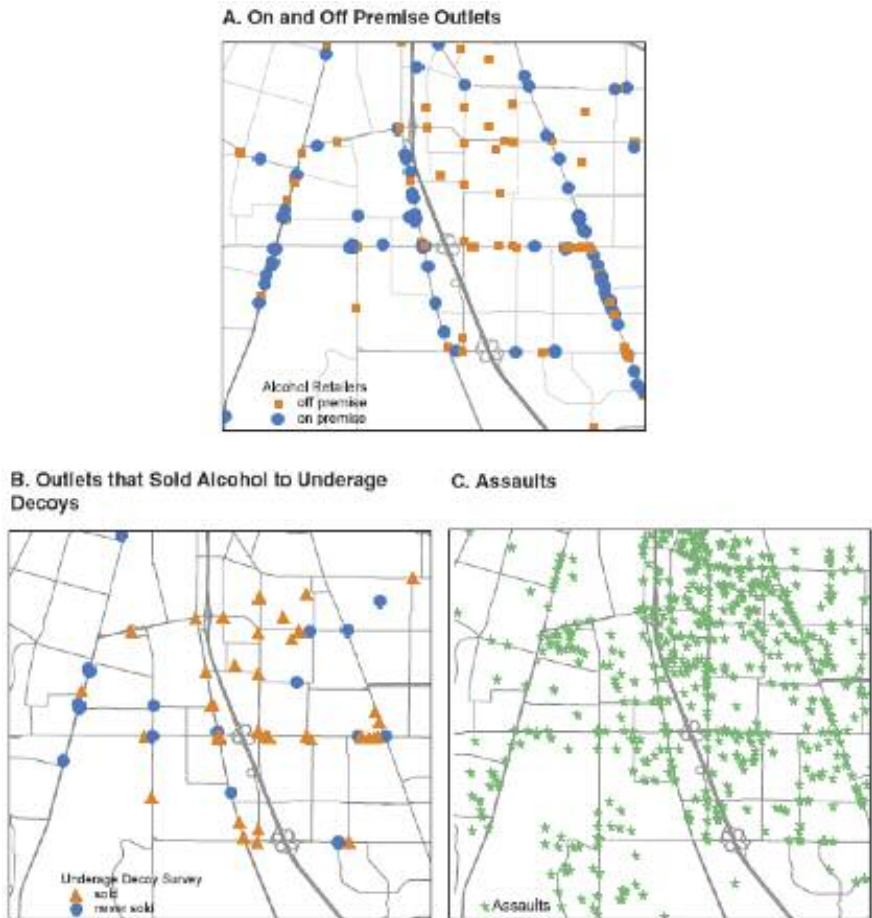


Figure 6.1:

Illustration of the use of maps and mapping in alcohol policy. These tools can be used to study the locations of alcohol outlets and alcohol-related problems. Figure A shows all the alcohol outlets in a given geographic area. Outlets that sold alcohol to underage decoys are shown in figure B, and assaults in figure C. Source: Gruenewald *et al.* (2002).

Interventions focused on public transportation

Various studies using a variety of methodologies have identified public transport availability as a key issue (d'Abbs, Forner and Thomsen 1994; Homel *et al.* 1997; Homel *et al.* 1991; Engineer *et al.* 2003) moderating the incidence of alcohol-related violence around licensed premises. Where there is a high concentration of licensed premises, a lack of public transport has the effect of retaining large groups of intoxicated and frustrated people in a small area. No direct evaluations of the impact of strategies to improve transport have been identified, although such interventions have been part of larger multi-component interventions that demonstrated reductions in violence (Homel *et al.* 1997; Hauritz *et al.* 1998) as well as interventions that did not show a reduction in violence (d'Abbs and Forner 1995).

Safer drink containers

It is well-established that intentional and unintentional injuries from broken drinking vessels are relatively common in licensed premises. This relationship led to the logical suggestion that replacing conventional glass vessels with tempered glass should reduce injuries. However, a randomised controlled trial comparing conventional glassware with tempered (toughened) glassware (Warburton and Shepherd 2000) reported increased injuries to staff from accidental breakage of tempered glassware. As yet, there is no research on the impact of tempered glass on intentional injuries to patrons.

6.2. SAFER COMMUNITIES

Community based prevention programmes can be effective in reducing drink-

ing and driving, alcohol related traffic fatalities and assault injuries (Giesbrecht 2003; Stockwell and Gruenewald 2001; Holmila 1997; Holder 1998; Hingson *et al.* 2005; Clapp *et al.* 2005). Community mobilization has been used to raise awareness of problems associated with on-premise drinking, develop specific solutions to problems, and pressure bar owners to recognize that they have a responsibility to the community in terms of such bar-related issues as noise level and customer behaviour (Hauritz *et al.* 1998; Homel *et al.* 1992; Putnam *et al.* 1993). Evaluation results from community mobilization approaches as well as documentation from grassroots projects (Arnold and Laidler 1994; Cusenya 1997) suggest that community mobilization can be successful at reducing aggression and other problems related to drinking in licensed premises.

A review of ten community-based prevention trials which have sought to reduce harm from alcohol (Aguirre-Molina and Gorman 1996; Chou *et al.* 1998; Douglas *et al.* 1990; in press; Gliksman *et al.* 1995 1999; Grube 1997; Hingson *et al.* 1996; Holder *et al.* 1997a 2000; Holder and Treno 1997; Johnson *et al.* 1990; Pentz *et al.* 1989a; Perry *et al.* 1993 1996; Voas 1997; Wagenaar *et al.* 1994; 2000) found that strategies included education and information campaigns, media advocacy, counter-advertising and health promotion, controls on selling and consumption venues and other regulations reducing access to alcohol, enhanced law enforcement and surveillance, and community organization and coalition development (Giesbrecht *et al.* 2003). Interventions which showed promise were those that paid particular at-

tention to controls on access, included the environmental contexts of where the products are sold and distributed, and involved enforcement of public health polices (see also (Holder 1998a; 1998b)).

Community and neighbourhood characteristics are important in moderating the pricing and promotion of beer (Harwood *et al.* 2003), as well as reducing binge drinking (Nelson *et al.* 2005). Communities with higher enforcement of minimum purchase ages have lower rates of alcohol use and binge drinking (Dent *et al.* 2005). Community action projects can mobilize awareness and concern about alcohol-related harm (Allamani *et al.* 1997; 2003; Holmila 2003). Social capital as measured by aggregate reports of student volunteerism

is associated with a decreased risk of binge drinking, drunkenness and alcohol-related harm (Weitzman and Chen 2005), and as measured by high trust is related to a reduced risk of illegally produced and purchased alcohol (Lindstrom 2005).

Since 1996, a multi-component program based on community mobilization, training in responsible beverage service for servers and stricter enforcement of existing alcohol laws has been conducted in Stockholm, Sweden, leading to a 29% reduction in violent crimes in the intervention area, compared with the control area (Wallin *et al.* 2003), Figure 6.2.

The Community Trials Project (Holder *et al.* 1997) was a five-component community-level intervention to reduce alcohol-

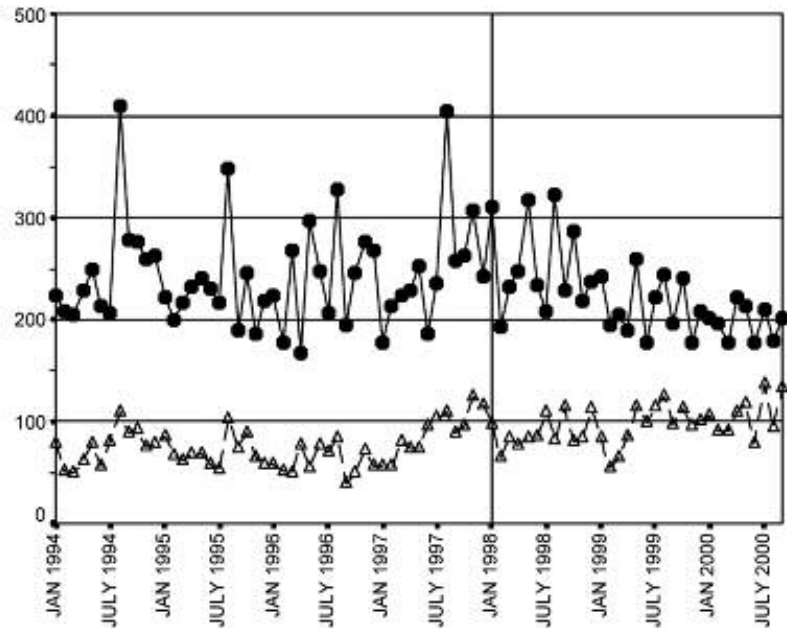


Figure 6.2 Police-reported violence in experimental area (filled circles) and in control area (triangles). Source: Wallin *et al.* (2003).

related harm among all residents of three communities. The project included a media and mobilization component, a responsible beverage service component, a sales to youth component to reduce underage access to alcohol, a drinking and driving component, and an access component to reduce the availability of alcohol. The project led to reduction in drink driving accidents, assault injuries, and harmful alcohol use (Holder *et al.* 2000). Finally, cost-benefit analyses estimated that the trial resulted in savings of €2.9 for every €1 spent on program implementation, based upon reductions in automobile crashes alone (Holder *et al.* 1997).

A community intervention project in the Northern Territories in Australia aimed to reduce levels of alcohol consumption and related harm down to national levels by 2002 (d'Abbs 2004) by using a range of strategies including education, increased controls on alcohol availability, and expanded treatment and rehabilita-

tion services (Stockwell *et al.* 2001; d'Abbs 2004). The Living With Alcohol (LWA) program was originally funded by a specific alcoholic beverage levy on the sale of alcohol products with more than 3% alcohol by volume until 1997, when a federal ruling prohibited states and territories from raising licence fees and additional taxes on alcoholic beverages, tobacco and petrol. As a direct result, the LWA levy was removed in August 1997 which, in turn, resulted in a fall in the real price of alcoholic beverages with more than 3% alcohol by volume (O'Reilly 1998). The Federal government continued to fund the LWA program at the same level until the year 2000. After this time, LWA funds were dispersed directly to the existing programs and services (d'Abbs 2004). The programme was effective in reducing acute alcohol-related deaths by 4.6 per 100,000 adults in the Northern Territories compared with reductions of 1.6 per 100,000 acute alcohol-related deaths in the control area (Chikritzhs *et al.* 2005), Figure 6.3.

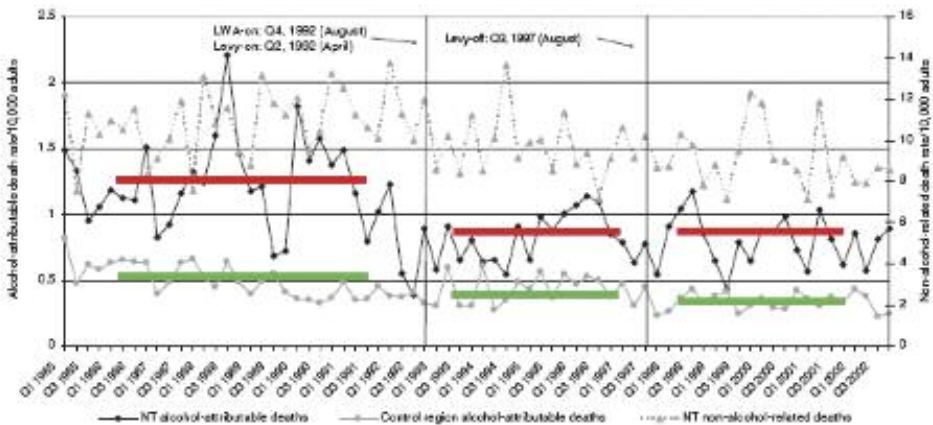


Figure 6.3: Trends in acute death rates per 10,000 adults in NT [●] and Control region [●] 1985-2002. Source: Chikritzhs *et al.* (2005).

6.3. CONCLUSIONS

Although, increasingly, programmes focusing on reducing the harm done by binge drinking in drinking environments are being developed and implemented, many of the programmes currently being implemented have not been adequately evaluated. The most effective options involve enhanced enforcement of regulations around serving. Training programs for bar staff and managers have demonstrated reductions in high risk drinking and drinking problems, although these effects tend to be limited, and are not found in all evaluations. In addition, there is some limited evidence to show that programmes that result in the adoption and enforcement of policies to make licensed premises safer

can also be associated with lower levels of intoxication and problems. Comprehensive community programmes can, when appropriately designed and implemented, have substantial effects on the occurrence of problems related to binge drinking. However, some of these programmes require substantial resources to implement, and are unlikely to be as cost-effective as those measures that regulate the alcohol market discussed in Chapter 5. Further, given the limited current evidence of effectiveness of these approaches, they should not be considered as substitutes for other alcohol policy strategies that have well documented evidence of effectiveness. The next chapter considers the extent to which educational approaches can reduce binge drinking.

7

EDUCATING TO REDUCE BINGE DRINKING

7.1. SCHOOL BASED EDUCATION

7.2. INFORMATION CAMPAIGNS

7.3. CONCLUSIONS

Although there are individual examples of the beneficial impact of school-based education in reducing binge drinking, systematic reviews and meta-analyses find that the majority of well-evaluated studies show no impact even in the short-term. A policy that fails more often than not cannot be considered an effective policy option. There is considerable experience of what might be best practice in school-based education programmes, but currently unconvincing evidence for their effectiveness. This is not to imply that education programmes should not be delivered, since all people do need to be informed about the consequences of binge drinking, but school based education should not be seen as an effective measure to reduce the harm done by binge drinking. Public service announcements, public education campaigns, and those that focus on low risk drinking guidelines also have limited evidence for effectiveness, although media advocacy approaches are important to gain public support for policy changes.

7.1. SCHOOL BASED EDUCATION

The goal of most school-based alcohol education programs is to change the adolescent's drinking beliefs, attitudes, and drinking behaviours, or to modify factors such as general social skills and self-esteem that are assumed to underlie adolescent drinking.

Informational approaches

Earlier school-based interventions relied solely on informational approaches and taught students about the effects and the dangers of alcohol use. Such programs have not been found to be effective (Botvin *et al.* 1995a 1995b; Hansen

1994; Tobler 1992). Although they can increase knowledge and change attitudes toward alcohol use, actual use remained largely unaffected. In addition, there is some evidence that simply providing information about the dangers of different substances may, in some cases, actually increase use (Hansen 1980 1982).

Resistance and normative education approaches

Scientific evaluations of school and university based resistance and normative education interventions have produced mixed results with regard to alcohol, with some evidence for effectiveness (Dielman 1995; Botvin and Botvin 1992; Hansen 1992 1993 1994), including those aimed at reducing harmful alcohol consumption in university students (Baer *et al.* 1992, Marlatt *et al.* 1995, Marlatt *et al.* 2002), some of which are screening and intervention programs (Marlatt *et al.* 1998, Baer *et al.* 2001) (see below), and educational programmes based on the social norm concept (e.g. the need to conform to what is acceptable to their peers) (Mattern and Neighbors 2004; Kypri and Langley 2003, Perkins 2002); but also criticisms of the methodology and discounting of the effectiveness (Brown and Kreft 1998; Foxcroft *et al.* 1997; Gorman 1996 1998).

Project Northland, was a school and community intervention designed to prevent or delay the onset of drinking among young adolescents in 10 communities in northeastern Minnesota (Perry *et al.* 1993, 1996). The primary intervention was a series of school-based resistance-skills, media literacy, and normative education sessions. The program also provided parents with information on

adolescent alcohol use. Task forces in some communities were involved in local policy actions such as the passage of local laws requiring responsible beverage service training. Evaluation of the project found that although it had a positive influence on alcohol knowledge and family communication about alcohol, it had no sustained impact on alcohol use (Williams *et al.* 1995; Perry *et al.* 1996; Perry *et al.* 1998).

The Midwestern Prevention Project was implemented in 50 public schools in 15 communities in the State of Kansas (USA). A replication was conducted in 57 schools and 11 communities in another state. The intervention consisted of five components: (a) a 10-13-session school-based program with 5 booster sessions, (b) a mass media program, (c) a parent education and organization program, (d) training of community leaders, and (e) local policy changes initiated by the community organization. Differences between program and comparison schools in self-reported prevalence of monthly drinking were significant after one year (MacKinnon *et al.* 1991; Pentz *et al.* 1989) but they did not differ after 3 years (Johnson *et al.* 1990).

The Alcohol Misuse and Prevention Study (AMPS) is typical of school-based education programs that focus on pressures to use alcohol, risks of alcohol use, and ways to resist pressures to drink (Shope *et al.* 1996a 1996b). The AMPS program had positive effects on alcohol knowledge (Shope *et al.* 1992), but few effects on drinking behaviour (Shope *et al.* 1996a). Other school-based alcohol resistance skills programs have produced similar results (Botvin *et al.* 1995a; Klepp *et al.* 1995).

A good example of a well-designed study is the School Health and Alcohol Harm Reduction Project (SHAHRP study) from Australia, which aimed to reduce alcohol-related harm in secondary school students (McBride *et al.* 2004). The study found that the intervention group (which received eight to ten 40 to 60 minute lessons on skill-based activities to minimize harm at age 13 years, and twelve further skills based activities delivered over 5-7 weeks at age 14 years) consumed significantly less alcohol at 8-month follow-up, after the first phase of the intervention (31% difference). However, at final follow-up, 17 months after the intervention, the total amount of alcohol consumed by intervention and comparison had lessened to a 9% difference. After the first phase of the programme at 8-month follow-up, intervention students were less likely to consume to risky levels (26% difference), but by seventeen months after programme completion, the difference was only 4%, Figure 7.1. There was a significant difference between the study groups in the harm they reported associated with their own use of alcohol after both phases of the intervention, which was maintained 17 months after the intervention (23% difference).

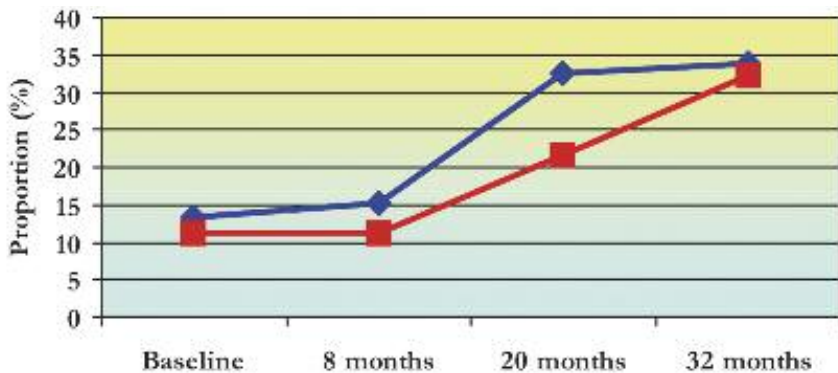


Figure 7.1: The impact of 2 education sessions (after baseline and one year later) in the intervention group compared to the control group (no education sessions) on binge drinking in 13-15 year olds. Source: McBride et al. (2004).

Family and community interventions

Some programs include both individual-level education and family or community-level interventions (Werck *et al.* 2003; Bauman *et al.* 2002; Turrisi *et al.* 2001). Well designed evaluations suggest that even comprehensive school-based prevention programs may not be sufficient to delay the initiation of drinking, or to sustain a small reduction in drinking beyond the operation of the program. (Perry *et al.* 1993 1996 1998; Williams *et al.* 1995; MacKinnon *et al.* 1991; Pentz *et al.* 1989; Johnson *et al.* 1990).

Over the longer term (more than 3 years), the Strengthening Families Programme (SFP), showed promise as an effective prevention intervention, with a number needed to treat (NNT) for three alcohol initiation behaviours (alcohol use, alcohol use without permission and first drunkenness) of 9 (Spath *et al.* 2001a; 2001b), Figure 7.2. This means that nine students have to receive the programme for one to benefit. One other study also highlighted the potential value of culturally focused skills training over the longer-term (NNT = 17 over

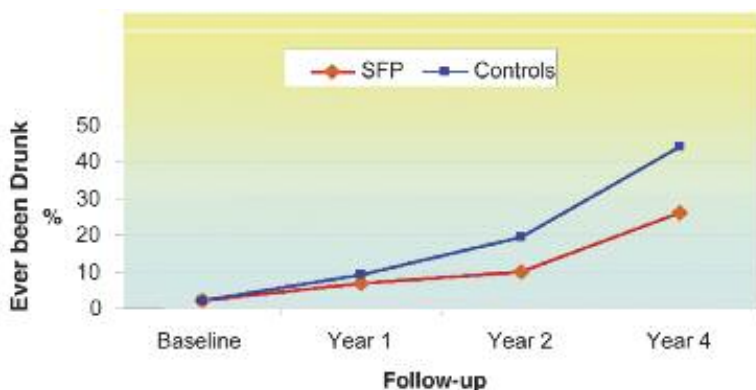


Figure 7.2 The impact of the Strengthening Families Programme on ever having been drunk. Source: Spoth et al. (2001a 2001b).

3.5 years for 4 + drinks in the last week) (Schinke et al. 2000). This means that 17 students have to receive the programme for one to benefit.

A Cochrane review of long term prevention for the primary prevention in young people found that 23 of 56 studies reviewed were ineffective in the short term, Table 7.1 (Foxcroft et al. 2003). The review was unable to make any firm conclusions about the effectiveness of prevention interventions in the short- and medium term.

Table 7.1 Effectiveness of primary prevention programmes for young people in the short, medium and long term. Source: Foxcroft *et al.* 2003.

Follow-up:	Partially effective	Ineffective	"Negative" effect
Short-term (1 year or less)	14	23	3
Medium-term (1-3 years)	13	19	2
Long-term (over 3 years)	3	6	0

A more recent review has sought to determine which interventions delivered in primary and secondary schools are effective and cost-effective for preventing or reducing alcohol use in young people under the age of 18 years (Jones et al. 2007). The reviewed analyzed the results of fourteen systematic reviews. Based on these reviews, 19 classroom-based programmes led by teachers were identified, three only of which demonstrated evidence of reducing alcohol use in the short-term, and one only of which demonstrated evidence of long-term effects on alcohol use. Nine classroom-based programmes were identified that were taught by external contributors, only one of which (a culturally tailored

programme for Native American students) demonstrated evidence of medium- to long-term effects. Nineteen schoolbased programmes that were delivered outside of the lesson format were identified including brief intervention programmes, counselling programmes, peer support and teacher training, none of which demonstrated medium to longer term effects.

Twelve multicomponent programmes were identified that combined school-based intervention with family, community and/or media components. Three long-term programmes that combined school-based intervention with family and community components showed no consistent effects. Two programmes

that combined classroom-based intervention with components targeting parental participation, and focusing on wider problem behaviours,

appeared to have more consistent long-term effects.

Overall, the review concluded that there is a lack of clear evidence on which types of programmes are effective. In addition, long-term follow-up data was not available for the majority of programmes so it was difficult to determine the value of school-based intervention in the longer term. This review also demonstrated the lack of economic evaluation studies in the field of prevention. Of the 52 programmes identified for inclusion in the review, only two had been evaluated in terms of their cost-effectiveness, both of which had methodological shortcomings.

7.2. INFORMATION CAMPAIGNS

Although most media portrayals of alcohol are in the form of commercial advertisements, public health and safety perspectives are also portrayed in the mass media. Public service announcements on television or radio, paid counteradvertisements, billboards, magazine articles, newspaper pieces, and news or feature stories on television and radio all attempt to provide information about the risks and complications associated with drinking.

Public service announcements

Public service announcements (PSAs) are messages prepared by nongovernmental organizations, health agencies or by media organizations for the purposes of providing important information for the benefit of a particular audience. In contrast to paid advertising, PSAs depend upon donated time or space for distribution to the public. When applied to alcohol, PSAs usually deal with “responsible drinking,” the hazards of driving under the influence of alcohol, and related topics. Despite their good intentions, PSAs are considered an ineffective antidote to the high-quality prodrinking messages that appear much more frequently as paid advertisements in the mass media (see Ludwig 1994; Murray et al. 1996).

In many cases the messages in PSAs are intended to be particularly relevant to drinking by youth (Connolly et al. 1994; Holder 1994). Reviews point to the limited impact on alcohol use and alcohol-related problems from mass media interventions that use a universal strategy (Gorman 1995). Nevertheless, a Canadian study (Casiro et al. 1994) found that after a T.V. campaign on the

dangers of alcohol consumption during pregnancy, more women concluded that drinking would put their baby at risk, and attributed this information to television. In general, there is a need for more research to find out what audiences perceive and understand from mass media campaigns (Martin 1995). Looking at how media set the public policy agenda is potentially more fruitful (Casswell 1997). For example, portrayal of alcohol issues in the news media (print, T.V. and radio) tends to be simplistic, sensational and dramatic (Gusfield 1995), and focuses on stories about individual people rather than alcohol in its social perspective. These portrayals raise interesting questions about the way news reporting may shape public attitudes and policy about alcohol, but this area has not been extensively researched.

Counter-advertising

Counter-advertising involves disseminating information about a product, its effects, or the industry that promotes it, in order to decrease its appeal and use. It is distinct from other types of informational campaigns in that it directly addresses the fact that the particular commodity is promoted through advertising (Stewart 1997). Tactics include health warning labels on product packaging and media literacy efforts to raise public awareness of the advertising tactics of an industry, as well as prevention messages in magazines and on television. Counter-advertising may also be a module in community or school prevention programs (e.g., Giesbrecht *et al.* 1990; Greenfield and Zimmerman 1993), and be used as part of the multiple agenda of government spirits board retail systems (Goodstadt and Flynn 1993).

In most countries, the number of public service announcements and counteradvertisements on alcohol issues are at best a small fraction of the volume of alcohol advertisements (see Fedler *et al.* 1994; Wyllie *et al.* 1996) and are rarely seen on television. Moreover, the quality of counter-advertising is often poor. A study of high school students in the Moselle region in France (Pissochet *et al.* 1999) found that respondents considered alcohol risk prevention advertising to be less effective than alcohol advertising, and daily drinkers were more critical than intermittent and nondrinkers.

Low risk drinking guidelines

Epidemiological research on the effects of moderate drinking on cardiovascular problems has created political pressures in some countries to provide the public with promotional and educational material about the benefits of moderate alcohol use. Surveys in several countries have noted an increase in the number of adults who are aware of these health benefits. For example, in New South Wales, Australia, the proportion identifying health benefits increased from 28% in 1990 to 46% in 1994, with relaxation

(54%) and cardiovascular benefits of moderate drinking (39%) most often mentioned (Hall 1995). In this context, official or semi-official guidelines have been adopted in a number of countries on “moderate” drinking or “low-risk drinking” (e.g., Bondy *et al.* 1999). Given the complex considerations that underlie any such guidelines, it is not surprising that the guidelines vary considerably from one country to another (Stockwell 2001). There is, at present, little research on the impact of these messages (Walsh *et al.* 1998). Furthermore, it is unclear whether such messages should be expected to lead to decreases or increases in alcohol consumption and problems (Casswell 1993). In both Denmark (Strunge 1998) and England (Cabinet Office 2003), sensible drinking messages based on the concept of unit drinks, whilst having an impact on knowledge, have had a very limited impact on behaviour.

Alcohol warning labels

A systematic review of the evidence of the impact of alcohol warning labels (Stockwell 2006) introduced in the United States found significant increases in the likelihood of respondents reporting



Figure 7.3 US Warning label

having taken part in conversations about risks of alcohol consumption from before the introduction of the labels to the year afterwards (Kaskutas and Greenfield, 1992). Reporting having discussed the risks of alcohol consumption was especially marked among respondents who recalled seeing the label, suggesting a direct link. In later years, this finding was still apparent in relation to discussing the dangers of drinking during pregnancy though not for risks relevant to the other health messages. A later analysis reported that pregnant women who saw the labels were more likely to discuss the issue (Kaskutas *et al.* 1998). In addition, a “dose-response” effect was found such that the more types of warnings the respondents had seen (on adverts, at point-of-sale, in magazines and on containers), the more likely they were to have discussed the issue. No direct impacts of warning labels on consumption or alcohol-related problems have been reported (Grube and Nygaard 2001; Agostinali and Grube 2002).

A study of the impact of the US alcohol warning labels on adolescents found clear and significant increases in the children’s awareness of the labels and recall of their messages (MacKinnon *et al.* 2000). However, there were no beneficial changes that could be attributed to the warning labels concerning the level of belief in the messages (which was very high to begin with) in drinking behaviour or in relation to drinking and driving.

Another study evaluating the US warning labels examined impacts on perceived risks and drinking behaviour of the messages on 4,397 black, pregnant, consecutive attendees at an antenatal clinic

in Detroit (Hankin *et al.* 1993), sampled from May 1989 (before the introduction of the labels) and up to September 1991. Again, evidence of awareness and recall of the messages was found. No evidence was found of a change in drinking behaviour among the more at-risk heavy consumers of alcohol attending a clinic. Only the low-risk group of light drinkers appeared to respond to the message by changing their behaviour.

These findings contrast to evidence from tobacco where there is evidence of impact but this may reflect the nature of the warning labels. Recent research suggests that the introduction of more graphic and larger warnings for cigarettes has impacted on behaviour (Hammond *et al.*, 2004) and is a source of information for consumers (Hammond *et al.*, 2006).

Media advocacy

Mass media marketing can be used to reinforce community awareness of the problems created by alcohol use and to prepare the ground for specific interventions (Casswell *et al.* 1990; Holder and Treno 1997). Education and public information approaches can be used not just to seek to persuade the individual drinker to change his or her behaviour, but also to mobilise public support for prevention approaches that have demonstrated effectiveness (Casswell and Gilmore 1989), including limiting the availability of alcohol, drinking and driving countermeasures, and regulation and harm reduction in and around drinking environments. Media advocacy can also be used to support a shift in public opinion for policy changes (Wallack *et al.* 1993), for example, the introduction of standard drinks labelling on all Australia-

lian alcohol containers (Stockwell and Single 1997).

7.3. CONCLUSIONS

Public service announcements, public education campaigns, and particularly those that focus on low risk drinking guidelines have limited evidence for effectiveness in reducing binge drinking, although media advocacy approaches are important to gain public support for policy changes. Although there are individual examples of the beneficial impact of school-based education, syste-

matic reviews and meta-analyses find that the majority of well-evaluated studies show no impact on binge drinking of young people, even in the short-term. This is not to imply that education programmes should not be delivered, since all people do need to be informed about the harm done by binge drinking, but school-based education should not be seen as the answer to reduce the harm done by binge drinking, and is not an alternative to more effective alcohol policy measures. Instead, educational strategies should be used to support effective alcohol policy (Giesbrecht 2007).



8

HEALTH CARE INTERVENTIONS AND BINGE DRINKING

8.1. BRIEF ADVICE PROGRAMMES

8.2. CONCLUSIONS

There is a considerable evidence base that brief advice delivered in primary health care settings and in accident and emergency departments is effective in reducing hazardous and harmful alcohol consumption and alcohol related harm, including an overall risk of death. However, although a number of studies have found an effect in reducing the consequences of binge drinking, such as alcohol-related injuries, a meta-analysis of the small number of studies that have measured binge drinking itself find no evidence of an effect of brief advice on the frequency of binge drinking.

8.1. BRIEF ADVICE PROGRAMMES

Brief advice heads the list of evidence-based treatment methods for reducing harmful alcohol consumption (Miller & Wilbourne 2002). There is a very large body of research evidence on alcohol brief advice, including at least 56 controlled trials of effectiveness (Moyer *et al.* 2002). There have been at least 14 meta-analyses and/or systematic reviews, using somewhat different aims and methods, of research on effectiveness of brief advice (Bien, Tonigan and Miller 1993; Freemantle *et al.* 1993; Kahan, Wilson and Becker 1995; Wilk, Jensen and Havighurst 1997; Poikolainen 1999; Irvin, Wyer and Gerson 2000; Moyer *et al.* 2002; D'Onofrio and Degutis 2002; Berglund, Thelander and Jonsson 2003; Emmen *et al.* 2004; Ballesteros *et al.* 2004a 2004b; Whitlock *et al.* 2004; Cuijpers, Riper and Lemmens 2004; Bertholet *et al.*, 2005). All these have reached conclusions, in one form or another, favouring the effectiveness of brief advice in reducing alcohol consumption to low-risk levels among

hazardous and harmful drinkers. The number needed to treat is about 8 for both hazardous and harmful alcohol consumption and for alcohol-related harm (Anderson 2003). This means that 8 patients at risk need to be offered advice for one to benefit.

There is mixed evidence of longer-term effects of brief advice. A trial based in family medicine in Wisconsin, USA reported continuing benefits for alcohol use, binge drinking episodes and frequency of excessive drinking among recipients of brief intervention compared with controls 4 years after intervention (Fleming *et al.* 2002). An Australian study reported that the benefits of receiving brief advice had disappeared after 10 years (Wutzke *et al.* 2002) and it was suggested that booster sessions would be necessary to maintain the effect over this period of time.

There is some evidence that brief advice reduces alcohol-related mortality (Cuijpers, Riper and Lemmens 2004), albeit from a small number of studies. Moyer *et al.* (2002) also reported that brief advice was effective on a composite of various drinking-related outcomes, including measures of alcohol-related problems. There is also direct evidence from an Australian study in general practice that brief advice is effective in reducing alcohol-related problems among those who receive them (Richmond *et al.* 1995). In a controlled study of mass screening and brief intervention with follow-up, for men in Malmo, Sweden, there was a significant decline in hospital admissions and mortality in the treated group over a four year follow-up period, an 80% reduction in absenteeism in the four years following the stu-

dy, a 60% reduction in total hospital days over five years, and a 50% reduction in all cause mortality over six years, which was maintained at 10-16 years follow-up (Kristenson *et al.* 2002).

A systematic review of individual-focused strategies to reduce problematic alcohol consumption by college students (Larimer & Cronce 2002) identified eight studies (Aubrey, 1998; Baer *et al.*, 1992; Borsari and Carey, 2000; D'Amico and Fromme, 2000; Dimeff, 1997; Larimer *et al.*, 2001; Marlatt *et al.*, 1998; Monti *et al.*, 1999) that evaluated the efficacy of brief (one or two session) individual or group motivational enhancement approaches, typically incorporating alcohol information, skills-training information and personalized feedback designed to increase motivation to change drinking. All of the studies demonstrated significant effects on drinking behavior, consequences or both, including reductions in episodic heavy drinking.

A meta-analysis of the effectiveness of brief interventions in primary care populations (Kaner *et al.* 2007) identified 21 trials with 7,286 participants. Meta-analysis showed that participants receiving brief intervention drank less alcohol per week than those receiving a control intervention (mean difference = -41, 95%CI: -57 to -25 grams/week). Three trials reported the frequency of binge drinking and, overall, these trials showed no significant reduction in frequency of binge drinking consequent to brief intervention (mean difference = -0.3, 95%CI: -0.6 to 0.0 binges/week (Fleming *et al.* 1997; Fleming *et al.* 1999; Fleming *et al.* 2004). Two other studies reported the number of drinking days per week and, overall, these showed no significant

effect of brief intervention compared to control (mean difference = 0.1, 95%CI: -0.6 to 0.4 drinking days/week) (Senft *et al.* 1997; Aalto *et al.* 2000). Four trials reported the amount of alcohol consumed per drinking day and, overall, these showed no significant reduction in intensity of drinking consequent to brief intervention (mean difference = -3, 95%CI: -12.9 to 6.2 grams/drinking day) (Aalto *et al.* 2000; Crawford *et al.* 2004; Maisto *et al.* 2001; Senft *et al.* 1997).

In one US study, the average per subject benefit of intervention was estimated as US\$1,151, comprised of savings in emergency department and hospital use (US\$531) and savings in crime and motor vehicle accidents (US\$620) (Fleming *et al.* 2000). The average cost of the intervention was US\$205 per subject, representing a benefit cost ratio of 5.6:1. The benefit-cost analysis of the 48 month follow-up suggested a \$43,000 reduction in future health care cost for every \$10,000 invested in the early intervention (Fleming *et al.* 2002). The benefit-cost ratio increased when including the societal benefits of fewer motor vehicle events and crimes.

Brief advice delivered in emergency departments and trauma centres has been shown to be effective in reducing alcohol consumption (D'Onofrio and Degutis 2002; Longabaugh *et al.* 2001; Gentilello *et al.* 1999; Spirito *et al.* 2004; Mello *et al.* 2005) and alcohol-related harm (Monti *et al.* 1999; Gentilello *et al.* 1999; Longabaugh *et al.* 2001; Mello *et al.* 2005). A systematic review of 23 studies found evidence for reduced motor-vehicle crashes and related injuries, falls, suicide attempts, domestic violence, assaults and child abuse, alcohol-related injuries and

injury emergency visits, hospitalizations and deaths, with reductions ranging from 27% to 65% (Dinh-Zarr *et al.* 2004).

8.2. CONCLUSIONS

Although there is a considerable evidence base that brief advice delivered in primary health care settings and in accident and emergency departments is effective in reducing hazardous and harmful alcohol consumption and the consequences of binge drinking, but, in the limited number of studies that have measured it, not specifically on the frequency of binge drinking itself, the population impact of brief advice programmes can only be achieved if there is widespread delivery of such programmes. The comparative cost effectiveness of a range of alcohol policy options is taken up in the next chapter.

9

COST EFFECTIVE APPROACHES TO REDUCE BINGE DRINKING

- 9.1. COST EFFECTIVENESS OF DIFFERENT ALCOHOL POLICY MEASURES
- 9.2. PUBLIC OPINION AND ALCOHOL POLICY
- 9.3. CONCLUSIONS

There have been no analyses of the cost effectiveness of different alcohol policy measures in reducing alcohol-related harm specifically from binge drinking, although the World Health Organization's CHOICE project modelled five policy options to reduce the disability adjusted life years that were due to alcohol consumption of more than 20g alcohol a day for women and more than 40g alcohol a day for men. The model found that the most cost-effective policy options in reducing alcohol-related DALYs in the European Union were taxation, restricted access, and advertising bans. According to a Eurobarometer survey undertaken at the end of 2006, two thirds of the European Union population (68%) believe that higher prices for alcohol would not discourage young people and heavy drinkers from alcohol consumption. On the other hand, 87% of EU citizens stated that they agree with the banning of selling and serving alcohol to people under the age of 18 years, and three quarters would approve the banning of alcohol advertising targeting young people.

9.1. COST EFFECTIVENESS OF DIFFERENT ALCOHOL POLICY MEASURES

There have been no analyses of the cost effectiveness of different alcohol policy measures in reducing alcohol-related harm specifically from binge drinking, although the World Health Organization's CHOICE project modelled five policy options to reduce the disability adjusted life years (DALYs¹⁰) that were due to hazardous and harmful alcohol consumption defined as more than 20g alcohol a day for women and more than 40g alcohol a day for men. The CHOICE

model determines intervention effectiveness via a state transition population model (Lauer *et al.* 2003), taking into account births, deaths and the impact of alcohol. Two scenarios are modelled over a lifetime (100 years): 1) no interventions available to reduce hazardous and harmful alcohol use; and 2) the population-level impact of each specified intervention, implemented for a period of 10 years. The difference represents the population-level health gain due to the implementation of the intervention, discounted at 3% and age-weighted.

Costs covered in the CHOICE model are costs to governments and include programme-level costs associated with running the intervention, such as administration, training and media (Adam *et al.* 2003; Johns *et al.* 2003), and patient level costs such as primary care visits (Fleming *et al.* 2000). The costs were calculated in international dollars (Adam *et al.* 2003; Johns *et al.* 2003) and converted into Euros, such that one euro buys the same quantity of health care resources in England as it does in Hungary. The model does not capture potential increases in workforce and household productivity among heavy drinkers following intervention, nor does it incorporate the economic consequences of alcohol-

¹⁰ A DALY (Disability-Adjusted Life Year) is a measure of the number of healthy years of life lost due to a specific risk factor (in this case alcohol). While a year of perfect health will count as 1 and a year of death will be 0, a year of damaged health that significantly affects Quality of Life will be somewhere in between. DALYs measure a gap in health between the current position and what could be achieved. Each DALY can be considered as one year of ill-health or premature death.

related crime, violence and harm reduction. Government's receipts from taxes are not counted.

CHOICE modelled five policy options: drink-driving laws, adjusted for the current level of implementation and enforcement via random breath testing; the impact of a tax on alcohol set at the current level increased by 25%, compared with no tax at all, and adjusted for the observed or expected level of unrecorded use; reduced access to and availability of alcohol through estimating what would happen if alcohol could not be purchased for a 24-hour period at the week-end; brief interventions such as physician advice provided in primary

health care to 25% of the at risk population; and the impact of advertising controls based on a 2%-4% reduction in the incidence of hazardous alcohol use, derived from international time-series analyses of the impact of an advertising ban (Grube and Agostinelli 2000; Saffer 2000; Saffer and Dave 2002).

A summary of the estimated impact of the five different interventions, (DALYs prevented per million people per year) compared to a Europe with none of these policies is shown in Figure 9.1, and the estimated costs (Euro per 100 people per year) in Figure 9.2, for the three regions of the European Union, based on the WHO classification, Table 9.1.

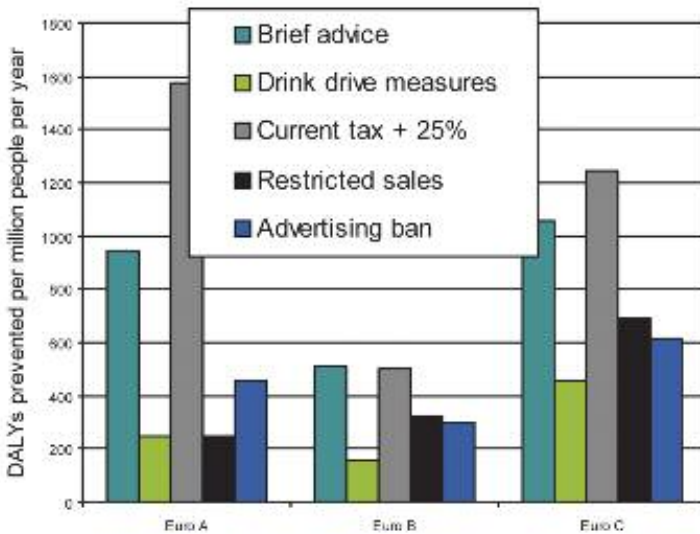


Figure 9.1: The impact of different policy options (DALYs prevented per million people per year) in the three sub-regions of EU25. Source: Anderson & Baumberg (2006).

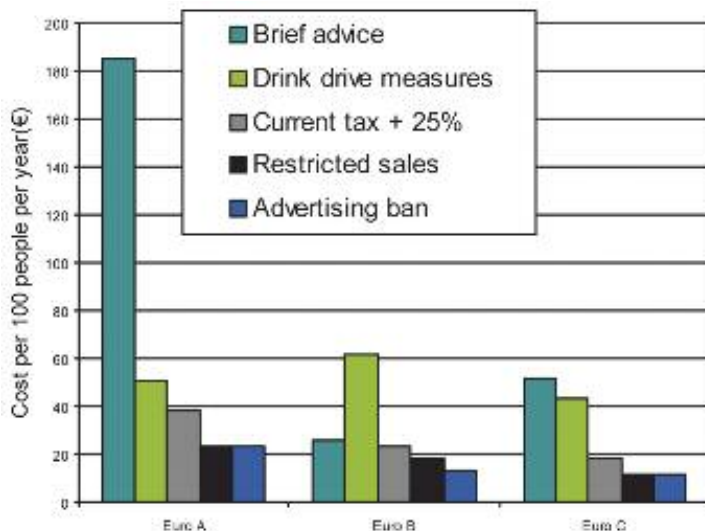


Figure 9.1: The cost of different policy options (per 100 people per year (€)) in the three subregions of EU25. Source: Anderson & Baumberg (2006).

Table 9.1 WHO classification of European Union countries based on mortality rates.

Europa A		Europa B	Europa C
Very low child and very low adult mortality		Low child and low adult mortality	Low child and high adult mortality
Austria	Italy	Cyprus	Estonia
Belgium	Luxembourg	Poland	Hungary
Czech Republic	Malta	Slovakia	Latvia
Denmark	Netherlands		Lithuania
Finland	Portugal		
France	Slovenia		
Germany	Spain		
Greece	Sweden		
Ireland	United Kingdom		

In all three regions of the European Union, taxation (current tax levels with a 25% increase in tax, compared to no tax) was estimated to have the greatest impact in reducing the harm done by alcohol, followed by brief interventions delivered by primary health care providers to 25% of the at risk population. The three regulatory measures, (taxation, restricted sales and advertising

controls) were estimated to be the cheapest in terms of cost to implement, with drink driving measures and brief interventions being the most expensive. Thus, in all three sub-regions of the European Union, taxation, restricted access, and advertising bans were estimated as the most cost-effective policy options in reducing DALYs due to hazardous and harmful alcohol consumption.

9.2 PUBLIC OPINION AND ALCOHOL POLICY

Price

According to a Eurobarometer survey undertaken at the end of 2006, two thirds of the European Union population (68%) believe that higher prices for alcohol would not discourage young people and heavy drinkers from alcohol consumption. Eighty five per cent of people from the Netherlands doubted that price would have a dissuasive effect, whereas 60% of people from Finland

thought that higher alcohol prices would restrain younger people and heavy drinkers from consumption, Figure 9.3; the higher support in Finland could be due to the enormous increases in alcohol consumption and related harm that have followed reductions in tax. Over half of the people in Romania also considered that higher prices would restrain young peoples' and heavy drinkers' alcohol consumption; this view might be explained by a lower level of income in Romania compared to other European Union countries.

Question: QB13. Do you think higher prices for alcohol would discourage young and heavy drinkers from consumption?

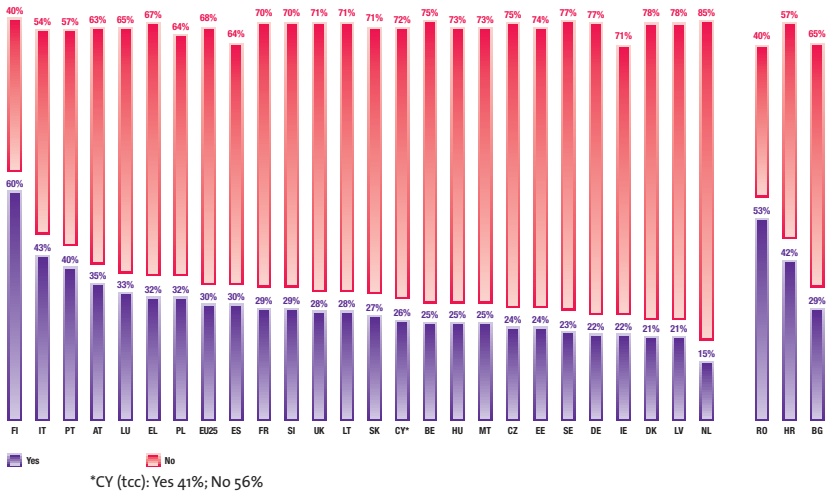


Figure 9.3: Proportion of EU25 population that believes that higher prices would discourage young and heavy drinkers from consumption by country. Source: Eurobarometer (2007).

Availability

In contrast to price, 87% of EU citizens stated in the Eurobarometer survey that they agree with the banning of selling and serving alcohol to people under the age of 18 years, with two thirds of the population (65%) saying that they “totally agree” with such restrictions. Public opinion in all countries was in favour of the concept of prohibiting the selling

and serving of alcohol to young people less than 18 years of age. Even in the least favourable Member States, the majority of the population - the Netherlands (61%), Denmark (72%) and Belgium (72%) – responded with a considerable degree of support, Figure 9.4. As many as three quarters of respondents aged between 15 and 24 years agreed with the statement.

Question: QB16.3: To what extent do you agree or disagree with the following?

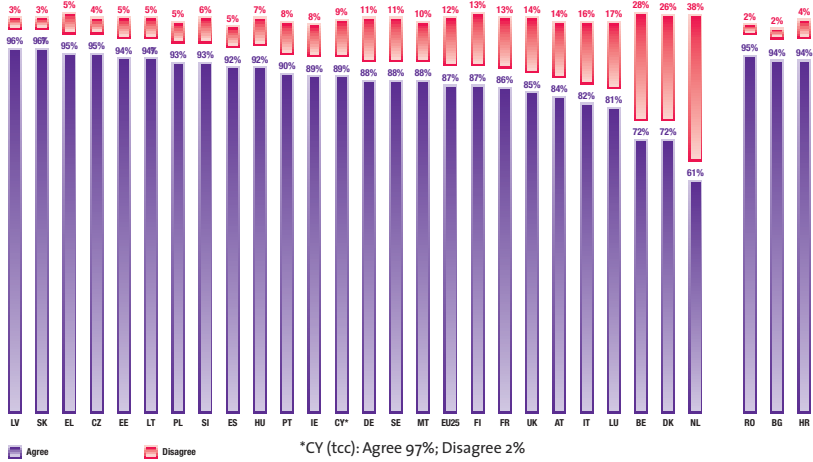


Figure 9.4: Proportion of EU25 population agreeing with the banning of selling and serving alcohol to people under the age of 18 by country. Source: Eurobarometer (2007).

Advertising

According to the Eurobarometer survey, three quarters of the European Union population (76%) would approve the banning of alcohol advertising targeting young people in all Member States, with every second respondent (50%) responding that they “agree totally” with this idea. A country-by-country analysis

shows that in all countries the majority of respondents would favour such a ban, Figure 9.5, with people from Slovakia being the strongest supporters (93% (“totally agree” 68%)), and people from Luxembourg (58% (“totally agree” 41%)) and Denmark (59% (“totally agree” 37%)) being less supportive, Figure 9.5.

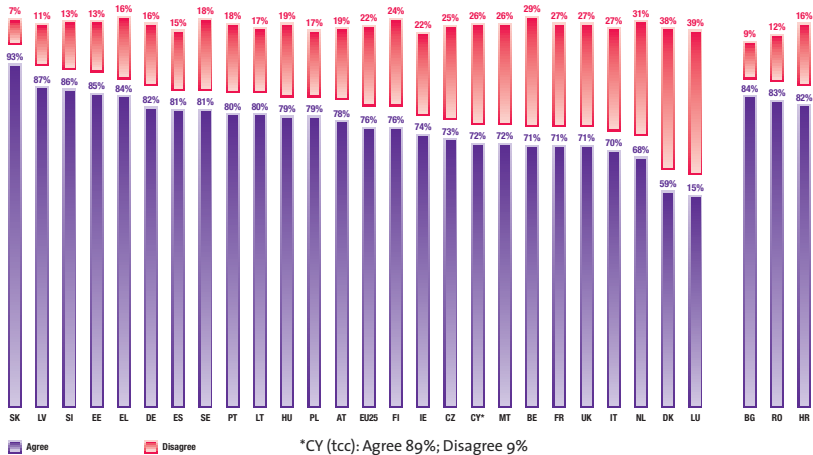


Figure 9.5: The extent to which European citizens agree with the statement that alcohol advertising targeting young people should be banned in all Member States by country. Source: Eurobarometer (2007).

9.3 CONCLUSIONS

There is strong evidence that drink-driving laws, tax, reduced access to and availability of alcohol, brief interventions such as physician advice provided in primary health care and advertising controls are effective in reducing disability adjusted life years due to alcohol consumption of more than 20g alcohol a day for women and more than 40g alcohol a day for men, with the most cost-effective policies being taxation, restricted access, and advertising bans. Considerable investment needs to be made in public education campaigns to inform the public that alcohol taxes are an effective policy option to reduce binge drinking and heavy drinking, including amongst younger people. Currently, there is widespread public support for the banning of selling and serving alcohol to people under the age of 18 years, and the banning of alcohol advertising targeting young people throughout Europe.



**CONCLUSIONS
AND
RECOMMEN-
DATIONS**

10

10.1. CONCLUSIONS

10.2. RECOMMENDATIONS

10.1 CONCLUSIONS

Binge drinking in Europe

Binge drinking, defined as five or more drinks on a single occasion, seems to be a very common European phenomenon. Some 80 million European adults (over 1 in 5) reported binge drinking at least once a week in 2006, and as many as 25 million (1 in 15) reported that binge drinking was their usual pattern of consumption during the previous month (in other words they were also regular heavy drinkers). Binge drinking is not the prerogative of the young. Eighteen per cent of those aged 55 years of age and over reported binge drinking at least once a week in 2006, compared with 24% of those aged between 15 and 24 years. Nor is binge drinking a prerogative of northern Europeans. One third (33%) of respondents from Spain and 20% of respondents from Italy reported binge drinking at least once a week in 2006, compared with 11% of respondents from Sweden and 17% of respondents from Finland. Binge drinking is also relatively common amongst 15-16 year olds, with over 1 in 6 (18%) having binged (5+ drinks on a single occasion, 50g alcohol) three times or more in the last month (2003 data). Binge drinking has increased across Europe amongst 15-16 years olds since 1995, although less so in recent years.

The harm done by binge drinking

Binge drinking increases the risk of a wide range of social and health harms for both the individual drinker, and others than the drinker, including crime and violence, intentional and unintentional injuries, cardiovascular diseases, sexually transmitted diseases, and reproductive conditions. For all of these

conditions, with the exception of ischaemic stroke and ischaemic heart disease, it appears that the risk increases in a dose dependent manner with increased frequency of drinking, and increased amount of alcohol consumed on a drinking occasion. For ischaemic heart disease, the relationship is J-shaped, with the risk increasing in a dose dependent manner after the bottom of the J.

Consequences of binge drinking to Europe

Binge drinking is a significant contributor to the social and health burden facing Europe, including crime, violence, domestic violence, homicide, suicide and unintentional injuries. It is also a significant contributor to inequalities between and within European countries. The social and health harms done by binge drinking are not fixed and move in parallel with changes in overall levels of alcohol consumption. Binge drinking is a threat to social cohesion and social capital and reduces health and safety in the living environment. It is therefore a threat to productivity and a sustainable economic development in the European Union, as envisaged by the objectives of the Lisbon Strategy.

Regulating the availability and marketing of alcohol

Taxes are an effective policy option in reducing the harm done by binge drinking, with a particular impact in reducing the harm done by alcohol to people other than the drinker. Alcohol taxes generate direct revenue for governments, and – due to the relative inelasticity of the demand for alcohol – are generally much more closely related to average tax rates than levels of consumption, thus allowing considerable scope in

most countries for raising taxes before the maximum revenue is achieved.

There is an enormous discrepancy in the current tax rates between countries, even when adjusting for purchasing power, and one half of EU countries still have no tax on wine. Standardized excise duties are a longstanding goal of the European Union mainly because the combination of a single market, together with wide excise variations, leads to serious market distortions and lost tax revenue. The consequences of differential taxes between countries are compounded by the high and increasingly liberal limits of the amount of alcohol that individuals can transfer between countries.

There is very strong evidence for the effectiveness of policies that manage the physical availability of alcohol (raising the minimum purchase age and managing days and hours of sale) in reducing the harm done by binge drinking. The evidence shows that, if opening hours for the sale of alcohol are extended, then more violent harm is likely to result. Policies that manage the availability of alcohol are largely devolved to the municipal level. They can only be effective if any national and regional legislation is enabling rather than restrictive, and if the policies are adequately enforced.

There is increasing evidence that the volume of advertisements and media exposure increase the likelihood of young people starting to drink, the amount they drink, and the amount they drink on any one occasion.

Creating safer drinking environments and communities

Although, increasingly, programmes focusing on reducing the harm done by binge drinking in drinking environments are being developed and implemented, many of the programmes currently being implemented have not been adequately evaluated. The most effective options involve enhanced enforcement of regulations around serving. Training programs for bar staff and managers have demonstrated reductions in high risk drinking and drinking problems, although these effects tend to be limited, and are been found in all evaluations. In addition, there is some limited evidence to show that programmes that result in the adoption and enforcement of policies to make licensed premises safer can also been associated with lower levels of intoxication and problems. Comprehensive community programmes can, when appropriately designed and implemented, have substantial effects on the occurrence of problems related to binge drinking. However, some of these programmes require substantial resources to implement, and are unlikely to be as cost-effective as those measures that regulate the alcohol market. Further, given the limited current evidence of effectiveness of these approaches, they should not be considered as substitutes for other alcohol policy strategies that have well documented evidence of effectiveness.

Educating to reduce binge drinking

Public service announcements, public education campaigns, and particularly those that focus on low risk drinking guidelines have limited evidence for effectiveness in reducing binge drinking, although media advocacy approaches

are important to gain public support for policy changes. Although there are individual examples of the beneficial impact of school-based education, systematic reviews and meta-analyses find that the majority of well-evaluated studies show no impact on binge drinking of young people, even in the short-term. This is not to imply that education programmes should not be delivered, since all people do need to be informed about the harm done by binge drinking, but school-based education should not be seen as the answer to reduce the harm done by binge drinking, and is not an alternative to more effective alcohol policy measures.

Health care interventions and binge drinking

Although there is a considerable evidence base that brief advice delivered in primary health care settings and in accident and emergency departments is effective in reducing hazardous and harmful alcohol consumption and the consequences of binge drinking, but, in the limited number of studies that have measured it, not specifically on the frequency of binge drinking itself, the population impact of brief advice programmes can only be achieved if there is widespread delivery of such programmes.

Cost effective approaches to reducing binge drinking

There is strong evidence that drink-driving laws, tax, reduced access to and availability of alcohol, brief interventions such as physician advice provided in primary health care and advertising controls are effective in reducing disability adjusted life years due to alcohol consumption of more than 20g alcohol

a day for women and more than 40g alcohol a day for men, with the most cost-effective policy being taxation, restricted access, and advertising bans. Considerable investment needs to be made in public education campaigns to inform the public that alcohol taxes are an effective policy option to reduce binge drinking and heavy drinking, including amongst younger people. Currently, there is widespread public support for the banning of selling and serving alcohol to people under the age of 18 years, and the banning of alcohol advertising targeting young people throughout Europe.

10.2 RECOMMENDATIONS

I. DEFINING AND MEASURING BINGE DRINKING

- I.1. A set of flexible but standardised definitions for binge-drinking and episodic heavy drinking needs to be prepared.
- I.2. Measures of binge-drinking and drunkenness and their link to outcomes should be investigated further to determine their cross-cultural validity within Europe.
- I.3. Further repeated and comparative surveys are required across Europe for binge-drinking and episodic heavy drinking.

II. REGULATING THE AVAILABILITY AND MARKETING OF ALCOHOL

Price and binge drinking

- II.1. Minimum tax rates for all alcoholic beverages should be increased in line with inflation; should be at least proportional to the alcoholic content

of all beverages that contain alcohol; and should at least cover the external costs of alcohol as determined by an agreed and standardized methodology.

- II.2. Member States should retain the flexibility to use taxes to deal with specific problems that may arise with specific alcoholic beverages, such as those that prove to be appealing to young people.

Availability and binge drinking

- II.3. A minimum system of licensing for the sale of alcoholic products should be implemented throughout Europe, respecting existing licensing systems, where these are stronger.
- II.4. The sales of alcoholic products to persons under the age set by domestic law, national law or eighteen years, whichever is the higher, should be prohibited and enforced.
- II.5. Jurisdictions that manage outlets through number and density, location and hours and days of sale should consider not relaxing their regulations; jurisdictions without such regulations or with very limited regulations should analyze the impact of introducing or strengthening them.
- II.6. A range of increasingly severe penalties against sellers and distributors, such as withdrawal of license or temporary and permanent closures, should be implemented in order to ensure compliance with relevant measures.

Advertising and binge drinking

- II.7. Agreements and mechanisms should be explored to restrict or ban the marketing of alcoholic beverages at the European level, ensuring a level playing field across Europe.

- II.8. Standards should be developed to reduce exposure to alcohol marketing and to ensure that marketing content does not influence the drinking expectancies and behaviour of young people.

- II.9. Technologies and other means necessary to regulate cross-border marketing, including the internet and mobile phone use should be developed.

- II.10. Countries which have a ban on certain forms of alcohol marketing should have the right to maintain such a ban.

III CREATING SAFER DRINKING ENVIRONMENTS AND COMMUNITIES

- III.1. Urban planning, community strategies, licensing regulations and restrictions, transport policies and management of the drinking and surrounding environments should work to minimize the negative effects that result from alcohol intoxication, particularly for local residents.

- III.2. Effective and appropriate training should be implemented for the hospitality industry and servers of alcohol to reduce the harmful consequences of intoxication and harmful patterns of drinking, particularly for local residents and local communities.

- III.3. Adequate policing and enforcement of alcohol sales and licensing laws should be implemented, targeted at premises associated with a higher level of harm.

- III.4. Well-resourced community mobilization and intervention projects, involving different sectors and partners should be implemented to create safer drinking environments and to reduce binge drinking.

IV. EDUCATING TO REDUCE BINGE DRINKING

- IV.1. Educational programmes should not be implemented in isolation as an alcohol policy measure, or with the sole purpose of reducing binge drinking, but rather as a measure to reinforce awareness of the problems created by binge drinking and to prepare the ground for specific interventions and policy changes.
- IV.2. Educational type programmes to reduce binge drinking imported from another country or culture should first be evaluated in the new setting before being widely implemented.

V. HEALTH CARE INTERVENTIONS AND BINGE DRINKING

- V.1. Integrated evidence-based guidelines for brief advice to reduce binge drinking should be developed and implemented in different settings upwardly to harmonize the quality and accessibility of care.
- V.2. Training and support programmes to deliver brief advice to reduce binge drinking should be developed and implemented in different settings upwardly to harmonize the skills of health care providers.
- V.3. Resources should be made available to ensure the widespread availability and accessibility of identification and advice programmes to reduce binge drinking.

VI. CREATING THE EVIDENCE BASE TO REDUCE BINGE DRINKING

- VI.1. European infrastructures should be established and financed to undertake collaborative cross country research to reduce binge drinking.
- VI.2. European infrastructures should be created and financed to review and

disseminate all major research outcomes to reduce binge drinking, for example, registries and databases; the evidence base should be translated into easily understood policies and practices through practical toolkits and guidelines.

- VI.3. A European database of laws and regulations and of effective policies and programmes to reduce binge drinking at European, Member State and municipal level should be established and maintained.

VII. DEVELOPING A COMPREHENSIVE STRATEGY TO REDUCE BINGE DRINKING

- VII.1. Action plans on alcohol with clear objectives, strategies and targets should be formulated and implemented.
- VII.2. Support for alcohol policy measures amongst civil and political society should be promoted through awareness-raising campaigns and initiatives.
- VII.3. Regular reports on alcohol should be prepared and made accessible to a wide public audience.
- VII.4. Different alcohol policy strategies should be combined into an integrated overall policy, since alcohol policy is likely to be most effective in reducing binge drinking, when a variety of complementary strategies, such as those that impact on price and availability, supported by comprehensive community programmes are used.

REFERENCES

- Aalto M, Saksanen R, Laine P, Forsstrom R, Raikaa M, Kiviluoto M, et al. Brief intervention for female heavy drinkers in routine general practice: a 3-year randomized, controlled study. *Alcoholism: Clinical and Experimental Research* 2000;24(11):1680-6.
- Abbey, A., Scott, R. O. and Smith, M. J. (1993) Physical, subjective, and social availability: their relationship to alcohol consumption in rural and urban areas, *Addiction*, 88, 489-499.
- Adam T, Evans D, Murray CJ. (2003). Econometric estimation of country-specific hospital costs. Cost-effectiveness and Resource Allocation; 1: 3, (www.resource-allocation.com).
- Agostinelli, G. and Grube, J.W. (2002). Alcohol counter-advertising and the media: A review of recent research. *Alcohol Research and Health* 26: 15-21.
- Aguirre-Molina, M. and Gorman, D.M. (1996): Community-based approaches for the prevention of alcohol, tobacco, and other drug use. *Annual Review of Public Health* 17: 337-358.
- Ahlström, S. (1987). "Women's Use of Alcohol." Finnish drinking habits: results from interview surveys held in 1968, 1976 and 1984, Edited by J. Simpur. Helsinki, Finland: The Finnish Foundation for Alcohol Studies.
- Ahlström, S., Bloomfield, K., and Knibbe, R. (2001). "Gender Differences in Drinking Patterns in Nine European Countries: Descriptive Findings." *Substance Abuse*, 22(1): 69-85.
- Ahtola, J., Ekholm, A., and Somervuori, A. (1986) Bayes estimates for the price and income elasticities of alcoholic beverages in Finland from 1955 to 1980. *Journal of Business and Economic Statistics*, 4, 199-208.
- Alaniz M.L., Cartmill, R.S., and Parker R.N. (1998) Immigrants and violence: the importance of neighborhood context. *Hispanic Journal of Behavioral Sciences* 20, 155-174.
- Allamani, A., Basetti Sani I., Voller, F., Cipriani, F., Ammannati, P. and Centurioni, A. (2003). Experiences from a community alcohol action research in Scandicci, Florence Nordic Studies on Alcohol and Drugs 20 105-109.
- Allen, J., Nicholas, S., Salisbury, H. and Wood, M. (2003). Nature of burglary, vehicle and violent crime in C. Flood-Page and J. Taylor (eds). *Crime in England and Wales 2001/2002: Supplementary Volume*. Home Office Statistical Bulletin 01/03. London: Home Office.
- Anderson, P. & Baumberg, B. (2006) Alcohol in Europe: A Public Health Perspective – Report to the European Commission. London: Institute of Alcohol Studies. (http://ec.europa.eu/health-eu/news_alcoholineurope_en.htm). Accessed June 2007.
- Anderson, P. (2003). The Risk of Alcohol. PhD thesis. Nijmegen, Radboud University. http://webdoc.uibn.kun.nl/mono/a/anderson_p_riskofal.pdf.
- Anderson, P. (2007) Reducing Drinking and Driving in Europe. London: Institute of Alcohol Studies
- Andrews JA, Lewinsohn PM (1992) Suicidal attempts among older adolescents: prevalence and co-occurrence with psychiatric disorders. *Journal of the American Academy of Child and Adolescent Psychiatry*, 31, 655-662.
- Archer, J., Holloway, R. and McLoughlin, K. (1995) Self-reported physical aggression among young men. *Aggressive Behavior*, 21, 325-342.
- Arnold M.J. and Laidler T.J. (1994) Situational and Environmental Factors in Alcohol-Related Violence, Vol. 7. Canberra, Australia: Government Publishing Services.
- Ashley MJ, Rehm J, Bondy S, Single E, Rankin J (2000) Beyond ischemic heart disease: are there other health
- Aubrey, L.L. Motivational Interviewing with Adolescents Presenting for Outpatient Substance Abuse Treatment, Ph.D. dissertation, Albuquerque, NM: University of New Mexico, 1998.
- Austin, E.W. and Nach-Ferguson, B. (1995): Sources and influences of young school-age children's general and brand-specific knowledge about alcohol. *Health Communication* 7: 1-20.
- Babor TF, Caetano R, Casswell S, Edwards G, Giesbrecht N, Graham K, Grube JW, Gruenewald PJ, Hill L, Holder HD, Homel R, Österberg E, Rehm J, Room R & Rossow I (2003). Alcohol: No Ordinary Commodity. Research and Public Policy. Oxford, Oxford Medical Publication, Oxford University Press.
- Baer, J.S. et al. (2001) Brief intervention for heavy drinking college students: 4-year follow-up and natural history. *American Journal of Public Health*, 91: 1306-1310.
- Baer, J.S., Marlatt, G.A., Kivlahan, D.R., Fromme, K., Larimer, M.E. and Williams, E. An experimental test of three methods of alcohol risk reduction with young adults. *J. Cons. Clin. Psychol.* 60: 974-979, 1992.
- Ballesteros, J., Duffy, J. C., Querejeta, I., Arino, J. and Gonzales-Pinto, A. (2004a) Efficacy of brief interventions for hazardous drinkers in primary care: systematic review and metaanalysis, *Alcoholism: Clinical and Experimental Research*, 28, 608-618.
- Ballesteros, J., Gonzalez-Pinto, A., Querejeta, I. and Arino, J. (2004b) Brief interventions for hazardous drinkers delivered in primary care are equally effective in men and women, *Addiction*, 99, 103-108.
- Bauman, K.E. et al. (2002) Influence of a family program on adolescent smoking and drinking prevalence. *Prev. Sci.*, 3: 35-42.
- Beautrais AL (1998) Risk factors for suicide and attempted suicide amongst young people. A report to the National Health and Medical Research Council.
- Beirness, B. J., Foss, R. D., and Vogel-Sprott, M. (2004). "Drinking on Campus: Self-Reports and Breath Tests." *Journal of Studies on Alcohol*, 65: 600-604.

- Berglund, M., Thelander, S. and Jonsson, E. (Eds.) (2003). *Treating Alcohol and Drug Abuse: An Evidence-based Review* (Weinheim, Wiley-VCH).
- Bertholet, N., Daeppen, J.B., Wietlisbach, V., Fleming, M. and Burnand, B. Reduction of alcohol consumption by brief intervention in primary care: systematic review and meta-analysis. *Archives of Internal Medicine* 2005; 165(9):986-95.
- Bien T.H., Miller, W. R. and Tonigan, J. S. (1993) Brief interventions for alcohol problems: a review, *Addiction*, 88, 315-335.
- Blankfield A, Maritz JS (1990) Female alcoholics IV: admission problems and patterns. *Acta Psychiatrica Scandinavica*, 12, 445-450
- Blomberg, R.D., Peck, R.C., Moskowitz, H., Burns, M. and Fiorentino, D. (2002). *Crash Risk of Alcohol Involved Driving*. National Highway Traffic Safety Administration, Washington, D.C..
- Blomgren, J., Martikainen, P., Mäkelä, Pia, and Valkonen, T. (2004). "The Effects of Regional Characteristics on Alcohol - Related Mortality - a Register-Based Multilevel Analysis of 1.1 Million Men." *Social Science and Medicine*, 58: 2523-35.
- Bloomfield, K., Ahlström, S., Allamani, A., Choquet, M., Cipriani, F., Gmel, G., Jacquat, B. J., Knibbe, R., Kubicka, L., Lecomte, T., Miller, P., Plant, Moira, and Spak, F. (1999). *Alcohol consumption and alcohol problems among women in European countries*. Berlin: Free University of Berlin (Institute of Medical Informatics, Biostatistics and Epidemiology). <http://www.mezizin.fu-berlin.de/statistik/ Gender&Alcohol/>
- Bloomfield, K., G. Gmel, U. Grittner, S. Kramer, and J. Eckloff (2005). "Social Inequalities in Alcohol Consumption and Alcohol-Related Problems in the Study Countries of the EU Concerted Action "Gender, Culture and Alcohol Problems: a Multi-National Study". Pp.117-35 in *Gender, Culture and Alcohol Problems: A Multi-national Study*. Project Final Report, Edited by K. Bloomfield, S. Ahlström, A. Allamani, F. Beck, K. Helmersson Bergmark, L. Csemy, I. Eisenbach-Stangl, Z. Elekes, G. Gmel, F. Kerr-Correa, R. Knibbe, Pia. Mäkelä, M. Monteiro, M. Medina Mora, S. Nordlund, I. Obot, M. Plant, G. Rahav, and R. Mendoza. Berlin: Charite Campus Benjamin Franklin.
- Bloomfield, K., Gmel, G., Neve, R., and Mustonen, H. (2001). "Investigating Gender Convergence in Alcohol Consumption in Finland, Germany, the Netherlands and Switzerland: a Repeated Survey Analysis." *Substance Abuse*, 22(1): 39-53.
- Blose J.O. and Holder H.D. (1987) Liquor-by-the-drink and alcohol-related traffic crashes: a natural experiment using time-series analysis. *Journal of Studies on Alcohol* 48, 52-60.
- Bobak, M., Room, R., Pikhart, H., Kubinova, R., Malyutina, S., Pajak, A., Kurilovitch, S., Topor, R., Nikitin, Y., and Marmot, M. (2004). "Contributions of Drinking Patterns to Differences in Rates of Alcohol Related Problems Between Three Urban Populations." *Journal Of Epidemiology and Community Health*, 58: 238-42. <http://jech.bmjournals.com/cgi/content/full/58/3/238>
- Bondy S.J., Rehm J., Ashley M.J., Walsh G., Single E., and Room R. (1999) Low-risk drinking guidelines: scientific evidence. *Canadian Journal of Public Health* 90, 264-270.
- Bongers, I. M. B., van de Goor, L. A. M., van Oers, J. A. M., and Garretsen, H. F. L. (1998). "Gender Differences in Alcohol-Related Problems: Controlling for Drinking Behaviour." *Addiction*, 93(3): 411-21.
- Bonomo, Y., Coffey, C., Wolfe, R., Lynskey, M., Bowes, G. and Patton, G. (2001) Adverse outcomes of alcohol use in adolescents. *Addiction*, 96, 1485-1496.
- Bonomo, Y.A., Bowes, G., Coffey, C., Carlin, J.B. and Patton, G.C. (2004) Teenage drinking and the onset of alcohol dependence: a cohort study over seven years. *Addiction* 99 1520-1528.
- Borges, G., Cherpitel, C. and Mittleman, M. (2004) Risk of injury after alcohol consumption: a case-crossover study in the emergency department. *Social Science and Medicine* 58 1191-1200.
- Borges, G., Cherpitel, C.J., Medina Mora, M.E., Mondragón, L. and Casanova, L. (1998). Alcohol consumption in emergency room patients and the general population: a populationbased study. *Alcohol Clin Exp Res*, 22 (9): 1986-1991.
- Borsari, B. and Carey, K.B. Effects of a brief motivational intervention with college student drinkers. *J. Cons. Clin. Psychol.* 68: 728-733, 2000.
- Botvin G. J. and Botvin E. M. (1992). Adolescent tobacco, alcohol, and drug abuse: Prevention strategies, empirical findings, and assessment issues. *Developmental and Behavioral Pediatrics* 13, 290-301.
- Botvin, G. J., Baker, E. and Dusenbury, L. (1995a) Long term follow-up results of a randomized drug abuse prevention trial. *Journal of the American Medical Association*, 273, 1106-1112.
- Botvin, G. J., Schinke, S. P., Epstein, J. A., Diaz, T. and Botvin, E. M. (1995b) Effectiveness of culturally focused and generic skills training approaches to alcohol and drug abuse prevention among minority adolescents two-year follow-up results. *Psychology of Addictive Behaviours*, 9, 183-194.
- Box, G. E. P. and Jenkins, G. M. (1976). *Time Series Analysis: Forecasting and Control*, 2nd Ed., San Francisco: Holden Day.
- Braun K. and Graham K. with Bois C., Tessier C., Hughes S., and Prentice L. (2000) *Safer Bars Trainer's Guide*. Toronto, Canada: Centre for Addiction and Mental Health.
- Brecklin, L.R. and Ullman, S.E. (2002). The roles of victim and offender alcohol use in sexual assaults: results from the National Violence Against Women Survey. *Journal of Studies on Alcohol*, 63 (1): 57-63.
- Briscoe, S. and Donnelly, N. (2003a) Problematic licensed premises for assaults in inner Sydney, Newcastle and Wollongong. *Australian and New Zealand Journal of Criminology*, 36, 18-33.

- Briscoe, S. and Donnelly, N. (2003b) Liquor licensing enforcement activity in New South Wales. *Alcohol Studies Bulletin*, no. 4, Sydney: NSW Bureau of Crime Statistics and Research.
- Brismar, B. and Bergman, B. (1998) The significance of alcohol for violence and accidents. *Alcoholism: Clinical and Experimental Research*, 22, 2995–3065.
- Britton, A. and Marmot, M. (2004) Different measures of alcohol consumption and risk of coronary heart disease and all-cause mortality: 11 year follow-up of the Whitehall II Cohort Study. *Addiction* 99 109–116.
- Brown, J.H. and Kreft, I.G.G. (1998) Zero effects of drug prevention programs: Issues and solutions. *Evaluation Review* 22, 3–14.
- Budd, T. (2003) Alcohol-related assault: findings from the British Crime Survey. Home Office Online Report 35/03. <http://www.homeoffice.gov.uk/rds/pdfs2/rdsolr3503.pdf>.
- Buhringer, G., Augustin, R., Bergmann, E., Bloomfield, K., Funk, W., Burckhard, J., Kraus, L., Merfert-Diete, C., Rumpf, H.-R., Simon, R., and Toppich, R. (2002). Alcohol Consumption and Alcohol-Related Problems in Germany. translated from 2000 German edition, Seattle/Toronto/Bern/Göttingen: Hogrefe & Huber Publishers.
- Bushman B.J. (1997) Effects of alcohol on human aggression: validity of proposed mechanisms. In: Galanter, M., ed. *Recent Developments in Alcoholism*, Vol. 13, Alcohol and Violence, pp. 227–244. New York: Plenum Press.
- Cabinet Office (2003). *Alcohol Harm Reduction Strategy for England*.
- Caetano, R. (1999). The identification of alcohol dependence criteria in the general population. *Addiction* 94 255–267.
- Caetano, R. and Cunradi, C. (2002) Alcohol dependence: a public health perspective. *Addiction* 97 633–645.
- Caetano, R. and Tam, T. W. (1995) Prevalence and correlates of DSM-IV and ICD-10 alcohol dependence: 1990 U.S. National Alcohol Survey. *Alcohol and Alcoholism*, 30, 177–186.
- Caetano, R., Schafer, J. and Cunradi, C.B. (2001) Alcohol-related intimate partner violence among white, black and Hispanic couples in the United States. *Alcohol Research and Health* 25 58–65.
- Caetano, R., Tam, T., Greenfield, T. K., Cherpitel, C. J. and Midanik, L. T. (1997) DSM-IV alcohol dependence and drinking in the U.S. population: a risk analysis. *Annals of Epidemiology*, 7, 542–549.
- Casiro O.G., Stanwick R.S., Pelech A., Taylor, V., Friesen, F., Fast, M., Peabody, D., Alto, L., Edey-Mazowitz G, Dean, H, and Esquivel, A. (1994) Public awareness of the risks of drinking alcohol during pregnancy: The effects of a television campaign. *Canadian Journal of Public Health* 85, 23–27.
- Casswell S. (1997) Public discourse on alcohol. *Health Promotion International* 12, 251– 257.
- Casswell, S. (1993) Commentary: Public discourse on the benefits of moderation: implications for alcohol policy development. *Addiction* 88, 459–465.
- Casswell, S. and Gilmore, L. (1989) Evaluated community action project on alcohol. *Journal of Studies on Alcohol*, 50, 339–346.
- Casswell, S., Pledger, M., and Hooper, R. (2003). "Socioeconomic Status and Drinking Patterns in Young Adults." *Addiction*, 98(5): 601–10.
- Casswell, S., Ranson, R. and Gilmore, L. (1990). Evaluation of a mass-media campaign for the primary prevention of alcohol-related problems. *Health Promotion International* 5 9–17.
- Casteel C, Peek-Asa C, Howard J, Kraus JF. Effectiveness of crime prevention through environmental design in reducing criminal activity in liquor stores: a pilot study. *Journal of Occupational and Environmental Medicine* 2004;46:450-8.
- Castelnuovo, A., Costanzo, S., Bagnardi, V., Donati, M.B., Iacoviello, L., de Gaetano, G. (2006). Alcohol Dosing and Total Mortality in Men and Women An Updated Meta-analysis of 34 Prospective Studies *Arch Intern Med*. 2006;166:2437–2445
- Chaloupka F.J., Saffer H., and Grossman M. (1993) Alcohol-control policies and motorvehicle fatalities. *Journal of Legal Studies* 22, 161–186.
- Chaloupka, F.J, Grossman, M. and Saffer, H. (2002) The effects of price on alcohol consumption and alcohol-related problems. *Alcohol Research and Health*, 26, 22–34.
- Chatterton, P. and Hollands, R. (2003) *Urban Nightscapes: Youth Cultures, Pleasure Spaces and Corporate Power*. Routledge: London.
- Chen M-J, Grube JW. (2002). TV beer and soft drink advertising: what young people like and what effects? *Alcohol Clin Exp Res* 26(6):900– 6.
- Chen MJ; Grube JW; Bersamin M; Waiters E; Keefe DB (2005). Alcohol advertising: what makes it attractive to youth? *J Health Commun Sep*;10(6):553–65.
- Chen, W-J., Maier, S.E., Parnell, S.E. and West, J.R. (2003) Alcohol and the developing brain: neuroanatomical studies. *Alcohol Research and Health* 27 174–180.
- Chermack, S.T.; Walton, M.A.; Fuller, B.E.; And Blow, F.C. (2001) Correlates of expressed and received violence across relationship types among men and women substance abusers. *Psychology of Addictive Behaviors* 15(2):140–151.
- Cherpitel C.J., Bond, J., Ye, Y., Borges, G., Macdonald, S and Giesbrecht, N. (2003) A crossnational meta-analysis of alcohol and injury: data from the Emergency Room Collaborative Alcohol Analysis Project (ERCAAP). *Addiction* 98 1277–1286.
- Cherpitel CJ (1992) The epidemiology of alcohol-related trauma. *Alcohol Health and Research World*, 16, 191–196.
- Cherpitel CJ (1997) Alcohol and violence-related injuries in the emergency room. *Recent Developments in Alcoholism*, 13, 105–118.

- Cherpitel CJ, Tam T, Midanik L, Caetano R, Greenfield T (1995) Alcohol and nonfatal injury in the US general population: a risk function analysis. *Accident Analysis Prevention*, 27, 651–661.
- Cherpitel, C.J., Ye, Y., Bond, J., Rehm, J., Poznyak, V., Macdonald, S., Stafström, M. and Hao, W. (2005). Multi-level analysis of alcohol-related injury among emergency department patients: a cross-national study. *Addiction* 100 1840–1850.
- Chikritzhs, T. and Stockwell, T.R. (2002) The impact of later trading hours for Australian public houses (hotels) on levels of violence. *Journal of Studies on Alcohol*, 63, 591–599.
- Chikritzhs, T., Stockwell, T. and Masters, L. (1997) Evaluation of the public health and safety impact of extended trading permits for Perth hotels and nightclubs. Perth: National Centre for Research into the Prevention of Drug Abuse, Curtin University.
- Chikritzhs, T., Stockwell, T. Pascal, R. (2005). The impact of the Northern Territory's Living With Alcohol program, 1992–2002: revisiting the evaluation *Addiction*, 100 1625–1636.
- Chou, C-P. and Montgomery, S. and Pentz, M.A. and Rohrbach, L.A. and Johnson, C.A. and Flay, B.R. and Mackinnon, D.P. (1998): Effects of a Community-based prevention program on decreasing drug use in high-risk adolescents. *American Journal of Public Health* 88 (6): 944–948.
- Clapp, J.D., Johnson, M., Voas, R.B., Lange, J.E., Shillington, A. and Russell, C. (2005). Reducing DUI among US college students: results of an environmental prevention trial *Addiction*, 100, 327–334.
- Coate D. and Grossman M. (1988) Effects of alcoholic beverage prices and legal drinking ages on youth alcohol use. *Journal of Law and Economics* 31, 145–171.
- Cohen, D.A., Mason, K. and Scribner, R. (2002). The Population Consumption Model, Alcohol Control Practices, and Alcohol-related Traffic Fatalities. *Preventive Medicine*, 34 (2): 187–97.
- Collins RL; Schell T; Ellickson PL; McCaffrey D (2003). Predictors of beer advertising awareness among eighth graders. *Addiction* Sep;98(9):1297–306.
- Collins, J. J. (1993) Drinking and violence: an individual offender focus. In: Martin, S. E., ed. *Alcohol and Interpersonal Violence: Fostering Multidisciplinary Perspectives*, pp. 221–235. Research Monograph no. 24. Rockville, MD: NIAAA.
- Collins, J. J. and Messerschmidt, P. M. (1993) Epidemiology of alcohol-related violence. *Alcohol Health and Research World*, 17, 93–100.
- Connolly, G.M. and Casswell, S. and Zhang, J.F. and Silva, P.A. (1994): Alcohol in the mass media and drinking by adolescents: A longitudinal study. *Addiction* 89: 1251–1263.
- Cook P.J. and Moore, M.J. (1993) Taxation of alcoholic beverages. *Economics and the Prevention of Alcohol-Related Problems*. National Institute of Alcohol Abuse and Alcoholism, Rockville, MD.
- Cook, P.J. and Moore, M.J. (2002). The economics of alcohol abuse and alcohol control policies. *Health Affairs* 2002 21 120–133.
- Cook, R.L. & Clark, D.B. Is there an Association Between Alcohol Consumption and Sexually Transmitted Diseases? A Systematic Review. *Sexually Transmitted Diseases*, March 2005, Vol. 32, No. 3, p.156–164
- Cooper, L. (2002). Alcohol Use and Risky Sexual havior among College Students and Youth: Evaluating the Evidence. *J. Stud. Alcohol*, Supplement No. 14: 101–117, 2002
- Corrao, G., Bagnardi, V., Zambon, A. and Arico, S. (1999) Exploring the dose- response relationship between alcohol consumption and the risk of several alcohol-related conditions: a meta-analysis *Addiction* 94, 1551–1573.
- Coulthard, M., Farrell, M., Singleton, N. and Meltzer, H. (2002). Tobacco, alcohol and drug use and mental health London: Office for National Statistics.
- Crawford MJ, Patton R, Touquet R, Drummond C, Byford S, Barrett B, et al. Screening and referral for brief intervention of alcohol-misusing patients in an emergency department: a pragmatic randomised controlled trial. *Lancet* 2004;364(9442):1334–9.
- Cuijpers, P., Riper, H. and Lemmens, L. (2004) The effects on mortality of brief interventions for problem drinking: a meta-analysis, *Addiction*, 99, 839–845.
- Currie, C., Hurrelman, K., Settertobulte, W., Smith, Rebecca, and Todd, Joanna (2000). *Health and Health Behaviour among Young People: a WHO Cross-National Study (HBSC) International Report*. WHO.
- Cusenza S. (1998) Organizing to reduce neighborhood alcohol problems: A frontline account. *Contemporary Drug Problems* 25, 99–111.
- d'Abbs, P. (2004) Alignment of the policy planets: behind the implementation of the Northern Territory (Australia) Living With Alcohol programme. *Drug and Alcohol Review*, 23, 55–66. .
- D'Onofrio, G., Degutis, L.C. (2002) Preventive care in the emergency department: Screening and brief intervention for alcohol problems in the emergency department: A systematic review. *Academic Emergency Medicine* 9, 627–638.
- d'Abbs, P. and Forner, J. (1995) An evaluation of measures designed to reduce nightclub related violence and disorder in Darwin. Darwin: Menzies School of Health Research.
- d'Abbs, P., Forner, J. and Thomsen, P. (1994) Darwin Nightclubs: A Review of Trading Hours and Related Issues. Darwin: Menzies School of Health Research.
- Dalstra, J. A. A., Kunst, A. E., Borrell, C., Breeze, E., Cambois, E., Costa, G., Geurts, J. J. M., Lahelma, E., Van Oyen, H., Rasmussen, N. K., Regidor, E., Spadea, T., and Mackenbach, J. P. (2004). "Socioeconomic Differences in the Prevalence of Common Chronic Diseases: an Overview of Eight European Countries." *International Journal of Epidemiology*, 34(2): 316–26.

- D'Amico, E.J. and Fromme, K. Implementation of the risk skills training program: A brief intervention targeting adolescent participation in risk behaviors. *Cog. Behav. Pract.* 7: 101-117, 2000.
- Darves-Bornoz, J., Lepine, J., Choquet, M., Berger, C., Degiovanni, A., and Gaillard, P. (1998). Predictive factors of chronic stress disorder in rape victims. *European Psychiatry*, 13(6): 281-287.
- Dawson, D.A. and Archer, L.D. (1993) Relative frequency of heavy drinking and the risk of alcohol dependence. *Addiction* 88, 1509-1518.
- Dee, T.S. (1999). State alcohol policies, teen drinking and traffic accidents. *Journal of Public Economics* 72(2): 289-315.
- Dee, T.S., And Evans, W.N. (2001). Teens and traffic safety. In: Gruber, J., ed. *Risky Behavior Among Youth: An Economic Perspective*. Chicago: University of Chicago Press, pp. 121-165.
- Dent, C.W. (2005). Community Level Alcohol Availability and Enforcement of Possession Laws as Predictors of Youthful Drinking. *Preventive Medicine*, 40, 355-362. *Addiction Research*, 5 (6): 451-472.
- Dielman T.E. (1995) School-based research on the prevention of adolescent alcohol use and misuse: Methodological issues and advances. In: Boyd G.M., Howard J., and Zucker R.A. (eds.) *Alcohol problems among adolescents: Current directions in prevention research*, pp. 125-146. Hillsdale, NJ: Lawrence Erlbaum.
- Dimeff, L.A. Brief Intervention for Heavy and Hazardous College Drinkers in a Student Primary Health Care Setting, Ph.D. dissertation, Seattle, WA: University of Washington, 1997.
- Dinh-Zarr T, Goss C, Heitman E, Roberts I, DiGiuseppe C. (2004). Interventions for preventing injuries in problem drinkers. *The Cochrane Database of Systematic Reviews Issue 3*.
- Doll, R., Peto, R., Boreham, J, & Sutherland, I. (2005). Mortality in relation to alcohol consumption: a prospective study among male British doctors *International Journal of Epidemiology* 2005;34:199-204
- Donnelly, N. and Briscoe, S. (2003) Signs of intoxication and server intervention among 18-39-year-olds drinking at licensed premises in New South Wales, Australia. *Addiction*, 98, 1287-1295.
- Donnelly, N., and Briscoe, S. (2005) Intelligence-led regulation of licensed premises In Stockwell T, Gruenewald P, Toumbourou J, and Loxley W, eds. *Preventing harmful substance use: The evidence base for policy and practice*. Chichester: Wiley.
- Douglas, R.R. (1990): Formulating alcohol policies for community recreation facilities: Tactics and problems. In: Giesbrecht, N., Conley, P. Denniston, R.W. Gliksmann, L. Holder, H.D. Pederson, A., Room, R. and Shain, M. (eds): *Research, Action and the Community: Experiences in the Prevention of Alcohol and Other Drug Problems*. Rockville, Maryland: U.S. Department of Health and Human Services.
- Dresser J. (2000) Comparing Statewide Alcohol Server Training Systems. (Unpublished manuscript).
- Eckardt MJ, File SE, Gessa GL, Grant KA, Guerri C, Hoffman PL, Kalant H, Koop GF, Li TK, Tabakoff B (1998) Effects of moderate alcohol consumption on the central nervous system. *Alcoholism, Clinical and Experimental Research*, 22, 248-259.
- Edwards G., Anderson P, Babor T.F., Casswell S., Ferrence R., Giesbrecht N., Godfrey C., Holder H.D., Lemmens P, Mäkelä K., Midanik L.T., Norström T., Österberg E., Romelsjö A., Room R., Simpura J., and Skog O.-J. (1994) *Alcohol Policy and the Public Good*. Oxford: Oxford University Press.
- Ellickson PL; Collins RL; Hambarsoomians K; McCaffrey DF (2005). Does alcohol advertising promote adolescent drinking? Results from a longitudinal assessment. *Addiction* Feb;100(2):235-46.
- Emmen, M. J., Schippers, G. M., Bleijenberg, G. and Wollsheim, H. (2004) Effectiveness of opportunistic brief interventions for problem drinking in a general hospital setting: systematic review. *British Medical Journal*, 328, 318-322.
- Engineer, R., Phillips, A., Thompson, J. and Nicholls, J. (2003) *Drunk and disorderly: a qualitative study of binge drinking among 18 to 24 yr olds*. London: Home Office Research Studies.
- English DR, Holman CD, Milne E, Winter MJ, Hulse GK, Codde G, Bower CI, Cortu B, de Klerk N, Lewin GF, Knuiaman M, Kurinczuk JJ, Ryan GA (1995) The quantification of drug caused morbidity and mortality in Australia. Canberra: Commonwealth Department of Human Services and Health.
- Escobedo, L.G. and Ortiz, M. (2002). The Relationship Between Liquor Outlet Density and Injury and Violence in New Mexico. *Accident Analysis Prevention*. 34 (5): 689-94.
- Eurobarometer (1999). Europeans and their views on domestic violence against women. Eurobarometer 51.o. By INRA (Europe) for DG X of the Commission.
- Eurobarometer (2003). Health, food and alcohol safety. Special Eurobarometer 186. http://ec.europa.eu/comm/public_opinion/index_en.htm
- Eurobarometer (2007). Attitudes towards Alcohol. http://ec.europa.eu/health/ph_determinants/life_style/alcohol/documents/ebs272_en.pdf. Accessed June 2007.
- European Commission (2003b). Health statistics: key data on health 2002. Luxembourg: Office for Official Publications of the European Communities.
- Evans, W.N., Neville, D., Graham, J.D., (1991). General deterrence of drunk driving: evaluation of recent American policies. *Risk Analysis* 11, 279-289.
- Fagan, J. (1990) Intoxication and aggression. In: Tonry, M. and Wilson, J. Q., eds. *Drugs and Crime*, pp. 241-320. Chicago: University of Chicago Press.
- Fahrenkrug H. and Rehm J. (1995) Drinking contexts and leisure-time activities in the prephase of alcohol-related road accidents by young Swiss residents. *Sucht* 41, 169-180.

- Farrell, M., Howes, S., Bebbington, P., Brugha, T., Jenkins, R., Lewis, G., Marsden, J., Taylor, C. and Meltzer, H. (2001). Nicotine, alcohol and drug dependence and psychiatric comorbidity. *British Journal of Psychiatry* 179 432-437.
- Farrell, S., Manning, W.G. and Finch, M.D. (2003). Alcohol dependence and the price of alcoholic beverages. *Journal of Health Economics* 22 117-147.
- Fedler F., Philips M., Raker P.Schefsky, D. and Soluri, J. (1994) Network commercial promote legal drugs: Outnumber anti-drug PSA's 45-to-1. *Journal of Drug Education* 24, 291-302.
- Felson, M., Berends, R., Richardson, B. and Veno, A. (1997) Reducing pub hopping and related crime. In R., Homel, (Ed) *Policing for Prevention: Reducing Crime, Public Intoxication, and Injury*, Crime Prevention Studies, 7, New York: Criminal Justice Press.
- Fillmore, K. M., Hartka, E., Johnstone, B. M., Leino, E. V., Motoyoshi, M., and Temple, M. T. (1991). "A Meta-Analysis of Life Course Variation in Drinking." *British Journal of Addiction*, 86(10): 1221-68.
- Fleming K; Thorson E; Atkin CK (2004). Alcohol advertising exposure and perceptions: links with alcohol expectancies and intentions to drink or drinking in underaged youth and young adults. *J Health Commun Jan-Feb;9(1):3-29.*
- Fleming MF, Barry KL, Manwell LB, Johnson K, London R. Brief physician advice for problem alcohol drinkers: a randomized controlled trial in community-based primary care practices. *JAMA* 1997;277(13): 1039-45.
- Fleming MF, Manwell LB, Barry KL, Adams W, Stauffer EA. Brief physician advice for alcohol problems in older adults: a randomized community-based trial. *Journal of Family Practice* 1999;48(5): 378-84.
- Fleming MF, Mundt MP, French MT et al. (2000). Benefit-cost analysis of brief physician advice with problem drinkers in primary care settings. *Medical Care*; 38: 7-18.
- Fleming, D., and Zwiebach, P. (1999). UDV unveils global campaign for Johnnie Walker, its first ever. *Impact*, 29(23), 1, 18-19.
- Fleming, M. F., Mundt, M., O., French, M. T. et al. (2002) Brief physician advice for problem drinkers: long-term efficacy and benefit-cost analysis, *Alcoholism: Clinical and Experimental Research*, 26, 36-43.
- Forster, J.L., McGovern, P.G., Wagenaar, A.C., Wolfson, M., Perry, C.L. and Anstine, P.S. (1994) Ability of young people to purchase alcohol without age identification in northeastern Minnesota, USA. *Addiction* 89:699-705.
- Forster, J.L., Murray, D.M., Wolfson, M. and Wagenaar, A.C. (1995) Commercial availability of alcohol to young people: Results of alcohol purchase attempts. *Preventive Medicine* 24:342-347.
- Foxcroft DR, Ireland D, Lister-Sharp DJ, Lowe G, Breen R. (2003). Longer-term primary prevention for alcohol misuse in young people: a systematic review. *Addiction*; 98: 397-411.
- Foxcroft DR, Lister-Sharp D, Lowe G. (1997). Alcohol misuse prevention for young people: a systematic review reveals methodological concerns and lack of reliable evidence of effectiveness. *Addiction*; 92: 531-538.
- Freemantle, N., Gill, P., Godfrey, C. et al. (1993) Brief Interventions and alcohol use. *Effective Health Care Bulletin* No. 7.(University of Leeds, Nuffield Institute for Health).
- Fu H. and Goldman N. (2000) Association between health-related behaviours and the risk of divorce in the USA. *Journal of Biosocial Science* 32, 63-88.
- Galea, S., Rudenstine, S., and Vlahov, D. (2005). "Drug Use, Misuse, and the Urban Environment." *Drug and Alcohol Review*, 24(2): 127-36.
- Geller E.S., Russ N.W., and Delphos W.A. (1987) Does server intervention training make a difference? An empirical field evaluation. *Alcohol, Health and Research World* 11, 64-69.
- Gentilello, L.M., Rivara, F.P., Donovan, D.M., Jurkovich, G.J., Daranciang, E., Dunn, C.H., Villaveces, A., Copass, M., Ries, R.R. (1999) Alcohol Interventions in a trauma center as a means of reducing the risk of injury recurrence. *Annals of Surgery* 230, 473-483.
- Gerson, L. and Preston. D. (1979) Alcohol consumption and the incidence of violent crime. *Journal of Studies on Alcohol*, 40, 307 312.
- Giancola, P.R., Helton, E.L., Osborne, A.B., Terry, M.K., Fuss, A.M., and Westerfield, J.A. (2002) The effects of alcohol and provocation on aggressive behavior in men and women. *Journal of Studies on Alcohol*, 63(January), 64-73.
- Giesbrecht N., Conley P, Denniston R., Gliksman L., Holder H.D., Pederson A., Room R., and Shain M. (eds.) (1990) *Research, Action, and the Community: Experiences in the Prevention of Alcohol and Other Drug Problems*. Rockville, Maryland: Office for Substance Abuse Prevention.
- Giesbrecht, N. (2003). Alcohol, tobacco and local control. A comparison of several community-based prevention trials. *Nordic Studies on Alcohol and Drugs* 20 25-40.
- Giesbrecht, N. (2007) Reducing alcohol-related damage in populations: rethinking the roles of education and persuasion interventions. *Addiction* 2007 102 1345-1349.
- Gius, M.P. (2005). An estimate of the effects of age, taxes and other socioeconomic variables on the alcoholic beverage demand of young adults. *The Social Science Journal* 42 13-24.
- Gliksman L., Single E., McKenzie D., Douglas R., Brunet S., and Moffat K. (1993) The role of alcohol providers in prevention: An evaluation of a server intervention programme. *Addiction* 88, 1189-1197.

- Gliksman, L. and Douglas, R. and Rylett, M. (1999): Two decades of municipal alcohol policy development: Challenges, solutions and findings in a Canadian province. In: Casswell, S. Holder, H. Holmila, M. Larsson, S. Midford, R. Moewaka Barnes, H. Nygaard, P. and Stewart, L. (eds.): Kettil Bruun Society Thematic Meeting Fourth Symposium on Community Action Research and the Prevention of Alcohol and Other Drug Problems. Auckland, New Zealand: Alcohol and Public Health Research Unit, University of Auckland.
- Gliksman, L. and Douglas, R.R. and Rylett, M. and Narbonne-Fortin, C. (1995): Reducing problems through municipal alcohol policies: The Canadian experience in Ontario. *Drugs, Education, Prevention and Policy* 2 (2): 105–118.
- Gmel, G. and Rehm, J. (2003). Harmful alcohol use. *Alcohol Research and Health* 27 52–62.
- Gmel, G., Gutjahr, E. and Rehm, J. (2003) How stable is the risk curve between alcohol and all-cause mortality and what factors influence the shape? A precision-weighted hierarchical met-analysis. *European Journal of Epidemiology* 18 631–642.
- Godfrey C. (1989) Factors influencing the consumption of alcohol and tobacco: the use and abuse of economic models. *British Journal of Addiction*, 84, 1123–1138.
- Goodstadt M. and Flynn L. (1993) Protecting oneself and protecting others: refusing service, providing warnings, and other strategies for alcohol warnings. *Contemporary Drug Problems* 20, 277–291.
- Gorman D.M. (1995) Are school-based resistance skills training programs effective in preventing alcohol abuse? *Journal of Alcohol and Drug Education* 41, 74–98.
- Gorman D.M. (1996) Do school-based social skills training programs prevent alcohol use among young people? *Addiction Research*, 4 191–210.
- Gorman D.M. (1998) The irrelevance of evidence in the development of school-based drug prevention policy, 1986–1996. *Evaluation Review* 22, 118–146.
- Graham K, Wells S (2001) Aggression among young adults in the social context of the bar. *Addiction Research*, 9(3):193–219.
- Graham K, West P (2001) Alcohol and crime: examining the link. In N Heather, TJ Peters, T Stockwell (Eds.), *International Handbook of Alcohol Problems and Dependence*. West Sussex, UK: John Wiley and Sons, Ltd.
- Graham K. (1999) *Safer Bars: Assessing and Reducing Risks of Violence*. Toronto, Canada: Centre for Addiction and Mental Health.
- Graham K. and Homel R. (1997) Creating safer bars. In: Plant M., Single E., and Stockwell T. (eds.) *Alcohol: Minimizing the Harm*, pp. 171–192. London, UK: Free Association Press.
- Graham K., Jelley J., and Purcell J. (2002) Evaluation of the Safer Bars Training Program. Paper presented at an International Experts Forum: Setting the Agenda for Correctional Research in Substance Abuse, Charlottetown, Prince Edward Island, Canada.
- Graham K., LaRocque L., Yetman R., Ross T.J., and Guistra E. (1980) Aggression and barroom environments. *Journal of Studies on Alcohol* 41, 277–292.
- Graham, K. (2000) Preventive interventions for on-premise drinking: a promising but underresearched area of prevention. *Contemporary Drug Problems*, 27, 593–668.
- Graham, K., Leonard, K. E., Room, R., Wild, T. C., Pihl, R. O., Bois, C. et al. (1998) Current directions in research on understanding and preventing intoxicated aggression. *Addiction*, 93, 659–676.
- Graham, K., Osgood, D.W., Zibrowski, E., Purcell, J., Gliksman, L. Leonard, K., Pernanen, K., Saltz, R.F. and Toomey, T.L. (2004) The effect of the Safer Bars programme on physical aggression in bars: results of a randomized controlled trial. *Drug and Alcohol review* 23 31–41.
- Graham, K., West, P. and Wells, S. (2000) Evaluating theories of alcohol-related aggression using observations of young adults in bars. *Addiction*, 95, 847–873.
- Grant, B. and Harford, T. (1990) The relationship between ethanol intake and DSM-III alcohol dependence. *Journal of Studies on Alcohol*, 51, 448–456.
- Gray, J.A.M. (2001). *Evidence-based Health Care*. London: Churchill Livingstone.
- Greenfield, L.A. (1998). "Alcohol and Crime: An Analysis of National Data on the Prevalence of Alcohol Involvement in Crime." Report prepared for the Assistant Attorney General's National Symposium on Alcohol Abuse and Crime. Washington, DC: U.S. Department of Justice.
- Greenfield T.K. and Zimmerman R. (eds.) (1993) *CSAP Prevention Monograph - 14: Second International Research Symposium on Experiences with Community Action Projects for the Prevention of Alcohol and Other Drug Problems*. Washington, US: Department of Health and Human Services.
- Greenfield, L.A. and Henneberg, M.A. (2001) Victim and Offender self-reports of alcohol involvement in crime. *Alcohol Research and Health* 25 20–31.
- Grossman M., Coate, D. and Arluck, G.M. (1987) Price sensitivity of alcoholic beverages in the United States: Youth, alcohol consumption. In *Advances in substance abuse: Behavioral and biological research. Control issues in alcohol abuse prevention: Strategies for states and communities*, (H.D. Holder, Ed.), pp. 169–198, JAI, Greenwich, CT.
- Grossman, M., And Markowitz, S. Alcohol regulation and violence on college campuses. In: Grossman, M., and Hsieh, C.R., eds. (2001). *Economic Analysis of Substance Use and Abuse: The Experience of Developed Countries and Lessons for Developing Countries*. Cheltenham, United Kingdom: Edward Elgar, pp. 257–289.

- Grossman, M., Markowitz, S., (1999). Alcohol Regulation and Violence on College Campuses. Working Paper 7129, National Bureau of Economic Research, Cambridge, MA.
- Grube J, Agostinelli G. (2000). Alcohol Advertising and Alcohol Consumption: a review of recent research. Prevention Research Centre: Berkeley, California.
- Grube, J. (1997): Preventing sales of alcohol to minors: results from a community trial. *Addiction* 92 (supplement 2): S251–S260.
- Grube, J. W. and Wallack, L. (1994) Television beer advertising and drinking knowledge, beliefs, and intentions among school children. *American Journal of Public Health* 84, 254–259.
- Grube, J.W. (1995). Television alcohol portrayals, alcohol advertising, and alcohol expectancies among children and adolescents. In: Martin, S.E., and Mail, P., eds. *Effects of the Mass Media on the Use and Abuse of Alcohol*. NIAAA Research Monograph No. 28. NIH Pub. No. 95-3743. Bethesda, MD: National Institute on Alcohol Abuse and Alcoholism, pp. 105–121.
- Grube, J.W. and Nygaard, P. (2001) Adolescent drinking and alcohol policy. *Contemporary Drug Problems* 28:87-132.
- Gruenewald P.J., Millar A.B., and Roeper P. (1996) Access to alcohol: geography and prevention for local communities. *Alcohol Health and Research World* 20, 244-251.
- Gruenewald P.J., Ponicki W.R., and Holder H.D. (1993) The relationship of outlet densities to alcohol consumption: a time series cross-sectional analysis. *Alcoholism: Clinical and Experimental Research* 17, 38-47.
- Gruenewald P.J., Stockwell T., Beel A., and Dyskin E.V. (1999) Beverage sales and drinking and driving: The role of on-premise drinking places. *Journal of Studies on Alcohol* 60, 47-53.
- Gruenewald, P. J., Millar, A. B., Ponicki, W. R. and Brinkley, G. (2000b) Physical and economic access to alcohol: the application of geostatistical methods to small area analysis in community settings, in: WILSON, R. and DUFOR, M. (Eds) *Small Area Analysis and the Epidemiology of Alcohol Problems*, NIAAA Monograph, pp. 163–212 (Bethesda, MD, NIAAA).
- Gruenewald, P. J., Millar, A., Treno, A. J., Ponicki, W. R., Yang, Z. and Roeper, P. (1996) The geography of availability and driving after drinking, *Addiction*, 91, 967–983.
- Gruenewald, P. J., Ponicki, W. R. and Holder, H. D. (1993) The relationship of outlet densities to alcohol consumption: a time series cross-sectional analysis, *Alcoholism: Clinical and Experimental Research*, 17, 38–47.
- Gruenewald, P. J., Ponicki, W. R., Holder, H. D. and Romelso, A. (2000a) Alcohol prices, beverage quality and the demand for alcohol: quality substitutions and price elasticities, *Journal of Studies on Alcohol*.
- Gruenewald, P.J. and Johnson, F.W. (2000) Drinking, Driving and Crashing: a traffic flow model of alcohol related motor vehicle accidents, Technical Report no. PG1706 (Berkeley, CA, Prevention Research Center).
- Gruenewald, P.J. and Ponicki, W.R. (1995). The Relationship of the Retail Availability of Alcohol and Alcohol Sales To Alcohol-related Traffic Crashes. *Accident Analysis Prevention*, 22 (2): 249-59.
- Gruenewald, P.J. and Treno, A.J. (2000). Local and global alcohol supply: economic and geographic models of community systems *Addiction* (2000) 95 (Supplement 4), S537–S549.
- Gruenewald, P.J., Johnson, F.W. and Treno, A.J. (2002). Outlets, Drinking and Driving: A Multilevel Analysis of Availability. *Journal of Studies on Alcohol*. 63 (4): 460-8.
- Gruenewald, P.J., Remer, L. and Lipton, R. (2002). Evaluating the Alcohol Environment: Community Geography and Alcohol Problems *Alcohol research and Health* 26 42-48.
- Gunzerath, L., Faden, V., Zakhari, S and Warren, K. (2004) National Institute on Alcohol Abuse and Alcoholism report on moderate drinking. *Alcoholism: Clinical and Experimental Research* 28 829-847.
- Gusfield J. (1995) Meta-analytic perspective on "alcohol in American culture". In: Martin S.E. and Mail P. (eds) *Effects of the Mass Media on the Use and Abuse of Alcohol: NIAAA Research Monograph No. 28*, pp. 31-35. Bethesda, Maryland: National Institute on Alcohol Abuse and Alcoholism.
- Haines, B. and Graham, K. (2005). Violence prevention in licensed premises. In Stockwell T, Gruenewald P, Toumbourou J, and Loxley W, eds. *Preventing harmful substance use: The evidence base for policy and practice*. Chichester: Wiley.
- Hall, W. (1995) Changes in public perceptions of the health benefits of alcohol use, 1989 to 1994. *Australian and New Zealand Journal of Public Health*, 20 (1): 93-95.
- Hall, W., Saunders, J.B., Babor, T.F., Aasland, O.G., Amundsen, A., Hodgson, R. and Grant, M. (1993) The structure and correlates of alcohol dependence: WHO collaborative project on the early detection of persons with harmful alcohol consumption: III. *Addiction* 88, 1627-1636.
- Hamilton, V. and Hamilton, B. (1997) Alcohol and earnings: does drinking yield a wage premium. *Canadian Journal of Economics* 30 135-151.
- Hammond D, Fong GT, McDonald PW, et al. Graphic cigarette package warning labels and adverse outcomes: evidence from Canadian smokers. *Am J Public Health* 2004;94:1442–5.
- Hammond, D., Fong, G.T., McNeill, A., Borland, R. & Cummings, K.M. (2006). Effectiveness of cigarette warning labels in informing smokers about the risks of smoking: findings from the International Tobacco Control (ITC) Four Country Survey *Tobacco Control* 2006;15(Suppl III):iii9–iii25.

- Hankin, J., Firestone, I., Sloan, J., Ager, J., Goodman, A., Sokmol, R. and Martier, S. (1993) The impact of the alcohol warning label on drinking during pregnancy. *Journal of Public Policy and Marketing*, 12(1), 10-18.
- Hansen D.J. (1980) Drug education: Does it work? *Evaluation Studies Review Annual* 6, 572-603.
- Hansen D.J. (1982) Effectiveness of alcohol and drug education. *Journal of Alcohol and Drug Education* 27, 1-13.
- Hansen D.J. (1992) School-based substance abuse prevention: A review of the state of the art in curriculum, 1980-1990. *Health Education Research* 7, 403-430.
- Hansen D.J. (1993) School-based alcohol prevention programmes. *Alcohol, Health and Research World* 17, 54-61.
- Hansen D.J. (1994) Prevention of alcohol use and abuse. *Preventive Medicine* 23, 683-687.
- Hansen, W. B. (1997) *A Social Ecology Theory of Alcohol and Drug Use Prevention Among College and University Students. Designing Alcohol and Other Drug Prevention Programs in Higher Education: Bringing Theory into Practice*, pp. 155-176. Washington: US Department of Education.
- Harwood EM; Erickson DJ; Fabian LE; Jones-Webb R; Slater S; Chaloupka FJ (2003) Effects of communities, neighborhoods and stores on retail pricing and promotion of beer. *J Stud Alcohol* 2003 Sep;64(5):720-6.
- Hastings GB, Stead M, McDermott L, Forsyth AJM, MacKintosh AM, Rayner M et al. (2003). *Review of Research on the Effects of Food Promotion to Children – Final Report and Appendices*. Prepared for the Food Standards Agency. Published on Food Standards Agency website. Available at <http://www.food.gov.uk/multimedia/pdfs/food-promotiontochild-dren1.pdf>, accessed 28 April 2005.
- Hastings, G., Anderson, S., Cooke, E., and Gordon, R. (2005). *Alcohol Marketing and Young People's Drinking: A Review of the Research Journal of Public Health Policy* (2005) 26, 296-311.
- Hauge, R. and Irgens-Jensen, O. (1986) Relationship between alcohol consumption, alcohol intoxication and negative consequences of drinking in four Scandinavian countries. *British Journal of Addiction*, 81, 513-524.
- Hauritz M., Homel R., Townsley M., Burrows T., and McIlwain G. (eds.) (1998a) *An Evaluation of the Local Government Safety Action Projects in Cairns, Townsville and Mackay: A Report to the Queensland Department of Health, the Queensland Police Service and the Criminology Research Council*. Australia: Griffith University, Centre for Crime Policy and Public Safety; School of Justice Administration.
- Hauritz, M., Homel, R., McIlwain, G., Burrows, T. and Townsley, M. (1998) Reducing violence in licensed venues through community safety action projects: the Queensland experience. *Contemporary Drug Problems*, 25(3), 511-551.
- Helasoja, V., Lahelma, E., Prättälä, R., Petkeviciene, J., Pudule, I., and Tekkel, M. (2005). "Population Group Differences in Binge Drinking in Estonia, Latvia, Lithuania and Finland." Presentation at Alcohol - use, harms and policy. A research-based Nordic-Baltic seminar, Riga, October 3, 2005 [conference proceeding]
- Hemmingsson, T., Lundberg, I., and Diderichsen, F. (1999). "The Roles of Social Class of Origin, Achieved Social Class and Intergenerational Social Mobility in Explaining Social-Class Inequalities in Alcoholism Among Young Men." *Social Science and Medicine*, 49(8): 1051-59.
- Hemström, Ö., H. Leifman, and M. Ramstedt (2001). "The ECAS-Survey on Drinking Patterns and Alcohol-Related Problems." *Alcohol in postwar Europe: Consumption, drinking patterns, consequences and policy responses in 15 European countries*, Edited by T. Norström. Stockholm: National Institute of Public Health, European Commission.
- Hibell, B. (1984) Mellanölets borttagande och indikationer på alkoholskadeutvecklingen (The withdrawal of medium beer and indications on alcohol damages). In Nilsson, T. (ed) *När mellanölet försvann (When the medium beer was withdrawn)*. 121-172. Linköping: Samhällsvetenskapliga institutionen, Universitetet i Linköping.
- Hibell, B., Andersson, B., Bjarnason, T., Ahlström, S., Balakireva, O., Kokkevi, A., and Morgan, M. (2004). *The ESPAD Report 2003: alcohol and other drug use among students in 35 European countries*. Stockholm, Sweden: The Swedish Council for Information on Alcohol and Other Drugs (CAN) and The Pampidou Group at the Council of Europe.
- Hillbom, M. and Kaste, M. (1982) Alcohol intoxication: a risk factor for primary subarachnoid hemorrhage, *Neurology*, 32, 706-711.
- Hingson J, Howland J (1987) Alcohol as a risk factor for injury or death resulting from accidental falls: a review of the literature. *Journal of Studies on Alcohol*, 48, 212-219.
- Hingson RW; Zakocs RC; Heeren T; Winter MR; Rosenbloom D; De Jong W (2005) Effects on alcohol related fatal crashes of a community based initiative to increase substance abuse treatment and reduce alcohol availability *Inj Prev* 2005 Apr;11(2):84-90.
- Hingson, R. and Winter, M. (2003). *Epidemiology and consequences of drinking and driving*. *Alcohol Research and Health* 27 63-78.
- Hingson, R. McGovern, T. Howland, J. Heeren, T. Winter, M. and Zakes, R. (1996) Reducing alcohol-impaired driving in Massachusetts: The Saving Lives Program. *American Journal of Public Health*, 86, 6: 791-797.
- Hoaken PNS, Assaad JM, Phil RO (1998) Cognitive functioning and the inhibition of alcoholinduced aggression. *Journal of Studies on Alcohol*, 59:599-607.

- Hobbs, D. et al. (2003) *Bouncers: Violence and Governance in the Night-time Economy*. Oxford University Press: Oxford.
- Holder H.D. (1994) Mass communication as an essential aspect of community prevention to reduce alcohol-involved traffic crashes. *Alcohol, Drugs and Driving*, 10, 3-4.
- Holder H.D. and Wagenaar A.C. (1994) Mandated server training and reduced alcohol-involved traffic crashes: A time series analysis of the Oregon experience. *Accident Analysis and Prevention* 26, 89-97.
- Holder H.D., Gruenewald P.J., Ponicki W.R., Treno A.J., Grube J.W., Saltz R.F., Voas R.B., Reynolds R., Davis J., Sanchez L., Gaumont G., and Roeper P. (2000) Effect of community-based interventions on high-risk drinking and alcohol-related injuries. *Journal of the American Medical Association* 248, 2341-2347.
- Holder H.D., Janes K., Mosher J., Saltz R., Spurr S., and Wagenaar A.C. (1993). Alcoholic beverage server liability and the reduction of alcohol-involved problems. *Journal of Studies on Alcohol* 54, 23-36.
- Holder H.D., Wagenaar A.C. Mandated server training and reduced alcohol-involved traffic crashes: a time series analysis of the Oregon experience. *Accident Analysis and Prevention* 1994;26(1):89-97.
- Holder, H.D. (1998a) *Alcohol and the Community: A Systems Approach to Prevention*. Cambridge: Cambridge University Press.
- Holder, H.D. (1998b) Planning for alcohol-problem prevention through complex systems modeling: Results from SimCom. *Substance Use and Misuse*, 33(3), 669-692.
- Holder, H.D. and Saltz, R.F. and Grube, J.W. and Voas, R.B. and Gruenewald, P.J. and Treno, A.J. (1997a): A community prevention trial to reduce alcohol-involved accidental injury and death: overview. *Addiction* 92 (supplement 2): S155-S171.
- Holder, H.D. and Treno, A.J. (1997). Media advocacy in community prevention: news as a means to advance policy change. *Addiction* 92 S189-199.
- Holder, H.D., Saltz, F.R., Grube J.W., Treno, A.J., Reynolds, R.I., Voas, R.B., Gruenewald, P.J. (1997) Summing up: lessons from a comprehensive community prevention trial. *Addiction*, 92 (suppl.): S293-S301.
- Holder, H.D., Treno, A., and Levy, D. (2005). Community Systems and Ecologies of Drug and Alcohol Problems In Stockwell T, Gruenewald P, Toumbourou J, and Loxley W, eds. *Preventing harmful substance use: The evidence base for policy and practice*. Chichester: Wiley.
- Holmila, M. (2003). The evaluation of the Metropolitan project; process and causality. Allamani, A. and Ammannati, P. and Basetti Sani, I. (1999): Early experiences of the Alcohol Community Project in Florence, Italy. In: *Community Action to Prevent Alcohol Problems*. WHO Europe Document EUR/ICP/LVNG 03 03 01 (A).
- Holmila, M. (ed.) (1997): *Community Prevention of Alcohol Problems*. London: Macmillan Press Ltd in Association with the WHO European Office.
- Hommel R., Hauritz M., Wortley R., McIlwain G., and Carvolth R. (1997) Preventing alcohol-related crime through community action: The Surfers Paradise Safety Action Project. *Crime Prevention Studies* 7, 35-90.
- Hommel R., McIlwain, and Carvolth R. (2001) Creating safer drinking environments. In: Heather N., Peters T.J., and Stockwell T. (eds.) *Handbook of Alcohol Dependence and Alcohol-Related Problems*, pp. 721-740. Chichester, UK: John Wiley and Sons.
- Hommel R., Tomsen S., and Thommeny J. (1992) Public drinking and violence: Not just an alcohol problem. *Journal of Drug Issues* 22, 679-697.
- Hommel, R. (1988) Random breath testing in Australia: A complex deterrent. *Australian Drug and Alcohol Review* 7, 231-241.
- Hommel, R. (1988), *Policing and punishing the drinking driver: A study of general and specific deterrence*. New York: Springer-Verlag.
- Hommel, R. and Clark, J. (1994) The prediction and prevention of violence in pubs and clubs. *Crime Prevention Studies*, 3, 1- 46.
- Hommel, R., Carvolth, R., Hauritz, M., McIlwain, G. and Teague, R. (2004). Making licensed venues safer for patrons: what environmental factors should be the focus of interventions. *Drug and Alcohol review* 23 19-29.
- Hommel, R., Hauritz, M., Wortley, R., McIlwain, G. and Carvolth, R. (1997) Preventing alcohol-related crime through community action: the Surfers Paradise Safety Action Project. *Crime Prevention Studies*, 7, 35-90.
- Horne, J.A., Reyner, L.A. and Barrett, P.R. (2003). Driving impairment due to sleepiness is exacerbated by low alcohol intake. *Occup. Environ. Med.* 60 689-692.
- Howard-Pitney B., Johnson M.D., Altman D.G., Hopkins R., and Hammond N. (1991) Responsible alcohol service: A study of server, manager, and environmental impact. *American Journal of Public Health* 81, 197-199.
- Huitfeldt, B. and Jorner, U. (1972) Efterfrågan på rusdrycker i Sverige [The demand for alcoholic beverages in Sweden]. Rapport från Alkoholpolitiska utredningen [Report from the Alcohol Policy Commission]. Government Official Reports, Stockholm.
- Hull, J. G. (1981) A self-awareness model of the causes and effects of alcohol consumption. *Journal of Abnormal Psychology*, 90, 586-600.
- Hull, J.G. and Bond, C.F. (1986) Social and behavioural consequences of alcohol consumption: a meta-analysis. *Psychological Bulletin*, 99, 347-360.
- Hull, J.G. and Stone, L.B. (2004). Alcohol and self-regulation. In Eds R.F. Baumeister and K.D. Vohs. *Handbook of self-regulation*, pp 466-491. London: the Guilford Press.

- Hupkens, C. L. H., Knibbe, R., and Drop, M. J. (1993). "Alcohol Consumption in the European Community: Uniformity and Diversity in Drinking Patterns." *Addiction*, 88(10): 1391-404.
- Ireland C.S. and Thommeny J.L. (1993) The crime cocktail: Licensed premises, alcohol and street offences. *Drug and Alcohol Review* 12, 143-150.
- Irvin, C. B., Wyer, P. C. and Gerson, L. W. (2000) Preventive care in the emergency department, Part II: Clinical preventive services - an emergency medicine evidence-based review, *Academic Emergency Medicine*, 7, 1042-1054.
- Ito, T. A., Miller, N. and Pollock, V. E. (1996) Alcohol and aggression: a meta-analysis on the moderating effects of inhibitory cues triggering events, and self-focused attention. *Psychological Bulletin*, 120, 60-82.
- Jacobsen, B. K. (1989). "Frequency of Alcohol Use and the Level of Education." *Journal of Internal Medicine*, 225: 417-242.
- Jacobson JL, Jacobson SW (1994) Prenatal alcohol exposure and neurobehavioral development: where is the threshold? *Alcohol Health Res World* 18:30-36.
- Jacobson JL, Jacobson SW, Sokol RJ, Ager JW Jr (1998) Relation of maternal age and pattern of pregnancy drinking to functionally significant cognitive deficit in infancy. *Alcohol Clin Exp Res* 22:345-351.
- Jacobson, J.L. and Jacobson, S.W. (2002) Effects of prenatal alcohol exposure on childdevelopment. *Alcohol Research and Health* 26 282-286.
- Jeavons CM, Taylor SP (1985) The control of alcohol-related aggression: redirecting the inebriate's attention to socially appropriate conduct. *Aggressive Behavior*, 11:93-101.
- Jeffs, B.W. and Saunders, W.M. (1983) Minimizing alcohol related offences by enforcement of the existing licensing legislation. *British Journal of Addiction*, 78, 67-77.
- Johns B, Baltussen R, Adam T, Hutubessy R. (2003). Programme costs in the economic evaluation of health interventions. Cost-effectiveness and Resource Allocation; 1: 1.
- Johnson, C.A., Pentz, M.A., Weber, M.D., Dwyer, J.H., Baer, N. MacKinnon, D.P., Hansen, W.B. and Flay, B.R. (1990) Relative effectiveness of comprehensive community programming for drug abuse prevention with high risk and low risk adolescents. *Journal of Consulting and Clinical Psychology*, 58, 447-456.
- Johnsson, K.O. and Berglund, M. (2003). Education of key personnel in student pubs leads to a decrease in alcohol consumption among the patrons: a randomized controlled trail. *Addiction* 98 627-633.
- Jones, L., James, M., Jefferson, T., Lushy, C., Morleo, M., Stokes, E., Sumnall, H., Witty, K. & Bellis, M. (2007). A review of the effectiveness and cost-effectiveness of interventions delivered in primary and secondary schools to prevent and/or reduce alcohol use by young people under 18 years old Alcohol and schools: Review of effectiveness and cost effectiveness - Main report (PHIAC 14_3a) <http://guidance.nice.org.uk/page.aspx?o=427775>
- Kahan, M., Wilson, L. and Becker, L. (1995) Effectiveness of physician-based interventions with problem drinkers: a review, *Canadian Medical Association Journal*, 152, 851-859.
- Kaner, EFS, F Beyer, HO Dickinson, E Pienaar, F Campbell, C Schlesinger, N Heather, J Saunders, B Burnand. Effectiveness of brief alcohol interventions in primary care populations. *Cochrane Database of Systematic Reviews* 2007, Issue 2. Art. No.: CD004148. DOI: 10.1002/14651858.CD004148.pub3.
- Kaskutas L.A. and Greenfield T.K. (1992) First effects of warning labels on alcoholic beverage containers. *Drug and Alcohol Dependence* 31, 1-14.
- Kaskutas L.A., Greenfield T.K., Lee M., and Cote J. (1998) Reach and effects of health messages on drinking during pregnancy. *Journal of Health Education* 29, 11-17.
- Kaufman Kantor, G., And Asdigian, N. (1997) When women are under the influence: Does drinking or drug use by women provoke beatings by men? In: Galanter, M., ed. *Alcohol and Violence: Epidemiology, Neurobiology, Psychology, Family Issues. Recent Developments in Alcoholism*, Vol. 13. New York: Plenum Press, pp. 315-336.
- Kaufman Kantor, G., And Straus, M.A. (1987) The "drunken bum" theory of wife beating. *Social Problems* 34(3):214-230.
- Kelleher, C., Gabhainn, S. N., Friel, S., Corrigan, H., Nolan, G., Sixsmith, J., Walsh, O., and Cooke, M. (2003). The national health & lifestyle surveys. Galway, Ireland: Centre for Health Promotion Studies, National University of Ireland.
- Kelleher, K.J., Pope, S.K., Kirby, R.S. and Rickert, V.I. (1996). Alcohol Availability and Motor Vehicle Fatalities. *Journal of Adolescent Health*; 19 (5) Nov 96, p.325-30.
- Kelly AB, Halford K, Young RMcd (2000) Maritally distressed women with alcohol problems: the impact of a short-term alcohol-focused intervention on drinking behaviour and marital satisfaction. *Addiction*, 95, 1537-1549.
- Kenkel, D.S. (1993) Driving, driving and deterrence: the effectiveness and social costs of alternative policies. *Journal of Law and Economics*, 36, 877-913.
- Ker K, Chinnock P. Interventions in the alcohol server setting for preventing injuries. *The Cochrane Database of Systematic Reviews* 2006, Issue 2. Art. No.: CD005244.pub2. DOI: 10.1002/14651858.CD005244.pub2.
- Klepp K.I., Kelder S.H., Perry C.L. (1995) Alcohol and marijuana use among adolescents: Long-term outcomes of the Class of 1989 Study. *Annals of Behavioral Medicine* 17, 19-24.
- Klepp, K.I.; Schmid, L.A.; Murray, D.M. (1996) Effects of the increased minimum drinking age law on drinking and driving behavior among adolescents. *Addiction Research*, 4:237-244.
- Knupfer, G. (1989). "The Prevalence in Various Social Groups of Eight Different Drinking Patterns, From Abstaining to Frequent Drunkenness: Analysis of 10

- US Surveys Combined." *British Journal of Addiction*, 84(11): 1305-18.
- Kodituwakko, P.W., Kalber, W. and May, P.A. (2001) The effects of prenatal alcohol exposure on executive functioning. *Alcohol Research and Health* 25 192-198.
- Komro, K. A., Williams, C. L., Forster, J. L., Perry, C. L., Farbaksh, K. and Stigler, M. H. (1999) The relationship between adolescent alcohol use and delinquent behaviors. *Journal of Child and Adolescent Substance Abuse*, 9, 13-28.
- Kovacs EJ, Messingham KA. Influence of alcohol and gender on immune response. *Alcohol Res Health* 2002; 26:257-263.
- Kristenson, H., Osterling, A., Nilsson, J. A. and Lindgarde, F. (2002) Prevention of alcohol-related deaths in middle-aged heavy drinkers, Alcoholism, Clinical and Experimental Research, 26, 478-484.
- Kunst, A. E., Groenhof, F., Mackenbach, J. P., and EU Working Group on Socioeconomic Inequalities in Health (1998). "Occupational Class and Cause Specific Mortality in Middle Aged Men in 11 European Countries: Comparison of Population Based Studies." *British Medical Journal*, 316: 1636-42.
- Kuntsche, S., Rehm, J., and Gmel, G. (2004). "Characteristics of Binge Drinkers in Europe." *Social Science and Medicine*, 59: 113-27.
- Kuo M; Wechsler H; Greenberg P; Lee H (2003). The marketing of alcohol to college students: the role of low prices and special promotions. *Am J Prev Med* 2003 Oct;25(3):204-11.
- Kuusi, P. (1957) Alcohol sales experiment in rural Finland. Helsinki: Finnish Foundation for Alcohol Studies, vol 3A.
- Kypri, K. and Langley, J.D. (2003) Perceived social norms and their relation to university student drinking. *J. Stud. Alcohol*, 64(6): 829-34.
- Lacey JH, Jones RK, Anderson EW. Evaluation of a Full-Time Ride Service Program. Aspen, Colorado's Topsy Taxi Service. *National Highway Traffic Safety Administration* 2000; Vol. DOTHS 809155.
- Laixuthai, A., And Chaloupka, F.J. (1993). Youth alcohol use and public policy. *Contemporary Policy Issues* 11(4):70-81.
- Lang A, Martin S (1993) Alcohol-related violence: An individual offender focus. In: *Alcohol and interpersonal violence: Fostering multidisciplinary perspectives*, pp. 221-236. Washington, DC: United States Department of Health and Human Services.
- Lang E. and Rumbold G. (1997) The effectiveness of community-based interventions to reduce violence in and around licensed premises: A comparison of three Australian models. *Contemporary Drug Problems* 24, 805-826.
- Lang E., Stockwell, T., Rydon, P., and Beel, A. (1998) Can training bar staff in responsible serving practices reduce alcohol-related harm? *Drug and Alcohol Review* 17, 39-50.
- Lapham, S.C., Gruenewald, P.J., Remer, L. and Layne, L. (2004). New Mexico's 1998 Driveup Liquor Window Closure. Study I: Effect on Alcohol-involved Crashes. *Addiction*, 99 (5): 598-606.
- Larimer, M.E. & Cronce, J.M. Identification, Prevention and Treatment: A Review of Individual-Focused Strategies to Reduce Problematic Alcohol Consumption by College Students *J. Stud. Alcohol*, Supplement No. 14: 148-163, 2002
- Larimer, M.E., Turner, A.P., Anderson, B.K., Fader, J.S., Kilmer, J.R., Palmer, R.S. and Cronce, J.M. Evaluating a brief alcohol intervention with fraternities. *J. Stud. Alcohol* 62: 370-380, 2001.
- Lascaia, E. A., Gruenewald, P. J. and Gerber, D. (2000) Demographic and environmental correlates of pedestrian injury collisions: a spatial analysis. *Accident Analysis and Prevention*, 35, 651-658.
- LaScala, E.A., Johnson, F. and Gruenewald, P.J. (2001) Neighborhood characteristics of alcohol-related pedestrian injury collisions: A geostatistical analysis. *Prevention Science*, 2, 123-134.
- Lau, H.H. (1975) Cost of alcoholic beverages as a determinant of alcohol consumption. In *Research advances in alcohol and drug problems*, (R.J. Gibbins, Y. Israel and H. Kalant, Eds), Vol. 22, pp[211-245. Wiley, New York.
- Lauer JA, Murray CJL, Roehrich K, Wirth H. (2003). PopMod: a longitudinal population model with two interacting disease states. *Cost Effectiveness and Resource Allocation*; 1:6.
- Law, M. R. and Whincup, P. H. (1998). "Why Is Mortality Higher in Poorer Areas and in More Northern Areas of England and Wales?" *Journal Of Epidemiology and Community Health*, 52:344-52.
- Lehtonen, O. (1978) *Anniskeluravintoloiden kehityspiirteitä ja -näkyviä 1962-1980* (Development and prospects of the restaurant industry, 1962-1980). *Alkoholipoliitikka* 43:290-298.
- Leifman, H. (2002). "A Comparative Analysis of Drinking Patterns in 6 EU Countries in the Year 2000." *Contemporary Drug Problems*, 29: 501-48.
- Leigh BC, Stall R. Substance use and risky sexual behavior for exposure to HIV. Issues in methodology, interpretation, and prevention. *Am Psychol* 1993; 48:1035-1045.
- Leigh BC. Alcohol and condom use: A meta-analysis of event-level studies. *Sex Transm Dis* 2002; 29:476-482.
- Lenke, L. (1990). Alcohol and criminal violence: time series analyses in a comparative perspective. Stockholm, Sweden: Almqvist & Wiksell International.
- Leonard K.E. and Rothbard J.C. (1999) Alcohol and the marriage effect. *Journal of Studies on Alcohol (Suppl. 13)*, 139-146S.
- Leonard, K. E., Quigley, B. M. and Collins, R. L. (2002) Physical aggression in the lives of young adults: prevalence, location, and severity among college and community samples. *Journal of Interpersonal Violence*, 17, 533-550.

- Leonard, K.E. (2005). Alcohol and intimate partner violence: when can we say that heavy drinking is a contributory cause of violence? *Addiction* 100 422-425.
- Leontaridi, R. (2003). Alcohol misuse: How much does it cost? London: Cabinet Office. <http://www.number10.gov.uk/files/pdf/econ.pdf>
- Lesage AD, Boyer R, Grunberg F, Vanier C, Morissette R, Ménard-Buteau C, Loyer (1994) Suicide and mental disorders: a case-control study of young men. *American Journal of Psychiatry*, 151, 1063–1068.
- Leung, S. and Phelps, C. (1991) My kingdom for drink. A review of estimates of the price sensitivity of demand for alcoholic beverages. In: Hilton, M. E. and Bloss, G., eds. *Economics and the Prevention of Alcohol-Related Problems*, pp. 1–32. Rockville, MD: US Department of Health and Human Services, National Institute on Alcohol Abuse and Alcoholism (NIAAA).
- Levy D.T. and Miller T.R. (1995) A cost-benefit analysis of enforcement efforts to reduce serving intoxicated patrons. *Journal of Studies on Alcohol* 56, 240-247.
- Li G, Smith GS, Baker SP (1994) Drinking behaviour in relation to cause of death among U.S. adults. *American Journal of Public Health*, 84:1402–1406.
- Lindstrom M (2005) Social capital, the miniaturisation of community and consumption of home-made liquor and smuggled liquor during the past year *Eur J Public Health* 2005 Aug 2; p51101-1262.
- Lipsey, M.W.; Wilson, D.B.; Cohen, M.A.; And Derzon, J.H. (1997) Is there a causal relationship between alcohol use and violence? A synthesis of evidence. In: Galanter, M., ed. *Alcohol and Violence: Epidemiology, Neurobiology, Psychology, Family Issues. Recent Developments in Alcoholism*, Vol. 13. New York: Plenum Press, pp. 245–282.
- Ljung, R., Peterson, S., Hallqvist, J., Heimerson, I., and Diderichsen, F. (2005). "Socioeconomic Differentials in the Burden of Disease in Sweden." *Bulletin of the World Health Organization*, 83: 92-99.
- Longabaugh, R., Woolard, R.F., Nirenberg, T.D., Minugh, A.P., Becker, B., Clifford, P.R., Carty, K., Sapa-deo, F. and Gogineni, A. (2001) Evaluating the effects of a brief motivational intervention for injured drinkers in the emergency department. *Journal Studies on Alcohol* 62, 806-816.
- Lovato C, Linn G, Stead LF, Best A (2003). Impact of tobacco advertising and promotion on increasing adolescent smoking behaviours. *The Cochrane Database of Systematic Reviews*, Issue 3. Art. No.: CD003439. DOI: 10.1002/14651858.
- Ludwig M.J. (1994) Mass media and health education: A critical analysis and reception study of a selected anti-drug campaign. *Dissertation Abstracts International* 55, 1479A.
- MacDonald, S., Cherpitel, C., Borges, G., DeSouza, A., Giesbrecht, N., and Stockwell, T. (2005). "The Criteria for Causation of Alcohol in Violent Injuries Based on Emergency Room Data From Six Countries." *Addictive Behaviors*, 30(1): 103-13.
- Mackenbach, J. P., Cavelaars, A. E. J. M., Kunst, A. E., Groenhof, F., and EU Working Group on Socioeconomic Inequalities in Health (2000). "Socioeconomic Inequalities in Cardiovascular Disease Mortality: An International Study." *European Heart Journal*, 21: 1141-51.
- MacKinnon D.P., Johnson C.A., Pentz M.A., Dwyer J.H., Hansen W.B., Flay B.R., Wang E.Y.-I. (1991) Mediating mechanisms in a school-based drug prevention program. First-year effects of the Midwestern Prevention Project. *Health Psychology* 10, 164-172.
- MacKinnon D.P., Pentz M.A., and Stacy A.W. (1993) The alcohol warning label and adolescents: The first year. *American Journal of Public Health* 83, 585–587.
- Maguire, M., Nettleton, H., Rix, A. and Raybould, S. (2003) Reducing alcohol related violence and disorder: an evaluation of the 'TASC' project. London: Home Office Research, Development and Statistics Directorate.
- Maisto SA, Conigliaro J, McNeil M, Kraemer K, Conigliaro RL, Kelley ME. Effects of two types of brief intervention and readiness to change on alcohol use in hazardous drinkers. *Journal of Studies on Alcohol* 2001;62(5):605-14.
- Mäkelä P., Tryggvesson K., and Rossow I. (2002) Who drinks more or less when policies change? The evidence from 50 years of Nordic studies. In: Room R. (ed.) *The Effects of Nordic Alcohol Policies: Analyses of Changes in Control Systems*. Publication No. 42. Helsinki: Nordic Council for Alcohol and Drug Research.
- Mäkelä, Pia., Fonager, K., Hibell, B., Nordlund, S., Sabroe, S., and Simpura, J. (1999). *Drinking habits in the Nordic countries*. Oslo: National Institute for Alcohol and Drug Research.
- Mäkelä, Pia., Fonager, K., Hibell, B., Nordlund, S., Sabroe, S., and Simpura, J. (1999). *Drinking habits in the Nordic countries*. Oslo: National Institute for Alcohol and Drug Research.
- Mäkelä, Pia., G. Gmel, U. Grittner, H. Kuendig, S. Kunt-sche, K. Bloomfield, and R. Room (2005). "Drinking and Gender Differences in Drinking in Europe: a Comparison of Drinking Patterns in European Countries." Pp.49-72 in *Gender, Culture and Alcohol Problems: A Multi-national Study*. Project Final Report, Edited by K. Bloomfield, S. Ahlström, A. Allamani, F. Beck, K. Helmersson Bergmark, L. Csémy, I. Eisenbach-Stangl, Z. Elekes, G. Gmel, F. Kerr-Correa, R. Knibbe, Pia. Mäkelä, M. Monteiro, M. Medina Mora, S. Nordlund, I. Obot, M. Plant, G. Rahav, and R. Mendoza. Berlin: Charite Campus Benjamin Franklin.
- Mäkinen, H. (1978) Kunnallisten keskiolutkiltojen vaikutukset. Tapaustutkimus viidessä kunnassa. (Effects of banning medium beer in municipalities. Case study in five municipalities). Helsinki: Alkoholipoliittisen tutkimuslaitoksen tutkimusseloste 122.
- Makkai T (1997) Alcohol and disorder in the Australian community: Part I—Victims. *Trends and Issues in Crime and Criminal Justice* No 76. Canberra: Australian Institute of Criminology.

- Mangione, T.W.; Howland, J.; Amick, B.; et al. (1999). Employee drinking practices and work performance. *Journal of Studies on Alcohol* 60:261–270.
- Mann, R.E., Rehm, J.T., Giesbrecht, N., Room, R., Adlaf, E.M., Gmel, G., Graham, K., Österberg, E. and Smart, R. (2005). The Effect of Different Forms of Alcohol Distribution and Retailing on Alcohol Consumption and Problems – An Analysis of Available Research. A Report Prepared for the Beverage Alcohol System Review Panel. Centre for Addiction and Mental Health, 2005.
- Marlatt, G.A. and Witkiewitz, K. (2002) Harm reduction approaches to alcohol use: health promotion, prevention and treatment. *Addictive behaviour*, 27: 867–886.
- Marlatt, G.A., Baer, J.S., Kivlahan, D.R., Dimeff, L.A., Larimer, M.E., Quigley, L.A., Somers, J.M. and Williams, E. Screening and brief intervention for high-risk college student drinkers: Results from a twoyear follow-up assessment. *J. Cons. Clin. Psychol.* 66: 604–615, 1998.
- Marmot, M. (1997). "Inequality, Deprivation and Alcohol Use." *Addiction*, 92(Supplement 1): S13–S20.
- Marmot, M. (2004). Evidence based policy or policy based evidence? *British medical Journal* 328 906–
- Marmot, M.G.; North, F.; Feeney, A.; And Head, J. (1993) Alcohol consumption and sickness absence: From the Whitehall II study. *Addiction* 88:369–382.
- Martin, S. E. (1992) The epidemiology of alcohol-related interpersonal violence. *Alcohol Health and Research World*, 16, 230– 237.
- Martin, S. E. and Bachman, R. (1997) The relationship of alcohol to injury in assault cases. In: Galanter, M., ed. *Recent Developments in Alcoholism*, vol. 13, pp. 42–56. New York: Plenum Press.
- Martin, S.E. (1995) Alcohol and the mass media: Issues, approaches, and research directions. In S. Martin (ed.), *The Effects of Mass Media on the Use and Abuse of Alcohol* (pp. 277–295). Rockville, MD: National Institute on Alcohol Abuse and Alcoholism.
- Mast, B.D.; Benson, B.L.; And Rasmussen, D.W. (1999). Beer taxation and alcohol-related traffic fatalities. *Southern Economic Journal* 66(2):214–249.
- Mattern, J.L. and Neighbors, C. (2004) Social norms campaigns: examining the relationship between changes in perceived norms and changes in drinking levels. *Journal of Studies on Alcohol*, 65(4): 489–493.
- Matthews, K., Shepherd, J. and Sivarajasingham, V. (2005). The price of beer and violence-related injury in England and Wales.
- Matthews, S. and Richardson, A. (2005). Findings from the 2003 Offending, Crime and Justice Survey: alcohol-related crime and disorder. Home Office .
- Mattson, S.N., Schoenfeld, A.M. and Riley, E.P. (2001) Teratogenic effects of alcohol on brain and behaviour. *Alcohol Research and Health* 25 175–191.
- McBride, N., Farrington, F., Midford, R., Meulners, L. and Phillips, M. (2004). Harm minimization in school drug education: final results of the School Health and Alcohol Harm Reduction Project (SHAHRP). *Addiction* 99 278–291.
- McClure, A. C., S. Dal Cin, et al. (2006). "Ownership of alcohol-branded merchandise and initiation of teen drinking." *American journal of preventive medicine* 30(4): 277–283.
- McKee, M., Pomerleau, J., Robertson, A., Pudule, I., Grinberga, D., Kadziauskiene, K., Abaravicius, A., and Vaask, S. (2000). "Alcohol Consumption in the Baltic Republics." *Journal Of Epidemiology and Community Health*, 54(5): 361–66.
- McKee, M., R. Adany, and L. MacLehose (2004). "Health Status and Trends in Candidate Countries." Health policy and European Union enlargement, Edited by M. McKee, L. MacLehose, and E. Nolte. Open University Press.
- McKnight, A. J. (1991) Factors influencing the effectiveness of server-intervention education. *Journal of Studies on Alcohol* 52, 389–397.
- McKnight, A.J. and Streff, F.M. (1994). The effect of enforcement upon service of alcohol to intoxicated patrons of bars and restaurants. *Accident Analysis and Prevention*, 26(1),79–88.
- McKnight, A.J. and Voas, R.B. (1991). The effect of license suspension upon DWI recidivism. *Alcohol*,
- McLeod R., Stockwell T, Stevens M, Phillips M (1999) The relationship between alcohol consumption patterns and injury. *Addiction*, 94, 1719–1734.
- McNeill, A. (1998). Alcohol problems in the family. A report to the European Union, published by Eurocare and COFACE (Confederation of Family Organisations in the EU).
- Meliker, J.R., Maio, R.F., Zimmerman, M.A., Kim, H.M., Smith, S.C. and Wilson, M.L. (2004). Spatial Analysis of Alcohol-related Motor Vehicle Crash Injuries in Southeastern Michigan. *Accident Analysis Prevention*, 36 (6): 1129–35.
- Mello, M.J., Nirenberg T.D., Longabaugh, R., Woolard, R., Minugh, A., Becker, B., Baird, J., Stein, L. (2005) Emergency department brief motivational interventions for alcohol with motor vehicle crash patients. *Annals of Emergency Medicine*, 4, 620–625.
- Midanik, L. T. (1999) Drunkenness, feeling the effects and 5 plus measures. *Addiction*, 94, 887–897.
- Midanik, L. T., Tam, T. W., Greenfield, T. K. and Caetano, R. (1996) Risk functions for alcohol-related problems in a 1988 US sample, *Addiction*, 91, 1427–1437.
- Midanik, L., Tam, T., Greenfield, T. K. and Caetano, R. (1996) On taking risks. *Addiction*, 91, 1453–1456.
- Miller BA, Downs WR (1993) The impact of family violence on the use of alcohol by women. *Alcohol Health and Research World*, 17, 137–143.
- Miller BA, Downs WR, Gondoli DM (1989) Spousal violence among alcoholic women as compared with a random household sample of women. *Journal of Studies on Alcohol*, 50, 533–540.
- Miller, B.A.; Maguin, E.; And Downs, W.R. (1997) Alcohol, drugs, and violence in children's lives. In: Galan-

- ter, M., ed. *Recent Developments in Alcoholism: Volume 13. Alcoholism and Violence*. New York: Plenum Press, pp. 357–385.
- Miller, W. and Wilbourne, P. (2002). Mesa Grande: a methodological analysis of clinical trials of treatments for alcohol use disorders. *Addiction*, 97, 265–277.
- Mirrlees-Black, C. (1999). *Domestic violence: findings from a new British Crime Survey self-completion questionnaire*. Home Office Research Study No. 191. London: Home Office.
- Monti, P.M., Colby, S.M., Barnett, N.P., Spirito, A., Rohsenow, D.J., Myers, M., Woolard, R. and Lewander, W. Brief intervention for harm reduction with alcohol-positive older adolescents in a hospital emergency department. *J. Cons. Clin. Psychol.* 67: 989–994, 1999.
- Moskowitz, H. and Fiorentino, D. (2000). A review of the literature on the effects of low doses of alcohol on driving related skills. Springfield, VA: US Department of Transportation, National Highway Traffic Safety Administration.
- Moyer A, Finney JW, Swearingen CE, Vergun P. (2002). Brief interventions for alcohol problems: a meta-analytic review of controlled investigations in treatment-seeking and nontreatment-seeking populations. *Addiction*; 97: 279–292.
- Mukamal KJ, Chung H, Jenny NS, Kuller LH, Longstreth WT Jr, Mittleman MA, Burke GL, Cushman M, Beauchamp NJ Jr, Siscovick DS (2005) Alcohol use and risk of ischemic stroke among older adults: the cardiovascular health study. *Stroke*, 36(9):1830–4.
- Mullahy, J. and Sindelar, J.L. (1996) Employment, unemployment and problem drinking. *Journal of Health Economics* 1996 15 409–434.
- Mullahy, J., Sindelar, J.L., (1994). Do drinkers know when to say when? An empirical analysis of drunk driving. *Economic Inquiry* 32, 383–394.
- Murdoch, D., Pihl, R. O. and Ross, D. (1990) Alcohol and crimes of violence: present issues. *International Journal of the Addictions*, 25, 1065–1081.
- Murray J.P., Stam A., and Lastovicka J.L. (1996) Paid-versus donated-media strategies for public service announcement campaigns. *Public Opinion Quarterly* 60, 129.
- Murray RP, Connett JE, Tyas SL, et al. (2002) Alcohol volume, drinking pattern, and cardiovascular disease morbidity and mortality: is there a U-shaped function? *American Journal of Epidemiology*, 155(3):242–248.
- Mustonen, H. and Mäkelä, K. (1999) Relationships between characteristics of drinking occasions and negative and positive experiences related to drinking *Drug Alcohol Depend* 56
- Muthen, B., Grant, B. and Hasin, D. (1992) Subgroup Differences in Factor Structure for DSM-III-R and Proposed DSM-IV Criteria for Alcohol Abuse and Dependence in the 1988 National Health Survey. Los Angeles, CA: UCLA Graduate School of Education.
- Nagin, D. S. (1998) Criminal deterrence research at the outset of the 21st century. In Tonry, M., ed. *Crime and Justice: A Review of the Research Vol* 25, 1–42. Chicago: University of Chicago Press.
- Naimi, T.S., Brown, D.W., Brewer, R.D., Giles, W.H., Menash, G., Serdula, M.K., Mokdad, A.H., Hungerford, D.W., Lando, J., Naimi, S. and Stroup, D.F. (2005). Cardiovascular risk factors and confounders among nondrinking and moderate-drinking US adults. 28 369–373.
- Naimi, T.S., Lipscomb, L.E., Brewer, R.D. & Gilbert, B.C. (2003). Binge Drinking in the Preconception Period and the Risk of Unintended Pregnancy: Implications for Women and Their Children. *Pediatrics* 2003; 111;1136–1141
- Nelson TF; Naimi TS; Brewer RD; Wechsler H (2005) The state sets the rate: the relationship among state-specific college binge drinking, state binge drinking rates, and selected state alcohol control policies *Am J Public Health* 2005 Mar;95(3):441–6.
- Neve, R., Drop, M. J., Lemmens, P., and Swinkels, H. (1996). "Gender Differences in Drinking Behaviour in the Netherlands: Convergence or Stability?" *Addiction*, 91(3): 357–73.
- NIAAA National Institute on Alcohol Abuse and Alcoholism 92007 Binge Drinking defined. NIAAA Newsletter Winter 2004. http://pubs.niaaa.nih.gov/publications/Newsletter/winter2004/Newsletter_Number3.htm#counc
- Nordlund S. (1985) Effects of Saturday closing of wine and spirits shops in Norway. Paper presented at the 31st International Institute on the Prevention and Treatment of Alcoholism, Rome, Italy, June 2–7. SIFA Mimeograph No. 5/85. Oslo: National Institute of Alcohol Research.
- Norström, T. and Romelsjö, A. (1998). "Social Class, Drinking and Alcohol-Related Mortality." *Journal of Substance Abuse*, 10(4): 385–95.
- Norström, T. and Skog, O.-J. (2001) Alcohol and mortality: methodological and analytical issues in aggregate analyses. *Addiction*, 96, supplement 1, 5–17.
- Norström, T., Ö. Hemström, M. Ramstedt, I. Rossow, and O.-J. Skog. (2001). Mortality and Population Drinking. Alcohol in postwar Europe: Consumption, drinking patterns, consequences and policy responses in 15 European countries, T. Norström. Stockholm: National Institute of Public Health, European Commission.
- Norström, Thor and Skog, Ole-Jørgen (2002) Saturday opening of alcohol retail shops in Sweden: an impact analysis. Presented at the 28th Annual Alcohol Epidemiology Symposium of the Kettli Bruun Society for Social and Epidemiological Research on Alcohol, Paris, 3–7 June.
- O'Farrell, T. J. and Choquette, K. (1991) Marital violence in the year before and after spouse-involved alcoholism treatment. *Family Dynamics of Addiction Quarterly*, 1, 32–40.
- O'Farrell, T. J., Fals-Stewart, W., Murphy, M. and Murphy, C. M. (2003) Partner violence before and

after individually based alcoholism treatment for male alcoholic patients. *Journal of Consulting and Clinical Psychology*, 71, 92–102.

O'Farrell, T. J., Murphy, C. M., Neavins, T. M. and Van Hutton, V. (2000) Verbal aggression among male alcoholic patients and their wives in the year before and two years after alcoholism treatment. *Journal of Family Violence*, 15, 295–310.

O'Farrell, T. J., Van Hutton, V. and Murphy, C. M. (1999) Domestic violence before and after alcoholism treatment: a two year longitudinal study. *Journal of Studies on Alcohol*, 60, 317–321.

O'Donnell M. (1985) Research on drinking locations of alcohol-impaired drivers: Implications for prevention policies. *Journal of Public Health Policy* 6, 510–525.

Olenick NL, Chalmers DK (1991) Gender-specific drinking styles in alcoholics and nonalcoholics. *Journal of Studies on Alcohol*, 52, 324–330.

Olson, H.C.; Sampson, P.D.; Barr, H.M.; Streissguth, A.P.; And Bookstein, F.L. Prenatal exposure to alcohol and school problems in late childhood: A longitudinal prospective study. *Developmental Psychopathology* 4:341–359, 1992.

Olsson O. and Wikström P.H. (1982) Effects of the experimental Saturday closing of liquor retail stores in Sweden. *Contemporary Drug Problems* 11, 325–353.

Olsson, O. (1991) Priset och inkomstens betydelse för alkoholbruk, missbruk och skador [The effect of prices and income on alcohol consumption and related problems]. The Swedish Council for Information on Alcohol and other Drugs (CAN), Stockholm.

O'Malley, P.M. and Wagenaar, A.C. (1991) Effects of minimum drinking age laws on alcohol use, related behaviors and traffic crash involvement among American youth: 1976–1987. *Journal of Studies on Alcohol* 52:478–491.

Ornstein, S.I. (1980) Control of alcohol consumption through price increases. *Journal of Studies on Alcohol*, 41, 807–818.

Ornstein, S.I. and Levy, D. (1983) Price and income elasticities and the demand for alcoholic beverages. In *Recent developments in alcoholism*, Vol. 1, (Galanter, M., Ed.), pp. 303–345. Plenum, New York.

Österberg, E. (1979) Recorded consumption of alcohol in Finland, 1950–1975. Helsinki: Social Research Institute of Alcohol Studies, report No 125.

Österberg, E. (1995) Do alcohol prices affect consumption and related problems? In: Holder, H. and Griffith, E., eds. *Alcohol and Public Policy*, pp. 145–163. Oxford: Oxford University Press.

Österberg, E. (2001) Effects of price and taxation. In: Heather, N., Peters, T. J. and Stockwell, T., eds. *International Handbook of Alcohol Dependence and Problems: Part VI: Prevention of Alcohol Problems*, pp. 685–698. Chichester: John Wiley and Sons, Ltd.

Paljärvi, T., Mäkelä, P. and Poikolainen, K. (2005). Pattern of drinking and fatal injury: a population-based follow-up study of Finnish men. *Addiction* 100 1851–1859.

Parker, R. N. and Auerhahn, K. (1998) Alcohol, drugs and violence. *Annual Review of Sociology*, 24, 291–311.

Pentz M.A., Dwyer J.H., MacKinnon D.P., Flay B.R., Hansen W.B., Wang E.Y.-I., and Johnson C.A. (1989) A multi-community trial for primary prevention of drug abuse. Effects on drug use prevalence. *Journal of the American Medical Association* 261, 3259–3266.

Péquignot, G., Crosignani, P., Terracini, B., Asunce, N., Zubiri, A., Raymond, L., Estève, J., and Tuyns, A. J. (1988). "A Comparative Study of Smoking, Drinking and Dietary Habits in Population Samples in France, Italy, Spain and Switzerland: III. Consumption of Alcohol." *Revue D'Epidémiologie Et De Santé Publique*, 36: 177–85.

Perkins, H.W. (2002) Social Norms and the prevention of alcohol Misuse in collegiate contexts. *Journal of Studies on Alcohol*, supplement 14: 164–172.

Pernanen, K. (1991) *Alcohol in Human Violence*. New York: Guilford Press.

Pernanen, K., Cousineau, M.-M., Brochu, S., and Sun, F. (2002). Proportion of crimes associated with alcohol and other drugs in Canada. Canadian Centre for Substance Abuse.

Perry C.L., Williams C.L., Forster J.L., Wolfson M., Wagenaar A.C., Finnegan J.R., McGovern P.G., Veblen-Mortenson S., Komro K.A., and Anstine P.S. (1993) Background, conceptualization and design of a community-wide research program on adolescent alcohol use: Project Northland. *Health Education Research: Theory and Practice* 8, 125–136.

Perry C.L., Williams C.L., Komro K.A., Veblen-Mortenson S., Forster J.L., Bernsten-Lachter R., Pratt L.K., Munson K.A., and Farbaksh K. (1998) Project Northland phase II: Community action to reduce adolescent alcohol use. Paper presented at the Kettil Bruun Society Thematic Meeting, February, Russell, Bay of Islands, New Zealand.

Perry C.L., Williams C.L., Veblen-Mortenson S., Toomey T.L., Komro K.A., Anstine P.S., McGovern P.G., Finnegan J.R., Forster J.L., Wagenaar A.C., and Wolfson M. (1996) Project Northland: Outcomes of a community-wide alcohol use prevention program during early adolescence. *American Journal of Public Health* 86, 956–965.

Pihl, R. O., Peterson, J. B. and Lau, M. A. (1993) A bio-social model of the alcohol aggression relationship. *Journal of Studies on Alcohol*, 11, 128–139.

Pissochet P., Biache P., and Paille F. (1999) Alcohol, advertising and prevention: the young people's point of view] *Alcoologie* 21, 15–24.

Poelen, E. A. P., Scholte, R. H. J., Engels, R. C. M. E., Boomsma, D. I., and Willemsen, G. (2005). "Prevalence and Trends of Alcohol Use and Misuse Among Adolescents and Young Adults in the Netherlands

- From 1993 to 2000." *Drug and Alcohol Dependence*, 79: 413-21.
- Poikolainen, K. (1999) Effectiveness of brief interventions to reduce alcohol intake in primary health care populations: a meta-analysis, *Preventive Medicine*, 28, 503-509.
- Preusser, D.F. and Williams, A.F. (1992) Sales of alcohol to underage purchasers in three New York counties and Washington, D.C. *Journal of Public Health Policy* 13:306-317.
- Putnam, S.L., Rockett, I.R.H. and Campbell, M.K. (1993) Methodological issues in community-based alcohol related injury prevention projects: Attribution of project effects. In T.K. Greenfield and R. Zimmermann, (Eds.). *Experiences with community action projects: New research in the prevention of alcohol and other drug problems*. Rockville, MD: Centre for Substance Abuse Prevention.
- Quigley B.M. and Leonard K.E. (1999) Husband alcohol expectancies, drinking, and marital conflict styles as predictors of severe marital violence among newlywed couples. *Psychology of Addictive Behaviors* 13, 49-59.
- Quigley, B.M. & Leonard, K.E. (2004). Alcohol use and violence among young adults. *Alcohol Research and Health* 28 191-194.
- Ragnarsdottir, T., Kjartansdottir, A. and Davidsdottir, S. (2002) Effect of extended alcohol serving hours in Reykjavik, Iceland. In: Room, R., ed. *The Effects of Nordic Alcohol Policies*, pp. 145-154. NAD Publication 42. Helsinki: Nordic Council for Alcohol and Drug Research.
- Ramstedt M. (2002) The repeal of medium strength beer in grocery stores in Sweden: the impact on alcohol-related hospitalizations in different age groups. In: Room R. (ed.) *The Effects of Nordic Alcohol Policies: Analyses of Changes in Control Systems* Publication No. 42. Helsinki: Nordic Council for Alcohol and Drug Research.
- Ramstedt, M. and Hope, A. (2003). *The Irish drinking habits of 2002: Drinking and drinking-related harm, a European comparison*. Dublin: Department of Health and Children.
- Rehm J, Room R, Monteiro M, Gmel G, Graham K, Rehn T, Sempos CT, Frick U, Jernigan D, Alcohol. (2004) In: WHO (ed), *Comparative quantification of health risks: Global and regional burden of disease due to selected major risk factors*. Geneva: WHO.
- Rehm J. and Rossow I. (2001) The impact of alcohol consumption on work and education. In: Klingemann H. and Gmel G. (eds.) *Mapping the Social Consequences of Alcohol Consumption*, pp. 67-77. Dordrecht: Kluwer Academic Publishers.
- Rehm, J. (2005). "Volume of Alcohol Consumption, Patterns of Drinking and Burden of Disease in the European Region - Implications for Alcohol Policy." 10th meeting of national counterparts for alcohol policy in the WHO European Region, Stockholm 13-15 April 2005 [conference proceeding]
- Rehm, J. and Gmel, G. (1999) Patterns of alcohol consumption and social consequences. Results from an 8 year follow-up study in Switzerland. *Addiction* 94 899-912.
- Rehm, R., Sulkowska, U., Mańczuk, M. et al. (2006) Alcohol accounts for a high proportion of premature mortality in central and eastern Europe. *The International Journal of Epidemiology*, (in press).
- Rehn, N., Room, R., and Edwards, G. (2001). *Alcohol in the European Region - Consumption, Harm and Policies*, Copenhagen: WHO Europe.
- Reynolds K; Lewis LB; Nolen JD; Kinney GL; Sathya B; He J (2003) Alcohol consumption and risk of stroke *Journal of the American Medical Association* 289 (5): 579-588.
- Rich, E. C., Siebold, C. and Campion, B. (1985) Alcohol-related acute atrial fibrillation. A case-control study and review of 40 patients, *Archives of Internal Medicine*, 145, 830- 833.
- Richardson, A. and Budd, T. (2003) *Alcohol, Crime and Disorder: a Study of Young Adults*. Home Office Research Study 263. London: Home Office Research, Development and Statistics Directorate.
- Richmond, R., Heather, N., Wodak, A., Kehoe, L. and Webster, I. (1995) Controlled evaluation of a general practice-based brief intervention for excessive drinking, *Addiction*, 90, 119-32.
- Rickards, L., Fox, K., Roberts, C., Fletcher, L., and Goddard, E. (2004). *Living in Britain: results from the 2002 General Household Survey*. 31. London: The Stationery Office. <http://www.statistics.gov.uk/lib2002/downloads/drinking.pdf>
- Ridolfo, B. and Stevenson, C. (2001). The quantification of drug-caused mortality and morbidity in Australia 1998. Canberra: Australian Institute of Health and Welfare.
- Robinette, C. D., Hrubec, Z. and Fraumeni, J. F. (1979) Chronic alcoholism and subsequent mortality in World War II veterans, *American Journal of Epidemiology*, 109, 687- 700.
- Robinson TN, Chen HL, Killen JD. (1998). Television and music video exposure and risk of adolescent alcohol use. *Pediatrics* 102:e54-9.
- Romelsjö, A. and Lundberg, M. (1996). "The Changes in the Social Class Distribution of Moderate and High Alcohol Consumption and of Alcohol-Related Disabilities Over Time in Stockholm County and in Sweden." *Addiction*, 91(9): 1307-23.
- Room, R. (2005). "Understanding Cultural Differences in Young People's Drinking." Prepared for presentation at a conference, "Wet youth cultures", Copenhagen, 29-30 August, 2005 [conference proceeding]
- Room, R. and Mäkelä, Klaus (2000). "Typologies of the Cultural Position of Drinking." *Journal of Studies on Alcohol*, 61(1): 1-6.
- Room, R. and Rossow, I. (2001). "The Share of Violence Attributable to Drinking." *Journal of Substance Use*, 6: 218-28.

- Room, R., Bondy, S. J. and Ferris, J. (1995) The risk of harm to oneself from drinking, Canada 1989. *Addiction*, 90, 499–513.
- Rossow I. (1996) Alcohol related violence: The impact of drinking pattern and drinking context. *Addiction* 91, 1651-1661.
- Rossow I. (2000) Suicide, violence and child abuse: review of the impact of alcohol consumption on social problems. *Contemporary Drug Problems* 27, 397-434.
- Rossow I., Pernenan K., and Rehm J. (2001) Alcohol, suicide and violence. In: Klingemann H. and Gmel G. (eds.) *Mapping the Social Consequences of Alcohol Consumption*, pp. 93-112. Dordrecht: Kluwer Academic Publishers.
- Rossow, I. (1996) Alcohol and suicide - beyond the link at the individual level. *Addiction* 1996 91 1463-1469.
- Rossow, I. (2001). "Drinking and Violence: a Cross-Cultural Comparison of the Relationship Between Alcohol Consumption and Homicide in 14 European Countries." *Addiction*, 96(S1):S77-S92.
- Rossow, I. (2004). "Alcohol and Homicide in Canada." *Contemporary Drug Problems*, 31:541-59.
- Rossow, I. and Hauge, R. (2004). "Who Pays for the Drinking? Characteristics of the Extent and Distribution of Social Harms From Others' Drinking." *Addiction*, 99(9): 1094.
- Rossow, I., K. Pernenan, and J. Rehm (2001). "Accidents, Suicide and Violence." Pp.93-112 in *Mapping the social consequences of alcohol consumption*, Edited by H. Klingemann and G. Gmel.
- Rossow, I., Pape, H., and Wichstrøm, L. (1999). "Young, Wet & Wild? Associations Between Alcohol Intoxication and Violent Behaviour in Adolescence." *Addiction*, 94(7): 1017-31.
- Ruhm, C.J. (1996) Alcohol policies and highway vehicle fatalities. *Journal of Health Economics* 15, 435-454.
- Russ N.W. and Geller E.S. (1987) Training bar personnel to prevent drunken driving: A field evaluation. *American Journal of Public Health* 77, 952-954.
- Sackett DL, Richardson WS, Rosenberg WMC, Haynes RB. *Evidence-Based medicine: how to practice and teach ebm*. 2nd Ed. London, Churchill-Livingstone, 2000.
- Saffer H, Dave D. (2002). Alcohol Consumption and Alcohol Advertising Bans. *Applied Economics*, 34: 1325-1334.
- Saffer, H. (2001). Substance abuse control and crime: Evidence from the National Survey of Drug Abuse. In: Grossman, M., and Hsieh C.R., eds. *Economic Analysis of Substance Use and Abuse: The Experience of Developed Countries and Lessons for Developing Countries*. Cheltenham, United Kingdom: Edward Elgar pp. 291–307.
- Saffer, H. (2002) Alcohol advertising and youth. *Journal of Studies of Alcohol* Supply, 14 173-181.
- Saffer, H. and Grossman, M. (1987a) Beer taxes, the legal drinking age, and youth motor vehicle fatalities. *Journal of Legal Studies*, 16, 351-374.
- Saffer, H. and Grossman, M. (1987b) Drinking age laws and highway mortality rates: cause and effect. *Economic Inquiry* 25, 403-417.
- Salomaa, J. (1995). "The Costs of the Detrimental Effects of Alcohol Abuse Have Grown Faster Than Alcohol Consumption in Finland." *Addiction*, 90(4): 525-37.
- Saltz R.F. (1987) The roles of bars and restaurants in preventing alcohol-impaired driving: An evaluation of server intervention. *Evaluation and the Health Professions* 10, 5-27.
- Saltz, R.F. and Stanghetta P. (1997) A community-wide Responsible Beverage Service program in three communities: early findings. *Addiction*, 92, S237-S249.
- Sampson AP, Olson HC, Bookstein FL, Barr HM, Scott M, Feldman J, Mirsky AF (1994) Maternal drinking during pregnancy: attention and short-term memory in 14-year-old offspring-a longitudinal prospective study. *Alcohol Clin Exp Res* 18:202–218.
- Sanchez-Carbonell, X., Guardiola, E., Belles, A. & Beranuy, M. (2005). European Union scientific production on alcohol and drug misuse (1976-2000). *Addiction* 100 1166-1174.
- Sargent, J. D., T. A. Willis, et al. (2006). "Alcohol Use in Motion Pictures and Its Relation with Early-onset Teen Drinking." *Journal of Studies on Alcohol* 67(1): 54-65.
- Sayette, M. A., Wilson, T. and Elias, M. J. (1993) Alcohol and aggression: a social information processing analysis. *Journal of Studies on Alcohol*, 54, 399 407.
- Schinke, S. P., Tepavac, L. and Cole, K. C. (2000) Preventing substance use among Native American youth: three-year results. *Addictive Behaviours*, 25, 387–397.
- Schmid, H., ter Bogt, T., Godeau, E., Hublet, A., Dias, S. F., and Fotiou, A. (2003). "Drunkenness Among Young People: a Cross-National Comparison." *Journal of Studies on Alcohol*, 64(5): 650-661.
- Schnohr, C., Højbjerg, L., Riegels, M., Ledet, L., Larsen, T., Schultz-Larsen, K., Petersen, L., Prescott, E., and Grønbaek, M. (2004). "Does Educational Level Influence the Effects of Smoking, Alcohol, Physical Activity, and Obesity on Mortality? A Prospective Population Study." *Scandinavian Journal of Public Health*, 32(4): 250-256.
- Scribner, R.A., MacKinnon, D.P. and Dwyer, J.H. (1994). Alcohol Outlet Density and Motor Vehicle Crashes in Los Angeles County Cities. *Journal of Studies on Alcohol*. 55 (4), 447-53.
- Senft RA, Polen MR, Freeborn DK, Hollis JF. Brief intervention in a primary care setting for hazardous drinkers. *American Journal of Preventive Medicine* 1997;13(6):464-70.
- Sharps, P. W., Campbell, J., Campbell, D., Gary, F. and Webster, D. (2001) The role of alcohol use in intimate

- partner femicide. *American Journal on Addictions*, 10, 122-135.
- Sherman, L.W. (1992) Attacking crime: Police and crime control. In *Modern policing*, eds M. Tonry and N. Morris, Chicago: University of Chicago Press.
- Shope J.T., Copeland L.A., Maharg R., Dielman T.E. (1996a) Effectiveness of a high school alcohol misuse prevention program. *Alcoholism: Clinical and Experimental Research* 20, 791-798.
- Shope J.T., Copeland L.A., Marcoux B.C., and Kamp M.E. (1996b) Effectiveness of a schoolbased substance abuse prevention program. *Journal of Drug Education* 26, 323-337.
- Shope J.T., Dielman T.E., Butchart A.T., Campanelli P.C., and Kloska D.D. (1992) An elementary school-based alcohol misuse program: a follow-up evaluation. *Journal of Studies on Alcohol* 53, 106-121.
- Shults R.A., Elder R.W., Sleet D.A., Nicholas J.L., Alao M.O., Carande-Kulis V.G., Zaza S., Sosin D.M., Thompson R.S., and the Task Force on Community Preventive Services (2001) Reviews of evidence regarding interventions to reduce alcohol-impaired driving. *American Journal of Preventive Medicine* 21, 66-88.
- Simpura, J., Tigerstedt, C., Hanhinen, S., Lagerspetz, M., Leifman, H., Moskalewicz, J., and Torronen, J. (1999). "Alcohol Misuse As a Health and Social Issue in the Baltic Sea Region: A Summary of Findings From the Baltic Study." *Alcohol and Alcoholism*, 34(6): 805-23.
- Single E. and McKenzie D. (1992) The epidemiology of impaired driving stemming from licensed establishments. Presented at 18th Annual Alcohol Epidemiology Symposium, Toronto, June 1-5.
- Sloan F.A., Reilly B.A., and Schenzler C. (1994b) Effects of prices, civil and criminal sanctions and law enforcement on alcohol-related mortality. *Journal of Studies on Alcohol* 55, 454-465.
- Sloan F.A., Reilly B.A., and Schenzler C.M. (1994a) Tort liability versus other approaches for deterring careless driving. *International Review of Law and Economics* 14, 53-71.
- Sloan, F.A., Stout, E.M., Whetten-Goldsteing, K., and Liang, L. (2000) *Drinkers, Drivers and Bartenders: Balancing Private Choices and Public Accountability*. Chicago, Illinois: The University of Chicago Press.
- Sloan, F.A.; Reilly, B.A.; and Schenzler, C. (1995). Effects of tort liability and insurance on heavy drinking and drinking and driving. *J Law Econ* 38(1): 49-77.
- Smith, G.S.; Branas, C.C.; And Miller, T.R. (1999) Fatal nontraffic injuries involving alcohol: A metaanalysis. *Annals of Emergency Medicine* 33(6):659-668.
- Snow R.W. and Landrum J.W. (1986) Drinking locations and frequency of drunkenness among Mississippi DUI offenders. *American Journal of Drug and Alcohol Abuse* 12, 389-402.
- Snyder, L. and M. Slater (2006). "In Response." *Archives of pediatrics and adolescent medicine* 160: 858.
- Snyder, L. B. Milici, F.F., Slater, M., Sun, H., Strizhakova, Y. (2006). Effects of alcohol advertising exposure on drinking among youth. *Archives of Pediatric and Adolescent Medicine*, 2006, 160(8),18-24.
- Sood B, Delaney-Black V, Covington C, Nordstrom-Klee B, Ager J, Templin T, et al. (2001) Prenatal alcohol exposure and childhood behaviour at age 6-7 years: dose response effect. *Paediatrics* 108:e34-5.
- Spanagel, R. and Heilig, M. (2005). Addiction and its brain science. *Addiction* 100 1813-1822.
- Spirito, A., Monti, P.M., Barnett, N.P., Colby, S.M., Sindelar, H., Rohsenow, D.J., Lewander W., Myers, M. (2004) A randomised clinical trial of a brief motivational intervention for alcoholpositive adolescents treated in an emergency department. *The Journal of Pediatrics*, 145,396-402.
- Spoth, R. L., Redmond, C., Trudeau, L. and Shin, C. (2001a) Longitudinal substance initiation outcomes for a universal preventive intervention combining family and school programs. *Psychology of Addictive Behaviours*, 16, 129-134.
- Stacy, A. W., J. B. Zogg, et al. (2004). "Exposure to televised alcohol ads and subsequent adolescent alcohol use." *American Journal of Health Behavior* 28(6): 498-509.
- Stein, M., Herman, D.S.; Trisvan, E. Pirraglia, P., Engler, P., Anderson, B.J., Alcohol Use and Sexual Risk Behavior Among Human Immunodeficiency Virus-Positive Persons. *Epidemiology and Prevention. Alcoholism: Clinical & Experimental Research*. 29(5):837-843, May 2005.
- Stevenson, R.J., Lind, B. and Weatherburn, D. (1999) Relationship between alcohol sales and assault in New South Wales, Australia. *Addiction* 94:397-410.
- Stewart K. (1997) Environmentally oriented alcohol prevention policies for young adults. In: *Substance Abuse and Mental Health Services Administration, Center for Substance Abuse Prevention, Secretary's Youth Substance Abuse Prevention Initiative: Resource papers*. Prepublication documents, pp. 107-157. Rockville, MD: Author.
- Stockwell T. (2001) Editor's introduction to prevention of alcohol problems. In: Heather N., Peters T.J., and Stockwell T. (eds.) *Handbook of Alcohol Dependence and Alcohol-Related Problems*, pp. 680-683. Chichester, UK: John Wiley and Sons.
- Stockwell T., Somerford P., and Lang E. (1992) The relationship between license type and alcohol-related problems attributed to licensed premises in Perth, Western Australia. *Journal of Studies on Alcohol* 53, 495-498.
- Stockwell, T. (1997) Regulation of the licensed drinking environment: A major opportunity for crime prevention. In *Policing for prevention: Reducing crime, public intoxication and injury*, ed. R. Homel, Monsey NY: Criminal Justice Press.
- Stockwell, T. (2001) Responsible alcohol service: Lessons from evaluations of server training and policing initiatives. *Drug and Alcohol Review*, 20, 257-265.
- Stockwell, T. and Gruenewald, P. (2001) Controls on the availability of alcohol. In Heather, N., Peters, T.J. and Stockwell, T., eds. *International handbook of al-*

cohol dependence and problems. Chichester: John Wiley and Sons, Ltd.

Stockwell, T. and Single, E. (1997). Standard unit labelling of alcohol containers. In Plant, M., E. Single and T. Stickwell (Eds). *Alcohol: Minimizing the harm*. What works. London: Free Association Books.

Stockwell, T., Chikritzts, T., Hendrie, D., Fordham, R., Ying, F., Phillips, M. et al. (2001) The public health and safety benefits of the NT's Living With Alcohol program. *Drug and Alcohol Review*, 20, 167–180.

Streissguth, A.P.; Barr, H.M.; & Sampson, P.D. Moderate prenatal alcohol exposure: Effects on child IQ and learning problems at age 7.5 years. *Alcoholism: Clinical and Experimental Research* 14:662–669, 1990.

Streissguth, A.P.; Sampson, P.D.; Olson, H.C.; Maternal drinking during pregnancy: Attention and short term memory in 14 year old offspring - a longitudinal prospective study. *Alcoholism: Clinical and Experimental Research* 18:202–218, 1994b.

Strunge, H. (1998). Danish experiences of national campaigns on alcohol 1990-1996. *Drugs: Education Prevention and Policy* 5 73-79.

Stuart, G. L., Ramsey, S. E., Moore, T. M., Kahler, C. W., Farrell, L. E., Recupero, P. R. and Brown, R. A. (2003) Reductions in marital violence following treatment for alcohol dependence. *Journal of Interpersonal Violence*, 18, 1113–1131.

Suhonen, O., Aromaa, A., Reunanen, A., and Knekt, P. (1987) Alcohol consumption and sudden coronary death in middle-aged Finnish men. *Acta Medica Scandinavica*, 221,335-41.

Sulkunen, P. (1987). "Abstinence." Finnish drinking habits: results from interview surveys held in 1968, 1976 and 1984, Edited by J. Simpura. Helsinki, Finland: The Finnish Foundation for Alcohol Studies.

Sundhedsministeriet [Ministry of Health] (1999). "De samfundsøkonomiske konsekvenser af alkoholforbrug" [The Economic consequences of alcohol consumption" in Denmark]. 2nd edition. Copenhagen, Denmark: Ministry of Health. <http://www.im.dk/publikationer/alkoholrapport/index.htm>

Swahn, M. H. (2001) Risk factors for physical fighting among adolescent drinkers. *American Journal of Epidemiology*, 153, S72.

Swahn, M. H. and Donovan, J. E. (2004) Correlates and predictors of violent behavior among adolescent drinkers. *Journal of Adolescent Health*, 34, 480–492.

Tapert, S.F., Caldwell, L. & Burke, C. (2004) Alcohol and the Adolescent Brain. *Alcohol Research & Health* 28 205-212

Temple, M. T., Fillmore, K. M., Hartka, E., Johnstone, B. M., Leino, E. V., and Motoyoshi, M. (1991). "A Meta-Analysis of Change in Marital and Employment Status As Predictors of Alcohol Consumption on a Typical Occasion." *British Journal of Addiction*, 86(10): 1269-81.

Testa, M. and Parks, K.A. (1996). The role of women's alcohol consumption in sexual victimization. *Aggression and Violent Behaviour*, 1 (3): 217–234.

Testa, M., Quigley, B.M. and Leonard, K.E. (2003). Does alcohol make a difference? Withinparticipants Tobler N.S. (1992) Prevention programs can work: research findings. *Journal of Addictive Diseases* 11, 1-28.

Tolstrup, J.S., Jensen, M.K., Tjønneland, A., Overvad, K. and Grønbaek, M. (2004) Drinking pattern and mortality in middle-aged men and women. *Addiction* 99 323-330.

Tomsen S. (1997). A top night out: social protest, masculinity and the culture of drining violence. *British Journal of Criminology* 37, 990-1002.

Toomey T.L., Wagenaar A.C., Gehan J.P., Kilian G., Murray D.M., and Perry C.L. (2001) Project ARM: Alcohol risk management to prevent sales to underage and intoxicated patrons. *Health Education and Behavior* 28, 186-99.

Treno, A.J., Grube, J.W. and Martin, S.E. (2003). Alcohol Availability as a Predictor of Youth Drinking and Driving: A Hierarchical Analysis of Survey and Archival Data. *Alcohol, Clinical Experimental Research*. 27 (5): 835-40.

Trevisan, M., Dorn, J., Falkner, K., Russell, M., Ram, M., Muti, P., Freudenheim, J.L., Nochajski, T and Hovey, K. (2004) Drinking pattern and risk of non-fatal myocardial infarction: a population-based casetrol study. *Addiction* 99 313-322.

Trevisan, M.T.; Ram, M.; Hovey, K.; et al. (2001a) Alcohol drinking patterns and myocardial infarction. *American Journal of Epidemiology* 153(11): S97.

Trevisan, M.T.; Schisterman, E.; Mennotti, A.; et al. (2001b). Drinking pattern and mortality: The Italian Risk Factor and Life Expectancy Pooling Project. *Annals of Epidemiology* 11:312–319.

Troldal, B. and Ponicki, W. (2005). Alcohol price elasticities in control and license states in the United States, 1982-99. *Addiction*.

Turrise, R. et al. (2001) Examination of the short-term efficiency of a parent intervention to reduce college student drinking tendencies. *Psychology of Addictive Behaviours*, 15:366-372.

US Department of Health and Human Services (USDHHS) (1997) Ninth Special Report to the US Congress on Alcohol and Health from the Secretary of Health and Human Services, no. 97–4017. Rockville, MD: US Department of Health and Human Services, Public Health Service, National Institute of Health (NIH), National Institute on Alcohol Abuse and Alcoholism (NIAAA).

Vahtera J, Poikolainen K, Kivimaki M, Ala-Mursula L, Pentti J (2002). Alcohol intake and sickness absence: a curvilinear relation. *Am J Epidemiol*, 15;156(10): 969-76.

Van Den Bluck, J and Beullens, K. (2005) television and music video exposure and adolescent alcohol use while going out. *Alcohol and Alcoholism* 2005 40(3):249-253.

- Viner, R.M. & Taylor, B. (1997) Adult outcomes of binge drinking in adolescence: findings from a UK national birth cohort. *Journal of Epidemiology and Community Health* 2007;61:902-907
- Voas, R.B. (1997): Drinking and driving prevention in the community: program planning and implementation. *Addiction* 92 (Supplement 2): S201-S219.
- Voas, R.B. and Tippetts, A.S. (1999) Relationship of alcohol safety laws to drinking drivers in fatal crashes. Washington, DC: National Highway Traffic Safety Administration.
- Wagenaar A.C. and Holder H.D. (1991) Effects of alcoholic beverage server liability on traffic crash injuries. *Alcoholism: Clinical and Experimental Research* 15, 942-947.
- Wagenaar A.C. and Toomey T.L. (2000) Alcohol policy: gaps between legislative action and current research. *Contemporary Drug Problems* 27, 681-733.
- Wagenaar AC; Toomey TL; Erickson DJ (2005). Preventing youth access to alcohol: outcomes from a multi-community time-series trial *Addiction*, 100, 335-345.
- Wagenaar, A. C. and Holder, H. D. (1996) The scientific process works: seven replications now show significant wine sales increases after privatization, *Journal of Studies on Alcohol*, 57, 575-576.
- Wagenaar, A.C. (1981) Effects of the raised legal drinking age on motor vehicle accidents in Michigan. *HSRI Research Review* 11(4):1-8.
- Wagenaar, A.C. (1986) Preventing highway crashes by raising the legal minimum age for drinking: The Michigan experience 6 years later. *Journal of Safety Research* 17:101-109.
- Wagenaar, A.C. and Holder, H.D. (1991). Change from Public to Private Sale of Wine: Results from Natural Experiments in Iowa and West Virginia. *Journal of Studies on Alcohol*, 52 (2):162-173.
- Wagenaar, A.C. and Holder, H.D. (1995) Changes in alcohol consumption resulting from the elimination of retail wine monopolies: Results from five U.S. states. *Journal of Studies on Alcohol* 56:566-572.
- Wagenaar, A.C. and Maybee, R.G. (1986) Legal minimum drinking age in Texas: Effects of an increase from 18 to 19. *Journal of Safety Research* 17:165-178.
- Wagenaar, A.C. and Murray, D.M. and Toomey, T.L. (2000): Communities Mobilizing for Change on Alcohol (CMCA): effects of a randomized trial on arrests and traffic crashes. *Addiction* 95 (2): 209-217.
- Wagenaar, A.C. and Murray, D.M. and Wolfson, M. and Forster, J.L. and Finnengan, J.R. (1994): Community Mobilizing for Change on Alcohol: design of a randomized community trial. *Journal of Community Psychology* (CSAP Special Issue): 79-101.
- Wagenaar, A.C. and Wolfson, M. (1994) Enforcement of the legal minimum drinking age in the United States. *Journal of Public Health Policy* 15:37-53.
- Wagenaar, A.C. and Wolfson, M. (1995) Deterring sales and provision of alcohol to minors: A study of enforcement in 295 counties in four states. *Public Health Reports* 110:419-427.
- Wagner, F.A., and Anthony, J.C. (2002). From first drug use to drug dependence: developmental periods of risk for dependence upon marijuana, cocaine and alcohol. *Neuropsychopharmacology* 26 479-488.
- Wallack, L., Dorfman, L., Jernigan, D. and Themba, M. (1993). Media advocacy and public health – power for prevention. Newbury Park, CA: Sage.
- Wallin E., Hjalmarsson K., Lindewald B., and Andréasson S. (1999). Effects of RBS Training: A Focus Group Study. Paper presented at the 25th annual meeting of the Kettill Bruun Society for Social and Epidemiological Research on Alcohol, Montreal, Canada.
- Wallin E; Norstrom T; Andréasson S (2003) Alcohol prevention targeting licensed premises: a study of effects on violence *J Stud Alcohol* 2003 Mar;64(2): 270-7.
- Walsh G.W., Bondy S.J., and Rehm J. (1998) Review of Canadian low-risk drinking guidelines and their effectiveness. *Canadian Journal of Public Health* 89, 241-247.
- Wannamethee, G. and Shaper, A. G. (1992) Alcohol and sudden cardiac death, *British Heart Journal*, 68, 443-448.
- Warburton A.L. and Shepherd J.P. (2000) Effectiveness of toughened glassware in terms of reducing injury in bars: a randomized controlled trial. *Injury Prevention* 6, 36-40.
- Watson, D. and Parsons, S. (2005). Domestic Abuse of Women and Men in Ireland: Report on the National Study of Domestic Abuse National Crime Council: www.crimecouncil.ie.
- Watt, K., Purdie, D.M., Roche, A.M. and McClure, R.J. (2004) Risk of injury from acute alcohol consumption and the influence of confounders. *Addiction* 99 1262-1273.
- Wechsler, H., Davenport, A., Dowdall, G., Moeykens, B. and Castillo, S. (1994) Health and behavioral consequences of binge drinking in college: a national survey of students at 140 campuses. *JAMA*, 272, 1672-1677.
- Wechsler, H., Dowdall, G. W., Davenport, A. and Castillo, S. (1995) Correlates of college student binge drinking. *American Journal of Public Health*, 85, 921-926.
- Wechsler, H., Dowdall, G. W., Maenner, G., Gledhill-Hoyt, J. and Lee, H. (1998) Changes in binge drinking and related problems among American college students between 1993 and 1997: results of the Harvard School of Public Health College Alcohol Study. *Journal of American College Health*, 47, 57-68.
- Weitzman ER; Chen YY (2005) Risk modifying effect of social capital on measures of heavy alcohol consumption, alcohol abuse, harms, and secondhand

- effects: national survey findings. *J Epidemiol Community Health* 2005 Apr;59(4):303-9.
- Weitzman, E.R., Folkman, A., Folkman, K.L. and Wechsler, H. (2003). Relationship of Alcohol Outlet Density to Heavy and Frequent Drinking and Drinking-related Problems among College Students at Eight Universities. *Health and Place*, 9 (1): 1-6.
- Wells S., Graham K., and West P. (1998) "The good, the bad, and the ugly": Responses by security staff to aggressive incidents in public drinking settings. *Journal of Drug Issues* 28, 817-836.
- Wells S., Graham K., and West P. (2000) Alcohol-related aggression in the general population. *Journal of Studies on Alcohol*. 61, 626-632.
- Wells, J.E., Horwood, L.J. and Fergusson, D.M. (2004) Drinking patterns in mid-adolescence and psychosocial outcomes in late adolescence and early adulthood. *Addiction* 99 1529-1541.
- Wells, S. and Graham, K. (2003). Aggression involving alcohol: Relationship to drinking patterns and social context, *Addiction*, 98(1), 33-42.
- Wells, S., Graham, K., Speechley, M. and Koval, J.J. (2005) Drinking patterns, drinking contexts and alcohol-related aggression among late adolescent and young adult drinkers. *Addiction* 100 933-944.
- Werck, C.E. (2003) One-year follow-up results of the STARS for Families alcohol prevention program. *Health Educ. Res.*, 18: 74-87.
- White, H.R. and Chen, P-H (2002). Problems drinking and intimate partner violence. *Journal of Studies on Alcohol*, 63: 205-214.
- Whitlock, E. P., Polen, M. R., Green, C. A., Orleans, T. and Klein, J. (2004) Behavioral counseling interventions in primary care to reduce risky/harmful alcohol use by adults: a summary of the evidence for the US Preventive Services Task Force. *Annals of Internal Medicine*, 140, 557-568.
- WHO (2004). Global status report on alcohol 2004. Geneva: Department of Mental Health and Substance
- Widom, C.S. and Hiller-Sturmhofel, S. (2001) Alcohol abuse as a risk factor for and consequence of child abuse. *Alcohol Research and Health* 25 52-57.
- Wilk, A. I., Jensen, N. M. and Havighurst, T. C. (1997) Meta-analysis of randomized control trials addressing brief interventions in heavy alcohol drinkers, *Journal of General Internal Medicine*, 12, 274-283.
- Williams C.L., Perry C.L., Dudovitz B., Veblen-Mortenson S., Anstine P.S., Komro K.A., and Toomey T.L. (1995) A home-based prevention program for sixth-grade alcohol use: Results from Project Northland. *Journal of Primary Prevention* 16, 125-147.
- Wilsnack, R. W., Vogeltanz, N. D., and Wilsnack, S. C. (2000). "Gender Differences in Alcohol Consumption and Adverse Drinking Consequences: Cross-Cultural Patterns." *Addiction*, 95(2): 251-65.
- Wilson, R., And Dufour, M., Eds. (2000). *Epidemiology of Alcohol Problems in Small Geographic Areas*. NIAAA Research Monograph No. 36. NIH Pub. No. 00-4357. Bethesda, MD: National Institute on Alcohol Abuse and Alcoholism.
- Wingood GM, DiClemente RJ, Bernhardt JM, et al. (2003). A prospective study of exposure to rap music videos and African American female adolescents' health. *Am J Public Health* 98:437-9.
- World Health Organization (2004). *Neuroscience of psychoactive substance use and dependence*. Geneva: World Health Organization.
- World Health Organization (2007). WHO Expert Committee on Problems Related to Alcohol Consumption http://www.who.int/substance_abuse/expert_committee_alcohol/en/index.html. Accessed June 2007.
- Wutzke, S., Conigrave, K., Saunders, J. and Hall, W. (2002) The long-term effectiveness of brief interventions for unsafe alcohol consumption: a 10-year follow-up. *Addiction*, 97, 665-675.
- Wyllie A, Holibar F, Casswell S, Fuamatu N, Aiolutepa K, Moewaka Barnes H, et al. (1997). A qualitative investigation of responses to televised alcohol advertisements. *Contemporary Drug Problems*. 24: 103-32.
- Wyllie A, Zhang JF, Casswell S. (1998a). Responses to televised alcohol advertisements associated with drinking behaviour of 10-17-year-olds. *Addiction*. 93(3):361-71.
- Wyllie A., Waa A. and Zhang J.F. (1996) *Alcohol and Moderation Advertising Expenditure and Exposure: 1996*. Auckland, New Zealand: University of Auckland.
- Wyllie, A.; Zhang, J.F.; and Casswell, S. (1998b) Positive responses to televised beer advertisements associated with drinking and problems reported by 18- to 29-year-olds. *Addiction* 93(5):749-760.
- Yarnell, J., Yu, S., Arveiler, D., Haas, B., Dallongeville, J., Montaye, M., Amouyel, P., Ferrières, J., Ruidavets, J-B., Evans, A., Bingham, A., and Ducimetière, P. (2005). "Education, Socioeconomic and Lifestyle Factors, and Risk of Coronary Heart Disease: the PRIME Study." *International Journal of Epidemiology*, 34(2): 268-75.
- Zador, P., Krawchuk, S. and Voas, R. (2000). Alcohol-related relative risk of driving fatalities and driver impairment in fatal crashes in relation to driver age and gender: an update using 1996 data. *Journal of Studies on Alcohol* 61 387-395.
- Zatonski. W. & Manczuk. M. (2007). *Injuries in Europe: Role of Alcohol*. Paper presented to Kettil Bruun Society 2006.
- Zhang L, Wiecezok W, Welte J (1997) The nexus between alcohol and violent crime. *Alcoholism, Clinical and Experimental Research*, 21, 1264-1271.
- Zhu, L., Gorman, D.M. and Horel, S. (2004). Alcohol outlet density and violence: a geospatial analysis. *Alcohol and Alcoholism* 39 369-375.

