

There's a lot more slowing down your Wi-Fi traffic than you realized.

Eye P.A. is an 802.11 troubleshooting tool that looks at all of the conversations on a Wi-Fi channel – even the traffic that isn't yours. This type of visual packet analysis shows you the congestion caused by the neighboring networks that share your channel.

EYE P.A. HELPS YOU

Measure Wi-Fi Retransmissions

High levels of BSSID and Client retransmissions eat up airtime, causing network slowdowns. Eye P.A. crunches through a Wi-Fi capture to put the retransmission levels of a network right at your fingertips. Simply select the BSSIDs you'd like to analyze and Eye P.A. will do the work for you by automatically calling out the MAC address of each client conversation with a high percentage of retransmissions. Sometimes retransmissions from other networks may affect your network's performance. Eye P.A.'s multi-layered pie charts, or "TreePies", help you visualize every top talker on a channel, along with what their data rate and retransmission level were.

Discover Legacy Data Rates

Legacy 802.11 devices in the environment require a significant amount of extra overhead. This can reduce your network's available bandwidth on a channel. Eye P.A.'s analysis engine discovers legacy devices on the wireless network for you. If there aren't legacy devices on the network but legacy device support is enabled, Eye P.A. will alert you based on the current configuration settings to help reduce unnecessary overhead and improve the performance of the Wi-Fi.

Filter Faster

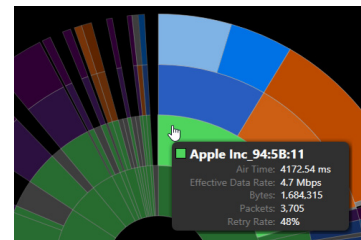
Eye P.A. features a powerful filtering engine that allows you to display only the information you're most interested in. Filterable data includes SSID, MAC address, Subframe Types, and more that help you to track roaming events or isolate traffic from a specific type of Wi-Fi device. You can also use the adjustable time graph to select the time span to improve the granularity of your capture. The filters you apply will update all of the TreePies and associated data tables to reflect what you've determined to be important. Eye P.A.'s filtering engine is considerably faster than that used by Wireshark, which means you'll get the job done quicker.

Get Expert Advice for your Wi-Fi

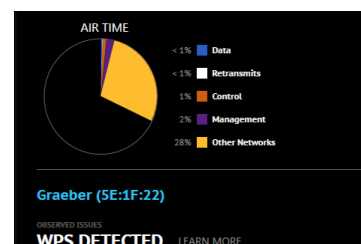
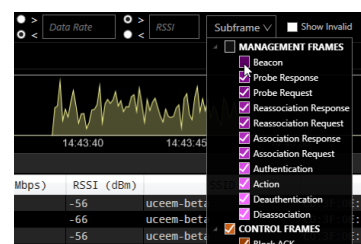
In the Analyze Tab, you'll find tips and fixes for common problems, based on your packet capture. You will be alerted to the use of a non-standard channel, legacy data rates & devices, and the presence of protection mechanisms – all of which are common culprits in reduced network performance. In addition, Eye P.A. will let you know if the network you're optimizing is properly secured.

SOFTWARE

PACKET ANALYSIS for 802.11

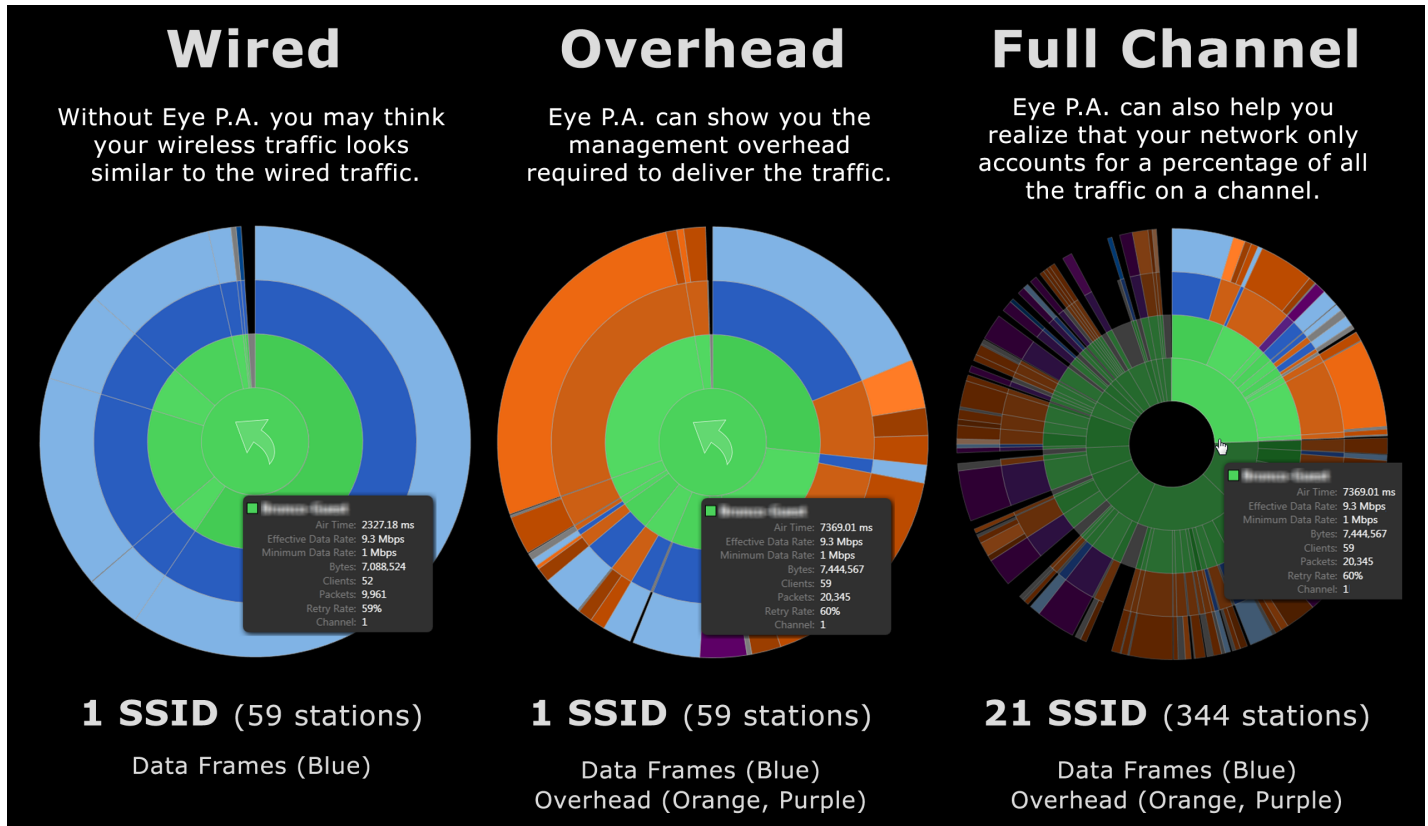


Flags	Subframe Type	Data Rate
QoS Data		5.5
ACK		2
QoS Data		5.5
ACK		2
Probe Response		2
QoS Data		5.5
ACK		2
QoS Data		5.5
ACK		2
Probe Response		2



Get Network Visibility

Eye P.A. provides a visual breakdown of who and what is eating up your channel bandwidth.



Eye P.A. is an indispensable tool for Wi-Fi Engineers and troubleshooters.

- Measure WLAN network retransmission
- Identify "slow talkers" on your wireless network
- Optimize your Wi-Fi settings
- Improve overall network throughput and capacity

Requirements

OPERATING SYSTEM: **Microsoft® Windows 8, 7, Vista**

MAC OS X VIRTUALIZATION: **VMWare Fusion, Parallels**

DISPLAY RESOLUTION: **1024 x 768 (or greater)**

FRAMEWORK: **Microsoft .NET 4, WinPcap**

RAM: **4GB (minimum)**

DIRECT CAPTURE: **AirPcap Nx, AirPcap Classic**

Use Eye P.A. With

- AirPcap Nx for Direct Capture
- WireShark .pcap and .pcap-ng
- WildPackets Omnipcap .pkt and .apc
- Microsoft Network Monitor .cap

MetaCare Assurance Plan

Purchase includes one year of software feature updates & maintenance. Two and three-year options are available.

www.metageek.net/metacare

GET A FREE 15-DAY TRIAL

<http://bit.ly/YIED95>