



**EHF EURO 2014™**


**HUNGARY-CROATIA**

**WOMEN • 7-21 DECEMBER**

# Qualification Media Guide



**EUROPEAN HANDBALL  
FEDERATION**






**EHF EURO 2014™**

**HUNGARY-CROATIA**

**WOMEN • 7-21 DECEMBER**

**Official Women's EHF EURO 2014 Website**  
**[www.ehf-euro.com/CROHUN2014/](http://www.ehf-euro.com/CROHUN2014/)**

**Official Women's EHF EURO 2014 Facebook**  
**[www.facebook.com/ehfeuro](http://www.facebook.com/ehfeuro)**





# Table of contents

<b>Foreword</b>	<b>5</b>	<b>Group 5 overview</b>	<b>44</b>
<b>Qualification information</b>	<b>6</b>	Sweden	45
<b>Group 1 overview</b>	<b>8</b>	Serbia	47
Denmark	9	Slovenia	49
Ukraine	11	Switzerland	51
Austria	13	<b>Group 6 overview</b>	<b>53</b>
Lithuania	15	Norway	54
<b>Group 2 overview</b>	<b>17</b>	Romania	56
France	18	Belarus	58
Iceland	20	<b>Group 7 overview</b>	<b>60</b>
Slovakia	22	Russia	61
Finland	24	Germany	63
<b>Group 3 overview</b>	<b>26</b>	FYR Macedonia	65
Montenegro	27	<b>EHF EURO 2014 hosts</b>	<b>68</b>
Czech Republic	29	<b>EHF EURO 2014 venues</b>	<b>69</b>
Poland	31	<b>Previous Women's EHF EURO host nations and winners</b>	<b>70</b>
Portugal	33		
<b>Group 4 overview</b>	<b>35</b>		
Spain	36		
Netherlands	38		
Turkey	40		
Italy	42		





## Foreword



Dear Media Representative,

The 11<sup>th</sup> edition of the Women's EHF European Handball Championship, the EHF EURO 2014, will be hosted by Hungary and Croatia from 7 to 21 December 2014.

However, as we know, the road to the final tournament is long.

The EHF EURO 2014 Qualification is to be played out over six rounds in the months of October 2013, March and June 2014.

Twenty-six teams that were placed into the seven groups at the draw event in Veszprem, Hungary, on 26 May 2013 are now preparing and training hard for decisive matches that will take 14 national teams to Hungary and Croatia.

Playing in a round-robin system (home and away), the teams seated on first and second place at the end of the qualification in June 2014 will proceed to the final tournament. The organising federations Hungary and Croatia already qualified directly.

In anticipation of the media attention surrounding the qualification matches in the hosting European cities, handball stakeholders can expect spectacular sportsmanship, uncountable thrills and passion - not only from the players - but also from the fans in the arenas.

The European Handball Federation is looking forward to working once again with our longstanding media partner: INFRONT Sports & Media AG – where EHF EURO cooperation dates back to the men's inaugural event in 1994 in Portugal.

With the intention of reaching an ever wider audience, especially on TV, the EHF will continue to use the harmonised advertising set-up in all hosting arenas designed to present the optimal handball experience.

On behalf of the European Handball Federation, I take this opportunity to wish the teams participating in the EHF EURO 2014 Qualification, in the spirit of Fair Play, the best of luck and I hope to welcome you in Hungary and Croatia in December 2014.

**Jean Brihault**  
EHF President



## Qualification information



The Women's EHF EURO 2014 Qualification, starting from October 2013, will be played by 26 national teams from across Europe.

These 26 teams are: Austria, Belarus, Czech Republic, Denmark, Spain, Finland, France, Germany, Iceland, Italy, Lithuania, FYR Macedonia, Montenegro, Netherlands, Norway, Poland, Portugal, Romania, Russia, Slovenia, Serbia, Switzerland, Slovakia, Sweden, Turkey, Ukraine.

The organising nations, Hungary and Croatia, are directly qualified.

At the qualification draw in May 2013 the 26 teams were drawn into five groups of four teams each and two groups of three teams each. These groups are:

**Group 1:** Denmark, Ukraine, Austria, Lithuania

**Group 2:** France, Iceland, Slovakia, Finland

**Group 3:** Montenegro, Czech Republic, Poland, Portugal

**Group 4:** Spain, Netherlands, Turkey, Italy

**Group 5:** Sweden, Serbia, Slovenia, Switzerland

**Group 6:** Norway, Romania, Belarus

**Group 7:** Russia, Germany, FYR Macedonia



The EHF EURO 2014 Qualification marks the first time that the defending champions, i.e. Montenegro as the winners of the EHF EURO 2012 in Serbia, do not qualify directly for the following final tournament.

The qualification will be played in a round-robin system with each team facing its respective opponents in one home and one away match.

The two top ranked squads of each group will qualify for the final tournament.

The first two rounds of this qualification phase for the Women's EHF EURO 2014 will be played from 23 to 27 October 2013.

Rounds 3 and 4 will be played from 26 to 30 March 2014 and the final rounds, 5 and 6, will be played from 11 to 15 June 2014.

The final tournament with 16 nations takes place from 7 to 21 December 2014 in Hungary and Croatia.



32

PRVA BANKA  
OSNOVAN 1901

BAUHAUS

PRVA BANKA CG  
OSNOVAN 1901

6

Gjensidige

OSNOVAN 1901

Gjensidige



## Qualification Group 1




Denmark



Ukraine



Austria



Lithuania

### Qualification schedule Group 1

Date	Time	Place	Teams
24.10.2013	18:00	Zaporozhye / UKR	Ukraine vs. Lithuania
24.10.2013	21:00	Roskilde / DEN	Denmark vs. Austria
27.10.2013	18:00	Panevezys / LTU	Lithuania vs. Denmark
27.10.2013	20:25	Krems / AUT	Austria vs. Ukraine
26.-27.03.2014		/ UKR	Ukraine vs. Denmark
26.-27.03.2014		/ LTU	Lithuania vs. Austria
29.-30.03.2014		/ DEN	Denmark vs. Ukraine
29.-30.03.2014		/ AUT	Austria vs. Lithuania
11.-12.06.2014		/ AUT	Austria vs. Denmark
11.-12.06.2014		/ LTU	Lithuania vs. Ukraine
14.-15.06.2014		/ DEN	Denmark vs. Lithuania
14.-15.06.2014		/ UKR	Ukraine vs. Austria





## Denmark



### Achievements

#### EHF EURO

1994, 1996, 2002

1998, 2004

#### Olympic Games

1996, 2000, 2004

#### World Championships

1997

1962, 1993

#### Media contact

Bodil Kjaergaard  
+45 4326 2409  
bodil.kjaergaard@dhf.dk  
www.dhf.dk



#### Team profile

For exactly a decade – from 1994 to 2004 – the Danish national team became one of the biggest sport successes, if not the biggest, of all time: Olympic champions in 1996, 2000 and 2004, world champions in 1997 and European champions in 1994, 1996 and 2002. Since then more medals have eluded the team despite reaching the semi-finals at the EHF EURO 2010 and the World Championship 2011.

Nevertheless Denmark have a strong team in which more and more young players are integrated. And coach Jan Pytlick can rely on the fact that the pool of talented young players will not dry out soon, as Denmark won the women's competition at the 2013 European Youth Olympic Festival followed by double-bronze, first at the Women's 19 EHF EURO on home court, then at the Women's 17 EHF EURO in Poland.

#### EHF European Championship (qualification) record

Year	Stage	MP	W	D	L	Goals	Diff.	Pts.	Rank
1994	Qualif.	6	4	1	1	188:117	+71	9:3	2nd Gr.6
1994	Runners Up	2	2	0	0	46:36	+10	4:0	Won vs. BUL
<b>1994</b>	<b>EHF EURO</b>	<b>7</b>	<b>7</b>	<b>0</b>	<b>0</b>	<b>186:151</b>	<b>+35</b>	<b>14:0</b>	<b>Winners</b>
<b>1996</b>	<b>EHF EURO</b>	<b>7</b>	<b>7</b>	<b>0</b>	<b>0</b>	<b>197:146</b>	<b>+51</b>	<b>14:0</b>	<b>Winners</b>
<b>1998</b>	<b>EHF EURO</b>	<b>7</b>	<b>5</b>	<b>0</b>	<b>2</b>	<b>189:163</b>	<b>+26</b>	<b>10:4</b>	<b>Runners-up</b>
2000	Play-off	2	2	0	0	63:40	+23	4:0	Won vs. SVK
<b>2000</b>	<b>EHF EURO</b>	<b>6</b>	<b>1</b>	<b>1</b>	<b>4</b>	<b>151:159</b>	<b>-8</b>	<b>3:9</b>	<b>10th place</b>
<b>2002</b>	<b>EHF EURO</b>	<b>8</b>	<b>8</b>	<b>0</b>	<b>0</b>	<b>200:171</b>	<b>+29</b>	<b>16:0</b>	<b>Winners</b>
<b>2004</b>	<b>EHF EURO</b>	<b>8</b>	<b>6</b>	<b>0</b>	<b>2</b>	<b>202:189</b>	<b>+13</b>	<b>12:4</b>	<b>Runners-up</b>
<b>2006</b>	<b>EHF EURO</b>	<b>6</b>	<b>2</b>	<b>0</b>	<b>4</b>	<b>148:156</b>	<b>-8</b>	<b>4:8</b>	<b>11th place</b>
2008	Play-off	2	1	0	1	45:44	+1	2:2	Won vs. TUR
<b>2008</b>	<b>EHF EURO</b>	<b>6</b>	<b>2</b>	<b>1</b>	<b>3</b>	<b>145:160</b>	<b>-15</b>	<b>5:7</b>	<b>11th place</b>
<b>2010</b>	<b>EHF EURO</b>	<b>8</b>	<b>5</b>	<b>0</b>	<b>3</b>	<b>192:175</b>	<b>+17</b>	<b>10:6</b>	<b>4th place</b>
2012	Qualif. 2	6	4	0	2	171:137	+34	8:4	2nd Gr.6
<b>2012</b>	<b>EHF EURO</b>	<b>7</b>	<b>5</b>	<b>0</b>	<b>2</b>	<b>217:206</b>	<b>+11</b>	<b>10:4</b>	<b>5th place</b>
-----									
Total Qualif.		18	13	1	4	513:374	+139	27:9	
<b>Total EHF EURO</b>		<b>70</b>	<b>48</b>	<b>2</b>	<b>20</b>	<b>1827:1676</b>	<b>+151</b>	<b>98:42</b>	



## Denmark – National Team Statistics

### Team records – EHF European Championship qualification

Biggest win:	41:13 (14:8) v Moldova @ Kalundborg DEN, 07.10.1993
Biggest defeat:	31:25 (12:10) v Croatia @ Zagreb CRO, 12.06.1993
Longest winning run:	5 matches (20.10.1993 – 16.04.2000)
Longest unbeaten run:	9 matches (15.09.1993 – 16.04.2000)
Longest losing run:	2 matches (21.03.2012 – 24.03.2012)
Longest run without win:	2 matches (21.03.2012 – 24.03.2012)
Current run:	2 matches won (30.05.2012 – 02.06.2012)

### Head-to-head encounters

#### AUT vs DEN

<b>15.07.1957</b>	<b>Virovitica YUG</b>	<b>AUT-DEN</b>	<b>A-WCh – Group A</b>	<b>4:9 (3:5)</b>
<b>20.07.1957</b>	<b>Novi Sad YUG</b>	<b>DEN-AUT</b>	<b>A-WCh – Place 5/6</b>	<b>10:6 (3:3)</b>
08.04.1973	Hørsholm/Sjælland DEN	DEN-AUT	A-WCh-Qual.	15:9 (10:4)
15.04.1973	Wien AUT	AUT-DEN	A-WCh-Qual.	5:8 (2:5)
<b>29.11.1981</b>	<b>Tarm DEN</b>	<b>DEN-AUT</b>	<b>B-WCh – Group A</b>	<b>11:9 (6:4)</b>
<b>14.12.1983</b>	<b>Chorzów POL</b>	<b>DEN-AUT</b>	<b>B-WCh – Place 7/8</b>	<b>23:13 (14:6)</b>
<b>05.11.1986</b>	<b>Castellón de la Plana ESP</b>	<b>AUT-DEN</b>	<b>C-WCh – Group A</b>	<b>17:17 (8:6)</b>
<b>15.12.1987</b>	<b>Burgas BUL</b>	<b>AUT-DEN</b>	<b>B-WCh – MR-Group II</b>	<b>19:18 (10:11)</b>
<b>03.12.1989</b>	<b>Randers DEN</b>	<b>DEN-AUT</b>	<b>B-WCh – Group A</b>	<b>16:16 (8:8)</b>
<b>19.09.1994</b>	<b>Waiblingen GER</b>	<b>DEN-AUT</b>	<b>ECh – Group A</b>	<b>28:21 (15:12)</b>
<b>14.12.1995</b>	<b>Wiener Neustadt AUT</b>	<b>AUT-DEN</b>	<b>WCh – 1/4-final</b>	<b>23:24 (11:10, 19:19)</b>
<b>07.12.1996</b>	<b>Brøndby/Sjælland DEN</b>	<b>DEN-AUT</b>	<b>ECh – Group A</b>	<b>29:16 (14:6)</b>
<b>19.12.1998</b>	<b>Amsterdam NED</b>	<b>AUT-DEN</b>	<b>ECh – 1/2-final</b>	<b>24:35 (9:22)</b>
<b>19.09.2000</b>	<b>Sydney AUS</b>	<b>AUT-DEN</b>	<b>OG – Group B</b>	<b>26:30 (13:16)</b>
<b>13.12.2001</b>	<b>Bressanone – Brixen ITA</b>	<b>DEN-AUT</b>	<b>WCh – 1/4-final</b>	<b>27:26 (15:15)</b>
<b>11.12.2002</b>	<b>Århus DEN</b>	<b>DEN-AUT</b>	<b>ECh – MR-Group I</b>	<b>26:20 (13:13)</b>
<b>14.12.2004</b>	<b>Debrecen HUN</b>	<b>DEN-AUT</b>	<b>ECh – MR-Group II</b>	<b>25:22 (16:14)</b>
<b>09.12.2005</b>	<b>St. Petersburg RUS</b>	<b>AUT-DEN</b>	<b>WCh – Group C</b>	<b>42:35 (23:17)</b>
<b>12.12.2009</b>	<b>Yangzhou CHN</b>	<b>DEN-AUT</b>	<b>WCh – MR-Group I</b>	<b>30:27 (15:16)</b>

#### DEN vs LTU

<b>25.11.1993</b>	<b>Skien NOR</b>	<b>DEN-LTU</b>	<b>WCh – Group B</b>	<b>25:23 (13:12)</b>
-------------------	------------------	----------------	----------------------	----------------------

#### DEN vs UKR

<b>21.09.1994</b>	<b>Bonn GER</b>	<b>DEN-UKR</b>	<b>ECh – Group A</b>	<b>21:20 (9:14)</b>
<b>09.12.2000</b>	<b>București ROU</b>	<b>UKR-DEN</b>	<b>ECh – Group B</b>	<b>29:29 (15:13)</b>
<b>08.12.2001</b>	<b>Bolzano – Bozen ITA</b>	<b>DEN-UKR</b>	<b>WCh – Group A</b>	<b>30:16 (17:7)</b>
<b>06.12.2002</b>	<b>Århus DEN</b>	<b>DEN-UKR</b>	<b>ECh – Group B</b>	<b>27:23 (14:12)</b>
<b>27.08.2004</b>	<b>Athína GRE</b>	<b>UKR-DEN</b>	<b>OG – 1/2-final</b>	<b>20:29 (11:13)</b>
<b>12.12.2005</b>	<b>St. Petersburg RUS</b>	<b>DEN-UKR</b>	<b>WCh – MR-Group II</b>	<b>28:28 (13:17)</b>
03.06.2007	Aalborg DEN	DEN-UKR	WCh-Playoff	30:30 (15:17)
09.06.2007	Zaporozhye UKR	UKR-DEN	WCh-Playoff	28:24 (15:9)
<b>11.12.2008</b>	<b>Ohrid MKD</b>	<b>DEN-UKR</b>	<b>ECh – MR-Group I</b>	<b>25:30 (12:18)</b>


#### Legend

ECh – European Championship; WCh – World Championship; A-WCh – A-World Championship; B-WCh – B-World Championship; C-WCh – C-World Championship; OG – Olympic Games; MR – Main Round; Qual. – Qualification; Pre-Qual. – Pre-Qualification; MP – Matches Played; W – Wins; D – Draws; L – Losses

**Bold** denotes a final tournament (European Championship, World Championship, Olympic Games)



# Ukraine



## Achievements

### EHF EURO

2 2000

### Olympic Games

3 2004



### Team profile

Since 1991 women's handball in the Ukraine has rapidly developed. The women's national team has participated at every edition of the EHF EURO. However, laudable success continues to evade the team. With the exception of a silver performance in Romania (2002), the team has never ranked in the top five. At the EHF EURO 2012 in Serbia the team did not even make it to the main round. The only other handball

success story of the women's national team was the surprising performance at the 2004 Olympic Games in Athens; in their first and only appearance at this level, the national team won bronze medal under the leadership of Coach Leonid Ratner. The stars in the team are the prolific and very tall back court players Anastasiya Pidpalova and Victoriya Borshchenko as well as goalkeeper Olga Laiuk.

### Media contact

Vasili Yumashev  
+380 44 2397360  
uhf@nbi.ua  
www.handball.net.ua

### EHF European Championship (qualification) record

Year	Stage	MP	W	D	L	Goals	Diff.	Pts.	Rank
1994	Qual.	6	5	0	1	147:111	+36	10:2	1st Gr.1
<b>1994</b>	<b>EHF EURO</b>	<b>6</b>	<b>2</b>	<b>0</b>	<b>4</b>	<b>126:135</b>	<b>-9</b>	<b>4:8</b>	<b>11th Place</b>
1996	Qualif.	6	3	0	3	108:116	-8	6:6	3rd Gr.2
<b>1996</b>	<b>EHF EURO</b>	<b>6</b>	<b>2</b>	<b>0</b>	<b>4</b>	<b>141:144</b>	<b>-3</b>	<b>4:8</b>	<b>9th Place</b>
1998	Qualif.	6	3	1	2	156:147	+9	7:5	1st Gr.5
<b>1998</b>	<b>EHF EURO</b>	<b>6</b>	<b>3</b>	<b>0</b>	<b>3</b>	<b>163:148</b>	<b>+15</b>	<b>6:6</b>	<b>7th Place</b>
2000	Play-off	2	1	0	1	54:50	+4	2:2	Won vs. POL
<b>2000</b>	<b>EHF EURO</b>	<b>7</b>	<b>3</b>	<b>3</b>	<b>1</b>	<b>188:176</b>	<b>+12</b>	<b>9:5</b>	<b>Runners-up</b>
<b>2002</b>	<b>EHF EURO</b>	<b>6</b>	<b>1</b>	<b>0</b>	<b>5</b>	<b>132:167</b>	<b>-35</b>	<b>2:10</b>	<b>12th Place</b>
200	Play-off	2	2	0	0	54:49	+5	4:0	Won vs. POR
<b>2004</b>	<b>EHF EURO</b>	<b>7</b>	<b>4</b>	<b>0</b>	<b>3</b>	<b>173:172</b>	<b>+1</b>	<b>8:6</b>	<b>6th Place</b>
2006	Play-off	2	2	0	0	54:46	+8	4:0	Won vs. SVK
<b>2006</b>	<b>EHF EURO</b>	<b>3</b>	<b>0</b>	<b>0</b>	<b>3</b>	<b>73:86</b>	<b>-13</b>	<b>0:6</b>	<b>13th Place</b>
2008	Play-off	2	2	0	0	58:51	+7	4:0	Won vs. SVK
<b>2008</b>	<b>EHF EURO</b>	<b>6</b>	<b>2</b>	<b>1</b>	<b>3</b>	<b>168:172</b>	<b>-4</b>	<b>5:7</b>	<b>10th Place</b>
2010	Qualif.	6	5	1	0	197:160	+37	11:1	1st Gr.1
<b>2010</b>	<b>EHF EURO</b>	<b>6</b>	<b>1</b>	<b>0</b>	<b>5</b>	<b>134:170</b>	<b>-36</b>	<b>2:10</b>	<b>12th Place</b>
2012	Qualif. 2	6	5	0	1	151:135	+16	10:2	1st Gr.7
<b>2012</b>	<b>EHF EURO</b>	<b>3</b>	<b>0</b>	<b>0</b>	<b>3</b>	<b>62:68</b>	<b>-6</b>	<b>0:6</b>	<b>14th Place</b>
Total Qualif.		38	28	2	8	979:865	+114	58:18	
<b>Total EHF EURO</b>		<b>56</b>	<b>18</b>	<b>4</b>	<b>34</b>	<b>1360:1438</b>	<b>-78</b>	<b>40:72</b>	



## Ukraine – National Team Statistics

### Team records – EHF European Championship qualification

Biggest win:	31:15 (17:5) v Slovenia @ Kyiv UKR, 20.10.1993
Biggest defeat:	29:18 (14:7) v Poland @ Głogów POL, 15.04.2000
Longest winning run:	8 matches (29.05.2004 – 17.10.2009)
Longest unbeaten run:	14 matches (29.05.2004 – 23.10.2011)
Longest losing run:	2 matches (03.02.1996 – 06.03.1996)
	2 matches (07.04.1996 – 11.02.1998)
Longest run without win:	2 matches (03.02.1996 – 06.03.1996)
	2 matches (07.04.1996 – 11.02.1998)
Current run:	3 matches won (25.03.2012 – 03.06.2012)

### Head-to-head encounters

#### AUT vs UKR

17.09.1994	Waiblingen GER	AUT-UKR	ECh – Group A	24:16 (16:10)
16.12.1998	Amsterdam NED	AUT-UKR	ECh – Group A	30:24 (17:14)
30.11.1999	Trondheim NOR	AUT-UKR	WCh – Group B	26:25 (11:12)
10.12.2002	Århus DEN	AUT-UKR	ECh – MR-Group I	32:19 (15:12)
10.12.2009	Zhangjiagang CHN	AUT-UKR	WCh – Group B	31:32 (17:15)

#### DEN vs UKR

21.09.1994	Bonn GER	DEN-UKR	ECh – Group A	21:20 (9:14)
09.12.2000	București ROU	UKR-DEN	ECh – Group B	29:29 (15:13)
08.12.2001	Bolzano – Bozen ITA	DEN-UKR	WCh – Group A	30:16 (17:7)
06.12.2002	Århus DEN	DEN-UKR	ECh – Group B	27:23 (14:12)
27.08.2004	Athína GRE	UKR-DEN	OG – 1/2-final	20:29 (11:13)
12.12.2005	St. Petersburg RUS	DEN-UKR	WCh – MR-Group II	28:28 (13:17)
03.06.2007	Aalborg DEN	DEN-UKR	WCh-Playoff	30:30 (15:17)
09.06.2007	Zaporozhye UKR	UKR-DEN	WCh-Playoff	28:24 (15:9)
11.12.2008	Ohrid MKD	DEN-UKR	ECh – MR-Group I	25:30 (12:18)

#### LTU vs UKR

11.12.1996	Fredericia DEN	LTU-UKR	ECh – Group B	20:27 (12:16)
24.05.2003	Vilnius LTU	LTU-UKR	WCh-Playoff	28:23 (13:11)
01.06.2003	Kyiv UKR	UKR-LTU	WCh-Playoff	34:22 (13:12)

#### Legend

ECh – European Championship; WCh – World Championship; A-WCh – A-World Championship; B-WCh – B-World Championship; C-WCh – C-World Championship; OG – Olympic Games; MR – Main Round; Qual. – Qualification; Pre-Qual. – Pre-Qualification; MP – Matches Played; W – Wins; D – Draws; L – Losses

**Bold** denotes a final tournament (European Championship, World Championship, Olympic Games)



## Austria



### Achievements

#### EHF EURO

1996

#### World Championships

2001



#### Team profile

In the 1990s and the early years of the new millennium Austria were one of the powerhouses in women's handball, winning bronze at the EHF EURO 1996 and at the World Championships 1999. Hypo Niederösterreich stalwarts such as Ausra Fridrikas were the key players of the national team which went into decline at the same time as Hypo's 'golden era' came to an end. Austria have not qualified for a major

tournament since 2009. Nowadays coach Herbert Müller has built a young team, relying on the talents which made their way through the successful youth and junior teams. The most experienced players of the squad are Gorica Acimovic (Hypo) and Katrin Engel (Thüringer HC), but young guns like Sonja Frey (also THC), who was voted MVP at the Women's 19 EHF EURO 2011 are bringing fresh blood to the team.

#### Media contact

Sabine Blattner  
+43 664 433 41 77  
presse@oehb.at  
www.oehb.at

#### EHF European Championship (qualification) record

Year	Stage	MP	W	D	L	Goals	Diff.	Pts.	Rank
1994	Qualif.	6	6	0	0	163:114	+49	12:0	1st Gr.3
<b>1994</b>	<b>EHF EURO</b>	<b>6</b>	<b>2</b>	<b>0</b>	<b>4</b>	<b>120:122</b>	<b>-2</b>	<b>4:8</b>	<b>9th Place</b>
1996	Qualif.	6	4	1	1	155:113	+42	9:3	2nd Gr.5
<b>1996</b>	<b>EHF EURO</b>	<b>7</b>	<b>5</b>	<b>0</b>	<b>2</b>	<b>175:150</b>	<b>+25</b>	<b>10:4</b>	<b>3rd Place</b>
1998	Qualif.	6	4	0	2	164:140	+24	8:4	1st Gr.1
<b>1998</b>	<b>EHF EURO</b>	<b>7</b>	<b>4</b>	<b>0</b>	<b>3</b>	<b>182:183</b>	<b>-1</b>	<b>8:6</b>	<b>4th Place</b>
2000	Qualif.	2	2	0	0	62:54	+8	4:0	Won vs. SWE
<b>2000</b>	<b>EHF EURO</b>	<b>6</b>	<b>0</b>	<b>0</b>	<b>6</b>	<b>111:179</b>	<b>-68</b>	<b>0:12</b>	<b>12th Place</b>
2002	Play-off	2	2	0	0	74:34	+40	4:0	Won vs. ITA
<b>2002</b>	<b>EHF EURO</b>	<b>6</b>	<b>3</b>	<b>0</b>	<b>3</b>	<b>159:150</b>	<b>+9</b>	<b>6:6</b>	<b>9th Place</b>
2004	Play-off	2	2	0	0	63:60	+3	4:0	Won vs. LTH
<b>2004</b>	<b>EHF EURO</b>	<b>6</b>	<b>2</b>	<b>0</b>	<b>4</b>	<b>164:170</b>	<b>-6</b>	<b>4:8</b>	<b>10th Place</b>
2006	Play-off	2	2	0	0	74:46	+28	4:0	Won vs. ITA
<b>2006</b>	<b>EHF EURO</b>	<b>6</b>	<b>2</b>	<b>0</b>	<b>4</b>	<b>153:200</b>	<b>-47</b>	<b>4:8</b>	<b>10th Place</b>
2008	Play-off	2	2	0	0	65:53	+12	4:0	Won vs. ITA
<b>2008</b>	<b>EHF EURO</b>	<b>3</b>	<b>0</b>	<b>0</b>	<b>3</b>	<b>53:86</b>	<b>-33</b>	<b>0:6</b>	<b>15th Place</b>
2010	Qualif.	6	3	0	3	150:145	+5	6:6	3rd Gr.3
2012	Qualif.	6	1	1	4	148:184	-36	3:9	3rd Gr.5
Total Qualif.		40	28	2	10	1118:943	+175	58:22	
<b>Total EHF EURO</b>		<b>47</b>	<b>18</b>	<b>0</b>	<b>29</b>	<b>1117:1240</b>	<b>-123</b>	<b>36:58</b>	



# Austria – National Team Statistics

## Team records – EHF European Championship qualification

Biggest win:	38:15 (22:8) v Italy @ Villach AUT, 06.06.2002
Biggest defeat:	39:17 (16:10) v Sweden @ Norrköping SWE, 24.03.2012
Longest winning run:	12 matches (02.05.1998 – 14.10.2009)
Longest unbeaten run:	12 matches (02.05.1998 – 14.10.2009)
Longest losing run:	3 matches (18.10.2009 – 04.04.2010)
Longest run without win:	5 matches (19.10.2011 – 30.05.2012)
Current run:	1 match won (02.06.2012)

## Head-to-head encounters

### AUT vs DEN

15.07.1957	Virovitica YUG	AUT-DEN	A-WCh – Group A	4:9 (3:5)
20.07.1957	Novi Sad YUG	DEN-AUT	A-WCh – Place 5/6	10:6 (3:3)
08.04.1973	Hørsholm/Sjælland DEN	DEN-AUT	A-WCh-Qual.	15:9 (10:4)
15.04.1973	Wien AUT	AUT-DEN	A-WCh-Qual.	5:8 (2:5)
29.11.1981	Tarm DEN	DEN-AUT	B-WCh – Group A	11:9 (6:4)
14.12.1983	Chorzów POL	DEN-AUT	B-WCh – Place 7/8	23:13 (14:6)
05.11.1986	Castellón de la Plana ESP	AUT-DEN	C-WCh – Group A	17:17 (8:6)
15.12.1987	Burgas BUL	AUT-DEN	B-WCh – MR-Group II	19:18 (10:11)
03.12.1989	Randers DEN	DEN-AUT	B-WCh – Group A	16:16 (8:8)
19.09.1994	Waiblingen GER	DEN-AUT	ECh – Group A	28:21 (15:12)
14.12.1995	Wiener Neustadt AUT	AUT-DEN	WCh – 1/4-final	23:24 (11:10, 19:19)
07.12.1996	Brøndby/Sjælland DEN	DEN-AUT	ECh – Group A	29:16 (14:6)
19.12.1998	Amsterdam NED	AUT-DEN	ECh – 1/2-final	24:35 (9:22)
19.09.2000	Sydney AUS	AUT-DEN	OG – Group B	26:30 (13:16)
13.12.2001	Bressanone – Brixen ITA	DEN-AUT	WCh – 1/4-final	27:26 (15:15)
11.12.2002	Århus DEN	DEN-AUT	ECh – MR-Group I	26:20 (13:13)
14.12.2004	Debrecen HUN	DEN-AUT	ECh – MR-Group II	25:22 (16:14)
09.12.2005	St. Petersburg RUS	AUT-DEN	WCh – Group C	42:35 (23:17)
12.12.2009	Yangzhou CHN	DEN-AUT	WCh – MR-Group I	30:27 (15:16)

### AUT vs LTU

29.05.2004	Vilnius LTU	LTU-AUT	ECh-Play-off	30:32 (14:17)
04.06.2004	Telfs AUT	AUT-LTU	ECh-Play-off	31:30 (18:10)

### AUT vs UKR

17.09.1994	Waiblingen GER	AUT-UKR	ECh – Group A	24:16 (16:10)
16.12.1998	Amsterdam NED	AUT-UKR	ECh – Group A	30:24 (17:14)
30.11.1999	Trondheim NOR	AUT-UKR	WCh – Group B	26:25 (11:12)
10.12.2002	Århus DEN	AUT-UKR	ECh – MR-Group I	32:19 (15:12)
10.12.2009	Zhangjiagang CHN	AUT-UKR	WCh – Group B	31:32 (17:15)

#### Legend

ECh – European Championship; WCh – World Championship; A-WCh – A-World Championship; B-WCh – B-World Championship; C-WCh – C-World Championship; OG – Olympic Games; MR – Main Round; Qual. – Qualification; Pre-Qual. – Pre-Qualification; MP – Matches Played; W – Wins; D – Draws; L – Losses

**Bold** denotes a final tournament (European Championship, World Championship, Olympic Games)



# Lithuania



## Media contact

Gintare Stankeviciute  
+370 5 2136335  
info@rankinis.lt  
www.rankinis.lt



## Team profile

Back in Soviet times, Lithuania and the country's top club, EGLE Vilnius, were the starting point for many international careers. Even a World Handball Player of the Year, eventual Austrian Austra Fridrikas, was born in Lithuania and played for Vilnius. Most of these big names at some point moved abroad such as Ingrida Radceviute or Ruta Latakaite who have played (Radceviute) or are still playing in Germany. In the past years

as the level of domestic competitions declined, Vilnius unfortunately lost their inspiring role, and so far Lithuania are still looking to make a big impact on the international courts. Since the World Championship 1995, they did not qualify for a major tournament.

Their most experienced player, Birute Stellbrink, will miss the start of the qualification due to an injury.

## EHF European Championship (qualification) record

Year	Stage	MP	W	D	L	Goals	Diff.	Pts.	Rank
1994	Qualif.	6	4	1	1	150:115	+35	9:3	2nd Gr.5
1994	Runners-Up	2	1	0	1	37:38	-1	2:2	Lost vs SWE
1996	Qualif.	6	3	0	3	129:125	+4	6:6	2nd Gr.1
<b>1996</b>	<b>EHF EURO</b>	<b>6</b>	<b>0</b>	<b>0</b>	<b>6</b>	<b>124:183</b>	<b>-59</b>	<b>0:12</b>	<b>12th Place</b>
1998	Qualif.	6	0	0	6	113:164	-51	0:12	4th Gr.3
2000	Qualif.	2	0	0	2	38:45	-7	0:4	Lost vs TUR
2002	Qualif.	2	2	0	0	59:41	+18	4:0	Won vs. SUI
2002	Qualif.	2	0	0	2	35:70	-35	0:4	Lost vs. NOR
2004	Play-off	2	0	0	2	60:63	-3	0:4	Lost vs. AUT
2006	Qualif.	5	3	0	2	151:143	+8	6:4	3rd Gr.2
2006	Play-off	2	1	0	1	44:53	-9	2:2	Lost vs. POL
2008	Qualif.	5	4	1	0	161:107	+54	9:1	1st Gr.1
2008	Play-off	2	0	1	1	49:54	-5	1:3	Lost vs. ESP
2010	Qualif.	6	0	0	6	131:203	-72	0:12	4th Gr.7
2012	Qualif.	6	1	0	5	166:211	-45	2:10	4th Gr.4
-----									
	Total Qualif.	54	19	3	32	1323:1432	-109	41:67	
	<b>Total EHF EURO</b>	<b>6</b>	<b>0</b>	<b>0</b>	<b>6</b>	<b>124:183</b>	<b>-59</b>	<b>0:12</b>	



## Lithuania – National Team Statistics

### Team records – EHF European Championship qualification

Biggest win:	34:11 (16:6) v Latvia @ Panevėžys LTU, 17.11.1993
Biggest defeat:	38:18 (17:10) v Norway @ Orkanger NOR, 31.05.2002
Longest winning run:	3 matches (08.08.1993 – 18.11.1993)
	3 matches (03.06.2006 – 28.11.2007)
Longest unbeaten run:	6 matches (03.06.2006 – 02.12.2007)
Longest losing run:	8 matches (12.02.1998 – 15.11.1999)
	8 matches (14.10.2009 – 23.10.2011)
Longest run without win:	10 matches (31.05.2008 – 23.10.2011)
Current run:	3 matches lost (25.03.2012 – 03.06.2012)

### Head-to-head encounters

#### LTU vs UKR

<b>11.12.1996</b>	<b>Fredericia DEN</b>	<b>LTU-UKR</b>	<b>ECh – Group B</b>	<b>20:27 (12:16)</b>
24.05.2003	Vilnius LTU	LTU-UKR	WCh-Playoff	28:23 (13:11)
01.06.2003	Kyiv UKR	UKR-LTU	WCh-Playoff	34:22 (13:12)

#### DEN vs LTU

<b>25.11.1993</b>	<b>Skien NOR</b>	<b>DEN-LTU</b>	<b>WCh – Group B</b>	<b>25:23 (13:12)</b>
-------------------	------------------	----------------	----------------------	----------------------

#### AUT vs LTU

29.05.2004	Vilnius LTU	LTU-AUT	ECh-Play-off	30:32 (14:17)
04.06.2004	Telfs AUT	AUT-LTU	ECh-Play-off	31:30 (18:10)

#### Legend

ECh – European Championship; WCh – World Championship; A-WCh – A-World Championship; B-WCh – B-World Championship; C-WCh – C-World Championship; OG – Olympic Games; MR – Main Round; Qual. – Qualification; Pre-Qual. – Pre-Qualification; MP – Matches Played; W – Wins; D – Draws; L – Losses

**Bold** denotes a final tournament (European Championship, World Championship, Olympic Games)





## Qualification Group 2



France



Iceland



Slovakia



Finland

### Qualification schedule Group 2

Date	Time	Place	Teams
23.10.2013	19:30	Reykjavik / ISL	Iceland vs. Finland
24.10.2013	19:15	Rouen / FRA	France vs. Slovakia
27.10.2013	17:00	Sala / SVK	Slovakia vs. Iceland
27.10.2013	18:30	Vantaa / FIN	Finland vs. France
26.-27.03.2014		/ FIN	Finland vs. Slovakia
26.03.2014	19:30	/ ISL	Iceland vs. France
29.-30.03.2014		/ FRA	France vs. Iceland
29.-30.03.2014		/ SVK	Slovakia vs. Finland
11.-12.06.2014		/ SVK	Slovakia vs. France
11.-12.06.2014		/ FIN	Finland vs. Iceland
14.-15.06.2014		/ FRA	France vs. Finland
15.06.2014		/ ISL	Iceland vs. Slovakia



## France



### Achievements

#### EHF EURO

2002, 2006

#### World Championships

2003

1999, 2009, 2011



#### Media contact

Nadege Coulet  
+33 1 46 15 03 66  
n.coulet@handball-france.eu  
www.ff-handball.org

#### Team profile

For whatever reason, the French national team seems to have more success at the World Championships than at EHF EURO events; just note the two bronze EHF EURO medals compared to the three silver and one gold medal won at World Championships. Nevertheless, the team is taking a renewed approach with qualifying for the final tournament in Hungary and Croatia being the first step. In June 2013 Alain Portes

took over from Olivier Krumbholz at the team's helm after Krumbholz had been in charge for 15 years. Portes inherited a team which is physically very strong and has a great back court scorers like Mariama Signate, brilliant game technicians like Allison Pineau also swift wings such as Siraba Dembele. With this mixture France should have no major problems qualifying for the Women's EHF EURO 2014.

#### EHF European Championship (qualification) record

Year	Stage	MP	W	D	L	Goals	Diff.	Pts.	Rank
1994	Qualif.	6	2	1	3	125:125	0	5:7	3rd Gr.5
1996	Pre-Qualif.	4	3	1	0	107:90	+17	7:1	1st Gr.B
1996	Qualif.	6	1	0	5	116:125	-9	2:10	4th Gr.2
1998	Qualif.	6	3	0	3	127:127	0	6:6	3rd Gr.3
2000	Play-off	2	2	0	0	48:42	+6	4:0	Won vs. SLO
<b>2000</b>	<b>EHF EURO</b>	<b>6</b>	<b>4</b>	<b>0</b>	<b>2</b>	<b>150:125</b>	<b>+25</b>	<b>8:4</b>	<b>5th Place</b>
<b>2002</b>	<b>EHF EURO</b>	<b>8</b>	<b>5</b>	<b>0</b>	<b>3</b>	<b>189:191</b>	<b>-2</b>	<b>10:6</b>	<b>3rd Place</b>
<b>2004</b>	<b>EHF EURO</b>	<b>6</b>	<b>1</b>	<b>0</b>	<b>5</b>	<b>153:177</b>	<b>-24</b>	<b>2:10</b>	<b>11th Place</b>
2006	Play-off	2	1	1	0	64:53	+11	3:1	Won vs. TUR
<b>2006</b>	<b>EHF EURO</b>	<b>8</b>	<b>5</b>	<b>0</b>	<b>3</b>	<b>203:196</b>	<b>+7</b>	<b>10:6</b>	<b>3rd Place</b>
<b>2008</b>	<b>EHF EURO</b>	<b>3</b>	<b>0</b>	<b>0</b>	<b>3</b>	<b>74:83</b>	<b>-9</b>	<b>0:6</b>	<b>14th Place</b>
2010	Qualif.	6	6	0	0	191:124	+67	12:0	1st Gr.3
<b>2010</b>	<b>EHF EURO</b>	<b>7</b>	<b>5</b>	<b>0</b>	<b>2</b>	<b>168:153</b>	<b>+15</b>	<b>10:4</b>	<b>5th Place</b>
2012	Qualif.	6	5	0	1	215:149	+66	10:2	1st Gr.4
<b>2012</b>	<b>EHF EURO</b>	<b>6</b>	<b>3</b>	<b>0</b>	<b>3</b>	<b>140:131</b>	<b>+9</b>	<b>6:6</b>	<b>9th Place</b>
Total Qualif.		38	23	3	12	993:835	+158	49:27	
<b>Total EHF EURO</b>		<b>44</b>	<b>23</b>	<b>0</b>	<b>21</b>	<b>1077:1056</b>	<b>+21</b>	<b>46:42</b>	



## France – National Team Statistics

### Team records – EHF European Championship qualification

Biggest win:	16:42 (9:18) v Great Britain @ London GBR, 17.10.2009
Biggest defeat:	27:19 (13:8) v Germany @ Wermelskirchen GER, 08.03.1996
Longest winning run:	9 matches (03.06.2006 – 23.10.2011)
Longest unbeaten run:	12 matches (08.04.2000 - 23.10.2011)
Longest losing run:	4 matches (06.03.1996 – 06.04.1996)
Longest run without win:	4 matches (15.06.1993 – 19.10.1993)
	4 matches (06.03.1996 – 06.04.1996)
Current run:	3 matches won (25.03.2012 - 03.06.2012)

### Head-to-head encounters

#### FIN vs FRA

No previous encounters

#### FRA vs ISL

<b>30.10.1988</b>	<b>Dreux FRA</b>	<b>FRA-ISL</b>	<b>C-WCh – Group A</b>	<b>16:12 (7:4)</b>
14.10.2009	Besançon FRA	FRA-ISL	ECh-Qual. – Group 3	32:23 (16:12)
26.05.2010	Reykjavík ISL	ISL-FRA	ECh-Qual. – Group 3	24:27 (11:13)

#### FRA vs SVK

No previous encounters

#### Legend

ECh – European Championship; WCh – World Championship; A-WCh – A-World Championship; B-WCh – B-World Championship; C-WCh – C-World Championship; OG – Olympic Games; MR – Main Round; Qual. – Qualification; Pre-Qual. – Pre-Qualification; MP – Matches Played; W – Wins; D – Draws; L – Losses

**Bold** denotes a final tournament (European Championship, World Championship, Olympic Games)



## Iceland



### Media contact

Einar Thorvardarson  
Tel: +354-5-144206  
Mail: einar@hsi.is  
Web: www.hsi.is



### Team profile

Iceland used the previous two EHF European Championships in 2010 and 2012, the team's first appearances at this level, to gain valuable international experience. They ranked 15th on both occasions and are still waiting for their first win at an European final tournament. Firmly behind the successful men's national team, women's handball in Iceland has developed well. After years of failing to make it through the

pre-qualification process for major international events, the national team has changed its course of action. Many Icelandic players are now under contract at foreign clubs, thus collating the necessary international experience needed to be part of an EHF EURO. In the quest to qualify for the Women's EHF EURO 2014 in Hungary and Croatia they face France, Slovakia and Finland in Group 2.

### EHF European Championship (qualification) record

Year	Stage	MP	W	D	L	Goals	Diff.	Pts.	Rank
1994	Qualif.	6	2	2	2	111:121	-10	6:6	2nd Gr.2
1994	Runners-Up	2	0	0	2	37:65	-28	0:4	Lost vs. HUN
1996	Qualif.	6	0	0	6	95:140	-45	0:12	4th Gr.4
1998	Pre-Qualif.	2	0	0	2	44:63	-19	0:4	Lost vs. BUL
2004	Qualif.	3	1	0	2	76:85	-9	2:4	3rd Gr.2
2004	Play-off	2	0	0	2	34:41	-7	0:4	Lost vs. CZE
2006	Qualif.	5	2	1	2	137:129	+8	5:5	4th Gr.1
2006	Play-off	2	0	0	2	47:55	-8	0:4	Lost vs. MKD
2008	Qualif.	5	4	0	1	151:131	+20	8:2	2nd Gr.1
2008	Play-off	2	0	0	2	46:70	-24	0:4	Lost vs. ROU
2010	Qualif.	6	3	0	3	166:146	+20	6:6	2nd Gr.3
<b>2010</b>	<b>EHF EURO</b>	<b>3</b>	<b>0</b>	<b>0</b>	<b>3</b>	<b>69:91</b>	<b>-22</b>	<b>0:6</b>	<b>15th Place</b>
2012	Qualif.	6	3	0	3	140:123	+17	6:6	3rd Gr.7
<b>2012</b>	<b>EHF EURO</b>	<b>3</b>	<b>0</b>	<b>0</b>	<b>3</b>	<b>56:78</b>	<b>-22</b>	<b>0:6</b>	<b>15th Place</b>
-----									
Total Qualif.		47	15	3	29	1094:1179	-85	33:61	
<b>Total EHF EURO</b>		<b>6</b>	<b>0</b>	<b>0</b>	<b>6</b>	<b>125: 169</b>	<b>-44</b>	<b>0:12</b>	



## Iceland – National Team Statistics

### Team records – EHF European Championship qualification

Biggest win:	40:20 (23:9) v Great Britain @ Reykjavík ISL, 03.04.2010
Biggest defeat:	36:19 (21:9) v Bulgaria @ Sofia BUL, 01.11.1997
Longest winning run:	4 matches (28.11.2007 – 02.12.2007)
Longest unbeaten run:	4 matches (28.11.2007 – 02.12.2007)
Longest losing run:	10 matches (04.03.1994 – 02.11.1997)
Longest run without win:	10 matches (04.03.1994 – 02.11.1997)
Current run:	1 match lost (03.06.2012)

### Head-to-head encounters

#### FRA vs ISL

<b>30.10.1988</b>	<b>Dreux FRA</b>	<b>FRA-ISL</b>	<b>C-WCh – Group A</b>	<b>16:12 (7:4)</b>
14.10.2009	Besançon FRA	FRA-ISL	ECh-Qual. – Group 3	32:23 (16:12)
26.05.2010	Reykjavík ISL	ISL-FRA	ECh-Qual. – Group 3	24:27 (11:13)

#### ISL vs SVK

23.11.2004	Kielce POL	ISL-SVK	WCh-Qual. – Group 2	26:26 (14:9)
29.11.2008	Dąbrowa Górnicza POL	ISL-SVK	WCh-Qual. – Group 3	23:27 (12:14)

#### FIN vs ISL

<b>05.11.1986</b>	<b>València ESP</b>	<b>ISL-FIN</b>	<b>C-WCh – Group A</b>	<b>35:14 (17:6)</b>
<b>18.03.1991</b>	<b>Cassano Magnago ITA</b>	<b>FIN-ISL</b>	<b>C-WCh – Group A</b>	<b>21:19 (9:10)</b>

#### Legend

ECh – European Championship; WCh – World Championship; A-WCh – A-World Championship; B-WCh – B-World Championship; C-WCh – C-World Championship; OG – Olympic Games; MR – Main Round; Qual. – Qualification; Pre-Qual. – Pre-Qualification; MP – Matches Played; W – Wins; D – Draws; L – Losses

**Bold** denotes a final tournament (European Championship, World Championship, Olympic Games)



## Slovakia



### Media contact

Ivan Sabovik  
+421 903 708 275  
sabovik@  
slovakhandball.sk  
www.slovakhandball.sk



### Team profile

In the nation's handball history Slovakia qualified for the EHF EURO 1994 and the World Championship the year after. However, with Dusan Poloz taking over at the helm of the national team in spring 2013, everyone in Slovakia hopes that the drought will come to an end. Most of the current players come from defending Slovak champions HK Slovan Duslo Sala, some from Czech clubs like Petra Benuskova

who plays for Challenge Cup winners DHK Banik Most. Poloz has the long-term strategy which is to first gain experience, enabling the team to then stand its ground against the big names in Europe. Unfortunately for Poloz two key players will miss the start of the EHF EURO qualification: Petra Popluharova (Thüringer HC) is pregnant and Denisa Glankovicova (Bayer Leverkusen) is out with a knee surgery.

### EHF European Championship (qualification) record

Year	Stage	MP	W	D	L	Goals	Diff.	Pts.	Rank	
1994	Qualif.	6	3	1	2	143:126	+17	7:5	2nd Gr.3	
<b>1994</b>	<b>EHF EURO</b>	<b>6</b>	<b>0</b>	<b>1</b>	<b>5</b>	<b>111:148</b>	<b>-37</b>	<b>1:11</b>	<b>12th Place</b>	
1996	Qualif.	6	2	0	4	124:146	-22	4:8	3rd Gr.5	
1998	Pre-Qualif.	4	2	0	2	103:83	+20	4:4	2nd Gr.C	
1998	Qualif.	6	1	0	5	136:148	-12	2:10	4th Gr.4	
2000	Qualif.	2	2	0	0	66:34	+32	4:0	Won vs. GRE	
2000	Play-off	2	0	0	2	40:63	-23	0:4	Lost vs. DEN	
2002	Play-off	2	0	0	2	45:48	-3	0:4	Lost vs. SLO	
2004	Play-off	2	1	0	1	46:47	-1	2:2	Lost vs. SCG	
2006	Qualif.	5	4	1	0	187:113	+74	9:1	1st Gr.2	
2006	Play-off	2	0	0	2	46:54	-8	0:4	Lost vs. UKR	
2008	Qualif.	4	3	1	0	132:100	+32	7:1	1st Gr.2	
2008	Play-off	2	0	0	2	51:58	-7	0:4	Lost vs. UKR	
2010	Qualif.	6	1	0	5	156:193	-37	2:10	3rd Gr.6	
2012	Qualif.	6	2	0	4	133:154	-21	4:8	3rd Gr.6	
-----										
Total Qualif.		55	21	3	31	1408:1367	+ 41	45:65		
<b>Total EHF EURO</b>		<b>6</b>	<b>0</b>	<b>1</b>	<b>5</b>	<b>111:148</b>	<b>-37</b>	<b>1:11</b>		



## Slovakia – National Team Statistics

### Team records – EHF European Championship qualification

Biggest win:	40:10 (19:4) v Finland @ Lagos POR, 25.11.2005
Biggest defeat:	37:20 (15:8) v Denmark @ Kolding DEN, 16.04.2000
Longest winning run:	4 matches (23.11.2005 – 27.11.2005)
Longest unbeaten run:	5 matches (22.11.2005 – 27.11.2005)
Longest losing run:	6 matches (26.11.1997 – 15.03.1998)
	6 matches (31.03.2010 – 22.10.2011)
Longest run without win:	6 matches (26.11.1997 – 15.03.1998)
	6 matches (31.03.2010 – 22.10.2011)
Current run:	2 matches lost (30.05.2012 – 03.06.2012)

### Head-to-head encounters

#### FIN vs SVK

25.11.2005	Lagos POR	SVK-FIN	ECh-Qual. – Group 2	40:10 (19:4)
01.12.2012	Partizánske SVK	SVK-FIN	WCh-Qual. – Group 1	38:18 (20:8)

#### FRA vs SVK

No previous encounters

#### ISL vs SVK

23.11.2004	Kielce POL	ISL-SVK	WCh-Qual. – Group 2	26:26 (14:9)
29.11.2008	Dąbrowa Górnicza POL	ISL-SVK	WCh-Qual. – Group 3	23:27 (12:14)

#### Legend

ECh – European Championship; WCh – World Championship; A-WCh – A-World Championship; B-WCh – B-World Championship; C-WCh – C-World Championship; OG – Olympic Games; MR – Main Round; Qual. – Qualification; Pre-Qual. – Pre-Qualification; MP – Matches Played; W – Wins; D – Draws; L – Losses

**Bold** denotes a final tournament (European Championship, World Championship, Olympic Games)



## Finland



**Media contact**

Nicole Stambej  
+358 40 543 8909  
nicole.stambej@gmail.com  
www.finnhandball.net



**Team profile**

If 41 international matches make you a record holder, which is how often Johanna Wassholm and Katri Koskela have taken to the court for Finland, it is tell-tale sign that handball in the northern European nation is still building up. But starting with the IHF/EHF Challenge Trophy which they won in 2010, Finland dared to step into the regular qualification to gain international experience. The only point Finland won in those

qualifications was a 25:25-draw against Portugal in the pre-qualification round for the World Championship 2011. However, a new concept for strengthening the youth and junior teams shall bear its fruit in the upcoming years – as the women follow the men’s footsteps, who not only won the Intercontinental Challenge Trophy in 2011 but are also a regular guest at qualification events.

**EHF European Championship (qualification) record**

Year	Stage	MP	W	D	L	Goals	Diff.	Pts.	Rank
2006	Qualif.	5	0	0	5	100:176	-76	0:10	6th Gr.2
2010	Pre-Qualif.	2	0	0	2	37:41	-4	0:4	Lost vs. GBR
2012	Qualif.	2	0	0	2	42:58	-16	0:4	Lost vs. GBR
Total Qualif.		9	0	0	9	179:275	-96	0:18	





## Finland – National Team Statistics

### Team records – EHF European Championship qualification

Biggest win:	N/A
Biggest defeat:	10:40 (4:19) v Slovakia @ Lagos POR, 25.11.2005
Longest winning run:	N/A
Longest unbeaten run:	N/A
Longest losing run:	9 matches (22.11.2005 – 04.06.2011)
Longest run without win:	9 matches (22.11.2005 – 04.06.2011)
Current run:	9 matches lost (22.11.2005 – 04.06.2011)

### Head-to-head encounters

#### FIN vs FRA

No previous encounters

#### FIN vs SVK

25.11.2005	Lagos POR	SVK-FIN	ECh-Qual. – Group 2	40:10 (19:4)
01.12.2012	Partizánske SVK	SVK-FIN	WCh-Qual. – Group 1	38:18 (20:8)

#### FIN vs ISL

05.11.1986	València ESP	ISL-FIN	C-WCh – Group A	35:14 (17:6)
18.03.1991	Cassano Magnago ITA	FIN-ISL	C-WCh – Group A	21:19 (9:10)

#### Legend

ECh – European Championship; WCh – World Championship; A-WCh – A-World Championship; B-WCh – B-World Championship; C-WCh – C-World Championship; OG – Olympic Games; MR – Main Round; Qual. – Qualification; Pre-Qual. – Pre-Qualification; MP – Matches Played; W – Wins; D – Draws; L – Losses

**Bold** denotes a final tournament (European Championship, World Championship, Olympic Games)



## Qualification Group 3




Montenegro



Czech Republic



Poland



Portugal

### Qualification schedule Group 3

Date	Time	Place	Teams
23.10.2013	18:00	Podgorica / MNE	Montenegro vs. Poland
23.10.2013	18:00	Most / CZE	Czech Republic vs. Portugal
27.10.2013	15:00	Coimbra / POR	Portugal vs. Montenegro
27.10.2013	17:30	Lublin / POL	Poland vs. Czech Republic
26.-27.03.2014		/ CZE	Czech Republic vs. Montenegro
26.-27.03.2014		/ POR	Portugal vs. Poland
29.-30.03.2014		/ MNE	Montenegro vs. Czech Republic
29.-30.03.2014		/ POL	Poland vs. Portugal
11.-12.06.2014		/ POL	Poland vs. Montenegro
11.-12.06.2014		/ POR	Portugal vs. Czech Republic
14.-15.06.2014		/ MNE	Montenegro vs. Portugal
14.-15.06.2014		/ CZE	Czech Republic vs. Poland



# Montenegro



## Achievements

### EHF EURO

2012

### Olympic Games

2012



### Media contact

Montenegrin Handball Federation  
+382 20 664277  
hfmontenegro@t-com.me  
www.rscg.co.me

### Team profile

In Montenegro, 2012 was the year of women's handball: first Buducnost Podgorica won the Women's EHF Champions League; then the national team qualified for the 2012 Olympic Games and went almost all the way, only losing to Norway in the final. The icing on the cake finally became the EHF EURO 2012 in Serbia when the team took revenge for the Olympics and beat Norway in a thrilling final after

double extra time. However, as regulations have changed, for the first time the defending champions have to go through to qualification to make to the next final tournament. Having been drawn in group with Czech Republic, Poland and Portugal, Montenegro can be certain to face the one or the other challenge, but should nevertheless be able to secure qualification for the Women's EHF EURO in Hungary and Croatia.

### EHF European Championship (qualification) record

Year	Stage	MP	W	D	L	Goals	Diff.	Pts.	Rank
2008	Qualif.	4	3	0	1	128:107	+21	6:2	2nd Gr.2
2008	Play-off	2	1	0	1	63:66	-3	2:2	Lost vs. CRO
2010	Qualif.	6	5	1	0	196:160	+36	11:1	1st Gr.6
<b>2010</b>	<b>EHF EURO</b>	<b>7</b>	<b>4</b>	<b>0</b>	<b>3</b>	<b>170:169</b>	<b>+1</b>	<b>8:6</b>	<b>6th Place</b>
2012	Qualif.	6	5	0	1	180:136	+44	10:2	1st Gr.3
<b>2012</b>	<b>EHF EURO</b>	<b>8</b>	<b>7</b>	<b>0</b>	<b>1</b>	<b>215:196</b>	<b>+19</b>	<b>14:2</b>	<b>Winner</b>
-----									
	Total Qualif.	18	14	1	3	567:469	+98	29:7	
	<b>Total EHF EURO</b>	<b>15</b>	<b>11</b>	<b>0</b>	<b>4</b>	<b>385:365</b>	<b>+20</b>	<b>22:8</b>	



# Montenegro – National Team Statistics

## Team records – EHF European Championship qualification

Biggest win:	34:18 (21:6) v Great Britain @ Herceg Novi MNE, 19.10.2011
Biggest defeat:	31:23 (16:10) v Croatia @ Kutina CRO, 07.06.2008
Longest winning run:	7 matches (31.03.2010 – 21.03.2012)
Longest unbeaten run:	9 matches (14.10.2009 – 21.03.2012)
Longest losing run:	1 match (01.12.2007) 1 match (07.06.2008) 1 match (25.03.2012)
Longest run without win:	1 match (01.12.2007) 1 match (07.06.2008) 1 match (17.10.2009) 1 match (25.03.2012)
Current run:	2 matches won (30.05.2012 – 03.06.2012)

## Head-to-head encounters

### CZE vs MNE

01.12.2006	Cheb CZE	CZE-MNE	WCh-Qual. – Group 3	24:23 (16:10)
03.06.2011	Olomouc CZE	CZE-MNE	WCh-Playoff	26:42 (7:21)
10.06.2011	Pljevlja MNE	MNE-CZE	WCh-Playoff	33:26 (16:11)

### MNE vs POL

14.10.2009	Lublin POL	POL-MNE	ECh-Qual. – Group 6	21:31 (10:14)
26.05.2010	Pljevlja MNE	MNE-POL	ECh-Qual. – Group 6	35:32 (17:15)
22.10.2011	Chorzów POL	POL-MNE	ECh-Qual. 2 – Group 3	27:31 (15:18)
03.06.2012	Podgorica MNE	MNE-POL	ECh-Qual. 2 – Group 3	32:23 (15:13)

### MNE vs POR

02.12.2007	Michalovce SVK	POR-MNE	ECh-Qual. – Group 2	26:33 (11:18)
------------	----------------	---------	---------------------	---------------

### Legend

ECh – European Championship; WCh – World Championship; A-WCh – A-World Championship; B-WCh – B-World Championship; C-WCh – C-World Championship; OG – Olympic Games; MR – Main Round; Qual. – Qualification; Pre-Qual. – Pre-Qualification; MP – Matches Played; W – Wins; D – Draws; L – Losses

**Bold** denotes a final tournament (European Championship, World Championship, Olympic Games)



## Czech Republic



### Media contact

Jan Vtipil  
+420 774 928 275  
vtipil@chf.cz  
www.chf.cz



### Team profile

The Czech Handball Federation's long-term development work for women's handball, which included the organisation of the 2012 Women's Junior World Championship and the 2011 Women's 17 European Championship, has begun to bear fruit. The original plan of qualifying for the 2013 World Championship (which they also achieved) was overhauled by already making it to the EHF EURO 2012 the year before at which

the team reached the main round. One key to success might be that previously most of the players in the current national team earned their salaries abroad. Now with the exception of a few players such as Iveta Luzumova who plays in Germany, Martina Crhova who plays in Sweden and Marta Krouska who plays in Turkey, the overwhelming majority of national team players play for Czech clubs.

### EHF European Championship (qualification) record

Year	Stage	MP	W	D	L	Goals	Diff.	Pts.	Rank
1994	Qualif.	6	5	1	0	142:115	+27	11:1	1st Gr.7
<b>1994</b>	<b>EHF EURO</b>	<b>6</b>	<b>2</b>	<b>0</b>	<b>4</b>	<b>118:122</b>	<b>-4</b>	<b>4:8</b>	<b>8th Place</b>
1996	Qualif.	6	2	0	4	107:119	-12	4:8	3rd Gr.1
1998	Qualif.	6	1	0	5	127:143	-16	2:10	3rd Gr.2
2000	Play-off	2	0	0	2	45:59	-14	0:4	Lost vs. HUN
2002	Play-off	2	1	0	1	58:56	+2	2:2	Won vs. MKD
<b>2002</b>	<b>EHF EURO</b>	<b>7</b>	<b>3</b>	<b>0</b>	<b>4</b>	<b>162:167</b>	<b>-5</b>	<b>6: 8</b>	<b>8th Place</b>
2004	Play-off	2	2	0	0	51:44	+7	4:0	Won vs. ISL
<b>2004</b>	<b>EHF EURO</b>	<b>3</b>	<b>0</b>	<b>0</b>	<b>3</b>	<b>60:74</b>	<b>-14</b>	<b>0:6</b>	<b>15th Place</b>
2006	Play-off	2	1	0	1	49:51	-2	2:2	Lost vs. ESP
2008	Qualif.	4	4	0	0	143:89	+54	8:0	1st Gr.3
2008	Play-off	2	0	0	2	44:54	-10	0:4	Lost vs. SWE
2010	Qualif.	6	2	0	4	152:158	-6	4:8	3rd Gr.2
2012	Qualif.	6	4	0	2	169:152	+17	8:4	2nd Gr.5
<b>2012</b>	<b>EHF EURO</b>	<b>6</b>	<b>1</b>	<b>0</b>	<b>5</b>	<b>146:163</b>	<b>-17</b>	<b>2:10</b>	<b>12th Place</b>
Total Qualif.		44	22	1	21	1087:1040	+47	45:43	
<b>Total EHF EURO</b>		<b>22</b>	<b>6</b>	<b>0</b>	<b>16</b>	<b>486: 526</b>	<b>-40</b>	<b>12:32</b>	



# Czech Republic – National Team Statistics

## Team records – EHF European Championship qualification

Biggest win:	42:20 (19:12) v Bulgaria @ Plzeň CZE, 27.11.2007
Biggest defeat:	33:20 (15:10) v Hungary @ Nyíregyháza HUN, 16.04.2000
Longest winning run:	6 matches (20.06.1993 – 31.01.1996)
Longest unbeaten run:	7 matches (21.04.1993 – 31.01.1996)
Longest losing run:	7 matches (04.04.1996 – 29.04.1998)
Longest run without win:	7 matches (04.04.1996 – 29.04.1998)
Current run:	1 match lost (02.06.2012)

## Head-to-head encounters

### CZE vs MNE

01.12.2006	Cheb CZE	CZE-MNE	WCh-Qual. – Group 3	24:23 (16:10)
03.06.2011	Olomouc CZE	CZE-MNE	WCh-Playoff	26:42 (27:21)
10.06.2011	Pljevlja MNE	MNE-CZE	WCh-Playoff	33:26 (16:11)

### CZE vs POL

04.12.1999	Stavanger NOR	POL-CZE	WCh – Group A	27:24 (13:13)
------------	---------------	---------	---------------	---------------

### CZE vs POR

No previous encounters

### Legend

ECh – European Championship; WCh – World Championship; A-WCh – A-World Championship; B-WCh – B-World Championship; C-WCh – C-World Championship; OG – Olympic Games; MR – Main Round; Qual. – Qualification; Pre-Qual. – Pre-Qualification; MP – Matches Played; W – Wins; D – Draws; L – Losses

**Bold** denotes a final tournament (European Championship, World Championship, Olympic Games)

## Poland

### Media contact

Jan Korczak-Mleczeko  
+48 22 8929011  
mleczeko@zprp.org.pl  
www.zprp.pl



### Team profile

For several decades Poland have always ranked somewhere between fifth and 12th at European and World Championship, but since 2007 these feats had eluded them. However, by eliminating 2010 EHF EURO silver medallists, Sweden, in June in the play-off for the World Championship 2013 in Serbia Poland proved that they are back on the international scene. While men's handball in Poland is boosted by the success of the

national team and clubs such as Vive Targi Kielce, the women are fighting for their place in the spotlight. Many players currently celebrate their Women's EHF Champions League debut with Lublin, others have already managed to find top addresses abroad like Karolina Kudlacz who plays for German side HC Leipzig or Kinga Byzdra who joined 2012 Champions League winners Buducnost.

### EHF European Championship (qualification) record

Year	Stage	MP	W	D	L	Goals	Diff.	Pts.	Rank
1994	Qualif.	6	3	0	3	128:113	+15	6:6	3rd Gr.1
1996	Pre-Qualif.	2	1	0	1	46:43	+3	2:2	Won vs. BEL
1996	Qualif.	6	4	0	2	133:132	+1	8:4	2nd Gr.2
<b>1996</b>	<b>EHF EURO</b>	<b>6</b>	<b>1</b>	<b>0</b>	<b>5</b>	<b>137:159</b>	<b>-22</b>	<b>2:10</b>	<b>11th Place</b>
1998	Qualif.	6	5	0	1	157:136	+21	10:2	1st Gr.4
<b>1998</b>	<b>EHF EURO</b>	<b>6</b>	<b>4</b>	<b>0</b>	<b>2</b>	<b>138:133</b>	<b>+5</b>	<b>8:4</b>	<b>5th Place</b>
2000	Play-off	2	1	0	1	50:54	-4	2:2	Lost vs. UKR
2002	Play-off	2	1	0	1	55:56	-1	2:2	Lost vs. YUG
2004	Play-off	2	0	0	2	57:62	-5	0:4	Lost vs. ESP
2006	Play-off	2	1	0	1	53:44	+9	2:2	Won vs. LTU
<b>2006</b>	<b>EHF EURO</b>	<b>6</b>	<b>3</b>	<b>0</b>	<b>3</b>	<b>164:186</b>	<b>-22</b>	<b>6:6</b>	<b>8th Place</b>
2008	Play-off	2	1	0	1	61:63	-2	2:2	Lost vs. POR
2010	Qualif.	6	1	0	5	151:191	-40	2:10	4th Gr.6
2012	Qualif.	6	3	0	3	163:157	+6	6:6	3rd Gr.3
-----									
Total Qualif.		42	21	0	21	1054:1051	+3	42:42	
<b>Total EHF EURO</b>		<b>18</b>	<b>8</b>	<b>0</b>	<b>10</b>	<b>439:478</b>	<b>-39</b>	<b>16:20</b>	



## Poland – National Team Statistics

### Team records – EHF European Championship qualification

Biggest win:	30:14 (18:9) v Slovenia @ Ciechanów POL, 13.10.1993
Biggest defeat:	36:21 (18:10) v Ukraine @ Kyiv UKR, 08.04.2000
	35:20 (17:11) v Russia @ Chekhov RUS, 04.04.2010
Longest winning run:	7 matches (03.04.1996 – 29.04.1998)
Longest unbeaten run:	7 matches (03.04.1996 – 29.04.1998)
Longest losing run:	6 matches (08.06.2008 – 26.05.2010)
Longest run without win:	6 matches (08.06.2008 – 26.05.2010)
Current run:	1 match lost (03.06.2012)

### Head-to-head encounters

#### CZE vs POL

<b>04.12.1999</b>	<b>Stavanger NOR</b>	<b>POL-CZE</b>	<b>WCh – Group A</b>	<b>27:24 (13:13)</b>
-------------------	----------------------	----------------	----------------------	----------------------

#### MNE vs POL

14.10.2009	Lublin POL	POL-MNE	ECh-Qual. – Group 6	21:31 (10:14)
26.05.2010	Pljevlja MNE	MNE-POL	ECh-Qual. – Group 6	35:32 (17:15)
22.10.2011	Chorzów POL	POL-MNE	ECh-Qual. 2 – Group 3	27:31 (15:18)
03.06.2012	Podgorica MNE	MNE-POL	ECh-Qual. 2 – Group 3	32:23 (15:13)

#### POL vs POR

31.05.2008	Elbląg POL	POL-POR	ECh-Play-off	37:28 (20:13)
08.06.2008	Vila Nova de Gaia POR	POR-POL	ECh-Play-off	35:24 (19:12)

#### Legend


ECh – European Championship; WCh – World Championship; A-WCh – A-World Championship; B-WCh – B-World Championship; C-WCh – C-World Championship; OG – Olympic Games; MR – Main Round; Qual. – Qualification; Pre-Qual. – Pre-Qualification; MP – Matches Played; W – Wins; D – Draws; L – Losses

**Bold** denotes a final tournament (European Championship, World Championship, Olympic Games)





## Portugal



### Media contact

Claudia Teixeira  
+351 21 3611900  
claudia.teixeira@fpa.pt  
www.fpa.pt



### Team profile

Two years ago Portugal lost their best player when Alexandrina Barbosa, who play club handball for Thüringer HC, assumed Spanish citizenship. Head coach Joao Florencio started to build-up a team with young players, mostly playing for top club and record champions Madeira. At their only EHF EURO appearance in 2008, Portugal lost all their three group matches with their opponents including eventual finalists

Spain and Norway. In the pre-qualification for the World Championship 2013, the Portuguese team set some highlights by beating Azerbaijan and Turkey. In the qualification for the EHF EURO 2012 the only victories came against Greece. And again the hurdles on the way to the EHF EURO 2014 in Hungary and Croatia are high, as Portugal face defending champions, Montenegro, Poland and Czech Republic.

### EHF European Championship (qualification) record

Year	Stage	MP	W	D	L	Goals	Diff.	Pts.	Rank	
1994	Qualif.	6	1	1	4	96:136	-40	3:9	3rd Gr.2	
1996	Pre-Qualif.	6	2	1	3	129:144	-15	5:7	3rd Gr.E	
1998	Pre-Qualif.	4	0	0	4	100:132	-32	0:8	3rd Gr.A	
200	Qualif.	2	1	0	1	49:54	-5	2:2	Lost vs. SWE	
2002	Qualif.	2	2	0	0	55:44	+11	4:0	Won vs. BIH	
2002	Play-off	2	0	0	2	49:58	-9	0:4	Lost vs. NED	
2004	Qualif.	3	1	0	2	80:81	-1	2:4	2nd Gr.2	
2004	Play-off	2	0	0	2	49:54	-5	0:4	Lost vs. UKR	
2006	Qualif.	5	4	1	0	154:117	+37	9:1	2nd Gr.2	
2006	Play-off	2	0	0	2	48:51	-3	0:4	Lost vs. CRO	
2008	Qualif.	4	2	1	1	119:115	+4	5:3	3rd Gr.2	
2008	Play-off	2	1	0	1	63:61	+2	2:2	Won vs. POL	
<b>2008</b>	<b>EHF EURO</b>	<b>3</b>	<b>0</b>	<b>0</b>	<b>3</b>	<b>67:101</b>	<b>-34</b>	<b>0:6</b>	<b>16th Place</b>	
2010	Qualif.	6	0	0	6	142:204	-62	0:12	4th Gr.1	
2012	Qualif.	6	2	0	4	151:180	-29	4:8	3rd Gr.2	
-----										
	Total Qualif.	52	16	4	32	1284:1431	-147	36:68		
	<b>Total EHF EURO</b>	<b>3</b>	<b>0</b>	<b>0</b>	<b>3</b>	<b>67:101</b>	<b>-34</b>	<b>0:6</b>		



# Portugal – National Team Statistics

## Team records – EHF European Championship qualification

Biggest win:	35:18 (17:11) v Finland @ Lagos POR, 26.11.2005
Biggest defeat:	17:38 (7:19) v Russia @ Lagoa POR, 30.12.1993 23:44 (12:20) v Romania @ Leiria POR, 26.05.2010
Longest winning run:	4 matches (23.11.2005 – 27.11.2005)
Longest unbeaten run:	5 matches (22.11.2005 – 27.11.2005)
Longest losing run:	8 matches (14.10.2009 – 23.10.2011)
Longest run without win:	8 matches (14.10.2009 – 23.10.2011)
Current run:	2 matches lost (30.05.2012 – 02.06.2012)

## Head-to-head encounters

### CZE vs POR

No previous encounters

### MNE vs POR

02.12.2007	Michalovce SVK	POR-MNE	ECh-Qual. – Group 2	26:33 (11:18)
------------	----------------	---------	---------------------	---------------

### POL vs POR

31.05.2008	Elbląg POL	POL-POR	ECh-Playoff	37:28 (20:13)
08.06.2008	Vila Nova de Gaia POR	POR-POL	ECh-Playoff	35:24 (19:12)

### Legend

ECh – European Championship; WCh – World Championship; A-WCh – A-World Championship; B-WCh – B-World Championship; C-WCh – C-World Championship; OG – Olympic Games; MR – Main Round; Qual. – Qualification; Pre-Qual. – Pre-Qualification; MP – Matches Played; W – Wins; D – Draws; L – Losses

**Bold** denotes a final tournament (European Championship, World Championship, Olympic Games)



## Qualification Group 4



Spain



Netherlands



Turkey



Italy

### Qualification schedule Group 4

Date	Time	Place	Teams
23.10.2013	19:30	Rotterdam / NED	Netherlands vs. Italy
24.10.2013	20:00	Leon / ESP	Spain vs. Turkey
26.10.2013	20:00	Pescara / ITA	Italy vs. Spain
27.10.2013	18:00	Cankaya/Ankara / TUR	Turkey vs. Netherlands
26.-27.03.2014		/ ITA	Italy vs. Turkey
26.03.2014	19:30	Rotterdam / NED	Netherlands vs. Spain
29.-30.03.2014		/ ESP	Spain vs. Netherlands
29.-30.03.2014		/ TUR	Turkey vs. Italy
11.-12.06.2014		/ TUR	Turkey vs. Spain
11.-12.06.2014		/ ITA	Italy vs. Netherlands
14.-15.06.2014		/ ESP	Spain vs. Italy
15.06.2014	14:00	Rotterdam / NED	Netherlands vs. Turkey



# Spain



## Achievements

### EHF EURO

2 2008

### Olympic Games

3 2012

### World Championships

5 2011



### Media contact

Javier Fernandez  
+34 91 5481355  
prensaycomunicacion@  
rfebm.com  
www.rfebm.com

### Team profile

In 2008 Spain celebrated a sensation by becoming European vice-champions behind Norway – and since then, the team led by Jorge Duenas has become established in the world rankings. In 2009, Spain entered a World Championship semi-final for the first time, but missed out on a medal in China. Two years later in Brazil, they seized the moment and won the bronze medal. Moreover, the team qualified

for the Olympic Games in London, which also resulted in another sensational bronze medal. And with this, the women's team had freed itself from the shadow of the previously much more successful men's team. The national team thrives on the creativity of right back Marta Mangue, who plays for Fleury Loiret Handball, as well as on the heavy defence and their outstanding goalkeeper, Silvia Navarro.

### EHF European Championship (qualification) record

Year	Stage	MP	W	D	L	Goals	Diff.	Pts.	Rank
1994	Qualif.	6	3	0	3	96:111	-15	6:6	3rd Gr.6
1996	Pre-Qualif.	4	4	0	0	111:67	+44	8:0	1st Gr.A
1996	Qualif.	6	2	0	4	100:105	-5	4:8	4th Gr.1
1998	Pre-Qualif.	4	4	0	0	105:59	+46	8:0	1st Gr.C
1998	Qualif.	6	4	0	2	141:118	+23	8:4	2nd Gr.3
<b>1998</b>	<b>EHF EURO</b>	<b>6</b>	<b>0</b>	<b>1</b>	<b>5</b>	<b>132:154</b>	<b>-22</b>	<b>1:11</b>	<b>12th Place</b>
2000	Play-off	2	1	0	1	53:53	0	2:2	Lost vs. RUS
2002	Play-off	2	2	0	0	60:42	+18	4:0	Won vs. TUR
<b>2002</b>	<b>EHF EURO</b>	<b>3</b>	<b>0</b>	<b>2</b>	<b>1</b>	<b>76:80</b>	<b>-4</b>	<b>2:4</b>	<b>13th Place</b>
2004	Play-off	2	2	0	0	62:57	+5	4:0	Won vs. POL
<b>2004</b>	<b>EHF EURO</b>	<b>7</b>	<b>3</b>	<b>0</b>	<b>4</b>	<b>185:193</b>	<b>-8</b>	<b>6:8</b>	<b>8th Place</b>
2006	Play-off	2	1	0	1	51:49	+2	2:2	Won vs. CZE
<b>2006</b>	<b>EHF EURO</b>	<b>6</b>	<b>3</b>	<b>0</b>	<b>3</b>	<b>150:149</b>	<b>+1</b>	<b>6:6</b>	<b>9th Place</b>
2008	Play-off	2	1	1	0	54:49	+5	3:1	Won vs. LTU
<b>2008</b>	<b>EHF EURO</b>	<b>8</b>	<b>4</b>	<b>2</b>	<b>2</b>	<b>199:197</b>	<b>+2</b>	<b>10:6</b>	<b>Runners-up</b>
2010	Qualif.	6	6	0	0	181:128	+53	12:0	1st Gr.5
<b>2010</b>	<b>EHF EURO</b>	<b>6</b>	<b>2</b>	<b>0</b>	<b>4</b>	<b>143:142</b>	<b>+1</b>	<b>4:8</b>	<b>11th Place</b>
2012	Qualif.	6	4	0	2	153:132	+21	8:4	2nd Gr.7
<b>2012</b>	<b>EHF EURO</b>	<b>6</b>	<b>2</b>	<b>1</b>	<b>3</b>	<b>153:156</b>	<b>-3</b>	<b>5:7</b>	<b>11th Place</b>
Total Qualif.		48	34	1	13	1167:970	+197	69:27	
<b>Total EHF EURO</b>		<b>42</b>	<b>14</b>	<b>6</b>	<b>22</b>	<b>1038:1071</b>	<b>-33</b>	<b>34:50</b>	



# Spain – National Team Statistics

## Team records – EHF European Championship qualification

Biggest win:	39:16 (16:5) v Greece @ Utebo ESP, 30.05.2010
Biggest defeat:	37:17 (18:9) v Denmark @ Århus DEN, 20.10.1993
Longest winning run:	9 matches (14.10.2009 – 21.03.2012)
Longest unbeaten run:	11 matches (31.05.2008 – 21.03.2012)
Longest losing run:	3 matches (15.09.1993 – 14.11.1993)
Longest run without win:	3 matches (15.09.1993 – 14.11.1993)
Current run:	1 match won (02.06.2012)

## Head-to-head encounters

### ESP vs ITA

<b>05.11.1986</b>	<b>Puerto de Sagunto ESP</b>	<b>ESP-ITA</b>	<b>C-WCh – Group B</b>	<b>25:16 (14:8)</b>
29.10.1997	Aosta ITA	ITA-ESP	ECh-Pre-Qual. – Group C	10:22 (6:11)
01.11.1997	Algemesí ESP	ESP-ITA	ECh-Pre-Qual. – Group C	32:15 (13:09)

### ESP vs NED

<b>04.12.1977</b>	<b>Berlin FRG</b>	<b>NED-ESP</b>	<b>B-WCh – Group A</b>	<b>15:9 (8:5)</b>
<b>29.11.1981</b>	<b>Højslev DEN</b>	<b>NED-ESP</b>	<b>B-WCh – Group B</b>	<b>17:16 (8:10)</b>
<b>14.12.1983</b>	<b>Chorzów POL</b>	<b>ESP-NED</b>	<b>B-WCh – Place 11/12</b>	<b>24:23 (11:11, 21:21)</b>
<b>14.12.1987</b>	<b>Veliko Tarnovo BUL</b>	<b>ESP-NED</b>	<b>B-WCh – Place 13-16</b>	<b>21:25 (11:13)</b>
<b>01.11.1988</b>	<b>Dreux FRA</b>	<b>ESP-NED</b>	<b>C-WCh – Place 3/4</b>	<b>19:17 (9:10)</b>
<b>30.11.1992</b>	<b>Kaunas LTU</b>	<b>NED-ESP</b>	<b>B-WCh – Group B</b>	<b>11:17 (5:10)</b>
11.06.2005	's-Hertogenbosch NED	NED-ESP	WCh-Playoff	24:25 (14:12)
18.06.2005	Ciudad Real ESP	ESP-NED	WCh-Playoff	30:31 (14:14)
<b>07.12.2006</b>	<b>Malmö SWE</b>	<b>ESP-NED</b>	<b>ECh – Group D</b>	<b>26:16 (11:9)</b>
<b>03.12.2011</b>	<b>Barueri BRA</b>	<b>NED-ESP</b>	<b>WCh – Group B</b>	<b>27:34 (15:18)</b>
26.05.2012	Guadalajara ESP	ESP-NED	OG – Qual. Tournament 2	28:24 (14:13)

### ESP vs TUR

<b>14.03.1991</b>	<b>Mortara ITA</b>	<b>ESP-TUR</b>	<b>C-WCh – Group B</b>	<b>27:20 (11:7)</b>
14.12.1995	Adana TUR	TUR-ESP	ECh-Pre-Qual. – Group A	18:22 (9:11)
17.12.1995	Puente Genil ESP	ESP-TUR	ECh-Pre-Qual. – Group A	27:19 (11:9)
01.06.2002	Kastamonu TUR	TUR-ESP	ECh-Playoff	25:32 (9:14)
09.06.2002	Torrent ESP	ESP-TUR	ECh-Playoff	28:17 (10:10)
02.06.2007	O Porriño ESP	ESP-TUR	WCh-Playoff	33:25 (14:12)
09.06.2007	İzmir TUR	TUR-ESP	WCh-Playoff	29:27 (12:12)
14.10.2009	Santander ESP	ESP-TUR	ECh-Qual. – Group 5	30:26 (16:15)
27.05.2010	Mersin TUR	TUR-ESP	ECh-Qual. – Group 5	27:30 (14:12)

### Legend

ECh – European Championship; WCh – World Championship; A-WCh – A-World Championship; B-WCh – B-World Championship; C-WCh – C-World Championship; OG – Olympic Games; MR – Main Round; Qual. – Qualification; Pre-Qual. – Pre-Qualification; MP – Matches Played; W – Wins; D – Draws; L – Losses

**Bold** denotes a final tournament (European Championship, World Championship, Olympic Games)



## Netherlands



### Media contact

Annemiek Schouten  
+31 26 707 1440  
a.schouten@handbal.nl  
www.handbal.nl



### Team profile

Following a number of promising results at younger age categories, including silver at the Women's 19 EHF EURO 2011 and bronze at the Women's 17 EHF EURO 2007, Netherlands were close to enter the top tier of European teams. However, their best result to date is fifth at the World Championship 2005. Their best EHF EURO result is the eighth in 2010. Some of their top players are contracted to German clubs like Laura

van der Heijden or Lois Abbingh who both play for VfL Oldenburg. Debbie Bont plays for EHF Champions League participants HC Leipzig and Danick Snelder takes to the court for Thüringer HC. Other players with Champions League experience are Nycke Groot (FC Midtjylland) and Yvette Broch (Metz Handball). Just before the start of the qualification, coach Henk Groener extended his contract until 2016.

### EHF European Championship (qualification) record

Year	Stage	MP	W	D	L	Goals	Diff.	Pts.	Rank
1994	Qualif.	6	2	0	4	119:125	-6	4: 8	3rd Gr.7
1996	Pre-Qualif.	4	2	0	2	80:73	+7	4:4	1st Gr.C
1996	Qualif.	6	2	0	4	119:135	-16	4:8	3rd Gr.4
<b>1998</b>	<b>EHF EURO</b>	<b>6</b>	<b>1</b>	<b>0</b>	<b>5</b>	<b>126:153</b>	<b>-27</b>	<b>2:10</b>	<b>10th Place</b>
2000	Play-off	2	0	1	1	52:54	-2	1:3	Lost vs. YUG
2002	Play-off	2	2	0	0	58:49	+9	4:0	Won vs. POR
<b>2002</b>	<b>EHF EURO</b>	<b>3</b>	<b>0</b>	<b>0</b>	<b>3</b>	<b>73:80</b>	<b>-7</b>	<b>0:6</b>	<b>14th Place</b>
2004	Play-off	2	0	1	1	55:58	-3	1:3	Lost vs. ROU
2006	Play-off	2	1	0	1	56:51	+5	2:2	Won vs. BLR
<b>2006</b>	<b>EHF EURO</b>	<b>3</b>	<b>0</b>	<b>0</b>	<b>3</b>	<b>65:84</b>	<b>-19</b>	<b>0:6</b>	<b>15th Place</b>
2008	Play-off	2	1	0	1	52:54	-2	2:2	Lost vs. SRB
2010	Qualif.	6	3	2	1	161:146	+15	8:4	2nd Gr.7
<b>2010</b>	<b>EHF EURO</b>	<b>6</b>	<b>2</b>	<b>0</b>	<b>4</b>	<b>131:145</b>	<b>-14</b>	<b>4:8</b>	<b>8th Place</b>
Total Qualif.		32	13	4	15	752:745	+7	30:34	
<b>Total EHF EURO</b>		<b>18</b>	<b>3</b>	<b>0</b>	<b>15</b>	<b>395:462</b>	<b>-67</b>	<b>6:30</b>	



# Netherlands – National Team Statistics

## Team records – EHF European Championship qualification

Biggest win:	34:20 (17:9) v Lithuania @ Almere NED, 04.04.2010
Biggest defeat:	26:16 (13:8) v Sweden @ Märsta SWE, 31.01.1996
Longest winning run:	3 matches (31.03.2010 – 26.05.2010)
Longest unbeaten run:	5 matches (18.10.2009 – 30.05.2010)
Longest losing run:	5 matches (17.12.1995 – 09.03.1996)
Longest run without win:	5 matches (17.12.1995 – 09.03.1996)
Current run:	1 match drawn (30.05.2010)

## Head-to-head encounters

### ITA vs NED

<b>30.10.1988</b>	<b>Mainvilliers FRA</b>	ITA-NED	<b>C-WCh – Group B</b>	<b>16:28 (6:17)</b>
<b>15.03.1991</b>	<b>Cassano Magnago ITA</b>	ITA-NED	<b>C-WCh – Group A</b>	<b>10:19 (4:11)</b>
22.11.1995	Cassano Magnago ITA	ITA-NED	ECh-Pre-Qual. – Group C	17:13 (8:9)
25.11.1995	Haarlem NED	NED-ITA	ECh-Pre-Qual. – Group C	26:17 (11:06)

### NED vs TUR

26.11.2008	Emmen NED	NED-TUR	WCh-Qual. – Group 1	25:23 (11:12)
04.06.2011	Rotterdam NED	NED-TUR	WCh-Playoff	40:28 (22:16)
11.06.2011	Istanbul TUR	TUR-NED	WCh-Playoff	34:38 (16:23)

### ESP vs NED

<b>04.12.1977</b>	<b>Berlin FRG</b>	<b>NED-ESP</b>	<b>B-WCh – Group A</b>	<b>15:9 (8:5)</b>
<b>29.11.1981</b>	<b>Højslev DEN</b>	<b>NED-ESP</b>	<b>B-WCh – Group B</b>	<b>17:16 (8:10)</b>
<b>14.12.1983</b>	<b>Chorzów POL</b>	<b>ESP-NED</b>	<b>B-WCh – Place 11/12</b>	<b>24:23 (11:11, 21:21)</b>
<b>14.12.1987</b>	<b>Veliko Tarnovo BUL</b>	<b>ESP-NED</b>	<b>B-WCh – Place 13-16</b>	<b>21:25 (11:13)</b>
<b>01.11.1988</b>	<b>Dreux FRA</b>	<b>ESP-NED</b>	<b>C-WCh – Place 3/4</b>	<b>19:17 (9:10)</b>
<b>30.11.1992</b>	<b>Kaunas LTU</b>	<b>NED-ESP</b>	<b>B-WCh – Group B</b>	<b>11:17 (5:10)</b>
11.06.2005	's-Hertogenbosch NED	NED-ESP	WCh-Playoff	24:25 (14:12)
18.06.2005	Ciudad Real ESP	ESP-NED	WCh-Playoff	30:31 (14:14)
<b>07.12.2006</b>	<b>Malmö SWE</b>	<b>ESP-NED</b>	<b>ECh – Group D</b>	<b>26:16 (11:9)</b>
<b>03.12.2011</b>	<b>Barueri BRA</b>	<b>NED-ESP</b>	<b>WCh – Group B</b>	<b>27:34 (15:18)</b>
26.05.2012	Guadalajara ESP	ESP-NED	OG – Qual. Tournament 2	28:24 (14:13)

### Legend

ECh – European Championship; WCh – World Championship; A-WCh – A-World Championship; B-WCh – B-World Championship; C-WCh – C-World Championship; OG – Olympic Games; MR – Main Round; Qual. – Qualification; Pre-Qual. – Pre-Qualification; MP – Matches Played; W – Wins; D – Draws; L – Losses

**Bold** denotes a final tournament (European Championship, World Championship, Olympic Games)



## Turkey



### Media contact

Ekrem Özsoy  
+90 530 660 5089  
ekremozsoy77@gmail.com  
www.thf.gov.tr



### Team profile

Turkey belong to the European top teams when it comes to beach handball, but so far they have never made it to a major indoor tournament. The Turkish women won their pre-qualification group for the World Championship 2013, but stood no chance in the play-off when they faced former European, world and Olympic champions Denmark. However, the team had already proved at the EHF EURO 2012 Qualification with victories

against FYR Macedonia and Lithuania that they are on the rise. The team's top star is still Yeliz Özel, who played for Kometal Skopje and Oltchim Valcea and reached the EHF Champions League final twice. Since she returned to Turkey where she joined Ankara, all players of the current squad play for domestic sides. Another big name in the team is Serpil Iskenderoglu who plays for Muratpasa.

### EHF European Championship (qualification) record

Year	Stage	MP	W	D	L	Goals	Diff.	Pts.	Rank
1994	Qualif.	6	0	0	6	112:182	-70	0:12	4th Gr.3
1996	Pre-Qualif.	4	2	0	2	88:87	+1	4:4	2nd Gr.A
1998	Pre-Qualif.	4	2	0	2	109:117	-8	4:4	2nd Gr.A
2000	Qualif.	2	2	0	0	45:38	+7	4:0	Won vs.LTU
2000	Play-off	2	1	0	1	50:59	-9	2:2	Lost vs. BLR
2002	Play-off	2	0	0	2	42:60	-18	0:4	Lost vs. ESP
2004	Play-off	2	0	0	2	68:79	-11	0:4	Lost vs. SLO
2006	Qualif.	5	3	0	2	164:145	+19	6:4	3rd Gr.1
2006	Play-off	2	0	1	1	53:64	-11	1:3	Lost vs. FRA
2008	Qualif.	4	3	0	1	132:88	+44	6:2	2nd Gr.3
2008	Play-off	2	1	0	1	44:45	-1	2:2	Lost vs. DEN
2010	Qualif.	6	2	0	4	167:156	+11	4:8	3rd Gr.5
2012	Qualif.	6	2	0	4	175:190	-15	4:8	3rd Gr.4
Total Qualif.		47	18	1	28	1249:1310	-61	37:57	





## Turkey – National Team Statistics

### Team records – EHF European Championship qualification

Biggest win:	37:13 (21:5) v Latvia @ Plzeň CZE, 30.11.2007
Biggest defeat:	35:20 (16:10) v Belarus @ Minsk BLR, 03.05.1993
Longest winning run:	3 matches (13.11.1999 – 09.04.2000)
	3 matches (25.11.2005 – 27.11.2005)
	3 matches (28.11.2007 – 01.12.2007)
Longest unbeaten run:	4 matches (25.11.2005 – 26.05.2006)
Longest losing run:	7 matches (16.04.2000 – 23.11.2005)
Longest run without win:	7 matches (16.04.2000 – 23.11.2005)
Current run:	2 matches lost (30.05.2012 – 03.06.2012)

### Head-to-head encounters

#### NED vs TUR

26.11.2008	Emmen NED	NED-TUR	WCh-Qual. – Group 1	25:23 (11:12)
04.06.2011	Rotterdam NED	NED-TUR	WCh-Playoff	40:28 (22:16)
11.06.2011	Istanbul TUR	TUR-NED	WCh-Playoff	34:38 (16:23)

#### ESP vs TUR

<b>14.03.1991</b>	<b>Mortara ITA</b>	<b>ESP-TUR</b>	<b>C-WCh – Group B</b>	<b>27:20 (11:7)</b>
14.12.1995	Adana TUR	TUR-ESP	ECh-Pre-Qual. – Group A	18:22 (9:11)
17.12.1995	Puente Genil ESP	ESP-TUR	ECh-Pre-Qual. – Group A	27:19 (11:9)
01.06.2002	Kastamonu TUR	TUR-ESP	ECh-Playoff	25:32 (9:14)
09.06.2002	Torrent ESP	ESP-TUR	ECh-Playoff	28:17 (10:10)
02.06.2007	O Porriño ESP	ESP-TUR	WCh-Playoff	33:25 (14:12)
09.06.2007	İzmir TUR	TUR-ESP	WCh-Playoff	29:27 (12:12)
14.10.2009	Santander ESP	ESP-TUR	ECh-Qual. – Group 5	30:26 (16:15)
27.05.2010	Mersin TUR	TUR-ESP	ECh-Qual. – Group 5	27:30 (14:12)

#### ITA vs TUR

23.11.2005	Mezzocorona ITA	ITA-TUR	ECh-Qual. – Group 1	32:31 (16:19)
01.12.2007	Plzeň CZE	ITA-TUR	ECh-Qual. – Group 3	29:36 (13:21)

#### Legend

ECh – European Championship; WCh – World Championship; A-WCh – A-World Championship; B-WCh – B-World Championship; C-WCh – C-World Championship; OG – Olympic Games; MR – Main Round; Qual. – Qualification; Pre-Qual. – Pre-Qualification; MP – Matches Played; W – Wins; D – Draws; L – Losses

**Bold** denotes a final tournament (European Championship, World Championship, Olympic Games)



## Italy



### Media contact

Matteo Aldamonte  
+39 06 36858250  
press@figh.it  
www.figh.it



### Team profile

The only time Italy were part of a major tournament was in 2001 when they hosted the World Championship at which they finished 16th. In the recent past they usually made it past the first qualification phase but were left without a chance when they faced internationally more experienced opponents. The Italian Handball Federation has now launched a new "Rio 2016" project, in which talented young players

receive a special training programme including international test matches against sides such as Montenegro or Tunisia. Already some of those talents are part of the women's squad, which will face Netherlands, Spain and Turkey in the qualification for the EHF EURO 2014 in Croatia and Hungary. In their qualification for the World Championship 2013 a victory against Lithuania was the only success.

### EHF European Championship (qualification) record

Year	Stage	MP	W	D	L	Goals	Diff.	Pts.	Rank
1994	Qualif.	6	0	3	3	97:138	-41	3:9	4th Gr.2
1996	Pre-Qualif.	4	2	0	2	67:73	-6	4:4	3rd Gr.C
1998	Pre-Qualif.	4	0	0	4	57: 123	-66	0:8	3rd Gr.C
2000	Qualif.	2	0	0	2	40:70	-30	0:4	Lost vs. SLO
2002	Play-off	2	0	0	2	34:74	-40	0:4	Lost vs. AUT
2004	Qualif.	3	1	0	2	80:88	-8	2:4	3rd Gr.2
2006	Qualif.	5	3	0	2	151:140	+11	6:4	2nd Gr.1
2006	Play-off	2	0	0	2	46:74	-28	0:4	Lost vs.AUT
2008	Qualif.	4	2	0	2	127:114	+13	4:4	3rd Gr.3
2008	Play-off	2	0	0	2	53:65	-12	0:4	Lost vs. AUT
2010	Qualif.	6	0	0	6	137:204	-67	0:12	4th Gr.4
2012	Qualif.	6	0	0	6	104:187	-83	0:12	4th Gr.6
Total Qualif.		46	8	3	35	993:1350	-357	19:73	



# Italy – National Team Statistics

## Team records – EHF European Championship qualification

Biggest win:	37:18 (16:6) v Latvia @ Plzeň CZE, 27.11.2007
Biggest defeat:	45:19 (20:9) v Germany @ Freudenstadt GER, 30.05.2010
Longest winning run:	3 matches (23.11.2003 – 23.11.2005)
Longest unbeaten run:	3 matches (23.11.2003 – 23.11.2005)
Longest losing run:	15 matches (01.12.2007 – 02.06.2012)
Longest run without win:	15 matches (01.12.2007 – 02.06.2012)
Current run:	15 matches lost (01.12.2007 – 02.06.2012)

## Head-to-head encounters

### ITA vs NED

<b>30.10.1988</b>	<b>Mainvilliers FRA</b>	<b>ITA-NED</b>	<b>C-WCh – Group B</b>	<b>16:28 (6:17)</b>
<b>15.03.1991</b>	<b>Cassano Magnago ITA</b>	<b>ITA-NED</b>	<b>C-WCh – Group A</b>	<b>10:19 (4:11)</b>
22.11.1995	Cassano Magnago ITA	ITA-NED	ECh-Pre-Qual. – Group C	17:13 (8:9)
25.11.1995	Haarlem NED	NED-ITA	ECh-Pre-Qual. – Group C	26:17 (11:6)

### ESP vs ITA

<b>05.11.1986</b>	<b>Puerto de Sagunto ESP</b>	<b>ESP-ITA</b>	<b>C-WCh – Group B</b>	<b>25:16 (14:8)</b>
29.10.1997	Aosta ITA	ITA-ESP	ECh-Pre-Qual. – Group C	10:22 (6:11)
01.11.1997	Algemesi ESP	ESP-ITA	ECh-Pre-Qual. – Group C	32:15 (13:9)

### ITA vs TUR

23.11.2005	Mezzocorona ITA	ITA-TUR	ECh-Qual. – Group 1	32:31 (16:19)
01.12.2007	Plzeň CZE	ITA-TUR	ECh-Qual. – Group 3	29:36 (13:21)

#### Legend

ECh – European Championship; WCh – World Championship; A-WCh – A-World Championship; B-WCh – B-World Championship; C-WCh – C-World Championship; OG – Olympic Games; MR – Main Round; Qual. – Qualification; Pre-Qual. – Pre-Qualification; MP – Matches Played; W – Wins; D – Draws; L – Losses

**Bold** denotes a final tournament (European Championship, World Championship, Olympic Games)



## Qualification Group 5



Sweden



Serbia



Slovenia



Switzerland

### Qualification schedule Group 5

Date	Time	Place	Teams
23.10.2013	18:00	Vrnjacka Banja / SRB	Serbia vs. Switzerland
23.10.2013	19:15	Helsingborg / SWE	Sweden vs. Slovenia
27.10.2013	15:30	Zürich / SUI	Switzerland vs. Sweden
27.10.2013	18:00	Ljubljana / SLO	Slovenia vs. Serbia
26.-27.03.2014		/ SRB	Serbia vs. Sweden
26.-27.03.2014		/ SUI	Switzerland vs. Slovenia
29.-30.03.2014		/ SWE	Sweden vs. Serbia
30.03.2014	17:00	/ SLO	Slovenia vs. Switzerland
11.-12.06.2014		/ SUI	Switzerland vs. Serbia
11.06.2014	20:00	/ SLO	Slovenia vs. Sweden
14.-15.06.2014		/ SWE	Sweden vs. Switzerland
14.-15.06.2014		/ SRB	Serbia vs. Slovenia



## Sweden



### Achievements

EHF EURO

2010



### Media contact

Lasse Tjernberg  
+46 704 245972  
Lasse.tjernberg@  
handboll.rf.se  
www.svenskhandboll.se

### Team profile

At the EHF EURO 2010, the Swedes rose like a phoenix from the ashes; for the first time they reached the semi-finals of a major tournament, which saw Sweden play a strong game and defeat Romania. However, in the final against Norway, the team ran out of steam. Nevertheless, winning silver signified the first medal for the Swedish women's national team - and later, thanks to the Norwegian World Championship title in Brazil,

the team subsequently qualified directly for the 2012 Olympic Games. However, the setback came as early as summer 2013 when the team lost to Poland in the European play-offs and failed to qualify for the World Championship in Serbia. So there is something to make up for when the team, which is coached by Torbjörn Klingvall since 2012, enters the EHF EURO Qualification.

### EHF European Championship (qualification) record

Year	Stage	MP	W	D	L	Goals	Diff.	Pts.	Rank
1994	Qualif.	6	5	0	1	166:109	+57	10:2	2nd Gr.4
1994	Runners Up	2	1	0	1	38:37	+1	2:2	Won vs. LTU
<b>1994</b>	<b>EHF EURO</b>	<b>6</b>	<b>3</b>	<b>0</b>	<b>3</b>	<b>134:145</b>	<b>-11</b>	<b>6:6</b>	<b>7th Place</b>
1996	Qualif.	6	5	0	1	133:104	+29	10:2	2nd Gr.4
<b>1996</b>	<b>EHF EURO</b>	<b>6</b>	<b>2</b>	<b>0</b>	<b>4</b>	<b>142:171</b>	<b>-29</b>	<b>4:8</b>	<b>8th Place</b>
1998	Qualif.	6	2	1	3	124:132	-8	5:7	4th Gr.5
2000	Qualif.	2	1	0	1	54:49	+5	2:2	Won vs. POR
2000	Play-off	2	0	0	2	54:62	-8	0:4	Lost vs. AUT
2002	Play-off	2	2	0	0	57:44	+13	4:0	Won vs. BUL
<b>2002</b>	<b>EHF EURO</b>	<b>3</b>	<b>0</b>	<b>0</b>	<b>3</b>	<b>79:94</b>	<b>-15</b>	<b>0:6</b>	<b>15th Place</b>
2004	Play-off	2	1	1	0	55:45	+10	3:1	Won vs. SUI
<b>2004</b>	<b>EHF EURO</b>	<b>3</b>	<b>0</b>	<b>0</b>	<b>3</b>	<b>68:81</b>	<b>-13</b>	<b>0:6</b>	<b>14th Place</b>
<b>2006</b>	<b>EHF EURO</b>	<b>7</b>	<b>3</b>	<b>0</b>	<b>4</b>	<b>156:170</b>	<b>-14</b>	<b>6:8</b>	<b>6th Place</b>
2008	Play-off	2	2	0	0	54:44	+10	4:0	Won vs. CZE
<b>2008</b>	<b>EHF EURO</b>	<b>6</b>	<b>2</b>	<b>2</b>	<b>2</b>	<b>134:135</b>	<b>-1</b>	<b>6:6</b>	<b>9th Place</b>
2010	Qualif.	6	4	0	2	167:128	+39	8:4	2nd Gr.2
<b>2010</b>	<b>EHF EURO</b>	<b>8</b>	<b>6</b>	<b>0</b>	<b>2</b>	<b>199:176</b>	<b>+23</b>	<b>12:4</b>	<b>Runners-up</b>
2012	Qualif.	6	5	1	0	182:131	+51	11:1	1st Gr.5
<b>2012</b>	<b>EHF EURO</b>	<b>6</b>	<b>3</b>	<b>1</b>	<b>2</b>	<b>153:142</b>	<b>+11</b>	<b>7:5</b>	<b>8th Place</b>
Total Qualif.		42	28	3	11	1084:885	+199	59:25	
<b>Total EHF EURO</b>		<b>45</b>	<b>19</b>	<b>3</b>	<b>23</b>	<b>1065:1114</b>	<b>-49</b>	<b>41:49</b>	



## Sweden – National Team Statistics

### Team records – EHF European Championship qualification

Biggest win:	41:12 (22:11) v Georgia @ Skara SWE, 08.05.1993
Biggest defeat:	27:16 (13:8) v Ukraine @ Kyiv UKR, 29.04.1998
Longest winning run:	5 matches (06.06.2004 – 18.10.2009)
Longest unbeaten run:	8 matches (01.06.2002 – 18.10.2009)
	8 matches (26.05.2010 – 02.06.2012)
Longest losing run:	2 matches (15.03.1998 – 29.04.1998)
	2 matches (08.04.2000 – 15.04.2000)
	2 matches (01.04.2010 – 04.04.2010)
Longest run without win:	4 matches (15.03.1998 – 14.11.1999)
Current run:	Three matches won (24.03.2012 – 02.06.2012)

### Head-to-head encounters

#### SLO vs SWE

20.10.2011	Skövde SWE	SWE-SLO	ECh-Qual. 2 – Group 5	27:20 (15:10)
31.05.2012	Velenje SLO	SLO-SWE	ECh-Qual. 2 – Group 5	23:26 (10:15)

#### SRB vs SWE

10.12.2012	Beograd SRB	SRB-SWE	ECh – MR-Group I	<b>23:23 (13:14)</b>
------------	-------------	---------	------------------	----------------------

#### SUI vs SWE

04.12.1977	Gütersloh FRG	SWE-SUI	B-WCh – Group C	16:10 (9:5)
05.11.1986	València ESP	SWE-SUI	C-WCh – Group B	17:7 (9:5)
27.10.1988	Illier Combray FRA	SUI-SWE	C-WCh – Group B	12:16 (5:8)
02.05.1993	St. Gallen SUI	SUI-SWE	ECh-Qual. – Group 4	20:27 (12:10)
23.10.1993	Sävsjö SWE	SWE-SUI	ECh-Qual. – Group 4	19:16 (10:7)
28.05.2004	Herisau SUI	SUI-SWE	ECh-Playoff	23:23 (13:10)
06.06.2004	Göteborg SWE	SWE-SUI	ECh-Playoff	32:22 (15:9)

#### Legend

ECh – European Championship; WCh – World Championship; A-WCh – A-World Championship; B-WCh – B-World Championship; C-WCh – C-World Championship; OG – Olympic Games; MR – Main Round; Qual. – Qualification; Pre-Qual. – Pre-Qualification; MP – Matches Played; W – Wins; D – Draws; L – Losses

**Bold** denotes a final tournament (European Championship, World Championship, Olympic Games)



## Serbia



### Media contact

Zika Bogdanovic  
+381 600 643 477  
info@balkan-handball.com  
www.rss.org.rs



### Team profile

Serbia enter the qualification for the Women's EHF EURO 2014 just months before they host the World Championship 2013. Handball has always been a popular sport in Serbia., in particular boosted by the success the women's team enjoyed under the national banner of Yugoslavia, when it qualified for most international tournaments and had intermittent success (1980 & 1984 Olympic Games silver and gold medals;

2001 World Championship bronze). In the four years when the team competed as Serbia and Montenegro, it was relatively unsuccessful in making waves on the international stage. But now they continue to make progress and their hard work and determination is beginning to pay off, most obviously proven by a fourth place at the EHF EURO in December last year at home in front of their frenetic fans.

### EHF European Championship (qualification) record

Year	Stage	MP	W	D	L	Goals	Diff.	Pts.	Rank
2006	EHF EURO	3	0	0	3	77:92	-15	0:6	14th Place
2008	Play-off	2	1	0	1	54:52	+2	2:2	Won vs. NED
2008	EHF EURO	3	0	0	3	87:93	-6	0:6	13th Place
2010	Qualif.	6	4	0	2	179:142	+37	8:4	2nd Gr.5
2010	EHF EURO	3	0	0	3	71:91	-20	0:6	14th Place
2012	Qualif.	6	5	0	1	179:131	+48	10:2	2nd Gr.2
2012	EHF EURO	8	4	1	3	213:209	+4	9:7	4th Place
-----									
	Total Qualif.	14	10	0	4	412:325	+87	20:8	
	<b>Total EHF EURO</b>	<b>17</b>	<b>4</b>	<b>1</b>	<b>12</b>	<b>448:485</b>	<b>-37</b>	<b>9:25</b>	



## Serbia - National Team Statistics

### Team records – EHF European Championship qualification

Biggest win:	45:18 (25:10) v Greece @ Zrenjanin SRB, 14.10.2009
Biggest defeat:	29:25 (15:12) v Spain @ Estella-Lizarra ESP, 04.04.2010
Longest winning run:	5 matches (26.05.2010 – 22.03.2012)
Longest unbeaten run:	5 matches (26.05.2010 – 22.03.2012)
Longest losing run:	2 matches (31.03.2010 – 04.04.2010)
Longest run without win:	2 matches (31.03.2010 – 04.04.2010)
Current run:	2 matches won (30.05.2012 – 02.06.2012)

### Head-to-head encounters

#### SRB vs SWE

**10.12.2012** Beograd SRB

SRB-SWE ECh – MR-Group I

**23:23 (13:14)**

#### SLO vs SRB

No previous encounters

#### SRB vs SUI

No previous encounters

#### Legend

ECh – European Championship; WCh – World Championship; A-WCh – A-World Championship; B-WCh – B-World Championship; C-WCh – C-World Championship; OG – Olympic Games; MR – Main Round; Qual. – Qualification; Pre-Qual. – Pre-Qualification; MP – Matches Played; W – Wins; D – Draws; L – Losses

**Bold** denotes a final tournament (European Championship, World Championship, Olympic Games)





## Slovenia



### Media contact

Slovenian Handball  
Federation  
+386 1 5476622  
office@  
rokometna-zveza.si  
www.rokometna-zveza.si



### Team profile

On club level Slovenia has one of the best handball teams in Europe: Krim Ljubljana. But the national team has never been as successful even though they qualified for four World Championships and four EHF EURO events. Their best result was eighth at the World Championship 2003. In Europe it was their ninth position in 2004 when the team featured stars like Natalija Derepasko, Anja Freser and Tanja

Oder. These days it is former Krim coach Marta Bon's task to build a team with only a small number of experienced players like goalkeeper Sergeja Stefanisin. The team's young talents include Barbara Lacovic-Varlek or Ana Gros. But with Serbia, Switzerland (coached by Marta Bon from 2010 to 2012) and Sweden, the challenge will arguably be tough. The last time Slovenia qualified for an EHF EURO was in 2010.

### EHF European Championship (qualification) record

Year	Stage	MP	W	D	L	Goals	Diff.	Pts.	Rank
1994	Qualif.	6	0	1	5	109:159	-50	1:11	4th Gr.1
1996	Pre-Qualif.	4	1	0	3	100:111	-11	2:6	3rd Gr.B
1998	Qualif.	6	0	0	6	149:184	-35	0:12	4th Gr.1
2000	Qualif.	2	2	0	0	70:40	+30	4:0	Won vs. ITA
2000	Play-off	2	0	0	2	42:48	-6	0:4	Lost vs. FRA
2002	ECh Play Off	2	2	0	0	48:45	+3	4:0	Won vs. SVK
<b>2002</b>	<b>EHF EURO</b>	<b>6</b>	<b>2</b>	<b>0</b>	<b>4</b>	<b>151:166</b>	<b>-15</b>	<b>4:8</b>	<b>10th Place</b>
2004	Play-off	2	2	0	0	79:68	+11	4:0	Won vs. TUR
<b>2004</b>	<b>EHF EURO</b>	<b>6</b>	<b>2</b>	<b>0</b>	<b>4</b>	<b>164:181</b>	<b>-17</b>	<b>4:8</b>	<b>9th Place</b>
2006	Play-off	2	1	0	1	60:52	+8	2:2	Won vs. BUL
<b>2006</b>	<b>EHF EURO</b>	<b>3</b>	<b>0</b>	<b>0</b>	<b>3</b>	<b>80:108</b>	<b>-28</b>	<b>0:6</b>	<b>16th Place</b>
2008	Play-off	2	0	1	1	50:54	-4	1:3	Lost vs. BLR
2010	Qualif.	6	3	0	3	166:176	-10	6:6	2nd Gr.4
<b>2010</b>	<b>EHF EURO</b>	<b>3</b>	<b>0</b>	<b>0</b>	<b>3</b>	<b>54:89</b>	<b>-35</b>	<b>0:6</b>	<b>16th Place</b>
2012	Qualif.	6	1	0	5	138:170	-32	2:10	4th Gr.5
-----									
Total Qualif.		40	12	2	26	1011:1107	-96	26:54	
<b>Total EHF EURO</b>		<b>18</b>	<b>4</b>	<b>0</b>	<b>14</b>	<b>449:544</b>	<b>-95</b>	<b>8:28</b>	



## Slovenia – National Team Statistics

### Team records – EHF European Championship qualification

Biggest win:	38:19 (21:11) v Italy @ Koper SLO, 20.11.1999
Biggest defeat:	30:14 (18:9) v Poland @ Ciechanów POL, 13.10.1993
	31:15 (17:5) v Ukraine @ Kyiv UKR, 20.10.1993
Longest winning run:	5 matches (01.06.2002 – 28.05.2006)
Longest unbeaten run:	5 matches (01.06.2002 – 28.05.2006)
Longest losing run:	8 matches (13.12.1995 – 03.05.1998)
Longest run without win:	8 matches (13.12.1995 – 03.05.1998)
Current run:	4 matches lost (21.03.2012 – 02.06.2012)

### Head-to-head encounters

#### SLO vs SRB

No previous encounters

#### SLO vs SWE

20.10.2011	Skövde SWE	SWE-SLO	ECh-Qual. 2 – Group 5	27:20 (15:10)
31.05.2012	Velenje SLO	SLO-SWE	ECh-Qual. 2 – Group 5	23:26 (10:15)

#### SLO vs SUI

No previous encounters

#### Legend

ECh – European Championship; WCh – World Championship; A-WCh – A-World Championship; B-WCh – B-World Championship; C-WCh – C-World Championship; OG – Olympic Games; MR – Main Round; Qual. – Qualification; Pre-Qual. – Pre-Qualification; MP – Matches Played; W – Wins; D – Draws; L – Losses

**Bold** denotes a final tournament (European Championship, World Championship, Olympic Games)



# Switzerland



**Media contact**

Marco Ellenberger  
+ 41 79 629 58 42  
marco.ellenberger@handball.ch  
www.handball.ch



**Team profile**

Switzerland managed to sign an Olympian as new coach: After his three-year long preparation phase and 16 days of Olympic experience in London with the British women's team, Danish-born Jesper Holmris took over from Marta Bon, who now coaches Slovenia, at the helm of the Swiss team. His job is to be the first to lead Switzerland to an EHF EURO. In the previous three EHF EURO Qualifications for the

tournaments in FYR Macedonia (2008), Denmark/Norway (2010) and Serbia (2012), the only victories came against against Portugal (twice) and against Azerbaijan. In the pre-qualification for the World Championship 2013 they won against Greece and Finland. One of the team's very unique features are the three sisters Rahel, Noelle and Lisa Frey – who all play for different clubs in either Switzerland or Germany.

**EHF European Championship (qualification) record**

Year	Stage	MP	W	D	L	Goals	Diff.	Pts.	Rank
1994	Qualif.	6	2	0	4	145:129	+16	4:8	3rd Gr.4
1996	Pre-Qualif.	4	2	0	2	73:74	-1	4:4	2nd Gr.C
2000	Qualif.	2	0	0	2	44:47	-3	0:4	Lost vs. BUL
2002	Qualif.	2	0	0	2	41:59	-18	0:4	Lost vs. LTU
2004	Qualif.	3	1	0	2	84:86	-2	2:4	3rd Gr.1
2004	Play-off	2	0	1	1	45:55	-10	1:3	Lost vs. SWE
2006	Qualif.	5	2	0	3	137:136	+1	4:6	5th Gr.1
2008	Qualif.	4	1	0	3	92:113	-21	2:6	4th Gr.2
2010	Qualif.	6	2	0	4	143:184	-41	4:8	3rd Gr.1
2012	Qualif.	6	0	0	6	119:173	-54	0:12	4th Gr.7
Total Qualif.		40	10	1	29	923:1056	-133	21:59	



## Switzerland – National Team Statistics

### Team records – EHF European Championship qualification

Biggest win:	38:13 (14:6) v Georgia @ St. Gallen SUI, 07.02.1993
Biggest defeat:	18:39 (7:20) v Romania @ Zürich SUI, 17.10.2009
Longest winning run:	2 matches (06.02.1993 – 07.02.1993) 2 matches (31.03.2010 – 03.04.2010)
Longest unbeaten run:	2 matches (06.02.1993 – 07.02.1993) 2 matches (31.03.2010 – 03.04.2010)
Longest losing run:	8 matches (26.05.2010 – 02.06.2012)
Longest run without win:	8 matches (26.05.2010 – 02.06.2012)
Current run:	8 matches lost (26.05.2010 – 02.06.2012)

### Head-to-head encounters

#### SRB vs SUI

No previous encounters

#### SLO vs SUI

No previous encounters

#### SUI vs SWE

<b>04.12.1977</b>	<b>Gütersloh FRG</b>	<b>SWE-SUI</b>	<b>B-WCh – Group C</b>	<b>16:10 (9:5)</b>
<b>05.11.1986</b>	<b>València ESP</b>	<b>SWE-SUI</b>	<b>C-WCh – Group B</b>	<b>17:7 (9:5)</b>
<b>27.10.1988</b>	<b>Illier Combray FRA</b>	<b>SUI-SWE</b>	<b>C-WCh – Group B</b>	<b>12:16 (5:8)</b>
02.05.1993	St. Gallen SUI	SUI-SWE	ECh-Qual. – Group 4	20:27 (12:10)
23.10.1993	Sävsjö SWE	SWE-SUI	ECh-Qual. – Group 4	19:16 (10:7)
28.05.2004	Herisau SUI	SUI-SWE	ECh-Playoff	23:23 (13:10)
06.06.2004	Göteborg SWE	SWE-SUI	ECh-Playoff	32:22 (15:9)

#### Legend

ECh – European Championship; WCh – World Championship; A-WCh – A-World Championship; B-WCh – B-World Championship; C-WCh – C-World Championship; OG – Olympic Games; MR – Main Round; Qual. – Qualification; Pre-Qual. – Pre-Qualification; MP – Matches Played; W – Wins; D – Draws; L – Losses

**Bold** denotes a final tournament (European Championship, World Championship, Olympic Games)



## Qualification Group 6



Norway



Romania



Belarus

### Qualification schedule Group 6

Date	Time	Place	Teams
23.10.2013	18:00	Oradea / ROU	Romania vs. Norway
27.10.2013	16:15	Bergen / NOR	Norway vs. Romania
26.-27.03.2014		/ NOR	Norway vs. Belarus
29.-30.03.2014		/ BLR	Belarus vs. Norway
11.-12.06.2014		/ BLR	Belarus vs. Romania
15.06.2014		/ ROU	Romania vs. Belarus



# Norway



## Achievements

### EHF EURO

- 1998, 2004, 2006, 2008, 2010
- 1996, 2002, 2012
- 1994

### Olympic Games

- 2008, 2012
- 1988, 1992
- 2000

### World Championships

- 1999, 2011
- 1997, 2001, 2007
- 1986, 1993, 2009

### Media contact

Halvor Lea  
+47 41900021  
Halvor.Lea@olympiattoppen.no  
www.handball.no



### Team profile

It was only in December 2012 that the Norwegian dominance in women's handball came to an abrupt halt when the Scandinavian team lost the final at the EHF EURO 2012 in Serbia 31:34 against Montenegro after double extra time. Prior to that Norway had triumphed at three consecutive major tournaments, starting with the EHF EURO 2010, continuing with the World Championship 2011 and concluding at the 2012

Olympic Games. And even though the EHF EURO Qualification is new terrain, Norway, led by 2011 and 2012 World Handball Coach of the Year Thorir Hergeirsson, are the overwhelming favourites to win their group. Hergeirsson shaped a new top team from the large pool of Norwegian young players led by stalwarts such as Caroline Dyhre Breivang, Linn-Kristin Riegelhuth Koren, Heidi Loke and Katrine Lunde.

### EHF European Championship (qualification) record

Year	Stage	MP	W	D	L	Goals	Diff.	Pts.	Rank
1994	Qualif.	6	5	0	1	147:98	+49	10:2	1st Gr.5
<b>1994</b>	<b>EHF EURO</b>	<b>7</b>	<b>4</b>	<b>0</b>	<b>3</b>	<b>134:130</b>	<b>+4</b>	<b>8:6</b>	<b>3rd Place</b>
1996	Qualif.	6	5	0	1	134:121	+13	10:2	1st Gr.1
<b>1996</b>	<b>EHF EURO</b>	<b>7</b>	<b>4</b>	<b>2</b>	<b>1</b>	<b>179:151</b>	<b>+28</b>	<b>10:4</b>	<b>Runners-up</b>
1998	Qualif.	6	5	0	1	144:116	+28	10:2	1st Gr.3
<b>1998</b>	<b>EHF EURO</b>	<b>7</b>	<b>7</b>	<b>0</b>	<b>0</b>	<b>189:132</b>	<b>+57</b>	<b>14:0</b>	<b>Winners</b>
<b>2000</b>	<b>EHF EURO</b>	<b>6</b>	<b>2</b>	<b>2</b>	<b>2</b>	<b>151:149</b>	<b>+2</b>	<b>6:6</b>	<b>6th Place</b>
2002	Play-off	2	2	0	0	70:35	+35	4:0	Won vs.LTU
<b>2002</b>	<b>EHF EURO</b>	<b>8</b>	<b>6</b>	<b>1</b>	<b>1</b>	<b>203:169</b>	<b>+34</b>	<b>13:3</b>	<b>Runners-up</b>
<b>2004</b>	<b>EHF EURO</b>	<b>8</b>	<b>8</b>	<b>0</b>	<b>0</b>	<b>259:191</b>	<b>+68</b>	<b>16:0</b>	<b>Winners</b>
<b>2006</b>	<b>EHF EURO</b>	<b>8</b>	<b>8</b>	<b>0</b>	<b>0</b>	<b>258:179</b>	<b>+79</b>	<b>16:0</b>	<b>Winners</b>
<b>2008</b>	<b>EHF EURO</b>	<b>8</b>	<b>7</b>	<b>1</b>	<b>0</b>	<b>248:169</b>	<b>+79</b>	<b>15:1</b>	<b>Winners</b>
<b>2010</b>	<b>EHF EURO</b>	<b>8</b>	<b>7</b>	<b>0</b>	<b>1</b>	<b>239:146</b>	<b>+93</b>	<b>14:2</b>	<b>Winners</b>
<b>2012</b>	<b>EHF EURO</b>	<b>8</b>	<b>6</b>	<b>0</b>	<b>2</b>	<b>219:194</b>	<b>+25</b>	<b>12:4</b>	<b>Runners-up</b>
-----									
Total Qualif.		20	17	0	3	495:370	+125	34:6	
<b>Total EHF EURO</b>		<b>75</b>	<b>59</b>	<b>6</b>	<b>10</b>	<b>2079:1610</b>	<b>+469</b>	<b>124:26</b>	



# Norway – National Team Statistics

## Team records – EHF European Championship qualification

Biggest win:	34:13 (15:6) v Latvia @ Trondheim NOR, 06.06.1993 13:34 (7:16) v Latvia @ Bauska LAT, 05.08.1993
Biggest defeat:	29:18 (14:6) v Lithuania @ Kaunas LTU, 04.02.1996
Longest winning run:	6 matches (07.03.1996 – 15.02.1998)
Longest unbeaten run:	6 matches (07.03.1996 – 15.02.1998)
Longest losing run:	1 match (08.08.1993) 1 match (04.02.1996) 1 match (12.03.1998)
Longest run without win:	1 match (08.08.1993) 1 match (04.02.1996) 1 match (12.03.1998)
Current run:	5 matches won (15.03.1998 – 01.06.2002)

## Head-to-head encounters

### BLR vs NOR

<b>02.12.1997</b>	Saarbrücken GER	NOR-BLR	WCh – Group B	<b>34:21 (14:12)</b>
<b>29.11.1999</b>	Oslo NOR	NOR-BLR	WCh – Group A	<b>29:13 (13:9)</b>
<b>09.12.2000</b>	Bucureşti ROU	BLR-NOR	ECh – Group B	<b>26:26 (13:12)</b>

### NOR vs ROU

<b>12.12.1971</b>	Rotterdam NED	NOR-ROU	A-WCh – Group B	<b>6:8 (3:4)</b>
<b>10.12.1973</b>	Zavidovići YUG	ROU-NOR	A-WCh – Group B	<b>10:5 (6:2)</b>
<b>04.12.1975</b>	Vilnius URS	ROU-NOR	A-WCh – Group A	<b>13:10 (6:3)</b>
<b>11.12.1982</b>	Budapest HUN	NOR-ROU	A-WCh – Place 7-12	<b>16:16 (8:8)</b>
<b>12.12.1986</b>	Arnhem NED	NOR-ROU	A-WCh – MR-Group II	<b>23:23 (10:11)</b>
<b>27.11.1990</b>	Seoul KOR	NOR-ROU	A-WCh – Group D	<b>13:12 (7:8)</b>
<b>05.12.1993</b>	Oslo NOR	NOR-ROU	WCh – Place 3/4	<b>20:19 (11:9)</b>
<b>14.12.1995</b>	Wiener Neustadt AUT	NOR-ROU	WCh – 1/4-final	<b>21:19 (10:12)</b>
<b>11.12.1996</b>	Fredericia DEN	NOR-ROU	ECh – Group B	<b>26:26 (12:16)</b>
<b>28.09.2000</b>	Sydney AUS	NOR-ROU	OG – 1/4-final	<b>28:16 (12:8)</b>
<b>10.12.2000</b>	Bucureşti ROU	ROU-NOR	ECh – Group B	<b>26:22 (14:12)</b>
<b>07.12.2003</b>	Karlovac CRO	NOR-ROU	WCh – Group C	<b>29:21 (13:9)</b>
<b>17.08.2008</b>	Beijing CHN	NOR-ROU	OG – Group A	<b>24:23 (12:11)</b>
<b>11.12.2008</b>	Ohrid MKD	ROU-NOR	ECh – MR-Group I	<b>31:37 (14:19)</b>
<b>10.12.2009</b>	Suzhou CHN	NOR-ROU	WCh – Group C	<b>25:24 (14:12)</b>

### Legend

ECh – European Championship; WCh – World Championship; A-WCh – A-World Championship; B-WCh – B-World Championship; C-WCh – C-World Championship; OG – Olympic Games; MR – Main Round; Qual. – Qualification; Pre-Qual. – Pre-Qualification; MP – Matches Played; W – Wins; D – Draws; L – Losses

**Bold** denotes a final tournament (European Championship, World Championship, Olympic Games)



## Romania



### Achievements

#### EHF EURO

3 2010

#### World Championships

1 1962

2 1973, 2005



#### Media contact

Ionel Pana  
+ 40 744 594263  
icgel@yahoo.com  
www.frh.ro

#### Team profile

At their eighth EHF EURO event, the 2010 championship in Denmark and Norway, Romania won their first medal. Despite losing to Sweden in the semi-final, the team, led by outstanding EHF EURO top scorer Cristina Neagu, secured the bronze medal in a hard fought match for third place against Denmark. Five years earlier they had won their piece of precious metal when they came second at the World Championship

in Russia. Shortly before the EHF EURO 2012 in Serbia head coach Radu Voinea relinquished his position and Gheorge Tadici, who had been Voinea's predecessor as well, took over once more. Many of the successes in Romanian women's handball, including the aforementioned silver medal at the World Championship 2005 or the Cup Winners' Cup of Oltschim Valcea in 2007 are connected to his name.

#### EHF European Championship (qualification) record

Year	Stage	MP	W	D	L	Goals	Diff.	Pts.	Rank
1994	Qualif.	6	5	0	1	122:83	+39	10:2	1st Gr.4
<b>1994</b>	<b>EHF EURO</b>	<b>6</b>	<b>2</b>	<b>0</b>	<b>4</b>	<b>112:124</b>	<b>-12</b>	<b>4:8</b>	<b>10th Place</b>
1996	Qualif.	6	3	1	2	137:126	+11	7:5	2nd Gr.3
<b>1996</b>	<b>EHF EURO</b>	<b>6</b>	<b>4</b>	<b>1</b>	<b>1</b>	<b>155:139</b>	<b>+16</b>	<b>9:3</b>	<b>5th Place</b>
1998	Qualif.	6	4	0	2	164:157	+7	8:4	2nd Gr.4
<b>1998</b>	<b>EHF EURO</b>	<b>6</b>	<b>1</b>	<b>0</b>	<b>5</b>	<b>148:168</b>	<b>-20</b>	<b>2:10</b>	<b>11th Place</b>
<b>2000</b>	<b>EHF EURO</b>	<b>7</b>	<b>3</b>	<b>1</b>	<b>3</b>	<b>168:164</b>	<b>+4</b>	<b>7:7</b>	<b>4th Place</b>
<b>2002</b>	<b>EHF EURO</b>	<b>7</b>	<b>4</b>	<b>0</b>	<b>3</b>	<b>169:166</b>	<b>+3</b>	<b>8:6</b>	<b>7th Place</b>
2004	Play-off	2	1	1	0	58:55	+3	3:1	Won vs. NED
<b>2004</b>	<b>EHF EURO</b>	<b>7</b>	<b>5</b>	<b>0</b>	<b>2</b>	<b>206:187</b>	<b>+19</b>	<b>10:4</b>	<b>7th Place</b>
2006	Play-off	2	0	1	1	47:51	-4	1:3	Lost vs. SCG
2008	Play-off	2	2	0	0	70:46	+24	4:0	Won vs. ISL
<b>2008</b>	<b>EHF EURO</b>	<b>7</b>	<b>5</b>	<b>0</b>	<b>2</b>	<b>209:199</b>	<b>+10</b>	<b>10:4</b>	<b>5th Place</b>
2010	Qualif.	6	4	1	1	219:153	+66	9:3	2nd Gr.1
<b>2010</b>	<b>EHF EURO</b>	<b>8</b>	<b>5</b>	<b>0</b>	<b>3</b>	<b>205:197</b>	<b>+8</b>	<b>10:6</b>	<b>3rd Place</b>
2012	Qualif.	6	5	0	1	187:128	+59	10:2	1st Gr.2
<b>2012</b>	<b>EHF EURO</b>	<b>6</b>	<b>2</b>	<b>1</b>	<b>3</b>	<b>136:139</b>	<b>-3</b>	<b>5:7</b>	<b>10th Place</b>
Total Qualif.		36	24	4	8	1004:799	+205	52:20	
<b>Total EHF EURO</b>		<b>60</b>	<b>31</b>	<b>3</b>	<b>26</b>	<b>1508:1483</b>	<b>+25</b>	<b>65:55</b>	





## Romania – National Team Statistics

### Team records – EHF European Championship qualification

Biggest win:	39:18 (20:7) v Switzerland @ Zürich SUI, 17.10.2009
	44:23 (20:12) v Portugal @ Leiria POR, 26.05.2010
Biggest defeat:	31:21 (15:12) v Belarus @ Minsk BLR, 15.02.1998
Longest winning run:	4 matches (01.06.2008 – 17.10.2009)
	4 matches (26.05.2010 – 22.10.2011)
Longest unbeaten run:	6 matches (03.06.2006 – 31.03.2010)
Longest losing run:	1 match (21.11.1993)
	1 match (03.02.1996)
	1 match (06.04.1996)
	1 match (15.02.1998)
	1 match (29.04.1998)
	1 match (28.05.2006)
	1 match (03.04.2010)
	1 match (22.03.2012)
Longest run without win:	3 matches (06.06.2004 – 03.06.2006)
Current run:	3 matches won (24.03.2012 – 02.06.2012)

### Head-to-head encounters

#### NOR vs ROU

12.12.1971	Rotterdam NED	NOR-ROU	A-WCh – Group B	6:8 (3:4)
10.12.1973	Zavidovići YUG	ROU-NOR	A-WCh – Group B	10:5 (6:2)
04.12.1975	Vilnius URS	ROU-NOR	A-WCh – Group A	13:10 (6:3)
11.12.1982	Budapest HUN	NOR-ROU	A-WCh – Place 7-12	16:16 (8:8)
12.12.1986	Arnhem NED	NOR-ROU	A-WCh – MR-Group II	23:23 (10:11)
27.11.1990	Seoul KOR	NOR-ROU	A-WCh – Group D	13:12 (7:8)
05.12.1993	Oslo NOR	NOR-ROU	WCh – Place 3/4	20:19 (11:9)
14.12.1995	Wiener Neustadt AUT	NOR-ROU	WCh – 1/4-final	21:19 (10:12)
11.12.1996	Fredericia DEN	NOR-ROU	ECh – Group B	26:26 (12:16)
28.09.2000	Sydney AUS	NOR-ROU	OG – 1/4-final	28:16 (12:8)
10.12.2000	București ROU	ROU-NOR	ECh – Group B	26:22 (14:12)
07.12.2003	Karlovac CRO	NOR-ROU	WCh – Group C	29:21 (13:9)
17.08.2008	Beijing CHN	NOR-ROU	OG – Group A	24:23 (12:11)
11.12.2008	Ohrid MKD	ROU-NOR	ECh – MR-Group I	31:37 (14:19)
10.12.2009	Suzhou CHN	NOR-ROU	WCh – Group C	25:24 (14:12)

#### BLR vs ROU

11.02.1998	Ploiești ROU	ROU-BLR	ECh-Qual. – Group 4	30:26 (10:12)
15.02.1998	Minsk BLR	BLR-ROU	ECh-Qual. – Group 4	31:21 (15:12)
<b>08.12.2000</b>	<b>București ROU</b>	<b>ROU-BLR</b>	<b>ECh – Group B</b>	<b>29:28 (15:15)</b>
06.06.2009	Mogilev BLR	BLR-ROU	WCh-Playoff	31:32 (14:18)
13.06.2009	București ROU	ROU-BLR	WCh-Playoff	38:32 (22:16)

#### Legend

ECh – European Championship; WCh – World Championship; A-WCh – A-World Championship; B-WCh – B-World Championship; C-WCh – C-World Championship; OG – Olympic Games; MR – Main Round; Qual. – Qualification; Pre-Qual. – Pre-Qualification; MP – Matches Played; W – Wins; D – Draws; L – Losses

**Bold** denotes a final tournament (European Championship, World Championship, Olympic Games)



## Belarus



### Media contact

Tatiana Pustokhod  
+375 17 2909653  
handball\_blr@mail.ru  
www.handball.by



### Team profile

As part of the Soviet Union Belarus was a powerhouse in men's and especially in women's handball with famous club SKA Minsk being the well-known stronghold. Since the nation's independence, men's handball developed quicker than the women's sport. Since 2008 the Belarusian women have not qualified for a major event, while before they had been part of three EHF EUROs and two World Championships.

The team of coach Tomas Chater consists of tall shooters, but they lack some international experience, as none of them have 100 or more matches under their belt. One of the most experienced is goalkeeper Elena Abramovich, who plays for Hungarian side FTC. Most of her national teammates still are in Belarus, some play in Russia. Top scorer is Ales Kurchankova, who scored 340 goals in 93 internationals.

### EHF European Championship (qualification) record

Year	Stage	MP	W	D	L	Goals	Diff.	Pts.	Rank
1994	Qualif.	6	2	1	3	158:154	+4	5:7	3rd Gr.3
1996	Pre-Qualif.	2	1	0	1	43:46	-3	2:2	Lost vs. POL
1998	Qualif.	6	2	0	4	142:158	-16	4:8	3rd Gr.4
2000	Play-off	2	1	0	1	59:50	+9	2:2	Won vs. TUR
<b>2000</b>	<b>EHF EURO</b>	<b>6</b>	<b>1</b>	<b>3</b>	<b>2</b>	<b>161:165</b>	<b>-4</b>	<b>5:7</b>	<b>11th Place</b>
2002	Play-off	2	2	0	0	62:38	+24	4:0	Won vs. GRE
<b>2002</b>	<b>EHF EURO</b>	<b>3</b>	<b>0</b>	<b>0</b>	<b>3</b>	<b>65:86</b>	<b>-21</b>	<b>0:6</b>	<b>16th Place</b>
2004	Play-off	2	2	0	0	49:41	+8	4:0	Won vs. AZE
<b>2004</b>	<b>EHF EURO</b>	<b>3</b>	<b>0</b>	<b>0</b>	<b>3</b>	<b>70:87</b>	<b>-17</b>	<b>0:6</b>	<b>16th Place</b>
2006	Play-off	2	1	0	1	51:56	-5	2:2	Lost vs. NED
2008	Qualif.	5	3	1	1	171:122	+49	7:3	3rd Gr.1
2008	Play-off	2	1	1	0	54:50	+4	3:1	Won vs. SLO
<b>2008</b>	<b>EHF EURO</b>	<b>6</b>	<b>1</b>	<b>2</b>	<b>3</b>	<b>164:171</b>	<b>-7</b>	<b>4:8</b>	<b>12th Place</b>
2010	Qualif.	6	3	0	3	166:176	-10	6:6	3rd Gr.4
2012	Qualif.	6	2	0	4	155:162	-7	4:8	3rd Gr.1
-----									
Total Qualif.		41	20	3	18	1110:1053	+57	43:39	
<b>Total EHF EURO</b>		<b>18</b>	<b>2</b>	<b>5</b>	<b>11</b>	<b>460:509</b>	<b>-49</b>	<b>19:27</b>	



## Belarus – National Team Statistics

### Team records – EHF European Championship qualification

Biggest win:	40:12 (20:8) v Israel @ Panevėžys LTU, 27.11.2007
Biggest defeat:	28:17 (15:6) v Slovakia @ Šafa SVK, 29.04.1998 35:24 (15:11) v Germany @ Dessau GER, 04.04.2010
Longest winning run:	5 matches (16.04.2000 – 05.06.2004)
Longest unbeaten run:	5 matches (16.04.2000 – 05.06.2004) 5 matches (03.06.2006 – 01.12.2007)
Longest losing run:	3 matches (13.06.1993 – 20.06.1993) 3 matches (11.03.1998 – 29.04.1998) 3 matches (17.10.2009 – 04.04.2010)
Longest run without win:	4 matches (30.05.1993 – 20.06.1993)
Current run:	2 matches lost (30.05.2012 – 03.06.2012)

### Head-to-head encounters

#### BLR vs NOR

<b>02.12.1997</b>	<b>Saarbrücken GER</b>	<b>NOR-BLR</b>	<b>WCh – Group B</b>	<b>34:21 (14:12)</b>
<b>29.11.1999</b>	<b>Oslo NOR</b>	<b>NOR-BLR</b>	<b>WCh – Group A</b>	<b>29:13 (13:9)</b>
<b>09.12.2000</b>	<b>Bucureşti ROU</b>	<b>BLR-NOR</b>	<b>ECh – Group B</b>	<b>26:26 (13:12)</b>

#### BLR vs ROU

11.02.1998	Ploieşti ROU	ROU-BLR	ECh-Qual. – Group 4	30:26 (10:12)
15.02.1998	Minsk BLR	BLR-ROU	ECh-Qual. – Group 4	31:21 (15:12)
<b>08.12.2000</b>	<b>Bucureşti ROU</b>	<b>ROU-BLR</b>	<b>ECh – Group B</b>	<b>29:28 (15:15)</b>
06.06.2009	Mogilev BLR	BLR-ROU	WCh-Playoff	31:32 (14:18)
13.06.2009	Bucureşti ROU	ROU-BLR	WCh-Playoff	38:32 (22:16)

#### Legend

ECh – European Championship; WCh – World Championship; A-WCh – A-World Championship; B-WCh – B-World Championship; C-WCh – C-World Championship; OG – Olympic Games; MR – Main Round; Qual. – Qualification; Pre-Qual. – Pre-Qualification; MP – Matches Played; W – Wins; D – Draws; L – Losses

**Bold** denotes a final tournament (European Championship, World Championship, Olympic Games)



## Qualification Group 7



Russia



Germany



FYR Macedonia

### Qualification schedule Group 7

Date	Time	Place	Teams
23.10.2013	19:30	Trier / GER	Germany vs. Russia
27.10.2013	18:00	Astrakhan / RUS	Russia vs. Germany
26.-27.03.2014		/ RUS	Russia vs. FYR Macedonia
29.-30.03.2014		/ MKD	FYR Macedonia vs. Russia
11.-12.06.2014		/ MKD	FYR Macedonia vs. Germany
14.-15.06.2014		/ GER	Germany vs. FYR Macedonia



# Russia



## Achievements

### EHF EURO

- 2006
- 2000, 2008

### Olympic Games

- 2008

### World Championships

- 2001, 2005, 2007, 2008

### Media contact

Benjamin Kuznetsov  
+7 916 618 6054  
benkuz@gmail.com  
www.rushandball.ru



### Team profile

Alongside Norway, from 2001 to 2009, Russia were the dominant team in the world of women's handball. At their most successful, the team won four World Championship titles (2001, 2005, 2007 and 2009) and the Olympic silver medal at the 2008 event in Beijing. Nevertheless, at the European Championship, Russia could never secure a title; the biggest EHF EURO success came at the 2006 event in Sweden when the

team won the silver medal in the final against Norway. And now the coaching mastermind of all this success is back on the bench. Evgeny Trefilov had been dismissed from his post after the 2012 Olympic Games, but was reinstated by the Handball Union of Russia in September 2013 after Russia – under Trefilov's successor Vitaly Krokhin – failed to qualify for the World Championship 2013.

### EHF European Championship (qualification) record

1994	Qualif.	6	6	0	0	179:88	+91	12: 0	1st Gr.2
<b>1994</b>	<b>EHF EURO</b>	<b>6</b>	<b>3</b>	<b>0</b>	<b>3</b>	<b>143:116</b>	<b>+27</b>	<b>6:6</b>	<b>6th Place</b>
1996	Qualif.	6	5	0	1	151:119	+32	10:2	1st Gr.4
<b>1996</b>	<b>EHF EURO</b>	<b>6</b>	<b>3</b>	<b>1</b>	<b>2</b>	<b>164:147</b>	<b>+17</b>	<b>7:5</b>	<b>7th Place</b>
1998	Qualif.	6	4	0	2	160:149	+11	8:4	2nd Gr.1
<b>1998</b>	<b>EHF EURO</b>	<b>6</b>	<b>1</b>	<b>1</b>	<b>4</b>	<b>144:147</b>	<b>-3</b>	<b>3:9</b>	<b>9th Place</b>
2000	Play-off	2	1	0	1	53:53	0	2: 2	Won vs. ESP
<b>2000</b>	<b>EHF EURO</b>	<b>7</b>	<b>5</b>	<b>0</b>	<b>2</b>	<b>163:148</b>	<b>+15</b>	<b>10:4</b>	<b>3rd Place</b>
<b>2002</b>	<b>EHF EURO</b>	<b>8</b>	<b>4</b>	<b>1</b>	<b>3</b>	<b>202:189</b>	<b>+13</b>	<b>9:7</b>	<b>4th Place</b>
<b>2004</b>	<b>EHF EURO</b>	<b>8</b>	<b>4</b>	<b>0</b>	<b>4</b>	<b>226:215</b>	<b>+11</b>	<b>8:8</b>	<b>4th Place</b>
<b>2006</b>	<b>EHF EURO</b>	<b>8</b>	<b>7</b>	<b>0</b>	<b>1</b>	<b>242:200</b>	<b>+42</b>	<b>14:2</b>	<b>Runners-up</b>
<b>2008</b>	<b>EHF EURO</b>	<b>8</b>	<b>5</b>	<b>1</b>	<b>2</b>	<b>210:183</b>	<b>+27</b>	<b>11:5</b>	<b>3rd Place</b>
2010	Qualif.	6	4	1	1	196:155	+41	9:3	2nd Gr.6
<b>2010</b>	<b>EHF EURO</b>	<b>6</b>	<b>3</b>	<b>0</b>	<b>3</b>	<b>159:145</b>	<b>+14</b>	<b>6:6</b>	<b>7th Place</b>
2012	Qualif.	6	4	0	2	155:135	+20	8:4	2nd Gr.3
<b>2012</b>	<b>EHF EURO</b>	<b>7</b>	<b>2</b>	<b>3</b>	<b>2</b>	<b>190:180</b>	<b>+10</b>	<b>7:7</b>	<b>6th Place</b>
-----									
Total Qualif.		32	24	1	7	894:699	+195	49:15	
<b>Total EHF EURO</b>		<b>70</b>	<b>37</b>	<b>7</b>	<b>26</b>	<b>1843:1670</b>	<b>+173</b>	<b>81:59</b>	



## Russia – National Team Statistics

### Team records – EHF European Championship qualification

Biggest win:	31:10 (15:3) v Italy @ Enna ITA, 15.06.1993
	38:17 (19:7) v Portugal @ Lagoa POR, 30.12.1993
Biggest defeat:	27:19 (12:10) v Austria @ Stockerau AUT, 02.05.1998
	30:22 (15:14) v Poland @ Kwidzyn POL, 30.05.2012
Longest winning run:	11 matches (14.06.1993 – 03.04.1996)
Longest unbeaten run:	11 matches (14.06.1993 – 03.04.1996)
Longest losing run:	2 matches (02.05.1998 – 08.04.2000)
Longest run without win:	2 matches (02.05.1998 – 08.04.2000)
Current run:	1 match won (03.06.2012)

### Head-to-head encounters

#### GER vs RUS

17.09.1994	Oldenburg GER	GER-RUS	ECh – Group B	23:21 (10:8)
08.12.1995	Győr HUN	GER-RUS	WCh – Group C	18:18 (6:10)
17.12.1995	Wiener Neustadt AUT	RUS-GER	WCh – Place 5/6	22:26 (10:14)
11.12.1996	Fredericia DEN	GER-RUS	ECh – Group B	29:23 (14:11)
14.12.1997	Berlin GER	GER-RUS	WCh – Place 3/4	27:25 (16:12)
07.12.1999	Gjøvik NOR	RUS-GER	WCh – 1/8-final	19:22 (7:8)
12.12.2000	Râmnicu Vâlcea ROU	GER-RUS	ECh – Group A	18:22 (10:11)
06.12.2002	Farum/Sjælland DEN	RUS-GER	ECh – Group C	25:22 (12:10)
16.12.2006	Stockholm SWE	GER-RUS	ECh – 1/2-final	29:33 (13:16)
17.08.2008	Beijing CHN	RUS-GER	OG – Group B	30:29 (16:14)
11.12.2008	Skopje MKD	RUS-GER	ECh – MR-Group II	22:27 (12:14)
14.12.2008	Skopje MKD	RUS-GER	ECh – Place 3/4	24:21 (17:11)
12.12.2009	Yangzhou CHN	GER-RUS	WCh – MR-Group I	22:34 (13:16)
09.12.2012	Novi Sad SRB	GER-RUS	ECh – MR-Group II	26:26 (16:13)

#### MKD vs RUS

04.12.1997	Neubrandenburg GER	RUS-MKD	WCh – Group D	22:19 (9:8)
16.12.1998	's-Hertogenbosch NED	RUS-MKD	ECh – Group B	23:25 (14:11)
02.12.2007	Saint-Brieuc FRA	RUS-MKD	WCh – Group B	27:22 (12:14)
08.12.2008	Skopje MKD	MKD-RUS	ECh – MR-Group II	24:43 (12:15)

#### Legend

ECh – European Championship; WCh – World Championship; A-WCh – A-World Championship; B-WCh – B-World Championship; C-WCh – C-World Championship; OG – Olympic Games; MR – Main Round; Qual. – Qualification; Pre-Qual. – Pre-Qualification; MP – Matches Played; W – Wins; D – Draws; L – Losses

**Bold** denotes a final tournament (European Championship, World Championship, Olympic Games)



# Germany



## Achievements

### EHF EURO

- ② 1994
- ③ 2000, 2008

### Olympic Games

- ② 1976
- ③ 1980 (both GDR)

### World Championships

- ① 1971, 1975, 1978 (all GDR), 1993
- ③ 1965, 1990 (GDR); 1997, 2007

### Media contact

Tim Oliver Kalle  
+49 231 911910  
timoliver.kalle@dhb.de  
www.dhb.de



### Team profile

Germany have participated at all editions of the EHF EURO and have entered the semi-final on four occasions so far - three times walking away with 4th place, but in 1994 at the first EHF EURO the team won the silver medal on home court. A more recent highlight for the team came courtesy of its performance at the 2007 World Championship in France, where Germany took home the bronze medal, and Clara Woltering,

Anja Althaus and Anne Müller are still part of the team today. At the EHF EURO 2012 in Serbia the team scraped into the main round with just one win, before two victories and a draw saw them finish with a respectable seventh in the end. Most recently the team qualified for the World Championship 2013 in Serbia by beating Ukraine away as well as on home court in the European play-offs at the beginning of June.

### EHF European Championship (qualification) record

Year	Stage	MP	W	D	L	Goals	Diff.	Pts.	Rank
1994	EHF EURO	7	5	0	2	152:143	+9	10:4	Runners-up
1996	Qualif.	6	4	0	2	134:118	+16	8:4	1st Gr.2
1996	EHF EURO	7	4	0	3	169:165	+4	8:6	4th Place
1998	Qualif.	6	4	1	1	158:137	+21	9:3	2nd Gr.2
1998	EHF EURO	6	4	0	2	140:145	-5	8:4	6th Place
2000	Play-off	2	1	0	1	45:42	+3	2:2	Won vs. CRO
2000	EHF EURO	6	2	0	4	139:155	-16	4:8	9th Place
2002	Play-off	2	1	1	0	49:46	+3	3:1	Won vs. CRO
2002	EHF EURO	6	1	0	5	142:168	-26	2:10	11th Place
2004	Play-off	2	1	0	1	51:47	+4	2:2	Won vs. MKD
2004	EHF EURO	7	5	0	2	183:173	+10	10:4	5th Place
2006	EHF EURO	8	5	0	3	228:208	+20	10:6	4th Place
2008	EHF EURO	8	5	1	2	227:208	+19	11:5	4th Place
2010	Qualif.	6	6	0	0	205:129	+76	12:0	1st Gr.4
2010	EHF EURO	3	1	0	2	78:87	-9	2:4	13th Place
2012	Qualif.	6	5	0	1	178:125	+53	10:2	1st Gr.2
2012	EHF EURO	6	3	1	2	136:132	+4	7:5	7th Place
Total Qualif.		30	22	2	6	820:644	+176	46:14	
<b>Total EHF EURO</b>		<b>64</b>	<b>35</b>	<b>2</b>	<b>27</b>	<b>1594:1584</b>	<b>+10</b>	<b>72:56</b>	



## Germany – National Team Statistics

### Team records – EHF European Championship qualification

Biggest win:	45:19 (20:9) v Italy @ Freudenstadt GER, 30.05.2010
Biggest defeat:	24:20 (13:11) v Croatia @ Zagreb CRO, 08.04.2000
Longest winning run:	9 matches (05.06.2004 – 23.10.2011)
Longest unbeaten run:	9 matches (05.06.2004 – 23.10.2011)
Longest losing run:	1 match (04.02.1996)
	1 match (04.04.1996)
	1 match (29.04.1998)
	1 match (08.04.2000)
	1 match (29.05.2004)
	1 match (22.03.2012)
Longest run without win:	3 matches (29.04.1998 – 08.04.2000)
Current run:	3 matches won (25.03.2012 – 03.06.2012)

### Head-to-head encounters

#### GER vs RUS

17.09.1994	Oldenburg GER	GER-RUS	ECh – Group B	23:21 (10:8)
08.12.1995	Győr HUN	GER-RUS	WCh – Group C	18:18 (6:10)
17.12.1995	Wiener Neustadt AUT	RUS-GER	WCh – Place 5/6	22:26 (10:14)
11.12.1996	Fredericia DEN	GER-RUS	ECh – Group B	29:23 (14:11)
14.12.1997	Berlin GER	GER-RUS	WCh – Place 3/4	27:25 (16:12)
07.12.1999	Gjøvik NOR	RUS-GER	WCh – 1/8-final	19:22 (7:8)
12.12.2000	Râmnicu Vâlcea ROU	GER-RUS	ECh – Group A	18:22 (10:11)
06.12.2002	Farum/Sjælland DEN	RUS-GER	ECh – Group C	25:22 (12:10)
16.12.2006	Stockholm SWE	GER-RUS	ECh – 1/2-final	29:33 (13:16)
17.08.2008	Beijing CHN	RUS-GER	OG – Group B	30:29 (16:14)
11.12.2008	Skopje MKD	RUS-GER	ECh – MR-Group II	22:27 (12:14)
14.12.2008	Skopje MKD	RUS-GER	ECh – Place 3/4	24:21 (17:11)
12.12.2009	Yangzhou CHN	GER-RUS	WCh – MR-Group I	22:34 (13:16)
09.12.2012	Novi Sad SRB	GER-RUS	ECh – MR-Group II	26:26 (16:13)

#### GER vs MKD

11.12.1997	Hannover GER	GER-MKD	WCh – 1/4-final	24:19 (13:07)
02.12.1999	Kolding DEN	GER-MKD	WCh – Group C	23:18 (12:08)
12.12.1999	Lillehammer NOR	MKD-GER	WCh – Place 7/8	26:37 (15:19)
29.05.2004	Skopje MKD	MKD-GER	ECh-Playoff	23:22 (12:14)
05.06.2004	Hannover GER	GER-MKD	ECh-Playoff	29:24 (16:16)
14.12.2006	Göteborg SWE	MKD-GER	ECh – MR-Group I	20:23 (10:10)
02.12.2008	Skopje MKD	MKD-GER	ECh – Group D	22:25 (10:11)

#### Legend

ECh – European Championship; WCh – World Championship; A-WCh – A-World Championship; B-WCh – B-World Championship; C-WCh – C-World Championship; OG – Olympic Games; MR – Main Round; Qual. – Qualification; Pre-Qual. – Pre-Qualification; MP – Matches Played; W – Wins; D – Draws; L – Losses

**Bold** denotes a final tournament (European Championship, World Championship, Olympic Games)





## FYR Macedonia



### Media contact

Daniela Damjanovska  
+389 22 401774

handball@  
macedoniahandball.com.mk

www.macedoniahandball.  
com.mk



### Team profile

FYR Macedonia have qualified for an EHF EURO event on four different occasions. Their best ranking so far was 7th place at the home championship in 2008. In the qualification phase for the EHF EURO 2012 in Serbia, FYR Macedonia gave a noble performance losing only to France who ranked first in the group. The most well-known player is Elena Gjorgjievska who comes from the 2012 Women's EHF Champions League

titleholders Buducnost. The most experienced player is Dragana Ristova who participated in the EHF Champions League Final in 2005 with Kometal Skopje and eventually won the Cup Winners' Cup with Budocnost in 2010. She now plays for EHF Champions League participants, Vardar Skopje, a club that is aiming to finish this season at least among the best eight women's club teams in Europe.

### EHF European Championship (qualification) record

Year	Stage	MP	W	D	L	Goals	Diff.	Pts.	Rank
1996	Pre-Qualif.	4	1	1	2	95:101	-6	3:5	2nd Gr.B
1998	Qualif.	6	3	0	3	140:130	+10	6:6	2nd Gr.5
<b>1998</b>	<b>EHF EURO</b>	<b>6</b>	<b>2</b>	<b>0</b>	<b>4</b>	<b>132:171</b>	<b>-39</b>	<b>4:8</b>	<b>8th Place</b>
2000	Play-off	2	2	0	0	69:50	+19	4:0	Won vs. BUL
<b>2000</b>	<b>EHF EURO</b>	<b>6</b>	<b>1</b>	<b>2</b>	<b>3</b>	<b>151:162</b>	<b>-11</b>	<b>4:8</b>	<b>8th Place</b>
2002	Play-off	2	1	0	1	56:58	-2	2:2	Lost vs. CZE
2004	Qualif.	3	3	0	0	91:73	+18	6:0	1st Gr.2
2004	Play-off	2	1	0	1	47:51	-4	2:2	Lost vs. GER
2006	Play-off	2	2	0	0	55:47	+8	4:0	Won vs. ISL
<b>2006</b>	<b>EHF EURO</b>	<b>6</b>	<b>1</b>	<b>0</b>	<b>5</b>	<b>138:167</b>	<b>-29</b>	<b>2:10</b>	<b>12th Place</b>
<b>2008</b>	<b>EHF EURO</b>	<b>6</b>	<b>3</b>	<b>0</b>	<b>3</b>	<b>160:175</b>	<b>-15</b>	<b>6: 6</b>	<b>7th Place</b>
2010	Qualif.	6	2	2	2	157:153	+4	6:6	3rd Gr.7
2012	Qualif.	6	4	0	2	170:176	-6	8:4	2nd Gr.4
<b>2012</b>	<b>EHF EURO</b>	<b>3</b>	<b>0</b>	<b>0</b>	<b>3</b>	<b>61:92</b>	<b>-31</b>	<b>0:6</b>	<b>16th Place</b>
Total Qualif.		33	19	3	11	880:839	+41	41:25	
<b>Total EHF EURO</b>		<b>27</b>	<b>7</b>	<b>2</b>	<b>18</b>	<b>642:767</b>	<b>-125</b>	<b>16:38</b>	



# FYR Macedonia – National Team Statistics

## Team records – EHF European Championship qualification

Biggest win:	37:23 (19:12) v Bulgaria @ Skopje MKD, 15.04.2000
	33:19 (18:9) v Lithuania @ Kaunas LTU, 26.05.2010
Biggest defeat:	40:20 (19:12) v France @ Clermont-Ferrand FRA, 25.03.2012
Longest winning run:	5 matches (08.06.2002 – 29.05.2004)
Longest unbeaten run:	5 matches (08.06.2002 – 29.05.2004)
Longest losing run:	2 matches (13.02.1998 – 12.03.1998)
	2 matches (31.03.2010 – 03.04.2010)
Longest run without win:	3 matches (18.10.2009 – 03.04.2010)
Current run:	2 matches won (30.05.2012 – 03.06.2012)

## Head-to-head encounters

### MKD vs RUS

<b>04.12.1997</b>	<b>Neubrandenburg GER</b>	<b>RUS-MKD</b>	<b>WCh – Group D</b>	<b>22:19 (9:8)</b>
<b>16.12.1998</b>	<b>'s-Hertogenbosch NED</b>	<b>RUS-MKD</b>	<b>ECh – Group B</b>	<b>23:25 (14:11)</b>
<b>02.12.2007</b>	<b>Saint-Brieuc FRA</b>	<b>RUS-MKD</b>	<b>WCh – Group B</b>	<b>27:22 (12:14)</b>
<b>08.12.2008</b>	<b>Skopje MKD</b>	<b>MKD-RUS</b>	<b>ECh – MR-Group II</b>	<b>24:43 (12:15)</b>

### GER vs MKD

<b>11.12.1997</b>	<b>Hannover GER</b>	<b>GER-MKD</b>	<b>WCh – 1/4-final</b>	<b>24:19 (13:7)</b>
<b>02.12.1999</b>	<b>Kolding DEN</b>	<b>GER-MKD</b>	<b>WCh – Group C</b>	<b>23:18 (12:8)</b>
<b>12.12.1999</b>	<b>Lillehammer NOR</b>	<b>MKD-GER</b>	<b>WCh – Place 7/8</b>	<b>26:37 (15:19)</b>
29.05.2004	Skopje MKD	MKD-GER	ECh-Playoff	23:22 (12:14)
05.06.2004	Hannover GER	GER-MKD	ECh-Playoff	29:24 (16:16)
<b>14.12.2006</b>	<b>Göteborg SWE</b>	<b>MKD-GER</b>	<b>ECh – MR-Group I</b>	<b>20:23 (10:10)</b>
<b>02.12.2008</b>	<b>Skopje MKD</b>	<b>MKD-GER</b>	<b>ECh – Group D</b>	<b>22:25 (10:11)</b>

### Legend

ECh – European Championship; WCh – World Championship; A-WCh – A-World Championship; B-WCh – B-World Championship; C-WCh – C-World Championship; OG – Olympic Games; MR – Main Round; Qual. – Qualification; Pre-Qual. – Pre-Qualification; MP – Matches Played; W – Wins; D – Draws; L – Losses

**Bold** denotes a final tournament (European Championship, World Championship, Olympic Games)



See the action live and free

**ehfTV**



## **EHF EURO 2014 hosts**

---

### **Hungary and Croatia welcome you**

The Women's EHF EURO 2014 will be co-hosted by Hungary and Croatia. This is the second time in history the Women's EHF European Championship will be hosted by two nations, after Denmark and Norway welcomed the best 16 women's national teams in 2010.

Handball is one of the most popular sports in Hungary and Croatia with thousands of fans regularly coming to the halls for support when the national teams are in action.

Furthermore both nation's handball federations have a long and vast experience in organising major handball events for men's and women's teams.

Hungary hosted the Women's EHF European Championship in 2004, finishing the final tournament with a 29:25 victory against Russia in the bronze medal match.

Croatia welcomed the top teams for the Men's EHF European Championship in 2000, the Women's World Championship in 2003 and the Men's World Championship in 2009.

It means that Hungary and Croatia will guarantee a colourful and entertaining experience for the audience conveying a special championship spirit in 2014.

When it comes to medals, the Hungarian women's team is ahead of its Croatian counterparts.

Hungary topped the podium at the Women's EHF EURO 2000 and have claimed another three bronze medals in 1998, 2004, and most recently in 2012.

They also won bronze at the Atlanta 1996 Olympic Games and silver four years later at the Sydney Olympics. At World Championships they have topped the podium once (1965), won silver on four occasions (1957, 1982, 1995, 2003) and claimed bronze also four times (1971, 1975, 1978, 2005)

Croatia finished among the top 10 during most of their EHF EURO event participations. However, they have been one of the rising stars of European women's handball, stepping out of the shadow of the successful men's team.

Their best result on the European level was sixth at the EHF EURO 2008 in FYR Macedonia. At the World Championship 2011 they reached the quarter-final, a feat they again achieved one year later at the Olympic Games in London

The two hosts are directly qualified for the Women's EHF EURO 2014 and will be joined by fourteen teams that will qualify from the seven qualification groups.



## EHF EURO 2014 venues

At the occasion of the 104<sup>th</sup> Meeting of the EHF Executive Committee on 9 April 2011 in Vienna, the 2014 Women's EHF European Championship was awarded to the joint bid from the Hungarian and Croatian handball federations.

The tournament will take place from Sunday 7 December 2014 to Sunday 21 December 2014. The host cities and playing halls chosen for the Women's EHF EURO 2014 shall be selected with the utmost care and consideration based on the bidding documents, with every city bringing its own charm and vibrant energy.


The list of the venues for the final tournament is provisional. The European Handball Federation (EHF) and the organisers from Hungary and Croatia will announce the final selection of venues ahead of the event on the official Women's EHF EURO 2014 website, [www.ehf-euro.com/CROHUN2014/](http://www.ehf-euro.com/CROHUN2014/)



**Papp László Sport Arena, Budapest**

[www.budapestarena.hu](http://www.budapestarena.hu)

Spectator capacity: 12,500



**Arena Zagreb, Zagreb**

[www.zagrebarena.hr](http://www.zagrebarena.hr)

Spectator capacity: 15,200



**Fónix Hall, Debrecen**

[www.fonixarena.com](http://www.fonixarena.com)

Spectator capacity: 9,000



**Arena Varaždin, Varaždin**

[www.arena-varazdin.hr](http://www.arena-varazdin.hr)

Spectator capacity: 5,033



**Győr Arena, Győr**



**Žatika Multifunctional Hall, Poreč**

Spectator capacity: 3,700



**Gradski VRT, Osijek**

Spectator capacity: 3,700



## Previous Women's EHF EURO host nations & winners



EHF EURO 1994 Germany

Winners – Denmark



EHF EURO 1996 Denmark

Winners – Denmark



EHF EURO 1998 The Netherlands

Winners – Norway



EHF EURO 2000 Romania

Winners – Hungary



EHF EURO 2002 Denmark

Winners – Denmark



EHF EURO 2004 Hungary

Winners – Norway

EHF EURO 2006 Sweden

Winners – Norway

EHF EURO 2008 FYR Macedonia

Winners – Norway



EHF EURO 2010 Denmark & Norway

Winners – Norway



EHF EURO 2012 Serbia

Winners – Montenegro



# **EHF EURO 2014™**

## **HUNGARY-CROATIA**

**WOMEN • 7-21 DECEMBER**

For all media enquiries please contact the  
EHF Media & Communications Department  
using the following information:

Telephone: +43 1 80 151 164  
Email: [media@eurohandball.com](mailto:media@eurohandball.com)  
Twitter: [@EHFMedia](https://twitter.com/EHFMedia)  
Facebook: [www.facebook.com/EHFEURO](https://www.facebook.com/EHFEURO)  
Website: [www.eurohandball.com](http://www.eurohandball.com)  
[www.ehf-euro.com/CROHUN2014/](http://www.ehf-euro.com/CROHUN2014/)  
Address: Hoffingergasse 18, 1120 Vienna, Austria



**EUROPEAN HANDBALL  
FEDERATION**

