

Guide to Cataloging DVD and Blu-ray Discs Using AACR2r and MARC 21

2008 Update

Correction 4/23/10 for MARBI tag 007 code change

Created by the DVD Cataloging Guide Update
Task Force, Cataloging Policy Committee,
Online Audiovisual Catalogers, Inc.

Acknowledgements

DVD Cataloging Guide Update Task Force Members

Carolyn Walden, Chair, 2007-2008	<i>University of Alabama at Birmingham</i>
Marcia Barrett	<i>University of Alabama</i>
Kelly Chambers	<i>SLC (Special Libraries Cataloging)</i>
Lloyd Chittenden	<i>Fort Lewis College</i>
Nancy Lorimer	<i>Stanford University, Music Library</i>
Julie Renee Moore	<i>California State University, Fresno</i>
Lori Murphy	<i>DePaul University</i>
Anchalee Panigabutra-Roberts	<i>University of Nebraska-Lincoln</i>
Walter Walker	<i>Loyola Marymount University</i>
Donna Viscuglia, Advisor	<i>Harvard University</i>
Jay Weitz, Advisor	<i>OCLC Online Computer Library Center</i>
Kay Johnson, Chair, 2006-2007	<i>Radford University</i>
Tiffany Wilson, 2006-2007	<i>The Johns Hopkins University Press</i>

Editors
Marcia Barrett
Julie Moore

The Task Force wishes to acknowledge the thoughtful comments from the numerous people in the cataloging community who took the time and effort to respond during the creation of this document.

This update is built upon the work of the 2002 DVD Cataloging Task Force members.

DVD Cataloging Task Force Members

Francie Mrkich, *Columbia University*
Nancy B. Olson, *Minnesota State University at Mankato (Ret.)*
Sueyoung Park-Primiano, *New York University*
Scott Piepenburg, *Dallas Independent School District*
Verna Urbanski, *University of North Florida*
Robert Freeborn (Chair), *Pennsylvania State University*

TABLE OF CONTENTS

- I. Introduction
- II. Cataloging DVD-Videos and Blu-ray Discs
- III. Cataloging DualDiscs
- IV. Cataloging DVD-Audios
- V. Cataloging DVD-ROMs
- VI. Resources

I. Introduction

By Robert Freeborn, Donna Viscuglia, and Carolyn Walden

Purpose and Scope

This guide is intended as an update to the 2002 *Guide to Cataloging DVDs Using AACR2r Chapters 7 and 9* created by the DVD Cataloging Task Force of OLAC. The update incorporates rule changes and interpretations that resulted from the 2004 Amendments for Chapters 7 and 9 of *Anglo-American Cataloguing Rules (AACR2)* and expands the discussion of formats to include Blu-ray Discs, DualDiscs, and DVD-Audio Discs. The information and cataloging examples presented should help clarify principles and rules used in cataloging DVD formats and digital video disc formats. There is also information to help the cataloging process for the Blu-ray Discs and DVD-Audio, newer formats that libraries will begin and continue to purchase as producers market and develop them for consumer use.

The Introduction provides a general overview of DVD technology, includes a brief history, compares DVD with compact disc (CD) technology, and explores new developments in the optical disc arena and the impact of this technology on the consumer. Other sections discuss cataloging DVD-Video, Blu-ray Discs, DualDiscs, DVD-Audio, and DVD-ROM formats. Each section includes examples that reflect the principles as described in this guide. The examples appear in standard MARC format but also include an additional illustration of the fixed field in mnemonic form and tag 007 displayed with subfields. The examples feature descriptive cataloging practice and do not include subject headings or added entries. The guide concludes with a list of resources helpful in writing this update.

History

The DVD was first developed in 1995 through a consortium of ten companies: Hitachi, JVC, Matsushita, Mitsubishi, Philips, Pioneer, Sony, Thomson, Time Warner, and Toshiba. These companies formed the DVD Consortium, which in April 1997 became the DVD Forum. The mission of the forum is to promote the worldwide acceptance of DVD products across the entertainment, consumer electronics, and information technology industries. Currently, the DVD Forum has over 220 companies and organizations that are engaged in DVD research, development, and/or manufacturing. Although the acronym originally stood for Digital Video Disc and later, Digital Versatile Disc, the "DVD Forum decreed in 1999 that DVD, as an international standard, is simply three letters." <<http://www.dvddemystified.com/dvdfaq.html#1.1>>

DVD vs. CD

Visually, the DVD is indistinguishable from an audio CD or CD-ROM. Both the DVD and CD consist of 12 cm (4 ¾ in.) diameter discs containing billions of tiny pits (non-reflective holes) and lands (reflective bumps) arranged in one long spiral track. These pits and lands represent the zeros and ones of digital information and are read by a laser. The main differences are that a DVD's pits and lands are shorter and narrower than those of a CD and that the DVD's laser also has a shorter wavelength. In terms of storage, this means that a DVD can hold 4.7 billion bytes of information -- seven times the informational capacity of a standard CD. A DVD can also hold two information layers on one side which roughly increases its storage to 9 gigabytes. Unlike the CD, a DVD can also hold information on both sides of a single disc. A DVD is essentially a bigger, faster CD that can hold cinema-like video and better-than-CD audio as well as still photos and computer data.

CDs and DVDs consist of the same basic materials and layers but are manufactured differently. A DVD is actually like two thin CDs glued together. A CD is read from and written to (by laser) on one side only; a DVD can be read from or written to on one or both sides. A DVD currently has a disc capacity anywhere from 4.7 GB (single sided single layer) to 17 GB (double sided dual layer).

New Formats

The Blu-ray Disc (BD) developed by Sony/Philips in February 2002, and the HD DVD developed by Toshiba in March 2003 are high density optical discs using a blue laser to record data. According to Jim Taylor in the 3rd ed. of *DVD DeMystified*, the HD DVD is "an extension of the original DVD format" while the Blu-ray Disc "is a significantly changed version of DVD." Both high density discs use the blue laser for smaller pits and tighter tracks to increase capacity. The HD DVD does not change the data layer depth but the Blu-ray Disc achieves the higher density by "using a 0.1-mm cover layer to move the data closer to the lens (standard DVD uses a 0.6-mm cover, CD uses a 1.2-mm cover). These discs are considered the next generation optical disc formats providing greater storage capacity than the DVD and offering high-definition video and superior audio quality.

Toshiba announced in February 2008 that it "will no longer develop, manufacture and market HD DVD players and recorders. This decision has been made following recent major changes in the market." (Businesswire.com). After this decision by Toshiba, it was apparent that the Blu-ray Disc had emerged as the industry standard for high density discs and what had been considered a format war between the two companies ended.

Maxell added another format to disc development and announced plans to feature its Holographic Versatile Storage Disc (HVD) at the National Association of Broadcasters Convention in October 2006. This holographic disc, developed in collaboration with InPhase Technologies, is designed to hold "800 GB and 1.6 TB of data respectively." <<http://www.emedialive.com/Articles/ReadArticle.aspx?ArticleID=11977>>. The HVD

uses red and green lasers to record data and has the capacity to store massive amounts of data. Technically, the recording goes beyond recording on the surface as a standard DVD and records “through the full depth of the medium.”

< <http://www.emedialive.com/Articles/ReadArticle.aspx?ArticleID=11977>>

DVD Types

The information in this section is adapted from the web tutorial, *timefordvd*

<<http://www.timefordvd.com/tutorial/pf/DVDTutorial.shtml>> and the Adobe publication: *A DVD primer*

<http://www.adobe.com/designcenter/encore/articles/enc1dvdprimer_w_ue/enc1_dvdprimer_w_ue.pdf>.

DVD is a family of physical and application formats. The physical format describes the media on which the format is stored, and the application format describes what kind of data (software, video or music) is stored, how it is encoded, and how it can be played.

Physical formats vary depending on the construction aspects and data storage capabilities of the disc, i.e., single-sided, double sided, single-layered, or double-layered. Sometimes referred to as the physical layer, it refers to the capability of a DVD to be recorded to (or not) and to be rewritten (erased and rerecorded).

The application formats, DVD-Video, DVD-Audio, or DVD-ROM are used for video, audio, or data storage respectively. A DVD disc may contain any combination of DVD-Video, DVD-Audio, and/or DVD-ROM application content. Any or all of the three application formats can be stored on any of the physical formats (with some variations) but not all application formats can be played back on all devices. For example, some DVD-Video movie titles contain DVD-ROM content on the same disc as the movie, but the DVD-ROM contents can only be accessed by a computer with a DVD-ROM drive.

DVD-ROM is one of those multi-use terms that describes either a physical base format, or discs with an application layer of data content, making the differentiation confusing. DVD-ROM discs (*the physical base format*) can have any or all of the three application formats recorded on them, and are compatible with most any DVD device, but the *application format* DVD-ROM can only be played back on computers or other specialized devices.

DVDs that come with content already recorded, such as movies or music, are pre-recorded formats. In addition to pre-recorded formats, DVD also includes recordable formats: DVD-R, DVD-RW, DVD+R, DVD+RW, and DVD-RAM.

Physical Formats

The information in this section is adapted from the web tutorial, *timefordvd*,

<<http://www.timefordvd.com/tutorial/pf/DVDTutorial.shtml>>

Nomenclature (DVD-5, DVD-10, etc.) is based on an approximation of capacity in gigabytes. The examples used are currently the most common sizes.

Single-sided, single-layered — Also known as DVD-5, it holds 4.7 gigabytes of digital data. The "5" in "DVD-5" signifies the nearly 5 gigabytes worth of data capacity. It can store approximately two hours of digital video and audio for DVD-Video, or 74 minutes of high resolution music for DVD-Audio.

Single-sided, double-layered — The DVD-9 construction holds about 8.5 gigabytes and does *not* require manual flipping -- the DVD player automatically switches to the second layer in a fraction of a second, by re-focusing the laser pickup on the deeper second layer. This capability allows for uninterrupted playback of long movies up to four hours. DVD-9 is often used to put a movie and bonus materials on the same DVD-Video disc.

Double-sided, single-layered — Known as DVD-10, this construction features a capacity of 9.4 gigabytes of data. DVD-10s are commonly used to put a widescreen version of the movie on one side, and a full frame version of the same movie on the other side. Almost all DVD players require you to manually flip the DVD, although there are a few DVD players that can perform the side flipping automatically.

Double-sided, double-layered — The DVD-18 construction can hold approximately 17 gigabytes, or about 8 hours of video and audio as a DVD-Video. Four hours of uninterrupted video and audio can be stored on one side. To access the content on the other side of a DVD-18, you have to manually flip the DVD. Content providers (e.g., movie studios) usually choose to go with two DVD-9s rather than a single DVD-18 because DVD-18s cost far more to produce.

Pre-Recorded Application Data Formats

- DVD-ROM — a commercially produced read-only disc containing computer programs, data or both. Can hold anywhere between 4.7 and 17 gigabytes of information. For the most part, the DVD-ROM application format can only be played back by computer DVD drives.
- DVD-V (DVD-Video) — a standard for storing and reproducing audio and video based on MPEG video, Dolby Digital and MPEG audio, and other proprietary data formats.
- DVD-A (DVD-Audio) — equivalent to a standard audio CD which uses Pulse Code Modulation (PCM) for recording sound, except that it holds some seven times the information of a regular CD.

Recordable Formats

- **DVD-R** (DVD-Recordable) — a write-once data storage disc that is similar to CD-Rs. It can record around 4.7 or 9.4 gigabytes and is used mainly for the archiving of information and the storage of video recordings. DVD-R, developed from a dye application process, has a clear inner ring around the hub of the disc with a dark purple/blue/grey back as opposed to silver color. Can be read in DVD players and drives on computers.
- **DVD-RW** (DVD-Re-writable) — a re-writable version of the DVD-R that is compatible with most DVD video players and drives. It can record sequentially almost 4.7 gigabytes of data and can be rewritten about 1,000 times.
- **DVD+R** (DVD-Recordable) — a write-once data storage disc based on the DVD+RW format. It can record almost 4.7 gigabytes of data.
- **DVD+RW** (DVD-Re-writable) — competing standard to DVD-RAM and DVD-RW developed by Sony, Philips and Hewlett-Packard. It also sequentially records almost 4.7 gigabytes of data and can be rewritten some 1,000 times. DVD-RAMs, DVD-RWs, and DVD+RWs are compatible with most DVD players and computer DVD-ROM drives.
- **DVD-RAM** (DVD-Re-writable) — an erasable, re-recordable version of the DVD-ROM. Provides random access to its 4.7 gigabytes of recorded information and is best suited for use in computers. DVD-RAM discs may be rewritten some 100,000 times. DVD-RAM discs may not be compatible with many DVD players and drives.

Blu-ray Disc Types

- **BD** (Blu-ray Disc) -- the overall format family of high density optical discs featuring greater storage capacity of data, maximum picture resolution, surround sound audio, and enhanced interactivity
- **BD-RE** (Blu-ray Disc Rewritable) -- initial physical disc format created by the Blu-ray Disc Founders, spearheaded by Sony, Philips and Panasonic
- **BD-R** (Blu-ray Disc Recordable) -- record-once version of Blu-ray Discs
- **BD-ROM** (Blu-ray Disc Read-Only Memory) – read-only version of Blu-ray Discs

Duplication or Replication

Duplication and replication are two common ways to make copies of DVDs. Cheap, low-volume (fewer than a few hundred copies) productions can be *duplicated* on recordable discs, whereas high-volume, mass-market products such as movies must be

replicated in specialized factories. Duplication refers to recording, i.e., burning data to a disc (as you would do with your own computer). It is fairly easy to tell if a DVD has been duplicated because it will have a purple or brown colored bottom side. In addition, a duplicated disc holds only 4.7 GB per recorded side, while a replicated DVD supports up to 17 GB of recorded data.

Replication (also referred to as “pressing” or “molding”) is the method of manufacturing or mass producing DVDs where the data or audio information is physically stamped on the discs. Replicated discs are usually made in large quantities for retail distribution and have a silver backing.

Future Developments

Just as the DVD Forum <<http://www.dvdforum.org>> comprises companies that are interested in the development of the DVD, the Blu-ray Disc Association <http://www.blu-raydisc.com/bluray_site.htm> is a “group of companies dedicated to developing and promoting the Blu-ray Disc format,” and the HVD forum <<http://www.hvd-forum.org>> supports research and development of the holographic storage disc. These organizations and their websites are excellent resources for extensive information about the formats. Readers will find press releases, technical developments, summaries of the industry standards, and frequently asked questions with answers.

The DVD Forum announced in 2005 that it had approved specifications for “DVD Multi,” a set of hardware specifications designed to enable disc compatibility for virtually all formats officially created by the DVD Forum. Players with the Multi logo would be compatible for all discs including DVD-RAM and DVD-RW and recorders with the logo would have the capability to write to all the formats.

The developers of the holographic disc emphasize the superior storage capability of the HVD format and market this format for companies who need the high storage capacity of the holographic disc. “One 5 ¼ inch-diameter optical disc can store up to 150 million pages – more than 63 times the capacity of DVD. Also, with holographic recording, a multiple of form factors, such as discs, cards, etc. and laser wavelengths (red, green, and blue) can be used.” <http://www.newlaunches.com/archives/maxell_launches_holographic_storage_16_tb_at_120_mbps.php>. The HVD Forum promotes the holographic disc as the replacement for DVD.

Several quotes from *DVD Demystified* (3rd ed.) speak to the future of DVD technology. The author’s insights and projections are particularly relevant. “In the very long term, the Internet will merge with cable TV, broadcast TV, radio, telephones, satellites, and eventually even newspapers and magazines. Discrete media such as DVD will then be relegated to niches such as software backups, archiving, time-shift ‘taping,’ and collector’s editions of movies. In the intervening years, however, DVD in all its

permutations and generations promises to be the definitive medium for both computers and home entertainment.” (p. 17-16).

In contrast, major studio home entertainment divisions and leading Blu-ray experts point to increased sales of Blu-ray as support for the increasing popular use of the disc. Bob Chapek, president of Walt Disney Studios Home Entertainment, predicts increased sales throughout 2008 and comments that “Blu-ray is the complete DVD replacement.” <http://www.homemediamagazine.com/blu-ray-disc/blu-ray-disc-association-disc-still-rules-13448>.

As formats continue to evolve, the need to organize the information in a consistent, logical, and practical way remains a constant. To that end, this guide will combine both new and traditional information to help catalogers provide quality cataloging records to ensure that library users have comprehensive and efficient access as they discover materials in the world of DVD, Blu-ray, and holographic discs.

II. Cataloging DVD-Video and Blu-ray Discs

By Nancy Olson;
updated by Marcia Barrett, Kelly Chambers, Lloyd Chittenden, and Lori Murphy

This section addresses cataloging commercially available DVD-Video (both standard and high definition) containing film material and television programs, using the rules found in AACR2 Chapter 7 (Motion Pictures and Videorecordings) and *MARC 21 Format for Bibliographical Data*.

General Comments on DVD-Video

Most commercially available DVD-Videos contain movies or television programs. For many commercially produced DVD-Videos, a menu comes up from which the user makes choices as to what version to run -- the language or audio configuration that is preferred by the viewer or may be most compatible with the user's existing home system. Many DVD-Videos also contain additional features such as additional language tracks, interviews with participants in the original production, outtakes from the original filming, etc.

Cataloging a DVD-Video is no different from cataloging any other manifestation of a film or video throughout most of the bibliographic record. There are, however, some special features that must be accounted for. The special features mentioned in the notes area are those that seem most important.

Information that may be ignored because it is standard on all DVDs:

- Interactive menu
- Scene access
- Scene selection

Other special features that may be ignored (though one may want to mention them):

- Advertisements
- Preview/trailers

Enhanced DVDs

Enhanced DVDs contain additional material requiring the use of a computer. These carry a statement listing the equipment required to run the bonus materials. Enhanced DVDs should be treated in the same manner as enhanced CDs, where one or two tracks of a CD contain computer-required information. The predominant component of an enhanced DVD is the film itself. Therefore one should catalog enhanced DVDs as videos. Some of the listed features found on an enhanced DVD that might require a

computer are: computer games, links to fan sites, links to online documentaries and chat rooms, desktop icons, calculator, screensavers and poster sets.

Blu-ray Discs and HD DVD Discs

Two rival incompatible high-definition formats – Blu-ray and HD DVD – have been competing to become the replacement for the current standard-definition DVDs that most of us have in our collections. As of this writing, Blu-ray has emerged on top as the new standard for high definition discs. Library patrons and consumers will need a Blu-ray player in order to view this new format.

Blu-ray uses a blue-violet laser that has a shorter wavelength than the standard DVD's red laser. This shorter wavelength allows data to be stored in a smaller space, fitting more data on the disc itself. The dual layer Blu-ray disc can contain over 9 hours of high-definition video or about 23 hours of standard-definition video on a 50GB disc.

Backwards compatibility is just one worry for both libraries and consumers with extensive standard-definition DVD collections. Blu-ray manufacturers claim that traditional standard-definition DVDs and most CDs will be compatible with these new machines and consumers need not worry that an existing collection will soon become obsolete. The primary impact of this new format for librarians will be making sure patrons understand the special equipment requirements for Blu-ray as well as making sure catalog records clearly state this to patrons.

In order to play and/or record on Blu-ray discs, one will need players, recorders and/or disc drives specifically designed for Blu-ray discs as the current DVD players, recorders and disc drives will not play them.

<<http://www.blu-raydisc.com/en/about/BenefitsfortheIndustry/discs.html>>. In addition, some new Blu-ray disc players may also have an Ethernet card to connect with Internet providers

<http://news.sel.sony.com/en/press_room/consumer/home_audio_video/home_video/blu-ray_disc/release/36743.html>. This will allow access to "BD-Live" or other features available for titles on the Internet. <http://www.blu-raydisc.com/bluray_site.htm>

Chief Source of Information

The chief source of information for DVD-Videos, in order of preference, is:

- the item itself -- the title frames and credits
- the container and container labels, if an integral part of the piece -- the disc

Alternate sources of information, in order of preference, are:

- accompanying textual material
- the container, if not an integral part of the piece (disc container)
- other sources

DVDs should always be cataloged from the title screen(s) whenever possible. If information is not present on the title screen(s) or credits, prefer information from the disc itself.

Please note -- some catalogers, for varying reasons, may not catalog using the information from the title screen but may create records solely using the information provided on the container or elsewhere. This is commonly referred to as "container cataloging" and should be noted in the record in a 500 field. The note may read something like this:

500 \$a Title from container.

Leader

The leader/06 (type of record) character position should be coded "g" for projected medium.

Enhanced DVD-Videos that contain additional computer-oriented bonus materials should be treated as video recordings and coded "g."

008 Fixed-length Data Elements – Type of Date Code

If a DVD contains the same material as the original motion picture from which it was copied and nothing significant has been added or changed, the MARC 21 fixed field 008, byte 6, (OCLC Date type), is to be coded "p" (distribution/ production date) because the content is identical to that of the original work, but the medium is different (from film to video). The addition of trailers, biographical notes, or other minor features is not considered a significant change. Date 1 should be the date used in the 260 field (date of the DVD); date 2 is the date of original production of the movie, given in a 500 note.

If there is a change in content, then the item is to be treated as a new work, and MARC 21 fixed field 008, byte 6, is coded "s". This change in content may include anything from the addition of closed-captioning or a director's cut of the film to the addition of the many special features that are typically found on a DVD.

Be aware that not all DVDs will automatically be coded as new works, because there are some items to which nothing significant has been added to the original content.

Date type "r" is used only when something is reissued in the same medium with no change in content, so this would not apply to any DVD made from a motion picture or television program, whether or not the content had changed.

006 Fixed-length Data Elements -- Additional Material Characteristics

This field is used to code for characteristics that cannot be coded in the fixed field. Use field 006 to code for the computer-related information of an enhanced DVD-Video. The category of material should be coded “m” for electronic resource. Code other values as appropriate.

007 Fixed-length Data Elements -- Physical Characteristics (rev. 4/23/10)

This field is used to identify the physical characteristics of the DVD-Video in coded form. DVD-Videos should be coded in the following manner:

MARC	OCLC	Subfield	Code
007/00	\$a	category of material	v=videorecording
007/01	\$b	specific material designation	d=videodisc
007/03	\$d	color <i>See MARC 21 for additional codes</i>	b=black & white
			c=multicolored
007/04	\$e	videorecording format <i>*See note about VR format</i>	v=DVD
			s=Blu-ray
			z=HD DVD
007/05	\$f	sound on medium or separate	a=sound on same medium as film
007/06	\$g	medium for sound	i=videodisc
007/07	\$h	Dimensions	z=other
007/08	\$i	Configuration of playback channels	m = mono. Sound
			s = stereo. Sound
			q = four or more channels
			k = mixed configuration**

**Note about coding videorecording format (MARC 007/04)*

A new code, “s” was approved for Blu-ray videorecording format by MARBI in 2008. HD DVD discs are coded as “z”. Also, DVD-videos were previously coded “g” until a new value of “v” was defined in 2001 for DVD. The value “g” was changed to designate laserdisc. Be aware that older DVD records may reflect the “g” in byte 4.

***Note about coding configuration of playback channels (MARC 007/08)*

DVD-Videos are frequently coded “k” because it is common to have a stereo track and a surround sound track. Often, the foreign language tracks will be in stereo while the English tracks are in surround sound.

An additional 007 field coded for electronic resource should be included for enhanced DVD-Videos.

041 Language Code

DVD-Videos frequently contain multiple types of language information – closed-captioning, subtitles, and dubbed soundtracks. MARC 21 field 041 is used to code for

languages associated with an item which cannot be fully conveyed by the fixed field element for language (three-character code in the 008/35-37). Field 041 codes are used in conjunction with field 546, where language notes are recorded in free text.

Although not in final form, useful guidance for coding the 041 along with examples can be found in the OLAC CAPC Video Language Coding Best Practices Task Force *Draft Recommendations*. <<http://www.olacinc.org/capc/langcodedraft1.pdf>>

The Task Force has made the following recommendations for the 041:

Code for the language(s) of the main content, including

- Spoken language
- Written language (including subtitles, captions, and intertitles)
- Original language

Do not code for language(s) of special features, credits, or packaging

Language(s) of accompanying material should be mentioned in a note if this information is considered important; coding for accompanying material is at the discretion of the cataloger.

The practice of coding subtitles and captions in the 041 is changing as of the writing of this document. In October of 2007, the new subfield (j) was defined for coding subtitles and captions, and it replaces subfield (b) for that purpose. Use of the new subfield (j) is currently authorized but may not yet be implemented, depending upon the cataloging service used. Catalogers should be aware of this change to the 041 field and watch for announcements of implementation. Subfield (b) is still in use for subtitles and captions when the language is other than that of the soundtrack of the film. Record the language codes in English alphabetical order.

Example following new practice for subtitles:

A Japanese language film with English dubbed alternative soundtrack, and English or Spanish subtitles

```
008/lang jpn
041 1 $a jpn $a eng $j eng $j spa $h jpn
546 $a Japanese or English soundtracks with English or Spanish subtitles.
```

The same film coded following current practice:

```
008/lang jpn
041 1 $a jpn $a eng $b spa $h jpn
546 $a Japanese or English soundtracks with English or Spanish subtitles.
```

Example following new practice for captions: An English language film with closed-captioning in English

008/lang eng
041 0 \$a eng \$j eng
546 \$a Closed-captioned.

The same film coded following current practice:

008/lang eng
546 \$a Closed-captioned.

Title and Statement of Responsibility Area

Transcribe the title information and statement of responsibility from the chief source of information. Introductory phrases such as “MGM presents ...” are not considered part of the title.

As instructed in AACR2 7.1F1, limit statements of responsibility to those credited in the chief source as having a *major role* in *creating* the film. In general, this will include producer, director, and writer, but anyone centrally involved with the entire creation of the film should be included in the statement of responsibility. For example, include the director of animation for animated films, the choreographer for ballets, and the songwriter and lyricist for musicals. The “rule of three” applies here (1.1F5); if more than three persons or bodies perform the same function, omit all but the first. If more than three people performing the same function are considered important, such as multiple well-known writers, those people could be included in a 508 note which is not limited by the “rule of three.” Those people can then be traced as added entries following AACR2 21.29D if the cataloger so chooses.

Maxwell's Handbook for AACR2 provides additional guidance in determining the individuals/bodies to credit in the statement of responsibility and the individuals/bodies to transcribe in other areas of the bibliographic description. Maxwell explains the three types of activities that may be involved in the creation of a motion picture:

- (1) The sponsor has a “primary role that often includes promoting the initial idea of the film, financing the production, and arranging for production.”
- (2) The producer or production company “is responsible for the mechanics of making the motion picture.”
- (3) The releasing agent or distributor “issues the completed motion picture to the public.” (p. 201)

Sponsors and producers/production companies are given in the statement of responsibility, provided the name(s) appear(s) in the chief source of information. Sponsors and producers/production companies are assumed to have a “type of author-creator responsibility.” If such names are not listed in the chief source and their relationship to the film is considered important, give this information in a note. (p. 202)

The releasing agent/distributor is given in the publication/distribution area.

Give all other statements of responsibility, including those related to performance, in notes.

The GMD for DVD-Videos is [videorecording].

245 00 \$a Wiggles. \$p Racing to the rainbow \$h [videorecording] / \$c Hit Entertainment.

245 14 \$a The Joy Luck Club \$h [videorecording] / \$c Hollywood Pictures ; screenplay by Ronald Bass & Amy Tan ; produced by Wayne Wang ... [et al.] ; directed by Wayne Wang.

245 14 \$a The Sopranos. \$n Season six. \$n Part 2 \$h [videorecording] / \$c created by David Chase ; Chase Films, Brad Grey Television ; a presentation of Home Box Office.

Give any variations in the title as appropriate.

245 00 \$a 27 dresses \$h [videorecording]
246 3 \$a Twenty-seven dresses

245 00 \$a There goes the neighborhood \$h [videorecording]
246 1 \$i Title on container: \$a Urban gentrification

245 00 \$a That darn cat! \$h [videorecording]
246 1 \$i Title appears on item as: \$a Walt Disney Pictures presents That darn cat!

Edition Area

Many film titles are or have been available in various versions including widescreen, standard, or extended version. The edition statement in the 250 field is used to distinguish these various versions.

The item may carry a banner across the container saying, "Special Edition" or be otherwise identified on the disc or packaging. Such statements are usually transcribed in the 250 field. Statements that distinguish one format (e.g. VHS, DVD, Blu-ray) from another should be treated as a format (i.e. 300 field) and not as an edition statement in a 250. If there is no edition statement to transcribe and the statement is needed to distinguish one version from another, the cataloger may need to supply one in square brackets such as: [Widescreen ed.]. Examples of edition statements include:

250 \$a Special ed.

250 \$a Widescreen version.

250 \$a Standard version.

250 \$a Director's cut.

250 \$a Extended version.

Sometimes such a statement describes an item, but there is no other version from which to distinguish it. For example, if a disc is released only in full-screen version it would not make sense to put full-screen in the 250. The movie "It happened one night" was filmed in 1.37:1 aspect ratio, so there are only full-screen releases. The box might read "full-screen," but it is not an edition statement in this case and would be entered in a 500 note rather than the 250 field. This applies to any information that does not distinguish versions.

However, if a title has been known to be issued in multiple versions, then that information should be given in the 250 field, even if the cataloger has to supply the text in square brackets.

250 \$a Special director's cut ed., [widescreen version].

Be careful to distinguish between edition statements related to the item in hand and series statements relating to the item as part of a publisher's collection. See the Series Area section for examples of series statements.

Publication, Distribution, etc. Area -- Dates in Field 260

Some DVDs have a copyright date on the printed disc surface that represents the date the item was published; this date is recorded in MARC 21 field 260, just as found (with the copyright symbol).

If there is no copyright date on the disc surface, look for the latest date of those that may be printed on the back of the container [copyright date for cover design, etc.], and use this latest date as the assumed date of publication. Record this date in brackets and without the copyright symbol because it is an assumed date. Copyright renewal dates are ignored according to *Library of Congress Rule Interpretation (LCRI)* 1.4F6.

Physical Description Area – Extent of Item

A. SMD

Use “videodisc” as the specific material designation (SMD) in the 300 field subfield (a). It is recommended that a 538 note be given stating the item is a DVD.

300 \$a 1 videodisc (66 min.) : \$b sd., col. ; \$c 4 3/4 in. + \$e 1 booklet ([10] p. : col. ill. ; 20 cm.)

Notes used with the above example would include:

538 \$a DVD.
500 \$a Booklet features pieces by critic David Ehrenstein, screenwriter David Sherwin, and director Lindsay Anderson.

[AACR2r 7.7B11, accompanying material note]

If the example above were a Blu-ray Disc, the first note would change to:

538 \$a Blu-ray Disc.

Optionally, rule 7.5B1 allows catalogers to use conventional terminology such as “DVD-video” or “Blu-ray Disc” in the specific material designation area (SMD) of the 300 field subfield (a).

300 \$a 1 DVD-video (102 min.) : \$b sd., b&w ; \$c 4 3/4 in.
300 \$a 1 Blu-ray Disc (90 min.) : \$b sd., col. ; \$c 4 3/4 in.

Note – There has been an informal understanding, based on Library of Congress practice of following *Archival Moving Image Materials* for moving images rather than *Anglo American Cataloguing Rules*, that the traditional terminology “videodisc” would continue to be used rather than conventional terminology. However, there may be libraries that choose to apply this option.

B. Time

The time given in subfield (a) of MARC 21 field 300 and recorded in the appropriate fixed field should be the time of the title recorded in field 245. Areas 1 through 6 of the bibliographic record refer to the title being cataloged, not to the special material. Times of supplementary material and/or special features may be given in the notes relating to that material or those features.

The running time may be taken from any source, including the container. If the stated running time conflicts with the actual running time, give the actual running time in the fixed field and physical description area and make a note about the stated running time.

500 \$a Duration stated on container: 56 min.

Series Area

Some phrases that would be used as series statements:

490 1 \$a Five star collection

830 0 \$a Five star collection.

490 1 \$a James Bond collection

830 0 \$a James Bond 007 collection.

490 0 \$a Star trek next generation movie collection

490 1 \$a New Line platinum series

830 0 \$a New Line platinum series.

490 1 \$a Criterion collection

830 0 \$a Criterion collection (DVD videodiscs)

Note:

The practice of coding series statements in the MARC format has recently changed. The 440 field has been made obsolete, and the first indicator of the 490 field has been redefined as “series traced in 8xx field”. See this PCC announcement <<http://www.loc.gov/catdir/pcc/Field440.pdf>> and MARBI Proposal No. 2008-07 <<http://www.loc.gov/marc/marbi/2008/2008-07.html>> for more information.

Notes Area

A. Introduction

Information for notes is often taken from the container as there is a great deal of information on the containers of most DVDs. It is advisable to use information exactly as stated on the item and to include any information considered important in the bibliographic record.

Notes are given in AACR order; however, consider giving the System details note first if it is considered to be of primary importance (permissible according to AACR 7.7B). Combine into one note information that would otherwise appear in two or more short notes as is permitted in AACR 1.7A5. Examples are shown in some of the following sections.

B. Languages

DVD-Videos may have only the soundtrack from the original film. In this case, a language note is made only if the language of the content is not apparent from the rest of the bibliographic description.

546 \$a In French.

More often though, closed-captioning, one or more additional soundtracks, and/or subtitles in one or more languages have been added. In any such case, language notes are needed.

Information about languages can be found on the container or a menu from the screen display. Languages are described in MARC 21 field 546 and coded in field 041.

Subtitles

The purpose of subtitles is to provide a translation of the soundtrack for non-native language speakers. Subtitles assume the listener can hear the audio, thus include only a translation of the dialog or phrases summarizing the dialog.

546 \$a Soundtracks for the feature film in English, Spanish, and French, with optional subtitles in each language.

Captioning

Captioning serves a wider purpose and includes not only a translation of the dialog but also descriptions of sound effects, musical notes when there is music, and any other sounds that would be missed by someone who cannot hear the audio. Closed captions, utilized in many DVD-Videos, are not visible unless the viewer activates them via the TV remote control, TV menu or computer DVD player software menu. Open captions are always visible.

When the container or DVD insert shows the following symbol, the DVD is closed-captioned:



Captioning information is entered in the 546 field.

546 \$a Closed-captioned.

Be aware that captioning may not extend to special features. *Optionally*, indicate in the language note not only the presence of closed-captioning but also which items on the DVD carry this closed-captioning.

546 \$a In Italian or French with optional French subtitles; closed captioned in Italian.

546 \$a Closed-captioned. In English with optional subtitles in English and Spanish (feature film only).

[AACR2r 7.7B2, language]

Comment: In these examples, the captioning information is combined with other language information.

Closed-captioning data is decoded by the viewer's home system. Occasionally, a DVD will include closed captions that work only on the captioning decoder in a television; the captions will not display on a computer monitor. If the container states the DVD is captioned but the captions do not display on the computer DVD player, try the disc on a DVD player that displays on a television. If the captions do display on the television, this should be noted in the record. If the captions do not display at all, the inaccuracy on the box should be noted.

500 \$a Container has symbol for closed captioning, however, video does not have captions.

500 \$a Edited version does not include closed-captioning, French language soundtrack, and special features as stated on container.

Subtitles for the Deaf and Hard of Hearing (SDH)



SDH is the acronym for “Subtitles for the deaf and hard-of-hearing” and refers to regular subtitles in the original language where important non-dialog audio has been added, as well as speaker identification which is useful when the viewer cannot otherwise visually tell which dialog is being spoken by a particular onscreen character or person.

Appearance is the only significant difference for the user between SDH subtitles and standard closed captioning. The SDH subtitles usually are displayed with the same proportional font used for the translation subtitles on the DVD. Closed captions are displayed as white text on a black band, which blocks a large portion of the action onscreen.

546 \$a In English with optional Spanish and French audio tracks; with optional subtitles for the deaf and hearing impaired (SDH).

Audio Description / Descriptive Video Captioning

Although not common, some materials include Descriptive Video Captioning (DVC) which provides an audio description of the action onscreen for the visually impaired. The description is done in such a manner as not to interfere with the spoken dialog. <http://www.dvdfile.com/site/faq/caption_guide/>

546 \$a Audio-described.

Chart of Information on Container

Some publishers use a chart for language, sound, and other information on the back of the container.

SOME OF THE INFORMATION IN THE GRID BELOW MAY NOT APPLY TO SPECIAL FEATURES

LANGUAGES	ENGLISH, FRENCH 5.1 (Dolby Digital)	1.85:1 ANAMORPHIC WIDESCREEN			
SUBTITLES	ENGLISH, FRENCH				
DOLBY DIGITAL	Mastered in High Definition			Approx. 123 Mins.	COLOR

AUDIO
DOLBY DIGITAL **dts**
 Digital Surround | ES
 DOLBY DIGITAL 5.1 EX SURROUND SOUND
 DTS-ES 6.1 DISCRETE STEREO SURROUND SOUND

FORMAT
 PRESENTED IN A FORMAT PRESERVING THE 1.85:1 ASPECT RATIO OF ITS THEATRICAL EXHIBITION. ENHANCED FOR WIDESCREEN TVs.

LANGUAGE
 SPANISH

ENGLISH SUBTITLES
 FEATURE FILM ONLY

SPANISH SUBTITLES
 FEATURE FILM ONLY

ENGLISH
CC
 FEATURE FILM ONLY

VARIOUS
 FEATURE RUN TIME:
 APPROX. 119 MIN.

COLOR

These charts should be checked against the menu on the DVD to verify what is present on the DVD. The chart can be confusing, and catalogers should take care when making an assessment. Not only is the chart on the container sometimes inaccurate, but the screen menus may be also. The language and caption settings should be checked on the actual video. This is easiest to do with a computer DVD player such as WinDVD or PowerDVD. By right-clicking on the video, it is possible to view and change language and caption settings. Inaccuracies should be noted.

C. Statement of Responsibility

Rule 7.7B6 sets out guidelines but also allows for flexibility among cataloging agencies:

- List featured players, performers, narrators, and/or presenters
- List persons other than the cast who have contributed to the artistic and/or technical production of a film and who are not named in the statement of responsibility.
- Assistants, associates, and other persons making minor contributions should not be included.
- Each name or group of names should be prefaced by a statement of function.

Cast (those listed in the first guideline) should be given in MARC 21 field 511. Other individuals that should be credited (those listed in the second guideline) are given in MARC field 508. Others deemed important that do not fit in a cast or credits note may be given in MARC field 500.

511 1 \$a Vivien Lee, Simone Signoret, Jose Ferrer, Lee Mervin, Oskar Werner, Elizabeth Ashley, George Segal, Jose Greco, Michael Dunn, Charles Korvin, Heinz Rühmann, Lilia Skala.

511 0 \$a Narrator, Julie Andrews ; voices, Jeff Bennett, Kevin Lima, Teala Dunn.

508 \$a Music, Ernest Gold.

D. Edition and History

Make notes relating to the edition being described.

500 \$a Music has been changed for this home entertainment version. Some episodes may be edited from their original versions.

500 \$a Based on the play by Michael Hastings.

Make notes relating to the history of the film, including dates for the original production, regardless of format.

500 \$a Originally produced as a documentary film in 2004.

500 \$a Originally released as a motion picture in 1949.

500 \$a Originally broadcast on Fox television during the 2005-2006 season.

[AACR2r 7.7B7, edition and history]

F. Publication, Distribution, etc. and Date

Make notes on publication, distribution, etc. details not included in the publication, distribution, etc. area that are considered to be important. Give the date of original production when it differs from the date of publication, distribution, etc.

500 \$a Originally produced and copyrighted in 1981.
Comment: Released in 1995

When applicable, give information about the country of release if that is not stated elsewhere in the description.

500 \$a Spanish release of the original English-language version produced by Alberto Grimaldi in 1974 and distributed by Metro-Goldwyn-Mayer.

[AACR2r 7.7B publication, etc.]

G. Physical Description

Sound

Make notes on any special characteristics of sound components. Information relating to the sound content can often be found on the container.

500 \$a Mono. sound.

500 \$a Dolby digital 5.1 sound, stereo.

[AACR2r 7.7B10a, sound characteristics]

Sound information may be combined with language notes.

546 \$a Soundtracks: English (Dolby digital 5.1 surround sound); English (Dolby surround sound); French (Dolby surround sound).

546 \$a Soundtracks: English (stereo.), French (mono.).

546 \$a Soundtracks in English, French, and Spanish.

[AACR2r 7.7B2, language, and 7.7B10a, sound characteristics]

Sound information may be combined with notes on system requirements.

538 \$a DVD; Dolby surround sound for English sound track.

538 \$a DVD; one English sound track with original mono., the other with Dolby surround 5.1 sound.

[AACR2r 7.7B10f, videorecording system; 7.7B2, language; 7.7B10a, sound characteristics]

System Requirements

Because of its importance, the systems requirement information may be given in the first note position. The MARC 21 field for system requirements, field 538, is used for the name of the format and any additional physical information that might control the user's choice of playback equipment. Information about DVD format, Blu-ray Disc format, television system, and region coding should be recorded when applicable.

1. DVD and Blu-ray Formats

DVD-Video discs require either a DVD player or a DVD computer drive with DVD player software. Blu-ray Discs require a Blu-ray player. Any special equipment needed for playback should be noted. This information is commonly found on the packaging, either stated in text or in the form of a logo.



538 \$a Requires a Blu-ray player.

538 \$a This is both a High Definition and a standard DVD and will play in both players.

[AACR2r 7.7B10f., videorecording system]

Equipment needed for the computer portion of enhanced DVDs is included in a note borrowed from AACR2r Chapter 9, either as part of the DVD 538 or as an additional 538. Use one note stating the DVD is enhanced and use field 538 for the system requirements for the computer portion, though the notes may be combined. If the computer-related material is significant, the cataloger may choose to describe it in a 500 note.

538 \$a Enhanced DVD; for the 3 games a DVD-ROM drive with Windows 95 or higher is required. Will not work on a Mac or in a CD-ROM drive.

500 \$a Includes 3 computer games, links to fan sites.

[AACR2r 7.7B10f, videorecording system, combined with 9.7B1b]

538 \$a System requirements for DVD-ROM features: Computer capable of playing DVD movies; Microsoft Windows 95 or higher. Will not work in a CD-ROM drive or on a Macintosh.

[AACR2r 9.7B1b, system requirements]

538 \$a DVD-ROM minimum system requirements: InterActual-compatible player (included on this disc), Microsoft Windows 98SE or later, Microsoft IE 5.5 SP1, Macromedia Flash Player 7, an Internet connection, a DVD-ROM drive and a DirectShow-compatible DVD decoder. This DVD will not work in a CD-ROM drive and the DVD-ROM features are not available on Apple Mac OS.

500 \$a Special features: Interactive timeline; Historical lecture: new gods for old; Hunting for treasure interactive game.

[AACR2r 9.7B1b, system requirements]

2. Television Systems

There are three different format systems for television broadcasting:

- **NTSC (National Television Systems Committee)** - the TV format used in Canada, Japan, Mexico, Philippines, Taiwan, the United States and other countries
- **PAL (Phase Alternate Line)** - the TV format used in most of Europe, most of Africa, China, India, Australia, New Zealand, Israel, North Korea, and other countries
- **SECAM (Sequential Color with Memory)** - the TV format used in eastern Europe and France <<http://www.high-techproductions.com/pal,ntsc.htm>>

Because videos formatted for one television system will not play on a television operating under a different format, the system requirements note should include information about the television system format.

538 \$a NTSC.

538 \$a DVD is in NTSC format on one side, and PAL format on the other.

3. World Region Codes

Motion pictures studios control the home release of movies in different countries through the inclusion of codes on videodiscs that prevent playback in geographical regions that are not authorized for that code. DVD players also contain a code for the region in which it is sold and will refuse playback of discs that are not coded for that geographical region.

Region Codes for Standard-definition DVD

The world is divided into seven regions for standard DVD technology; each region produces players that will only play DVDs designed for that region. Information about the region usually will be found on the disc container. For example, a small symbol of a globe with a superimposed number 1 on the container of a DVD tells the user that this DVD will work in a player produced for region 1 (i.e., North America).



The Standard-definition DVD regions are:

1. U.S., Canada, U.S. Territories
2. Japan, Europe, South Africa, and Middle East (including Egypt)
3. Southeast Asia and East Asia (including Hong Kong)
4. Australia, New Zealand, Pacific Islands, Central America, Mexico, South America, and the Caribbean
5. Eastern Europe (former Soviet Union), Indian subcontinent, Africa, North Korea, and Mongolia
6. China
7. Reserved
8. Special international venues (airplanes, cruise ships)

Also, there are all-region discs (sometimes called "region 0") and all-region players.

Region Codes for Blu-ray Disc

Blu-ray Discs may be encoded with a region code that restricts the region in which they can be played much like the DVD region codes, or they may be produced without region coding.

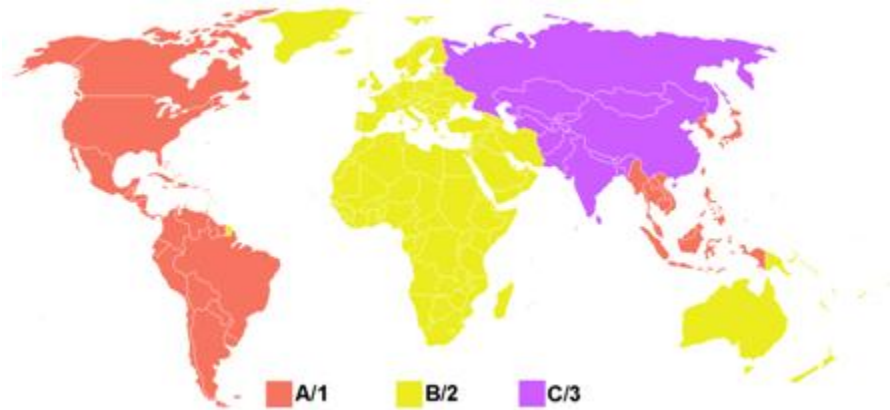


The Blu-ray regions are:

Region A (Orange): North America, South America, Central America, Japan, Taiwan, North Korea, South Korea, Hong Kong, and Southeast Asia

Region B (Yellow): Europe, Greenland, French territories, Middle East, Africa, Australia, and New Zealand

Region C (Purple): India, Bangladesh, Nepal, Mainland China, Pakistan, Russia, Central and South Asia



538 \$a Produced for region 4 (Central and South America); user must have a DVD player that will play region 4 DVDs.

538 \$a Blu-ray; NTSC; region 1.

538 \$a DVD; NTSC; region 1.

538 \$a DVD; all regions; Dolby digital surround stereo.

538 \$a DVD; Region 4; PAL.

[AACR2r 9.7B1b, system requirements]

Other

1. Layers

Some containers indicate “Single layer” and some “Dual layer” or “Dual-layer format”. Include this information if it appears on the item. When creating a note, it is preferable to retain the wording as it appears on the item.

500 \$a Dual-layer format.

500 \$a Dual-layer.

500 \$a Single layer.

[AACR2r 7.7B10k, physical description, other]

2. Aspect Ratio

There are many ways in which movie images are reproduced for use on a television screen. Widescreen movies may be reproduced as they were originally shown by including a black bar across the top and bottom of the screen (letterbox format) so the film image is reproduced completely. This information about aspect ratio is included in most reviews of DVDs, so it is considered important enough to mention in a note. There seem to be many different aspect ratios. The ratio is not always given, but when it is, make a note.

500 \$a Aspect ratio 2.35:1

500 \$a Aspect ratio 1.85:1

500 \$a Aspect ratio 1.77:1; "enhanced for 16 x 9 television."

500 \$a Aspect ratio 1.78:1

Aspect ratio information may be combined with notes on system requirements.

538 \$a DVD; Dolby surround stereo; aspect ratio 2.40:1.

Widescreen movies may also be reproduced using the pan-and-scan technique in which only parts of each frame of film are shown. This pan-and-scan technique should be mentioned in the bibliographic record.

500 \$a Original film in widescreen; reproduced using pan-and-scan technique.

If the aspect ratio is given as 1.33:1, and the container says “Standard full frame — Formatted from the original version to fit your screen,” record the information as follows:

500 \$a Aspect ratio 1.33:1; formatted from the original version to fit the television screen.

Information on layers and aspect ratio can be combined.

500 \$a Dual-layer format; aspect ratio 2.35:1.

It should also be noted that aspect ratio information might appear in the edition area if identified as such:

250 \$a Pan and scan ed.

[All these notes AACR2r 7.7B10f, physical description, other]

3. Other Information

Some phrases or words appear on the container and/or title screens and look important but don't seem to fit anywhere. Transcribe them as found, in quotation marks.

500 \$a "THX digitally remastered."

500 \$a "Lucasfilm system."

[AACR2r 7.7B10k, physical description, other]

H. Audience Rating Code

Audience information is to be given only if found on the item. However, when someone does cataloging for a school library with the training and background to make the judgment as to what ages or grades a title would be suitable for, this information may be very useful to patrons of that library. The note could be in quotes if the information appears on the item, or be followed by the name or initials of the person determining the audience level when that is done.

Ratings information should be given when found on the item. There are many kinds of ratings; the most common in the United States is the Motion Picture Association of America (MPAA) rating.

521 8 \$a MPAA rating: PG.

521 8 \$a MPAA rating: PG; for mild action, language and brief rude humor.

[AACR2r 7.7B14, audience]

I. Summary Note

Summaries are to be brief, without any judgmental terms. They need not be written in complete sentences. One may begin by using information appearing on the package, and then editing as needed to remove judgmental adjectives or other superfluous words. If a summary is used exactly as found on the package, it should be enclosed in quotation marks, with the source cited.

Further guidelines for writing summary notes, including specific guidance for motion pictures and video recordings can be found in *Summary Notes for Catalog Records*, a publication of the OLAC Summary/Abstracts Task Force
<<http://www.olacinc.org/capc/summnotes.html>>

- 520 \$a Mr. Bean can't believe his luck when he wins a camcorder and an all-expense paid vacation to the French Riviera. However, during his train journey to the south of France, he falls face first into a series of mishaps and fortunate coincidences, all of which are caught on camera and far-fetched enough to ensure his own makeshift entry into the Cannes Film Festival.
- 520 \$a "Too busy to work out? All you need is fifteen minutes a day! Pilates Week: Five 15-Minute Workouts for the Busy Teen is an exciting workout specifically for teenagers -- and for those who still feel like teenagers"— Container.
- 520 \$a Includes video essays about the people, places, cultures, and the beauty of Massachusetts.

J. Informal Contents Note

Information about special features and/or additional material included on a DVD is listed in an informal contents note.

- 500 \$a Special features include outtake musical numbers, newsreel excerpts, theatrical trailers and cast interviews.
- 500 \$a Includes 2005 documentary on the making of the film (50 min.) hosted by Stephen Spielberg.
- 500 \$a Includes original theatrical version, and special version with 28 minutes of additional footage.
- 500 \$a Includes director/producer biographies, cast filmographies, photo gallery, and music video.

500 \$a Includes both widescreen and standard versions.

[AACR2r 7.7B18, contents]

International Standard Numbers

Most DVDs have an ISBN (10 or 13 digits long), a manufacturer's or publisher's number on the spine of the container, and possibly a Universal Product Code (UPC) or an International Article Number (EAN) as well. These numbers are added to the record in the 020, 024, and 028 fields. Always remember, of course, to follow the directions for these fields with regards to indicators, etc.

A. ISBN

The newly implemented (2007) 13-digit ISBN is recorded in the 020 field with no indicator values.

020 \$a 1419845284

020 \$a 9780323045049

B. UPC (Universal Product Code) and EAN (International Article Number)

The 13-digit EAN number (usually beginning with a 978) is recorded in the 024 field with a first indicator of 3. The 12-digit UPC is recorded with a first indicator 1.

024 3 \$a 9780025895578

024 1 \$a 085391112990

C. Manufacturer's Number

The manufacturer's number goes in field 028, with subfield (b) containing the publisher's name. Use 4 as the first indicator for video recordings; the second indicator is used to specify whether a note or added entry will be generated. For specific instructions on coding the 028 field, see MARC21 Format for Bibliographic Data.

<http://www.loc.gov/marc/bibliographic/>

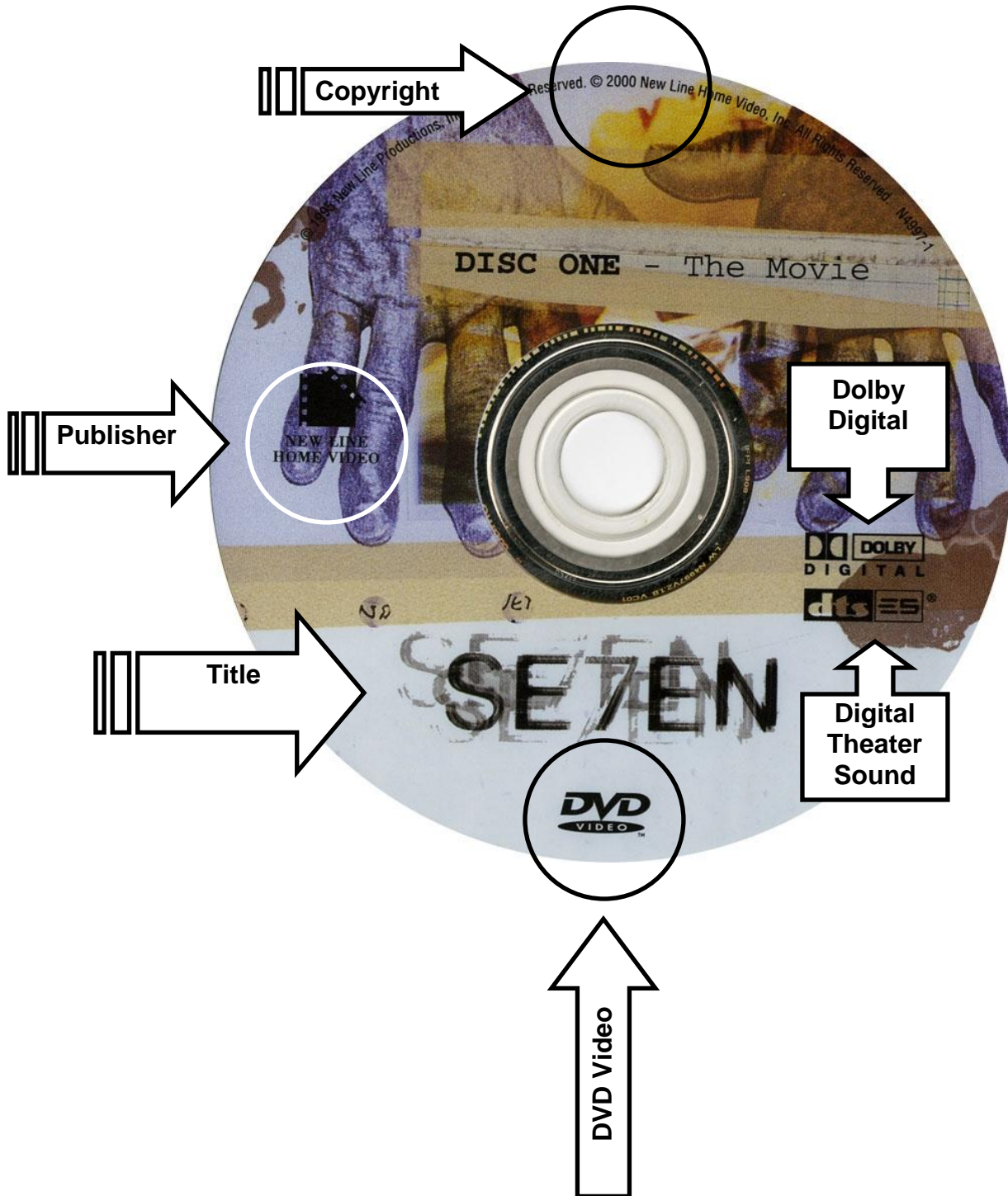
028 41\$a 59326 \$b Warner Bros. Entertainment
(Note, added entry – searchable)

028 42\$a 59326 \$b Warner Bros. Entertainment
(Note, no added entry – not searchable)

Since retrieval capability varies for online systems, please note that some systems allow tag 028 to be searchable with either 1 or 2 as the second indicator.

DVD-Video Example 1 (Enhanced)

Disc Label



DVD-Video Example 1 (Enhanced)

Visual Materials	Rec stat	c	Entered	20010104	Replaced	20080409165902.5					
Type	g	ELvl	l	Srce	d	Audn	e	Ctrl		Lang	eng
BLvl	m	Form		GPub		Time	1 2 7	MRec		Ctry	xxu
Desc	a	TMat	v	Tech	l	DtSt	s	Dates	2000	,	

007		v#b d#d c#e v#f a#g l#h z#i q
007		c#b o#d u#e g#f u

```

000 03411cgm 2200637Ia 4500
006 m d
007 vd cvaizq
007 co ugu
008 010104s1997 xxu127 e vleng d
020 $a0780630211
020 $a9780780630215
024 1 $a794043499722
028 42$aN4997$bNew Line Home Video
041 1 $aeng$bfre$heng
245 00$aSe7en$h[videorecording] /$cNew Line Productions, Inc. ; produced
by Arnold Kopelson, Phyllis Carlyle ; directed by David Fincher ; written
by Andrew Kevin Walker.
246 3 $aSeven
246 3 $a7
250 $aWidescreen letterboxed version.
260 $a[United States] :$bNew Line Home Video,$cc2000.
300 $a2 videodiscs (127 min.) :$bsd., col. ;$c4 3/4 in.
490 1 $aNew Line platinum series
538 $aDVD; Dolby surround stereo; aspect ratio 2.40:1.
538 $aIn order to operate the enhanced PC features of the disc a DVD-
ROM and Windows 95 or higher is required. Some of the DVD's enhanced
features will not work on a Mac.
546 $aEnglish with English and French subtitles available; closed-
captioned.
511 1 $aBrad Pitt, Morgan Freeman, Gwyneth Paltrow, John C. McGinley.
508 $aDirector of photography, Darius Khondji; editor, Richard Francis-
Bruce; music, Howard Shore.
500 Originally released as a motion picture in 1995.
521 8 $aRated R.
520 $aA psychological thriller about two detectives ...
505 0 $aDisc one: (the movie). Four feature-length audio ...
830 0$aNew Line platinum series.

```

DVD-Video Example 2 Chronicles of Narnia – Widescreen ed.

Visual Materials	Rec stat	c	Entered	20060413	Replaced	20080910125217.4					
Type	g	ELvl	l	Srce	d	Audn	g	Ctrl		Lang	eng
BLvl	m	Form		GPub		Time	1 3 5	MRec		Ctry	cau
Desc	a	TMat	v	Tech	l	DtSt	s	Dates	2006	,	
007											v #b d #d c #e v #f a #g i #h z #i q

```

000 04167cgm 2200649Ka 4500
007 vd cvaizq
008 060413s2006 cau132 g vleng d
020 $a9780788860713
024 1 $a786936292916
028 42$a40986$bWalt Disney Home Entertainment
041 1 $aeng$afre$aaspa$heng
130 0 $aChronicles of Narnia, the lion, the witch and the wardrobe
(Motion picture)
245 14$aThe chronicles of Narnia.$pThe lion, the witch and the
wardrobe$h[videorecording] /$cWalt Disney Pictures and Walden Media
presents a Mark Johnson production, an Andrew Adamson film ; produced by
Mark Johnson, Philip Steuer ; screenplay by Ann Peacock ... [et al.] ;
directed by Andrew Adamson.
246 30$aLion, the witch and the wardrobe
250 $a[Widescreen ed.].
260 $aBurbank, CA :$bWalt Disney Home Entertainment,$c[2006]
300 $a1 videodisc (ca. 135 min.) :$bsd., col. ;$c4 3/4 in.
538 $aDVD; region 1; widescreen (2.35:1) presentation (enhanced for
16x9 televisions); Dolby digital 5.1 surround; DTS 5.1 surround.
546 $aEnglish or dubbed French or Spanish dialogue, French or Spanish
subtitles; closed-captioned.
511 1 $aGeorgie Henley, Skandar Keynes, William Moseley, Anna Popplewell,
Tilda Swinton, James McAvoy, Jim Broadbent, Kiran Shah, James Cosmo, Judy
McIntosh, Elizabeth Hawthorne, Patrick Kake.
508 $aDirector of photography, Donald M. McAlpine ; music composer,
Harry Gregson-Williams ; editor, Sim Evan-Jones ; costume designer, Isis
Mussenden ; production designer, Roger Ford.
500 $aBased on the book by C.S. Lewis.
500 $aOriginally released as a motion picture in 2005.
521 8 $aMPAA rating: PG; for battle sequences and frightening moments.
520 $aLucy Pevensie, along with her older brothers ...
500 $aSpecial features: Bloopers; discover Narnia fun facts; kids &
director commentary; filmmakers' commentary.

```

DVD-Video Example 3 Chronicles of Narnia – Standard format ed.

Visual Materials	Rec stat c	Entered 20060404	Replaced 20081121015055.9
Type g	ELvl l	Srce d	Audn g
Ctrl	Lang eng	BLvl m	Form
GPub	Time 1 4 3	MRec	Ctry cau
Desc a	TMat v	Tech l	DtSt s
Dates 2006			
007		v #b d #d c #e v #f a #g l #h z #i q	

```

000 03219cgm 2200649Ia 4500
007 vd cvaizq
008 060404r20062005cau143 g          vleng d
020 $a0788860704
020 $a9780788860706
024 1 $a786936292916
028 41$a40986$bWalt Disney Home Entertainment
041 1 $aeng$afre$aspa$heng
130 0 $aChronicles of Narnia, the lion, the witch and the wardrobe
(Motion picture)
245 14$aThe chronicles of Narnia.$pThe lion, the witch and the
wardrobe$h[videorecording] /$cWalt Disney Pictures and Walden Media ;
produced by Mark Johnson, Philip Steuer ; screenplay by Ann Peacock ...
[et al.] ; directed by Andrew Adamson.
250 $aStandard format.
260 $aBurbank, CA :$bWalt Disney Home Entertainment :$bDistributed by
Buena Vista Home Entertainment,$c2006.
300 $a1 videodisc (ca. 143 min.) :$bsd., col. ;$c4 3/4 in.
538 $aDVD; Dolby digital 5.1 surround; DTS 5.1 surround; region 1.
546 $aSoundtracks in English, French or Spanish; subtitles in English,
French or Spanish; closed captioned.
511 1 $aGeorgie Henley, Skandar Keynes, William Moseley, Anna Popplewell,
Tilda Swinton, James McAvoy, Jim Broadbent, Liam Neeson.
508 $aDirector of photography, Donald M. McAlpine ; editors, Sim Evan-
Jones, Jim May ; music composer, Harry Gregson-Williams.
500 $aOriginally produced as a motion picture in 2005.
500 $aBased on the book by C.S. Lewis.
521 8 $aMPAA rating: PG.
520 $aWhen Lucy Pevensie, her older brothers Edmund and Peter, and her
older sister Susan are sent to the country for safer keeping during the
initial bombing raids of WW II, they decide to play hide-and-seek in the
strange house of the mysterious professor ...
500 $aSpecial features include The bloopers of Narnia, Discover Narnia
fun facts, audio commentaries.

```

DVD-Video Example 4 Chronicles of Narnia – Blu-ray Disc

Visual Materials	Rec stat	c	Entered	20080515	Replaced	20080610140502.9					
Type	g	ELvl	l	Srce	d	Audn	g	Ctrl		Lang	eng
BLvl	m	Form		GPub		Time	1 4 3	MRec		Ctry	cau
Desc	a	TMat	v	Tech	l	DtSt	s	Dates	2008	,	
007											v #b d #d c #e z #f a #g i #h z #i k

```

000 05216cgm 2201009Ia 4500
007 vd czaizk
008 080515s2008 cau143 g vleng d
020 $a9780788884917
024 1 $a786936751963
028 42$a56149$bWalt Disney Home Entertainment
041 1 $aeng$afre$aspa$heng
130 0 $aChronicles of Narnia, the lion, the witch and the wardrobe
(Motion picture)
245 14$aThe chronicles of Narnia.$pThe lion, the witch and the
wardrobe$h[videorecording] /$cWalt Disney Pictures and Walden Media
present a Mark Johnson production, an Andrew Adamson film ; produced by
Mark Johnson, Philip Steuer ; screenplay by Ann Peacock ... [et al.] ;
directed by Andrew Adamson.
246 30$aLion, the witch and the wardrobe
250 $a2-disc Blu-ray ed.
260 $aBurbank, CA :$bWalt Disney Home Entertainment :$bDistributed by
Buena Vista Home Entertainment,$c[2008]
300 $a2 videodiscs (143 min.) :$bsd., col. ;$c4 3/4 in.
538 $aBlu-ray Disc, widescreen (2.40:1) presentation; Dolby digital 5.1
uncompressed (48 kHz/16-bit) surround; Dolby digital 5.1 surround; 1080p
High-Definition; requires Blu-ray player.
546 $aEnglish (Dolby 5.1 uncompressed, Dolby 5.1), dubbed French (Dolby
5.1) or dubbed Spanish (Dolby 5.1), French or Spanish subtitles; English
subtitles for the deaf and hard of hearing.
511 1 $aGeorgie Henley, Skandar Keynes, William Moseley ...
508 $aDirector of photography, Donald M. McAlpine ...
500 $aBased on the book by C.S. Lewis.
500 $aOriginally released as a motion picture in 2005.
521 8 $aMPAA rating: PG; for battle sequences and frightening moments.
520 $aPeter, Susan, Edmund, and Lucy decide to play hide-and-seek ...
500 $aSpecial features: Disc 1: Feature ; Disc 2: "Battle for Narnia" ...

```

III. Cataloging DualDiscs

By Julie Moore, Anchalee Panigabutra-Roberts, and Carolyn Walden

This section addresses cataloging DualDiscs, sometimes called Hybrid Dual Discs, using rules found in AACR2 Chapter 6 (Sound Recordings) and Chapter 7 (Motion Pictures and Videorecordings) and the document *New Sound Recording Formats – Library of Congress Practice* available at <http://www.loc.gov/catdir/cpsoundrec.pdf>

General Comments

The DualDisc is a 4 ¾ inch disc where one side is a standard audio compact disc and the opposite side is a DVD-video or audio. Sometimes the DVD side is dominant, which results in the CD audio side as the opposite side. The hybrid CD/DVD or DVD/CD format appeared in test markets of Boston and Seattle in March 2004.

On the compact disc side, there is “compatible digital audio at 44.1kHz 16-bit and on the other, DVD-Video, with the possibility of including high-resolution DVD-Audio content.” <http://www.highfidelityreview.com/news/news.asp?newsnumber-19510882>.

“Independent and major record labels announced in November 2004 the availability of more than 50 titles to be released through the 2004 holiday season.” <http://dualdisc.com/press.html>

The DualDisc.com website in The Frequently Asked Questions section reminds readers of important technical information. <http://dualdisc.com/faq-content.html>

- It is important to have 5.1 channel surround system to take advantage of the discs that feature surround sound music. The DVD side will contain superior audio and will result in a “rich, three-dimensional musical experience.” <http://dualdisc.com/faq-content.html>
- Use the DVD side in a DVD player to enjoy enhanced audio and any additional DVD features. The CD side will play on most CD and DVD models.
- Note that each side is marked for play on a CD or DVD player.
- The DVD side will not play in a CD player. Remember to re-insert with the correct side to play.

Since DualDiscs are a combination of DVD and CD characteristics, one of the first challenges to face DualDisc catalogers is to determine the predominant material. What is the more important part of the DualDisc, the sound recording or the video recording? In some cases, there is no predominant material. In such a case, the decision as to whether the DualDisc is to be cataloged as a sound recording or a video recording is left to cataloger judgment.

This section will not attempt to duplicate cataloging practice for single CD items that follow AACR2 Chapter 6 or single DVD items that follow AACR2 Chapter 7. Instead, the information presented in this section will clarify how to describe the DualDiscs in the fields that may differ from the cataloging of single-format discs.

Chief Source of Information

As indicated in Chapter 6 for sound recordings, the chief sources of information are the disc and label with preference for textual data to sound data. In Chapter 7 for DVDs, the chief source of information is the item (e.g., title frames). If the information cannot be taken from the chief source, use accompanying textual material which may be found in scripts, publicity material, etc. and the container if it is not an integral part of the DVD. The cataloger will make this determination when deciding whether the dominant content is audio or video. Promotional material with an item may help determine if the item has been marketed and created as a specific format (CD vs. DVD) with the opposite format as supplementary material. If this cannot be determined, defer to cataloger judgment.

Leader

For the CD or DVD-Audio dominant DualDisc, use “i” or “j” as appropriate. For the DVD-Video dominant DualDisc, use type “g.”

i = nonmusical sound recording

j = musical sound recording

g = projected medium

006 Fixed-length Data Elements – Additional Material Characteristics

Include information for the additional format (DVD-Video, DVD-Audio, or CD audio as appropriate)

007 Fixed-length Data Elements – Physical Characteristics

Include information for the dominant and alternate formats as appropriate.

General Material Designation

The dominant content will determine whether the GMD will be [sound recording] or [videorecording].

Physical Description Area

Library of Congress has issued separate guidelines in their document *New Sound Recording Formats* <<http://www.loc.gov/catdir/cpsd/soundrec.pdf>>

300 \$a 1 DualDisc : \$b digital ; \$c 4 ¾ in.

Notes Area

Include a note to describe the DualDisc characteristics.

500 \$a Hybrid CD/DVD-video disc.

500 \$a Hybrid CD/DVD-audio disc.

If system requirements are present, include this in a note but if not present, do not provide a note.

500 \$a Stereo, Dolby digital.

500 \$a Widescreen (1.78:1) presentation; Dolby digital 5.1 surround.

500 \$a Enhanced DVD-audio.

DualDisc Example 1 (CD Emphasis)

Sound Recordings		Rec stat	c	Entered	20060315	Replaced	20080311091909.8
Type	j	ELvl	l	Src	d	Audn	
BLvl	m	Form		Comp	fm	AccM	d
		Part	n	TrAr	n		
Desc	a	FMus	n	LTxt		DtSt	r
						Dates	2006 , 1998
007							
007							

```

000 02275cjm 2200445Ia 4500
006 g--- vl
007 sd fungnmmned
007 vd cvaizs
008 060315r20061998nyufmnn d n eng d
024 1 $a828768286722
024 8 $a00828768286722
028 02$a82876 82867 2$bColumbia
043 $an-us---
100 1 $aSpringsteen, Bruce.$4prf
245 10$aWe shall overcome$h[sound recording] :$bthe Seeger sessions
/$cBruce Springsteen.
246 30$aSeeger sessions
260 $aNew York, NY :$bColumbia,$cp2006.
300 $a1 DualDisc :$bdigital ;$c4 3/4 in.
500 $aHybrid CD/DVD-video disc.
500 $aFolk songs associated with Pete Seeger.
511 0 $aBruce Springsteen, vocals, guitar, and other instruments; with
instrumental and vocal acc.
518 $aRecorded in 1997, 2005, and 2006, at Thrill Hill, Boxwood
Studios, NJ.
500 $aThe title track originally released by Applesseed Recordings in
1998.
500 $a"The audio side of this disc does not conform to CD
specifications and therefore not all DVD and CD players will play the
audio side of this disc"--Container.
500 $aDVD side comprises the entire album in PCM stereo., a 30 min.
film about the recording of the album, artist commentary, and 2 bonus
tracks; also filmed performances of John Henry, Pay me my money down,
Buffalo gals, Erie Canal, O Mary don't you weep, and Shenandoah.
500 $aLyrics in container.
505 00$gCD:$tOld Dan Tucker --$tJesse James ...

```

DualDisc Example 2 (CD Emphasis)

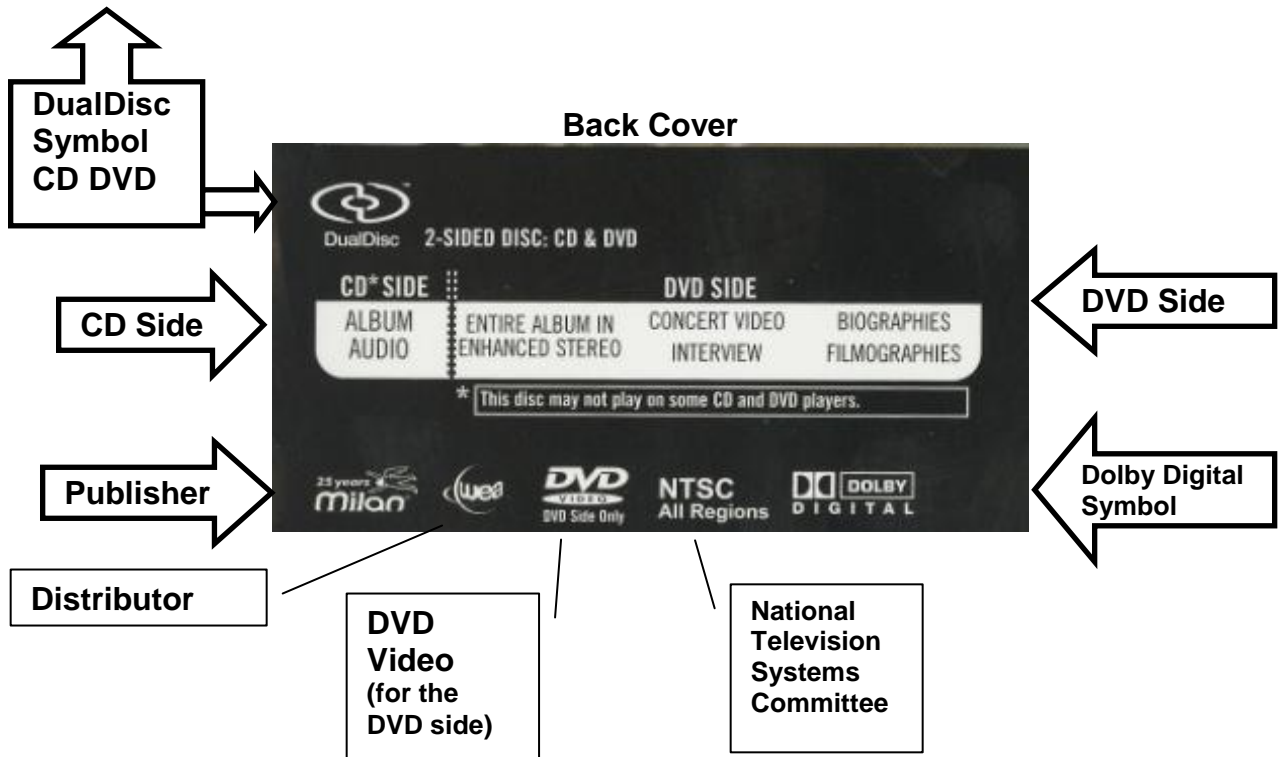
Sound Recordings	Rec stat	n	Entered	20060613	Replaced	20060613072731.4					
Type	j	ELvl	l	Srce	d	Audn		Ctrl		Lang	zxx
BLvl	m	Form		Comp	zz	AccM		MRec		Ctry	xx
		Part	n	TrAr	n						
Desc	a	FMus	n	LTxt		DtSt	p	Dates	2006	,	1996
007											
007											

```

000 01401njm 2200301Ia 4500
006 g--- vl
007 sd fungnn|mned
007 vd cvaiz|
008 060613p20061996xx zznn n zxx d
024 1 $a604388663828
028 02$aBBSF 015DD$bSummerfold
110 2 $aWorld Drummers Ensemble.
245 12$aA coat of many colors$h[sound recording] /$cWorld Drummers
Ensemble.
260 $a[S.l.] :$bSummerfold,$cp2006.
300 $a1 DualDisc :$bdigital ;$c4 3/4 in.
511 0 $aWorld Drummers Ensemble: Chad Wackerman, acoustic drums,
pitched drums and pitched cymbals ; Luis Conte, conga drums,
timbales, cajon, percussion ; Bill Bruford, acoustic and electronic
drums ; Doudou N'Diaye Rose, sabar and gorom babass.
500 $aHybrid CD/DVD-video disc.
518 $aDVD filmed live on stage at the Koninklijk Theatre Carre,
Amsterdam, Feb. 21, 2005. Some audio tracks recorded at Palais des
Beaux-Arts, Brussels, Jan. 31, 1996.
505 00$tConundrum --$tMajorette --$tPrism --$tBaye Kene N'Diaye --
$tRitm kompozisyon --$tA coat of many colors --$tSelf portrait --$tSa
N'Diaye --$gAdditional tracks in DVD side only:$tB'boom --$tEncuentro
(Encounter).

```

DualDisc Example 3 (DVD Emphasis)



DualDisc Example 3 (DVD Emphasis)

Visual Materials	Rec stat	c	Entered	20051020	Replaced	20080514223616.3					
Type	g	ELvl	l	Srcce	d	Audn		Ctrl		Lang	eng
BLvl	m	Form		GPub		Time	- - -	MRec		Ctry	xx
Desc	a	TMat	v	Tech	l	DtSt	p	Dates	2005	,	1992
007				v #b d #d c #e v #f a #g i #h z #j m #k m #i n							
007				s #b d #d f #e s #f n #g g #h n #i n #j m #k m #i n #m e #n d							

```

000 02464cgm 2200421Ia 4500
006 jjznn n
007 vd cvaiz|
007 sd fsngnmmned
008 051020p20051992xx --- vleng d
024 10$a731383612527
028 40$aM2-35125$bMilan
245 00$aMaurice Jarre's musical tribute to David
Lean$h[videorecording] /$cEditions Bleu Marine ; Milan presents ;
produced by Maurice Jarre and L.A. Johnson ; director, L.A. Johnson.
246 1 $iTitle on DVD and CD side labels:$aLean by Jarre
246 1 $iContainer subtitle:$aMusical tribute to Sir David Lean
260 $a[S.l.] :$bMilan Entertainment,$c[2005].
300 $a1 DualDisc :$bsd., col. ;$c4 3/4 in.
538 $aDVD side: enhanced stereo, Dolby digital.
500 $aHybrid DVD-video/CD disc.
511 0 $aMaurice Jarre, conductor ; Royal Philharmonic Orchestra.
500 $a DVD and compact disc originally recorded separately in 1992.
518 $aRecorded live at the Barbican Centre, London.
521 $aNot rated.
520 $aLean by Jarre is a live performance ...
505 1 $aDVD side track listing: Remembrance ; Ryan's Daughter suite ;
A passage to India suite ; Doctor Zhivago suite ; Offering ; A passage
to India (Garden of Statues) ; Lawrence of Arabia suite.
505 1 $aCD side track listing: Remembrance ; Ryan's Daughter suite ; A
passage to India suite ; Doctor Zhivago suite ; Offering ; Lawrence of
Arabia suite.
505 0 $aFull album in enhanced stereo plus audio of the bonus track "A
passage to India" (Garden of Statues) from the DVD concert program --
Full concert video -- Maurice Jarre interview with Christian Lauliac
(35 min.; English subtitles) -- Biographies, filmographies.

```

IV. Cataloging DVD-Audio

By Marcia Barrett, Nancy Lorimer, and Walter Walker

This section addresses cataloging commercially available DVD-Audio containing musical and non-musical sound recordings, using the rules found in AACR2 Chapter 6 (Sound recordings).

Chief Source of Information

As with other sound recordings, the title should always be taken from the label on the disc whenever possible. In absence of a label title, the container (including any insert material that shows through the container), the title or menu screen, or other accompanying material may be used. Prefer textual data to sound data (per AACR2 6.0B1)

General Comments on DVD-Audio

DVD-Audio, “designed to replace CD-Audio as the primary carrier of prerecorded music for the record industry,” more than doubles the fidelity of a standard audio CD and supports additional data such as text, still images, and video <http://patches.sonic.com/pdf/white-papers/wp_dvd_audio.pdf>. Able to contain up to seven times as much information as a CD, DVD-Audio has sound as its primary content, although it will always have minimal visual content in that there will be a menu screen for navigation. A DVD-Audio may also contain additional visual features. Most, however, contain nothing additional.

Cataloging a DVD-Audio is similar to cataloging any other manifestation of a sound recording. There are some special features, however, that are not directly addressed in AACR2, but that do need to be described in the bibliographic record. These features are the emphasis of this document.

Occasionally, a DVD-Audio may have material on the second side of the disc. This may be in a different format, such as a DVD-Video. In these cases, the cataloger should consult other portions of this guide.

The GMD for DVD-Audio is [sound recording]:

245 10 \$a Magnificat \$h [sound recording] : \$b a capella works.

Enhanced DVD-Audio

Some DVD-Audio discs contain additional material that requires a computer or DVD-Video player for access. In these discs, the primary component of the DVD is the sound

recording itself. Computer-accessed material is secondary (equivalent to accompanying material in AACR2) and may include short videos, program notes, recording credits, games, etc. Enhanced DVD-Audio discs should be cataloged as sound recordings. Use one note to state that the DVD-Audio is enhanced, one to give the system requirements for the video portion, and one to describe the video contents, if deemed important.

500 \$a Enhanced DVD-Audio.

538 \$a System requirements: Accompanying video requires DVD-video compatible Dolby digital (AC-3) player or computer for viewing.

500 \$a Accompanying videos include a history of Chanticleer and an excerpt from John Taverner's Village wedding.

MARC 21 007

The 007 for DVD-Audio is the same as for compact discs. The only difference is in byte 04 (Configuration of sound channels). This should be recorded as "z" for "other" since there is no code for 5.1 channels. Add a second 007 for any significant video or other content.

MARC 21 033 (Date/Time and Place of an Event)

For DVD-Audio, the 033 field is optional. As with other formats, it gives the recording/broadcast date of the DVD-Audio in machine-readable format in subfield (a) and the geographic location of the recording session in subfields (b) and (c). Geographic codes are taken from the LC Classification schedule G.

The 033 below is for a recording from January 2000 in Nicasio, California (Skywalker Ranch)

033 00 \$a 200001--\$b 4364\$c N53

MARC 21 041

Note that for sound recordings, spoken or sung text is coded in the 041 subfield (d); subfield (a) is only for written text in the music format.

Dates

A. Type of Date Code in Fixed Field

For a new DVD-Audio (i.e. not a reissue) with only one date associated with it, the MARC 21 fixed field 008, byte 6 is coded "s" (single date).

If the publication date differs from a known recording date or the publication differs from the phonogram date, byte 6 is coded “p” (distribution/production date).

If the DVD-Audio is an exact reissue of an LP or CD, code the Date type as “r” (reprint/original).

B. Dates in Field 260

A DVD-Audio may have a single date (2001), a copyright date (c2001), a phonogram (sound recording copyright) date (p2001), a recording date, or any combination of these. Dates may be found on the label of the disc, or equally often on the back of the container, and a single date may perform as both a copyright and a phonogram date.

A single date or phonogram date is recorded in the 260 as the publication date.

260 \$a Boston, Mass. : \$b Rounder, \$c 2002.

260 \$a Hamburg, Germany : \$b Teldec, \$c p2001.

According to LCRI 6.4F1, copyright dates on DVD-Audio literally only refer to the graphic and textual material, not the audio portion, and therefore can be used only as an inferred date of publication. It may be used singly or in combination with a p date in the 260 and is recorded in square brackets.

260 \$a New York, N.Y. : \$b Nonesuch, \$c [2003]

260 \$a Hamburg : \$b Teldec, \$c [2001], p1999.

Note: the “p” preceding the date should be written with the phonogram copyright date symbol if it is available.

C. Dates in Notes

Recording dates are given in the edition and history note (MARC 21 field 518). The date is repeated in coded form in field 033.

Physical Description Area

A. Extent of Item

There are two possible ways (plus one variation) to record the extent of item area according to Rule 6.5B1 of AACR2.

Option 1

The first is to use the traditional SMD for sound discs.

300 \$a 1 sound disc

When using this option, a note field (500/538 – see p. 47, Section E) is necessary to describe the type of disc:

500 \$a DVD-audio.

Option 2

The second option is to use a term in common usage:

300 \$a 1 DVD-audio

In either of these cases, also give the type of recording and the number of sound channels. DVD-Audio has 5.1 channels and usually can also be played in stereo.

300 \$a 1 DVD-audio : \$b digital, 5.1 channels, stereo. ; \$c 4 3/4 in.

300 \$a 1 sound disc : \$b digital, 5.1 channels, stereo. ; \$c 4 3/4 in.

Option 3

A variation of the second example has been developed by the Library of Congress. Here, the term “DVD” replaces the number of channels, the thought being that the term amply explains all the sound characteristics.

300 \$a 1 sound disc : \$b digital, DVD ; \$c 4 3/4 in.

If using the 2nd or 3rd options, it is not necessary to add a note describing the type of disc, since that information is already present in the physical description.

B. Time

The time in subfield (a) of MARC 21 field 300 should be the duration of the musical work, and it is given only if there is a single work. Record the timing of multiple single tracks/works in MARC field 306 (for machine-readable times), in the contents note, or in a separate note.

Notes Area

A. Nature or Artistic Form and Medium of Performance

Make the usual note about the type of work and medium of performance unless it is apparent from the rest of the description for the primary work. A description of the content of any accompanying material can be combined with this note or given separately.

- 500 \$a Renaissance music in honor of the Virgin Mary; accompanying music video is an excerpt from John Tavener's Village wedding.
- 500 \$a Traditional and contemporary Cape Breton fiddle music and songs.
- 500 \$a Popular vocal and instrumental music of Cuba.

B. Language

Give the language of sung or spoken text on the DVD-Audio if not apparent from the rest of the bibliographic record.

- 546 \$a Sung in Latin and Russian; Monteverdi works originally set as Italian madrigals. Village wedding sung in English.
- 546 \$a Sung in Spanish.

C. Statements of Responsibility

Participant or Performer

Record performer names and roles in a MARC 21 511 field, indicator 0.

511 0 \$a Chanticleer; Joseph Jennings, musical director.

511 0 \$a Natalie McMaster, fiddle and vocals with various other musicians.

Creation/Production Credits

Chapter 6 does not give guidelines for a creation or production credits note but include this information in MARC 21 field 508 if considered useful. Consult AACR2 rule 7.7B6 on credits from the Motion Pictures and Videorecordings chapter for guidance.

508 \$a Artistic administrator, Philip Wilder; screen design and animation, Gil Herear.

D. Edition and History

If the place and date of recording are stated on the item and considered to be important, give this information in a note in MARC 21 field 518.

518 \$a Recorded at Skywalker Ranch, Nicasio, CA, Jan. 2000.

518 \$a Recorded at Egrem Studios, Havana, Cuba, March 1996.

Use field 033 (Date/Time and Place of an Event) to enter this information in coded form.

If the disc is a reissue (not very common with DVD-Audio), record information about the original in a general note.

E. Physical Description

Type of Disc

If using the traditional method (Section A, Option 1, p. 46) of describing a sound disc in the 300 field, a note is necessary to specify the type of disc. If either the term in common usage or the LC style of 300 is used, the note is not necessary. A note is necessary in all cases if you are cataloging an enhanced DVD-Audio.

Sound recording cataloging specifies that this note goes in a 500 field, not a 538, though it could be argued both ways.

500 \$a DVD-audio disc.

500 \$a Enhanced DVD-audio disc.

System Requirements

This field is not specified in AACR Chapter 6 (Sound recordings), but its use has been given informal approval by the Library of Congress and other cataloging agencies. Use this field to give any additional technical information that might control the user's choice of playback equipment, including equipment necessary for accessing computer features. Quote information stated on the resource if it is there. Otherwise, use AACR 7.7B10 for guidance.

538 \$a Can be played as Advanced-resolution surround, Advanced-resolution stereo and DVD-compatible Dolby digital (AC-3); advanced resolution audio and visual content require DVD-audio-capable players.

F. Accompanying Material

Describe any accompanying material on the disc, such as videos, performer biographies, etc. Interactive menus, which are common in these formats, may be

ignored, as can advertisements for products or previews of other titles, but you may also choose to describe these materials if you feel they are important.

- 500 \$a Accompanying videos include a history of Chanticleer and an excerpt from John Taverner's Village wedding.

- 500 \$a Program notes by Nick Gold and Nigel Williamson, and song lyric transcriptions by Juan de Marcos González and Maria Rodríguez with English translations by Jenny Adlington and Francesca Clarke (47 p. : ill.) included.

G. Summary

If the DVD-Audio is a nonmusical sound recording, give a summary of the content unless another part of the description provides enough information. A summary should be brief and impartial. If using a summary from the container or from an outside source, enclose the summary in quotation marks and cite the source.

H. Contents

Use the contents note to list the following information if available and deemed necessary or useful -- individual tracks or works, the composers of those particular tracks or works, and performers specific to those tracks. Durations of each track are also recorded here.

I. Publisher's Numbers

Publisher's numbers are found either on the disc itself or on the container. Record the publisher number in the MARC 21 028 field with first indicator 0. If there are multiple publisher numbers, enter them in a single 028 field or enter them in multiple 028 fields. For specific instructions on coding the 028 field, see MARC21 *Format for Bibliographic Data* <<http://www.loc.gov/marc/bibliographic/>>. Record the numbers and their source in a note.

Physical Description Option 1 (Traditional SMD)

Sound Recordings	Rec stat n	Entered 20051212	Replaced 20080628122747.7
Type j	ELvl l	Srce d	Audn <input type="text"/>
BLvl m	Form <input type="text"/>	Comp rc	AccM <input type="text"/>
	Part n	TrAr n	MRec <input type="text"/>
Desc a	FMus n	LTxt <input type="text"/>	Dates 2005 , <input type="text"/>
007 <input type="text"/> s#b d#d f#e s#f n#g g#h n#i n#j m#k m#l n#m e#n d			

```

000 01317njm 2200337Ma 4500
007 sd fsngnmmned
008 051212s2005 caurcnn n eng d
024 1 $a00075993864328
028 02$a38643-2$bWarner Bros.
110 2 $aSun (Musical group)
245 10$aBlame it on the youth$h[sound recording] /$cthe Sun.
260 $aBurbank, CA :$bWarner Bros.,$cp2005.
300 $a1 sound disc :$bdigital ;$c4 3/4 in.
500 $aDVD-audio.
500 $a"Parental advisory, explicit content"--Container.
500 $a"Do not attempt to play on a CD player"--Container.
505 0 $aMust be you (3:20) -- Say goodbye (3:24) -- Justice (2:49) --
Romantic death (3:10) -- 2B4 (2:09) -- Lost at home (3:06) -- Waitin'
on high (2:58) -- Rockstop (3:40) -- We tried (3:30) -- Pavement jive
(3:37) -- These heights (3:20) -- Taking the Lord's name in vein
(4:05) -- Lose your money (3:30) -- Valentine (4:03).

```

Physical Description Option 2 (Common Usage Term)

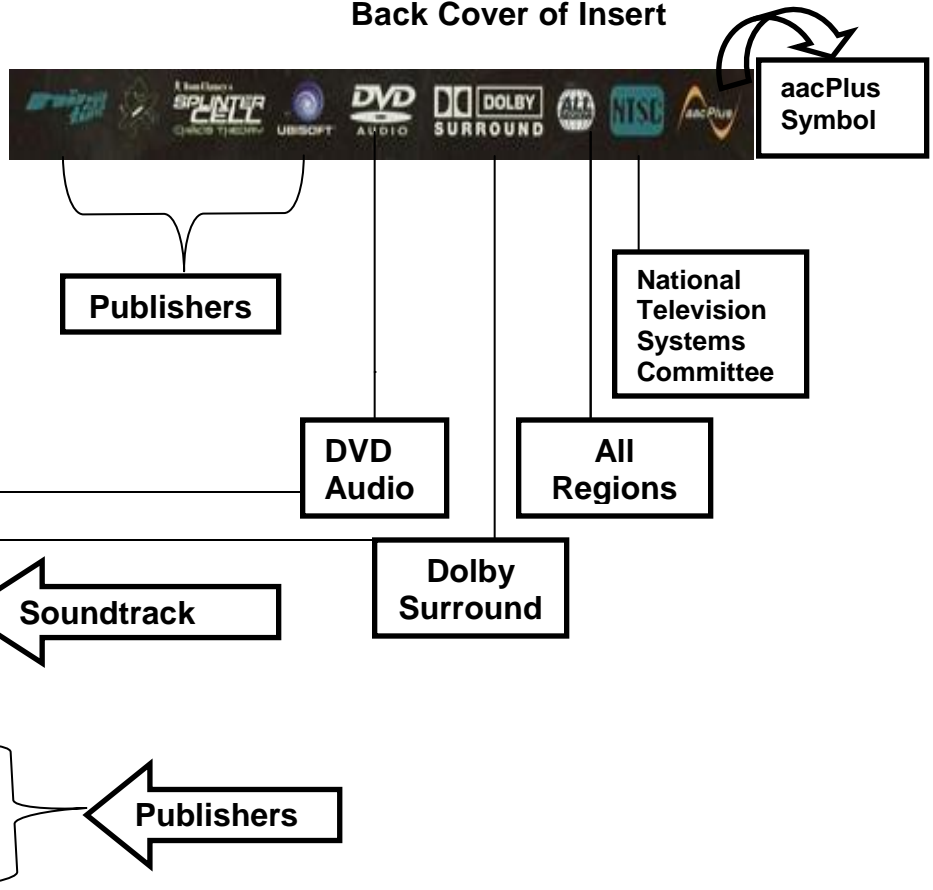
Disc Label



Front Cover



Back Cover of Insert



Physical Description Option 2 (Common Usage Term)

Sound Recordings		Rec stat	n	Entered	20061229	Replaced	20080624121703.6
Type	j	ELvl	4	Srce		Audn	
BLvl	m	Form		Comp	pp	AccM	
		Part	n	TrAr	n	MRec	
Desc	a	FMus	n	LTxt		DtSt	s
				Dates	2005		
007				s #b d #d z #e q #f n #g g #h n #i n #j m #k m #l n #m e #n d			
007				s #b d #d z #e s #f n #g g #h n #i n #j m #k m #l n #m e #n d			
007				v #b d #d c #e v #f a #g i #h z #i k			

```

000 02035njm 22004214a 4500
006 m h
006 g--- va
007 sd zqngnmmned
007 sd zsnngnmmned
007 vd cvaizk
008 061229s2005 qucppnn n zxx
028 02$aZEN DVA100$bNinja Tune
100 1 $aTobin, Amon.
245 10$aChaos theory$h[sound recording] :$bthe 5.1 surround soundtrack
to Tom Clancy's Splinter cell, chaos theory /$cAmon Tobin.
260 $aMontreal :$bNinja Tune,$cp2005.
300 $a1 DVD-audio :$bdigital, surround, stereo. ;$c4 3/4 in.
500 $aInstrumental music: Amon Tobin with other musicians.
500 $a"Written, produced, and arranged by Amon Tobin"--Booklet.
500 $aOriginal sound track for the video game, Tom Clancy's Splinter
cell: chaos theory, developed and published by Ubisoft in 2005.
500 $aBonus features include the video for El cargo; the Splinter
cell game trailer; an extra audio track, Stolen; and a biography of
the composer.
500 $aContains a DVD-ROM section with the album in Apple's Lossless
format digital audio files playable on any Mac or PC with iTunes
software, and on iPod players; and as accPlus files in both stereo and
5.1 for computers, mobile phones, and portable players.
500 $aComposer and performer resides in Canada.
505 0 $aThe lighthouse -- Ruthless -- Theme from battery ...
538 $aHigh resolution 5.1 surround sound requires DVD-audio player;
Dolby digital 5.1 surround and 2.0 stereo downmix, and all video
content, are playable on all DVD-video players.

```


Physical Description Option 3 (LC Usage)

Sound Recordings	<u>Rec stat</u> n	<u>Entered</u> 20080111	<u>Replaced</u> 20080111090250.2
<u>Type</u> j	<u>ELvl</u> l	<u>Srcce</u> d	<u>Audn</u> <input type="text"/>
<u>BLvl</u> m	<u>Form</u> <input type="text"/>	<u>Comp</u> zz	<u>AccM</u> e i <input type="text"/>
	<u>Part</u> n	<u>TrAr</u> n	<u>MRec</u> <input type="text"/>
<u>Desc</u> a	<u>FMus</u> n	<u>LTxt</u> <input type="text"/>	<u>Dates</u> 2007 , <input type="text"/>
007		s #b d #d z #e z #f n #g g #h n #i n #m e #n u	
007		v #b d #d c #e v #f a #g i #h z #i k	
007		c #b o #d u #e g #f a	

```

000 01633njm 2200433Ia 4500
006 g---          vu
006 m          u
007 sd zznngnn|||eu
007 vd cvaizk
007 co uga
008 080111s2007   quczzn ei          n zxx d
024 1 $a771028078899
028 02$aIMED 0788$bEmpreintes Digitales
041 0 $geng$gfre
100 1 $aHarrison, Jonty,$d1952-
240 10$aSelections
245 10$aEnvirons$h[sound recording] /$cJonty Harrison.
260   $aMontréal, Québec :$bEmpreintes Digitales,$cp2007.
300   $a1 sound disc :$bdigital, DVD ;$c4 3/4 in.
500   $aElectroacoustic music.
500   $aDVD audio and video: surround 5.1, stereo; DVD-ROM: documents.
500   $aProgram notes in English and French (1 folded sheet) inserted
in container.
505 0 $aUndertow (2007) (12:19) -- ReCycle (1999-2006) (47:39) -- Rock
'n' roll (2004) (11:43) -- Internal combustion (2005-06) (11:43) --
Free fall (2006) (7:54) -- Streams (1999) (16:12) -- Afterthoughts
(2007) (15:59).

```

V. Cataloging DVD-ROMs (Electronic Resources)

By Francie Mrkich and Sueyoung Park-Primiano;
updated by Julie Moore, Anchalee Panigabutra-Roberts,
and Carolyn Walden

This section addresses cataloging commercially available non-cartographic electronic resources issued on DVD-ROM format using Amendments 2001 and 2004 to AACR2 and *MARC 21 Format for Bibliographical Data*. For the purpose of this document, DVD-ROM format is used, although it is possible that some resources may be issued on a recordable DVD format such as DVD-R, DVD-RAM, DVD-RW, and DVD+RW.

According to Chapter 9, AACR, some electronic resources may include “components with characteristics found in multiple classes of materials so there will frequently be a need to consult other chapters.” When this occurs, consult the additional chapters as well for descriptive cataloging instructions. Cataloging an electronic resource issued in a DVD-ROM format is similar to cataloging an electronic resource issued on CD-ROM. However, the 2001 and 2004 Amendments resulted in several significant changes to Chapter 9, Electronic Resources, formerly entitled “Computer Files.”

Chief Source of Information

A major change in Chapter 9 is the redefinition of the chief source of information. The chief source is now the DVD-ROM itself and its container and/or accompanying materials.

Leader 06 (Type of Record)

Determining the most significant aspect of the DVD-ROM's content is one of the first important decisions to be made in cataloging a DVD-ROM (or any electronic resource for that matter). That decision determines the code that is entered in the Type of Record (Leader 06).

Notice that the Type of Record reflects the most significant aspect of the content, rather than the physical carrier. The physical carrier for the DVD-ROM is found in the physical description of the record.

As an example, a textual finite resource will result in coding the Leader 06 (Type of Record) character position "a" for language material. If the content of the resource is a map, then Leader 06 (Type of Record) is to be coded "e" for cartographic material. If the content of the resource is a moving image, then Leader 06 (Type of Record) is to be coded "g" for projected medium.

DVD-ROMs increasingly include more than one type of content. For example, there could be a moving image on the DVD-ROM and there could also be a game. It is up to the cataloger to decide which content is more significant. This is cataloger's judgment.

Leader 06 (Type of Record) coded "m" for "computer file" is reserved for the following types of electronic resources:

- computer software (including programs, games, fonts)
- numeric data
- computer-oriented multimedia
- online systems or services

In case of doubt or if the most significant aspect of the DVD-ROM's content cannot be determined, then the Leader 06 (Type of Record) is coded "m" for computer file by default.

Fixed-length Data Elements

The 006 field is used to describe additional characteristics that cannot be coded in the 008 field.

The 007 field describes in coded form the physical characteristics of the electronic resource.

The 008 field contains coding that describes the basic characteristics of the resource as a whole. However, the 008 field is non-repeatable.

A. 006 Fixed-length Data Elements—Additional Material Characteristics (Optional; Repeatable)

If the DVD-ROM is not coded "m" in Leader/06 (e.g., a DVD-ROM consisting primarily of text, images, maps, or video), the 006 field is used to record the coded computer file aspects of the item, i.e., the 006/00 (Form of Material) character position will be coded "m" for computer file. Code other values as appropriate. It is possible that there may be some redundancy between the 006/007/008.

The coding for the 006 is explained in *MARC 21 Format for Bibliographic Data* <<http://www.loc.gov/marc/bibliographic/bd006.html>> as well as the *OCLC Bibliographic Formats and Standards* <<http://www.oclc.org/bibformats/en/fixedfield/default.shtm>>

Example:

006 m d f

The only possible elements in this field are:

- 00 Type = m (Computer files/Electronic resources)
- 05 Audience (in this example, blank = unknown or unspecified)
- 09 File (in this example, d=document)
- 11 Government Publication (in this example, f=federal)

B. 007 Fixed-length Data Elements -- Physical Characteristics (Electronic Resource) (Required; Repeatable)

This field is used to identify the physical characteristics of the DVD-ROM in a coded form. The category of material should be coded “c” for computer file, with the specific material designation coded “o” for optical disc and dimension coded “g” for 4 3/4 in. Add the appropriate codes for color and sound.

The coding for the 007 is explained in *MARC 21 Format for Bibliographic Data* <<http://www.loc.gov/marc/bibliographic/bd007.html>> as well as the *OCLC Bibliographic Formats and Standards* <<http://www.oclc.org/bibformats/en/0xx/007comp.shtm>>

MARC	OCLC	Subfield	Code
007/00	\$a	category of material	c=electronic resource
007/01	\$b	specific material designation	o=optical disc
007/03	\$d	color <i>See MARC 21 for additional codes</i>	b=black & white
			c=multicolored
007/04	\$e	Dimensions	g=4 ¾ in.
			z= other (use for 3 in. disc)
007/05	\$f	sound	a=sound

C. 008 Fixed-length Data Elements (Required; Not Repeatable)

(In mnemonic form, the Leader plus the 008 is represented as the “fixed field.”)

If the DVD-ROM does not consist of programs or multimedia and the Leader/06 character position is coded something other than “m,” be sure to code the 008/23 (Form of item) character position “s” for “Electronic.” If the Leader/06 character position is coded “m” (for computer file), be sure to identify the Type of computer file from the choices provided in MARC 21 008/26.

Title and Statement of Responsibility Area

Transcribe the title proper and parallel title or other title information and statements of responsibility as found on the chief source of information. New with Amendments 2001 is the redefined general material designation. Use “[electronic resource]” as the GMD.

245 00 \$a Encyclopedia Britannica 2007 deluxe \$h [electronic resource].

245 14 \$a The American Sign Language handshape dictionary DVD
\$h [electronic resource] / \$c by James Monaco.

245 00 \$a 40 years of X-Men \$h [electronic resource] / \$c Marvel.

Give any variations in title or other title information as appropriate.

245 00 \$a Home improvement 1-2-3.

246 3 \$a Home improvement 1 2 3

246 3 \$a Home improvement one-two-three

246 3 \$a Home improvement one two three

245 00 \$a PROSOMA.

246 1 \$i Title on discs: \$a PROSOMA : \$b bridging the gap

245 00 \$a Jane's air superiority collection.

246 1 \$i At head of container title: \$a Jane's combat simulations

Edition Area

Transcribe an edition statement as it appears on a DVD-ROM. Ignore statements referring to minor changes (see AACR 9.2B4). Do not supply an edition statement that does not appear on the item unless there is clear evidence of substantive differences from other editions. Make sure that the edition statement applies to the item as a whole and not just to a part (for example, a statement appearing on documentation may apply only to the documentation, not to the electronic resource).

250 \$a Version 1.1

250 \$a Multimedia ed.

Type and Extent of Resource Area

With the adoption of the 2004 amendments, the Type and Extent of Resource Area has been deleted. This area is no longer applied for electronic resources although it may be given in a note. (See Notes Area, Section D, p. 59.) Prior to the recommendation for this deletion, terms such as “electronic data, electronic program(s), electronic data and program(s) were acceptable if readily and succinctly available.

Publication, Distribution, etc. Area

All commercially available electronic resources issued in DVD-ROM format are considered published.

260 \$a [New York] : \$b Graphic Imaging Technology, Inc., \$c 2005.

260 \$a Hollywood, CA : \$b Gnomon Workshop ; \$a [Culver City, Calif.] : \$b Design Studio Press, \$c [2005]

For an electronic resource produced non-commercially on a DVD format, do not record a place of publication, distribution, etc. or name of publisher, distributor, etc. Do not record “[s.l.]” or “[s.n.]” respectively in such a case.

260 \$c 2001.

According to AACR2 rule 9.4F4, if there is no publication, distribution, etc., date which applies to the item as a whole and the item has multiple copyright dates which apply to various aspects of the production (e.g., programming, sound, graphics, documentation), transcribe only the latest copyright date. Optionally, transcribe the other dates in a note or in a contents note.

Physical Description Area

Use “computer optical disc” as the specific material designation; optionally, use conventional terminology as the SMD, e.g., DVD-ROM. Add other physical details if specified or known and give dimensions. Give information on accompanying material, if appropriate. Give differences in size if the item includes more than one physical carrier with the smaller and larger size separated by a hyphen.

300 \$a 1 computer optical disc : \$b sd., col. ; \$c 4 3/4 in.

300 \$a 1 DVD-ROM : \$b sd., col. ; \$c 4 3/4 in. + \$e 1 installation guide.

300 \$a 2 DVD-ROMs ; \$c 3-4 3/4 in.

Comment: Item contains 3 in. and 4 3/4 in. optical discs.

Series Area

Transcribe series statements for material issued on DVD-ROM format in the same manner as for any other material.

Notes Area

Give the notes in prescribed order as listed below. Refer to AACR2, Chapter 9 (Electronic Resources) for a complete list of notes.

A. System Requirements

Provide information on system requirements, if readily available. Begin the note with "System requirements:"

- 538 \$a System requirements: IBM-PC or compatible; 2 MB of free hard disk space; Windows XP or Windows 2000 ; SVGA color display capable of displaying 1024 by 768 pixels; DVD-ROM drive.

B. Source of Title Proper

Always give the source of the title proper. Consider the disc label to be any information that is affixed, printed or stamped on the disc surface. Give the source of the edition statement if it is different from the title proper.

- 500 \$a Title from title screen; ed. statement from disc label.

- 500 \$a Title from disc label.

C. Edition and History

Provide information relating to the edition or to the history of the resource.

- 500 \$a Previous eds. issued on CD-ROM.

D. Type and Extent of Resource

Provide information about the type and extent of the resource if it is considered to be important

- 516 \$a Electronic data (4 files : 600,100 records)

- 516 \$a Hierarchical file structure

E. Publication, Distribution, etc.

Provide additional notes on publication, distribution, etc., details if important and not included in the publication area.

- 500 \$a Distributed by BBC Worldwide Americas.

F. Physical Description

Give the physical description in a note if using 'computer optical disc' as the specific material designation in the physical description.

538 \$a DVD-ROM.

538 \$a PC DVD-ROM.

If there are physical details not included in the physical description area, include these in a note.

500 \$a Stereo, sd.

500 \$a Disc does not work in DVD players.

Comment: Use this note for a video on DVD-ROM that is packaged to look like a regular DVD

G. Accompanying Material

Include a note on accompanying materials not in the physical description area.

500 \$a Accompanied by supplementary manuals.

H. Series

Make any notes on series information that is not included in the series area.

I. Dissertations

Make a note as described in 1.7B13 if the DVD-ROM is a dissertation

502 \$a Thesis (Ph.D)—University of Alabama at Birmingham, 2007.

Note

Although AACR2 uses Ph.D. as illustrated above with no spaces, the example used in the LC Rule Interpretation does leave a space in the abbreviation (Ph. D.). Defer to local cataloging preference for formulating this abbreviation.

J. Audience

Include a note of the intended audience if it is stated on the item or accompanying material. This is particularly useful for educational interactive multimedia software.

521 8 \$a Middle school students.

ESRB Rating:

Similar to DVD-Videos, rating information should also be given when found on the items. In the United States, ESRB ratings are commonly found on interactive entertainment software. The Entertainment Software Rating Board (ESRB), a non-profit independent agency, is responsible for assigning computer and video game content ratings <<http://www.esrb.org/>>.



From the back of container

521 8 \$a ESRB rating: E, Everyone 10+ (Alcohol and tobacco reference, crude humor, mild violence).



From the back of container

521 8 \$a ESRB rated: T, teen (for suggestive themes, violence).

K. Other Formats

If the content has been issued in other formats, provide that information in a note.

530 \$a Issued also in print.

L. Summary

Always give a brief statement of the purpose and content of resource.

520 \$a Allows viewers to access signs and some video clips of more than 1,400 words and 40 basic handshapes.

520 \$a A complete multimedia culinary arts education resource which includes 250 high-quality videos to teach culinary techniques and principles.

M. Contents

List the contents of the resource.

505 0 \$a disc 1. Install -- disc 2. Entire U.S.

505 0 \$a [v. 1]. Northeast [installation/data] -- [v. 2]. Mid-Atlantic -- [v. 3]. South -- [v. 4]. Great Lakes -- [v. 5]. North Central -- [v. 6]. South Central -- [v. 7]. Pacific.

DVD-ROM CATALOGING EXAMPLES

The following examples illustrate cataloging DVD-ROMs that are coded either as type “m” computer file, type “a” text, or type “g” projected media. The examples also include several DVD-ROM computer games. For cartographic materials on DVD-ROM, one should refer to the “Guidelines for Distinguishing Cartographic Electronic Resources from other Electronic Resources” prepared by the Library of Congress Cataloging Policy and Support Office <<http://www.loc.gov/marc/cfmap.html>>

DVD-ROM Example 1 (Type m)

Computer Files		Rec stat	n	Entered	20070403	Replaced	20070403144720.7
Type	m	ELvl	l	Src	d	Audn	
Ctrl		Lang	eng				
BLvl	m	File	i	GPub		MRec	
Ctry		cau					
Desc	a			DtSt	s	Dates	2007
007				c#b o#d c#e g#a			

```

000 01803nmm 2200349Ia 4500
007 co cga|||||
008 070403s2007 cau i eng d
020 $a1593393121
020 $a9781593393120
024 1 $a798936834980
245 00$aEncyclopaedia Britannica 2007 deluxe DVD$h[electronic
resource].
246 3 $aEncyclopedia Britannica 2007 deluxe DVD
260 $aSan Francisco, CA :$bSelectsoft Pub.,$cc2007.
300 $a1 DVD-ROM :$bsd., col. ;$c4 3/4 in.
538 $aSystem requirements for Windows: Pentium III or equivalent
processor; 512 MB RAM; Microsoft Windows 2000 or XP; 1.7 GB free hard
disk space (2.3 GB for full installation); monitor (1024 x 768
resolution, 16-bit color); sound card and speakers; DVD-ROM drive.
538 $aSystem requirements for Macintosh: PowerPC G5 or Intel Core
Processor; 512 MB RAM; Mac OS 10.4x; 1.7GB free hard-disk space (2.3
GB for full installation); monitor (1024 x 768 resolution, millions of
colors); sound card and speakers; DVD-ROM drive.
500 $aTitle from disc label.
520 $aContains over 82,000 articles, World atlas, Merriam-Webster's
dictionary & thesaurus, Britannica classics, the Britannica
BrainStomer, Timelines, and the Year in review. Includes images and
illustrations, videos and audio clips, interactive article and media
tours, and provides access to online magazine articles and Web links.

```

DVD-ROM Example 2 (Type a; Serial)

Continuing Resources		Rec stat	n	Entered	20070228	Replaced	20080323154237.9
Type	a	ELvl		Srce	c	GPub	i
Ctrl		Lang	eng	BLvl	s	Form	s
Conf	0	Freq	u	MRec		Ctry	lu
S/L	0	Orig	s	EntW		Regl	u
Alph		Desc	a	DtSt	c	Dates	2005 , 9999
SrTp	p	Cont	s				
007		c#b o#d u#e g					

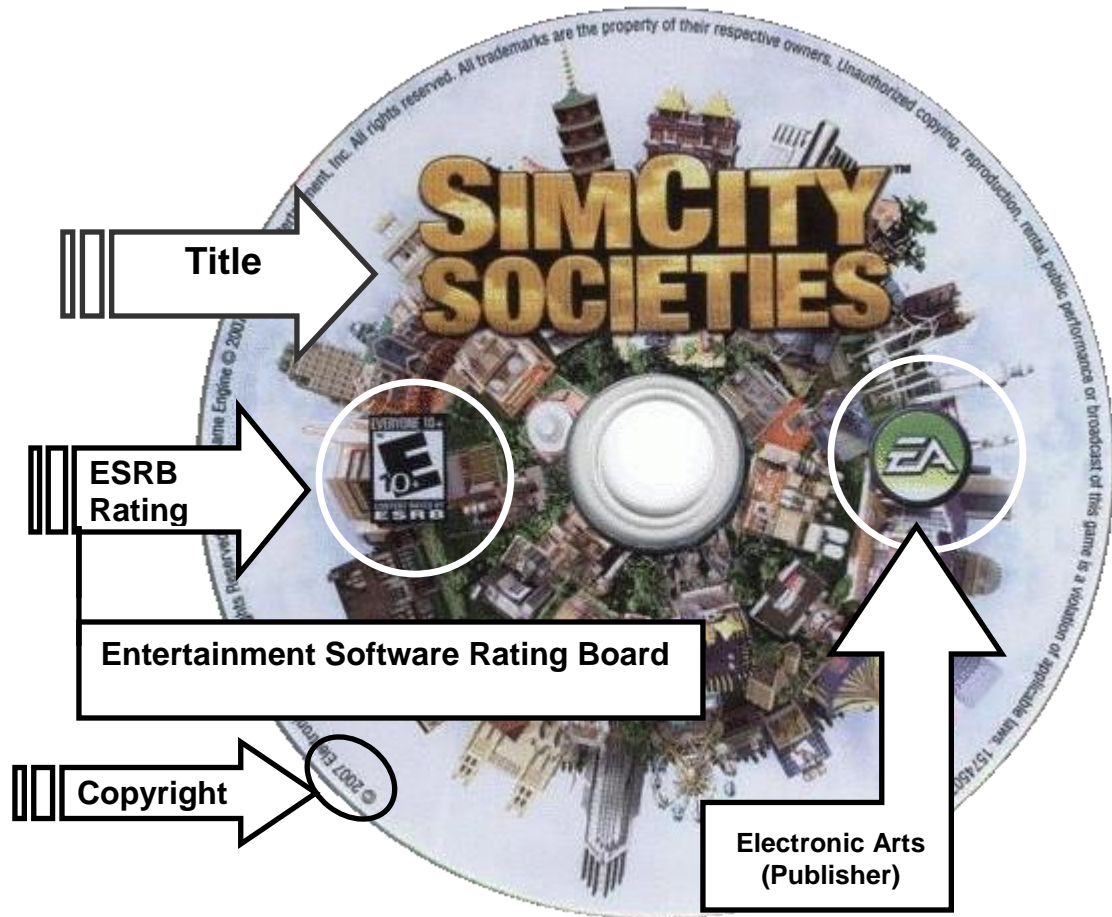
```

000 01651nas 2200397 a 4500
006 m          d i
007 co ug|||||
008 070228c20059999lu uu pss s i0 0eng c
022 $y1608-7097
043 $ae-----
130 0 $aEurostat electronic library (DVD-ROM)
245 10$aEurostat electronic library$h[electronic resource].
260 $aLuxembourg :$bOffice for Official Publications of the European
Communities,$cc2006-
300 $aDVD-ROMs ;$c4 3/4 in.
362 0 $a2005, publications archive 2-
490 1 $aTheme--General and regional statistics
490 1 $aPanorama of the European Union
538 $aSystem requirements: Pentium PC or equivalent; Windows 9x or
higher/NT/XP; Netscape or Explorer browser version 4.0 or higher;
Internet connection (if Internet access is wanted); Adobe Reader; DVD-
ROM drive.
500 $aTitle from disc label.
500 $aLatest issue consulted: 2006, publications archive 1.
520 $aIncludes more than 1,400 Eurostat publications in PDF format
featuring the latest indicators, news releases, nomenclatures and
other publications.
830 0$aTheme--General and regional statistics.
830 0$aPanorama of the European Union.

```

DVD-ROM Example 3 (Game)

Disc Label



From the Front Cover of the Container



This is played on a PC DVD-ROM drive.

DVD-ROM Example 3 (Game)

Computer Files		Rec stat	c	Entered	20071214	Replaced	20080116164950.6
Type	m	ELvl	l	Srce	d	Audn	
						Ctrl	
							Lang
BLvl	m	File	g	GPub		MRec	
							Ctry
Desc	a			DtSt	s	Dates	2007
007				c#b o#d c#e g#f a			

```

000 01772cmm 2200373Ia 4500
007 co cga|||||||
008 071214s2007 cau i eng d
020 $a0784544891
020 $a9780784544891
245 00$aSimCity societies$h[electronic resource].
246 3 $aSim City societies
260 $aRedwood City, CA :$bElectronic Arts Inc.,$cc2007.
300 $a1 DVD-ROM :$bsd., col. ;$c4 3/4 in. +$elbooklet (28 p. : ill.
; 18 cm)
538 $aPC DVD-ROM.
538 $aSystem requirements: Windows XP SP2 or Vista Processor; 1.7
GHz Intel CPU or faster, or AMD XP 2100+ or faster; 512 MB RAM; hard
drive: at least 2.1 GB free space; 128 MB video card; 4 speed DVD
drive; DirectX 9.0c compatible sound card; DirectX version 9.0c
(included on disc); keyboard, mouse. Windows Vista requires a 2.4 GHz
processor or equivalent and 1 GB RAM.
500 $aTitle from disc label.
500 $a1 player.
521 8 $aESRB rating: E, Everyone 10+ (Alcohol and tobacco reference,
crude humor, mild violence).
520 $a"Build artistic societies or police states, industrial
wastelands or spiritual enclaves, romantic hamlets or cyberpunk
complexes. The power to build your utopia or your inferno is in your
hands."--Container.

```

DVD-ROM Example 4 (Type g)

Visual Materials		Rec stat	c	Entered	20050921	Replaced	20081112161055.1
Type	g	ELvl	l	Src	d	Audn	
BLvl	m	Form	s	GPub		MRec	
Desc	a	TMat	v	Tech	c	DtSt	s
						Dates	2005 ,
007							c#b o#d c#e g#f a
007							v#b u#d c#e z#f a#g z#h z#i u

```

000 02232cgm 2200457Ia 4500
006 m g g
007 co cga|||||
007 vu czazzu
008 050921s2005 cau150 s vceng d
020 $a1597629669
020 $a9781597629669
024 1 $a805366013738
245 00$aCreature and environment rendering$h[electronic resource]
/$c[produced by] Design Studio Press, the Gnomon Workshop.
260 $aHollywood, CA :$bGnomon Workshop ;$a[Culver City, Calif.]
:$bDesign Studio Press,$c[2005]
300 $a1 DVD-ROM (ca. 150 min.) :$bsd., col. ;$c4 3/4 in.
490 1 $aDigital rendering and techniques with Nick Pugh
538 $aSystem requirements: 1 GHz or faster processor; 512 MB or
greater RAM; 64 MB or greater video RAM; 5 GB or greater hard disk
space; Windows XP Professional or 2000 or Apple Mac OS x 10.2
(minimum); QuickTime Movie and Acrobat Reader; 1280 x 1024 or greater
display; DVD-ROM drive.
500 $aDisc does not work in DVD players.
500 $aTitle from the title screen.
511 0 $aInstructor, Nick Pugh.
520 $aDemonstrates digital techniques in Adobe Photoshop for
rendering a creature in an environment that was previously created in
the Originality in Design DVD ...
500 $aIncludes lecture notes, resources, and sample files.
505 0 $aImporting the image -- Setting up the picture -- Creating
layers using channels -- Creating depth -- Detail refinement --
Preserving the original design language -- Reflections in water.
830 0$aDigital rendering and techniques with Nick Pugh.

```

VI. Resources

Books

Anglo-American Cataloguing Rules. 2nd ed., 2002 revision, 2005 update. Chicago : American Library Association, 2005.

Fritz, Deborah A. *Cataloging With AACR2 and MARC 21 : For Books, Electronic Resources, Sound Recordings, Videorecordings, and Serials*. Chicago : ALA Editions, 2007.

Hsieh-Yee, Ingrid. *Organizing Audiovisual and Electronic Resources for Access: a Cataloging Guide*. 2nd ed. Westport, Conn. : Libraries Unlimited, 2006.

Maxwell, Robert L. *Maxwell's Handbook for AACR2: Explaining and Illustrating the Anglo-American Cataloguing Rules through the 2003 Update*. 4th ed. Chicago : American Library Association, 2004.

Taylor, Jim. *DVD Demystified*. 3rd ed. New York : McGraw-Hill, 2006.

Articles

"Blu-ray Wins the Format Battle, but Consumers Don't Buy It." *Business Wire*. New York: May 14, 2008.

"Despite the Ramp of Blu-ray Drives, DVD Burners Will Continue to Be the Leading Volume Product Until 2012, According to IDC." *Business Wire*. New York: May 14, 2008.

Fischetti, Mark. "Blu-ray vs. HD DVD." *Scientific American*, Aug 2007, Vol. 297 Issue 2, p. 98-99.

Lowry, Tom, Grover, Ronald, Edwards, Cliff. "Blu-ray Isn't Getting Much Traction; Sony Won the Battle to be the Standard for HD-DVD. Can It Persuade Strapped Consumers to Buy In?" *Business Week*. New York: May 19, 2008. p. 50.

Schweber, Bill. "Why Blu-ray Won the Battle." *Electronic Engineering Times*. Manhasset: Mar 24, 2008, p. 35.

Tarr, Greg. "Blu-ray's Work is Still Ahead, Say Analysts" (cover story)
TWICE: This Week in Consumer Electronics, Feb. 25, 2008, Vol. 23 Issue 5, p. 1-8.

Tarr, Greg. "HD DVD's End Is Fresh Start for Blu-ray" (cover story) *TWICE: This Week in Consumer Electronics*, Feb. 25, 2008, Vol. 23 Issue 5, p. 1-12.

"Technology Live". *USA Today*, May 27, 2008.

Online

Adobe Digital Video Group. *A DVD Primer: From DV to DVD: Enriching the Experience of High-quality Video*.

http://www.adobe.com/designcenter/encore/articles/enc1dvdprimer_w_ue/enc1_dvdprimer_w_ue.pdf

Blu-ray Disc Association. *About Blu-ray*.

<http://www.blu-raydisc.com/en/about/BenefitsfortheIndustry/discs.html>

Blu-ray Disc Association. *Blu-ray Disc US site*. May 2008.

http://www.blu-raydisc.com/bluray_site.htm

DualDisc.com. *DualDisc Arrives in Stores as Record Labels Roll Out First Wave of Titles*. <http://dualdisc.com/press.html>

DVD Forum. April 2008. <http://www.dvdforum.org/forum.shtml>

DVD Forum. *HD DVD Technology*. November 2005

<http://www.dvdforum.org/hddvd-tech.htm>

DVD-R: definitions.

- DVD Forum. *DVD Primer FAQ*. "DVD formats." May 2008.
<http://www.dvdforum.org/faq-dvdprimer.htm#6>
- ProAction Media. *Online Glossary of CD/DVD Terms*. May 2008.
http://www.proactionmedia.com/cd_dvd_glossary.htm#d
- Taylor, Jim. *DVD Demystified: Home of the DVD FAQ*. May 2008.
<http://www.dvddemystified.com/dvdfaq.html#4.3.2>

DVD Reproduction: Frequently Asked Questions

<http://www.copy-cd.biz/info/dvd-reproduction-faq.jsp#dvd9>

DVD Tutorial: What You Need to Know About DVD's Physical and Application Formats.

<http://www.timefordvd.com/tutorial/pf/DVDTutorial.shtml>

EMediaLive.com. *Maxell Showcases Holographic Storage, Blu-ray, and HD DVD Technologies at Broadcasters Convention October 24-25, 2006*.

<http://emedialive.com/Articles/ReadArticle.aspx?ArticleID=11977>

Everything You Wanted to Know About DualDisc. <http://dualdisc.com/faq-content.html>

High Fidelity Review DVD-Audio News Story. *DualDisc - Major Record Labels Launch Hybrid CD/DVD Format.*

<http://www.highfidelityreview.com/news/news.asp?newsnumber=19510882>

Holography System Development Forum. April 2008. <http://hvd-forum.org/>

High-tech Productions. *PAL, NTSC and SECAM Comparison*

<http://www.high-techproductions.com/pal,ntsc.htm>

Library of Congress. *New Sound Recording Formats—Library of Congress Practice.* <http://www.loc.gov/catdir/cpsoundrec.pdf>

Library of Congress. Network Development and MARC Standards Office. *Guidelines for Coding Electronic Resources in Leader/06.* Revised December 2007.

<http://www.loc.gov/marc/ldr06guide.html#ldr06-values>

Library of Congress. Network Development and MARC Standards Office. *MARC 21 Format for Bibliographic Data.* Revised October 2007.

<http://www.loc.gov/marc/bibliographic/>

New launches.com. *Maxell launches Holographic storage, 1.6 TB at 120 bps*

http://www.newlaunches.com/archives/maxell_launches_holographic_storage_16_tb_at_120_mbps.php

OLAC Cataloging Policy Committee Summary/Abstracts Task Force. *Summary Notes for Catalog Records.* August 2002. <http://www.olacinc.org/capc/summnotes.html>

OLAC CAPC Video Language Coding Best Practices Task Force. *Draft Recommendations.* October 2007. <http://www.olacinc.org/capc/langcodedraft1.html>

Selected Web Resources for Organizing Audiovisual & Electronic Resources.

Jan 2006. <http://slis.cua.edu/ihy/aver.htm>

Taylor, Jim. *DVD Demystified: Home of the DVD FAQ.* May 2008.

<http://www.dvddemystified.com/dvdfaq.html>

Toshiba. *Toshiba Announces Discontinuation of HD DVD Businesses.* Press Releases. 19 February, 2008.

http://www.toshiba.co.jp/about/press/2008_02/pr1903.htm

Understanding DVD-Audio: A Sonic White Paper.

http://patches.sonic.com/pdf/white-papers/wp_dvd_audio.pdf