



# Result Book

27th Summer Universiade in Kazan 2013



## Swimming





### Number of Entries by Country

As of WED 10 JUL 2013

Men

NOC Code	Individual and Relay Swimming																			Total Swimmers			
	50m Freestyle	100m Freestyle	200m Freestyle	400m Freestyle	800m Freestyle	1500m Freestyle	50m Backstroke	100m Backstroke	200m Backstroke	50m Breaststroke	100m Breaststroke	200m Breaststroke	50m Butterfly	100m Butterfly	200m Butterfly	200m Individual Medley	400m Individual Medley	Total Individual Entries	4x100m Freestyle		4x200m Freestyle	4x100m Medley Relay	Total Relay Entries
ARG	2	2	1	1						2	2	2	1					13	1		1	2	3
ARM								1	1									2					1
AUS	1	3	2	2		2	2	1		2	2		1	1	2	2		23					13
AUT	1	1						1										3					2
BAH	2	2								1	1		2	2		1		11					2
BRA	1	1	1	1	1	1		1		1		1						9					3
BUL	1	1	1				1	1	1				1	1	1		1	10					2
CAN	2	2	2	2	2	2	2	2	2	2	2	2	2	2	2	2	2	34	1	1	1	3	19
CHN	2	4	1	1			2	2	3	3	4	3	1	2	1	1	1	31					12
COL		2	2	1							1	1	1	1	1	1	1	12					3
COM	1	1																2					1
CRO	1									1			1	2				5					3
CZE	1				1	1	1	1	1				1	1	1			9					3
ESP	2	1			1	1	1	1		1	2	1	1	2	1			15					6
EST	2	2	1				2	1		2	2	1	1	2	1	2		19	1		1	2	5
FIN										1	1							2					1
FRA	1	1	2		1	1		1	2		1	2	1	1		1		15	1	1	1	3	15
GBR		1	1	2	1		2	2	2	3	3	3	1	1	2	2	2	28					11
GEO	2	1					2	1	1	2	2		1			1		13			1	1	5
GER								2	1								1	4					4
GRE													1	1	1			3					1
HKG	2	2	2				1	1		2	1	1	2	2	1	1		18	1	1	1	3	7
INA	1	1	1	1			2	2	1				2	1		1		13	1	1	1	3	4
IND	1	2	1	2	1	1	2	2	2	1	1	1	2	1	1	1	1	23					6
IRL				1	1	1											1	4					2
ISR	1	2	2				2	2	2	2	1	2	1	1	1	2	2	23	1		1	2	10
ITA	2	3	1	1	1	1	1	1	1	2	2	1	2	2	1			22	1	1	1	3	16
JPN	2	2	2	2	2	2	2	2	2	2	2	2	2	2	2	2	2	34	1	1	1	3	23
KGZ			1	1						1	2	2	1	1			1	10					3
KOR	1						1						2	1	1			6					2
LAT							1	1		1	1	1	1					6					2
LIB	2	1					1			1	1		2					8					4
LTU	2	2	1				1	1	1	2	2	2	1	1		1		17			1	1	6
MAC													1	1				2					1
MAS	1	1	1	1			1			1	1	1	1	2				11					3
MEX	1	1	1	1						1						2	2	9	1			1	6
MKD	1		1				1	1	1				1					6					4



Individual and Relay Swimming

NOC Code	50m Freestyle	100m Freestyle	200m Freestyle	400m Freestyle	800m Freestyle	1500m Freestyle	50m Backstroke	100m Backstroke	200m Backstroke	50m Breaststroke	100m Breaststroke	200m Breaststroke	50m Butterfly	100m Butterfly	200m Butterfly	200m Individual Medley	400m Individual Medley	Total Individual Entries	4x100m Freestyle	4x200m Freestyle	4x100m Medley Relay	Total Relay Entries	Total Swimmers
NED		1	1				1	1		1						1		6					1
NOR	1	1	1															3					1
NZL		1	1	2	1	1				1	1	1		1		1	1	12					3
PAK	1	1											1	1				4					1
PAR	1	2	1				1	1	1	1	1	1	2	2	1			15					4
PER	1	1																2					1
PLE	1									1				1				3					1
POL	1	2	1	1									1	2	1		1	10					6
POR		1	1															2					1
QAT		1	1							1	1		1			1		6	1			1	3
ROU	2	2	2	1	1	1		1	1	1			1			1	1	15	1			1	5
RSA	2	2	2	1	1		2	2	2	2	1	1	2	1		2	1	24					8
RUS	2	2	2	2	2	2	2	2	2	2	2	2	2	2	2	2	2	34	1	1	1	3	31
SIN	2	2	1	1		1	2						1	1				11	1		1	2	4
SLO						1										1	1	4					1
SRB		1											1	1				3					1
SRI	1	2	1							2			1	1				8					4
SUI	2	2	2	1			2	2	1	2	2	2	2	2	2	2	2	28					9
SVK										1	1	1						3					1
SWE	1	1					1	1	1			1	1	1		2	2	12					3
TJK	3	3											1					7					3
TPE	1	1		1	1		1	1	1	1	1	1	1	1	1	2	1	16			1	1	5
UGA	2	2																4					2
URU	1	1																2					1
USA	3	2	2	2	3	6	2	3	3	4	4	2	2	2	2	2	3	47	1		1	2	29
	67	76	47	32	21	25	45	45	36	56	52	41	58	53	30	40	32	756	18	7	19	44	343

LEGEND

\* Over quota

## Number of Entries by NOC

As of WED 10 JUL 2013

Women

NOC Code	Individual and Relay Swimming																	Total Swimmers					
	50m Freestyle	100m Freestyle	200m Freestyle	400m Freestyle	800m Freestyle	1500m Freestyle	50m Backstroke	100m Backstroke	200m Backstroke	50m Breaststroke	100m Breaststroke	200m Breaststroke	50m Butterfly	100m Butterfly	200m Butterfly	200m Individual Medley	400m Individual Medley		Total Individual Entries	4x100m Freestyle	4x200m Freestyle	4x100m Medley Relay	Total Relay Entries
ARG			1	1	1		1	1	1	1	1	1				1	10						3
ARM										1	1	1					3						1
AUS	2	1	2	2	1	2	2	2	2	1	1	2		2	2	2	1	29					12
AUT		1								1	1		1	1			5						2
BAH	2	2					2	2					2	2			12						2
BDI	1	1															2						1
BRA				1	1	1				1	1						6						2
CAN	2	2	2	2	2	1	2	2	2	2	2	2	2	2	2	2	35	1	1	1	1	3	19
CHN	2	2	2				3	4	3	1	1		2	2		3	1	26					11
COL	2	2	2	1		1	1	1	1	1	1		1	2	2	1	20	1				1	6
CRO																	1						1
CZE	1	1	1		1	1	1	1		2	2	1		1		1	16						5
ESP				1	1	1											4						1
EST	1	1					1	1	1				1				6						2
ETH							1			1			1				3						1
FRA	2	2					1			1	1	1	1			1	10	1		1	2		8
FSM							1	1					1	1		1	5						1
GBR	2	3	2	3	2	1	1	1	1					1			17						7
GER		1												1		1	3						2
GRE										1	1	1					3						1
HKG	1	1	1		1		2	2	2	1	1		2	1		1	17	1	1	1	1	3	6
HON								1	1				1		1		4						1
INA	1	2	1	1						1	1		2	1		2	13		1		1		2
IND	1	1	1	1						1	1	1	1	1	1	1	12						3
IRL	1									1	1	1					4						1
ISR	2	1	1	1			1			1	1	1	1	1			11				1	1	4
ITA	2	2	2	2	2	2	2	2	1	2	3	2	2	2		1	30	1	1	1	1	3	16
JPN	2	2	2	2	2	1	2	2	2	2	2	2	2	2	2	1	32	1	1	1	1	3	15
KEN	1	1					1			1	1		1				6						1
KGZ										1	1	1					3						1
KOR											2	2					4						2
LAT											1	1					2						1
LIB	2	1								1							4						2
LIE			1	1	1	1											4						1
MAS	2	1					2	1		1	1		1				9						3
MEX								1		1		2					6						4
MOZ	1						1	1									3						1



NOC Code	Individual and Relay Swimming																				Total Swimmers		
	50m Freestyle	100m Freestyle	200m Freestyle	400m Freestyle	800m Freestyle	1500m Freestyle	50m Backstroke	100m Backstroke	200m Backstroke	50m Breaststroke	100m Breaststroke	200m Breaststroke	50m Butterfly	100m Butterfly	200m Butterfly	200m Individual Medley	400m Individual Medley	Total Individual Entries	4x100m Freestyle	4x200m Freestyle		4x100m Medley Relay	Total Relay Entries
NOR	1	2	2										1	1				7					2
NZL	2	1		1	1	1	2	2	1	1	1	1	2	1		2	2	22	1		1	2	5
POL	1	1					1	1	1						1	1		7					3
POR																1	1	2					1
ROU		1			1													2					1
RSA	1	1	2	2	2	2				1	1							12					4
RUS	2	2	2	1	1		2	2	2	2	2	2	2	2	2	2	2	32	1	1	1	3	19
SIN	1	1								1	1		1			1		6					3
SRB													1	1	1			3					1
SRI	1	1	1				1			1	1		1	1		1		9					3
SUI		1	1					1	1				1	2	1	1	1	10					2
SVK		1	1				1	1	1	1	1	1	1	1		1		11					3
SWE	2	2	1				1	1		1	1	1	1	1				12	1	1	1	3	4
TPE	1	1	1				1	1	1	1	1	1		1	1	1	1	13			1	1	4
USA	3	2	3	3	3	7	3	4	4	2	3	2	3	3	3	4	4	56	1			1	28
	48	48	35	26	23	22	40	39	28	39	41	30	39	37	19	34	21	584	11	7	12	30	235

LEGEND

\* Over quota



**Day 1**


**Daily Schedule**

Расписание соревнований по дням

Session	Start Time	Event	Event No	Phase
Morning	09:00	Men's 400m Freestyle	1	Heats
	09:25	Women's 50m Butterfly	2	Heats
	09:34	Men's 100m Backstroke	3	Heats
	09:50	Women's 400m Individual Medley	4	Heats
	10:09	Men's 100m Breaststroke	5	Heats
	10:25	Women's 200m Backstroke	6	Heats
	10:39	Men's 50m Butterfly	7	Heats
	10:53	Women's 4x100m Freestyle	8	Heats
	11:03	Men's 4x100m Freestyle	9	Heats
Evening	19:00	Men's 400m Freestyle	101	Final
	19:08	Women's 50m Butterfly	202	Semifinals
	19:15	Men's 100m Backstroke	203	Semifinals
	19:23	Women's 400m Individual Medley	104	Final
	19:31	Men's 400m Freestyle		Victory Ceremony
	19:37	Men's 100m Breaststroke	205	Semifinals
	19:45	Women's 200m Backstroke	206	Semifinals
	19:55	Women's 400m Individual Medley		Victory Ceremony
	20:01	Men's 50m Butterfly	207	Semifinals
	20:08	Women's 4x100m Freestyle	108	Final
	20:15	Men's 4x100m Freestyle	109	Final
	20:22	Women's 4x100m Freestyle		Victory Ceremony
	20:28	Men's 4x100m Freestyle		Victory Ceremony

**NOTES**

All times subject to change.

Timing and Results provided by  **TISSOT**



**Day 2**


**Daily Schedule**

Расписание соревнований по дням

Session	Start Time	Event	Event No	Phase
Morning	09:00	Men's 200m Freestyle	10	Heats
	09:23	Women's 100m Breaststroke	11	Heats
	09:37	Men's 200m Individual Medley	12	Heats
	09:59	Women's 100m Freestyle	13	Heats
	10:13	Men's 1500m Freestyle	14	Heats
Evening	19:00	Men's 50m Butterfly	107	Final
	19:04	Women's 100m Freestyle	213	Semifinals
	19:12	Men's 100m Backstroke	103	Final
	19:16	Men's 50m Butterfly		Victory Ceremony
	19:22	Women's 50m Butterfly	102	Final
	19:26	Men's 100m Breaststroke	105	Final
	19:30	Men's 100m Backstroke		Victory Ceremony
	19:36	Women's 100m Breaststroke	211	Semifinals
	19:44	Men's 200m Individual Medley	212	Semifinals
	19:54	Women's 50m Butterfly		Victory Ceremony
	20:00	Women's 200m Backstroke	106	Final
	20:05	Men's 200m Freestyle	210	Semifinals
	20:15	Men's 100m Breaststroke		Victory Ceremony
	20:21	Women's 200m Backstroke		Victory Ceremony

**NOTES**

All times subject to change.

Timing and Results provided by  **TISSOT**






## Daily Schedule

Расписание соревнований по дням

Session	Start Time	Event	Event No	Phase
Morning	09:00	Men's 200m Butterfly	15	Heats
	09:16	Women's 200m Individual Medley	16	Heats
	09:29	Men's 200m Breaststroke	17	Heats
	09:50	Women's 100m Backstroke	18	Heats
	10:02	Men's 50m Backstroke	19	Heats
	10:14	Women's 1500m Freestyle	20	Heats
Evening	19:00	Men's 1500m Freestyle	114	Final
	19:18	Men's 200m Breaststroke	217	Semifinals
	19:30	Women's 200m Individual Medley	216	Semifinals
	19:40	Men's 1500m Freestyle		Victory Ceremony
	19:46	Men's 200m Freestyle	110	Final
	19:51	Women's 100m Breaststroke	111	Final
	19:55	Men's 200m Butterfly	215	Semifinals
	20:02	Men's 200m Freestyle		Victory Ceremony
	20:11	Women's 100m Freestyle	113	Final
	20:15	Men's 200m Individual Medley	112	Final
	20:20	Women's 100m Breaststroke		Victory Ceremony
	20:26	Women's 100m Backstroke	218	Semifinals
	20:34	Men's 50m Backstroke	219	Semifinals
	20:41	Women's 100m Freestyle		Victory Ceremony
	20:47	Men's 200m Individual Medley		Victory Ceremony

### NOTES

All times subject to change.

Timing and Results provided by  **TISSOT**





**Day 4**


**Daily Schedule**

Расписание соревнований по дням

Session	Start Time	Event	Event No	Phase
Morning	09:00	Women's 200m Breaststroke	21	Heats
	09:18	Men's 100m Freestyle	22	Heats
	09:41	Women's 100m Butterfly	23	Heats
	09:53	Men's 800m Freestyle	24	Heats
	10:32	Women's 4x200m Freestyle	25	Heats
Evening	19:00	Women's 1500m Freestyle	120	Final
	19:18	Women's 200m Individual Medley	116	Final
	19:23	Men's 100m Freestyle	222	Semifinals
	19:31	Women's 1500m Freestyle		Victory Ceremony
	19:37	Women's 100m Butterfly	223	Semifinals
	19:45	Women's 200m Individual Medley		Victory Ceremony
	19:50	Men's 200m Breaststroke	117	Final
	19:56	Women's 100m Backstroke	118	Final
	20:00	Men's 200m Butterfly	115	Final
	20:05	Men's 200m Breaststroke		Victory Ceremony
	20:11	Women's 200m Breaststroke	221	Semifinals
	20:21	Men's 50m Backstroke	119	Final
	20:25	Women's 100m Backstroke		Victory Ceremony
	20:31	Women's 4x200m Freestyle	125	Final
	20:42	Men's 200m Butterfly		Victory Ceremony
	20:48	Men's 50m Backstroke		Victory Ceremony
20:54	Women's 4x200m Freestyle		Victory Ceremony	

**NOTES**

All times subject to change.

Timing and Results provided by  **TISSOT**




## Daily Schedule

Расписание соревнований по дням

Session	Start Time	Event	Event No	Phase
Morning	09:00	Men's 200m Backstroke	26	Heats
	09:19	Women's 200m Freestyle	27	Heats
	09:34	Men's 100m Butterfly	28	Heats
	09:50	Women's 50m Backstroke	29	Heats
	09:59	Men's 50m Breaststroke	30	Heats
	10:13	Women's 800m Freestyle	31	Heats
Evening	19:00	Men's 800m Freestyle	124	Final
	19:09	Women's 200m Freestyle	227	Semifinals
	19:19	Men's 100m Butterfly	228	Semifinals
	19:26	Men's 800m Freestyle		Victory Ceremony
	19:33	Women's 200m Breaststroke	121	Final
	19:39	Men's 100m Freestyle	122	Final
	19:43	Women's 50m Backstroke	229	Semifinals
	19:50	Men's 200m Backstroke	226	Semifinals
	20:00	Women's 200m Breaststroke		Victory Ceremony
	20:06	Men's 100m Freestyle		Victory Ceremony
	20:12	Women's 100m Butterfly	123	Final
	20:16	Men's 50m Breaststroke	230	Semifinals
	20:23	Women's 100m Butterfly		Victory Ceremony

### NOTES

All times subject to change.

Timing and Results provided by  **TISSOT**




## Daily Schedule

Расписание соревнований по дням

Session	Start Time	Event	Event No	Phase
Morning	09:00	Women's 50m Breaststroke	32	Heats
	09:09	Men's 50m Freestyle	33	Heats
	09:25	Women's 200m Butterfly	34	Heats
	09:35	Women's 50m Freestyle	35	Heats
	09:47	Men's 4x200m Freestyle	36	Heats
Evening	19:00	Women's 800m Freestyle	131	Final
	19:18	Women's 50m Breaststroke	232	Semifinals
	19:25	Men's 100m Butterfly	128	Final
	19:29	Women's 200m Freestyle	127	Final
	19:34	Women's 800m Freestyle		Victory Ceremony
	19:40	Men's 50m Freestyle	233	Semifinals
	19:47	Men's 100m Butterfly		Victory Ceremony
	19:53	Women's 200m Freestyle		Victory Ceremony
	19:59	Women's 50m Backstroke	129	Final
	20:03	Men's 200m Backstroke	126	Final
	20:08	Women's 200m Butterfly	234	Semifinals
	20:18	Men's 50m Breaststroke	130	Final
	20:22	Women's 50m Backstroke		Victory Ceremony
	20:28	Men's 200m Backstroke		Victory Ceremony
	20:34	Women's 50m Freestyle	235	Semifinals
	20:41	Men's 4x200m Freestyle	136	Final
	20:51	Men's 50m Breaststroke		Victory Ceremony
20:57	Men's 4x200m Freestyle		Victory Ceremony	

### NOTES

All times subject to change.

Timing and Results provided by  **TISSOT**




## Daily Schedule

Расписание соревнований по дням

Session	Start Time	Event	Event No	Phase
Morning	09:00	Women's 400m Freestyle	37	Heats
	09:22	Men's 400m Individual Medley	38	Heats
	09:50	Women's 4x100m Medley Relay	39	Heats
	10:02	Men's 4x100m Medley Relay	40	Heats
Evening	19:00	Women's 50m Freestyle	135	Final
	19:04	Men's 50m Freestyle	133	Final
	19:08	Women's 50m Breaststroke	132	Final
	19:12	Women's 200m Butterfly	134	Final
	19:17	Women's 50m Freestyle		Victory Ceremony
	19:23	Men's 50m Freestyle		Victory Ceremony
	19:29	Men's 400m Individual Medley	138	Final
	19:37	Women's 50m Breaststroke		Victory Ceremony
	19:42	Women's 200m Butterfly		Victory Ceremony
	19:47	Women's 400m Freestyle	137	Final
	19:55	Men's 400m Individual Medley		Victory Ceremony
	20:01	Women's 4x100m Medley Relay	139	Final
	20:08	Men's 4x100m Medley Relay	140	Final
	20:15	Women's 400m Freestyle		Victory Ceremony
	20:23	Women's 4x100m Medley Relay		Victory Ceremony
20:29	Men's 4x100m Medley Relay		Victory Ceremony	

### NOTES

All times subject to change.

Timing and Results provided by  **TISSOT**



## Records Broken by Event

Побитые Рекорды

As of TUE 16 JUL 2013

Event		Name	Country	Time	Record Type
Women's 50m Freestyle	Final	HERASIMENIA Aliaksandra	BLR	24.48	UR
Women's 100m Freestyle	Final	HERASIMENIA Aliaksandra	BLR	53.50	UR
Women's 200m Freestyle	Final	ANDREEVA Viktoriya	RUS	1:57.31	UR
Women's 1500m Freestyle	Final	PEACOCK Stephanie	USA	16:04.44	UR
Women's 50m Backstroke	Final	ZUEVA Anastasia	RUS	27.89	UR
Women's 100m Backstroke	Final	ZUEVA Anastasia	RUS	59.83	UR
Women's 50m Breaststroke	Heat 4	CHOCOVA Petra	CZE	30.67	UR
	Final	EFIMOVA Iulia	RUS	30.12	UR
Women's 100m Breaststroke	Semifinal 2	EFIMOVA Iulia	RUS	1:07.10	UR
	Final	EFIMOVA Iulia	RUS	1:05.48	UR
Women's 50m Butterfly	Final	HERASIMENIA Aliaksandra	BLR	25.84	UR
Women's 100m Butterfly	Final	SAVARD Katerine	CAN	57.63	UR
Women's 4x100m Freestyle	Heat 2	RUS - Russian Federation	RUS	3:40.00	UR
	Final	RUS - Russian Federation	RUS	3:38.15	UR
Women's 4x100m Medley Relay	Final	RUS - Russian Federation	RUS	3:58.04	UR
Men's 50m Freestyle	Semifinal 1	MOROZOV Vladimir	RUS	21.81	UR
	Final	MOROZOV Vladimir	RUS	21.67	UR
Men's 100m Freestyle	Heat 3	GRECHIN Andrey	RUS	48.05	UR
	Final	GRECHIN Andrey	RUS	47.98	UR
	Final	MOROZOV Vladimir	RUS	47.62	UR
Men's 200m Freestyle	Semifinal 1	LOBINTSEV Nikita	RUS	1:47.20	UR
	Semifinal 2	IZOTOV Danila	RUS	1:47.03	UR
	Final	IZOTOV Danila	RUS	1:45.48	UR
	Final	IZOTOV Danila	RUS	1:44.87	UR
Men's 400m Individual Medley	Final	WEISS Michael	USA	4:12.00	UR
Men's 4x100m Freestyle	Heat 3	RUS - Russian Federation	RUS	3:13.70	UR
	Final	RUS - Russian Federation	RUS	3:10.88	UR
Men's 4x200m Freestyle	Final	RUS - Russian Federation	RUS	7:05.49	UR

### LEGEND

UR Universiade record

Timing and Results provided by  TISSOT



## Records Broken by Record Type

Побитые Рекорды

As of TUE 16 JUL 2013

### UNIVERSIADE RECORD

Event		Name	Country	Time	Date
Women's 4x100m Freestyle	Heat 2	RUS - Russian Federation	RUS	3:40.00	10 JUL
Men's 100m Freestyle	Heat 3 (4x100FR)	GRECHIN Andrey	RUS	48.05	10 JUL
Men's 4x100m Freestyle	Heat 3	RUS - Russian Federation	RUS	3:13.70	10 JUL
Women's 4x100m Freestyle	Final	RUS - Russian Federation	RUS	3:38.15	10 JUL
Men's 100m Freestyle	Final (4x100FR)	GRECHIN Andrey	RUS	47.98	10 JUL
Men's 4x100m Freestyle	Final	RUS - Russian Federation	RUS	3:10.88	10 JUL
Women's 50m Butterfly	Final	HERASIMENIA Aliaksandra	BLR	25.84	11 JUL
Women's 100m Breaststroke	Semifinal 2	EFIMOVA Iulia	RUS	1:07.10	11 JUL
Men's 200m Freestyle	Semifinal 1	LOBINTSEV Nikita	RUS	1:47.20	11 JUL
	Semifinal 2	IZOTOV Danila	RUS	1:47.03	11 JUL
	Final	IZOTOV Danila	RUS	1:45.48	12 JUL
Women's 100m Breaststroke	Final	EFIMOVA Iulia	RUS	1:05.48	12 JUL
Women's 100m Freestyle	Final	HERASIMENIA Aliaksandra	BLR	53.50	12 JUL
Women's 1500m Freestyle	Final	PEACOCK Stephanie	USA	16:04.44	13 JUL
Women's 100m Backstroke	Final	ZUEVA Anastasia	RUS	59.83	13 JUL
Men's 100m Freestyle	Final	MOROZOV Vladimir	RUS	47.62	14 JUL
Women's 100m Butterfly	Final	SAVARD Katerine	CAN	57.63	14 JUL
Women's 50m Breaststroke	Heat 4	CHOCOVA Petra	CZE	30.67	15 JUL
Women's 200m Freestyle	Final	ANDREEVA Viktoriya	RUS	1:57.31	15 JUL
Men's 50m Freestyle	Semifinal 1	MOROZOV Vladimir	RUS	21.81	15 JUL
Women's 50m Backstroke	Final	ZUEVA Anastasia	RUS	27.89	15 JUL
Men's 200m Freestyle	Final (4x200FR)	IZOTOV Danila	RUS	1:44.87	15 JUL
Men's 4x200m Freestyle	Final	RUS - Russian Federation	RUS	7:05.49	15 JUL
Women's 50m Freestyle	Final	HERASIMENIA Aliaksandra	BLR	24.48	16 JUL
Men's 50m Freestyle	Final	MOROZOV Vladimir	RUS	21.67	16 JUL
Women's 50m Breaststroke	Final	EFIMOVA Iulia	RUS	30.12	16 JUL
Men's 400m Individual Medley	Final	WEISS Michael	USA	4:12.00	16 JUL
Women's 4x100m Medley Relay	Final	RUS - Russian Federation	RUS	3:58.04	16 JUL



## Records Broken by Date

Побитые Рекорды

As of TUE 16 JUL 2013

Date	Event		Name	Country	Time	Record Type
10 JUL	Men's 100m Freestyle	Heat 3 (4x100FR)	GRECHIN Andrey	RUS	48.05	Universiade
		Final (4x100FR)	GRECHIN Andrey	RUS	47.98	Universiade
	Men's 4x100m Freestyle	Heat 3	RUS - Russian Federation	RUS	3:13.70	Universiade
		Final	RUS - Russian Federation	RUS	3:10.88	Universiade
	Women's 4x100m Freestyle	Heat 2	RUS - Russian Federation	RUS	3:40.00	Universiade
Final		RUS - Russian Federation	RUS	3:38.15	Universiade	
11 JUL	Men's 200m Freestyle	Semifinal 1	LOBINTSEV Nikita	RUS	1:47.20	Universiade
		Semifinal 2	IZOTOV Danila	RUS	1:47.03	Universiade
	Women's 100m Breaststroke	Semifinal 2	EFIMOVA Iulia	RUS	1:07.10	Universiade
	Women's 50m Butterfly	Final	HERASIMENIA Aliaksandra	BLR	25.84	Universiade
12 JUL	Men's 200m Freestyle	Final	IZOTOV Danila	RUS	1:45.48	Universiade
	Women's 100m Freestyle	Final	HERASIMENIA Aliaksandra	BLR	53.50	Universiade
	Women's 100m Breaststroke	Final	EFIMOVA Iulia	RUS	1:05.48	Universiade
13 JUL	Women's 1500m Freestyle	Final	PEACOCK Stephanie	USA	16:04.44	Universiade
	Women's 100m Backstroke	Final	ZUEVA Anastasia	RUS	59.83	Universiade
14 JUL	Men's 100m Freestyle	Final	MOROZOV Vladimir	RUS	47.62	Universiade
	Women's 100m Butterfly	Final	SAVARD Katerine	CAN	57.63	Universiade
15 JUL	Men's 50m Freestyle	Semifinal 1	MOROZOV Vladimir	RUS	21.81	Universiade
	Men's 200m Freestyle	Final (4x200FR)	IZOTOV Danila	RUS	1:44.87	Universiade
	Women's 200m Freestyle	Final	ANDREEVA Viktoriia	RUS	1:57.31	Universiade
	Women's 50m Backstroke	Final	ZUEVA Anastasia	RUS	27.89	Universiade
	Women's 50m Breaststroke	Heat 4	CHOCOVA Petra	CZE	30.67	Universiade
	Men's 4x200m Freestyle	Final	RUS - Russian Federation	RUS	7:05.49	Universiade
16 JUL	Men's 50m Freestyle	Final	MOROZOV Vladimir	RUS	21.67	Universiade
	Men's 400m Individual Medley	Final	WEISS Michael	USA	4:12.00	Universiade
	Women's 50m Freestyle	Final	HERASIMENIA Aliaksandra	BLR	24.48	Universiade
	Women's 50m Breaststroke	Final	EFIMOVA Iulia	RUS	30.12	Universiade
	Women's 4x100m Medley Relay	Final	RUS - Russian Federation	RUS	3:58.04	Universiade





## Medallists by Event

Медалисты

AFTER 4& OF 42 EVENTS

As of K 98 1+ JUL 2013

Event	Date	Medal	Name	Country Code
Women's 50m Freestyle	16 JUL 2013	GOLD	HERASIMENIA Aliaksandra	BLR
		SILVER	SANTAMANS Anna	FRA
		BRONZE	ROMANO Megan	USA
Women's 100m Freestyle	12 JUL 2013	GOLD	HERASIMENIA Aliaksandra	BLR
		SILVER	POPOVA Veronika	RUS
		BRONZE	ROMANO Megan	USA
Women's 200m Freestyle	15 JUL 2013	GOLD	ANDREEVA Viktoriya	RUS
		SILVER	POPOVA Veronika	RUS
		BRONZE	MCCLATCHEY Caitlin	GBR
Women's 400m Freestyle	16 JUL 2013	GOLD	DE MEMME Martina	ITA
		SILVER	SOKOLOVA Elena	RUS
		BRONZE	MCCLATCHEY Caitlin	GBR
Women's 800m Freestyle	15 JUL 2013	GOLD	DE MEMME Martina	ITA
		SILVER	PEACOCK Stephanie	USA
		BRONZE	STEENVOORDEN Ashley	USA
Women's 1500m Freestyle	13 JUL 2013	GOLD	PEACOCK Stephanie	USA
		SILVER	STEENVOORDEN Ashley	USA
		BRONZE	CARAMIGNOLI Martina Rita	ITA
Women's 50m Backstroke	15 JUL 2013	GOLD	ZUEVA Anastasia	RUS
		SILVER	HERASIMENIA Aliaksandra	BLR
		BRONZE	WILSON Madison	AUS
Women's 100m Backstroke	13 JUL 2013	GOLD	ZUEVA Anastasia	RUS
		SILVER	ROMANO Megan	USA
		BRONZE	WILSON Madison	AUS
Women's 200m Backstroke	11 JUL 2013	GOLD	WILSON Madison	AUS
		SILVER	ZEVINA Daryna	UKR
		BRONZE	WHITE Hayle	AUS
Women's 50m Breaststroke	16 JUL 2013	GOLD	EFIMOVA Iulia	RUS
		SILVER	CHOCOVA Petra	CZE
		BRONZE	ARTEMEVA Valentina	RUS
Women's 100m Breaststroke	12 JUL 2013	GOLD	EFIMOVA Iulia	RUS
		SILVER	DOYLE Fiona	IRL
		BRONZE	SOGAR Laura	USA
Women's 200m Breaststroke	14 JUL 2013	GOLD	EFIMOVA Iulia	RUS
		SILVER	SOGAR Laura	USA
		BRONZE	MOTEGI Mio	JPN
Women's 50m Butterfly	11 JUL 2013	GOLD	HERASIMENIA Aliaksandra	BLR
		SILVER	SAVARD Katerine	CAN
		BRONZE	GEMO Elena	ITA
		BRONZE	DI PIETRO Silvia	ITA
Women's 100m Butterfly	14 JUL 2013	GOLD	SAVARD Katerine	CAN
		SILVER	GUO Fan	CHN
		BRONZE	KOBAYASHI Nao	JPN
Women's 200m Butterfly	16 JUL 2013	GOLD	FUJITA Kona	JPN
		SILVER	KOBAYASHI Nao	JPN
		BRONZE	MARTYNOVA Yana	RUS
Women's 200m Individual Medley	13 JUL 2013	GOLD	ANDREEVA Viktoriya	RUS
		SILVER	HENRY Sarah	USA
		BRONZE	MARGALIS Melanie	USA

Timing and Results provided by  TISSOT



Event	Date	Medal	Name	Country Code
Women's 400m Individual Medley	10 JUL 2013	GOLD	MARTYNOVA Yana	RUS
		SILVER	HAWTHORNE Meghan	USA
		BRONZE	SHIMIZU Sakiko	JPN
Women's 4x100m Freestyle	10 JUL 2013	GOLD	POPOVA Veronika ANDREEVA Viktoriya NESTEROVA Margarita BELYAKINA Daria SOKOLOVA Elena	RUS
		SILVER	ACKER Rachael MUREZ Andrea JENSEN Liv ROMANO Megan	USA
		BRONZE	MAINVILLE Sandrine LAPIERRE LEMIRE Caroline SCHULTZ Paige Elizabeth MACLEAN Brittany Christine	CAN
Women's 4x200m Freestyle	13 JUL 2013	GOLD	MUREZ Andrea HENRY Sarah CHENAULT Chelsea ROMANO Megan ACKER Rachael MARGALIS Melanie	USA
		SILVER	POPOVA Veronika BELYAKINA Daria SOKOLOVA Elena ANDREEVA Viktoriya MALYUTINA Victoria	RUS
		BRONZE	DELMAR Lindsay Joy MACLEAN Brittany Christine SCHULTZ Paige Elizabeth KING Savannah E I	CAN
Women's 4x100m Medley Relay	16 JUL 2013	GOLD	ZUEVA Anastasia EFIMOVA Iulia POPOVA Veronika ANDREEVA Viktoriya GROMOVA Maria NESTEROVA Margarita NOVIKOVA Irina TSVETKOVA Darya	RUS
		SILVER	GEMO Elena DE ASCENTIS Giulia DI LIDDO Elena FERRAIOLI Erika LETRARI Laura SCARCELLA Ilaria	ITA
		BRONZE	TRAN Cindy SOGAR Laura FLOYD Kelsey ROMANO Megan MCCLELLAN Emily MUREZ Andrea STEWART Kendyl	USA
Men's 50m Freestyle	16 JUL 2013	GOLD	MOROZOV Vladimir	RUS
		SILVER	GRECHIN Andrey	RUS
		BRONZE	GOVOROV Andrii	UKR



Event	Date	Medal	Name	Country Code
Men's 100m Freestyle	14 JUL 2013	GOLD	MOROZOV Vladimir	RUS
		SILVER	LOBINTSEV Nikita	RUS
		BRONZE	SANTUCCI Michele	ITA
Men's 200m Freestyle	12 JUL 2013	GOLD	IZOTOV Danila	RUS
		SILVER	LOBINTSEV Nikita	RUS
		BRONZE	KORZENIOWSKI Pawel	POL
Men's 400m Freestyle	10 JUL 2013	GOLD	NAPOLEON Ryan	AUS
		SILVER	YAMAMOTO Kohei	JPN
		BRONZE	HIDAKA Fumiya	JPN
Men's 800m Freestyle	14 JUL 2013	GOLD	YAMAMOTO Kohei	JPN
		SILVER	FROLOV Sergii	UKR
		BRONZE	HEDLIN Eric William	CAN
Men's 1500m Freestyle	12 JUL 2013	GOLD	RYAN Sean	USA
		SILVER	YAMAMOTO Kohei	JPN
		BRONZE	FROLOV Sergii	UKR
Men's 50m Backstroke	13 JUL 2013	GOLD	TREFFERS Benjami	AUS
		SILVER	MOROZOV Vladimir	RUS
		BRONZE	PIZZAMIGLIO Stefano	ITA
Men's 100m Backstroke	11 JUL 2013	GOLD	SHIRAI Yuki	JPN
		SILVER	TREFFERS Benjami	AUS
		BRONZE	PEBLEY Jacob	USA
Men's 200m Backstroke	15 JUL 2013	GOLD	CONGER John	USA
		SILVER	SHIRAI Yuki	JPN
		BRONZE	PEBLEY Jacob	USA
Men's 50m Breaststroke	15 JUL 2013	GOLD	ZORZI Giulio Andrea	RSA
		SILVER	TONIATO Andrea	ITA
		BRONZE	MOROZOV Vladimir	RUS
Men's 100m Breaststroke	11 JUL 2013	GOLD	KOSEKI Yasuhiro	JPN
		SILVER	ALEXANDROV Mihail	USA
		BRONZE	GIORGETTI Edoardo	ITA
Men's 200m Breaststroke	13 JUL 2013	GOLD	SINKEVICH Viatcheslav	RUS
		SILVER	TAKAHASHI Yukihiko	JPN
		BRONZE	PIZZINI Luca	ITA
Men's 50m Butterfly	11 JUL 2013	GOLD	GOVOROV Andrii	UKR
		GOLD	TSURKIN Yauhen	BLR
		BRONZE	CODIA Piero	ITA
Men's 100m Butterfly	15 JUL 2013	GOLD	KORZENIOWSKI Pawel	POL
		SILVER	TSURKIN Yauhen	BLR
		BRONZE	KOPTELOV Evgeny	RUS
Men's 200m Butterfly	13 JUL 2013	GOLD	BICZO Bence	HUN
		SILVER	HIRAI Kenta	JPN
		BRONZE	DIMITRIADIS Stefanos	GRE
Men's 200m Individual Medley	12 JUL 2013	GOLD	JAMES Justin	AUS
		SILVER	FUJIMORI Hiromasa	JPN
		BRONZE	TSUTSUMI Takahiro	JPN
Men's 400m Individual Medley	16 JUL 2013	GOLD	WEISS Michael	USA
		SILVER	FUJIMORI Takeharu	JPN
		BRONZE	SMITH Lewis James Selkirk	GBR



Event	Date	Medal	Name	Country Code
Men's 4x100m Freestyle	10 JUL 2013	GOLD	GRECHIN Andrey LOBINTSEV Nikita MOROZOV Vladimir IZOTOV Danila FESIKOV Sergey LAGUNOV Evgeny SUKHORUKOV Alexander	RUS
		SILVER	ABOOD Andrew JAMES Justin HADLER Jayden ARNAMNART Daniel ASBURY Shane LESTER Daniel	AUS
		BRONZE	MAGLIA Gianluca BENATTI Lorenzo PIZZAMIGLIO Stefano SANTUCCI Michele ROMANI Tommaso	ITA
Men's 4x200m Freestyle	15 JUL 2013	GOLD	IZOTOV Danila LOBINTSEV Nikita LOBUZOV Artem SUKHORUKOV Alexander LAGUNOV Evgeny POLISHCHUK Mikhail SURKOV Stepan	RUS
		SILVER	WEISS Michael WYNALDA Michael SURHOFF Austin BARBER Matthew FLACH JR Michael RITTER Jacob WOLD Alex	USA
		BRONZE	NAPOLEON Ryan JAMES Justin OBRIEN George ASBURY Shane HADLER Jayden LESTER Daniel	AUS



Event	Date	Medal	Name	Country Code
Men's 4x100m Medley Relay	16 JUL 2013	GOLD	MOROZOV Vladimir STRELNIKOV Kirill KOPTELOV Evgeny GRECHIN Andrey KONOVALOV Nikita LOBINTSEV Nikita MELNIKOV Vitalii SINKEVICH Viatcheslav	RUS
		SILVER	SHIRAI Yuki KOSEKI Yasuhiro UMEMOTO Masayuki NAKARUMA Katsumi TADA Kuninori	JPN
		BRONZE	CONGER John ALEXANDROV Mihail VAN SWOL Kyler WYNALDA Michael MILLER Cody PEBLEY Jacob SMITH Giles TOOMEY Derek	USA
Men's Open Water 10km	17 JUL 2013	GOLD	FURLAN Matteo	ITA
		SILVER	BERAUD Romain	FRA
		BRONZE	WASCHBURGER Andreas	GER
Women's Open Water 10km	17 JUL 2013	GOLD	TWICHELL Ashley	USA
		SILVER	PONSELE Aurora	ITA
		BRONZE	SITIC Karla	CRO



## Medals Standings

Медальный зачет


AFTER 42 OF 42 EVENTS

As of WED 17 JUL 2013

Rank	Country	Men				Women				Total				Rank by Total
		G	S	B	Tot	G	S	B	Tot	G	S	B	Tot	
1	RUS Russian Federation	7	4	2	13	10	4	2	16	17	8	4	29	1
2	USA United States Of America	3	2	3	8	3	7	6	16	6	9	9	24	2
3	JPN Japan	3	8	2	13	1	1	3	5	4	9	5	18	3
4	AUS Australia	3	2	1	6	1		3	4	4	2	4	10	5
5	BLR Belarus	1	1		2	3	1		4	4	2		6	6
6	ITA Italy	1	1	6	8	2	2	3	7	3	3	9	15	4
7	UKR Ukraine	1	1	2	4		1		1	1	2	2	5	=7
8	CAN Canada			1	1	1	1	2	4	1	1	3	5	=7
9	POL Poland	1		1	2					1		1	2	=10
10	HUN Hungary	1			1					1			1	=12
10	RSA South Africa	1			1					1			1	=12
12	FRA France		1		1		1		1		2		2	=10
13	CHN People's Republic Of China						1		1		1		1	=12
13	CZE Czech Republic						1		1		1		1	=12
13	IRL Ireland						1		1		1		1	=12
16	GBR Great Britain			1	1			2	2			3	3	9
17	CRO Croatia							1	1			1	1	=12
17	GER Germany			1	1							1	1	=12
17	GRE Greece			1	1							1	1	=12
	<b>Total:</b>	<b>22</b>	<b>20</b>	<b>21</b>	<b>63</b>	<b>21</b>	<b>21</b>	<b>22</b>	<b>64</b>	<b>43</b>	<b>41</b>	<b>43</b>	<b>127</b>	

**LEGEND**

G Gold S Silver B Bronze Tot Total '=' Equal sign indicates that two or more NOCs share the same rank by total

Timing and Results provided by 



## Multi-Medallists

Мультимедалисты на этих Играх

As of TUE 16 JUL 2013

Rank	Name	Country Code	Event	Medal	Total No of Medals
1	MOROZOV Vladimir	RUS	Men's 4x100m Freestyle	GOLD	6
			Men's 100m Freestyle	GOLD	
			Men's 50m Freestyle	GOLD	
			Men's 4x100m Medley Relay	GOLD	
			Men's 50m Backstroke	SILVER	
			Men's 50m Breaststroke	BRONZE	
2	ANDREEVA Viktoriya	RUS	Women's 4x100m Freestyle	GOLD	5
			Women's 200m Individual Medley	GOLD	
			Women's 200m Freestyle	GOLD	
			Women's 4x100m Medley Relay	GOLD	
			Women's 4x200m Freestyle	SILVER	
3	EFIMOVA Iulia	RUS	Women's 100m Breaststroke	GOLD	4
			Women's 200m Breaststroke	GOLD	
			Women's 50m Breaststroke	GOLD	
			Women's 4x100m Medley Relay	GOLD	
4	LOBINTSEV Nikita	RUS	Men's 4x100m Freestyle	GOLD	5
			Men's 4x200m Freestyle	GOLD	
			Men's 4x100m Medley Relay	GOLD	
			Men's 200m Freestyle	SILVER	
			Men's 100m Freestyle	SILVER	
5	HERASIMENIA Aliaksandra	BLR	Women's 50m Butterfly	GOLD	4
			Women's 100m Freestyle	GOLD	
			Women's 50m Freestyle	GOLD	
			Women's 50m Backstroke	SILVER	
6	IZOTOV Danila	RUS	Men's 4x100m Freestyle	GOLD	3
			Men's 200m Freestyle	GOLD	
			Men's 4x200m Freestyle	GOLD	
6	ZUEVA Anastasia	RUS	Women's 100m Backstroke	GOLD	3
			Women's 50m Backstroke	GOLD	
			Women's 4x100m Medley Relay	GOLD	
8	POPOVA Veronika	RUS	Women's 4x100m Freestyle	GOLD	5
			Women's 4x100m Medley Relay	GOLD	
			Women's 100m Freestyle	SILVER	
			Women's 4x200m Freestyle	SILVER	
			Women's 200m Freestyle	SILVER	
9	GRECHIN Andrey	RUS	Men's 4x100m Freestyle	GOLD	3
			Men's 4x100m Medley Relay	GOLD	
			Men's 50m Freestyle	SILVER	
10	LAGUNOV Evgeny	RUS	Men's 4x100m Freestyle	GOLD	2
			Men's 4x200m Freestyle	GOLD	





Rank	Name	Country Code	Event	Medal	Total No of Medals
10	SINKEVICH Viatcheslav	RUS	Men's 200m Breaststroke Men's 4x100m Medley Relay	GOLD GOLD	2
10	NESTEROVA Margarita	RUS	Women's 4x100m Freestyle Women's 4x100m Medley Relay	GOLD GOLD	2
10	DE MEMME Martina	ITA	Women's 800m Freestyle Women's 400m Freestyle	GOLD GOLD	2
10	SUKHORUKOV Alexander	RUS	Men's 4x100m Freestyle Men's 4x200m Freestyle	GOLD GOLD	2
15	ROMANO Megan	USA	Women's 4x200m Freestyle Women's 4x100m Freestyle Women's 100m Backstroke Women's 100m Freestyle Women's 50m Freestyle Women's 4x100m Medley Relay	GOLD SILVER SILVER BRONZE BRONZE BRONZE	6
16	YAMAMOTO Kohei	JPN	Men's 800m Freestyle Men's 400m Freestyle Men's 1500m Freestyle	GOLD SILVER SILVER	3
16	SHIRAI Yuki	JPN	Men's 100m Backstroke Men's 200m Backstroke Men's 4x100m Medley Relay	GOLD SILVER SILVER	3
16	SOKOLOVA Elena	RUS	Women's 4x100m Freestyle Women's 4x200m Freestyle Women's 400m Freestyle	GOLD SILVER SILVER	3
19	JAMES Justin	AUS	Men's 200m Individual Medley Men's 4x100m Freestyle Men's 4x200m Freestyle	GOLD SILVER BRONZE	3
19	MUREZ Andrea	USA	Women's 4x200m Freestyle Women's 4x100m Freestyle Women's 4x100m Medley Relay	GOLD SILVER BRONZE	3
21	KOSEKI Yasuhiro	JPN	Men's 100m Breaststroke Men's 4x100m Medley Relay	GOLD SILVER	2
21	TREFFERS Benjami	AUS	Men's 50m Backstroke Men's 100m Backstroke	GOLD SILVER	2
21	BELYAKINA Daria	RUS	Women's 4x100m Freestyle Women's 4x200m Freestyle	GOLD SILVER	2
21	HENRY Sarah	USA	Women's 4x200m Freestyle Women's 200m Individual Medley	GOLD SILVER	2



Rank	Name	Country Code	Event	Medal	Total No of Medals
21	PEACOCK Stephanie	USA	Women's 1500m Freestyle Women's 800m Freestyle	GOLD SILVER	2
21	WEISS Michael	USA	Men's 400m Individual Medley Men's 4x200m Freestyle	GOLD SILVER	2
21	SAVARD Katerine	CAN	Women's 100m Butterfly Women's 50m Butterfly	GOLD SILVER	2
21	TSURKIN Yauhen	BLR	Men's 50m Butterfly Men's 100m Butterfly	GOLD SILVER	2
21	ACKER Rachael	USA	Women's 4x200m Freestyle Women's 4x100m Freestyle	GOLD SILVER	2
30	WILSON Madison	AUS	Women's 200m Backstroke Women's 100m Backstroke Women's 50m Backstroke	GOLD BRONZE BRONZE	3
31	KOPTELOV Evgeny	RUS	Men's 4x100m Medley Relay Men's 100m Butterfly	GOLD BRONZE	2
31	KORZENIOWSKI Pawel	POL	Men's 100m Butterfly Men's 200m Freestyle	GOLD BRONZE	2
31	MARTYNOVA Yana	RUS	Women's 400m Individual Medley Women's 200m Butterfly	GOLD BRONZE	2
31	CONGER John	USA	Men's 200m Backstroke Men's 4x100m Medley Relay	GOLD BRONZE	2
31	MARGALIS Melanie	USA	Women's 4x200m Freestyle Women's 200m Individual Medley	GOLD BRONZE	2
31	NAPOLEON Ryan	AUS	Men's 400m Freestyle Men's 4x200m Freestyle	GOLD BRONZE	2
31	GOVOROV Andrii	UKR	Men's 50m Butterfly Men's 50m Freestyle	GOLD BRONZE	2
38	SOGAR Laura	USA	Women's 200m Breaststroke Women's 100m Breaststroke Women's 4x100m Medley Relay	SILVER BRONZE BRONZE	3
39	KOBAYASHI Nao	JPN	Women's 200m Butterfly Women's 100m Butterfly	SILVER BRONZE	2
39	HADLER Jayden	AUS	Men's 4x100m Freestyle Men's 4x200m Freestyle	SILVER BRONZE	2
39	WYNALDA Michael	USA	Men's 4x200m Freestyle Men's 4x100m Medley Relay	SILVER BRONZE	2



Rank	Name	Country Code	Event	Medal	Total No of Medals
39	STEENVOORDEN Ashley	USA	Women's 1500m Freestyle Women's 800m Freestyle	SILVER BRONZE	2
39	ALEXANDROV Mihail	USA	Men's 100m Breaststroke Men's 4x100m Medley Relay	SILVER BRONZE	2
39	GEMO Elena	ITA	Women's 4x100m Medley Relay Women's 50m Butterfly	SILVER BRONZE	2
39	ASBURY Shane	AUS	Men's 4x100m Freestyle Men's 4x200m Freestyle	SILVER BRONZE	2
39	LESTER Daniel	AUS	Men's 4x100m Freestyle Men's 4x200m Freestyle	SILVER BRONZE	2
39	FROLOV Sergii	UKR	Men's 800m Freestyle Men's 1500m Freestyle	SILVER BRONZE	2
48	PEBLEY Jacob	USA	Men's 100m Backstroke Men's 200m Backstroke Men's 4x100m Medley Relay	BRONZE BRONZE BRONZE	3
49	MCCLATCHEY Caitlin	GBR	Women's 200m Freestyle Women's 400m Freestyle	BRONZE BRONZE	2
49	SANTUCCI Michele	ITA	Men's 4x100m Freestyle Men's 100m Freestyle	BRONZE BRONZE	2
49	MACLEAN Brittany Christine	CAN	Women's 4x100m Freestyle Women's 4x200m Freestyle	BRONZE BRONZE	2
49	SCHULTZ Paige Elizabeth	CAN	Women's 4x100m Freestyle Women's 4x200m Freestyle	BRONZE BRONZE	2
49	PIZZAMIGLIO Stefano	ITA	Men's 4x100m Freestyle Men's 50m Backstroke	BRONZE BRONZE	2



# Result Book

27th Summer Universiade in Kazan 2013



## Swimming

Men's 50m Freestyle





## Medallists

Медалисты

Medal	Name	Country
GOLD	MOROZOV Vladimir	RUS - Russian Federation
SILVER	GRECHIN Andrey	RUS - Russian Federation
BRONZE	GOVOROV Andrii	UKR - Ukraine





# Result Book

27th Summer Universiade in Kazan 2013



## Swimming

Men's 50m Freestyle Preliminaries





### Start List

Стартовый список

EVENT NO. 33

REVISED

11 JUL 07:51

	Record	Name	Country	Location	Date
WR	20.91	CIELO Cesar	BRA	Sao Paulo (BRA)	18 DEC 2009
UR	22.02	FESIKOV Sergey	RUS	Belgrade (SRB)	10 JUL 2009

#### Heat 1 of 10

Lane	Name	Country	Year of Birth	Qualifying Time	Time	Rank
1	TODOROVIC Mario	CRO	1988			
2	MURJIKNELI Daviti	GEO	1991			
3	DELGERMUNKH Dashdavaa	MGL	1991			
4	HASSAN SALMAN Al-Thani	QAT	1990	31.00		
5	BATSAIKHAN Dulguun	MGL	1986			
6	GHAJ Aman	IND	1994			
7	SKHILADZE Tornike	GEO	1993			

#### Heat 2 of 10

Lane	Name	Country	Year of Birth	Qualifying Time	Time	Rank
1	AL IBRAHIM Al-Ibrahim	QAT	1991	29.55		
2	SAIDAKHMAD Saidrakhmoni	TJK	1992	28.37		
3	WASSWA Shinnosuke Albert	UGA	1988	27.30		
4	JAYASEKERA Rehan Nilanka	SRI	1990	26.46		
5	AUGUSTINE II Dionisio	FSM	1900	26.83		
6	ROMANBAN Eduardo Jr.	PHI	1994	28.00		
7	KHAKIMOV Mukhammad	TJK	1993	29.54		
8	IGAMOV Sherali	TJK	1991	29.68		

#### Heat 3 of 10

Lane	Name	Country	Year of Birth	Qualifying Time	Time	Rank
1	MAGALLANES Jerome	PHI	1994	26.00		
2	AL QASMI Nawaf	OMA	1993	25.00		
3	SETHI Ervin	SIN	1993	24.89		
4	FU Yongjun	CHN	1992	24.60		
5	LEE Leon	SIN	1988	24.78		
6	SERRA Joaquin	ARG	1994	24.90		
7	ABDO Hamza	PLE	1991	25.40		
8	KHAN Sikandar	PAK	1987	26.07		





Heat 4 of 10

Lane	Name	Country	Year of Birth	Qualifying Time	Time	Rank
1	BAGHDADI Ahmad	LIB	1989	24.39		
2	YASUE Yusuke	JPN	1992	24.12		
3	ZHELEV Martin	BUL	1988	23.80		
4	ZHANG Haidong	CHN	1993	23.78		
5	USTAVDICH NIKOLA Jusuf Velez	PER	1987	23.80		
6	GIBSON Evante	BAH	1994	24.10		
7	RAVNDAL Bjarte	NOR	1991	24.20		
8	LEI Cheek Fong	MAC	1990	24.40		

Heat 5 of 10

Lane	Name	Country	Year of Birth	Qualifying Time	Time	Rank
1	TRIBUNTSOV Ralf	EST	1994	23.74		
2	PUTERA Guntur Pratama	INA	1990	23.68		
3	WONG Chen Ho Jeremy	HKG	1994	23.60		
4	FEBO Jean-Baptiste	SUI	1992	23.37		
5	KUKHARAU Arseni	BLR	1993	23.54		
6	HENRY BEGO Daniel William	MAS	1989	23.68		
7	MOSS Armando	BAH	1992	23.70		
8	SCHERUEBL Markus	AUT	1992	23.76		

Heat 6 of 10

Lane	Name	Country	Year of Birth	Qualifying Time	Time	Rank
1	VIDAL I VILA Nil	ESP	1992	23.31		
2	LINDAU Henrik	SWE	1990	23.26		
3	PEREIRO CARRIL Oscar	ESP	1991	23.19		
4	TSURKIN Yauhen	BLR	1990	23.11		
5	SIMONDET Ivan	ARG	1994	23.17		
6	MARTINEZ Enzo	URU	1994	23.22		
7	HOCKIN Charles Daniel	PAR	1989	23.30		
8	BILIS Simonas	LTU	1993	23.34		

Heat 7 of 10

Lane	Name	Country	Year of Birth	Qualifying Time	Time	Rank
1	CHEAH Geoffrey Robin	HKG	1990	23.09		
2	SIDIQ Triady Fauzi	INA	1991	23.03		
3	RADU Marius	ROU	1992	23.00		
4	ESCUDERO ALVAREZ Alejandro	MEX	1990	22.98		
5	CHANG Kuo-Chi	TPE	1992	22.99		
6	SEFL Jan	CZE	1990	23.03		
7	PENDOCK Luke Fitzroy	RSA	1993	23.05		
8	ERASMUS Douglas John	RSA	1990	23.09		



Heat 8 of 10

Lane	Name	Country	Year of Birth	Qualifying Time	Time	Rank
1	MIGNON Clement	FRA	1993	22.83		
2	NAKAMURA Katsumi	JPN	1994	22.75		
3	SMALL Adam	USA	1989	22.59		
4	BOCCHIA Federico	ITA	1986	22.01		
5	OLSHTEIN Almog	ISR	1993	22.39		
6	MANNING Christopher Jeffrey	CAN	1991	22.71		
7	ASPINALL Kelly Branston	CAN	1989	22.78		
8	DEGTJARJOV Pjotr	EST	1993	22.96		

Heat 9 of 10

Lane	Name	Country	Year of Birth	Qualifying Time	Time	Rank
1	SADAUSKAS Mindaugas	LTU	1990	22.81		
2	TOOMEY Derek	USA	1991	22.74		
3	BENATTI Lorenzo	ITA	1986	22.59		
4	GRECHIN Andrey	RUS	1987	21.98		
5	GOVOROV Andrii	UKR	1992	22.18		
6	SUSHCHYK Volodymyr	UKR	1994	22.62		
7	YANG Jungdoo	KOR	1991	22.76		
8	VAN DOOREN Erik	SUI	1991	22.91		


Heat 10 of 10

Lane	Name	Country	Year of Birth	Qualifying Time	Time	Rank
1	WAKED Vinicius	BRA	1987	22.78		
2	MAJCHRZAK Kacper	POL	1992	22.73		
3	WYPYCH Filip	POL	1991	22.58		
4	MOROZOV Vladimir	RUS	1992	21.72		
5	ABOOD Andrew	AUS	1990	22.04		
6	STOJANOVIC Boris	SRB	1989	22.62		
7	SHAAFF Yahav	ISR	1993	22.75		
8	COSTE Alin	ROU	1992	22.90		

LEGEND

UR Universiade record      WR World record

Athlete MEIER Christop removed from the event. Event re-seeded.

Timing and Results provided by  TISSOT



## Results Summary

Итоговые результаты

EVENT NO. 33

	Record	Name	Country	Location	Date
<b>WR</b>	20.91	CIELO Cesar	BRA	Sao Paulo (BRA)	18 DEC 2009
<b>UR</b>	22.02	FESIKOV Sergey	RUS	Belgrade (SRB)	10 JUL 2009

### Heats

Rank	Heat	Lane	Name	Year of Birth	Country Code	R.T.	Time	Time Behind
1	9	4	GRECHIN Andrey	1987	RUS	0.67	<b>22.26</b>	<b>Q</b>
2	10	4	MOROZOV Vladimir	1992	RUS	0.61	<b>22.31</b>	0.05 <b>Q</b>
3	9	2	TOOMEY Derek	1991	USA	0.68	<b>22.43</b>	0.17 <b>Q</b>
4	10	5	ABOOD Andrew	1990	AUS	0.76	<b>22.47</b>	0.21 <b>Q</b>
5	8	4	BOCCHIA Federico	1986	ITA	0.83	<b>22.64</b>	0.38 <b>Q</b>
6	9	5	GOVOROV Andrii	1992	UKR	0.66	<b>22.74</b>	0.48 <b>Q</b>
7	7	1	CHEAH Geoffrey Robin	1990	HKG	0.67	<b>22.76</b>	0.50 <b>Q</b>
8	8	3	SMALL Adam	1989	USA	0.64	<b>22.79</b>	0.53 <b>Q</b>
9	8	8	DEGTJARJOV Pjotr	1993	EST	0.69	<b>22.91</b>	0.65 <b>Q</b>
10	10	3	WYPYCH Filip	1991	POL	0.70	<b>22.96</b>	0.70 <b>Q</b>
11	10	2	MAJCHRZAK Kacper	1992	POL	0.69	<b>23.00</b>	0.74 <b>Q</b>
12	10	7	SHAAFF Yahav	1993	ISR	0.63	<b>23.01</b>	0.75 <b>Q</b>
13	7	8	ERASMUS Douglas John	1990	RSA	0.61	<b>23.03</b>	0.77 <b>Q</b>
14	9	1	SADAUSKAS Mindaugas	1990	LTU	0.72	<b>23.05</b>	0.79 <b>Q</b>
15	9	3	BENATTI Lorenzo	1986	ITA	0.69	<b>23.06</b>	0.80 <b>Q</b>
15	10	1	WAKED Vinicius	1987	BRA	0.65	<b>23.06</b>	0.80 <b>Q</b>
17	9	8	VAN DOOREN Erik	1991	SUI	0.69	<b>23.07</b>	0.81
18	7	7	PENDOCK Luke Fitzroy	1993	RSA	0.65	<b>23.08</b>	0.82
18	8	7	ASPINALL Kelly Branston	1989	CAN	0.64	<b>23.08</b>	0.82
20	8	6	MANNING Christopher Jeffrey	1991	CAN	0.62	<b>23.10</b>	0.84
21	7	5	CHANG Kuo-Chi	1992	TPE	0.67	<b>23.11</b>	0.85
22	8	1	MIGNON Clement	1993	FRA	0.61	<b>23.12</b>	0.86
23	6	8	BILIS Simonas	1993	LTU	0.74	<b>23.13</b>	0.87
24	8	5	OLSHTEIN Almog	1993	ISR	0.68	<b>23.14</b>	0.88
25	10	6	STOJANOVIC Boris	1989	SRB	0.67	<b>23.18</b>	0.92
26	7	4	ESCUDERO ALVAREZ	1990	MEX	0.67	<b>23.19</b>	0.93
26	8	2	NAKAMURA Katsumi	1994	JPN	0.66	<b>23.19</b>	0.93
28	1	1	TODOROVIC Mario	1988	CRO	0.70	<b>23.20</b>	0.94
28	9	6	SUSHCHYK Volodymyr	1994	UKR	0.72	<b>23.20</b>	0.94
30	6	3	PEREIRO CARRIL Oscar	1991	ESP	0.65	<b>23.30</b>	1.04
31	6	2	LINDAU Henrik	1990	SWE	0.74	<b>23.35</b>	1.09
31	9	7	YANG Jungdoo	1991	KOR	0.64	<b>23.35</b>	1.09
33	5	1	TRIBUNTSOV Ralf	1994	EST	0.69	<b>23.40</b>	1.14
34	10	8	COSTE Alin	1992	ROU	0.76	<b>23.52</b>	1.26
35	6	5	SIMONDET Ivan	1994	ARG	0.67	<b>23.53</b>	1.27
36	4	2	YASUE Yusuke	1992	JPN	0.70	<b>23.58</b>	1.32
36	7	2	SIDIQ Triady Fauzi	1991	INA	0.60	<b>23.58</b>	1.32
38	5	3	WONG Chen Ho Jeremy	1994	HKG	0.66	<b>23.64</b>	1.38
39	6	6	MARTINEZ Enzo	1994	URU	0.71	<b>23.68</b>	1.42
40	7	3	RADU Marius	1992	ROU	0.74	<b>23.75</b>	1.49
41	7	6	SEFL Jan	1990	CZE	0.72	<b>23.84</b>	1.58
42	5	6	HENRY BEGO Daniel William	1989	MAS	0.68	<b>23.90</b>	1.64
43	5	7	MOSS Armando	1992	BAH	0.65	<b>23.96</b>	1.70
44	5	5	KUKHARAU Arseni	1993	BLR	0.71	<b>23.99</b>	1.73
45	4	4	ZHANG Haidong	1993	CHN	0.71	<b>24.10</b>	1.84
46	6	7	HOCKIN Charles Daniel	1989	PAR	0.72	<b>24.27</b>	2.01

Timing and Results provided by  TISSOT




Heats

Rank	Heat	Lane	Name	Year of Birth	Country Code	R.T.	Time	Time Behind
47	5	8	SCHERUEBL Markus	1992	AUT	0.76	24.33	2.07
48	6	1	VIDAL I VILA Nil	1992	ESP	0.60	24.40	2.14
49	4	5	USTAVDICH NIKOLA Jusuf	1987	PER	0.72	24.45	2.19
50	4	3	ZHELEV Martin	1988	BUL	0.68	24.61	2.35
51	4	8	LEI Cheok Fong	1990	MAC	0.68	24.66	2.40
52	3	4	FU Yongjun	1992	CHN	0.76	24.67	2.41
52	4	7	RAVNDAL Bjarte	1991	NOR	0.70	24.67	2.41
54	3	5	LEE Leon	1988	SIN	0.61	24.83	2.57
55	3	6	SERRA Joaquin	1994	ARG	0.74	25.01	2.75
56	3	3	SETHI Ervin	1993	SIN	0.69	25.13	2.87
57	4	6	GIBSON Evante	1994	BAH	0.63	25.77	3.51
58	4	1	BAGHDADI Ahmad	1989	LIB	0.79	25.88	3.62
59	1	5	BATSAIKHAN Dulguun	1986	MGL	0.74	25.97	3.71
60	3	2	AL QASMI Nawaf	1993	OMA	0.76	26.04	3.78
61	3	8	KHAN Sikandar	1987	PAK	0.80	26.22	3.96
62	1	7	SKHILADZE Tornike	1993	GEO	0.78	26.43	4.17
63	2	4	JAYASEKERA Rehan Nilanka	1990	SRI	0.78	26.54	4.28
64	3	1	MAGALLANES Jerome	1994	PHI	0.79	26.68	4.42
65	1	3	DELGERMUNKH Dashdavaa	1991	MGL	0.72	27.15	4.89
66	2	1	AL IBRAHIM Al-Ibrahim	1991	QAT	0.77	27.33	5.07
67	1	2	MURJIKNELI Daviti	1991	GEO	0.73	27.53	5.27
68	2	5	AUGUSTINE II Dionisio	1900	FSM	0.72	27.76	5.50
69	2	3	WASSWA Shinnosuke Albert	1988	UGA	0.76	28.08	5.82
70	2	7	KHAKIMOV Mukhammad	1993	TJK	0.71	30.35	8.09
71	2	6	ROMANBAN Eduardo Jr.	1994	PHI	0.76	31.32	9.06
	1	4	HASSAN SALMAN Al-Thani	1990	QAT		DNS	
	2	2	SAIDAKHMAD Saidrakhmoni	1992	TJK		DNS	
	2	8	IGAMOV Sherali	1991	TJK		DNS	
	3	7	ABDO Hamza	1991	PLE		DNS	
	5	2	PUTERA Guntur Pratama	1990	INA		DNS	
	5	4	FEBO Jean-Baptiste	1992	SUI		DNS	
	6	4	TSURKIN Yauhen	1990	BLR		DNS	
	1	6	GHAI Aman	1994	IND		DSQ	

LEGEND

DNS Did not start      DSQ Disqualified      Q Qualified for the next phase      R.T. Reaction time

Timing and Results provided by  TISSOT



## Results

Результаты

### EVENT NO. 33

	Record	Name	Country	Location	Date
<b>WR</b>	20.91	CIELO Cesar	BRA	Sao Paulo (BRA)	18 DEC 2009
<b>UR</b>	22.02	FESIKOV Sergey	RUS	Belgrade (SRB)	10 JUL 2009

#### Heat 1 of 10


Rank	Lane	Name	Country Code	R.T.	Time	Time Behind
1	1	TODOROVIC Mario	CRO	0.70	<b>23.20</b>	
2	5	BATSAIKHAN Dulguun	MGL	0.74	<b>25.97</b>	2.77
3	7	SKHILADZE Tornike	GEO	0.78	<b>26.43</b>	3.23
4	3	DELGERMUNKH Dashdavaa	MGL	0.72	<b>27.15</b>	3.95
5	2	MURJIKNELI Daviti	GEO	0.73	<b>27.53</b>	4.33
	4	HASSAN SALMAN Al-Thani	QAT		<b>DNS</b>	
	6	GHAJ Aman	IND		<b>DSQ</b>	

#### LEGEND

**DNS** Did not start

**DSQ** Disqualified

**R.T.** Reaction time

Timing and Results provided by  **TISSOT**



## Results

Результаты

### EVENT NO. 33

	Record	Name	Country	Location	Date
<b>WR</b>	20.91	CIELO Cesar	BRA	Sao Paulo (BRA)	18 DEC 2009
<b>UR</b>	22.02	FESIKOV Sergey	RUS	Belgrade (SRB)	10 JUL 2009


#### Heat 2 of 10

Rank	Lane	Name	Country Code	R.T.	Time	Time Behind
1	4	JAYASEKERA Rehan Nilanka	SRI	0.78	<b>26.54</b>	
2	1	AL IBRAHIM Al-Ibrahim	QAT	0.77	<b>27.33</b>	0.79
3	5	AUGUSTINE II Dionisio	FSM	0.72	<b>27.76</b>	1.22
4	3	WASSWA Shinnosuke Albert	UGA	0.76	<b>28.08</b>	1.54
5	7	KHAKIMOV Mukhammad	TJK	0.71	<b>30.35</b>	3.81
6	6	ROMANBAN Eduardo Jr.	PHI	0.76	<b>31.32</b>	4.78
	2	SAIDAKHMAD Saidrakhmoni	TJK		<b>DNS</b>	
	8	IGAMOV Sherali	TJK		<b>DNS</b>	

#### LEGEND

**DNS** Did not start

**R.T.** Reaction time

Timing and Results provided by  **TISSOT**



## Results

Результаты

### EVENT NO. 33

	Record	Name	Country	Location	Date
<b>WR</b>	20.91	CIELO Cesar	BRA	Sao Paulo (BRA)	18 DEC 2009
<b>UR</b>	22.02	FESIKOV Sergey	RUS	Belgrade (SRB)	10 JUL 2009


#### Heat 3 of 10

Rank	Lane	Name	Country Code	R.T.	Time	Time Behind
1	4	FU Yongjun	CHN	0.76	<b>24.67</b>	
2	5	LEE Leon	SIN	0.61	<b>24.83</b>	0.16
3	6	SERRA Joaquin	ARG	0.74	<b>25.01</b>	0.34
4	3	SETHI Ervin	SIN	0.69	<b>25.13</b>	0.46
5	2	AL QASMI Nawaf	OMA	0.76	<b>26.04</b>	1.37
6	8	KHAN Sikandar	PAK	0.80	<b>26.22</b>	1.55
7	1	MAGALLANES Jerome	PHI	0.79	<b>26.68</b>	2.01
	7	ABDO Hamza	PLE		<b>DNS</b>	

#### LEGEND

**DNS** Did not start

**R.T.** Reaction time

Timing and Results provided by  **TISSOT**



## Results

Результаты

### EVENT NO. 33


	Record	Name	Country	Location	Date
<b>WR</b>	20.91	CIELO Cesar	BRA	Sao Paulo (BRA)	18 DEC 2009
<b>UR</b>	22.02	FESIKOV Sergey	RUS	Belgrade (SRB)	10 JUL 2009

#### Heat 4 of 10

Rank	Lane	Name	Country Code	R.T.	Time	Time Behind
1	2	YASUE Yusuke	JPN	0.70	<b>23.58</b>	
2	4	ZHANG Haidong	CHN	0.71	<b>24.10</b>	0.52
3	5	USTAVDICH NIKOLA Jusuf Velez	PER	0.72	<b>24.45</b>	0.87
4	3	ZHELEV Martin	BUL	0.68	<b>24.61</b>	1.03
5	8	LEI Cheok Fong	MAC	0.68	<b>24.66</b>	1.08
6	7	RAVNDAL Bjarte	NOR	0.70	<b>24.67</b>	1.09
7	6	GIBSON Evante	BAH	0.63	<b>25.77</b>	2.19
8	1	BAGHDADI Ahmad	LIB	0.79	<b>25.88</b>	2.30

#### LEGEND

R.T. Reaction time

Timing and Results provided by  **TISSOT**





## Results

Результаты

### EVENT NO. 33

	Record	Name	Country	Location	Date
<b>WR</b>	20.91	CIELO Cesar	BRA	Sao Paulo (BRA)	18 DEC 2009
<b>UR</b>	22.02	FESIKOV Sergey	RUS	Belgrade (SRB)	10 JUL 2009


#### Heat 5 of 10

Rank	Lane	Name	Country Code	R.T.	Time	Time Behind
1	1	TRIBUNTSOV Ralf	EST	0.69	<b>23.40</b>	
2	3	WONG Chen Ho Jeremy	HKG	0.66	<b>23.64</b>	0.24
3	6	HENRY BEGO Daniel William	MAS	0.68	<b>23.90</b>	0.50
4	7	MOSS Armando	BAH	0.65	<b>23.96</b>	0.56
5	5	KUKHARAU Arseni	BLR	0.71	<b>23.99</b>	0.59
6	8	SCHERUEBL Markus	AUT	0.76	<b>24.33</b>	0.93
	2	PUTERA Guntur Pratama	INA		<b>DNS</b>	
	4	FEBO Jean-Baptiste	SUI		<b>DNS</b>	

#### LEGEND

**DNS** Did not start

**R.T.** Reaction time

Timing and Results provided by  **TISSOT**



## Results

Результаты

### EVENT NO. 33

	Record	Name	Country	Location	Date
<b>WR</b>	20.91	CIELO Cesar	BRA	Sao Paulo (BRA)	18 DEC 2009
<b>UR</b>	22.02	FESIKOV Sergey	RUS	Belgrade (SRB)	10 JUL 2009


#### Heat 6 of 10

Rank	Lane	Name	Country Code	R.T.	Time	Time Behind
1	8	BILIS Simonas	LTU	0.74	<b>23.13</b>	
2	3	PEREIRO CARRIL Oscar	ESP	0.65	<b>23.30</b>	0.17
3	2	LINDAU Henrik	SWE	0.74	<b>23.35</b>	0.22
4	5	SIMONDET Ivan	ARG	0.67	<b>23.53</b>	0.40
5	6	MARTINEZ Enzo	URU	0.71	<b>23.68</b>	0.55
6	7	HOCKIN Charles Daniel	PAR	0.72	<b>24.27</b>	1.14
7	1	VIDAL I VILA Nil	ESP	0.60	<b>24.40</b>	1.27
	4	TSURKIN Yauhen	BLR		<b>DNS</b>	

#### LEGEND

**DNS** Did not start

**R.T.** Reaction time

Timing and Results provided by  **TISSOT**



## Results

Результаты

### EVENT NO. 33


	Record	Name	Country	Location	Date
<b>WR</b>	20.91	CIELO Cesar	BRA	Sao Paulo (BRA)	18 DEC 2009
<b>UR</b>	22.02	FESIKOV Sergey	RUS	Belgrade (SRB)	10 JUL 2009

#### Heat 7 of 10

Rank	Lane	Name	Country Code	R.T.	Time	Time Behind
1	1	CHEAH Geoffrey Robin	HKG	0.67	<b>22.76</b>	
2	8	ERASMUS Douglas John	RSA	0.61	<b>23.03</b>	0.27
3	7	PENDOCK Luke Fitzroy	RSA	0.65	<b>23.08</b>	0.32
4	5	CHANG Kuo-Chi	TPE	0.67	<b>23.11</b>	0.35
5	4	ESCUDERO ALVAREZ Alejandro	MEX	0.67	<b>23.19</b>	0.43
6	2	SIDIQ Triady Fauzi	INA	0.60	<b>23.58</b>	0.82
7	3	RADU Marius	ROU	0.74	<b>23.75</b>	0.99
8	6	SEFL Jan	CZE	0.72	<b>23.84</b>	1.08

#### LEGEND

R.T. Reaction time

Timing and Results provided by  **TISSOT**



## Results

Результаты

### EVENT NO. 33


	Record	Name	Country	Location	Date
<b>WR</b>	20.91	CIELO Cesar	BRA	Sao Paulo (BRA)	18 DEC 2009
<b>UR</b>	22.02	FESIKOV Sergey	RUS	Belgrade (SRB)	10 JUL 2009

#### Heat 8 of 10

Rank	Lane	Name	Country Code	R.T.	Time	Time Behind
1	4	<b>BOCCHIA</b> Federico	ITA	0.83	<b>22.64</b>	
2	3	<b>SMALL</b> Adam	USA	0.64	<b>22.79</b>	0.15
3	8	<b>DEGTJARJOV</b> Pjotr	EST	0.69	<b>22.91</b>	0.27
4	7	<b>ASPINALL</b> Kelly Branston	CAN	0.64	<b>23.08</b>	0.44
5	6	<b>MANNING</b> Christopher Jeffrey	CAN	0.62	<b>23.10</b>	0.46
6	1	<b>MIGNON</b> Clement	FRA	0.61	<b>23.12</b>	0.48
7	5	<b>OLSHEIN</b> Almog	ISR	0.68	<b>23.14</b>	0.50
8	2	<b>NAKAMURA</b> Katsumi	JPN	0.66	<b>23.19</b>	0.55

#### LEGEND

R.T. Reaction time

Timing and Results provided by  **TISSOT**



## Results

Результаты

### EVENT NO. 33


	Record	Name	Country	Location	Date
<b>WR</b>	20.91	CIELO Cesar	BRA	Sao Paulo (BRA)	18 DEC 2009
<b>UR</b>	22.02	FESIKOV Sergey	RUS	Belgrade (SRB)	10 JUL 2009

#### Heat 9 of 10

Rank	Lane	Name	Country Code	R.T.	Time	Time Behind
1	4	GRECHIN Andrey	RUS	0.67	<b>22.26</b>	
2	2	TOOMEY Derek	USA	0.68	<b>22.43</b>	0.17
3	5	GOVOROV Andrii	UKR	0.66	<b>22.74</b>	0.48
4	1	SADAUSKAS Mindaugas	LTU	0.72	<b>23.05</b>	0.79
5	3	BENATTI Lorenzo	ITA	0.69	<b>23.06</b>	0.80
6	8	VAN DOOREN Erik	SUI	0.69	<b>23.07</b>	0.81
7	6	SUSHCHYK Volodymyr	UKR	0.72	<b>23.20</b>	0.94
8	7	YANG Jungdoo	KOR	0.64	<b>23.35</b>	1.09

#### LEGEND

R.T. Reaction time

Timing and Results provided by  **TISSOT**



## Results

Результаты

### EVENT NO. 33


	Record	Name	Country	Location	Date
<b>WR</b>	20.91	CIELO Cesar	BRA	Sao Paulo (BRA)	18 DEC 2009
<b>UR</b>	22.02	FESIKOV Sergey	RUS	Belgrade (SRB)	10 JUL 2009

#### Heat 10 of 10

Rank	Lane	Name	Country Code	R.T.	Time	Time Behind
1	4	MOROZOV Vladimir	RUS	0.61	<b>22.31</b>	
2	5	ABOOD Andrew	AUS	0.76	<b>22.47</b>	0.16
3	3	WYPYCH Filip	POL	0.70	<b>22.96</b>	0.65
4	2	MAJCHRZAK Kacper	POL	0.69	<b>23.00</b>	0.69
5	7	SHAAFF Yahav	ISR	0.63	<b>23.01</b>	0.70
6	1	WAKED Vinicius	BRA	0.65	<b>23.06</b>	0.75
7	6	STOJANOVIC Boris	SRB	0.67	<b>23.18</b>	0.87
8	8	COSTE Alin	ROU	0.76	<b>23.52</b>	1.21

#### LEGEND

R.T. Reaction time

Timing and Results provided by  **TISSOT**



## Start List

Стартовый список

### EVENT NO. 33

	Record	Name	Country	Location	Date
<b>WR</b>	20.91	CIELO Cesar	BRA	Sao Paulo (BRA)	18 DEC 2009
<b>UR</b>	22.02	FESIKOV Sergey	RUS	Belgrade (SRB)	10 JUL 2009


#### Swim-Off 1

Lane	Name	Country	Year of Birth	Qualifying Time	Time	Rank
4	PENDOCK Luke Fitzroy	RSA	1993	23.08		
5	ASPINALL Kelly Branston	CAN	1989	23.08		

#### LEGEND

**UR** Universiade record

**WR** World record

Timing and Results provided by  **TISSOT**





## Results

Результаты

### EVENT NO. 33


	Record	Name	Country	Location	Date
<b>WR</b>	20.91	CIELO Cesar	BRA	Sao Paulo (BRA)	18 DEC 2009
<b>UR</b>	22.02	FESIKOV Sergey	RUS	Belgrade (SRB)	10 JUL 2009

#### Swim-Off 1

Rank	Lane	Name	Country Code	R.T.	Time	Time Behind
1	4	<b>PENDOCK Luke Fitzroy</b>	RSA	0.65	<b>22.78</b>	
2	5	<b>ASPINALL Kelly Branston</b>	CAN	0.64	<b>22.84</b>	0.06

#### LEGEND

R.T. Reaction time

Timing and Results provided by  **TISSOT**



# Result Book

27th Summer Universiade in Kazan 2013



## Swimming

Men's 50m Freestyle Semifinals





## Start List

Стартовый список

### EVENT NO. 33

	Record	Name	Country	Location	Date
WR	20.91	CIELO Cesar	BRA	Sao Paulo (BRA)	18 DEC 2009
UR	22.02	FESIKOV Sergey	RUS	Belgrade (SRB)	10 JUL 2009

#### Semifinal 1 of 2

Lane	Name	Country	Year of Birth	Qualifying Time	Time	Rank
1	SADAUSKAS Mindaugas	LTU	1990	23.05		
2	WYPYCH Filip	POL	1991	22.96		
3	GOVOROV Andrii	UKR	1992	22.74		
4	MOROZOV Vladimir	RUS	1992	22.31		
5	ABOOD Andrew	AUS	1990	22.47		
6	SMALL Adam	USA	1989	22.79		
7	SHAAFF Yahav	ISR	1993	23.01		
8	VAN DOOREN Erik	SUI	1991	23.07		

#### Semifinal 2 of 2

Lane	Name	Country	Year of Birth	Qualifying Time	Time	Rank
1	ERASMUS Douglas John	RSA	1990	23.03		
2	DEGTJARJOV Pjotr	EST	1993	22.91		
3	BOCCHIA Federico	ITA	1986	22.64		
4	GRECHIN Andrey	RUS	1987	22.26		
5	TOOMEY Derek	USA	1991	22.43		
6	CHEAH Geoffrey Robin	HKG	1990	22.76		
7	MAJCHRZAK Kacper	POL	1992	23.00		
8	BENATTI Lorenzo	ITA	1986	23.06		


#### Reserves

Lane	Name	Country	Year of Birth	Qualifying Time	Time	Rank
	PENDOCK Luke Fitzroy	RSA	1993	23.08		
	ASPINALL Kelly Branston	CAN	1989	23.08		

#### LEGEND

UR Universiade record

WR World record

Timing and Results provided by  **TISSOT**



## Results Summary

Итоговые результаты

EVENT NO. 33


	Record	Name	Country	Location	Date
<b>WR</b>	20.91	CIELO Cesar	BRA	Sao Paulo (BRA)	18 DEC 2009
<b>UR</b>	22.02	FESIKOV Sergey	RUS	Belgrade (SRB)	10 JUL 2009

### Semifinals

Rank	Heat	Lane	Name	Year of Birth	Country Code	R.T.	Time	Time Behind	
1	1	4	MOROZOV Vladimir	1992	RUS	0.62	<b>21.81</b>		Q UR
2	2	4	GRECHIN Andrey	1987	RUS	0.69	<b>22.07</b>	0.26	Q
3	1	3	GOVOROV Andrii	1992	UKR	0.67	<b>22.17</b>	0.36	Q
4	1	5	ABOOD Andrew	1990	AUS	0.74	<b>22.27</b>	0.46	Q
5	2	3	BOCCHIA Federico	1986	ITA	0.79	<b>22.32</b>	0.51	Q
6	2	5	TOOMEY Derek	1991	USA	0.66	<b>22.45</b>	0.64	Q
7	1	6	SMALL Adam	1989	USA	0.63	<b>22.61</b>	0.80	Q
8	1	2	WYPYCH Filip	1991	POL	0.70	<b>22.71</b>	0.90	Q
9	1	7	SHAAFF Yahav	1993	ISR	0.62	<b>22.75</b>	0.94	
10	2	7	MAJCHRZAK Kacper	1992	POL	0.66	<b>22.80</b>	0.99	
11	2	8	BENATTI Lorenzo	1986	ITA	0.71	<b>22.84</b>	1.03	
12	1	8	VAN DOOREN Erik	1991	SUI	0.70	<b>22.88</b>	1.07	
13	2	6	CHEAH Geoffrey Robin	1990	HKG	0.66	<b>22.89</b>	1.08	
14	1	1	SADAUSKAS Mindaugas	1990	LTU	0.71	<b>23.02</b>	1.21	
15	2	2	DEGTJARJOV Pjotr	1993	EST	0.71	<b>23.06</b>	1.25	
16	2	1	ERASMUS Douglas John	1990	RSA	0.61	<b>23.41</b>	1.60	

#### LEGEND

**Q** Qualified for the next phase      **R.T.** Reaction time      **UR** Universiade record

Timing and Results provided by  **TISSOT**



## Results

Результаты

### EVENT NO. 33


	Record	Name	Country	Location	Date
<b>WR</b>	20.91	CIELO Cesar	BRA	Sao Paulo (BRA)	18 DEC 2009
<b>UR</b>	22.02	FESIKOV Sergey	RUS	Belgrade (SRB)	10 JUL 2009

#### Semifinal 1 of 2

Rank	Lane	Name	Country Code	R.T.	Time	Time Behind
1	4	<b>MOROZOV Vladimir</b>	RUS	0.62	<b>21.81</b>	UR
2	3	<b>GOVOROV Andrii</b>	UKR	0.67	<b>22.17</b>	0.36
3	5	<b>ABOOD Andrew</b>	AUS	0.74	<b>22.27</b>	0.46
4	6	<b>SMALL Adam</b>	USA	0.63	<b>22.61</b>	0.80
5	2	<b>WYPYCH Filip</b>	POL	0.70	<b>22.71</b>	0.90
6	7	<b>SHAAFF Yahav</b>	ISR	0.62	<b>22.75</b>	0.94
7	8	<b>VAN DOOREN Erik</b>	SUI	0.70	<b>22.88</b>	1.07
8	1	<b>SADAUSKAS Mindaugas</b>	LTU	0.71	<b>23.02</b>	1.21

#### LEGEND

R.T. Reaction time                      UR Universiade record

Timing and Results provided by  **TISSOT**



## Results

Результаты

### EVENT NO. 33


	Record	Name	Country	Location	Date
<b>WR</b>	20.91	CIELO Cesar	BRA	Sao Paulo (BRA)	18 DEC 2009
<b>UR</b>	21.81	MOROZOV Vladimir	RUS	Kazan (RUS)	15 JUL 2013

#### Semifinal 2 of 2

Rank	Lane	Name	Country Code	R.T.	Time	Time Behind
1	4	GRECHIN Andrey	RUS	0.69	<b>22.07</b>	
2	3	BOCCHIA Federico	ITA	0.79	<b>22.32</b>	0.25
3	5	TOOMEY Derek	USA	0.66	<b>22.45</b>	0.38
4	7	MAJCHRZAK Kacper	POL	0.66	<b>22.80</b>	0.73
5	8	BENATTI Lorenzo	ITA	0.71	<b>22.84</b>	0.77
6	6	CHEAH Geoffrey Robin	HKG	0.66	<b>22.89</b>	0.82
7	2	DEGTJARJOV Pjotr	EST	0.71	<b>23.06</b>	0.99
8	1	ERASMUS Douglas John	RSA	0.61	<b>23.41</b>	1.34

#### LEGEND

R.T. Reaction time

Timing and Results provided by  **TISSOT**





# Result Book

27th Summer Universiade in Kazan 2013



## Swimming

Men's 50m Freestyle Final







## Start List

Стартовый список

### EVENT NO. 33

	Record	Name	Country	Location	Date
<b>WR</b>	20.91	CIELO Cesar	BRA	Sao Paulo (BRA)	18 DEC 2009
<b>UR</b>	21.81	MOROZOV Vladimir	RUS	Kazan (RUS)	15 JUL 2013

#### Final

Lane	Name	Country	Year of Birth	Qualifying Time	Time	Rank
1	SMALL Adam	USA	1989	22.61		
2	BOCCHIA Federico	ITA	1986	22.32		
3	GOVOROV Andrii	UKR	1992	22.17		
4	MOROZOV Vladimir	RUS	1992	21.81		
5	GRECHIN Andrey	RUS	1987	22.07		
6	ABOOD Andrew	AUS	1990	22.27		
7	TOOMEY Derek	USA	1991	22.45		
8	WYPYCH Filip	POL	1991	22.71		


#### Reserves

Lane	Name	Country	Year of Birth	Qualifying Time	Time	Rank
	SHAAFF Yahav	ISR	1993	22.75		
	MAJCHRZAK Kacper	POL	1992	22.80		

#### LEGEND

**UR** Universiade record

**WR** World record

Timing and Results provided by  **TISSOT**



## Results

Результаты

### EVENT NO. 33


	Record	Name	Country	Location	Date
<b>WR</b>	20.91	CIELO Cesar	BRA	Sao Paulo (BRA)	18 DEC 2009
<b>UR</b>	21.81	MOROZOV Vladimir	RUS	Kazan (RUS)	15 JUL 2013

### Final

Rank	Lane	Name	Country Code	R.T.	Time	Time Behind
1	4	MOROZOV Vladimir	RUS	0.60	<b>21.67</b>	UR
2	5	GRECHIN Andrey	RUS	0.66	<b>22.10</b>	0.43
3	3	GOVOROV Andrii	UKR	0.67	<b>22.17</b>	0.50
4	6	ABOOD Andrew	AUS	0.77	<b>22.18</b>	0.51
5	7	TOOMEY Derek	USA	0.67	<b>22.37</b>	0.70
6	2	BOCCHIA Federico	ITA	0.80	<b>22.38</b>	0.71
7	1	SMALL Adam	USA	0.65	<b>22.45</b>	0.78
8	8	WYPYCH Filip	POL	0.70	<b>22.84</b>	1.17

#### LEGEND

R.T. Reaction time                      UR Universiade record

Timing and Results provided by  **TISSOT**



# Result Book

27th Summer Universiade in Kazan 2013



## Swimming

Men's 100m Freestyle





## Medallists

Медалисты

Medal	Name	Country
GOLD	MOROZOV Vladimir	RUS - Russian Federation
SILVER	LOBINTSEV Nikita	RUS - Russian Federation
BRONZE	SANTUCCI Michele	ITA - Italy





# Result Book

27th Summer Universiade in Kazan 2013



## Swimming

Men's 100m Freestyle Preliminaries





## Start List

Стартовый список

### EVENT NO. 22

	Record	Split	Name	Country	Location	Date
<b>WR</b>	46.91	22.17	CIELO Cesar	BRA	Rome (ITA)	30 JUL 2009
<b>UR</b>	47.98	22.82	GRECHIN Andrey	RUS	Kazan (RUS)	10 JUL 2013

#### Heat 1 of 11

Lane	Name	Country	Year of Birth	Qualifying Time	Time	Rank
3	SAMOULLICH Iouri	ISR	1991			
4	SKHILADZE Tornike	GEO	1993			
5	GAMBURG David	ISR	1993			

#### Heat 2 of 11

Lane	Name	Country	Year of Birth	Qualifying Time	Time	Rank
2	DELGERMUNKH Dashdavaa	MGL	1991			
3	CHANG Kuo-Chi	TPE	1992			
4	IGAMOV Sherali	TJK	1991	DNS		
5	SAIDAKHMAD Saidrakhmoni	TJK	1992	DNS		
6	GALOFRE Julio Cesar	COL	1987			
7	GANKHUYAG Davaadorj	MGL	1993			

#### Heat 3 of 11

Lane	Name	Country	Year of Birth	Qualifying Time	Time	Rank
1	AL QASMI Nawaf	OMA	1993	1:04.00		
2	MANAWADU Kaushal	SRI	1993	1:01.84		
3	KHAN Sikandar	PAK	1987	59.59		
4	EMER Jairo	AHO	1995	55.42		
5	SENANAYAKE Punhasa	SRI	1991	58.20		
6	ROMANBAN Eduardo Jr.	PHI	1994	DNS		
7	WASSWA Shinnosuke Albert	UGA	1988	1:03.02		
8	KHAKIMOV Mukhammad	TJK	1993	1:10.07		

#### Heat 4 of 11

Lane	Name	Country	Year of Birth	Qualifying Time	Time	Rank
1	LEE Leon	SIN	1988	55.12		
2	HAVALDAR Rohit Rajendra	IND	1989	54.66		
3	SERRA Joaquin	ARG	1994	54.40		
4	NGOU Pok Man	MAC	1994	53.85		
5	LEI Cheok Fong	MAC	1990	53.96		
6	MENON Ashwin	IND	1991	54.43		
7	SETHI Ervin	SIN	1993	54.70		
8	CARUANA DINGLI Edward	MLT	1992	55.39		



Heat 5 of 11

Lane	Name	Country	Year of Birth	Qualifying Time	Time	Rank
1	RAVNDAL Bjarte	NOR	1991	53.10		
2	GIBSON Evante	BAH	1994	53.00		
3	ZHANG Haidong	CHN	1993	52.24		
4	MOSS Armando	BAH	1992	52.21		
5	BILIS Simonas	LTU	1993	52.22		
6	VASQUEZ Mauricio	COL	1992	52.48		
7	ORIHUELA Carlos Alfredo	PAR	1994	53.01		
8	BAGHDADI Ahmad	LIB	1989	DNS		

Heat 6 of 11

Lane	Name	Country	Year of Birth	Qualifying Time	Time	Rank
1	MARTINEZ Enzo	URU	1994	51.99		
2	OHMAR Alexis Wijaya	INA	1994	51.84		
3	PENDOCK Luke Fitzroy	RSA	1993	51.69		
4	PEREIRA Mario	POR	1992	51.32		
5	HENRY BEGO Daniel William	MAS	1989	51.42		
6	ZHELEV Martin	BUL	1988	51.80		
7	SCHERUEBL Markus	AUT	1992	51.87		
8	FU Yongjun	CHN	1992	52.03		

Heat 7 of 11

Lane	Name	Country	Year of Birth	Qualifying Time	Time	Rank
1	TRIBUNTSOV Ralf	EST	1994	51.20		
2	SIMONDET Ivan	ARG	1994	51.11		
3	SIDIQ Triady Fauzi	INA	1991	50.85		
4	ESCUDERO ALVAREZ Alejandro	MEX	1990	50.76		
5	STOJANOVIC Boris	SRB	1989	50.83		
6	SCHNEIDERS Jean-Francois	LUX	1990	50.88		
7	WONG Chen Ho Jeremy	HKG	1994	51.18		
8	HUTCHINS Matt	NZL	1994	51.31		

Heat 8 of 11

Lane	Name	Country	Year of Birth	Qualifying Time	Time	Rank
1	CHEAH Geoffrey Robin	HKG	1990	50.69		
2	KUKHARAU Arseni	BLR	1993	50.66		
3	VAN DOOREN Erik	SUI	1991	50.61		
4	TSURKIN Yauhen	BLR	1990	50.53		
5	KARASEK David	SUI	1987	50.56		
6	DEGTJARJOV Pjotr	EST	1993	50.64		
7	SILJEVSKI Radovan	SRB	1986	50.67		
8	LINDAU Henrik	SWE	1990	50.75		



Heat 9 of 11

Lane	Name	Country	Year of Birth	Qualifying Time	Time	Rank
1	RADU Marius	ROU	1992	50.49		
2	COSTE Alin	ROU	1992	50.05		
3	SADAUSKAS Mindaugas	LTU	1990	49.54		
4	SANTUCCI Michele	ITA	1989	49.12		
5	BENATTI Lorenzo	ITA	1986	49.44		
6	HIRAI Kenta	JPN	1994	DNS		
7	GOVOROV Andrii	UKR	1992	DNS		
8	VIDAL I VILA Nil	ESP	1992	50.52		

Heat 10 of 11

Lane	Name	Country	Year of Birth	Qualifying Time	Time	Rank
1	MASSIE-MARTEL Dominique	CAN	1990	50.33		
2	NAKAMURA Katsumi	JPN	1994	49.94		
3	MAJCHRZAK Kacper	POL	1992	49.45		
4	LOBINTSEV Nikita	RUS	1988	48.17		
5	ABOOD Andrew	AUS	1990	49.41		
6	MAGULA Romain	FRA	1991	49.64		
7	REED Tyler	USA	1988	50.18		
8	ARNAMNART Daniel	AUS	1989	50.51		


Heat 11 of 11

Lane	Name	Country	Year of Birth	Qualifying Time	Time	Rank
1	WYNALDA Michael	USA	1992	50.29		
2	WAKED Vinicius	BRA	1987	49.80		
3	SHANKLAND Leith	RSA	1991	49.44		
4	MOROZOV Vladimir	RUS	1992	47.93		
5	WYPYCH Filip	POL	1991	49.31		
6	HOCKIN Benjamin Thomas	PAR	1986	49.64		
7	YEGOSHIN Yuriy	UKR	1985	50.11		
8	GOSSLAND Thomas David	CAN	1989	50.50		

LEGEND

UR Universiade record

WR World record

Timing and Results provided by  TISSOT





## Results Summary


Итоговые результаты

EVENT NO. 22

	Record	Split	Name	Country	Location	Date
<b>WR</b>	46.91	22.17	CIELO Cesar	BRA	Rome (ITA)	30 JUL 2009
<b>UR</b>	47.98	22.82	GRECHIN Andrey	RUS	Kazan	10 JUL 2013

### Heats

Rank	Heat	Lane	Name	Year of Birth	Country Code	R.T.	50m	Time	Time Behind
1	10	4	LOBINTSEV Nikita	1988	RUS	0.69	23.47	<b>49.13</b> 25.66	Q
2	10	5	ABOOD Andrew	1990	AUS	0.76	23.86	<b>49.57</b> 25.71	0.44 Q
3	11	4	MOROZOV Vladimir	1992	RUS	0.64	23.45	<b>49.60</b> 26.15	0.47 Q
4	10	3	MAJCHRZAK Kacper	1992	POL	0.68	23.57	<b>49.66</b> 26.09	0.53 Q
5	8	6	DEGTJARJOV Pjotr	1993	EST	0.70	23.71	<b>49.68</b> 25.97	0.55 Q
6	10	2	NAKAMURA Katsumi	1994	JPN	0.65	24.07	<b>49.74</b> 25.67	0.61 Q
7	8	1	CHEAH Geoffrey Robin	1990	HKG	0.63	23.51	<b>49.80</b> 26.29	0.67 Q
8	11	1	WYNALDA Michael	1992	USA	0.77	24.25	<b>49.87</b> 25.62	0.74 Q
9	7	1	TRIBUNTSOV Ralf	1994	EST	0.71	23.91	<b>49.88</b> 25.97	0.75 Q
10	9	4	SANTUCCI Michele	1989	ITA	0.66	24.10	<b>49.90</b> 25.80	0.77 Q
11	11	2	WAKED Vinicius	1987	BRA	0.65	24.17	<b>49.98</b> 25.81	0.85 Q
12	5	5	BILIS Simonas	1993	LTU	0.75	23.88	<b>50.03</b> 26.15	0.90 Q
13	11	3	SHANKLAND Leith	1991	RSA	0.71	23.94	<b>50.05</b> 26.11	0.92 Q
14	10	7	REED Tyler	1988	USA	0.66	24.00	<b>50.10</b> 26.10	0.97 Q
15	9	5	BENATTI Lorenzo	1986	ITA	0.74	24.58	<b>50.11</b> 25.53	0.98 Q
16	10	6	MAGULA Romain	1991	FRA	0.68	24.19	<b>50.14</b> 25.95	1.01 Q
17	8	4	TSURKIN Yauhen	1990	BLR	0.66	23.74	<b>50.15</b> 26.41	1.02
18	10	8	ARNAMNART Daniel	1989	AUS	0.61	23.94	<b>50.36</b> 26.42	1.23
19	11	6	HOCKIN Benjamin Thomas	1986	PAR	0.75	24.02	<b>50.39</b> 26.37	1.26
20	9	3	SADAUSKAS Mindaugas	1990	LTU	0.76	24.11	<b>50.44</b> 26.33	1.31
21	7	4	ESCUDERO ALVAREZ Alejandro	1990	MEX	0.63	24.44	<b>50.59</b> 26.15	1.46
22	9	1	RADU Marius	1992	ROU	0.74	24.60	<b>50.64</b> 26.04	1.51
23	8	5	KARASEK David	1987	SUI	0.66	24.21	<b>50.70</b> 26.49	1.57
24	1	5	GAMBURG David	1993	ISR	0.68	24.73	<b>50.72</b> 25.99	1.59
25	8	7	SILJEVSKI Radovan	1986	SRB	0.73	24.23	<b>50.76</b> 26.53	1.63

Timing and Results provided by  TISSOT



Heats

Rank	Heat	Lane	Name	Year of Birth	Country Code	R.T.	50m	Time	Time Behind
26	7	5	STOJANOVIC Boris	1989	SRB	0.68	24.20	<b>50.82</b> 26.62	1.69
27	7	7	WONG Chen Ho Jeremy	1994	HKG	0.67	24.26	<b>50.83</b> 26.57	1.70
28	6	5	HENRY BEGO Daniel William	1989	MAS	0.68	24.91	<b>50.86</b> 25.95	1.73
29	11	7	YEGOSHIN Yuriy	1985	UKR	0.90	24.29	<b>50.88</b> 26.59	1.75
30	6	4	PEREIRA Mario	1992	POR	0.62	24.11	<b>50.93</b> 26.82	1.80
31	8	8	LINDAU Henrik	1990	SWE	0.72	24.19	<b>50.99</b> 26.80	1.86
31	11	8	GOSSLAND Thomas David	1989	CAN	0.69	24.21	<b>50.99</b> 26.78	1.86
33	11	5	WYPYCH Filip	1991	POL	0.74	24.10	<b>51.01</b> 26.91	1.88
34	7	3	SIDIQ Triady Fauzi	1991	INA	0.61	24.61	<b>51.25</b> 26.64	2.12
34	8	3	VAN DOOREN Erik	1991	SUI	0.66	24.34	<b>51.25</b> 26.91	2.12
36	8	2	KUKHARAU Arseni	1993	BLR	0.71	24.55	<b>51.28</b> 26.73	2.15
36	9	8	VIDAL I VILA Nil	1992	ESP	0.60	25.07	<b>51.28</b> 26.21	2.15
38	1	3	SAMOULLICH Iouri	1991	ISR	0.75	25.02	<b>51.43</b> 26.41	2.30
39	9	2	COSTE Alin	1992	ROU	0.81	24.55	<b>51.57</b> 27.02	2.44
40	6	3	PENDOCK Luke Fitzroy	1993	RSA	0.65	24.26	<b>51.74</b> 27.48	2.61
41	2	3	CHANG Kuo-Chi	1992	TPE	0.72	24.86	<b>51.82</b> 26.96	2.69
42	6	7	SCHERUEBL Markus	1992	AUT	0.81	25.07	<b>51.91</b> 26.84	2.78
43	7	8	HUTCHINS Matt	1994	NZL	0.74	24.91	<b>51.92</b> 27.01	2.79
44	6	1	MARTINEZ Enzo	1994	URU	0.74	25.18	<b>51.93</b> 26.75	2.80
45	7	6	SCHNEIDERS Jean-Francois	1990	LUX	0.71	24.86	<b>52.02</b> 27.16	2.89
46	2	6	GALOFRE Julio Cesar	1987	COL	0.73	25.80	<b>52.48</b> 26.68	3.35
47	6	6	ZHELEV Martin	1988	BUL	0.73	25.30	<b>52.54</b> 27.24	3.41
48	6	2	OHMAR Alexis Wijaya	1994	INA	0.70	25.45	<b>52.68</b> 27.23	3.55
49	7	2	SIMONDET Ivan	1994	ARG	0.69	24.58	<b>52.74</b> 28.16	3.61
50	5	4	MOSS Armando	1992	BAH	0.68	25.21	<b>52.99</b> 27.78	3.86
51	5	1	RAVNDAL Bjarte	1991	NOR	0.72	25.80	<b>53.06</b> 27.26	3.93
52	5	3	ZHANG Haidong	1993	CHN	0.72	25.75	<b>53.17</b> 27.42	4.04
53	5	6	VASQUEZ Mauricio	1992	COL	0.68	25.36	<b>53.26</b> 27.90	4.13
54	4	4	NGOU Pok Man	1994	MAC	0.78	25.36	<b>53.29</b> 27.93	4.16



Heats

Rank	Heat	Lane	Name	Year of Birth	Country Code	R.T.	50m	Time	Time Behind
55	4	6	MENON Ashwin	1991	IND	0.78	25.88	<b>53.84</b> 27.96	4.71
56	5	7	ORIHUELA Carlos Alfredo	1994	PAR	0.64	26.65	<b>54.21</b> 27.56	5.08
57	4	3	SERRA Joaquin	1994	ARG	0.72	25.93	<b>54.64</b> 28.71	5.51
57	4	2	HAVALDAR Rohit Rajendra	1989	IND	0.73	26.12	<b>54.64</b> 28.52	5.51
59	4	7	SETHI Ervin	1993	SIN	0.69	25.82	<b>54.70</b> 28.88	5.57
60	4	5	LEI Cheok Fong	1990	MAC	0.68	26.04	<b>54.78</b> 28.74	5.65
61	4	1	LEE Leon	1988	SIN	0.63	26.66	<b>54.88</b> 28.22	5.75
62	4	8	CARUANA DINGLI Edward	1992	MLT	0.83	26.37	<b>55.46</b> 29.09	6.33
63	3	4	EMER Jairo	1995	AHO	0.64	26.63	<b>55.90</b> 29.27	6.77
64	5	2	GIBSON Evante	1994	BAH	0.67	26.57	<b>56.32</b> 29.75	7.19
65	3	3	KHAN Sikandar	1987	PAK	0.88	27.29	<b>57.74</b> 30.45	8.61
66	3	2	MANAWADU Kaushal	1993	SRI	0.88	27.69	<b>58.24</b> 30.55	9.11
67	1	4	SKHILADZE Tornike	1993	GEO	0.72	27.47	<b>58.30</b> 30.83	9.17
68	3	1	AL QASMI Nawaf	1993	OMA	0.75	27.22	<b>58.35</b> 31.13	9.22
69	3	5	SENANAYAKE Punhasa	1991	SRI	0.71	28.00	<b>59.96</b> 31.96	10.83
70	2	2	DELGERMUNKH Dashdavaa	1991	MGL	0.77	28.20	<b>1:01.00</b> 32.80	11.87
71	3	7	WASSWA Shinnosuke Albert	1988	UGA	0.74	30.55	<b>1:03.75</b> 33.20	14.62
72	2	7	GANKHUYAG Davaadorj	1993	MGL	0.65	30.21	<b>1:05.92</b> 35.71	16.79
73	3	8	KHAKIMOV Mukhammad	1993	TJK	0.78	32.55	<b>1:11.74</b> 39.19	22.61
	2	4	IGAMOV Sherali	1991	TJK			<b>DNS</b>	
	2	5	SAIDAKHMAD Saidrakhmoni	1992	TJK			<b>DNS</b>	
	3	6	ROMANBAN Eduardo Jr.	1994	PHI			<b>DNS</b>	
	5	8	BAGHDADI Ahmad	1989	LIB			<b>DNS</b>	
	9	6	HIRAI Kenta	1994	JPN			<b>DNS</b>	
	9	7	GOVOROV Andrii	1992	UKR			<b>DNS</b>	
	6	8	FU Yongjun	1992	CHN			<b>DSQ</b>	
	10	1	MASSIE-MARTEL Dominique	1990	CAN			<b>DSQ</b>	

LEGEND

DNS Did not start      DSQ Disqualified      Q Qualified for the next phase      R.T. Reaction time

Timing and Results provided by  TISSOT



## Results

Результаты

### EVENT NO. 22


	Record	Split	Name	Country	Location	Date
<b>WR</b>	46.91	22.17	CIELO Cesar	BRA	Rome (ITA)	30 JUL 2009
<b>UR</b>	47.98	22.82	GRECHIN Andrey	RUS	Kazan (RUS)	10 JUL 2013

#### Heat 1 of 11

Rank	Lane	Name	Country Code	R.T.	50m	Time	Time Behind
1	5	GAMBURG David	ISR	0.68	(1) 24.73	<b>50.72</b> 25.99	
2	3	SAMOULLICH Iouri	ISR	0.75	(2) 25.02	<b>51.43</b> 26.41	0.71
3	4	SKHILADZE Tornike	GEO	0.72	(3) 27.47	<b>58.30</b> 30.83	7.58

#### LEGEND

R.T. Reaction time

Timing and Results provided by  **TISSOT**



## Results

Результаты

### EVENT NO. 22

	Record	Split	Name	Country	Location	Date
<b>WR</b>	46.91	22.17	CIELO Cesar	BRA	Rome (ITA)	30 JUL 2009
<b>UR</b>	47.98	22.82	GRECHIN Andrey	RUS	Kazan (RUS)	10 JUL 2013


#### Heat 2 of 11

Rank	Lane	Name	Country Code	R.T.	50m	Time	Time Behind
1	3	CHANG Kuo-Chi	TPE	0.72	(1) 24.86	<b>51.82</b> 26.96	
2	6	GALOFRE Julio Cesar	COL	0.73	(2) 25.80	<b>52.48</b> 26.68	0.66
3	2	DELGERMUNKH Dashdavaa	MGL	0.77	(3) 28.20	<b>1:01.00</b> 32.80	9.18
4	7	GANKHUYAG Davaadorj	MGL	0.65	(4) 30.21	<b>1:05.92</b> 35.71	14.10
	4	IGAMOV Sherali	TJK			<b>DNS</b>	
	5	SAIDAKHMAD Saidrakhmoni	TJK			<b>DNS</b>	

#### LEGEND

**DNS** Did not start

**R.T.** Reaction time

Timing and Results provided by  **TISSOT**



## Results

Результаты

### EVENT NO. 22

	Record	Split	Name	Country	Location	Date
<b>WR</b>	46.91	22.17	CIELO Cesar	BRA	Rome (ITA)	30 JUL 2009
<b>UR</b>	47.98	22.82	GRECHIN Andrey	RUS	Kazan (RUS)	10 JUL 2013


#### Heat 3 of 11

Rank	Lane	Name	Country Code	R.T.	50m	Time	Time Behind
1	4	EMER Jairo	AHO	0.64	(1) 26.63	<b>55.90</b> 29.27	
2	3	KHAN Sikandar	PAK	0.88	(3) 27.29	<b>57.74</b> 30.45	1.84
3	2	MANAWADU Kaushal	SRI	0.88	(4) 27.69	<b>58.24</b> 30.55	2.34
4	1	AL QASMI Nawaf	OMA	0.75	(2) 27.22	<b>58.35</b> 31.13	2.45
5	5	SENANAYAKE Punhasa	SRI	0.71	(5) 28.00	<b>59.96</b> 31.96	4.06
6	7	WASSWA Shinnosuke Albert	UGA	0.74	(6) 30.55	<b>1:03.75</b> 33.20	7.85
7	8	KHAKIMOV Mukhammad	TJK	0.78	(7) 32.55	<b>1:11.74</b> 39.19	15.84
	6	ROMANBAN Eduardo Jr.	PHI			<b>DNS</b>	

#### LEGEND

DNS Did not start

R.T. Reaction time

Timing and Results provided by  **TISSOT**



## Results

Результаты

### EVENT NO. 22


	Record	Split	Name	Country	Location	Date
<b>WR</b>	46.91	22.17	CIELO Cesar	BRA	Rome (ITA)	30 JUL 2009
<b>UR</b>	47.98	22.82	GRECHIN Andrey	RUS	Kazan (RUS)	10 JUL 2013

#### Heat 4 of 11

Rank	Lane	Name	Country Code	R.T.	50m	Time	Time Behind
1	4	NGOU Pok Man	MAC	0.78	(1) 25.36	<b>53.29</b> 27.93	
2	6	MENON Ashwin	IND	0.78	(3) 25.88	<b>53.84</b> 27.96	0.55
3	2	HAVALDAR Rohit Rajendra	IND	0.73	(6) 26.12	<b>54.64</b> 28.52	1.35
3	3	SERRA Joaquin	ARG	0.72	(4) 25.93	<b>54.64</b> 28.71	1.35
5	7	SETHI Ervin	SIN	0.69	(2) 25.82	<b>54.70</b> 28.88	1.41
6	5	LEI Cheok Fong	MAC	0.68	(5) 26.04	<b>54.78</b> 28.74	1.49
7	1	LEE Leon	SIN	0.63	(8) 26.66	<b>54.88</b> 28.22	1.59
8	8	CARUANA DINGLI Edward	MLT	0.83	(7) 26.37	<b>55.46</b> 29.09	2.17

#### LEGEND

R.T. Reaction time

Timing and Results provided by  **TISSOT**



## Results

Результаты

### EVENT NO. 22

	Record	Split	Name	Country	Location	Date
<b>WR</b>	46.91	22.17	CIELO Cesar	BRA	Rome (ITA)	30 JUL 2009
<b>UR</b>	47.98	22.82	GRECHIN Andrey	RUS	Kazan (RUS)	10 JUL 2013


#### Heat 5 of 11

Rank	Lane	Name	Country Code	R.T.	50m	Time	Time Behind
1	5	BILIS Simonas	LTU	0.75	(1) 23.88	<b>50.03</b> 26.15	
2	4	MOSS Armando	BAH	0.68	(2) 25.21	<b>52.99</b> 27.78	2.96
3	1	RAVNDAL Bjarte	NOR	0.72	(5) 25.80	<b>53.06</b> 27.26	3.03
4	3	ZHANG Haidong	CHN	0.72	(4) 25.75	<b>53.17</b> 27.42	3.14
5	6	VASQUEZ Mauricio	COL	0.68	(3) 25.36	<b>53.26</b> 27.90	3.23
6	7	ORIHUELA Carlos Alfredo	PAR	0.64	(7) 26.65	<b>54.21</b> 27.56	4.18
7	2	GIBSON Evante	BAH	0.67	(6) 26.57	<b>56.32</b> 29.75	6.29
	8	BAGHDADI Ahmad	LIB			<b>DNS</b>	

#### LEGEND

**DNS** Did not start

**R.T.** Reaction time

Timing and Results provided by  **TISSOT**





## Results

Результаты

### EVENT NO. 22

	Record	Split	Name	Country	Location	Date
<b>WR</b>	46.91	22.17	CIELO Cesar	BRA	Rome (ITA)	30 JUL 2009
<b>UR</b>	47.98	22.82	GRECHIN Andrey	RUS	Kazan (RUS)	10 JUL 2013


#### Heat 6 of 11

Rank	Lane	Name	Country Code	R.T.	50m	Time	Time Behind
1	5	<b>HENRY BEGO</b> Daniel William	MAS	0.68	(3) 24.91	<b>50.86</b> 25.95	
2	4	<b>PEREIRA</b> Mario	POR	0.62	(1) 24.11	<b>50.93</b> 26.82	0.07
3	3	<b>PENDOCK</b> Luke Fitzroy	RSA	0.65	(2) 24.26	<b>51.74</b> 27.48	0.88
4	7	<b>SCHERUEBL</b> Markus	AUT	0.81	(4) 25.07	<b>51.91</b> 26.84	1.05
5	1	<b>MARTINEZ</b> Enzo	URU	0.74	(5) 25.18	<b>51.93</b> 26.75	1.07
6	6	<b>ZHELEV</b> Martin	BUL	0.73	(6) 25.30	<b>52.54</b> 27.24	1.68
7	2	<b>OHMAR</b> Alexis Wijaya	INA	0.70	(7) 25.45	<b>52.68</b> 27.23	1.82
	8	<b>FU</b> Yongjun	CHN			<b>DSQ</b>	

#### LEGEND

**DSQ** Disqualified

**R.T.** Reaction time

Timing and Results provided by  **TISSOT**



## Results

Результаты

### EVENT NO. 22


	Record	Split	Name	Country	Location	Date
<b>WR</b>	46.91	22.17	CIELO Cesar	BRA	Rome (ITA)	30 JUL 2009
<b>UR</b>	47.98	22.82	GRECHIN Andrey	RUS	Kazan (RUS)	10 JUL 2013

#### Heat 7 of 11

Rank	Lane	Name	Country Code	R.T.	50m	Time	Time Behind
1	1	TRIBUNTSOV Ralf	EST	0.71	(1) 23.91	<b>49.88</b> 25.97	
2	4	ESCUDERO ALVAREZ Alejandro	MEX	0.63	(4) 24.44	<b>50.59</b> 26.15	0.71
3	5	STOJANOVIC Boris	SRB	0.68	(2) 24.20	<b>50.82</b> 26.62	0.94
4	7	WONG Chen Ho Jeremy	HKG	0.67	(3) 24.26	<b>50.83</b> 26.57	0.95
5	3	SIDIQ Triady Fauzi	INA	0.61	(6) 24.61	<b>51.25</b> 26.64	1.37
6	8	HUTCHINS Matt	NZL	0.74	(8) 24.91	<b>51.92</b> 27.01	2.04
7	6	SCHNEIDERS Jean-Francois	LUX	0.71	(7) 24.86	<b>52.02</b> 27.16	2.14
8	2	SIMONDET Ivan	ARG	0.69	(5) 24.58	<b>52.74</b> 28.16	2.86

#### LEGEND

R.T. Reaction time

Timing and Results provided by  **TISSOT**



## Results

Результаты

### EVENT NO. 22


	Record	Split	Name	Country	Location	Date
<b>WR</b>	46.91	22.17	CIELO Cesar	BRA	Rome (ITA)	30 JUL 2009
<b>UR</b>	47.98	22.82	GRECHIN Andrey	RUS	Kazan (RUS)	10 JUL 2013

#### Heat 8 of 11

Rank	Lane	Name	Country Code	R.T.	50m	Time	Time Behind
1	6	DEGTJARJOV Pjotr	EST	0.70	(2) 23.71	<b>49.68</b> 25.97	
2	1	CHEAH Geoffrey Robin	HKG	0.63	(1) 23.51	<b>49.80</b> 26.29	0.12
3	4	TSURKIN Yauhen	BLR	0.66	(3) 23.74	<b>50.15</b> 26.41	0.47
4	5	KARASEK David	SUI	0.66	(5) 24.21	<b>50.70</b> 26.49	1.02
5	7	SILJEVSKI Radovan	SRB	0.73	(6) 24.23	<b>50.76</b> 26.53	1.08
6	8	LINDAU Henrik	SWE	0.72	(4) 24.19	<b>50.99</b> 26.80	1.31
7	3	VAN DOOREN Erik	SUI	0.66	(7) 24.34	<b>51.25</b> 26.91	1.57
8	2	KUKHARAU Arseni	BLR	0.71	(8) 24.55	<b>51.28</b> 26.73	1.60

#### LEGEND

R.T. Reaction time

Timing and Results provided by  **TISSOT**



## Results

Результаты

### EVENT NO. 22

	Record	Split	Name	Country	Location	Date
<b>WR</b>	46.91	22.17	CIELO Cesar	BRA	Rome (ITA)	30 JUL 2009
<b>UR</b>	47.98	22.82	GRECHIN Andrey	RUS	Kazan (RUS)	10 JUL 2013


#### Heat 9 of 11

Rank	Lane	Name	Country Code	R.T.	50m	Time	Time Behind
1	4	SANTUCCI Michele	ITA	0.66	(1) 24.10	<b>49.90</b> 25.80	
2	5	BENATTI Lorenzo	ITA	0.74	(4) 24.58	<b>50.11</b> 25.53	0.21
3	3	SADAUSKAS Mindaugas	LTU	0.76	(2) 24.11	<b>50.44</b> 26.33	0.54
4	1	RADU Marius	ROU	0.74	(5) 24.60	<b>50.64</b> 26.04	0.74
5	8	VIDAL I VILA Nil	ESP	0.60	(6) 25.07	<b>51.28</b> 26.21	1.38
6	2	COSTE Alin	ROU	0.81	(3) 24.55	<b>51.57</b> 27.02	1.67
	6	HIRAI Kenta	JPN			<b>DNS</b>	
	7	GOVOROV Andrii	UKR			<b>DNS</b>	

#### LEGEND

**DNS** Did not start

**R.T.** Reaction time

Timing and Results provided by  **TISSOT**



## Results

Результаты

### EVENT NO. 22

	Record	Split	Name	Country	Location	Date
<b>WR</b>	46.91	22.17	CIELO Cesar	BRA	Rome (ITA)	30 JUL 2009
<b>UR</b>	47.98	22.82	GRECHIN Andrey	RUS	Kazan (RUS)	10 JUL 2013


#### Heat 10 of 11

Rank	Lane	Name	Country Code	R.T.	50m	Time	Time Behind
1	4	LOBINTSEV Nikita	RUS	0.69	(1) 23.47	<b>49.13</b> 25.66	
2	5	ABOOD Andrew	AUS	0.76	(3) 23.86	<b>49.57</b> 25.71	0.44
3	3	MAJCHRZAK Kacper	POL	0.68	(2) 23.57	<b>49.66</b> 26.09	0.53
4	2	NAKAMURA Katsumi	JPN	0.65	(6) 24.07	<b>49.74</b> 25.67	0.61
5	7	REED Tyler	USA	0.66	(5) 24.00	<b>50.10</b> 26.10	0.97
6	6	MAGULA Romain	FRA	0.68	(7) 24.19	<b>50.14</b> 25.95	1.01
7	8	ARNAMNART Daniel	AUS	0.61	(4) 23.94	<b>50.36</b> 26.42	1.23
	1	MASSIE-MARTEL Dominique	CAN			<b>DSQ</b>	

#### LEGEND

**DSQ** Disqualified

**R.T.** Reaction time

Timing and Results provided by  **TISSOT**



## Results

Результаты

### EVENT NO. 22


	Record	Split	Name	Country	Location	Date
<b>WR</b>	46.91	22.17	CIELO Cesar	BRA	Rome (ITA)	30 JUL 2009
<b>UR</b>	47.98	22.82	GRECHIN Andrey	RUS	Kazan (RUS)	10 JUL 2013

#### Heat 11 of 11

Rank	Lane	Name	Country Code	R.T.	50m	Time	Time Behind
1	4	MOROZOV Vladimir	RUS	0.64	(1) 23.45	<b>49.60</b> 26.15	
2	1	WYNALDA Michael	USA	0.77	(7) 24.25	<b>49.87</b> 25.62	0.27
3	2	WAKED Vinicius	BRA	0.65	(5) 24.17	<b>49.98</b> 25.81	0.38
4	3	SHANKLAND Leith	RSA	0.71	(2) 23.94	<b>50.05</b> 26.11	0.45
5	6	HOCKIN Benjamin Thomas	PAR	0.75	(3) 24.02	<b>50.39</b> 26.37	0.79
6	7	YEGOSHIN Yuriy	UKR	0.90	(8) 24.29	<b>50.88</b> 26.59	1.28
7	8	GOSSLAND Thomas David	CAN	0.69	(6) 24.21	<b>50.99</b> 26.78	1.39
8	5	WYPYCH Filip	POL	0.74	(4) 24.10	<b>51.01</b> 26.91	1.41

#### LEGEND

R.T. Reaction time

Timing and Results provided by  **TISSOT**



# Result Book

27th Summer Universiade in Kazan 2013



## Swimming

Men's 100m Freestyle Semifinals







## Start List

Стартовый список

### EVENT NO. 22

	Record	Split	Name	Country	Location	Date
<b>WR</b>	46.91	22.17	CIELO Cesar	BRA	Rome (ITA)	30 JUL 2009
<b>UR</b>	47.98	22.82	GRECHIN Andrey	RUS	Kazan (RUS)	10 JUL 2013

#### Semifinal 1 of 2

Lane	Name	Country	Year of Birth	Qualifying Time	Time	Rank
1	REED Tyler	USA	1988	50.10		
2	SANTUCCI Michele	ITA	1989	49.90		
3	NAKAMURA Katsumi	JPN	1994	49.74		
4	ABOOD Andrew	AUS	1990	49.57		
5	MAJCHRZAK Kacper	POL	1992	49.66		
6	WYNALDA Michael	USA	1992	49.87		
7	BILIS Simonas	LTU	1993	50.03		
8	MAGULA Romain	FRA	1991	50.14		

#### Semifinal 2 of 2

Lane	Name	Country	Year of Birth	Qualifying Time	Time	Rank
1	SHANKLAND Leith	RSA	1991	50.05		
2	TRIBUNTSOV Ralf	EST	1994	49.88		
3	DEGTJARJOV Pjotr	EST	1993	49.68		
4	LOBINTSEV Nikita	RUS	1988	49.13		
5	MOROZOV Vladimir	RUS	1992	49.60		
6	CHEAH Geoffrey Robin	HKG	1990	49.80		
7	WAKED Vinicius	BRA	1987	49.98		
8	BENATTI Lorenzo	ITA	1986	50.11		


#### Reserves

Lane	Name	Country	Year of Birth	Qualifying Time	Time	Rank
	ARNAMNART Daniel	AUS	1989	50.36		

#### LEGEND

**UR** Universiade record

**WR** World record

Timing and Results provided by  **TISSOT**



## Results Summary

Итоговые результаты

EVENT NO. 22


	Record	Split	Name	Country	Location	Date
<b>WR</b>	46.91	22.17	CIELO Cesar	BRA	Rome (ITA)	30 JUL 2009
<b>UR</b>	47.98	22.82	GRECHIN Andrey	RUS	Kazan (RUS)	10 JUL 2013

### Semifinals

Rank	Heat	Lane	Name	Year of Birth	Country Code	R.T.	50m	Time	Time Behind
1	2	5	MOROZOV Vladimir	1992	RUS	0.60	23.21	<b>48.76</b> 25.55	Q
2	2	4	LOBINTSEV Nikita	1988	RUS	0.71	23.43	<b>48.83</b> 25.40	0.07 Q
3	1	2	SANTUCCI Michele	1989	ITA	0.64	23.56	<b>49.43</b> 25.87	0.67 Q
4	1	4	ABOOD Andrew	1990	AUS	0.77	23.50	<b>49.50</b> 26.00	0.74 Q
5	2	3	DEGTJARJOV Pjotr	1993	EST	0.69	23.84	<b>49.56</b> 25.72	0.80 Q
6	1	3	NAKAMURA Katsumi	1994	JPN	0.64	24.19	<b>49.57</b> 25.38	0.81 Q
6	1	6	WYNALDA Michael	1992	USA	0.78	23.91	<b>49.57</b> 25.66	0.81 Q
8	2	8	BENATTI Lorenzo	1986	ITA	0.71	23.52	<b>49.59</b> 26.07	0.83 ?
8	2	7	WAKED Vinicius	1987	BRA	0.63	23.61	<b>49.59</b> 25.98	0.83 ?
10	2	1	SHANKLAND Leith	1991	RSA	0.74	23.45	<b>49.62</b> 26.17	0.86
11	2	6	CHEAH Geoffrey Robin	1990	HKG	0.67	23.70	<b>49.69</b> 25.99	0.93
12	1	5	MAJCHRZAK Kacper	1992	POL	0.68	23.42	<b>49.70</b> 26.28	0.94
13	1	8	MAGULA Romain	1991	FRA	0.67	23.84	<b>49.84</b> 26.00	1.08
14	1	1	REED Tyler	1988	USA	0.66	24.00	<b>49.87</b> 25.87	1.11
15	1	7	BILIS Simonas	1993	LTU	0.74	23.88	<b>49.95</b> 26.07	1.19
16	2	2	TRIBUNTSOV Ralf	1994	EST	0.72	23.79	<b>50.05</b> 26.26	1.29

#### LEGEND

Q Qualified for the next phase      R.T. Reaction time      ? Involved in swim-off

Timing and Results provided by  TISSOT



## Results

Результаты

### EVENT NO. 22


	Record	Split	Name	Country	Location	Date
<b>WR</b>	46.91	22.17	CIELO Cesar	BRA	Rome (ITA)	30 JUL 2009
<b>UR</b>	47.98	22.82	GRECHIN Andrey	RUS	Kazan (RUS)	10 JUL 2013

#### Semifinal 1 of 2

Rank	Lane	Name	Country Code	R.T.	50m	Time	Time Behind
1	2	SANTUCCI Michele	ITA	0.64	(3) 23.56	<b>49.43</b> 25.87	
2	4	ABOOD Andrew	AUS	0.77	(2) 23.50	<b>49.50</b> 26.00	0.07
3	3	NAKAMURA Katsumi	JPN	0.64	(8) 24.19	<b>49.57</b> 25.38	0.14
3	6	WYNALDA Michael	USA	0.78	(6) 23.91	<b>49.57</b> 25.66	0.14
5	5	MAJCHRZAK Kacper	POL	0.68	(1) 23.42	<b>49.70</b> 26.28	0.27
6	8	MAGULA Romain	FRA	0.67	(4) 23.84	<b>49.84</b> 26.00	0.41
7	1	REED Tyler	USA	0.66	(7) 24.00	<b>49.87</b> 25.87	0.44
8	7	BILIS Simonas	LTU	0.74	(5) 23.88	<b>49.95</b> 26.07	0.52

#### LEGEND

R.T. Reaction time

Timing and Results provided by  **TISSOT**



## Results

Результаты

### EVENT NO. 22


	Record	Split	Name	Country	Location	Date
<b>WR</b>	46.91	22.17	CIELO Cesar	BRA	Rome (ITA)	30 JUL 2009
<b>UR</b>	47.98	22.82	GRECHIN Andrey	RUS	Kazan (RUS)	10 JUL 2013

#### Semifinal 2 of 2

Rank	Lane	Name	Country Code	R.T.	50m	Time	Time Behind
1	5	MOROZOV Vladimir	RUS	0.60	(1) 23.21	<b>48.76</b> 25.55	
2	4	LOBINTSEV Nikita	RUS	0.71	(2) 23.43	<b>48.83</b> 25.40	0.07
3	3	DEGTJARJOV Pjotr	EST	0.69	(8) 23.84	<b>49.56</b> 25.72	0.80
4	7	WAKED Vinicius	BRA	0.63	(5) 23.61	<b>49.59</b> 25.98	0.83
4	8	BENATTI Lorenzo	ITA	0.71	(4) 23.52	<b>49.59</b> 26.07	0.83
6	1	SHANKLAND Leith	RSA	0.74	(3) 23.45	<b>49.62</b> 26.17	0.86
7	6	CHEAH Geoffrey Robin	HKG	0.67	(6) 23.70	<b>49.69</b> 25.99	0.93
8	2	TRIBUNTSOV Ralf	EST	0.72	(7) 23.79	<b>50.05</b> 26.26	1.29

#### LEGEND

R.T. Reaction time

Timing and Results provided by  **TISSOT**



## Start List

Стартовый список

### EVENT NO. 22

	Record	Split	Name	Country	Location	Date
<b>WR</b>	46.91	22.17	CIELO Cesar	BRA	Rome (ITA)	30 JUL 2009
<b>UR</b>	47.98	22.82	GRECHIN Andrey	RUS	Kazan (RUS)	10 JUL 2013


#### Swim-Off #

Lane	Name	Country	Year of Birth	Qualifying Time	Time	Rank
4	<b>BENATTI Lorenzo</b>	ITA	1986	49.59		
5	<b>WAKED Vinicius</b>	BRA	1987	49.59		

#### LEGEND

**UR** Universiade record

**WR** World record

Timing and Results provided by  **TISSOT**



## Results

Результаты

### EVENT NO. 22


	Record	Split	Name	Country	Location	Date
<b>WR</b>	46.91	22.17	CIELO Cesar	BRA	Rome (ITA)	30 JUL 2009
<b>UR</b>	47.98	22.82	GRECHIN Andrey	RUS	Kazan (RUS)	10 JUL 2013

#### Swim-Off 1

Rank	Lane	Name	Country Code	R.T.	50m	Time	Time Behind
1	4	<b>BENATTI</b> Lorenzo	ITA	0.69	(1) 24.03	<b>49.41</b> 25.38	
2	5	<b>WAKED</b> Vinicius	BRA	0.64	(2) 24.47	<b>49.64</b> 25.17	0.23

#### LEGEND

R.T. Reaction time

Timing and Results provided by  **TISSOT**



# Result Book

27th Summer Universiade in Kazan 2013



## Swimming

Men's 100m Freestyle Final







## Start List

Стартовый список

### EVENT NO. 22

	Record	Split	Name	Country	Location	Date
<b>WR</b>	46.91	22.17	CIELO Cesar	BRA	Rome (ITA)	30 JUL 2009
<b>UR</b>	47.98	22.82	GRECHIN Andrey	RUS	Kazan (RUS)	10 JUL 2013

#### Final

Lane	Name	Country	Year of Birth	Qualifying Time	Time	Rank
1	WYNALDA Michael	USA	1992	49.57		
2	DEGTJARJOV Pjotr	EST	1993	49.56		
3	SANTUCCI Michele	ITA	1989	49.43		
4	MOROZOV Vladimir	RUS	1992	48.76		
5	LOBINTSEV Nikita	RUS	1988	48.83		
6	ABOOD Andrew	AUS	1990	49.50		
7	NAKAMURA Katsumi	JPN	1994	49.57		
8	BENATTI Lorenzo	ITA	1986	49.59		


#### Reserves

Lane	Name	Country	Year of Birth	Qualifying Time	Time	Rank
	WAKED Vinicius	BRA	1987	49.59		
	SHANKLAND Leith	RSA	1991	49.62		

#### LEGEND

**UR** Universiade record

**WR** World record

Timing and Results provided by  **TISSOT**



## Results

Результаты

### EVENT NO. 22


	Record	Split	Name	Country	Location	Date
<b>WR</b>	46.91	22.17	CIELO Cesar	BRA	Rome (ITA)	30 JUL 2009
<b>UR</b>	47.98	22.82	GRECHIN Andrey	RUS	Kazan (RUS)	10 JUL 2013

### Final

Rank	Lane	Name	Country Code	R.T.	50m	Time	Time Behind
1	4	MOROZOV Vladimir	RUS	0.58	(1) 22.66	<b>47.62</b> 24.96	UR
2	5	LOBINTSEV Nikita	RUS	0.66	(2) 23.06	<b>48.54</b> 25.48	0.92
3	3	SANTUCCI Michele	ITA	0.64	(3) 23.55	<b>49.30</b> 25.75	1.68
4	6	ABOOD Andrew	AUS	0.79	(4) 23.74	<b>49.36</b> 25.62	1.74
5	8	BENATTI Lorenzo	ITA	0.70	(7) 24.32	<b>49.78</b> 25.46	2.16
6	7	NAKAMURA Katsumi	JPN	0.63	(8) 24.37	<b>49.81</b> 25.44	2.19
7	1	WYNALDA Michael	USA	0.74	(6) 24.12	<b>49.93</b> 25.81	2.31
8	2	DEGTJARJOV Pjotr	EST	0.66	(5) 23.76	<b>50.19</b> 26.43	2.57

#### LEGEND

R.T. Reaction time                      UR Universiade record

Timing and Results provided by  **TISSOT**



# Result Book

27th Summer Universiade in Kazan 2013



## Swimming

Men's 200m Freestyle





## Medallists

Медалисты

Medal	Name	Country
GOLD	IZOTOV Danila	RUS - Russian Federation
SILVER	LOBINTSEV Nikita	RUS - Russian Federation
BRONZE	KORZENIOWSKI Pawel	POL - Poland





# Result Book

27th Summer Universiade in Kazan 2013



## Swimming

Men's 200m Freestyle Preliminaries





## Start List

Стартовый список

EVENT NO. 10

REVISED

10 JUL 21:46

	Record	Splits			Name	Country	Location	Date
WR	1:42.00	24.23	50.12	1:16.30	BIEDERMANN Paul	GER	Rome (ITA)	28 JUL 2009
UR	1:47.42	25.25	52.77	1:20.45	RITTER Adam	USA	Bangkok (THA)	13 AUG 2007

### Heat 1 of 7

Lane	Name	Country	Year of Birth	Qualifying Time	Time	Rank
1	NAROSHKIN Pavel	EST	1992			
2	SENANAYAKE Punhasa	SRI	1991	2:08.11		
3	TAN Zachary	SIN	1992	2:04.50		
4	CARUANA DINGLI Edward	MLT	1992	2:00.53		
5	EMER Jairo	AHO	1995	2:01.72		
6	AL HABSI Mohammed	OMA	1991	2:05.00		
7	AL QASMI Aiman	OMA	1992	2:12.00		
8	SAMOULLICH Iouri	ISR	1991			

### Heat 2 of 7

Lane	Name	Country	Year of Birth	Qualifying Time	Time	Rank
1	BERINO Gian Daniel	PHI	1994	1:59.00		
2	CHEPISHEVSKI Gorazd	MKD	1993	1:58.39		
3	XIE Jiale	CHN	1993	1:56.00		
4	VASQUEZ Mauricio	COL	1992	1:55.00		
5	YAU Ka Lam	HKG	1991	1:55.22		
6	HAVALDAR Rohit Rajendra	IND	1989	1:56.00		
7	RAVNDAL Bjarte	NOR	1991	1:58.80		
8	SERRA Joaquin	ARG	1994	1:59.85		

### Heat 3 of 7

Lane	Name	Country	Year of Birth	Qualifying Time	Time	Rank
1	ZHELEV Martin	BUL	1988	1:54.01		
2	SCHNEIDERS Jean-Francois	LUX	1990	1:53.06		
3	RAMIREZ JUAREZ Ramiro	MEX	1990	1:52.70		
4	GALOFRE Julio Cesar	COL	1987	1:52.20		
5	ARTIMON Alin Alexandru	ROU	1992	1:52.30		
6	FU Yongjun	CHN	1992	1:53.00		
7	OHMAR Alexis Wijaya	INA	1994	1:53.55		
8	KUKHARAU Arseni	BLR	1993	1:54.01		



Heat 4 of 7

Lane	Name	Country	Year of Birth	Qualifying Time	Time	Rank
1	CHEUNG Kin Tat Kent	HKG	1992	1:52.08		
2	BILIS Simonas	LTU	1993	1:51.77		
3	RADU Marius	ROU	1992	1:51.60		
4	ALLEN Coleman Carl	CAN	1993	1:51.21		
5	HENRY BEGO Daniel William	MAS	1989	1:51.46		
6	SCHERUEBL Markus	AUT	1992	1:51.75		
7	GONCHAROV Anton	UKR	1990	1:51.87		
8	SIDIQ Triady Fauzi	INA	1991	1:52.12		

Heat 5 of 7

Lane	Name	Country	Year of Birth	Qualifying Time	Time	Rank
1	SZUBA Michal	POL	1993	1:51.07		
2	PEREIRA Mario	POR	1992	1:49.70		
3	HOCKIN Benjamin Thomas	PAR	1986	1:49.05		
4	KORZENIOWSKI Pawel	POL	1985	1:46.87		
5	MAGLIA Gianluca	ITA	1988	1:48.52		
6	FUCHS Theo	FRA	1993	1:49.31		
7	BARBER Matthew	USA	1991	1:49.97		
8	FEBO Jean-Baptiste	SUI	1992	1:51.18		

Heat 6 of 7

Lane	Name	Country	Year of Birth	Qualifying Time	Time	Rank
1	SLEPCHENKO Aleksandr	KGZ	1992	1:50.83		
2	ASBURY Shane	AUS	1989	1:49.48		
3	MAESTRI Riccardo	ITA	1994	1:48.84		
4	LOBINTSEV Nikita	RUS	1988	1:46.59		
5	SHANKLAND Leith	RSA	1991	1:48.11		
6	ISHIBASHI Chiaki	JPN	1991	1:49.07		
7	GUERIN Simon	FRA	1992	1:49.93		
8	HUTCHINS Matt	NZL	1994	1:51.15		

Heat 7 of 7

Lane	Name	Country	Year of Birth	Qualifying Time	Time	Rank
1	WAKED Vinicius	BRA	1987	1:50.00		
2	PAGE Alec Thomas Hansen	CAN	1993	1:49.36		
3	HIDAKA Fumiya	JPN	1994	1:48.72		
4	IZOTOV Danila	RUS	1991	1:46.37		
5	NAPOLEON Ryan	AUS	1990	1:47.51		
6	WYNALDA Michael	USA	1992	1:49.05		
7	KARASEK David	SUI	1987	1:49.90		
8	KONOVALOV Alexi	ISR	1994	1:51.07		

LEGEND

UR Universiade record      WR World record





## Results Summary


Итоговые результаты

EVENT NO. 10

	Record	Splits			Name	Country	Location	Date
<b>WR</b>	1:42.00	24.23	50.12	1:16.30	BIEDERMANN Paul	GER	Rome (ITA)	28 JUL 2009
<b>UR</b>	1:47.42	25.25	52.77	1:20.45	RITTER Adam	USA	Bangkok (THA)	13 AUG 2007

### Heats

Rank	Heat	Lane	Name	Year of Birth	Country Code	R.T.	50m	100m	150m	Time	Time Behind
1	7	4	IZOTOV Danila	1991	RUS	0.74	25.45	52.83	1:20.10	<b>1:47.65</b>	Q
								27.38	27.27	27.55	
2	7	6	WYNALDA Michael	1992	USA	0.78	25.75	53.77	1:21.52	<b>1:48.59</b>	0.94 Q
								28.02	27.75	27.07	
3	7	5	NAPOLEON Ryan	1990	AUS	0.68	25.90	53.87	1:21.88	<b>1:49.11</b>	1.46 Q
								27.97	28.01	27.23	
4	6	4	LOBINTSEV Nikita	1988	RUS	0.68	25.26	53.02	1:20.87	<b>1:49.24</b>	1.59 Q
								27.76	27.85	28.37	
5	5	3	HOCKIN Benjamin Thomas	1986	PAR	0.78	25.41	53.30	1:21.46	<b>1:49.40</b>	1.75 Q
								27.89	28.16	27.94	
6	5	4	KORZENIOWSKI Pawel	1985	POL	0.74	25.76	53.63	1:22.00	<b>1:49.56</b>	1.91 Q
								27.87	28.37	27.56	
7	7	7	KARASEK David	1987	SUI	0.69	25.99	54.23	1:22.14	<b>1:49.68</b>	2.03 Q
								28.24	27.91	27.54	
8	6	3	MAESTRI Riccardo	1994	ITA	0.65	25.83	53.73	1:22.06	<b>1:50.30</b>	2.65 Q
								27.90	28.33	28.24	
9	5	6	FUCHS Theo	1993	FRA	0.76	26.21	54.34	1:22.57	<b>1:50.37</b>	2.72 Q
								28.13	28.23	27.80	
9	6	7	GUERIN Simon	1992	FRA	0.69	26.37	54.29	1:22.57	<b>1:50.37</b>	2.72 Q
								27.92	28.28	27.80	
11	5	5	MAGLIA Gianluca	1988	ITA	0.72	25.40	53.66	1:22.35	<b>1:50.39</b>	2.74 Q
								28.26	28.69	28.04	
12	5	7	BARBER Matthew	1991	USA	0.66	25.96	53.73	1:21.87	<b>1:50.47</b>	2.82 Q
								27.77	28.14	28.60	
13	4	2	BILIS Simonas	1993	LTU	0.78	25.62	53.40	1:21.86	<b>1:50.48</b>	2.83 Q
								27.78	28.46	28.62	
14	6	6	ISHIBASHI Chiaki	1991	JPN	0.69	25.71	53.91	1:22.58	<b>1:50.51</b>	2.86 Q
								28.20	28.67	27.93	
15	6	2	ASBURY Shane	1989	AUS	0.73	25.78	54.24	1:22.20	<b>1:50.53</b>	2.88 Q
								28.46	27.96	28.33	
16	7	3	HIDAKA Fumiya	1994	JPN	0.70	25.79	53.65	1:22.21	<b>1:50.68</b>	3.03 Q
								27.86	28.56	28.47	
17	5	2	PEREIRA Mario	1992	POR	0.67	26.12	54.35	1:22.42	<b>1:50.69</b>	3.04
								28.23	28.07	28.27	
18	7	2	PAGE Alec Thomas Hansen	1993	CAN	0.68	26.02	54.17	1:22.57	<b>1:50.79</b>	3.14
								28.15	28.40	28.22	
19	5	8	FEBO Jean-Baptiste	1992	SUI	0.70	25.58	53.46	1:22.16	<b>1:50.96</b>	3.31
								27.88	28.70	28.80	
20	4	5	HENRY BEGO Daniel William	1989	MAS	0.70	26.13	54.44	1:23.46	<b>1:51.10</b>	3.45
								28.31	29.02	27.64	
21	7	1	WAKED Vinicius	1987	BRA	0.65	26.22	54.79	1:23.34	<b>1:51.46</b>	3.81
								28.57	28.55	28.12	
22	6	5	SHANKLAND Leith	1991	RSA	0.72	25.08	53.31	1:21.94	<b>1:51.83</b>	4.18
								28.23	28.63	29.89	
23	5	1	SZUBA Michal	1993	POL	0.76	26.52	54.78	1:23.54	<b>1:52.26</b>	4.61
								28.26	28.76	28.72	
24	7	8	KONOVALOV Alexi	1994	ISR	0.70	26.23	54.86	1:24.33	<b>1:52.77</b>	5.12
								28.63	29.47	28.44	
25	3	4	GALOFRE Julio Cesar	1987	COL	0.75	26.74	55.80	1:24.73	<b>1:52.86</b>	5.21
								29.06	28.93	28.13	

Timing and Results provided by  TISSOT



Heats

Rank	Heat	Lane	Name	Year of Birth	Country Code	R.T.	50m	100m	150m	Time	Time Behind
26	4	3	RADU Marius	1992	ROU	0.76	25.95	54.18	1:23.40	<b>1:52.90</b>	5.25
								28.23	29.22	29.50	
27	1	8	SAMOULLICH Iouri	1991	ISR	0.74	26.07	54.39	1:23.34	<b>1:52.92</b>	5.27
								28.32	28.95	29.58	
28	4	4	ALLEN Coleman Carl	1993	CAN	0.66	26.51	55.01	1:23.93	<b>1:53.10</b>	5.45
								28.50	28.92	29.17	
29	4	6	SCHERUEBL Markus	1992	AUT	0.76	26.70	55.27	1:24.56	<b>1:53.16</b>	5.51
								28.57	29.29	28.60	
30	4	7	GONCHAROV Anton	1990	UKR	0.75	26.95	55.81	1:24.87	<b>1:53.30</b>	5.65
								28.86	29.06	28.43	
31	3	3	RAMIREZ JUAREZ Ramiro	1990	MEX	0.75	27.20	56.31	1:25.25	<b>1:53.39</b>	5.74
								29.11	28.94	28.14	
32	3	8	KUKHARAU Arseni	1993	BLR	0.71	27.27	56.24	1:25.40	<b>1:53.74</b>	6.09
								28.97	29.16	28.34	
33	6	8	HUTCHINS Matt	1994	NZL	0.75	25.85	54.39	1:23.97	<b>1:53.84</b>	6.19
								28.54	29.58	29.87	
34	4	8	SIDIQ Triady Fauzi	1991	INA	0.61	26.67	56.18	1:25.64	<b>1:53.87</b>	6.22
								29.51	29.46	28.23	
35	3	5	ARTIMON Alin Alexandru	1992	ROU	0.78	27.07	56.14	1:25.40	<b>1:54.44</b>	6.79
								29.07	29.26	29.04	
36	2	3	XIE Jiale	1993	CHN	0.77	27.24	56.37	1:25.82	<b>1:54.59</b>	6.94
								29.13	29.45	28.77	
37	3	1	ZHELEV Martin	1988	BUL	0.72	26.77	56.34	1:26.29	<b>1:55.55</b>	7.90
								29.57	29.95	29.26	
38	2	5	YAU Ka Lam	1991	HKG	0.75	27.36	56.35	1:25.49	<b>1:55.88</b>	8.23
								28.99	29.14	30.39	
39	3	7	OHMAR Alexis Wijaya	1994	INA	0.69	27.96	57.54	1:27.60	<b>1:56.29</b>	8.64
								29.58	30.06	28.69	
40	3	6	FU Yongjun	1992	CHN	0.71	27.33	56.95	1:27.02	<b>1:56.42</b>	8.77
								29.62	30.07	29.40	
41	2	2	CHEPISHEVSKI Gorazd	1993	MKD	0.66	27.24	56.70	1:26.81	<b>1:57.09</b>	9.44
								29.46	30.11	30.28	
42	4	1	CHEUNG Kin Tat Kent	1992	HKG	0.75	27.17	57.24	1:27.17	<b>1:57.37</b>	9.72
								30.07	29.93	30.20	
43	2	6	HAVALDAR Rohit Rajendra	1989	IND	0.75	26.82	56.37	1:26.78	<b>1:57.66</b>	10.01
								29.55	30.41	30.88	
44	2	4	VASQUEZ Mauricio	1992	COL	0.69	27.54	57.27	1:27.27	<b>1:58.12</b>	10.47
								29.73	30.00	30.85	
45	2	7	RAVNDAL Bjarte	1991	NOR	0.73	26.79	56.84	1:27.49	<b>1:58.33</b>	10.68
								30.05	30.65	30.84	
46	1	1	NAROSHKIN Pavel	1992	EST	0.71	27.35	57.42	1:28.77	<b>1:59.26</b>	11.61
								30.07	31.35	30.49	
47	6	1	SLEPCHENKO Aleksandr	1992	KGZ	0.86	27.01	56.87	1:28.13	<b>1:59.71</b>	12.06
								29.86	31.26	31.58	
48	2	1	BERINO Gian Daniel	1994	PHI	0.68	28.11	58.66	1:31.06	<b>2:02.29</b>	14.64
								30.55	32.40	31.23	
49	2	8	SERRA Joaquin	1994	ARG	0.70	27.37	58.36	1:30.27	<b>2:02.38</b>	14.73
								30.99	31.91	32.11	
50	1	4	CARUANA DINGLI Edward	1992	MLT	0.75	27.98	58.75	1:30.52	<b>2:02.46</b>	14.81
								30.77	31.77	31.94	
51	1	3	TAN Zachary	1992	SIN	0.75	28.38	59.55	1:31.99	<b>2:03.93</b>	16.28
								31.17	32.44	31.94	
52	1	5	EMER Jairo	1995	AHO	0.64	28.84	1:00.83	1:33.46	<b>2:05.89</b>	18.24
								31.99	32.63	32.43	
53	1	6	AL HABSİ Mohammed	1991	OMA	0.93	30.35	1:03.35	1:36.70	<b>2:08.16</b>	20.51
								33.00	33.35	31.46	
54	1	7	AL QASMI Aiman	1992	OMA	0.77	30.46	1:03.32	1:36.67	<b>2:09.39</b>	21.74
								32.86	33.35	32.72	



Heats


Rank	Heat	Lane	Name	Year of Birth	Country Code	R.T.	50m	100m	150m	Time	Time Behind
55	1	2	SENANAYAKE Punhasa	1991	SRI	0.73	29.87	1:02.99	1:37.19	<b>2:11.84</b>	24.19
	3	2	SCHNEIDERS Jean-Francois	1990	LUX			33.12	34.20	34.65	DNS

LEGEND

DNS Did not start

Q Qualified for the next phase

R.T. Reaction time

Timing and Results provided by  **TISSOT**



## Results

Результаты

### EVENT NO. 10


	Record	Splits			Name	Country	Location	Date
<b>WR</b>	1:42.00	24.23	50.12	1:16.30	BIEDERMANN Paul	GER	Rome (ITA)	28 JUL 2009
<b>UR</b>	1:47.42	25.25	52.77	1:20.45	RITTER Adam	USA	Bangkok (THA)	13 AUG 2007

#### Heat 1 of 7

Rank	Lane	Name	Country Code	R.T.	50m	100m	150m	Time	Time Behind
1	8	SAMOULLICH Iouri	ISR	0.74	(1) 26.07	(1) 54.39 28.32	(1) 1:23.34 28.95	<b>1:52.92</b>	
2	1	NAROSHKIN Pavel	EST	0.71	(2) 27.35	(2) 57.42 30.07	(2) 1:28.77 31.35	<b>1:59.26</b>	6.34
3	4	CARUANA DINGLI Edward	MLT	0.75	(3) 27.98	(3) 58.75 30.77	(3) 1:30.52 31.77	<b>2:02.46</b>	9.54
4	3	TAN Zachary	SIN	0.75	(4) 28.38	(4) 59.55 31.17	(4) 1:31.99 32.44	<b>2:03.93</b>	11.01
5	5	EMER Jairo	AHO	0.64	(5) 28.84	(5) 1:00.83 31.99	(5) 1:33.46 32.63	<b>2:05.89</b>	12.97
6	6	AL HABSI Mohammed	OMA	0.93	(7) 30.35	(8) 1:03.35 33.00	(7) 1:36.70 33.35	<b>2:08.16</b>	15.24
7	7	AL QASMI Aiman	OMA	0.77	(8) 30.46	(7) 1:03.32 32.86	(6) 1:36.67 33.35	<b>2:09.39</b>	16.47
8	2	SENANAYAKE Punhasa	SRI	0.73	(6) 29.87	(6) 1:02.99 33.12	(8) 1:37.19 34.20	<b>2:11.84</b>	18.92

#### LEGEND

R.T. Reaction time

Timing and Results provided by  **TISSOT**



## Results

Результаты

### EVENT NO. 10


	Record	Splits			Name	Country	Location	Date
<b>WR</b>	1:42.00	24.23	50.12	1:16.30	BIEDERMANN Paul	GER	Rome (ITA)	28 JUL 2009
<b>UR</b>	1:47.42	25.25	52.77	1:20.45	RITTER Adam	USA	Bangkok (THA)	13 AUG 2007

#### Heat 2 of 7

Rank	Lane	Name	Country Code	R.T.	50m	100m	150m	Time	Time Behind
1	3	XIE Jiale	CHN	0.77	(3) 27.24	(2) 56.37 29.13	(2) 1:25.82 29.45	<b>1:54.59</b>	
2	5	YAU Ka Lam	HKG	0.75	(5) 27.36	(1) 56.35 28.99	(1) 1:25.49 29.14	<b>1:55.88</b>	1.29
3	2	CHEPISHEVSKI Gorazd	MKD	0.66	(3) 27.24	(4) 56.70 29.46	(4) 1:26.81 30.11	<b>1:57.09</b>	2.50
4	6	HAVALDAR Rohit Rajendra	IND	0.75	(2) 26.82	(2) 56.37 29.55	(3) 1:26.78 30.41	<b>1:57.66</b>	3.07
5	4	VASQUEZ Mauricio	COL	0.69	(7) 27.54	(6) 57.27 29.73	(5) 1:27.27 30.00	<b>1:58.12</b>	3.53
6	7	RAVNDAL Bjarte	NOR	0.73	(1) 26.79	(5) 56.84 30.05	(6) 1:27.49 30.65	<b>1:58.33</b>	3.74
7	1	BERINO Gian Daniel	PHI	0.68	(8) 28.11	(8) 58.66 30.55	(8) 1:31.06 32.40	<b>2:02.29</b>	7.70
8	8	SERRA Joaquin	ARG	0.70	(6) 27.37	(7) 58.36 30.99	(7) 1:30.27 31.91	<b>2:02.38</b>	7.79

#### LEGEND

R.T. Reaction time

Timing and Results provided by  TISSOT



## Results

Результаты

### EVENT NO. 10

	Record	Splits			Name	Country	Location	Date
<b>WR</b>	1:42.00	24.23	50.12	1:16.30	BIEDERMANN Paul	GER	Rome (ITA)	28 JUL 2009
<b>UR</b>	1:47.42	25.25	52.77	1:20.45	RITTER Adam	USA	Bangkok (THA)	13 AUG 2007


#### Heat 3 of 7

Rank	Lane	Name	Country Code	R.T.	50m	100m	150m	Time	Time Behind
1	4	<b>GALOFRE Julio Cesar</b>	COL	0.75	(1) 26.74	(1) 55.80 29.06	(1) 1:24.73 28.93	<b>1:52.86</b>	
2	3	<b>RAMIREZ JUAREZ Ramiro</b>	MEX	0.75	(4) 27.20	(4) 56.31 29.11	(2) 1:25.25 28.94	<b>1:53.39</b>	0.53
3	8	<b>KUKHARAU Arseni</b>	BLR	0.71	(5) 27.27	(3) 56.24 28.97	(3) 1:25.40 29.16	<b>1:53.74</b>	0.88
4	5	<b>ARTIMON Alin Alexandru</b>	ROU	0.78	(3) 27.07	(2) 56.14 29.07	(3) 1:25.40 29.26	<b>1:54.44</b>	1.58
5	1	<b>ZHELEV Martin</b>	BUL	0.72	(2) 26.77	(5) 56.34 29.57	(5) 1:26.29 29.95	<b>1:55.55</b>	2.69
6	7	<b>OHMAR Alexis Wijaya</b>	INA	0.69	(7) 27.96	(7) 57.54 29.58	(7) 1:27.60 30.06	<b>1:56.29</b>	3.43
7	6	<b>FU Yongjun</b>	CHN	0.71	(6) 27.33	(6) 56.95 29.62	(6) 1:27.02 30.07	<b>1:56.42</b>	3.56
	2	<b>SCHNEIDERS Jean-Francois</b>	LUX					<b>DNS</b>	

#### LEGEND

DNS Did not start

R.T. Reaction time

Timing and Results provided by  **TISSOT**



## Results

Результаты

### EVENT NO. 10


	Record	Splits			Name	Country	Location	Date
<b>WR</b>	1:42.00	24.23	50.12	1:16.30	BIEDERMANN Paul	GER	Rome (ITA)	28 JUL 2009
<b>UR</b>	1:47.42	25.25	52.77	1:20.45	RITTER Adam	USA	Bangkok (THA)	13 AUG 2007

#### Heat 4 of 7

Rank	Lane	Name	Country Code	R.T.	50m	100m	150m	Time	Time Behind
1	2	BILIS Simonas	LTU	0.78	(1) 25.62	(1) 53.40 27.78	(1) 1:21.86 28.46	<b>1:50.48</b>	
2	5	HENRY BEGO Daniel William	MAS	0.70	(3) 26.13	(3) 54.44 28.31	(3) 1:23.46 29.02	<b>1:51.10</b>	0.62
3	3	RADU Marius	ROU	0.76	(2) 25.95	(2) 54.18 28.23	(2) 1:23.40 29.22	<b>1:52.90</b>	2.42
4	4	ALLEN Coleman Carl	CAN	0.66	(4) 26.51	(4) 55.01 28.50	(4) 1:23.93 28.92	<b>1:53.10</b>	2.62
5	6	SCHERUEBL Markus	AUT	0.76	(6) 26.70	(5) 55.27 28.57	(5) 1:24.56 29.29	<b>1:53.16</b>	2.68
6	7	GONCHAROV Anton	UKR	0.75	(7) 26.95	(6) 55.81 28.86	(6) 1:24.87 29.06	<b>1:53.30</b>	2.82
7	8	SIDIQ Triady Fauzi	INA	0.61	(5) 26.67	(7) 56.18 29.51	(7) 1:25.64 29.46	<b>1:53.87</b>	3.39
8	1	CHEUNG Kin Tat Kent	HKG	0.75	(8) 27.17	(8) 57.24 30.07	(8) 1:27.17 29.93	<b>1:57.37</b>	6.89

#### LEGEND

R.T. Reaction time

Timing and Results provided by  **TISSOT**





## Results

Результаты

### EVENT NO. 10


	Record	Splits			Name	Country	Location	Date
<b>WR</b>	1:42.00	24.23	50.12	1:16.30	BIEDERMANN Paul	GER	Rome (ITA)	28 JUL 2009
<b>UR</b>	1:47.42	25.25	52.77	1:20.45	RITTER Adam	USA	Bangkok (THA)	13 AUG 2007

#### Heat 5 of 7

Rank	Lane	Name	Country Code	R.T.	50m	100m	150m	Time	Time Behind
1	3	<b>HOCKIN Benjamin Thomas</b>	PAR	0.78	(2) 25.41	(1) 53.30 27.89	(1) 1:21.46 28.16	<b>1:49.40</b>	
2	4	<b>KORZENIOWSKI Pawel</b>	POL	0.74	(4) 25.76	(3) 53.63 27.87	(3) 1:22.00 28.37	<b>1:49.56</b>	0.16
3	6	<b>FUCHS Theo</b>	FRA	0.76	(7) 26.21	(6) 54.34 28.13	(7) 1:22.57 28.23	<b>1:50.37</b>	0.97
4	5	<b>MAGLIA Gianluca</b>	ITA	0.72	(1) 25.40	(4) 53.66 28.26	(5) 1:22.35 28.69	<b>1:50.39</b>	0.99
5	7	<b>BARBER Matthew</b>	USA	0.66	(5) 25.96	(5) 53.73 27.77	(2) 1:21.87 28.14	<b>1:50.47</b>	1.07
6	2	<b>PEREIRA Mario</b>	POR	0.67	(6) 26.12	(7) 54.35 28.23	(6) 1:22.42 28.07	<b>1:50.69</b>	1.29
7	8	<b>FEBO Jean-Baptiste</b>	SUI	0.70	(3) 25.58	(2) 53.46 27.88	(4) 1:22.16 28.70	<b>1:50.96</b>	1.56
8	1	<b>SZUBA Michal</b>	POL	0.76	(8) 26.52	(8) 54.78 28.26	(8) 1:23.54 28.76	<b>1:52.26</b>	2.86

#### LEGEND

R.T. Reaction time

Timing and Results provided by  **TISSOT**



## Results

Результаты

### EVENT NO. 10


	Record	Splits			Name	Country	Location	Date
<b>WR</b>	1:42.00	24.23	50.12	1:16.30	BIEDERMANN Paul	GER	Rome (ITA)	28 JUL 2009
<b>UR</b>	1:47.42	25.25	52.77	1:20.45	RITTER Adam	USA	Bangkok (THA)	13 AUG 2007

#### Heat 6 of 7

Rank	Lane	Name	Country Code	R.T.	50m	100m	150m	Time	Time Behind
1	4	<b>LOBINTSEV Nikita</b>	RUS	0.68	(2) 25.26	(1) 53.02 27.76	(1) 1:20.87 27.85	<b>1:49.24</b> 28.37	
2	3	<b>MAESTRI Riccardo</b>	ITA	0.65	(5) 25.83	(3) 53.73 27.90	(3) 1:22.06 28.33	<b>1:50.30</b> 28.24	1.06
3	7	<b>GUERIN Simon</b>	FRA	0.69	(7) 26.37	(6) 54.29 27.92	(5) 1:22.57 28.28	<b>1:50.37</b> 27.80	1.13
4	6	<b>ISHIBASHI Chiaki</b>	JPN	0.69	(3) 25.71	(4) 53.91 28.20	(6) 1:22.58 28.67	<b>1:50.51</b> 27.93	1.27
5	2	<b>ASBURY Shane</b>	AUS	0.73	(4) 25.78	(5) 54.24 28.46	(4) 1:22.20 27.96	<b>1:50.53</b> 28.33	1.29
6	5	<b>SHANKLAND Leith</b>	RSA	0.72	(1) 25.08	(2) 53.31 28.23	(2) 1:21.94 28.63	<b>1:51.83</b> 29.89	2.59
7	8	<b>HUTCHINS Matt</b>	NZL	0.75	(6) 25.85	(7) 54.39 28.54	(7) 1:23.97 29.58	<b>1:53.84</b> 29.87	4.60
8	1	<b>SLEPCHENKO Aleksandr</b>	KGZ	0.86	(8) 27.01	(8) 56.87 29.86	(8) 1:28.13 31.26	<b>1:59.71</b> 31.58	10.47

#### LEGEND

R.T. Reaction time

Timing and Results provided by  **TISSOT**



## Results

Результаты

### EVENT NO. 10


	Record	Splits			Name	Country	Location	Date
<b>WR</b>	1:42.00	24.23	50.12	1:16.30	BIEDERMANN Paul	GER	Rome (ITA)	28 JUL 2009
<b>UR</b>	1:47.42	25.25	52.77	1:20.45	RITTER Adam	USA	Bangkok (THA)	13 AUG 2007

#### Heat 7 of 7

Rank	Lane	Name	Country Code	R.T.	50m	100m	150m	Time	Time Behind
1	4	IZOTOV Danila	RUS	0.74	(1) 25.45	(1) 52.83 27.38	(1) 1:20.10 27.27	<b>1:47.65</b>	
2	6	WYNALDA Michael	USA	0.78	(2) 25.75	(3) 53.77 28.02	(2) 1:21.52 27.75	<b>1:48.59</b>	0.94
3	5	NAPOLEON Ryan	AUS	0.68	(4) 25.90	(4) 53.87 27.97	(3) 1:21.88 28.01	<b>1:49.11</b>	1.46
4	7	KARASEK David	SUI	0.69	(5) 25.99	(6) 54.23 28.24	(4) 1:22.14 27.91	<b>1:49.68</b>	2.03
5	3	HIDAKA Fumiya	JPN	0.70	(3) 25.79	(2) 53.65 27.86	(5) 1:22.21 28.56	<b>1:50.68</b>	3.03
6	2	PAGE Alec Thomas Hansen	CAN	0.68	(6) 26.02	(5) 54.17 28.15	(6) 1:22.57 28.40	<b>1:50.79</b>	3.14
7	1	WAKED Vinicius	BRA	0.65	(7) 26.22	(7) 54.79 28.57	(7) 1:23.34 28.55	<b>1:51.46</b>	3.81
8	8	KONOVALOV Alexi	ISR	0.70	(8) 26.23	(8) 54.86 28.63	(8) 1:24.33 29.47	<b>1:52.77</b>	5.12

#### LEGEND

R.T. Reaction time

Timing and Results provided by  **TISSOT**



# Result Book

27th Summer Universiade in Kazan 2013



## Swimming

Men's 200m Freestyle Semifinals





## Start List

Стартовый список

### EVENT NO. 10

	Record	Splits			Name	Country	Location	Date
<b>WR</b>	1:42.00	24.23	50.12	1:16.30	BIEDERMANN Paul	GER	Rome (ITA)	28 JUL 2009
<b>UR</b>	1:47.42	25.25	52.77	1:20.45	RITTER Adam	USA	Bangkok (THA)	13 AUG 2007

#### Semifinal 1 of 2

Lane	Name	Country	Year of Birth	Qualifying Time	Time	Rank
1	ASBURY Shane	AUS	1989	1:50.53		
2	MAGLIA Gianluca	ITA	1988	1:50.39		
3	KORZENIOWSKI Pawel	POL	1985	1:49.56		
4	WYNALDA Michael	USA	1992	1:48.59		
5	LOBINTSEV Nikita	RUS	1988	1:49.24		
6	FUCHS Theo	FRA	1993	1:50.37		
7	BILIS Simonas	LTU	1993	1:50.48		
8	PEREIRA Mario	POR	1992	1:50.69		

#### Semifinal 2 of 2

Lane	Name	Country	Year of Birth	Qualifying Time	Time	Rank
1	ISHIBASHI Chiaki	JPN	1991	1:50.51		
2	GUERIN Simon	FRA	1992	1:50.37		
3	HOCKIN Benjamin Thomas	PAR	1986	1:49.40		
4	IZOTOV Danila	RUS	1991	1:47.65		
5	NAPOLEON Ryan	AUS	1990	1:49.11		
6	MAESTRI Riccardo	ITA	1994	1:50.30		
7	BARBER Matthew	USA	1991	1:50.47		
8	HIDAKA Fumiya	JPN	1994	1:50.68		


#### Reserves

Lane	Name	Country	Year of Birth	Qualifying Time	Time	Rank
	PAGE Alec Thomas Hansen	CAN	1993	1:50.79		
	FEBO Jean-Baptiste	SUI	1992	1:50.96		

#### LEGEND

**UR** Universiade record

**WR** World record

Timing and Results provided by  **TISSOT**



## Results Summary

Итоговые результаты

EVENT NO. 10


	Record	Splits			Name	Country	Location	Date
<b>WR</b>	1:42.00	24.23	50.12	1:16.30	BIEDERMANN Paul	GER	Rome (ITA)	28 JUL 2009
<b>UR</b>	1:47.42	25.25	52.77	1:20.45	RITTER Adam	USA	Bangkok (THA)	13 AUG 2007

### Semifinals

Rank	Heat	Lane	Name	Year of Birth	Country Code	R.T.	50m	100m	150m	Time	Time Behind
1	2	4	IZOTOV Danila	1991	RUS	0.72	25.21	52.68	1:19.71	<b>1:47.03</b>	UR
								27.47	27.03	27.32	Q
2	1	5	LOBINTSEV Nikita	1988	RUS	0.66	24.76	51.60	1:19.30	<b>1:47.20</b>	0.17 Q
								26.84	27.70	27.90	
3	1	4	WYNALDA Michael	1992	USA	0.80	25.08	52.00	1:19.44	<b>1:47.59</b>	0.56 Q
								26.92	27.44	28.15	
4	1	3	KORZENIOWSKI Pawel	1985	POL	0.71	25.58	52.92	1:20.45	<b>1:47.79</b>	0.76 Q
								27.34	27.53	27.34	
5	2	5	NAPOLEON Ryan	1990	AUS	0.69	25.85	53.54	1:21.43	<b>1:48.52</b>	1.49 Q
								27.69	27.89	27.09	
6	2	3	HOCKIN Benjamin Thomas	1986	PAR	0.74	25.43	53.20	1:21.56	<b>1:49.01</b>	1.98 Q
								27.77	28.36	27.45	
7	2	8	HIDAKA Fumiya	1994	JPN	0.66	25.59	53.28	1:21.37	<b>1:49.02</b>	1.99 Q
								27.69	28.09	27.65	
8	2	2	GUERIN Simon	1992	FRA	0.68	25.99	53.39	1:21.52	<b>1:49.05</b>	2.02 Q
								27.40	28.13	27.53	
9	2	1	ISHIBASHI Chiaki	1991	JPN	0.67	25.30	53.00	1:21.24	<b>1:49.08</b>	2.05
								27.70	28.24	27.84	
10	1	6	FUCHS Theo	1993	FRA	0.72	25.73	53.07	1:21.44	<b>1:49.45</b>	2.42
								27.34	28.37	28.01	
11	1	1	ASBURY Shane	1989	AUS	0.72	25.80	53.64	1:22.09	<b>1:50.12</b>	3.09
								27.84	28.45	28.03	
12	1	2	MAGLIA Gianluca	1988	ITA	0.67	25.49	53.14	1:21.71	<b>1:50.16</b>	3.13
								27.65	28.57	28.45	
13	2	7	BARBER Matthew	1991	USA	0.63	26.20	54.07	1:21.95	<b>1:50.29</b>	3.26
								27.87	27.88	28.34	
14	2	6	MAESTRI Riccardo	1994	ITA	0.62	25.89	53.84	1:22.05	<b>1:50.44</b>	3.41
								27.95	28.21	28.39	
15	1	7	BILIS Simonas	1993	LTU	0.74	25.45	53.15	1:21.52	<b>1:50.63</b>	3.60
								27.70	28.37	29.11	
16	1	8	PEREIRA Mario	1992	POR	0.61	25.95	54.22	1:22.96	<b>1:51.78</b>	4.75
								28.27	28.74	28.82	

#### LEGEND

Q Qualified for the next phase      R.T. Reaction time      UR Universiade record

Timing and Results provided by  TISSOT





## Results

Результаты

### EVENT NO. 10


	Record	Splits			Name	Country	Location	Date
<b>WR</b>	1:42.00	24.23	50.12	1:16.30	BIEDERMANN Paul	GER	Rome (ITA)	28 JUL 2009
<b>UR</b>	1:47.42	25.25	52.77	1:20.45	RITTER Adam	USA	Bangkok (THA)	13 AUG 2007

#### Semifinal 1 of 2

Rank	Lane	Name	Country Code	R.T.	50m	100m	150m	Time	Time Behind
1	5	LOBINTSEV Nikita	RUS	0.66	(1) 24.76	(1) 51.60 26.84	(1) 1:19.30 27.70	<b>1:47.20</b>	UR
2	4	WYNALDA Michael	USA	0.80	(2) 25.08	(2) 52.00 26.92	(2) 1:19.44 27.44	<b>1:47.59</b>	0.39
3	3	KORZENIOWSKI Pawel	POL	0.71	(5) 25.58	(3) 52.92 27.34	(3) 1:20.45 27.53	<b>1:47.79</b>	0.59
4	6	FUCHS Theo	FRA	0.72	(6) 25.73	(4) 53.07 27.34	(4) 1:21.44 28.37	<b>1:49.45</b>	2.25
5	1	ASBURY Shane	AUS	0.72	(7) 25.80	(7) 53.64 27.84	(7) 1:22.09 28.45	<b>1:50.12</b>	2.92
6	2	MAGLIA Gianluca	ITA	0.67	(4) 25.49	(5) 53.14 27.65	(6) 1:21.71 28.57	<b>1:50.16</b>	2.96
7	7	BILIS Simonas	LTU	0.74	(3) 25.45	(6) 53.15 27.70	(5) 1:21.52 28.37	<b>1:50.63</b>	3.43
8	8	PEREIRA Mario	POR	0.61	(8) 25.95	(8) 54.22 28.27	(8) 1:22.96 28.74	<b>1:51.78</b>	4.58

#### LEGEND

R.T. Reaction time                      UR Universiade record

Timing and Results provided by  **TISSOT**





## Results

Результаты

### EVENT NO. 10

	Record	Splits			Name	Country	Location	Date
<b>WR</b>	1:42.00	24.23	50.12	1:16.30	BIEDERMANN Paul	GER	Rome (ITA)	28 JUL 2009
<b>UR</b>	1:47.20	24.76	51.60	1:19.30	LOBINTSEV Nikita	RUS	Kazan	11 JUL 2013

#### Semifinal 2 of 2

Rank	Lane	Name	Country Code	R.T.	50m	100m	150m	Time	Time Behind
1	4	IZOTOV Danila	RUS	0.72	(1) 25.21	(1) 52.68 27.47	(1) 1:19.71 27.03	<b>1:47.03</b>	UR
2	5	NAPOLEON Ryan	AUS	0.69	(5) 25.85	(6) 53.54 27.69	(4) 1:21.43 27.89	<b>1:48.52</b>	1.49
3	3	HOCKIN Benjamin Thomas	PAR	0.74	(3) 25.43	(3) 53.20 27.77	(6) 1:21.56 28.36	<b>1:49.01</b>	1.98
4	8	HIDAKA Fumiya	JPN	0.66	(4) 25.59	(4) 53.28 27.69	(3) 1:21.37 28.09	<b>1:49.02</b>	1.99
5	2	GUERIN Simon	FRA	0.68	(7) 25.99	(5) 53.39 27.40	(5) 1:21.52 28.13	<b>1:49.05</b>	2.02
6	1	ISHIBASHI Chiaki	JPN	0.67	(2) 25.30	(2) 53.00 27.70	(2) 1:21.24 28.24	<b>1:49.08</b>	2.05
7	7	BARBER Matthew	USA	0.63	(8) 26.20	(8) 54.07 27.87	(7) 1:21.95 27.88	<b>1:50.29</b>	3.26
8	6	MAESTRI Riccardo	ITA	0.62	(6) 25.89	(7) 53.84 27.95	(8) 1:22.05 28.21	<b>1:50.44</b>	3.41

#### LEGEND

R.T. Reaction time                      UR Universiade record

Timing and Results provided by  TISSOT



# Result Book

27th Summer Universiade in Kazan 2013



## Swimming

Men's 200m Freestyle Final





## Start List

Стартовый список

### EVENT NO. 10

	Record	Splits			Name	Country	Location	Date
<b>WR</b>	1:42.00	24.23	50.12	1:16.30	BIEDERMANN Paul	GER	Rome (ITA)	28 JUL 2009
<b>UR</b>	1:47.03	25.21	52.68	1:19.71	IZOTOV Danila	RUS	Kazan	11 JUL 2013

#### Final

Lane	Name	Country	Year of Birth	Qualifying Time	Time	Rank
1	HIDAKA Fumiya	JPN	1994	1:49.02		
2	NAPOLEON Ryan	AUS	1990	1:48.52		
3	WYNALDA Michael	USA	1992	1:47.59		
4	IZOTOV Danila	RUS	1991	1:47.03		
5	LOBINTSEV Nikita	RUS	1988	1:47.20		
6	KORZENIOWSKI Pawel	POL	1985	1:47.79		
7	HOCKIN Benjamin Thomas	PAR	1986	1:49.01		
8	GUERIN Simon	FRA	1992	1:49.05		


#### Reserves

Lane	Name	Country	Year of Birth	Qualifying Time	Time	Rank
	ISHIBASHI Chiaki	JPN	1991	1:49.08		
	FUCHS Theo	FRA	1993	1:49.45		

#### LEGEND

**UR** Universiade record

**WR** World record

Timing and Results provided by  **TISSOT**



## Results

Результаты

### EVENT NO. 10


	Record	Splits			Name	Country	Location	Date
WR	1:42.00	24.23	50.12	1:16.30	BIEDERMANN Paul	GER	Rome (ITA)	28 JUL 2009
UR	1:47.03	25.21	52.68	1:19.71	IZOTOV Danila	RUS	Kazan	11 JUL 2013

#### Final

Rank	Lane	Name	Country Code	R.T.	50m	100m	150m	Time	Time Behind
1	4	IZOTOV Danila	RUS	0.79	(3) 25.02	(3) 52.01 26.99	(1) 1:18.39 26.38	<b>1:45.48</b> 27.09	UR
2	5	LOBINTSEV Nikita	RUS	0.65	(1) 24.82	(1) 51.67 26.85	(2) 1:19.13 27.46	<b>1:46.30</b> 27.17	0.82
3	6	KORZENIOWSKI Pawel	POL	0.74	(6) 25.55	(4) 52.60 27.05	(4) 1:19.93 27.33	<b>1:46.91</b> 26.98	1.43
4	3	WYNALDA Michael	USA	0.76	(2) 24.99	(2) 51.81 26.82	(3) 1:19.17 27.36	<b>1:47.65</b> 28.48	2.17
5	2	NAPOLEON Ryan	AUS	0.66	(5) 25.52	(6) 52.83 27.31	(5) 1:20.70 27.87	<b>1:48.39</b> 27.69	2.91
6	1	HIDAKA Fumiya	JPN	0.65	(7) 25.75	(8) 53.37 27.62	(8) 1:21.55 28.18	<b>1:48.82</b> 27.27	3.34
7	7	HOCKIN Benjamin Thomas	PAR	0.78	(4) 25.16	(5) 52.62 27.46	(6) 1:20.79 28.17	<b>1:48.88</b> 28.09	3.40
8	8	GUERIN Simon	FRA	0.66	(8) 25.90	(7) 53.20 27.30	(7) 1:21.47 28.27	<b>1:49.38</b> 27.91	3.90

#### LEGEND

R.T. Reaction time                      UR Universiade record

Timing and Results provided by  **TISSOT**





# Result Book

27th Summer Universiade in Kazan 2013



## Swimming

Men's 400m Freestyle





## Entry List by Event

Список заявок по дисциплинам

As of WED 10 JUL 2013

EVENT NO. 1


	Record	Splits		Name	Country	Location	Date
<b>WR</b>	3:40.07	54.42	1:51.02	2:47.17	BIEDERMANN Paul	GER	Rome (ITA) 26 JUL 2009
<b>CR</b>	3:46.72	55.70	1:53.67	2:51.15	STANCZYK Przemyslaw	POL	Belgrade (SRB) 5 JUL 2009

Number of entries: 36

Name	Country Code	Year of Birth	Location of Qualification	Date of Qualification	Qualifying Time
1	NAPOLEON Ryan	AUS	1990		3:45.16
2	FROLOV Sergii	UKR	1992		3:50.03
3	BAGGIO Luca	ITA	1989		3:50.08
4	YAMAMOTO Kohei	JPN	1991		3:50.37
5	KULIKOV Evgeny	RUS	1991		3:50.46
6	HIDAKA Fumiya	JPN	1994		3:51.22
7	DEGTYAREV Egor	RUS	1992		3:52.33
8	HEDLIN Eric William	CAN	1993		3:52.52
9	HAMILTON Craig Jack Royal	GBR	1991		3:52.56
10	GUERIN Simon	FRA	1992		3:52.68
11	OBRIEN George	AUS	1991		3:52.70
12	RITTER Jacob	USA	1992		3:53.09
13	GONCHAROV Anton	UKR	1990		3:53.41
14	MAESTRI Riccardo	ITA	1994		3:53.73
15	HENRY BEGO Daniel William	MAS	1989		3:54.01
16	SZUBA Michal	POL	1993		3:54.06
17	DESPOND Francis Thomas	CAN	1991		3:54.11
18	HUTCHINS Matt	NZL	1994		3:54.26
19	WOLD Alex	USA	1987		3:54.56
20	WANG Yu-Lian	TPE	1994		3:55.00
21	SLEPCHENKO Aleksandr	KGZ	1992		3:55.21
22	ARTIMON Alin Alexandru	ROU	1992		3:56.00
23	KIRALY Bence	HUN	1993		3:56.27
24	RAMIREZ JUAREZ Ramiro	MEX	1990		3:57.15
25	MEEGAN Andrew	IRL	1990		3:57.70
26	SWEENEY Ayrton	RSA	1993		3:58.29
27	GALOFRE Julio Cesar	COL	1987		4:00.20
28	LIESS Alexandre	SUI	1991		4:00.54
29	BALVERT Troy	NZL	1992		4:03.32
30	DEBNATH Sanu	IND	1994		4:08.17
31	HAVALDAR Rohit Rajendra	IND	1989		4:09.81
32	BERINO Gian Daniel	PHI	1994		4:15.00
33	AL HABSI Mohammed	OMA	1991		4:19.00
34	AL QASMI Aiman	OMA	1992		4:25.00
35	TAN Zachary	SIN	1992		4:31.54
36	COLONESE Victor	BRA	1992		

### LEGEND

**CR** Championship record      **WR** World record

Timing and Results provided by  **TISSOT**



## Medallists

Медалисты

Medal	Name	Country
GOLD	NAPOLEON Ryan	AUS - Australia
SILVER	YAMAMOTO Kohei	JPN - Japan
BRONZE	HIDAKA Fumiya	JPN - Japan





# Result Book

27th Summer Universiade in Kazan 2013



## Swimming

Men's 400m Freestyle Preliminaries





## Start List

Стартовый список

EVENT NO. 1

### Heat 1 of 5

Lane	Name	Country	Year of Birth	Qualifying Time	Time	Rank
3	TAN Zachary	SIN	1992	4:31.54		
4	AL HABSI Mohammed	OMA	1991	4:19.00		
5	AL QASMI Aiman	OMA	1992	4:25.00		
6	COLONESE Victor	BRA	1992			

### Heat 2 of 5


Lane	Name	Country	Year of Birth	Qualifying Time	Time	Rank
1	HAVALDAR Rohit Rajendra	IND	1989	4:09.81		
2	BALVERT Troy	NZL	1992	4:03.32		
3	GALOFRE Julio Cesar	COL	1987	4:00.20		
4	MEEGAN Andrew	IRL	1990	3:57.70		
5	SWEENEY Ayrtton	RSA	1993	3:58.29		
6	LISS Alexandre	SUI	1991	4:00.54		
7	DEBNATH Sanu	IND	1994	4:08.17		
8	BERINO Gian Daniel	PHI	1994	4:15.00		

### Heat 3 of 5

Lane	Name	Country	Year of Birth	Qualifying Time	Time	Rank
1	SLEPCHENKO Aleksandr	KGZ	1992	3:55.21		
2	HENRY BEGO Daniel William	MAS	1989	3:54.01		
3	HAMILTON Craig Jack Royal	GBR	1991	3:52.56		
4	BAGGIO Luca	ITA	1989	3:50.08		
5	HIDAKA Fumiya	JPN	1994	3:51.22		
6	RITTER Jacob	USA	1992	3:53.09		
7	HUTCHINS Matt	NZL	1994	3:54.26		
8	RAMIREZ JUAREZ Ramiro	MEX	1990	3:57.15		

### Heat 4 of 5

Lane	Name	Country	Year of Birth	Qualifying Time	Time	Rank
1	WANG Yu-Lian	TPE	1994	3:55.00		
2	MAESTRI Riccardo	ITA	1994	3:53.73		
3	HEDLIN Eric William	CAN	1993	3:52.52		
4	FROLOV Sergii	UKR	1992	3:50.03		
5	KULIKOV Evgeny	RUS	1991	3:50.46		
6	OBRIEN George	AUS	1991	3:52.70		
7	DESPOND Francis Thomas	CAN	1991	3:54.11		
8	KIRALY Bence	HUN	1993	3:56.27		

Timing and Results provided by  TISSOT




Heat 5 of 5

Lane	Name	Country	Year of Birth	Qualifying Time	Time	Rank
1	WOLD Alex	USA	1987	3:54.56		
2	GONCHAROV Anton	UKR	1990	3:53.41		
3	DEGTYAREV Egor	RUS	1992	3:52.33		
4	NAPOLEON Ryan	AUS	1990	3:45.16		
5	YAMAMOTO Kohei	JPN	1991	3:50.37		
6	GUERIN Simon	FRA	1992	3:52.68		
7	SZUBA Michal	POL	1993	3:54.06		
8	ARTIMON Alin Alexandru	ROU	1992	3:56.00		

LEGEND

CR Championship record      WR World record

Timing and Results provided by  **TISSOT**



## Results Summary


Итоговые результаты

EVENT NO. 1

	Record	Splits	Name	Country	Location	Date
<b>WR</b>	3:40.07	54.42 1:51.02	2:47.17 BIEDERMANN Paul	GER	Rome (ITA)	26 JUL 2009
<b>UR</b>	3:46.72	55.70 1:53.67	2:51.15 STANCZYK Przemyslaw	POL	Belgrade (SRB)	5 JUL 2009

### Heats

Rank	Heat	Lane	Name	Year of Birth	Country Code	R.T.	Time	Time Behind	
<b>1</b>	<b>5</b>	<b>5</b>	<b>YAMAMOTO Kohei</b>	<b>1991</b>	<b>JPN</b>	<b>0.69</b>	<b>3:50.83</b>	<b>Q</b>	
	50m	26.55	100m 55.31 28.76	150m 1:24.19 28.88	200m 1:53.54 29.35	250m 2:22.74 29.20	300m 2:52.34 29.60	350m 3:22.04 29.70	28.79
<b>2</b>	<b>5</b>	<b>4</b>	<b>NAPOLEON Ryan</b>	<b>1990</b>	<b>AUS</b>	<b>0.68</b>	<b>3:51.16</b>	<b>0.33 Q</b>	
	50m	26.17	100m 54.83 28.66	150m 1:24.06 29.23	200m 1:53.35 29.29	250m 2:23.18 29.83	300m 2:52.83 29.65	350m 3:22.57 29.74	28.59
<b>3</b>	<b>3</b>	<b>5</b>	<b>HIDAKA Fumiya</b>	<b>1994</b>	<b>JPN</b>	<b>0.64</b>	<b>3:52.40</b>	<b>1.57 Q</b>	
	50m	26.52	100m 55.74 29.22	150m 1:25.76 30.02	200m 1:55.51 29.75	250m 2:25.37 29.86	300m 2:55.07 29.70	350m 3:24.26 29.19	28.14
<b>4</b>	<b>3</b>	<b>6</b>	<b>RITTER Jacob</b>	<b>1992</b>	<b>USA</b>	<b>0.78</b>	<b>3:52.50</b>	<b>1.67 Q</b>	
	50m	26.95	100m 55.96 29.01	150m 1:25.57 29.61	200m 1:54.98 29.41	250m 2:24.77 29.79	300m 2:54.49 29.72	350m 3:24.15 29.66	28.35
<b>5</b>	<b>5</b>	<b>1</b>	<b>WOLD Alex</b>	<b>1987</b>	<b>USA</b>	<b>0.71</b>	<b>3:52.76</b>	<b>1.93 Q</b>	
	50m	27.09	100m 55.92 28.83	150m 1:25.30 29.38	200m 1:54.77 29.47	250m 2:24.25 29.48	300m 2:53.72 29.47	350m 3:23.26 29.54	29.50
<b>6</b>	<b>4</b>	<b>5</b>	<b>KULIKOV Evgeny</b>	<b>1991</b>	<b>RUS</b>	<b>0.68</b>	<b>3:53.34</b>	<b>2.51 Q</b>	
	50m	27.47	100m 57.41 29.94	150m 1:27.27 29.86	200m 1:57.16 29.89	250m 2:26.94 29.78	300m 2:56.60 29.66	350m 3:25.44 28.84	27.90
<b>7</b>	<b>4</b>	<b>3</b>	<b>HEDLIN Eric William</b>	<b>1993</b>	<b>CAN</b>	<b>0.70</b>	<b>3:53.35</b>	<b>2.52 Q</b>	
	50m	27.63	100m 57.14 29.51	150m 1:27.07 29.93	200m 1:56.93 29.86	250m 2:26.28 29.35	300m 2:55.52 29.24	350m 3:24.81 29.29	28.54
<b>8</b>	<b>4</b>	<b>6</b>	<b>OBRIEN George</b>	<b>1991</b>	<b>AUS</b>	<b>0.69</b>	<b>3:53.46</b>	<b>2.63 Q</b>	
	50m	26.87	100m 56.29 29.42	150m 1:25.49 29.20	200m 1:54.92 29.43	250m 2:24.57 29.65	300m 2:54.42 29.85	350m 3:24.59 30.17	28.87
<b>9</b>	<b>4</b>	<b>7</b>	<b>DESPOND Francis Thomas</b>	<b>1991</b>	<b>CAN</b>	<b>0.73</b>	<b>3:53.62</b>	<b>2.79</b>	
	50m	27.19	100m 56.67 29.48	150m 1:26.09 29.42	200m 1:55.65 29.56	250m 2:25.19 29.54	300m 2:54.60 29.41	350m 3:24.58 29.98	29.04
<b>10</b>	<b>3</b>	<b>4</b>	<b>BAGGIO Luca</b>	<b>1989</b>	<b>ITA</b>	<b>0.76</b>	<b>3:53.84</b>	<b>3.01</b>	
	50m	27.72	100m 56.44 28.72	150m 1:25.84 29.40	200m 1:55.62 29.78	250m 2:25.43 29.81	300m 2:54.81 29.38	350m 3:24.68 29.87	29.16
<b>11</b>	<b>2</b>	<b>4</b>	<b>MEEGAN Andrew</b>	<b>1990</b>	<b>IRL</b>	<b>0.68</b>	<b>3:54.11</b>	<b>3.28</b>	
	50m	27.01	100m 56.40 29.39	150m 1:26.18 29.78	200m 1:56.32 30.14	250m 2:25.43 29.11	300m 2:55.15 29.72	350m 3:25.25 30.10	28.86
<b>12</b>	<b>5</b>	<b>6</b>	<b>GUERIN Simon</b>	<b>1992</b>	<b>FRA</b>	<b>0.69</b>	<b>3:54.38</b>	<b>3.55</b>	
	50m	27.22	100m 56.09 28.87	150m 1:25.16 29.07	200m 1:55.07 29.91	250m 2:25.02 29.95	300m 2:55.38 30.36	350m 3:25.52 30.14	28.86
<b>13</b>	<b>5</b>	<b>3</b>	<b>DEGTYAREV Egor</b>	<b>1992</b>	<b>RUS</b>	<b>0.80</b>	<b>3:54.47</b>	<b>3.64</b>	
	50m	26.66	100m 55.34 28.68	150m 1:25.03 29.69	200m 1:55.00 29.97	250m 2:24.64 29.64	300m 2:54.23 29.59	350m 3:24.73 30.50	29.74
<b>14</b>	<b>4</b>	<b>4</b>	<b>FROLOV Sergii</b>	<b>1992</b>	<b>UKR</b>	<b>0.80</b>	<b>3:54.49</b>	<b>3.66</b>	
	50m	27.58	100m 56.89 29.31	150m 1:26.81 29.92	200m 1:56.93 30.12	250m 2:26.73 29.80	300m 2:56.32 29.59	350m 3:25.74 29.42	28.75
<b>15</b>	<b>5</b>	<b>7</b>	<b>SZUBA Michal</b>	<b>1993</b>	<b>POL</b>	<b>0.78</b>	<b>3:54.67</b>	<b>3.84</b>	
	50m	27.26	100m 56.73 29.47	150m 1:25.94 29.21	200m 1:55.75 29.81	250m 2:25.43 29.68	300m 2:55.50 30.07	350m 3:25.57 30.07	29.10
<b>16</b>	<b>4</b>	<b>8</b>	<b>KIRALY Bence</b>	<b>1993</b>	<b>HUN</b>	<b>0.79</b>	<b>3:56.34</b>	<b>5.51</b>	
	50m	27.57	100m 57.16 29.59	150m 1:27.21 30.05	200m 1:57.29 30.08	250m 2:27.16 29.87	300m 2:57.24 30.08	350m 3:27.10 29.86	29.24
<b>17</b>	<b>5</b>	<b>2</b>	<b>GONCHAROV Anton</b>	<b>1990</b>	<b>UKR</b>	<b>0.73</b>	<b>3:56.51</b>	<b>5.68</b>	
	50m	27.34	100m 56.59 29.25	150m 1:26.21 29.62	200m 1:56.05 29.84	250m 2:26.19 30.14	300m 2:56.60 30.41	350m 3:27.16 30.56	29.35
<b>18</b>	<b>3</b>	<b>2</b>	<b>HENRY BEGO Daniel William</b>	<b>1989</b>	<b>MAS</b>	<b>0.71</b>	<b>3:56.96</b>	<b>6.13</b>	
	50m	27.84	100m 57.69 29.85	150m 1:27.64 29.95	200m 1:57.56 29.92	250m 2:27.51 29.95	300m 2:57.95 30.44	350m 3:28.20 30.25	28.76

Timing and Results provided by  **TISSOT**



Heats

Rank	Heat	Lane	Name	Year of Birth	Country Code	R.T.	Time	Time Behind
19	4	2	<b>MAESTRI Riccardo</b>	1994	ITA	0.71	<b>3:57.81</b>	6.98
	50m 27.35	100m 57.40	150m 1:27.53	200m 1:57.81	250m 2:27.61	300m 2:57.50	350m 3:27.55	
		30.05	30.13	30.28	29.80	29.89	30.05	30.26
20	3	3	<b>HAMILTON Craig Jack Royal</b>	1991	GBR	0.75	<b>3:58.32</b>	7.49
	50m 27.40	100m 56.67	150m 1:26.58	200m 1:56.84	250m 2:27.13	300m 2:58.09	350m 3:28.55	
		29.27	29.91	30.26	30.29	30.96	30.46	29.77
21	5	8	<b>ARTIMON Alin Alexandru</b>	1992	ROU	0.74	<b>3:58.46</b>	7.63
	50m 27.28	100m 56.97	150m 1:27.18	200m 1:57.49	250m 2:27.82	300m 2:58.51	350m 3:28.82	
		29.69	30.21	30.31	30.33	30.69	30.31	29.64
22	4	1	<b>WANG Yu-Lian</b>	1994	TPE	0.65	<b>3:59.47</b>	8.64
	50m 27.18	100m 57.23	150m 1:27.61	200m 1:58.30	250m 2:28.74	300m 2:59.26	350m 3:29.75	
		30.05	30.38	30.69	30.44	30.52	30.49	29.72
23	3	8	<b>RAMIREZ JUAREZ Ramiro</b>	1990	MEX	0.77	<b>3:59.84</b>	9.01
	50m 28.13	100m 58.31	150m 1:28.82	200m 1:59.52	250m 2:29.81	300m 3:00.02	350m 3:29.86	
		30.18	30.51	30.70	30.29	30.21	29.84	29.98
24	3	7	<b>HUTCHINS Matt</b>	1994	NZL	0.74	<b>4:00.13</b>	9.30
	50m 27.35	100m 57.09	150m 1:27.17	200m 1:57.77	250m 2:27.99	300m 2:58.98	350m 3:30.14	
		29.74	30.08	30.60	30.22	30.99	31.16	29.99
25	2	5	<b>SWEENEY Ayrton</b>	1993	RSA	0.74	<b>4:01.47</b>	10.64
	50m 26.91	100m 55.76	150m 1:25.17	200m 1:55.77	250m 2:26.59	300m 2:58.39	350m 3:29.91	
		28.85	29.41	30.60	30.82	31.80	31.52	31.56
26	2	6	<b>LIESS Alexandre</b>	1991	SUI	0.74	<b>4:03.65</b>	12.82
	50m 26.87	100m 56.41	150m 1:26.71	200m 1:57.80	250m 2:29.38	300m 3:01.27	350m 3:33.15	
		29.54	30.30	31.09	31.58	31.89	31.88	30.50
27	2	3	<b>GALOFRE Julio Cesar</b>	1987	COL	0.75	<b>4:04.05</b>	13.22
	50m 27.20	100m 56.94	150m 1:27.06	200m 1:57.64	250m 2:28.57	300m 3:00.01	350m 3:32.03	
		29.74	30.12	30.58	30.93	31.44	32.02	32.02
28	1	6	<b>COLONESE Victor</b>	1992	BRA	0.71	<b>4:04.51</b>	13.68
	50m 27.83	100m 58.55	150m 1:29.79	200m 2:00.58	250m 2:31.85	300m 3:02.47	350m 3:34.02	
		30.72	31.24	30.79	31.27	30.62	31.55	30.49
29	2	2	<b>BALVERT Troy</b>	1992	NZL	0.71	<b>4:10.11</b>	19.28
	50m 28.34	100m 59.29	150m 1:30.99	200m 2:02.99	250m 2:34.65	300m 3:06.47	350m 3:38.33	
		30.95	31.70	32.00	31.66	31.82	31.86	31.78
30	2	7	<b>DEBNATH Sanu</b>	1994	IND	0.84	<b>4:12.86</b>	22.03
	50m 28.47	100m 59.75	150m 1:31.60	200m 2:03.89	250m 2:35.94	300m 3:08.71	350m 3:41.09	
		31.28	31.85	32.29	32.05	32.77	32.38	31.77
31	3	1	<b>SLEPCHENKO Aleksandr</b>	1992	KGZ	0.86	<b>4:14.51</b>	23.68
	50m 28.17	100m 58.65	150m 1:29.47	200m 2:01.27	250m 2:33.66	300m 3:07.16	350m 3:41.53	
		30.48	30.82	31.80	32.39	33.50	34.37	32.98
32	2	1	<b>HAVALDAR Rohit Rajendra</b>	1989	IND	0.77	<b>4:16.27</b>	25.44
	50m 27.83	100m 58.57	150m 1:30.20	200m 2:02.37	250m 2:34.87	300m 3:08.13	350m 3:42.27	
		30.74	31.63	32.17	32.50	33.26	34.14	34.00
33	2	8	<b>BERINO Gian Daniel</b>	1994	PHI	0.72	<b>4:24.59</b>	33.76
	50m 28.40	100m 59.86	150m 1:32.88	200m 2:06.97	250m 2:42.07	300m 3:16.62	350m 3:50.54	
		31.46	33.02	34.09	35.10	34.55	33.92	34.05
34	1	4	<b>AL HABSI Mohammed</b>	1991	OMA	0.99	<b>4:31.14</b>	40.31
	50m 31.24	100m 1:05.76	150m 1:40.50	200m 2:15.11	250m 2:48.93	300m 3:23.09	350m 3:56.84	
		34.52	34.74	34.61	33.82	34.16	33.75	34.30
35	1	5	<b>AL QASMI Aiman</b>	1992	OMA	0.77	<b>4:33.83</b>	43.00
	50m 30.85	100m 1:04.42	150m 1:38.76	200m 2:14.09	250m 2:49.50	300m 3:24.48	350m 3:59.21	
		33.57	34.34	35.33	35.41	34.98	34.73	34.62
36	1	3	<b>TAN Zachary</b>	1992	SIN	0.74	<b>4:34.82</b>	43.99
	50m 29.69	100m 1:01.71	150m 1:34.94	200m 2:09.64	250m 2:45.51	300m 3:22.30	350m 3:59.38	
		32.02	33.23	34.70	35.87	36.79	37.08	35.44

LEGEND

Q Qualified for the next phase

R.T. Reaction time



## Results

Результаты

### EVENT NO. 1


	Record	Splits	Name	Country	Location	Date
<b>WR</b>	3:40.07	54.42 1:51.02 2:47.17	BIEDERMANN Paul	GER	Rome (ITA)	26 JUL 2009
<b>UR</b>	3:46.72	55.70 1:53.67 2:51.15	STANCZYK Przemyslaw	POL	Belgrade (SRB)	5 JUL 2009

#### Heat 1 of 5

Rank	Lane	Name	Country Code	R.T.	Time	Time Behind
<b>1</b>	<b>6</b>	<b>COLONESE Victor</b>	<b>BRA</b>	<b>0.71</b>	<b>4:04.51</b>	
50m (1) 27.83	100m (1) 58.55 30.72	150m (1) 1:29.79 31.24	200m (1) 2:00.58 30.79	250m (1) 2:31.85 31.27	300m (1) 3:02.47 30.62	350m (1) 3:34.02 31.55 30.49
<b>2</b>	<b>4</b>	<b>AL HABSI Mohammed</b>	<b>OMA</b>	<b>0.99</b>	<b>4:31.14</b>	26.63
50m (4) 31.24	100m (4) 1:05.76 34.52	150m (4) 1:40.50 34.74	200m (4) 2:15.11 34.61	250m (3) 2:48.93 33.82	300m (3) 3:23.09 34.16	350m (2) 3:56.84 33.75 34.30
<b>3</b>	<b>5</b>	<b>AL QASMI Aiman</b>	<b>OMA</b>	<b>0.77</b>	<b>4:33.83</b>	29.32
50m (3) 30.85	100m (3) 1:04.42 33.57	150m (3) 1:38.76 34.34	200m (3) 2:14.09 35.33	250m (4) 2:49.50 35.41	300m (4) 3:24.48 34.98	350m (3) 3:59.21 34.73 34.62
<b>4</b>	<b>3</b>	<b>TAN Zachary</b>	<b>SIN</b>	<b>0.74</b>	<b>4:34.82</b>	30.31
50m (2) 29.69	100m (2) 1:01.71 32.02	150m (2) 1:34.94 33.23	200m (2) 2:09.64 34.70	250m (2) 2:45.51 35.87	300m (2) 3:22.30 36.79	350m (4) 3:59.38 37.08 35.44

#### LEGEND

R.T. Reaction time

Timing and Results provided by  **TISSOT**





## Results

Результаты

### EVENT NO. 1


	Record	Splits	Name	Country	Location	Date
<b>WR</b>	3:40.07	54.42 1:51.02	2:47.17 BIEDERMANN Paul	GER	Rome (ITA)	26 JUL 2009
<b>UR</b>	3:46.72	55.70 1:53.67	2:51.15 STANCZYK Przemyslaw	POL	Belgrade (SRB)	5 JUL 2009

#### Heat 2 of 5

Rank	Lane	Name	Country Code	R.T.	Time	Time Behind		
<b>1</b>	<b>4</b>	<b>MEEGAN Andrew</b>	<b>IRL</b>	<b>0.68</b>	<b>3:54.11</b>			
50m (3)	27.01	100m (2) 56.40 29.39	150m (2) 1:26.18 29.78	200m (2) 1:56.32 30.14	250m (1) 2:25.43 29.11	300m (1) 2:55.15 29.72	350m (1) 3:25.25 30.10	28.86
<b>2</b>	<b>5</b>	<b>SWEENEY Ayrton</b>	<b>RSA</b>	<b>0.74</b>	<b>4:01.47</b>	7.36		
50m (2)	26.91	100m (1) 55.76 28.85	150m (1) 1:25.17 29.41	200m (1) 1:55.77 30.60	250m (2) 2:26.59 30.82	300m (2) 2:58.39 31.80	350m (2) 3:29.91 31.52	31.56
<b>3</b>	<b>6</b>	<b>LIESS Alexandre</b>	<b>SUI</b>	<b>0.74</b>	<b>4:03.65</b>	9.54		
50m (1)	26.87	100m (3) 56.41 29.54	150m (3) 1:26.71 30.30	200m (4) 1:57.80 31.09	250m (4) 2:29.38 31.58	300m (4) 3:01.27 31.89	350m (4) 3:33.15 31.88	30.50
<b>4</b>	<b>3</b>	<b>GALOFRE Julio Cesar</b>	<b>COL</b>	<b>0.75</b>	<b>4:04.05</b>	9.94		
50m (4)	27.20	100m (4) 56.94 29.74	150m (4) 1:27.06 30.12	200m (3) 1:57.64 30.58	250m (3) 2:28.57 30.93	300m (3) 3:00.01 31.44	350m (3) 3:32.03 32.02	32.02
<b>5</b>	<b>2</b>	<b>BALVERT Troy</b>	<b>NZL</b>	<b>0.71</b>	<b>4:10.11</b>	16.00		
50m (6)	28.34	100m (6) 59.29 30.95	150m (6) 1:30.99 31.70	200m (6) 2:02.99 32.00	250m (5) 2:34.65 31.66	300m (5) 3:06.47 31.82	350m (5) 3:38.33 31.86	31.78
<b>6</b>	<b>7</b>	<b>DEBNATH Sanu</b>	<b>IND</b>	<b>0.84</b>	<b>4:12.86</b>	18.75		
50m (8)	28.47	100m (7) 59.75 31.28	150m (7) 1:31.60 31.85	200m (7) 2:03.89 32.29	250m (7) 2:35.94 32.05	300m (7) 3:08.71 32.77	350m (6) 3:41.09 32.38	31.77
<b>7</b>	<b>1</b>	<b>HAVALDAR Rohit Rajendra</b>	<b>IND</b>	<b>0.77</b>	<b>4:16.27</b>	22.16		
50m (5)	27.83	100m (5) 58.57 30.74	150m (5) 1:30.20 31.63	200m (5) 2:02.37 32.17	250m (6) 2:34.87 32.50	300m (6) 3:08.13 33.26	350m (7) 3:42.27 34.14	34.00
<b>8</b>	<b>8</b>	<b>BERINO Gian Daniel</b>	<b>PHI</b>	<b>0.72</b>	<b>4:24.59</b>	30.48		
50m (7)	28.40	100m (8) 59.86 31.46	150m (8) 1:32.88 33.02	200m (8) 2:06.97 34.09	250m (8) 2:42.07 35.10	300m (8) 3:16.62 34.55	350m (8) 3:50.54 33.92	34.05

#### LEGEND

R.T. Reaction time

Timing and Results provided by  **TISSOT**





## Results

Результаты

### EVENT NO. 1

	Record	Splits	Name	Country	Location	Date
<b>WR</b>	3:40.07	54.42 1:51.02 2:47.17	BIEDERMANN Paul	GER	Rome (ITA)	26 JUL 2009
<b>UR</b>	3:46.72	55.70 1:53.67 2:51.15	STANCZYK Przemyslaw	POL	Belgrade (SRB)	5 JUL 2009

#### Heat 3 of 5

Rank	Lane	Name	Country Code	R.T.	Time	Time Behind		
<b>1</b>	<b>5</b>	<b>HIDAKA Fumiya</b>	<b>JPN</b>	<b>0.64</b>	<b>3:52.40</b>			
50m (1)	26.52	100m (1) 55.74 29.22	150m (2) 1:25.76 30.02	200m (2) 1:55.51 29.75	250m (2) 2:25.37 29.86	300m (3) 2:55.07 29.70	350m (2) 3:24.26 29.19	28.14
<b>2</b>	<b>6</b>	<b>RITTER Jacob</b>	<b>USA</b>	<b>0.78</b>	<b>3:52.50</b>	0.10		
50m (2)	26.95	100m (2) 55.96 29.01	150m (1) 1:25.57 29.61	200m (1) 1:54.98 29.41	250m (1) 2:24.77 29.79	300m (1) 2:54.49 29.72	350m (1) 3:24.15 29.66	28.35
<b>3</b>	<b>4</b>	<b>BAGGIO Luca</b>	<b>ITA</b>	<b>0.76</b>	<b>3:53.84</b>	1.44		
50m (5)	27.72	100m (3) 56.44 28.72	150m (3) 1:25.84 29.40	200m (3) 1:55.62 29.78	250m (3) 2:25.43 29.81	300m (2) 2:54.81 29.38	350m (3) 3:24.68 29.87	29.16
<b>4</b>	<b>2</b>	<b>HENRY BEGO Daniel William</b>	<b>MAS</b>	<b>0.71</b>	<b>3:56.96</b>	4.56		
50m (6)	27.84	100m (6) 57.69 29.85	150m (6) 1:27.64 29.95	200m (5) 1:57.56 29.92	250m (5) 2:27.51 29.95	300m (4) 2:57.95 30.44	350m (4) 3:28.20 30.25	28.76
<b>5</b>	<b>3</b>	<b>HAMILTON Craig Jack Royal</b>	<b>GBR</b>	<b>0.75</b>	<b>3:58.32</b>	5.92		
50m (4)	27.40	100m (4) 56.67 29.27	150m (4) 1:26.58 29.91	200m (4) 1:56.84 30.26	250m (4) 2:27.13 30.29	300m (5) 2:58.09 30.96	350m (5) 3:28.55 30.46	29.77
<b>6</b>	<b>8</b>	<b>RAMIREZ JUAREZ Ramiro</b>	<b>MEX</b>	<b>0.77</b>	<b>3:59.84</b>	7.44		
50m (7)	28.13	100m (7) 58.31 30.18	150m (7) 1:28.82 30.51	200m (7) 1:59.52 30.70	250m (7) 2:29.81 30.29	300m (7) 3:00.02 30.21	350m (6) 3:29.86 29.84	29.98
<b>7</b>	<b>7</b>	<b>HUTCHINS Matt</b>	<b>NZL</b>	<b>0.74</b>	<b>4:00.13</b>	7.73		
50m (3)	27.35	100m (5) 57.09 29.74	150m (5) 1:27.17 30.08	200m (6) 1:57.77 30.60	250m (6) 2:27.99 30.22	300m (6) 2:58.98 30.99	350m (7) 3:30.14 31.16	29.99
<b>8</b>	<b>1</b>	<b>SLEPCHENKO Aleksandr</b>	<b>KGZ</b>	<b>0.86</b>	<b>4:14.51</b>	22.11		
50m (8)	28.17	100m (8) 58.65 30.48	150m (8) 1:29.47 30.82	200m (8) 2:01.27 31.80	250m (8) 2:33.66 32.39	300m (8) 3:07.16 33.50	350m (8) 3:41.53 34.37	32.98

#### LEGEND

R.T. Reaction time

Timing and Results provided by  **TISSOT**



## Results

Результаты

### EVENT NO. 1


	Record	Splits	Name	Country	Location	Date
<b>WR</b>	3:40.07	54.42	1:51.02	2:47.17	BIEDERMANN Paul	GER Rome (ITA) 26 JUL 2009
<b>UR</b>	3:46.72	55.70	1:53.67	2:51.15	STANCZYK Przemyslaw	POL Belgrade (SRB) 5 JUL 2009

#### Heat 4 of 5

Rank	Lane	Name	Country Code	R.T.	Time	Time Behind	
<b>1</b>	<b>5</b>	<b>KULIKOV Evgeny</b>	<b>RUS</b>	<b>0.68</b>	<b>3:53.34</b>		
	50m (5) 27.47	100m (8) 57.41 29.94	150m (6) 1:27.27 29.86	200m (5) 1:57.16 29.89	250m (5) 2:26.94 29.78	300m (5) 2:56.60 29.66	350m (4) 3:25.44 28.84 27.90
<b>2</b>	<b>3</b>	<b>HEDLIN Eric William</b>	<b>CAN</b>	<b>0.70</b>	<b>3:53.35</b>	0.01	
	50m (8) 27.63	100m (4) 57.14 29.51	150m (4) 1:27.07 29.93	200m (3) 1:56.93 29.86	250m (3) 2:26.28 29.35	300m (3) 2:55.52 29.24	350m (3) 3:24.81 29.29 28.54
<b>3</b>	<b>6</b>	<b>OBRIEN George</b>	<b>AUS</b>	<b>0.69</b>	<b>3:53.46</b>	0.12	
	50m (1) 26.87	100m (1) 56.29 29.42	150m (1) 1:25.49 29.20	200m (1) 1:54.92 29.43	250m (1) 2:24.57 29.65	300m (1) 2:54.42 29.85	350m (2) 3:24.59 30.17 28.87
<b>4</b>	<b>7</b>	<b>DESPOND Francis Thomas</b>	<b>CAN</b>	<b>0.73</b>	<b>3:53.62</b>	0.28	
	50m (3) 27.19	100m (2) 56.67 29.48	150m (2) 1:26.09 29.42	200m (2) 1:55.65 29.56	250m (2) 2:25.19 29.54	300m (2) 2:54.60 29.41	350m (1) 3:24.58 29.98 29.04
<b>5</b>	<b>4</b>	<b>FROLOV Sergii</b>	<b>UKR</b>	<b>0.80</b>	<b>3:54.49</b>	1.15	
	50m (7) 27.58	100m (3) 56.89 29.31	150m (3) 1:26.81 29.92	200m (3) 1:56.93 30.12	250m (4) 2:26.73 29.80	300m (4) 2:56.32 29.59	350m (5) 3:25.74 29.42 28.75
<b>6</b>	<b>8</b>	<b>KIRALY Bence</b>	<b>HUN</b>	<b>0.79</b>	<b>3:56.34</b>	3.00	
	50m (6) 27.57	100m (5) 57.16 29.59	150m (5) 1:27.21 30.05	200m (6) 1:57.29 30.08	250m (6) 2:27.16 29.87	300m (6) 2:57.24 30.08	350m (6) 3:27.10 29.86 29.24
<b>7</b>	<b>2</b>	<b>MAESTRI Riccardo</b>	<b>ITA</b>	<b>0.71</b>	<b>3:57.81</b>	4.47	
	50m (4) 27.35	100m (7) 57.40 30.05	150m (7) 1:27.53 30.13	200m (7) 1:57.81 30.28	250m (7) 2:27.61 29.80	300m (7) 2:57.50 29.89	350m (7) 3:27.55 30.05 30.26
<b>8</b>	<b>1</b>	<b>WANG Yu-Lian</b>	<b>TPE</b>	<b>0.65</b>	<b>3:59.47</b>	6.13	
	50m (2) 27.18	100m (6) 57.23 30.05	150m (8) 1:27.61 30.38	200m (8) 1:58.30 30.69	250m (8) 2:28.74 30.44	300m (8) 2:59.26 30.52	350m (8) 3:29.75 30.49 29.72

#### LEGEND

R.T. Reaction time

Timing and Results provided by  **TISSOT**



## Results

Результаты

### EVENT NO. 1


	Record	Splits	Name	Country	Location	Date
<b>WR</b>	3:40.07	54.42 1:51.02	2:47.17 BIEDERMANN Paul	GER	Rome (ITA)	26 JUL 2009
<b>UR</b>	3:46.72	55.70 1:53.67	2:51.15 STANCZYK Przemyslaw	POL	Belgrade (SRB)	5 JUL 2009

#### Heat 5 of 5

Rank	Lane	Name	Country Code	R.T.	Time	Time Behind		
<b>1</b>	<b>5</b>	<b>YAMAMOTO Kohei</b>	<b>JPN</b>	<b>0.69</b>	<b>3:50.83</b>			
50m (2)	26.55	100m (2) 55.31 28.76	150m (2) 1:24.19 28.88	200m (2) 1:53.54 29.35	250m (1) 2:22.74 29.20	300m (1) 2:52.34 29.60	350m (1) 3:22.04 29.70	28.79
<b>2</b>	<b>4</b>	<b>NAPOLEON Ryan</b>	<b>AUS</b>	<b>0.68</b>	<b>3:51.16</b>	0.33		
50m (1)	26.17	100m (1) 54.83 28.66	150m (1) 1:24.06 29.23	200m (1) 1:53.35 29.29	250m (2) 2:23.18 29.83	300m (2) 2:52.83 29.65	350m (2) 3:22.57 29.74	28.59
<b>3</b>	<b>1</b>	<b>WOLD Alex</b>	<b>USA</b>	<b>0.71</b>	<b>3:52.76</b>	1.93		
50m (4)	27.09	100m (4) 55.92 28.83	150m (5) 1:25.30 29.38	200m (3) 1:54.77 29.47	250m (3) 2:24.25 29.48	300m (3) 2:53.72 29.47	350m (3) 3:23.26 29.54	29.50
<b>4</b>	<b>6</b>	<b>GUERIN Simon</b>	<b>FRA</b>	<b>0.69</b>	<b>3:54.38</b>	3.55		
50m (5)	27.22	100m (5) 56.09 28.87	150m (4) 1:25.16 29.07	200m (5) 1:55.07 29.91	250m (5) 2:25.02 29.95	300m (5) 2:55.38 30.36	350m (5) 3:25.52 30.14	28.86
<b>5</b>	<b>3</b>	<b>DEGTYAREV Egor</b>	<b>RUS</b>	<b>0.80</b>	<b>3:54.47</b>	3.64		
50m (3)	26.66	100m (3) 55.34 28.68	150m (3) 1:25.03 29.69	200m (4) 1:55.00 29.97	250m (4) 2:24.64 29.64	300m (4) 2:54.23 29.59	350m (4) 3:24.73 30.50	29.74
<b>6</b>	<b>7</b>	<b>SZUBA Michal</b>	<b>POL</b>	<b>0.78</b>	<b>3:54.67</b>	3.84		
50m (6)	27.26	100m (7) 56.73 29.47	150m (6) 1:25.94 29.21	200m (6) 1:55.75 29.81	250m (6) 2:25.43 29.68	300m (6) 2:55.50 30.07	350m (6) 3:25.57 30.07	29.10
<b>7</b>	<b>2</b>	<b>GONCHAROV Anton</b>	<b>UKR</b>	<b>0.73</b>	<b>3:56.51</b>	5.68		
50m (8)	27.34	100m (6) 56.59 29.25	150m (7) 1:26.21 29.62	200m (7) 1:56.05 29.84	250m (7) 2:26.19 30.14	300m (7) 2:56.60 30.41	350m (7) 3:27.16 30.56	29.35
<b>8</b>	<b>8</b>	<b>ARTIMON Alin Alexandru</b>	<b>ROU</b>	<b>0.74</b>	<b>3:58.46</b>	7.63		
50m (7)	27.28	100m (8) 56.97 29.69	150m (8) 1:27.18 30.21	200m (8) 1:57.49 30.31	250m (8) 2:27.82 30.33	300m (8) 2:58.51 30.69	350m (8) 3:28.82 30.31	29.64

#### LEGEND

R.T. Reaction time

Timing and Results provided by  **TISSOT**



# Result Book

27th Summer Universiade in Kazan 2013



## Swimming

Men's 400m Freestyle Final





## Start List

Стартовый список

### EVENT NO. 1

	Record	Splits		Name	Country	Location	Date
<b>WR</b>	3:40.07	54.42	1:51.02	2:47.17	BIEDERMANN Paul	GER	Rome (ITA) 26 JUL 2009
<b>UR</b>	3:46.72	55.70	1:53.67	2:51.15	STANCZYK Przemyslaw	POL	Belgrade (SRB) 5 JUL 2009

### Final


Lane	Name	Country	Year of Birth	Qualifying Time	Time	Rank
1	HEDLIN Eric William	CAN	1993	3:53.35		
2	WOLD Alex	USA	1987	3:52.76		
3	HIDAKA Fumiya	JPN	1994	3:52.40		
4	YAMAMOTO Kohei	JPN	1991	3:50.83		
5	NAPOLEON Ryan	AUS	1990	3:51.16		
6	RITTER Jacob	USA	1992	3:52.50		
7	KULIKOV Evgeny	RUS	1991	3:53.34		
8	OBRIEN George	AUS	1991	3:53.46		

### Reserves

Lane	Name	Country	Year of Birth	Qualifying Time	Time	Rank
	DESPOND Francis Thomas	CAN	1991	3:53.62		
	BAGGIO Luca	ITA	1989	3:53.84		

### LEGEND

UR World record

Timing and Results provided by  **TISSOT**



## Results

Результаты

### EVENT NO. 1


	Record	Splits	Name	Country	Location	Date
<b>WR</b>	3:40.07	54.42 1:51.02	2:47.17 BIEDERMANN Paul	GER	Rome (ITA)	26 JUL 2009
<b>UR</b>	3:46.72	55.70 1:53.67	2:51.15 STANCZYK Przemyslaw	POL	Belgrade (SRB)	5 JUL 2009

### Final

Rank	Lane	Name	Country Code	R.T.	Time	Time Behind		
<b>1</b>	<b>5</b>	<b>NAPOLEON Ryan</b>	<b>AUS</b>	<b>0.72</b>	<b>3:48.96</b>			
50m (1)	26.34	100m (1) 55.13 28.79	150m (2) 1:24.41 29.28	200m (2) 1:53.93 29.52	250m (2) 2:23.28 29.35	300m (1) 2:52.30 29.02	350m (2) 3:21.28 28.98	27.68
<b>2</b>	<b>4</b>	<b>YAMAMOTO Kohei</b>	<b>JPN</b>	<b>0.68</b>	<b>3:49.03</b>	0.07		
50m (2)	26.64	100m (2) 55.25 28.61	150m (1) 1:24.33 29.08	200m (1) 1:53.80 29.47	250m (1) 2:22.93 29.13	300m (2) 2:52.35 29.42	350m (1) 3:21.04 28.69	27.99
<b>3</b>	<b>3</b>	<b>HIDAKA Fumiya</b>	<b>JPN</b>	<b>0.68</b>	<b>3:50.63</b>	1.67		
50m (3)	26.82	100m (3) 55.81 28.99	150m (4) 1:25.25 29.44	200m (3) 1:54.69 29.44	250m (4) 2:24.20 29.51	300m (4) 2:53.51 29.31	350m (3) 3:22.65 29.14	27.98
<b>4</b>	<b>7</b>	<b>KULIKOV Evgeny</b>	<b>RUS</b>	<b>0.73</b>	<b>3:50.72</b>	1.76		
50m (5)	26.97	100m (6) 56.07 29.10	150m (7) 1:25.54 29.47	200m (8) 1:55.17 29.63	250m (7) 2:24.76 29.59	300m (6) 2:54.39 29.63	350m (6) 3:23.37 28.98	27.35
<b>5</b>	<b>2</b>	<b>WOLD Alex</b>	<b>USA</b>	<b>0.69</b>	<b>3:51.68</b>	2.72		
50m (7)	27.10	100m (7) 56.18 29.08	150m (5) 1:25.42 29.24	200m (5) 1:54.94 29.52	250m (3) 2:24.19 29.25	300m (3) 2:53.45 29.26	350m (4) 3:22.73 29.28	28.95
<b>6</b>	<b>1</b>	<b>HEDLIN Eric William</b>	<b>CAN</b>	<b>0.69</b>	<b>3:52.01</b>	3.05		
50m (8)	27.25	100m (8) 56.53 29.28	150m (7) 1:25.54 29.01	200m (6) 1:55.05 29.51	250m (5) 2:24.37 29.32	300m (5) 2:53.79 29.42	350m (5) 3:23.23 29.44	28.78
<b>7</b>	<b>6</b>	<b>RITTER Jacob</b>	<b>USA</b>	<b>0.76</b>	<b>3:53.68</b>	4.72		
50m (4)	26.90	100m (4) 55.83 28.93	150m (3) 1:24.98 29.15	200m (4) 1:54.86 29.88	250m (6) 2:24.72 29.86	300m (7) 2:54.72 30.00	350m (7) 3:24.29 29.57	29.39
<b>8</b>	<b>8</b>	<b>OBRIEN George</b>	<b>AUS</b>	<b>0.68</b>	<b>3:54.03</b>	5.07		
50m (5)	26.97	100m (5) 55.91 28.94	150m (6) 1:25.43 29.52	200m (7) 1:55.15 29.72	250m (8) 2:25.12 29.97	300m (8) 2:55.10 29.98	350m (8) 3:25.12 30.02	28.91

### LEGEND

R.T. Reaction time

Timing and Results provided by  **TISSOT**





# Result Book

27th Summer Universiade in Kazan 2013



## Swimming

Men's 800m Freestyle







## Medallists

Медалисты

Medal	Name	Country
GOLD	YAMAMOTO Kohei	JPN - Japan
SILVER	FROLOV Sergii	UKR - Ukraine
BRONZE	HEDLIN Eric William	CAN - Canada



# Result Book

27th Summer Universiade in Kazan 2013



## Swimming

Men's 800m Freestyle Preliminaries





## Start List

Стартовый список

### EVENT NO. 24

	Record	Splits			Name	Country	Location	Date
WR	7:32.12	55.20	1:52.55	3:46.79	ZHANG Lin	CHN	Rome (ITA)	29 JUL 2009
UR	7:47.24	56.32	1:54.96	3:52.76	LA TOURETTE Chad	USA	Belgrade (SRB)	7 JUL 2009

#### Heat 1 of 4

Lane	Name	Country	Year of Birth	Qualifying Time	Time	Rank
3	AL KHADHURI Musallam	OMA	1992	9:15.00		
4	DEBNATH Sanu	IND	1994	8:32.79		
5	AL HABSI Mohammed	OMA	1991	8:55.00		

#### Heat 2 of 4

Lane	Name	Country	Year of Birth	Qualifying Time	Time	Rank
1	POSMOURNY Jan	CZE	1988	8:21.15		
2	OBRIEN George	AUS	1991	8:08.28		
3	FEELEY Ryan	USA	1991	8:00.55		
4	YAMAMOTO Kohei	JPN	1991	7:54.59		
5	HIDAKA Fumiya	JPN	1994	7:58.29		
6	VIGORITO Lucas	FRA	1994	8:03.37		
7	SZUBA Michal	POL	1993	8:10.80		
8	AHME Morten	GER	1991	8:26.31		

#### Heat 3 of 4


Lane	Name	Country	Year of Birth	Qualifying Time	Time	Rank
1	SWEENEY Ayrton	RSA	1993	8:16.79		
2	ARTIMON Alin Alexandru	ROU	1992	8:08.20		
3	BROTHERS William Reed	CAN	1994	7:59.69		
4	FROLOV Sergii	UKR	1992	7:54.21		
5	KULIKOV Evgeny	RUS	1991	7:57.12		
6	GONCHAROV Anton	UKR	1990	8:02.02		
7	MEEGAN Andrew	IRL	1990	8:10.35		
8	BALVERT Troy	NZL	1992	8:24.76		

#### Heat 4 of 4

Lane	Name	Country	Year of Birth	Qualifying Time	Time	Rank
1	KIRALY Bence	HUN	1993	8:12.66		
2	WANG Yu-Lian	TPE	1994	8:05.00		
3	HEDLIN Eric William	CAN	1993	7:59.64		
4	NAPOLEON Ryan	AUS	1990	7:53.92		
5	BAGGIO Luca	ITA	1989	7:55.83		
6	ELISEEV Evgeny	RUS	1991	8:01.30		
7	ARROYO PEREZ Antonio	ESP	1994	8:09.30		
8	RYAN Sean	USA	1992	8:24.06		

#### LEGEND

UR Universiade record      WR World record

Timing and Results provided by  TISSOT



## Results Summary


Итоговые результаты

EVENT NO. 24

	Record	Splits	Name	Country	Location	Date
WR	7:32.12	55.20 1:52.55	3:46.79 ZHANG Lin	CHN	Rome (ITA)	29 JUL 2009
UR	7:47.24	56.32 1:54.96	3:52.76 LA TOURETTE Chad	USA	Belgrade (SRB)	7 JUL 2009

### Heats

Rank	Heat	Lane	Name	Year of Birth	Country Code	R.T.	Time	Time Behind
<b>1</b>	<b>4</b>	<b>3</b>	<b>HEDLIN Eric William</b>	<b>1993</b>	<b>CAN</b>	<b>0.70</b>	<b>7:56.68</b>	<b>Q</b>
	50m 28.00	100m 57.24	150m 1:27.32	200m 1:57.06	250m 2:27.31	300m 2:57.54	350m 3:27.70	400m 3:57.72
		29.24	30.08	29.74	30.25	30.23	30.16	30.02
450m	4:27.99	500m 4:58.00	550m 5:27.99	600m 5:57.94	650m 6:27.91	700m 6:57.66	750m 7:27.77	
	30.27	30.01	29.99	29.95	29.97	29.75	30.11	28.91
<b>2</b>	<b>4</b>	<b>8</b>	<b>RYAN Sean</b>	<b>1992</b>	<b>USA</b>	<b>0.76</b>	<b>7:58.41</b>	<b>1.73 Q</b>
	50m 27.84	100m 57.62	150m 1:27.48	200m 1:57.71	250m 2:27.47	300m 2:57.00	350m 3:26.35	400m 3:55.87
		29.78	29.86	30.23	29.76	29.53	29.35	29.52
450m	4:25.42	500m 4:55.23	550m 5:25.51	600m 5:56.19	650m 6:26.62	700m 6:57.75	750m 7:28.53	
	29.55	29.81	30.28	30.68	30.43	31.13	30.78	29.88
<b>3</b>	<b>3</b>	<b>5</b>	<b>KULIKOV Evgeny</b>	<b>1991</b>	<b>RUS</b>	<b>0.69</b>	<b>8:00.55</b>	<b>3.87 Q</b>
	50m 27.95	100m 58.12	150m 1:28.48	200m 1:58.58	250m 2:28.89	300m 2:59.27	350m 3:29.39	400m 3:59.78
		30.17	30.36	30.10	30.31	30.38	30.12	30.39
450m	4:30.08	500m 5:00.58	550m 5:31.02	600m 6:01.49	650m 6:32.19	700m 7:02.91	750m 7:33.16	
	30.30	30.50	30.44	30.47	30.70	30.72	30.25	27.39
<b>4</b>	<b>2</b>	<b>3</b>	<b>FEELEY Ryan</b>	<b>1991</b>	<b>USA</b>	<b>0.76</b>	<b>8:00.92</b>	<b>4.24 Q</b>
	50m 27.33	100m 56.59	150m 1:26.40	200m 1:56.13	250m 2:26.07	300m 2:56.26	350m 3:26.63	400m 3:56.97
		29.26	29.81	29.73	29.94	30.19	30.37	30.34
450m	4:27.67	500m 4:58.59	550m 5:29.53	600m 6:00.80	650m 6:32.06	700m 7:02.52	750m 7:33.08	
	30.70	30.92	30.94	31.27	31.26	30.46	30.56	27.84
<b>5</b>	<b>2</b>	<b>4</b>	<b>YAMAMOTO Kohei</b>	<b>1991</b>	<b>JPN</b>	<b>0.67</b>	<b>8:01.01</b>	<b>4.33 Q</b>
	50m 27.95	100m 58.03	150m 1:28.58	200m 1:58.66	250m 2:28.84	300m 2:58.94	350m 3:29.34	400m 3:59.97
		30.08	30.55	30.08	30.18	30.10	30.40	30.63
450m	4:30.12	500m 5:00.26	550m 5:30.36	600m 6:00.72	650m 6:31.30	700m 7:01.61	750m 7:31.98	
	30.15	30.14	30.10	30.36	30.58	30.31	30.37	29.03
<b>6</b>	<b>2</b>	<b>5</b>	<b>HIDAKA Fumiya</b>	<b>1994</b>	<b>JPN</b>	<b>0.69</b>	<b>8:01.02</b>	<b>4.34 Q</b>
	50m 27.64	100m 58.12	150m 1:28.84	200m 1:59.42	250m 2:29.97	300m 3:00.52	350m 3:31.02	400m 4:01.54
		30.48	30.72	30.58	30.55	30.55	30.50	30.52
450m	4:31.67	500m 5:01.84	550m 5:31.70	600m 6:01.74	650m 6:31.93	700m 7:02.13	750m 7:32.11	
	30.13	30.17	29.86	30.04	30.19	30.20	29.98	28.91
<b>6</b>	<b>3</b>	<b>4</b>	<b>FROLOV Sergii</b>	<b>1992</b>	<b>UKR</b>	<b>0.78</b>	<b>8:01.02</b>	<b>4.34 Q</b>
	50m 27.79	100m 57.70	150m 1:27.80	200m 1:57.47	250m 2:27.79	300m 2:58.20	350m 3:28.51	400m 3:59.07
		29.91	30.10	29.67	30.32	30.41	30.31	30.56
450m	4:29.36	500m 4:59.93	550m 5:30.41	600m 6:01.20	650m 6:32.04	700m 7:02.67	750m 7:32.81	
	30.29	30.57	30.48	30.79	30.84	30.63	30.14	28.21
<b>8</b>	<b>4</b>	<b>6</b>	<b>ELISEEV Evgeny</b>	<b>1991</b>	<b>RUS</b>	<b>0.73</b>	<b>8:05.53</b>	<b>8.85 Q</b>
	50m 27.54	100m 57.28	150m 1:27.43	200m 1:57.70	250m 2:27.58	300m 2:57.91	350m 3:28.11	400m 3:58.71
		29.74	30.15	30.27	29.88	30.33	30.20	30.60
450m	4:29.61	500m 5:00.74	550m 5:32.07	600m 6:03.56	650m 6:34.80	700m 7:06.26	750m 7:36.94	
	30.90	31.13	31.33	31.49	31.24	31.46	30.68	28.59
<b>9</b>	<b>3</b>	<b>3</b>	<b>BROTHERS William Reed</b>	<b>1994</b>	<b>CAN</b>	<b>0.74</b>	<b>8:07.03</b>	<b>10.35</b>
	50m 28.23	100m 58.44	150m 1:29.03	200m 1:59.61	250m 2:30.44	300m 3:01.43	350m 3:32.14	400m 4:02.76
		30.21	30.59	30.58	30.83	30.99	30.71	30.62
450m	4:33.57	500m 5:04.16	550m 5:35.06	600m 6:05.83	650m 6:36.68	700m 7:07.24	750m 7:37.54	
	30.81	30.59	30.90	30.77	30.85	30.56	30.30	29.49
<b>10</b>	<b>2</b>	<b>6</b>	<b>VIGORITO Lucas</b>	<b>1994</b>	<b>FRA</b>	<b>0.74</b>	<b>8:07.10</b>	<b>10.42</b>
	50m 28.18	100m 58.32	150m 1:28.72	200m 1:59.24	250m 2:29.70	300m 3:00.58	350m 3:31.41	400m 4:02.11
		30.14	30.40	30.52	30.46	30.88	30.83	30.70
450m	4:33.06	500m 5:04.05	550m 5:35.25	600m 6:06.33	650m 6:36.87	700m 7:07.79	750m 7:37.86	
	30.95	30.99	31.20	31.08	30.54	30.92	30.07	29.24
<b>11</b>	<b>3</b>	<b>7</b>	<b>MEEGAN Andrew</b>	<b>1990</b>	<b>IRL</b>	<b>0.68</b>	<b>8:07.37</b>	<b>10.69</b>
	50m 27.51	100m 57.61	150m 1:28.33	200m 1:58.95	250m 2:30.04	300m 3:01.31	350m 3:32.55	400m 4:03.76
		30.10	30.72	30.62	31.09	31.27	31.24	31.21
450m	4:34.80	500m 5:06.05	550m 5:37.22	600m 6:08.31	650m 6:38.95	700m 7:09.31	750m 7:39.71	
	31.04	31.25	31.17	31.09	30.64	30.36	30.40	27.66

Timing and Results provided by  TISSOT



**Heats**

Rank	Heat	Lane	Name	Year of Birth	Country Code	R.T.	Time	Time Behind
<b>12</b>	<b>4</b>	<b>4</b>	<b>NAPOLEON Ryan</b>	<b>1990</b>	<b>AUS</b>	<b>0.69</b>	<b>8:08.96</b>	<b>12.28</b>
	50m 26.56	100m 55.63	150m 1:25.64	200m 1:55.66	250m 2:25.90	300m 2:55.86	350m 3:26.44	400m 3:57.17
		29.07	30.01	30.02	30.24	29.96	30.58	30.73
450m	4:28.56	500m 4:59.82	550m 5:31.45	600m 6:03.09	650m 6:35.20	700m 7:07.22	750m 7:38.27	
	31.39	31.26	31.63	31.64	32.11	32.02	31.05	30.69
<b>13</b>	<b>4</b>	<b>1</b>	<b>KIRALY Bence</b>	<b>1993</b>	<b>HUN</b>	<b>0.79</b>	<b>8:09.43</b>	<b>12.75</b>
	50m 27.80	100m 57.66	150m 1:28.12	200m 1:58.61	250m 2:29.41	300m 2:59.93	350m 3:30.89	400m 4:01.65
		29.86	30.46	30.49	30.80	30.52	30.96	30.76
450m	4:32.65	500m 5:03.76	550m 5:34.83	600m 6:05.99	650m 6:37.35	700m 7:08.72	750m 7:39.78	
	31.00	31.11	31.07	31.16	31.36	31.37	31.06	29.65
<b>14</b>	<b>3</b>	<b>6</b>	<b>GONCHAROV Anton</b>	<b>1990</b>	<b>UKR</b>	<b>0.75</b>	<b>8:13.19</b>	<b>16.51</b>
	50m 28.10	100m 58.58	150m 1:28.98	200m 1:59.54	250m 2:29.87	300m 3:00.60	350m 3:31.54	400m 4:02.77
		30.48	30.40	30.56	30.33	30.73	30.94	31.23
450m	4:33.80	500m 5:05.52	550m 5:37.02	600m 6:08.73	650m 6:40.35	700m 7:11.99	750m 7:42.98	
	31.03	31.72	31.50	31.71	31.62	31.64	30.99	30.21
<b>15</b>	<b>4</b>	<b>5</b>	<b>BAGGIO Luca</b>	<b>1989</b>	<b>ITA</b>	<b>0.74</b>	<b>8:13.75</b>	<b>17.07</b>
	50m 28.06	100m 58.39	150m 1:29.50	200m 2:00.87	250m 2:32.52	300m 3:03.91	350m 3:35.26	400m 4:06.66
		30.33	31.11	31.37	31.65	31.39	31.35	31.40
450m	4:38.20	500m 5:09.62	550m 5:40.89	600m 6:12.08	650m 6:43.39	700m 7:14.30	750m 7:44.22	
	31.54	31.42	31.27	31.19	31.31	30.91	29.92	29.53
<b>16</b>	<b>4</b>	<b>7</b>	<b>ARROYO PEREZ Antonio</b>	<b>1994</b>	<b>ESP</b>	<b>0.68</b>	<b>8:16.83</b>	<b>20.15</b>
	50m 28.21	100m 58.76	150m 1:30.11	200m 2:01.23	250m 2:32.68	300m 3:04.09	350m 3:35.75	400m 4:07.11
		30.55	31.35	31.12	31.45	31.41	31.66	31.36
450m	4:38.47	500m 5:09.58	550m 5:40.94	600m 6:12.15	650m 6:43.82	700m 7:15.38	750m 7:46.53	
	31.36	31.11	31.36	31.21	31.67	31.56	31.15	30.30
<b>17</b>	<b>2</b>	<b>7</b>	<b>SZUBA Michal</b>	<b>1993</b>	<b>POL</b>	<b>0.77</b>	<b>8:16.94</b>	<b>20.26</b>
	50m 28.34	100m 58.74	150m 1:29.45	200m 2:00.17	250m 2:31.16	300m 3:02.09	350m 3:32.92	400m 4:04.46
		30.40	30.71	30.72	30.99	30.93	30.83	31.54
450m	4:35.26	500m 5:06.69	550m 5:37.94	600m 6:09.96	650m 6:42.02	700m 7:14.54	750m 7:46.38	
	30.80	31.43	31.25	32.02	32.06	32.52	31.84	30.56
<b>18</b>	<b>3</b>	<b>2</b>	<b>ARTIMON Alin Alexandru</b>	<b>1992</b>	<b>ROU</b>	<b>0.76</b>	<b>8:20.60</b>	<b>23.92</b>
	50m 28.34	100m 58.96	150m 1:30.42	200m 2:02.07	250m 2:33.91	300m 3:05.87	350m 3:37.54	400m 4:09.41
		30.62	31.46	31.65	31.84	31.96	31.67	31.87
450m	4:41.46	500m 5:13.56	550m 5:45.50	600m 6:17.52	650m 6:49.19	700m 7:20.92	750m 7:51.50	
	32.05	32.10	31.94	32.02	31.67	31.73	30.58	29.10
<b>19</b>	<b>2</b>	<b>1</b>	<b>POSMOURNY Jan</b>	<b>1988</b>	<b>CZE</b>	<b>0.88</b>	<b>8:24.39</b>	<b>27.71</b>
	50m 28.39	100m 59.31	150m 1:30.28	200m 2:01.55	250m 2:32.91	300m 3:04.62	350m 3:36.40	400m 4:08.53
		30.92	30.97	31.27	31.36	31.71	31.78	32.13
450m	4:40.08	500m 5:12.16	550m 5:44.13	600m 6:16.60	650m 6:48.50	700m 7:20.67	750m 7:52.77	
	31.55	32.08	31.97	32.47	31.90	32.17	32.10	31.62
<b>20</b>	<b>3</b>	<b>1</b>	<b>SWEENEY Ayrton</b>	<b>1993</b>	<b>RSA</b>	<b>0.74</b>	<b>8:27.81</b>	<b>31.13</b>
	50m 28.84	100m 59.58	150m 1:30.67	200m 2:02.07	250m 2:33.74	300m 3:05.33	350m 3:36.96	400m 4:08.59
		30.74	31.09	31.40	31.67	31.59	31.63	31.63
450m	4:40.50	500m 5:12.64	550m 5:45.02	600m 6:17.63	650m 6:50.61	700m 7:23.38	750m 7:55.85	
	31.91	32.14	32.38	32.61	32.98	32.77	32.47	31.96
<b>21</b>	<b>4</b>	<b>2</b>	<b>WANG Yu-Lian</b>	<b>1994</b>	<b>TPE</b>	<b>0.68</b>	<b>8:29.57</b>	<b>32.89</b>
	50m 28.37	100m 58.12	150m 1:29.03	200m 2:00.17	250m 2:31.48	300m 3:03.21	350m 3:35.54	400m 4:07.84
		29.75	30.91	31.14	31.31	31.73	32.33	32.30
450m	4:40.26	500m 5:12.64	550m 5:45.69	600m 6:18.54	650m 6:51.97	700m 7:24.61	750m 7:57.74	
	32.42	32.38	33.05	32.85	33.43	32.64	33.13	31.83
<b>22</b>	<b>3</b>	<b>8</b>	<b>BALVERT Troy</b>	<b>1992</b>	<b>NZL</b>	<b>0.76</b>	<b>8:30.82</b>	<b>34.14</b>
	50m 28.72	100m 59.68	150m 1:31.33	200m 2:03.40	250m 2:35.15	300m 3:07.51	350m 3:39.67	400m 4:12.10
		30.96	31.65	32.07	31.75	32.36	32.16	32.43
450m	4:44.10	500m 5:16.64	550m 5:48.84	600m 6:21.68	650m 6:54.02	700m 7:27.04	750m 7:59.20	
	32.00	32.54	32.20	32.84	32.34	33.02	32.16	31.62
<b>23</b>	<b>2</b>	<b>8</b>	<b>AHME Morten</b>	<b>1991</b>	<b>GER</b>	<b>0.77</b>	<b>8:31.31</b>	<b>34.63</b>
	50m 28.76	100m 1:00.45	150m 1:32.73	200m 2:04.87	250m 2:37.09	300m 3:09.43	350m 3:42.13	400m 4:14.61
		31.69	32.28	32.14	32.22	32.34	32.70	32.48
450m	4:46.04	500m 5:17.53	550m 5:49.27	600m 6:21.60	650m 6:54.10	700m 7:26.72	750m 7:59.63	
	31.43	31.49	31.74	32.33	32.50	32.62	32.91	31.68
<b>24</b>	<b>1</b>	<b>4</b>	<b>DEBNATH Sanu</b>	<b>1994</b>	<b>IND</b>	<b>0.73</b>	<b>8:43.14</b>	<b>46.46</b>
	50m 29.16	100m 1:01.04	150m 1:33.61	200m 2:06.38	250m 2:39.08	300m 3:12.00	350m 3:45.31	400m 4:18.37
		31.88	32.57	32.77	32.70	32.92	33.31	33.06
450m	4:51.65	500m 5:24.92	550m 5:58.52	600m 6:31.75	650m 7:05.34	700m 7:38.37	750m 8:11.19	
	33.28	33.27	33.60	33.23	33.59	33.03	32.82	31.95



Heats

Rank	Heat	Lane	Name	Year of Birth	Country Code	R.T.	Time	Time Behind	
<b>25</b>	<b>1</b>	<b>5</b>	<b>AL HABSI Mohammed</b>	<b>1991</b>	<b>OMA</b>	<b>0.96</b>	<b>9:08.61</b>	<b>1:11.93</b>	
	50m	31.29	100m 1:05.15	150m 1:40.24	200m 2:15.00	250m 2:49.60	300m 3:23.41	350m 3:57.36	400m 4:32.15
			33.86	35.09	34.76	34.60	33.81	33.95	34.79
450m	5:06.98	500m	5:42.17	550m 6:17.24	600m 6:52.21	650m 7:27.36	700m 8:02.93	750m 8:36.80	
	34.83		35.19	35.07	34.97	35.15	35.57	33.87	31.81
<b>26</b>	<b>1</b>	<b>3</b>	<b>AL KHADHURI Musallam</b>	<b>1992</b>	<b>OMA</b>	<b>0.79</b>	<b>9:23.80</b>	<b>1:27.12</b>	
	50m	31.19	100m 1:04.88	150m 1:39.73	200m 2:14.62	250m 2:49.54	300m 3:23.75	350m 3:59.04	400m 4:34.89
			33.69	34.85	34.89	34.92	34.21	35.29	35.85
450m	5:10.21	500m	5:45.99	550m 6:22.12	600m 6:58.17	650m 7:35.38	700m 8:11.53	750m 8:48.40	
	35.32		35.78	36.13	36.05	37.21	36.15	36.87	35.40
	<b>2</b>	<b>2</b>	<b>OBRIEN George</b>	<b>1991</b>	<b>AUS</b>			<b>DNS</b>	

LEGEND

DNS Did not start

Q Qualified for the next phase

R.T. Reaction time





## Results

Результаты

### EVENT NO. 24

	Record	Splits	Name	Country	Location	Date
<b>WR</b>	7:32.12	55.20 1:52.55	3:46.79 ZHANG Lin	CHN	Rome (ITA)	29 JUL 2009
<b>UR</b>	7:47.24	56.32 1:54.96	3:52.76 LA TOURETTE Chad	USA	Belgrade (SRB)	7 JUL 2009

#### Heat 1 of 4

Rank	Lane	Name	Country Code	R.T.	Time	Time Behind			
<b>1</b>	<b>4</b>	<b>DEBNATH Sanu</b>	<b>IND</b>	<b>0.73</b>	<b>8:43.14</b>				
		50m (1) 29.16	100m (1) 1:01.04	150m (1) 1:33.61	200m (1) 2:06.38	250m (1) 2:39.08	300m (1) 3:12.00	350m (1) 3:45.31	400m (1) 4:18.37
		450m (1) 4:51.65	500m (1) 5:24.92	550m (1) 5:58.52	600m (1) 6:31.75	650m (1) 7:05.34	700m (1) 7:38.37	750m (1) 8:11.19	
		33.28	33.27	33.60	33.23	33.59	33.03	32.82	31.95
<b>2</b>	<b>5</b>	<b>AL HABSI Mohammed</b>	<b>OMA</b>	<b>0.96</b>	<b>9:08.61</b>	25.47			
		50m (3) 31.29	100m (3) 1:05.15	150m (3) 1:40.24	200m (3) 2:15.00	250m (3) 2:49.60	300m (2) 3:23.41	350m (2) 3:57.36	400m (2) 4:32.15
		450m (2) 5:06.98	500m (2) 5:42.17	550m (2) 6:17.24	600m (2) 6:52.21	650m (2) 7:27.36	700m (2) 8:02.93	750m (2) 8:36.80	
		34.83	35.19	35.07	34.97	35.15	35.57	33.87	31.81
<b>3</b>	<b>3</b>	<b>AL KHADHURI Musallam</b>	<b>OMA</b>	<b>0.79</b>	<b>9:23.80</b>	40.66			
		50m (2) 31.19	100m (2) 1:04.88	150m (2) 1:39.73	200m (2) 2:14.62	250m (2) 2:49.54	300m (3) 3:23.75	350m (3) 3:59.04	400m (3) 4:34.89
		450m (3) 5:10.21	500m (3) 5:45.99	550m (3) 6:22.12	600m (3) 6:58.17	650m (3) 7:35.38	700m (3) 8:11.53	750m (3) 8:48.40	
		35.32	35.78	36.13	36.05	37.21	36.15	36.87	35.40

#### LEGEND

R.T. Reaction time

Timing and Results provided by  **TISSOT**





## Results

Результаты

### EVENT NO. 24

	Record	Splits	Name	Country	Location	Date
<b>WR</b>	7:32.12	55.20	1:52.55	3:46.79	ZHANG Lin	CHN Rome (ITA) 29 JUL 2009
<b>UR</b>	7:47.24	56.32	1:54.96	3:52.76	LA TOURETTE Chad	USA Belgrade (SRB) 7 JUL 2009


#### Heat 2 of 4

Rank	Lane	Name	Country Code	R.T.	Time	Time Behind
<b>1</b>	<b>3</b>	<b>FEELEY Ryan</b>	<b>USA</b>	<b>0.76</b>	<b>8:00.92</b>	
		50m (1) 27.33			100m (1) 56.59	150m (1) 1:26.40
					200m (1) 1:56.13	250m (1) 2:26.07
					300m (1) 2:56.26	350m (1) 3:26.63
					400m (1) 3:56.97	
		450m (1) 4:27.67			500m (1) 4:58.59	550m (1) 5:29.53
		30.70			600m (2) 6:00.80	650m (3) 6:32.06
					700m (3) 7:02.52	750m (3) 7:33.08
					30.94	30.56
						27.84
<b>2</b>	<b>4</b>	<b>YAMAMOTO Kohei</b>	<b>JPN</b>	<b>0.67</b>	<b>8:01.01</b>	0.09
		50m (3) 27.95			100m (2) 58.03	150m (2) 1:28.58
					200m (2) 1:58.66	250m (2) 2:28.84
					300m (2) 2:58.94	350m (2) 3:29.34
					400m (2) 3:59.97	
		450m (2) 4:30.12			500m (2) 5:00.26	550m (2) 5:30.36
		30.15			600m (1) 6:00.72	650m (1) 6:31.30
					700m (1) 7:01.61	750m (1) 7:31.98
					30.36	30.31
						29.03
<b>3</b>	<b>5</b>	<b>HIDAKA Fumiya</b>	<b>JPN</b>	<b>0.69</b>	<b>8:01.02</b>	0.10
		50m (2) 27.64			100m (3) 58.12	150m (4) 1:28.84
					200m (4) 1:59.42	250m (4) 2:29.97
					300m (3) 3:00.52	350m (3) 3:31.02
					400m (3) 4:01.54	
		450m (3) 4:31.67			500m (3) 5:01.84	550m (3) 5:31.70
		30.13			600m (3) 6:01.74	650m (2) 6:31.93
					700m (2) 7:02.13	750m (2) 7:32.11
					30.20	29.98
						28.91
<b>4</b>	<b>6</b>	<b>VIGORITO Lucas</b>	<b>FRA</b>	<b>0.74</b>	<b>8:07.10</b>	6.18
		50m (4) 28.18			100m (4) 58.32	150m (3) 1:28.72
					200m (3) 1:59.24	250m (3) 2:29.70
					300m (4) 3:00.58	350m (4) 3:31.41
					400m (4) 4:02.11	
		450m (4) 4:33.06			500m (4) 5:04.05	550m (4) 5:35.25
		30.95			600m (4) 6:06.33	650m (4) 6:36.87
					700m (4) 7:07.79	750m (4) 7:37.86
					30.92	30.07
						29.24
<b>5</b>	<b>7</b>	<b>SZUBA Michal</b>	<b>POL</b>	<b>0.77</b>	<b>8:16.94</b>	16.02
		50m (5) 28.34			100m (5) 58.74	150m (5) 1:29.45
					200m (5) 2:00.17	250m (5) 2:31.16
					300m (5) 3:02.09	350m (5) 3:32.92
					400m (5) 4:04.46	
		450m (5) 4:35.26			500m (5) 5:06.69	550m (5) 5:37.94
		30.80			600m (5) 6:09.96	650m (5) 6:42.02
					700m (5) 7:14.54	750m (5) 7:46.38
					32.52	31.84
						30.56
<b>6</b>	<b>1</b>	<b>POSOURNY Jan</b>	<b>CZE</b>	<b>0.88</b>	<b>8:24.39</b>	23.47
		50m (6) 28.39			100m (6) 59.31	150m (6) 1:30.28
					200m (6) 2:01.55	250m (6) 2:32.91
					300m (6) 3:04.62	350m (6) 3:36.40
					400m (6) 4:08.53	
		450m (6) 4:40.08			500m (6) 5:12.16	550m (6) 5:44.13
		31.55			600m (6) 6:16.60	650m (6) 6:48.50
					700m (6) 7:20.67	750m (6) 7:52.77
					32.17	32.10
						31.62
<b>7</b>	<b>8</b>	<b>AHME Morten</b>	<b>GER</b>	<b>0.77</b>	<b>8:31.31</b>	30.39
		50m (7) 28.76			100m (7) 1:00.45	150m (7) 1:32.73
					200m (7) 2:04.87	250m (7) 2:37.09
					300m (7) 3:09.43	350m (7) 3:42.13
					400m (7) 4:14.61	
		450m (7) 4:46.04			500m (7) 5:17.53	550m (7) 5:49.27
		31.43			600m (7) 6:21.60	650m (7) 6:54.10
					700m (7) 7:26.72	750m (7) 7:59.63
					32.50	32.91
						31.68
	<b>2</b>	<b>OBRIEN George</b>	<b>AUS</b>		<b>DNS</b>	

#### LEGEND

DNS Did not start

R.T. Reaction time

Timing and Results provided by  **TISSOT**



## Results

Результаты

### EVENT NO. 24

	Record	Splits	Name	Country	Location	Date
<b>WR</b>	7:32.12	55.20 1:52.55 3:46.79	ZHANG Lin	CHN	Rome (ITA)	29 JUL 2009
<b>UR</b>	7:47.24	56.32 1:54.96 3:52.76	LA TOURETTE Chad	USA	Belgrade (SRB)	7 JUL 2009

#### Heat 3 of 4

Rank	Lane	Name	Country Code	R.T.	Time	Time Behind
<b>1</b>	<b>5</b>	<b>KULIKOV Evgeny</b>	<b>RUS</b>	<b>0.69</b>	<b>8:00.55</b>	
		50m (3) 27.95 100m (3) 58.12 150m (3) 1:28.48 200m (2) 1:58.58 250m (2) 2:28.89 300m (2) 2:59.27 350m (2) 3:29.39 400m (2) 3:59.78				
		450m (2) 4:30.08 500m (2) 5:00.58 550m (2) 5:31.02 600m (2) 6:01.49 650m (2) 6:32.19 700m (2) 7:02.91 750m (2) 7:33.16 800m (2) 8:00.55				
		30.30 30.50 30.44 30.70 30.72 30.25 27.39				
<b>2</b>	<b>4</b>	<b>FROLOV Sergii</b>	<b>UKR</b>	<b>0.78</b>	<b>8:01.02</b>	0.47
		50m (2) 27.79 100m (2) 57.70 150m (1) 1:27.80 200m (1) 1:57.47 250m (1) 2:27.79 300m (1) 2:58.20 350m (1) 3:28.51 400m (1) 3:59.07				
		450m (1) 4:29.36 500m (1) 4:59.93 550m (1) 5:30.41 600m (1) 6:01.20 650m (1) 6:32.04 700m (1) 7:02.67 750m (1) 7:32.81 800m (1) 8:01.02				
		30.29 30.57 30.48 30.79 30.84 30.63 30.14 28.21				
<b>3</b>	<b>3</b>	<b>BROTHERS William Reed</b>	<b>CAN</b>	<b>0.74</b>	<b>8:07.03</b>	6.48
		50m (5) 28.23 100m (4) 58.44 150m (5) 1:29.03 200m (5) 1:59.61 250m (5) 2:30.44 300m (5) 3:01.43 350m (4) 3:32.14 400m (3) 4:02.76				
		450m (3) 4:33.57 500m (3) 5:04.16 550m (3) 5:35.06 600m (3) 6:05.83 650m (3) 6:36.68 700m (3) 7:07.24 750m (3) 7:37.54 800m (3) 8:07.03				
		30.81 30.59 30.90 30.77 30.85 30.56 30.30 29.49				
<b>4</b>	<b>7</b>	<b>MEEGAN Andrew</b>	<b>IRL</b>	<b>0.68</b>	<b>8:07.37</b>	6.82
		50m (1) 27.51 100m (1) 57.61 150m (2) 1:28.33 200m (3) 1:58.95 250m (4) 2:30.04 300m (4) 3:01.31 350m (5) 3:32.55 400m (5) 4:03.76				
		450m (5) 4:34.80 500m (5) 5:06.05 550m (5) 5:37.22 600m (4) 6:08.31 650m (4) 6:38.95 700m (4) 7:09.31 750m (4) 7:39.71 800m (4) 8:07.37				
		31.04 31.25 31.17 31.09 30.64 30.36 30.40 27.66				
<b>5</b>	<b>6</b>	<b>GONCHAROV Anton</b>	<b>UKR</b>	<b>0.75</b>	<b>8:13.19</b>	12.64
		50m (4) 28.10 100m (5) 58.58 150m (4) 1:28.98 200m (4) 1:59.54 250m (3) 2:29.87 300m (3) 3:00.60 350m (3) 3:31.54 400m (4) 4:02.77				
		450m (4) 4:33.80 500m (4) 5:05.52 550m (4) 5:37.02 600m (5) 6:08.73 650m (5) 6:40.35 700m (5) 7:11.99 750m (5) 7:42.98 800m (4) 8:13.19				
		31.03 31.72 31.50 31.71 31.62 31.64 30.99 30.21				
<b>6</b>	<b>2</b>	<b>ARTIMON Alin Alexandru</b>	<b>ROU</b>	<b>0.76</b>	<b>8:20.60</b>	20.05
		50m (6) 28.34 100m (6) 58.96 150m (6) 1:30.42 200m (6) 2:02.07 250m (7) 2:33.91 300m (7) 3:05.87 350m (7) 3:37.54 400m (7) 4:09.41				
		450m (7) 4:41.46 500m (7) 5:13.56 550m (7) 5:45.50 600m (6) 6:17.52 650m (6) 6:49.19 700m (6) 7:20.92 750m (6) 7:51.50 800m (7) 8:20.60				
		32.05 32.10 31.94 32.02 31.67 31.73 30.58 29.10				
<b>7</b>	<b>1</b>	<b>SWEENEY Ayrton</b>	<b>RSA</b>	<b>0.74</b>	<b>8:27.81</b>	27.26
		50m (8) 28.84 100m (7) 59.58 150m (7) 1:30.67 200m (6) 2:02.07 250m (6) 2:33.74 300m (6) 3:05.33 350m (6) 3:36.96 400m (6) 4:08.59				
		450m (6) 4:40.50 500m (6) 5:12.64 550m (6) 5:45.02 600m (7) 6:17.63 650m (7) 6:50.61 700m (7) 7:23.38 750m (7) 7:55.85 800m (6) 8:27.81				
		31.91 32.14 32.38 32.61 32.98 32.77 32.47 31.96				
<b>8</b>	<b>8</b>	<b>BALVERT Troy</b>	<b>NZL</b>	<b>0.76</b>	<b>8:30.82</b>	30.27
		50m (7) 28.72 100m (8) 59.68 150m (8) 1:31.33 200m (8) 2:03.40 250m (8) 2:35.15 300m (8) 3:07.51 350m (8) 3:39.67 400m (8) 4:12.10				
		450m (8) 4:44.10 500m (8) 5:16.64 550m (8) 5:48.84 600m (8) 6:21.68 650m (8) 6:54.02 700m (8) 7:27.04 750m (8) 7:59.20 800m (8) 8:30.82				
		32.00 32.54 32.20 32.84 32.34 33.02 32.16 31.62				

#### LEGEND

R.T. Reaction time



## Results

Результаты

### EVENT NO. 24


	Record	Splits	Name	Country	Location	Date
<b>WR</b>	<b>7:32.12</b>	55.20	1:52.55	3:46.79	ZHANG Lin	CHN Rome (ITA) 29 JUL 2009
<b>UR</b>	<b>7:47.24</b>	56.32	1:54.96	3:52.76	LA TOURETTE Chad	USA Belgrade (SRB) 7 JUL 2009

#### Heat 4 of 4

Rank	Lane	Name	Country Code	R.T.	Time	Time Behind			
<b>1</b>	<b>3</b>	<b>HEDLIN Eric William</b>	<b>CAN</b>	<b>0.70</b>	<b>7:56.68</b>				
		50m (5) 28.00	100m (2) 57.24	150m (2) 1:27.32	200m (2) 1:57.06	250m (2) 2:27.31	300m (3) 2:57.54	350m (3) 3:27.70	400m (3) 3:57.72
			29.24	30.08	29.74	30.25	30.23	30.16	30.02
		450m (2) 4:27.99	500m (2) 4:58.00	550m (2) 5:27.99	600m (2) 5:57.94	650m (2) 6:27.91	700m (1) 6:57.66	750m (1) 7:27.77	
		30.27	30.01	29.99	29.95	29.97	29.75	30.11	28.91
<b>2</b>	<b>8</b>	<b>RYAN Sean</b>	<b>USA</b>	<b>0.76</b>	<b>7:58.41</b>	1.73			
		50m (4) 27.84	100m (4) 57.62	150m (4) 1:27.48	200m (4) 1:57.71	250m (3) 2:27.47	300m (2) 2:57.00	350m (1) 3:26.35	400m (1) 3:55.87
			29.78	29.86	30.23	29.76	29.53	29.35	29.52
		450m (1) 4:25.42	500m (1) 4:55.23	550m (1) 5:25.51	600m (1) 5:56.19	650m (1) 6:26.62	700m (2) 6:57.75	750m (2) 7:28.53	
		29.55	29.81	30.28	30.68	30.43	31.13	30.78	29.88
<b>3</b>	<b>6</b>	<b>ELISEEV Evgeny</b>	<b>RUS</b>	<b>0.73</b>	<b>8:05.53</b>	8.85			
		50m (2) 27.54	100m (3) 57.28	150m (3) 1:27.43	200m (3) 1:57.70	250m (4) 2:27.58	300m (4) 2:57.91	350m (4) 3:28.11	400m (4) 3:58.71
			29.74	30.15	30.27	29.88	30.33	30.20	30.60
		450m (4) 4:29.61	500m (4) 5:00.74	550m (4) 5:32.07	600m (4) 6:03.56	650m (3) 6:34.80	700m (3) 7:06.26	750m (3) 7:36.94	
		30.90	31.13	31.33	31.49	31.24	31.46	30.68	28.59
<b>4</b>	<b>4</b>	<b>NAPOLEON Ryan</b>	<b>AUS</b>	<b>0.69</b>	<b>8:08.96</b>	12.28			
		50m (1) 26.56	100m (1) 55.63	150m (1) 1:25.64	200m (1) 1:55.66	250m (1) 2:25.90	300m (1) 2:55.86	350m (2) 3:26.44	400m (2) 3:57.17
			29.07	30.01	30.02	30.24	29.96	30.58	30.73
		450m (3) 4:28.56	500m (3) 4:59.82	550m (3) 5:31.45	600m (3) 6:03.09	650m (4) 6:35.20	700m (4) 7:07.22	750m (4) 7:38.27	
		31.39	31.26	31.63	31.64	32.11	32.02	31.05	30.69
<b>5</b>	<b>1</b>	<b>KIRALY Bence</b>	<b>HUN</b>	<b>0.79</b>	<b>8:09.43</b>	12.75			
		50m (3) 27.80	100m (5) 57.66	150m (5) 1:28.12	200m (5) 1:58.61	250m (5) 2:29.41	300m (5) 2:59.93	350m (5) 3:30.89	400m (5) 4:01.65
			29.86	30.46	30.49	30.80	30.52	30.96	30.76
		450m (5) 4:32.65	500m (5) 5:03.76	550m (5) 5:34.83	600m (5) 6:05.99	650m (5) 6:37.35	700m (5) 7:08.72	750m (5) 7:39.78	
		31.00	31.11	31.07	31.16	31.36	31.37	31.06	29.65
<b>6</b>	<b>5</b>	<b>BAGGIO Luca</b>	<b>ITA</b>	<b>0.74</b>	<b>8:13.75</b>	17.07			
		50m (6) 28.06	100m (7) 58.39	150m (7) 1:29.50	200m (7) 2:00.87	250m (7) 2:32.52	300m (7) 3:03.91	350m (6) 3:35.26	400m (6) 4:06.66
			30.33	31.11	31.37	31.65	31.39	31.35	31.40
		450m (6) 4:38.20	500m (7) 5:09.62	550m (6) 5:40.89	600m (6) 6:12.08	650m (6) 6:43.39	700m (6) 7:14.30	750m (6) 7:44.22	
		31.54	31.42	31.27	31.19	31.31	30.91	29.92	29.53
<b>7</b>	<b>7</b>	<b>ARROYO PEREZ Antonio</b>	<b>ESP</b>	<b>0.68</b>	<b>8:16.83</b>	20.15			
		50m (7) 28.21	100m (8) 58.76	150m (8) 1:30.11	200m (8) 2:01.23	250m (8) 2:32.68	300m (8) 3:04.09	350m (8) 3:35.75	400m (7) 4:07.11
			30.55	31.35	31.12	31.45	31.41	31.66	31.36
		450m (7) 4:38.47	500m (6) 5:09.58	550m (7) 5:40.94	600m (7) 6:12.15	650m (7) 6:43.82	700m (7) 7:15.38	750m (7) 7:46.53	
		31.36	31.11	31.36	31.21	31.67	31.56	31.15	30.30
<b>8</b>	<b>2</b>	<b>WANG Yu-Lian</b>	<b>TPE</b>	<b>0.68</b>	<b>8:29.57</b>	32.89			
		50m (8) 28.37	100m (6) 58.12	150m (6) 1:29.03	200m (6) 2:00.17	250m (6) 2:31.48	300m (6) 3:03.21	350m (7) 3:35.54	400m (8) 4:07.84
			29.75	30.91	31.14	31.31	31.73	32.33	32.30
		450m (8) 4:40.26	500m (8) 5:12.64	550m (8) 5:45.69	600m (8) 6:18.54	650m (8) 6:51.97	700m (8) 7:24.61	750m (8) 7:57.74	
		32.42	32.38	33.05	32.85	33.43	32.64	33.13	31.83

#### LEGEND

R.T. Reaction time

Timing and Results provided by 



# Result Book

27th Summer Universiade in Kazan 2013



## Swimming

Men's 800m Freestyle Final





## Start List

Стартовый список

### EVENT NO. 24

	Record	Splits		Name		Country	Location	Date
<b>WR</b>	7:32.12	55.20	1:52.55	3:46.79	ZHANG Lin	CHN	Rome (ITA)	29 JUL 2009
<b>UR</b>	7:47.24	56.32	1:54.96	3:52.76	LA TOURETTE Chad	USA	Belgrade (SRB)	7 JUL 2009

### Final

Lane	Name	Country	Year of Birth	Qualifying Time	Time	Rank
1	FROLOV Sergii	UKR	1992	8:01.02		
2	YAMAMOTO Kohei	JPN	1991	8:01.01		
3	KULIKOV Evgeny	RUS	1991	8:00.55		
4	HEDLIN Eric William	CAN	1993	7:56.68		
5	RYAN Sean	USA	1992	7:58.41		
6	FEELEY Ryan	USA	1991	8:00.92		
7	HIDAKA Fumiya	JPN	1994	8:01.02		
8	ELISEEV Evgeny	RUS	1991	8:05.53		


### Reserves

Lane	Name	Country	Year of Birth	Qualifying Time	Time	Rank
	BROTHERS William Reed	CAN	1994	8:07.03		
	VIGORITO Lucas	FRA	1994	8:07.10		

### LEGEND

UR Universiade record

WR World record

Timing and Results provided by  **TISSOT**





## Results

Результаты

### EVENT NO. 24

	Record	Splits	Name	Country	Location	Date
<b>WR</b>	<b>7:32.12</b>	55.20	1:52.55	3:46.79	ZHANG Lin	CHN Rome (ITA) 29 JUL 2009
<b>UR</b>	<b>7:47.24</b>	56.32	1:54.96	3:52.76	LA TOURETTE Chad	USA Belgrade (SRB) 7 JUL 2009

#### Final

Rank	Lane	Name	Country Code	R.T.	Time	Time Behind
<b>1</b>	<b>2</b>	<b>YAMAMOTO Kohei</b>	<b>JPN</b>	<b>0.66</b>	<b>7:49.96</b>	
		50m (4) 27.27			100m (2) 56.44	150m (2) 1:25.80
					200m (2) 1:55.50	250m (1) 2:25.13
					300m (1) 2:54.94	350m (1) 3:24.91
					400m (1) 3:54.82	
		450m (1) 4:24.56			500m (1) 4:54.37	550m (1) 5:24.15
		29.74			600m (1) 5:53.92	650m (1) 6:23.66
					700m (1) 6:53.11	750m (1) 7:21.68
					29.81	29.78
					29.74	28.28
<b>2</b>	<b>1</b>	<b>FROLOV Sergii</b>	<b>UKR</b>	<b>0.76</b>	<b>7:51.02</b>	1.06
		50m (6) 27.59			100m (3) 56.88	150m (3) 1:26.46
					200m (3) 1:56.07	250m (3) 2:25.63
					300m (2) 2:55.44	350m (2) 3:25.28
					400m (2) 3:55.33	
		450m (2) 4:25.04			500m (2) 4:54.77	550m (2) 5:24.59
		29.71			600m (2) 5:54.13	650m (2) 6:24.04
					700m (2) 6:53.49	750m (2) 7:22.80
					29.73	29.82
					29.74	28.22
<b>3</b>	<b>4</b>	<b>HEDLIN Eric William</b>	<b>CAN</b>	<b>0.71</b>	<b>7:53.78</b>	3.82
		50m (7) 27.78			100m (7) 57.29	150m (4) 1:27.03
					200m (4) 1:56.65	250m (4) 2:26.31
					300m (4) 2:56.33	350m (3) 3:26.30
					400m (3) 3:56.20	
		450m (3) 4:25.98			500m (3) 4:55.99	550m (4) 5:26.07
		29.78			600m (3) 5:56.14	650m (3) 6:26.06
					700m (3) 6:55.61	750m (3) 7:24.94
					30.01	29.33
					30.08	28.84
<b>4</b>	<b>5</b>	<b>RYAN Sean</b>	<b>USA</b>	<b>0.75</b>	<b>7:55.67</b>	5.71
		50m (8) 27.95			100m (8) 57.86	150m (7) 1:27.72
					200m (6) 1:57.63	250m (6) 2:27.26
					300m (6) 2:56.87	350m (6) 3:26.69
					400m (4) 3:56.65	
		450m (4) 4:26.10			500m (4) 4:56.08	550m (3) 5:26.06
		29.45			600m (4) 5:56.17	650m (4) 6:26.48
					700m (4) 6:57.08	750m (4) 7:26.88
					29.98	29.80
					30.11	28.79
<b>5</b>	<b>3</b>	<b>KULIKOV Evgeny</b>	<b>RUS</b>	<b>0.66</b>	<b>7:56.78</b>	6.82
		50m (2) 27.23			100m (4) 56.93	150m (5) 1:27.08
					200m (5) 1:56.97	250m (5) 2:26.31
					300m (5) 2:56.79	350m (5) 3:26.65
					400m (5) 3:56.90	
		450m (5) 4:26.92			500m (5) 4:57.31	550m (5) 5:27.40
		30.02			600m (5) 5:57.90	650m (5) 6:28.35
					700m (5) 6:58.95	750m (5) 7:28.87
					30.39	29.92
					30.09	27.91
<b>6</b>	<b>7</b>	<b>HIDAKA Fumiya</b>	<b>JPN</b>	<b>0.67</b>	<b>7:59.31</b>	9.35
		50m (3) 27.24			100m (5) 57.01	150m (6) 1:27.63
					200m (7) 1:58.31	250m (8) 2:28.88
					300m (8) 2:59.37	350m (8) 3:29.78
					400m (8) 4:00.17	
		450m (8) 4:30.48			500m (7) 5:00.70	550m (6) 5:30.88
		30.31			600m (6) 6:01.20	650m (6) 6:31.05
					700m (6) 7:01.33	750m (6) 7:31.25
					30.22	29.92
					30.18	28.06
<b>7</b>	<b>6</b>	<b>FEELEY Ryan</b>	<b>USA</b>	<b>0.69</b>	<b>8:04.04</b>	14.08
		50m (1) 26.63			100m (1) 55.67	150m (1) 1:25.22
					200m (1) 1:55.23	250m (2) 2:25.39
					300m (3) 2:55.89	350m (4) 3:26.48
					400m (6) 3:57.43	
		450m (6) 4:28.40			500m (6) 4:59.69	550m (7) 5:31.13
		30.97			600m (7) 6:02.31	650m (7) 6:33.62
					700m (8) 7:04.87	750m (7) 7:35.79
					31.29	30.92
					31.44	28.25
<b>8</b>	<b>8</b>	<b>ELISEEV Evgeny</b>	<b>RUS</b>	<b>0.75</b>	<b>8:04.05</b>	14.09
		50m (5) 27.47			100m (6) 57.26	150m (8) 1:27.78
					200m (8) 1:58.52	250m (7) 2:28.74
					300m (7) 2:59.06	350m (7) 3:29.40
					400m (7) 4:00.05	
		450m (7) 4:30.38			500m (8) 5:01.07	550m (8) 5:31.94
		30.33			600m (8) 6:02.76	650m (8) 6:33.74
					700m (7) 7:04.83	750m (8) 7:35.81
					30.69	30.98
					30.87	28.24

#### LEGEND

R.T. Reaction time





# Result Book

27th Summer Universiade in Kazan 2013



## Swimming

Men's 1500m Freestyle





## Medallists

Медалисты

Medal	Name	Country
GOLD	RYAN Sean	USA - United States Of America
SILVER	YAMAMOTO Kohei	JPN - Japan
BRONZE	FROLOV Sergii	UKR - Ukraine



# Result Book

27th Summer Universiade in Kazan 2013



## Swimming

Men's 1500m Freestyle Preliminaries





## Start List

Стартовый список

### EVENT NO. 14

	Record	Splits				Name	Country	Location	Date
WR	14:31.02	55.80	1:54.31	3:51.50	7:45.45	SUN Yang	CHN	London (GBR)	4 AUG 2012
UR	14:51.06	58.33	1:58.44	3:58.51	7:57.98	STANCZYK Przemyslaw	POL	Belgrade (SRB)	9 JUL 2009

#### Heat 1 of 4

Lane	Name	Country	Year of Birth	Qualifying Time	Time	Rank
3	TAN Zachary	SIN	1992	18:02.88		
4	BERINO Gian Daniel	PHI	1994	17:35.00		
5	AL KHADHURI Musallam	OMA	1992	17:50.00		

#### Heat 2 of 4

Lane	Name	Country	Year of Birth	Qualifying Time	Time	Rank
1	COLONESE Victor	BRA	1992	16:08.00		
2	ARROYO PEREZ Antonio	ESP	1994	15:34.57		
3	OBRIEN George	AUS	1991	15:18.52		
4	HEDLIN Eric William	CAN	1993	15:03.64		
5	SATO Yuto	JPN	1995	15:14.21		
6	FEELEY Ryan	USA	1991	15:24.28		
7	KIRALY Bence	HUN	1993	15:53.17		

#### Heat 3 of 4


Lane	Name	Country	Year of Birth	Qualifying Time	Time	Rank
1	BALVERT Troy	NZL	1992	16:07.01		
2	ARTIMON Alin Alexandru	ROU	1992	15:30.43		
3	ELISEEV Evgeny	RUS	1991	15:17.97		
4	BROTHERS William Reed	CAN	1994	15:02.48		
5	YAMAMOTO Kohei	JPN	1991	15:12.07		
6	VIGORITO Lucas	FRA	1994	15:22.31		
7	RICHARDSON Joshua	AUS	1993	15:38.94		
8	DEBNATH Sanu	IND	1994	16:25.46		

#### Heat 4 of 4

Lane	Name	Country	Year of Birth	Qualifying Time	Time	Rank
1	POSMOURNY Jan	CZE	1988	15:58.60		
2	SHEMBEREV Maksym	UKR	1993	15:30.13		
3	KULIKOV Evgeny	RUS	1991	15:14.96		
4	FROLOV Sergii	UKR	1992	14:59.96		
5	BAGGIO Luca	ITA	1989	15:07.04		
6	RYAN Sean	USA	1992	15:20.79		
7	MEEGAN Andrew	IRL	1990	15:38.40		
8	JURJEVICIC Nejc	SLO	1993	16:11.00		

#### LEGEND

UR Universiade record      WR World record

Timing and Results provided by  TISSOT





## Results Summary


Итоговые результаты

EVENT NO. 14

	Record	Splits	Name	Country	Location	Date
<b>WR</b>	14:31.02	55.80 1:54.31 3:51.50 7:45.45	SUN Yang	CHN	London (GBR)	4 AUG 2012
<b>UR</b>	14:51.06	58.33 1:58.44 3:58.51 7:57.98	STANCZYK Przemyslaw	POL	Belgrade (SRB)	9 JUL 2009

### Heats

Rank	Heat	Lane	Name	Year of Birth	Country Code	R.T.	Time	Time Behind
<b>1</b>	<b>3</b>	<b>5</b>	<b>YAMAMOTO Kohei</b>	<b>1991</b>	<b>JPN</b>	<b>0.71</b>	<b>15:08.45</b>	<b>Q</b>
	50m 27.67	100m 57.40	150m 1:27.42	200m 1:57.89	250m 2:28.22	300m 2:58.93	350m 3:29.18	400m 3:59.56
		29.73	30.02	30.47	30.33	30.71	30.25	30.38
	450m 4:30.07	500m 5:00.56	550m 5:30.79	600m 6:01.35	650m 6:32.10	700m 7:02.90	750m 7:33.57	800m 8:04.22
	30.51	30.49	30.23	30.56	30.75	30.80	30.67	30.65
	850m 8:34.77	900m 9:05.09	950m 9:35.37	1000m 10:05.95	1050m 10:36.19	1100m 11:06.52	1150m 11:36.47	1200m 12:06.79
	30.55	30.32	30.28	30.58	30.24	30.33	29.95	30.32
	1250m 12:37.13	1300m 13:07.35	1350m 13:37.34	1400m 14:07.57	1450m 14:37.95			
	30.34	30.22	29.99	30.23	30.38	30.50		
<b>2</b>	<b>4</b>	<b>6</b>	<b>RYAN Sean</b>	<b>1992</b>	<b>USA</b>	<b>0.75</b>	<b>15:11.43</b>	<b>2.98 Q</b>
	50m 28.25	100m 58.89	150m 1:30.61	200m 2:02.21	250m 2:33.78	300m 3:04.20	350m 3:34.86	400m 4:05.11
		30.64	31.72	31.60	31.57	30.42	30.66	30.25
	450m 4:35.57	500m 5:05.97	550m 5:36.26	600m 6:06.16	650m 6:36.17	700m 7:06.13	750m 7:36.39	800m 8:06.58
	30.46	30.40	30.29	29.90	30.01	29.96	30.26	30.19
	850m 8:36.67	900m 9:06.75	950m 9:37.04	1000m 10:07.42	1050m 10:37.92	1100m 11:08.78	1150m 11:39.49	1200m 12:10.19
	30.09	30.08	30.29	30.38	30.50	30.86	30.71	30.70
	1250m 12:40.94	1300m 13:12.06	1350m 13:41.89	1400m 14:12.01	1450m 14:41.61			
	30.75	31.12	29.83	30.12	29.60	29.82		
<b>3</b>	<b>4</b>	<b>4</b>	<b>FROLOV Sergii</b>	<b>1992</b>	<b>UKR</b>	<b>0.78</b>	<b>15:14.17</b>	<b>5.72 Q</b>
	50m 28.33	100m 59.00	150m 1:30.12	200m 2:01.03	250m 2:31.77	300m 3:02.45	350m 3:32.74	400m 4:03.32
		30.67	31.12	30.91	30.74	30.68	30.29	30.58
	450m 4:33.71	500m 5:04.14	550m 5:34.34	600m 6:04.84	650m 6:35.04	700m 7:05.89	750m 7:36.68	800m 8:07.18
	30.39	30.43	30.20	30.50	30.20	30.85	30.79	30.50
	850m 8:37.67	900m 9:07.67	950m 9:38.19	1000m 10:08.72	1050m 10:39.18	1100m 11:09.35	1150m 11:39.97	1200m 12:10.45
	30.49	30.00	30.52	30.53	30.46	30.17	30.62	30.48
	1250m 12:41.05	1300m 13:11.96	1350m 13:42.80	1400m 14:13.51	1450m 14:44.51			
	30.60	30.91	30.84	30.71	31.00	29.66		
<b>4</b>	<b>2</b>	<b>6</b>	<b>FEELEY Ryan</b>	<b>1991</b>	<b>USA</b>	<b>0.76</b>	<b>15:17.53</b>	<b>9.08 Q</b>
	50m 27.44	100m 57.88	150m 1:28.61	200m 1:59.37	250m 2:30.02	300m 3:00.75	350m 3:31.41	400m 4:02.10
		30.44	30.73	30.76	30.65	30.73	30.66	30.69
	450m 4:32.67	500m 5:03.63	550m 5:34.36	600m 6:05.30	650m 6:35.77	700m 7:06.45	750m 7:37.17	800m 8:07.80
	30.57	30.96	30.73	30.94	30.47	30.68	30.72	30.63
	850m 8:38.67	900m 9:09.37	950m 9:39.69	1000m 10:10.60	1050m 10:41.51	1100m 11:12.63	1150m 11:43.66	1200m 12:14.94
	30.87	30.70	30.32	30.91	30.91	31.12	31.03	31.28
	1250m 12:45.79	1300m 13:16.78	1350m 13:47.44	1400m 14:18.33	1450m 14:48.86			
	30.85	30.99	30.66	30.89	30.53	28.67		
<b>5</b>	<b>2</b>	<b>4</b>	<b>HEDLIN Eric William</b>	<b>1993</b>	<b>CAN</b>	<b>0.71</b>	<b>15:18.31</b>	<b>9.86 Q</b>
	50m 27.78	100m 58.31	150m 1:28.80	200m 1:59.39	250m 2:29.97	300m 3:00.51	350m 3:31.44	400m 4:01.80
		30.53	30.49	30.59	30.58	30.54	30.93	30.36
	450m 4:32.58	500m 5:03.19	550m 5:33.95	600m 6:04.50	650m 6:35.33	700m 7:06.39	750m 7:37.10	800m 8:07.88
	30.78	30.61	30.76	30.55	30.83	31.06	30.71	30.78
	850m 8:38.87	900m 9:09.62	950m 9:40.42	1000m 10:11.24	1050m 10:41.94	1100m 11:12.81	1150m 11:43.70	1200m 12:14.38
	30.99	30.75	30.80	30.82	30.70	30.87	30.89	30.68
	1250m 12:45.36	1300m 13:16.14	1350m 13:47.10	1400m 14:17.77	1450m 14:48.52			
	30.98	30.78	30.96	30.67	30.75	29.79		
<b>6</b>	<b>4</b>	<b>5</b>	<b>BAGGIO Luca</b>	<b>1989</b>	<b>ITA</b>	<b>0.71</b>	<b>15:20.09</b>	<b>11.64 Q</b>
	50m 28.50	100m 58.91	150m 1:30.13	200m 2:01.12	250m 2:32.03	300m 3:02.74	350m 3:33.23	400m 4:03.97
		30.41	31.22	30.99	30.91	30.71	30.49	30.74
	450m 4:34.60	500m 5:05.38	550m 5:36.12	600m 6:06.96	650m 6:37.95	700m 7:08.89	750m 7:39.88	800m 8:10.93
	30.63	30.78	30.74	30.84	30.99	30.94	30.99	31.05
	850m 8:41.90	900m 9:13.04	950m 9:44.02	1000m 10:15.16	1050m 10:46.22	1100m 11:17.39	1150m 11:48.35	1200m 12:19.56
	30.97	31.14	30.98	31.14	31.06	31.17	30.96	31.21
	1250m 12:50.42	1300m 13:21.24	1350m 13:51.90	1400m 14:22.61	1450m 14:51.51			
	30.86	30.82	30.66	30.71	28.90	28.58		

Timing and Results provided by  TISSOT



Heats

Rank	Heat	Lane	Name	Year of Birth	Country Code	R.T.	Time	Time Behind
<b>7</b>	<b>4</b>	<b>3</b>	<b>KULIKOV Evgeny</b>	<b>1991</b>	<b>RUS</b>	<b>0.68</b>	<b>15:22.02</b>	<b>13.57 Q</b>
	50m 28.29	100m 59.12	150m 1:30.14	200m 2:01.23	250m 2:32.11	300m 3:03.03	350m 3:33.89	400m 4:04.50
		30.83	31.02	31.09	30.88	30.92	30.86	30.61
	450m 4:35.41	500m 5:06.05	550m 5:36.76	600m 6:07.52	650m 6:38.32	700m 7:08.92	750m 7:39.92	800m 8:10.54
	30.91	30.64	30.71	30.76	30.80	30.60	31.00	30.62
	850m 8:41.35	900m 9:12.04	950m 9:43.09	1000m 10:13.82	1050m 10:45.02	1100m 11:15.97	1150m 11:47.14	1200m 12:17.99
	30.81	30.69	31.05	30.73	31.20	30.95	31.17	30.85
	1250m 12:49.18	1300m 13:20.25	1350m 13:51.60	1400m 14:22.45	1450m 14:52.96			
	31.19	31.07	31.35	30.85	30.51	29.06		
<b>8</b>	<b>4</b>	<b>7</b>	<b>MEEGAN Andrew</b>	<b>1990</b>	<b>IRL</b>	<b>0.78</b>	<b>15:25.31</b>	<b>16.86 Q</b>
	50m 28.15	100m 58.89	150m 1:29.74	200m 2:00.64	250m 2:31.38	300m 3:02.35	350m 3:33.14	400m 4:04.10
		30.74	30.85	30.90	30.74	30.97	30.79	30.96
	450m 4:35.11	500m 5:06.40	550m 5:37.58	600m 6:08.88	650m 6:40.20	700m 7:11.72	750m 7:42.90	800m 8:13.98
	31.01	31.29	31.18	31.30	31.32	31.52	31.18	31.08
	850m 8:45.07	900m 9:15.94	950m 9:46.80	1000m 10:17.84	1050m 10:49.06	1100m 11:19.87	1150m 11:50.93	1200m 12:21.73
	31.09	30.87	30.86	31.04	31.22	30.81	31.06	30.80
	1250m 12:52.53	1300m 13:23.17	1350m 13:54.10	1400m 14:24.52	1450m 14:55.59			
	30.80	30.64	30.93	30.42	31.07	29.72		
<b>9</b>	<b>3</b>	<b>4</b>	<b>BROTHERS William Reed</b>	<b>1994</b>	<b>CAN</b>	<b>0.75</b>	<b>15:25.61</b>	<b>17.16</b>
	50m 28.34	100m 58.55	150m 1:29.25	200m 1:59.90	250m 2:31.17	300m 3:01.93	350m 3:33.13	400m 4:04.13
		30.21	30.70	30.65	31.27	30.76	31.20	31.00
	450m 4:35.31	500m 5:06.08	550m 5:36.81	600m 6:07.44	650m 6:38.29	700m 7:09.35	750m 7:40.32	800m 8:11.37
	31.18	30.77	30.73	30.63	30.85	31.06	30.97	31.05
	850m 8:42.49	900m 9:13.59	950m 9:44.60	1000m 10:15.60	1050m 10:46.76	1100m 11:17.95	1150m 11:49.58	1200m 12:20.40
	31.12	31.10	31.01	31.00	31.16	31.19	31.63	30.82
	1250m 12:51.61	1300m 13:22.84	1350m 13:53.89	1400m 14:25.12	1450m 14:55.73			
	31.21	31.23	31.05	31.23	30.61	29.88		
<b>10</b>	<b>3</b>	<b>3</b>	<b>ELISEEV Evgeny</b>	<b>1991</b>	<b>RUS</b>	<b>0.78</b>	<b>15:26.71</b>	<b>18.26</b>
	50m 28.34	100m 58.81	150m 1:29.40	200m 2:00.08	250m 2:30.91	300m 3:01.95	350m 3:32.99	400m 4:04.12
		30.47	30.59	30.68	30.83	31.04	31.04	31.13
	450m 4:35.31	500m 5:06.40	550m 5:37.39	600m 6:08.22	650m 6:39.36	700m 7:09.95	750m 7:41.01	800m 8:11.96
	31.19	31.09	30.99	30.83	31.14	30.59	31.06	30.95
	850m 8:43.07	900m 9:14.22	950m 9:45.52	1000m 10:16.44	1050m 10:47.64	1100m 11:18.67	1150m 11:50.20	1200m 12:21.25
	31.11	31.15	31.30	30.92	31.20	31.03	31.53	31.05
	1250m 12:52.83	1300m 13:23.83	1350m 13:55.18	1400m 14:25.98	1450m 14:57.03			
	31.58	31.00	31.35	30.80	31.05	29.68		
<b>11</b>	<b>4</b>	<b>2</b>	<b>SHEMBEREV Maksym</b>	<b>1993</b>	<b>UKR</b>	<b>0.81</b>	<b>15:31.89</b>	<b>23.44</b>
	50m 28.73	100m 59.08	150m 1:29.91	200m 2:00.49	250m 2:31.03	300m 3:01.48	350m 3:32.13	400m 4:02.86
		30.35	30.83	30.58	30.54	30.45	30.65	30.73
	450m 4:33.46	500m 5:04.28	550m 5:34.92	600m 6:05.50	650m 6:36.25	700m 7:07.23	750m 7:38.54	800m 8:09.52
	30.60	30.82	30.64	30.58	30.75	30.98	31.31	30.98
	850m 8:41.07	900m 9:12.23	950m 9:43.89	1000m 10:15.46	1050m 10:46.87	1100m 11:18.68	1150m 11:50.58	1200m 12:21.99
	31.55	31.16	31.66	31.57	31.41	31.81	31.90	31.41
	1250m 12:53.98	1300m 13:25.49	1350m 13:57.52	1400m 14:29.24	1450m 15:01.01			
	31.99	31.51	32.03	31.72	31.77	30.88		
<b>12</b>	<b>3</b>	<b>6</b>	<b>VIGORITO Lucas</b>	<b>1994</b>	<b>FRA</b>	<b>0.81</b>	<b>15:32.20</b>	<b>23.75</b>
	50m 28.60	100m 59.02	150m 1:30.19	200m 2:01.51	250m 2:32.84	300m 3:04.08	350m 3:35.27	400m 4:06.54
		30.42	31.17	31.32	31.33	31.24	31.19	31.27
	450m 4:37.78	500m 5:09.14	550m 5:40.58	600m 6:12.03	650m 6:43.15	700m 7:14.76	750m 7:46.05	800m 8:17.61
	31.24	31.36	31.44	31.45	31.12	31.61	31.29	31.56
	850m 8:49.02	900m 9:20.46	950m 9:51.86	1000m 10:23.24	1050m 10:54.40	1100m 11:25.95	1150m 11:57.38	1200m 12:28.85
	31.41	31.44	31.40	31.38	31.16	31.55	31.43	31.47
	1250m 13:00.18	1300m 13:31.65	1350m 14:02.90	1400m 14:34.17	1450m 15:03.90			
	31.33	31.47	31.25	31.27	29.73	28.30		
<b>13</b>	<b>2</b>	<b>5</b>	<b>SATO Yuto</b>	<b>1995</b>	<b>JPN</b>	<b>0.76</b>	<b>15:32.43</b>	<b>23.98</b>
	50m 27.91	100m 58.32	150m 1:29.04	200m 2:00.01	250m 2:30.76	300m 3:01.56	350m 3:32.37	400m 4:03.46
		30.41	30.72	30.97	30.75	30.80	30.81	31.09
	450m 4:33.97	500m 5:04.83	550m 5:35.82	600m 6:06.83	650m 6:37.89	700m 7:09.41	750m 7:40.61	800m 8:11.73
	30.51	30.86	30.99	31.01	31.06	31.52	31.20	31.12
	850m 8:42.85	900m 9:14.26	950m 9:45.63	1000m 10:17.17	1050m 10:48.52	1100m 11:20.06	1150m 11:51.79	1200m 12:23.69
	31.12	31.41	31.37	31.54	31.35	31.54	31.73	31.90
	1250m 12:55.42	1300m 13:27.12	1350m 13:58.85	1400m 14:30.77	1450m 15:02.18			
	31.73	31.70	31.73	31.92	31.41	30.25		





**Heats**

Rank	Heat	Lane	Name	Year of Birth	Country Code	R.T.	Time	Time Behind
<b>14</b>	<b>3</b>	<b>7</b>	<b>RICHARDSON Joshua</b>	<b>1993</b>	<b>AUS</b>	<b>0.80</b>	<b>15:33.21</b>	<b>24.76</b>
	50m 28.85	100m 59.56	150m 1:30.47	200m 2:01.79	250m 2:33.12	300m 3:04.71	350m 3:35.84	400m 4:07.20
		30.71	30.91	31.32	31.33	31.59	31.13	31.36
	450m 4:38.39	500m 5:09.94	550m 5:41.02	600m 6:12.46	650m 6:43.57	700m 7:15.17	750m 7:46.39	800m 8:17.75
	31.19	31.55	31.08	31.44	31.11	31.60	31.22	31.36
	850m 8:49.08	900m 9:20.52	950m 9:51.65	1000m 10:23.20	1050m 10:54.41	1100m 11:25.83	1150m 11:57.24	1200m 12:28.63
	31.33	31.44	31.13	31.55	31.21	31.42	31.41	31.39
	1250m 12:59.78	1300m 13:31.25	1350m 14:02.38	1400m 14:33.74	1450m 15:04.31			
	31.15	31.47	31.13	31.36	30.57	28.90		
<b>15</b>	<b>2</b>	<b>1</b>	<b>COLONESE Victor</b>	<b>1992</b>	<b>BRA</b>	<b>0.76</b>	<b>15:39.92</b>	<b>31.47</b>
	50m 29.28	100m 1:00.14	150m 1:31.49	200m 2:02.82	250m 2:34.42	300m 3:05.71	350m 3:37.21	400m 4:08.28
		30.86	31.35	31.33	31.60	31.29	31.50	31.07
	450m 4:39.86	500m 5:11.06	550m 5:42.25	600m 6:13.52	650m 6:45.11	700m 7:16.48	750m 7:47.94	800m 8:19.17
	31.58	31.20	31.19	31.27	31.59	31.37	31.46	31.23
	850m 8:50.83	900m 9:22.17	950m 9:53.61	1000m 10:24.83	1050m 10:56.57	1100m 11:27.98	1150m 11:59.84	1200m 12:31.09
	31.66	31.34	31.44	31.22	31.74	31.41	31.86	31.25
	1250m 13:02.86	1300m 13:34.17	1350m 14:06.09	1400m 14:37.83	1450m 15:09.61			
	31.77	31.31	31.92	31.74	31.78	30.31		
<b>16</b>	<b>2</b>	<b>2</b>	<b>ARROYO PEREZ Antonio</b>	<b>1994</b>	<b>ESP</b>	<b>0.67</b>	<b>15:41.33</b>	<b>32.88</b>
	50m 28.93	100m 59.89	150m 1:31.23	200m 2:02.35	250m 2:33.97	300m 3:05.18	350m 3:36.71	400m 4:07.86
		30.96	31.34	31.12	31.62	31.21	31.53	31.15
	450m 4:39.27	500m 5:10.58	550m 5:42.10	600m 6:13.37	650m 6:44.82	700m 7:15.98	750m 7:47.43	800m 8:18.96
	31.41	31.31	31.52	31.27	31.45	31.16	31.45	31.53
	850m 8:50.60	900m 9:22.14	950m 9:54.07	1000m 10:25.65	1050m 10:57.24	1100m 11:28.80	1150m 12:00.59	1200m 12:32.07
	31.64	31.54	31.93	31.58	31.59	31.56	31.79	31.48
	1250m 13:04.17	1300m 13:35.75	1350m 14:07.54	1400m 14:39.17	1450m 15:10.69			
	32.10	31.58	31.79	31.63	31.52	30.64		
<b>17</b>	<b>2</b>	<b>3</b>	<b>OBRIEN George</b>	<b>1991</b>	<b>AUS</b>	<b>0.71</b>	<b>15:44.18</b>	<b>35.73</b>
	50m 28.32	100m 58.53	150m 1:29.66	200m 2:00.90	250m 2:32.36	300m 3:03.70	350m 3:35.29	400m 4:06.71
		30.21	31.13	31.24	31.46	31.34	31.59	31.42
	450m 4:38.08	500m 5:09.18	550m 5:40.71	600m 6:12.34	650m 6:44.19	700m 7:15.84	750m 7:47.34	800m 8:18.95
	31.37	31.10	31.53	31.63	31.85	31.65	31.50	31.61
	850m 8:50.49	900m 9:22.41	950m 9:54.34	1000m 10:26.09	1050m 10:58.20	1100m 11:30.15	1150m 12:01.89	1200m 12:33.18
	31.54	31.92	31.93	31.75	32.11	31.95	31.74	31.29
	1250m 13:05.55	1300m 13:37.47	1350m 14:09.72	1400m 14:41.73	1450m 15:13.29			
	32.37	31.92	32.25	32.01	31.56	30.89		
<b>18</b>	<b>2</b>	<b>7</b>	<b>KIRALY Bence</b>	<b>1993</b>	<b>HUN</b>	<b>0.87</b>	<b>15:51.08</b>	<b>42.63</b>
	50m 28.26	100m 58.91	150m 1:30.11	200m 2:01.63	250m 2:33.05	300m 3:05.01	350m 3:36.59	400m 4:08.10
		30.65	31.20	31.52	31.42	31.96	31.58	31.51
	450m 4:39.45	500m 5:11.28	550m 5:42.64	600m 6:14.34	650m 6:46.15	700m 7:18.29	750m 7:50.14	800m 8:22.03
	31.35	31.83	31.36	31.70	31.81	32.14	31.85	31.89
	850m 8:54.19	900m 9:26.69	950m 9:58.42	1000m 10:30.65	1050m 11:02.74	1100m 11:35.07	1150m 12:07.34	1200m 12:39.70
	32.16	32.50	31.73	32.23	32.09	32.33	32.27	32.36
	1250m 13:11.80	1300m 13:44.06	1350m 14:16.31	1400m 14:48.70	1450m 15:20.33			
	32.10	32.26	32.25	32.39	31.63	30.75		
<b>19</b>	<b>4</b>	<b>1</b>	<b>POSMOURNY Jan</b>	<b>1988</b>	<b>CZE</b>	<b>0.89</b>	<b>16:05.54</b>	<b>57.09</b>
	50m 28.72	100m 59.63	150m 1:31.17	200m 2:02.84	250m 2:34.66	300m 3:06.37	350m 3:38.58	400m 4:10.68
		30.91	31.54	31.67	31.82	31.71	32.21	32.10
	450m 4:42.65	500m 5:15.01	550m 5:46.99	600m 6:19.23	650m 6:51.49	700m 7:23.96	750m 7:56.20	800m 8:28.83
	31.97	32.36	31.98	32.24	32.26	32.47	32.24	32.63
	850m 9:01.21	900m 9:33.97	950m 10:06.71	1000m 10:39.23	1050m 11:11.72	1100m 11:44.28	1150m 12:16.96	1200m 12:49.51
	32.38	32.76	32.74	32.52	32.49	32.56	32.68	32.55
	1250m 13:22.55	1300m 13:55.76	1350m 14:28.01	1400m 15:01.24	1450m 15:33.85			
	33.04	33.21	32.25	33.23	32.61	31.69		
<b>20</b>	<b>3</b>	<b>2</b>	<b>ARTIMON Alin Alexandru</b>	<b>1992</b>	<b>ROU</b>	<b>0.75</b>	<b>16:09.07</b>	<b>1:00.62</b>
	50m 28.77	100m 59.98	150m 1:31.93	200m 2:04.26	250m 2:36.77	300m 3:09.13	350m 3:41.48	400m 4:13.70
		31.21	31.95	32.33	32.51	32.36	32.35	32.22
	450m 4:46.35	500m 5:18.75	550m 5:51.29	600m 6:24.07	650m 6:56.63	700m 7:29.69	750m 8:02.41	800m 8:35.42
	32.65	32.40	32.54	32.78	32.56	33.06	32.72	33.01
	850m 9:08.48	900m 9:41.41	950m 10:14.29	1000m 10:47.15	1050m 11:19.79	1100m 11:52.55	1150m 12:25.14	1200m 12:57.49
	33.06	32.93	32.88	32.86	32.64	32.76	32.59	32.35
	1250m 13:29.55	1300m 14:01.47	1350m 14:32.96	1400m 15:05.03	1450m 15:37.21			
	32.06	31.92	31.49	32.07	32.18	31.86		



**Heats**

Rank	Heat	Lane	Name	Year of Birth	Country Code	R.T.	Time	Time Behind
<b>21</b>	<b>3</b>	<b>1</b>	<b>BALVERT Troy</b>	<b>1992</b>	<b>NZL</b>	<b>0.72</b>	<b>16:13.44</b>	<b>1:04.99</b>
	50m 29.23	100m 1:00.56	150m 1:32.32	200m 2:04.43	250m 2:36.46	300m 3:08.46	350m 3:40.65	400m 4:12.73
		31.33	31.76	32.11	32.03	32.00	32.19	32.08
	450m 4:45.23	500m 5:17.54	550m 5:49.85	600m 6:22.08	650m 6:54.70	700m 7:27.31	750m 8:00.09	800m 8:32.82
	32.50	32.31	32.31	32.23	32.62	32.61	32.78	32.73
	850m 9:05.52	900m 9:38.02	950m 10:11.10	1000m 10:43.95	1050m 11:16.74	1100m 11:49.40	1150m 12:22.43	1200m 12:55.45
	32.70	32.50	33.08	32.85	32.79	32.66	33.03	33.02
	1250m 13:28.82	1300m 14:01.92	1350m 14:35.03	1400m 15:07.88	1450m 15:41.25			
	33.37	33.10	33.11	32.85	33.37	32.19		
<b>22</b>	<b>3</b>	<b>8</b>	<b>DEBNATH Sanu</b>	<b>1994</b>	<b>IND</b>	<b>0.79</b>	<b>16:25.99</b>	<b>1:17.54</b>
	50m 29.30	100m 1:01.12	150m 1:33.44	200m 2:06.03	250m 2:38.81	300m 3:11.36	350m 3:44.20	400m 4:16.92
		31.82	32.32	32.59	32.78	32.55	32.84	32.72
	450m 4:49.88	500m 5:22.71	550m 5:55.82	600m 6:29.47	650m 7:02.81	700m 7:36.41	750m 8:09.64	800m 8:42.73
	32.96	32.83	33.11	33.65	33.34	33.60	33.23	33.09
	850m 9:15.94	900m 9:48.95	950m 10:22.14	1000m 10:55.19	1050m 11:28.26	1100m 12:01.60	1150m 12:34.65	1200m 13:07.85
	33.21	33.01	33.19	33.05	33.07	33.34	33.05	33.20
	1250m 13:41.03	1300m 14:14.51	1350m 14:47.91	1400m 15:21.22	1450m 15:54.03			
	33.18	33.48	33.40	33.31	32.81	31.96		
<b>23</b>	<b>4</b>	<b>8</b>	<b>JURJEVICIC Nejc</b>	<b>1993</b>	<b>SLO</b>	<b>0.70</b>	<b>16:32.24</b>	<b>1:23.79</b>
	50m 29.77	100m 1:02.10	150m 1:34.51	200m 2:07.44	250m 2:40.24	300m 3:13.16	350m 3:45.99	400m 4:19.24
		32.33	32.41	32.93	32.80	32.92	32.83	33.25
	450m 4:52.27	500m 5:25.24	550m 5:58.30	600m 6:31.24	650m 7:04.33	700m 7:37.48	750m 8:10.64	800m 8:43.96
	33.03	32.97	33.06	32.94	33.09	33.15	33.16	33.32
	850m 9:17.10	900m 9:50.77	950m 10:23.99	1000m 10:57.22	1050m 11:30.49	1100m 12:04.19	1150m 12:37.60	1200m 13:11.50
	33.14	33.67	33.22	33.23	33.27	33.70	33.41	33.90
	1250m 13:45.25	1300m 14:19.34	1350m 14:53.20	1400m 15:27.36	1450m 16:00.29			
	33.75	34.09	33.86	34.16	32.93	31.95		
<b>24</b>	<b>1</b>	<b>4</b>	<b>BERINO Gian Daniel</b>	<b>1994</b>	<b>PHI</b>	<b>0.71</b>	<b>17:41.90</b>	<b>2:33.45</b>
	50m 30.45	100m 1:04.38	150m 1:39.24	200m 2:13.90	250m 2:48.72	300m 3:23.74	350m 3:58.74	400m 4:34.52
		33.93	34.86	34.66	34.82	35.02	35.00	35.78
	450m 5:10.58	500m 5:46.82	550m 6:22.75	600m 6:58.86	650m 7:35.24	700m 8:11.42	750m 8:47.36	800m 9:23.36
	36.06	36.24	35.93	36.11	36.38	36.18	35.94	36.00
	850m 9:58.94	900m 10:35.07	950m 11:10.93	1000m 11:47.13	1050m 12:23.36	1100m 12:59.74	1150m 13:35.37	1200m 14:11.44
	35.58	36.13	35.86	36.20	36.23	36.38	35.63	36.07
	1250m 14:47.06	1300m 15:22.63	1350m 15:57.85	1400m 16:33.24	1450m 17:08.06			
	35.62	35.57	35.22	35.39	34.82	33.84		
<b>25</b>	<b>1</b>	<b>5</b>	<b>AL KHADHURI Musallam</b>	<b>1992</b>	<b>OMA</b>	<b>0.78</b>	<b>18:07.80</b>	<b>2:59.35</b>
	50m 31.46	100m 1:05.90	150m 1:40.90	200m 2:16.87	250m 2:52.00	300m 3:28.50	350m 4:04.13	400m 4:40.71
		34.44	35.00	35.97	35.13	36.50	35.63	36.58
	450m 5:16.53	500m 5:52.77	550m 6:28.45	600m 7:04.91	650m 7:40.75	700m 8:17.59	750m 8:53.76	800m 9:31.03
	35.82	36.24	35.68	36.46	35.84	36.84	36.17	37.27
	850m 10:07.94	900m 10:45.90	950m 11:22.63	1000m 12:00.57	1050m 12:38.22	1100m 13:16.24	1150m 13:53.25	1200m 14:30.20
	36.91	37.96	36.73	37.94	37.65	38.02	37.01	36.95
	1250m 15:06.53	1300m 15:43.10	1350m 16:19.43	1400m 16:56.74	1450m 17:32.94			
	36.33	36.57	36.33	37.31	36.20	34.86		
<b>26</b>	<b>1</b>	<b>3</b>	<b>TAN Zachary</b>	<b>1992</b>	<b>SIN</b>	<b>0.76</b>	<b>18:12.90</b>	<b>3:04.45</b>
	50m 30.79	100m 1:04.77	150m 1:39.75	200m 2:15.37	250m 2:51.03	300m 3:27.48	350m 4:03.82	400m 4:40.48
		33.98	34.98	35.62	35.66	36.45	36.34	36.66
	450m 5:17.31	500m 5:54.14	550m 6:31.64	600m 7:08.58	650m 7:46.25	700m 8:22.35	750m 8:59.49	800m 9:36.68
	36.83	36.83	37.50	36.94	37.67	36.10	37.14	37.19
	850m 10:13.97	900m 10:50.81	950m 11:27.36	1000m 12:04.77	1050m 12:42.37	1100m 13:18.51	1150m 13:56.13	1200m 14:33.23
	37.29	36.84	36.55	37.41	37.60	36.14	37.62	37.10
	1250m 15:10.56	1300m 15:46.85	1350m 16:24.26	1400m 17:00.80	1450m 17:38.25			
	37.33	36.29	37.41	36.54	37.45	34.65		

**LEGEND**

**Q** Qualified for the next phase      **R.T.** Reaction time



## Results

Результаты

### EVENT NO. 14

	Record	Splits			Name	Country	Location	Date	
<b>WR</b>	14:31.02	55.80	1:54.31	3:51.50	7:45.45	SUN Yang	CHN	London (GBR)	4 AUG 2012
<b>UR</b>	14:51.06	58.33	1:58.44	3:58.51	7:57.98	STANCZYK Przemyslaw	POL	Belgrade (SRB)	9 JUL 2009

#### Heat 1 of 4

Rank	Lane	Name	Country Code	R.T.	Time	Time Behind
<b>1</b>	<b>4</b>	<b>BERINO Gian Daniel</b>	<b>PHI</b>	<b>0.71</b>	<b>17:41.90</b>	
		50m (1) 30.45			100m (1) 1:04.38	150m (1) 1:39.24
					33.93	34.86
		450m (1) 5:10.58			500m (1) 5:46.82	550m (1) 6:22.75
		36.06			36.24	35.93
		850m (1) 9:58.94			900m (1) 10:35.07	950m (1) 11:10.93
		35.58			36.13	35.86
		1250m (1) 14:47.06			1300m (1) 15:22.63	1350m (1) 15:57.85
		35.62			35.57	35.22
					200m (1) 2:13.90	250m (1) 2:48.72
					34.66	34.82
					600m (1) 6:58.86	650m (1) 7:35.24
					36.11	36.38
					1000m (1) 11:47.13	1050m (1) 12:23.36
					36.20	36.23
					1400m (1) 16:33.24	1450m (1) 17:08.06
					35.39	34.82
						33.84
<b>2</b>	<b>5</b>	<b>AL KHADHURI Musallam</b>	<b>OMA</b>	<b>0.78</b>	<b>18:07.80</b>	<b>25.90</b>
		50m (3) 31.46			100m (3) 1:05.90	150m (3) 1:40.90
					34.44	35.00
		450m (2) 5:16.53			500m (2) 5:52.77	550m (2) 6:28.45
		35.82			36.24	35.68
		850m (2) 10:07.94			900m (2) 10:45.90	950m (2) 11:22.63
		36.91			37.96	36.73
		1250m (2) 15:06.53			1300m (2) 15:43.10	1350m (2) 16:19.43
		36.33			36.57	36.33
					200m (3) 2:16.87	250m (3) 2:52.00
					35.97	35.13
					600m (2) 7:04.91	650m (2) 7:40.75
					36.46	35.84
					1000m (2) 12:00.57	1050m (2) 12:38.22
					37.94	37.65
					1400m (2) 16:56.74	1450m (2) 17:32.94
					37.31	36.20
						34.86
<b>3</b>	<b>3</b>	<b>TAN Zachary</b>	<b>SIN</b>	<b>0.76</b>	<b>18:12.90</b>	<b>31.00</b>
		50m (2) 30.79			100m (2) 1:04.77	150m (2) 1:39.75
					33.98	34.98
		450m (3) 5:17.31			500m (3) 5:54.14	550m (3) 6:31.64
		36.83			36.83	37.50
		850m (3) 10:13.97			900m (3) 10:50.81	950m (3) 11:27.36
		37.29			36.84	36.55
		1250m (3) 15:10.56			1300m (3) 15:46.85	1350m (3) 16:24.26
		37.33			36.29	37.41
					200m (2) 2:15.37	250m (2) 2:51.03
					35.62	35.66
					600m (3) 7:08.58	650m (3) 7:46.25
					36.94	37.67
					1000m (3) 12:04.77	1050m (3) 12:42.37
					37.41	37.60
					1400m (3) 17:00.80	1450m (3) 17:38.25
					36.54	37.45
						34.65

#### LEGEND

R.T. Reaction time



## Results

Результаты

### EVENT NO. 14

	Record	Splits	Name	Country	Location	Date
<b>WR</b>	14:31.02	55.80 1:54.31 3:51.50 7:45.45	SUN Yang	CHN	London (GBR)	4 AUG 2012
<b>UR</b>	14:51.06	58.33 1:58.44 3:58.51 7:57.98	STANCZYK Przemyslaw	POL	Belgrade (SRB)	9 JUL 2009

#### Heat 2 of 4

Rank	Lane	Name	Country Code	R.T.	Time	Time Behind		
<b>1</b>	<b>6</b>	<b>FEELEY Ryan</b>	<b>USA</b>	<b>0.76</b>	<b>15:17.53</b>			
	50m (1) 27.44	100m (1) 57.88 30.44	150m (1) 1:28.61 30.73	200m (1) 1:59.37 30.76	250m (2) 2:30.02 30.65	300m (2) 3:00.75 30.73	350m (1) 3:31.41 30.66	400m (2) 4:02.10 30.69
	450m (2) 4:32.67 30.57	500m (2) 5:03.63 30.96	550m (2) 5:34.36 30.73	600m (2) 6:05.30 30.94	650m (2) 6:35.77 30.47	700m (2) 7:06.45 30.68	750m (2) 7:37.17 30.72	800m (1) 8:07.80 30.63
	850m (1) 8:38.67 30.87	900m (1) 9:09.37 30.70	950m (1) 9:39.69 30.32	1000m (1) 10:10.60 30.91	1050m (1) 10:41.51 30.91	1100m (1) 11:12.63 31.12	1150m (1) 11:43.66 31.03	1200m (2) 12:14.94 31.28
	1250m (2) 12:45.79 30.85	1300m (2) 13:16.78 30.99	1350m (2) 13:47.44 30.66	1400m (2) 14:18.33 30.89	1450m (2) 14:48.86 30.53			
<b>2</b>	<b>4</b>	<b>HEDLIN Eric William</b>	<b>CAN</b>	<b>0.71</b>	<b>15:18.31</b>	<b>0.78</b>		
	50m (2) 27.78	100m (2) 58.31 30.53	150m (2) 1:28.80 30.49	200m (2) 1:59.39 30.59	250m (1) 2:29.97 30.58	300m (1) 3:00.51 30.54	350m (2) 3:31.44 30.93	400m (1) 4:01.80 30.36
	450m (1) 4:32.58 30.78	500m (1) 5:03.19 30.61	550m (1) 5:33.95 30.76	600m (1) 6:04.50 30.55	650m (1) 6:35.33 30.83	700m (1) 7:06.39 31.06	750m (1) 7:37.10 30.71	800m (2) 8:07.88 30.78
	850m (2) 8:38.87 30.99	900m (2) 9:09.62 30.75	950m (2) 9:40.42 30.80	1000m (2) 10:11.24 30.82	1050m (2) 10:41.94 30.70	1100m (2) 11:12.81 30.87	1150m (2) 11:43.70 30.89	1200m (1) 12:14.38 30.68
	1250m (1) 12:45.36 30.98	1300m (1) 13:16.14 30.78	1350m (1) 13:47.10 30.96	1400m (1) 14:17.77 30.67	1450m (1) 14:48.52 30.75			
<b>3</b>	<b>5</b>	<b>SATO Yuto</b>	<b>JPN</b>	<b>0.76</b>	<b>15:32.43</b>	<b>14.90</b>		
	50m (3) 27.91	100m (3) 58.32 30.41	150m (3) 1:29.04 30.72	200m (3) 2:00.01 30.97	250m (3) 2:30.76 30.75	300m (3) 3:01.56 30.80	350m (3) 3:32.37 30.81	400m (3) 4:03.46 31.09
	450m (3) 4:33.97 30.51	500m (3) 5:04.83 30.86	550m (3) 5:35.82 30.99	600m (3) 6:06.83 31.01	650m (3) 6:37.89 31.06	700m (3) 7:09.41 31.52	750m (3) 7:40.61 31.20	800m (3) 8:11.73 31.12
	850m (3) 8:42.85 31.12	900m (3) 9:14.26 31.41	950m (3) 9:45.63 31.37	1000m (3) 10:17.17 31.54	1050m (3) 10:48.52 31.35	1100m (3) 11:20.06 31.54	1150m (3) 11:51.79 31.73	1200m (3) 12:23.69 31.90
	1250m (3) 12:55.42 31.73	1300m (3) 13:27.12 31.70	1350m (3) 13:58.85 31.73	1400m (3) 14:30.77 31.92	1450m (3) 15:02.18 31.41			
<b>4</b>	<b>1</b>	<b>COLONESE Victor</b>	<b>BRA</b>	<b>0.76</b>	<b>15:39.92</b>	<b>22.39</b>		
	50m (7) 29.28	100m (7) 1:00.14 30.86	150m (7) 1:31.49 31.35	200m (7) 2:02.82 31.33	250m (7) 2:34.42 31.60	300m (7) 3:05.71 31.29	350m (7) 3:37.21 31.50	400m (7) 4:08.28 31.07
	450m (7) 4:39.86 31.58	500m (6) 5:11.06 31.20	550m (6) 5:42.25 31.19	600m (6) 6:13.52 31.27	650m (6) 6:45.11 31.59	700m (6) 7:16.48 31.37	750m (6) 7:47.94 31.46	800m (6) 8:19.17 31.23
	850m (6) 8:50.83 31.66	900m (5) 9:22.17 31.34	950m (4) 9:53.61 31.44	1000m (4) 10:24.83 31.22	1050m (4) 10:56.57 31.74	1100m (4) 11:27.98 31.41	1150m (4) 11:59.84 31.86	1200m (4) 12:31.09 31.25
	1250m (4) 13:02.86 31.77	1300m (4) 13:34.17 31.31	1350m (4) 14:06.09 31.92	1400m (4) 14:37.83 31.74	1450m (4) 15:09.61 31.78			
<b>5</b>	<b>2</b>	<b>ARROYO PEREZ Antonio</b>	<b>ESP</b>	<b>0.67</b>	<b>15:41.33</b>	<b>23.80</b>		
	50m (6) 28.93	100m (6) 59.89 30.96	150m (6) 1:31.23 31.34	200m (6) 2:02.35 31.12	250m (6) 2:33.97 31.62	300m (6) 3:05.18 31.21	350m (6) 3:36.71 31.53	400m (5) 4:07.86 31.15
	450m (5) 4:39.27 31.41	500m (5) 5:10.58 31.31	550m (5) 5:42.10 31.52	600m (5) 6:13.37 31.27	650m (5) 6:44.82 31.45	700m (5) 7:15.98 31.16	750m (5) 7:47.43 31.45	800m (5) 8:18.96 31.53
	850m (5) 8:50.60 31.64	900m (4) 9:22.14 31.54	950m (5) 9:54.07 31.93	1000m (5) 10:25.65 31.58	1050m (5) 10:57.24 31.59	1100m (5) 11:28.80 31.56	1150m (5) 12:00.59 31.79	1200m (5) 12:32.07 31.48
	1250m (5) 13:04.17 32.10	1300m (5) 13:35.75 31.58	1350m (5) 14:07.54 31.79	1400m (5) 14:39.17 31.63	1450m (5) 15:10.69 31.52			
<b>6</b>	<b>3</b>	<b>OBRIEN George</b>	<b>AUS</b>	<b>0.71</b>	<b>15:44.18</b>	<b>26.65</b>		
	50m (5) 28.32	100m (4) 58.53 30.21	150m (4) 1:29.66 31.13	200m (4) 2:00.90 31.24	250m (4) 2:32.36 31.46	300m (4) 3:03.70 31.34	350m (4) 3:35.29 31.59	400m (4) 4:06.71 31.42
	450m (4) 4:38.08 31.37	500m (4) 5:09.18 31.10	550m (4) 5:40.71 31.53	600m (4) 6:12.34 31.63	650m (4) 6:44.19 31.85	700m (4) 7:15.84 31.65	750m (4) 7:47.34 31.50	800m (4) 8:18.95 31.61
	850m (4) 8:50.49 31.54	900m (6) 9:22.41 31.92	950m (6) 9:54.34 31.93	1000m (6) 10:26.09 31.75	1050m (6) 10:58.20 32.11	1100m (6) 11:30.15 31.95	1150m (6) 12:01.89 31.74	1200m (6) 12:33.18 31.29
	1250m (6) 13:05.55 32.37	1300m (6) 13:37.47 31.92	1350m (6) 14:09.72 32.25	1400m (6) 14:41.73 32.01	1450m (6) 15:13.29 31.56			
<b>7</b>	<b>7</b>	<b>KIRALY Bence</b>	<b>HUN</b>	<b>0.87</b>	<b>15:51.08</b>	<b>33.55</b>		
	50m (4) 28.26	100m (5) 58.91 30.65	150m (5) 1:30.11 31.20	200m (5) 2:01.63 31.52	250m (5) 2:33.05 31.42	300m (5) 3:05.01 31.96	350m (5) 3:36.59 31.58	400m (6) 4:08.10 31.51
	450m (6) 4:39.45 31.35	500m (7) 5:11.28 31.83	550m (7) 5:42.64 31.36	600m (7) 6:14.34 31.70	650m (7) 6:46.15 31.81	700m (7) 7:18.29 32.14	750m (7) 7:50.14 31.85	800m (7) 8:22.03 31.89
	850m (7) 8:54.19 32.16	900m (7) 9:26.69 32.50	950m (7) 9:58.42 31.73	1000m (7) 10:30.65 32.23	1050m (7) 11:02.74 32.09	1100m (7) 11:35.07 32.33	1150m (7) 12:07.34 32.27	1200m (7) 12:39.70 32.36
	1250m (7) 13:11.80 32.10	1300m (7) 13:44.06 32.26	1350m (7) 14:16.31 32.25	1400m (7) 14:48.70 32.39	1450m (7) 15:20.33 31.63			

#### LEGEND

R.T. Reaction time



## Results

Результаты

### EVENT NO. 14

	Record	Splits			Name	Country	Location	Date	
<b>WR</b>	14:31.02	55.80	1:54.31	3:51.50	7:45.45	SUN Yang	CHN	London (GBR)	4 AUG 2012
<b>UR</b>	14:51.06	58.33	1:58.44	3:58.51	7:57.98	STANCZYK Przemyslaw	POL	Belgrade (SRB)	9 JUL 2009

#### Heat 3 of 4

Rank	Lane	Name	Country Code		R.T.	Time	Time Behind		
<b>1</b>	<b>5</b>	<b>YAMAMOTO Kohei</b>	<b>JPN</b>		<b>0.71</b>	<b>15:08.45</b>			
		50m (1) 27.67	100m (1) 57.40	150m (1) 1:27.42	200m (1) 1:57.89	250m (1) 2:28.22	300m (1) 2:58.93	350m (1) 3:29.18	400m (1) 3:59.56
		450m (1) 4:30.07	500m (1) 5:00.56	550m (1) 5:30.79	600m (1) 6:01.35	650m (1) 6:32.10	700m (1) 7:02.90	750m (1) 7:33.57	800m (1) 8:04.22
		850m (1) 8:34.77	900m (1) 9:05.09	950m (1) 9:35.37	1000m (1) 10:05.95	1050m (1) 10:36.19	1100m (1) 11:06.52	1150m (1) 11:36.47	1200m (1) 12:06.79
		1250m (1) 12:37.13	1300m (1) 13:07.35	1350m (1) 13:37.34	1400m (1) 14:07.57	1450m (1) 14:37.95		29.95	30.32
<b>2</b>	<b>4</b>	<b>BROTHERS William Reed</b>	<b>CAN</b>		<b>0.75</b>	<b>15:25.61</b>	17.16		
		50m (2) 28.34	100m (2) 58.55	150m (2) 1:29.25	200m (2) 1:59.90	250m (3) 2:31.17	300m (2) 3:01.93	350m (3) 3:33.13	400m (3) 4:04.13
		450m (2) 4:35.31	500m (2) 5:06.08	550m (2) 5:36.81	600m (2) 6:07.44	650m (2) 6:38.29	700m (2) 7:09.35	750m (2) 7:40.32	800m (2) 8:11.37
		850m (2) 8:42.49	900m (2) 9:13.59	950m (2) 9:44.60	1000m (2) 10:15.60	1050m (2) 10:46.76	1100m (2) 11:17.95	1150m (2) 11:49.58	1200m (2) 12:20.40
		1250m (2) 12:51.61	1300m (2) 13:22.84	1350m (2) 13:53.89	1400m (2) 14:25.12	1450m (2) 14:55.73		31.63	30.82
<b>3</b>	<b>3</b>	<b>ELISEEV Evgeny</b>	<b>RUS</b>		<b>0.78</b>	<b>15:26.71</b>	18.26		
		50m (2) 28.34	100m (3) 58.81	150m (3) 1:29.40	200m (3) 2:00.08	250m (2) 2:30.91	300m (3) 3:01.95	350m (2) 3:32.99	400m (2) 4:04.12
		450m (2) 4:35.31	500m (3) 5:06.40	550m (3) 5:37.39	600m (3) 6:08.22	650m (3) 6:39.36	700m (3) 7:09.95	750m (3) 7:41.01	800m (3) 8:11.96
		850m (3) 8:43.07	900m (3) 9:14.22	950m (3) 9:45.52	1000m (3) 10:16.44	1050m (3) 10:47.64	1100m (3) 11:18.67	1150m (3) 11:50.20	1200m (3) 12:21.25
		1250m (3) 12:52.83	1300m (3) 13:23.83	1350m (3) 13:55.18	1400m (3) 14:25.98	1450m (3) 14:57.03		31.53	31.05
<b>4</b>	<b>6</b>	<b>VIGORITO Lucas</b>	<b>FRA</b>		<b>0.81</b>	<b>15:32.20</b>	23.75		
		50m (4) 28.60	100m (4) 59.02	150m (4) 1:30.19	200m (4) 2:01.51	250m (4) 2:32.84	300m (4) 3:04.08	350m (4) 3:35.27	400m (4) 4:06.54
		450m (4) 4:37.78	500m (4) 5:09.14	550m (4) 5:40.58	600m (4) 6:12.03	650m (4) 6:43.15	700m (4) 7:14.76	750m (4) 7:46.05	800m (4) 8:17.61
		850m (4) 8:49.02	900m (4) 9:20.46	950m (5) 9:51.86	1000m (5) 10:23.24	1050m (4) 10:54.40	1100m (5) 11:25.95	1150m (5) 11:57.38	1200m (5) 12:28.85
		1250m (5) 13:00.18	1300m (5) 13:31.65	1350m (5) 14:02.90	1400m (5) 14:34.17	1450m (4) 15:03.90		31.43	31.47
<b>5</b>	<b>7</b>	<b>RICHARDSON Joshua</b>	<b>AUS</b>		<b>0.80</b>	<b>15:33.21</b>	24.76		
		50m (6) 28.85	100m (5) 59.56	150m (5) 1:30.47	200m (5) 2:01.79	250m (5) 2:33.12	300m (5) 3:04.71	350m (5) 3:35.84	400m (5) 4:07.20
		450m (5) 4:38.39	500m (5) 5:09.94	550m (5) 5:41.02	600m (5) 6:12.46	650m (5) 6:43.57	700m (5) 7:15.17	750m (5) 7:46.39	800m (5) 8:17.75
		850m (5) 8:49.08	900m (5) 9:20.52	950m (4) 9:51.65	1000m (4) 10:23.20	1050m (5) 10:54.41	1100m (4) 11:25.83	1150m (4) 11:57.24	1200m (4) 12:28.63
		1250m (4) 12:59.78	1300m (4) 13:31.25	1350m (4) 14:02.38	1400m (4) 14:33.74	1450m (5) 15:04.31		31.41	31.39
<b>6</b>	<b>2</b>	<b>ARTIMON Alin Alexandru</b>	<b>ROU</b>		<b>0.75</b>	<b>16:09.07</b>	1:00.62		
		50m (5) 28.77	100m (6) 59.98	150m (6) 1:31.93	200m (6) 2:04.26	250m (7) 2:36.77	300m (7) 3:09.13	350m (7) 3:41.48	400m (7) 4:13.70
		450m (7) 4:46.35	500m (7) 5:18.75	550m (7) 5:51.29	600m (7) 6:24.07	650m (7) 6:56.63	700m (7) 7:29.69	750m (7) 8:02.41	800m (7) 8:35.42
		850m (7) 9:08.48	900m (7) 9:41.41	950m (7) 10:14.29	1000m (7) 10:47.15	1050m (7) 11:19.79	1100m (7) 11:52.55	1150m (7) 12:25.14	1200m (7) 12:57.49
		1250m (7) 13:29.55	1300m (6) 14:01.47	1350m (6) 14:32.96	1400m (6) 15:05.03	1450m (6) 15:37.21		32.59	32.35
<b>7</b>	<b>1</b>	<b>BALVERT Troy</b>	<b>NZL</b>		<b>0.72</b>	<b>16:13.44</b>	1:04.99		
		50m (7) 29.23	100m (7) 1:00.56	150m (7) 1:32.32	200m (7) 2:04.43	250m (6) 2:36.46	300m (6) 3:08.46	350m (6) 3:40.65	400m (6) 4:12.73
		450m (6) 4:45.23	500m (6) 5:17.54	550m (6) 5:49.85	600m (6) 6:22.08	650m (6) 6:54.70	700m (6) 7:27.31	750m (6) 8:00.09	800m (6) 8:32.82
		850m (6) 9:05.52	900m (6) 9:38.02	950m (6) 10:11.10	1000m (6) 10:43.95	1050m (6) 11:16.74	1100m (6) 11:49.40	1150m (6) 12:22.43	1200m (6) 12:55.45
		1250m (6) 13:28.82	1300m (7) 14:01.92	1350m (7) 14:35.03	1400m (7) 15:07.88	1450m (7) 15:41.25		33.03	33.02
<b>8</b>	<b>8</b>	<b>DEBNATH Sanu</b>	<b>IND</b>		<b>0.79</b>	<b>16:25.99</b>	1:17.54		
		50m (8) 29.30	100m (8) 1:01.12	150m (8) 1:33.44	200m (8) 2:06.03	250m (8) 2:38.81	300m (8) 3:11.36	350m (8) 3:44.20	400m (8) 4:16.92
		450m (8) 4:49.88	500m (8) 5:22.71	550m (8) 5:55.82	600m (8) 6:29.47	650m (8) 7:02.81	700m (8) 7:36.41	750m (8) 8:09.64	800m (8) 8:42.73
		850m (8) 9:15.94	900m (8) 9:48.95	950m (8) 10:22.14	1000m (8) 10:55.19	1050m (8) 11:28.26	1100m (8) 12:01.60	1150m (8) 12:34.65	1200m (8) 13:07.85
		1250m (8) 13:41.03	1300m (8) 14:14.51	1350m (8) 14:47.91	1400m (8) 15:21.22	1450m (8) 15:54.03		33.05	33.20

#### LEGEND

R.T. Reaction time



## Results

Результаты

### EVENT NO. 14

	Record	Splits	Name	Country	Location	Date
<b>WR</b>	14:31.02	55.80 1:54.31 3:51.50 7:45.45	SUN Yang	CHN	London (GBR)	4 AUG 2012
<b>UR</b>	14:51.06	58.33 1:58.44 3:58.51 7:57.98	STANCZYK Przemyslaw	POL	Belgrade (SRB)	9 JUL 2009

#### Heat 4 of 4

Rank	Lane	Name	Country Code	R.T.	Time	Time Behind
<b>1</b>	<b>6</b>	<b>RYAN Sean</b>	<b>USA</b>	<b>0.75</b>	<b>15:11.43</b>	
		50m (2) 28.25			100m (1) 58.89 30.64	150m (6) 1:30.61 31.72
		450m (6) 4:35.57			500m (4) 5:05.97 30.40	550m (4) 5:36.26 30.29
		850m (1) 8:36.67			900m (1) 9:06.75 30.09	950m (1) 9:37.04 30.29
		1250m (1) 12:40.94			1300m (2) 13:12.06 30.75	1350m (1) 13:41.89 29.83
<b>2</b>	<b>4</b>	<b>FROLOV Sergii</b>	<b>UKR</b>	<b>0.78</b>	<b>15:14.17</b>	<b>2.74</b>
		50m (4) 28.33			100m (4) 59.00 30.67	150m (3) 1:30.12 31.12
		450m (2) 4:33.71			500m (1) 5:04.14 30.39	550m (1) 5:34.34 30.20
		850m (2) 8:37.67			900m (2) 9:07.67 30.49	950m (2) 9:38.19 30.52
		1250m (2) 12:41.05			1300m (1) 13:11.96 30.60	1350m (2) 13:42.80 30.84
<b>3</b>	<b>5</b>	<b>BAGGIO Luca</b>	<b>ITA</b>	<b>0.71</b>	<b>15:20.09</b>	<b>8.66</b>
		50m (5) 28.50			100m (3) 58.91 30.41	150m (4) 1:30.13 31.22
		450m (3) 4:34.60			500m (3) 5:05.38 30.63	550m (3) 5:36.12 30.74
		850m (5) 8:41.90			900m (5) 9:13.04 30.97	950m (5) 9:44.02 30.98
		1250m (4) 12:50.42			1300m (4) 13:21.24 30.86	1350m (4) 13:51.90 30.66
<b>4</b>	<b>3</b>	<b>KULIKOV Evgeny</b>	<b>RUS</b>	<b>0.68</b>	<b>15:22.02</b>	<b>10.59</b>
		50m (3) 28.29			100m (6) 59.12 30.83	150m (5) 1:30.14 31.02
		450m (5) 4:35.41			500m (5) 5:06.05 30.91	550m (5) 5:36.76 30.71
		850m (4) 8:41.35			900m (3) 9:12.04 30.81	950m (3) 9:43.09 31.05
		1250m (3) 12:49.18			1300m (3) 13:20.25 31.19	1350m (3) 13:51.60 31.35
<b>5</b>	<b>7</b>	<b>MEEGAN Andrew</b>	<b>IRL</b>	<b>0.78</b>	<b>15:25.31</b>	<b>13.88</b>
		50m (1) 28.15			100m (1) 58.89 30.74	150m (1) 1:29.74 30.85
		450m (4) 4:35.11			500m (6) 5:06.40 31.01	550m (6) 5:37.58 31.18
		850m (6) 8:45.07			900m (6) 9:15.94 31.09	950m (6) 9:46.80 30.86
		1250m (5) 12:52.53			1300m (5) 13:23.17 30.80	1350m (5) 13:54.10 30.93
<b>6</b>	<b>2</b>	<b>SHEMBEREV Maksym</b>	<b>UKR</b>	<b>0.81</b>	<b>15:31.89</b>	<b>20.46</b>
		50m (7) 28.73			100m (5) 59.08 30.35	150m (2) 1:29.91 30.83
		450m (1) 4:33.46			500m (2) 5:04.28 30.60	550m (2) 5:34.92 30.64
		850m (3) 8:41.07			900m (4) 9:12.23 31.55	950m (4) 9:43.89 31.66
		1250m (6) 12:53.98			1300m (6) 13:25.49 31.99	1350m (6) 13:57.52 32.03
<b>7</b>	<b>1</b>	<b>POSMOURNY Jan</b>	<b>CZE</b>	<b>0.89</b>	<b>16:05.54</b>	<b>54.11</b>
		50m (6) 28.72			100m (7) 59.63 30.91	150m (7) 1:31.17 31.54
		450m (7) 4:42.65			500m (7) 5:15.01 31.97	550m (7) 5:46.99 32.36
		850m (7) 9:01.21			900m (7) 9:33.97 32.38	950m (7) 10:06.71 32.74
		1250m (7) 13:22.55			1300m (7) 13:55.76 33.04	1350m (7) 14:28.01 32.25
<b>8</b>	<b>8</b>	<b>JURJEVIC Nejc</b>	<b>SLO</b>	<b>0.70</b>	<b>16:32.24</b>	<b>1:20.81</b>
		50m (8) 29.77			100m (8) 1:02.10 32.33	150m (8) 1:34.51 32.41
		450m (8) 4:52.27			500m (8) 5:25.24 33.03	550m (8) 5:58.30 33.06
		850m (8) 9:17.10			900m (8) 9:50.77 33.14	950m (8) 10:23.99 33.22
		1250m (8) 13:45.25			1300m (8) 14:19.34 33.75	1350m (8) 14:53.20 33.86

#### LEGEND

R.T. Reaction time





# Result Book

27th Summer Universiade in Kazan 2013



## Swimming

Men's 1500m Freestyle Final





## Start List

Стартовый список

### EVENT NO. 14

	Record	Splits				Name	Country	Location	Date
<b>WR</b>	14:31.02	55.80	1:54.31	3:51.50	7:45.45	SUN Yang	CHN	London (GBR)	4 AUG 2012
<b>UR</b>	14:51.06	58.33	1:58.44	3:58.51	7:57.98	STANCZYK Przemyslaw	POL	Belgrade (SRB)	9 JUL 2009

#### Final

Lane	Name	Country	Year of Birth	Qualifying Time	Time	Rank
1	KULIKOV Evgeny	RUS	1991	15:22.02		
2	HEDLIN Eric William	CAN	1993	15:18.31		
3	FROLOV Sergii	UKR	1992	15:14.17		
4	YAMAMOTO Kohei	JPN	1991	15:08.45		
5	RYAN Sean	USA	1992	15:11.43		
6	FEELEY Ryan	USA	1991	15:17.53		
7	BAGGIO Luca	ITA	1989	15:20.09		
8	MEEGAN Andrew	IRL	1990	15:25.31		


#### Reserves

Lane	Name	Country	Year of Birth	Qualifying Time	Time	Rank
	BROTHERS William Reed	CAN	1994	15:25.61		
	ELISEEV Evgeny	RUS	1991	15:26.71		

#### LEGEND

**UR** Universiade record

**WR** World record

Timing and Results provided by  **TISSOT**







# Result Book

27th Summer Universiade in Kazan 2013



## Swimming

Men's 50m Butterfly





## Entry List by Event

Список заявок по дисциплинам


As of WED 10 JUL 2013

EVENT NO. 7

	Record	Name	Country	Location	Date
<b>WR</b>	22.43	MUNOZ PEREZ Rafael	ESP	Malaga (ESP)	5 APR 2009
<b>CR</b>	23.09	DUNFORD Jason	KEN	Belgrade (SRB)	5 JUL 2009

Number of entries: 71

Name	Country Code	Year of Birth	Location of Qualification	Date of Qualification	Qualifying Time
1 TSURKIN Yauhen	BLR	1990			23.25
2 GOVOROV Andrii	UKR	1992			23.38
3 KOPELOV Evgeny	RUS	1993			23.43
4 KONOVALOV Nikita	RUS	1988			23.49
5 CODIA Piero	ITA	1989			23.69
6 ASPINALL Kelly Branston	CAN	1989			23.80
7 LESTER Daniel	AUS	1990			23.81
8 SMITH Giles	USA	1991			23.96
9 KRUPHECKI Oskar	POL	1992			24.03
10 HOCKIN Benjamin Thomas	PAR	1986			24.04
11 ROMANI Tommaso	ITA	1992			24.05
12 JAMES Antony John	GBR	1989			24.07
13 SUTANTO Glenn Victor	INA	1989			24.08
14 VABISHCHEVICH Viktar	BLR	1989			24.16
15 YASUE Yusuke	JPN	1992			24.16
16 YANG Jungdoo	KOR	1991			24.17
17 IVANOV Oleksii	UKR	1994			24.26
18 SADAUSKAS Mindaugas	LTU	1990			24.28
19 LEMAIRE Paul	FRA	1991			24.31
20 LINDAU Henrik	SWE	1990			24.36
21 KORZENIOWSKI Pawel	POL	1985			24.39
22 CHANG Gyuchel	KOR	1992			24.40
23 SEFL Jan	CZE	1990			24.45
24 BARNEA Guy	ISR	1987			24.58
25 ZORZI Giulio Andrea	RSA	1989			24.61
26 SILJEVSKI Radovan	SRB	1986			24.63
27 MEYER Nico	RSA	1992			24.64
28 VAN SWOL Kyler	USA	1991			24.64
29 VAN DUIJN Nico	SUI	1990			24.65
30 UMEMOTO Masayuki	JPN	1994			24.66
31 VILCANS Pavels	LAT	1990			24.68
32 PUTERA Guntur Pratama	INA	1990			24.75
33 QAIUM Keiran	AUS	1992			24.78
34 COSTE Alin	ROU	1992			24.80
35 HSU Chi-Chieh	TPE	1988			24.85
36 VIDAL I VILA Nil	ESP	1992			24.92
37 NG Chun Nam Derick	HKG	1994			24.97
38 SIMONDET Ivan	ARG	1994			25.10
39 DIMITRIADIS Stefanos	GRE	1989			25.12
40 YAU Ka Lam	HKG	1991			25.15
41 ALLEN Coleman Carl	CAN	1993			25.18
42 LEI Cheok Fong	MAC	1990			25.20
43 NAINAR Arvind	IND	1993			25.35
44 BICZO Bence	HUN	1993			25.42
45 GIBSON Evante	BAH	1994			25.65
46 JURISOO Kristjan	EST	1993			25.83

Timing and Results provided by  TISSOT




Number of entries: 71

Name	Country Code	Year of Birth	Location of Qualification	Date of Qualification	Qualifying Time
47 USTAVDICH NIKOLA Jusuf Velez	PER	1987			25.90
48 TSANKOV Tsanko	BUL	1987			25.92
49 MOSS Armando	BAH	1992			25.99
50 ORIHUELA Carlos Alfredo	PAR	1994			26.01
51 DAVLETBAEV Damir	KGZ	1994			26.12
52 BELL Ian Leondy	MAS	1992			26.34
53 XU Hang	CHN	1991			26.50
54 CHONG Cheok Kuan	MAC	1993			26.52
55 AL QASMI Nawaf	OMA	1993			27.00
56 MANAWADU Kaushal	SRI	1993			27.28
57 TIAN Xianghua	CHN	1991			27.50
58 LIM Zhi Cong	SIN	1987			27.75
59 HARIRI Hassan	LIB	1986			28.46
60 KHAN Sikandar	PAK	1987			28.79
61 GALEA Daniel	MLT	1993			28.83
62 GARCHITORENA Sean Michael	PHI	1993			29.00
63 ROMANBAN Eduardo Jr.	PHI	1994			30.00
64 KHAKIMOV Mukhammad	TJK	1993			32.16
65 HASSAN SALMAN Al-Thani	QAT	1990			34.00
66 BATSAIKHAN Dulguun	MGL	1986			
67 GANKHUYAG Davaadorj	MGL	1993			
68 GHAI Aman	IND	1994			
69 MURJIKNELI Daviti	GEO	1991			
70 TODOROVIC Mario	CRO	1988			
71 VASQUEZ Mauricio	COL	1992			

**LEGEND**

**CR** Championship record      **WR** World record

Timing and Results provided by  **TISSOT**





## Medallists

Медалисты

Medal	Name	Country
GOLD	GOVOROV Andrii	UKR - Ukraine
GOLD	TSURKIN Yauhen	BLR - Belarus
BRONZE	CODIA Piero	ITA - Italy



# Result Book

27th Summer Universiade in Kazan 2013



## Swimming

Men's 50m Butterfly Preliminaries





## Start List

Стартовый список

### EVENT NO. 7

	Record	Name	Country	Location	Date
WR	22.43	MUNOZ PEREZ Rafael	ESP	Malaga (ESP)	5 APR 2009
UR	23.09	DUNFORD Jason	KEN	Belgrade (SRB)	5 JUL 2009

#### Heat 1 of 10

Lane	Name	Country	Year of Birth	Qualifying Time	Time	Rank
3	VASQUEZ Mauricio	COL	1992			
4	MURJIKNELI Daviti	GEO	1991			
5	TODOROVIC Mario	CRO	1988			

#### Heat 2 of 10

Lane	Name	Country	Year of Birth	Qualifying Time	Time	Rank
2	GANKHUYAG Davaadorj	MGL	1993			
3	AUGUSTINE Dionisio	FSM	1992			
4	KHAKIMOV Mukhammad	TJK	1993	32.16		
5	HASSAN SALMAN Al-Thani	QAT	1990	34.00		
6	BATSAIKHAN Dulguun	MGL	1986			
7	GHAJ Aman	IND	1994			

#### Heat 3 of 10

Lane	Name	Country	Year of Birth	Qualifying Time	Time	Rank
1	GARCHITORENA Sean Michael	PHI	1993	29.00		
2	KHAN Sikandar	PAK	1987	28.79		
3	LIM Zhi Cong	SIN	1987	27.75		
4	MANAWADU Kaushal	SRI	1993	27.28		
5	TIAN Xianghua	CHN	1991	27.50		
6	HARIRI Hassan	LIB	1986	28.46		
7	GALEA Daniel	MLT	1993	28.83		
8	ROMANBAN Eduardo Jr.	PHI	1994	30.00		

#### Heat 4 of 10

Lane	Name	Country	Year of Birth	Qualifying Time	Time	Rank
1	CHONG Cheok Kuan	MAC	1993	26.52		
2	BELL Ian Leondy	MAS	1992	26.34		
3	ORIHUELA Carlos Alfredo	PAR	1994	26.01		
4	TSANKOV Tsanko	BUL	1987	25.92		
5	MOSS Armando	BAH	1992	25.99		
6	DAVLETBAEV Damir	KGZ	1994	26.12		
7	XU Hang	CHN	1991	26.50		
8	AL QASMI Nawaf	OMA	1993	27.00		



Heat 5 of 10

Lane	Name	Country	Year of Birth	Qualifying Time	Time	Rank
1	JURISOO Kristjan	EST	1993	25.83		
2	BICZO Bence	HUN	1993	25.42		
3	LEI Cheek Fong	MAC	1990	25.20		
4	YAU Ka Lam	HKG	1991	25.15		
5	ALLEN Coleman Carl	CAN	1993	25.18		
6	NAINAR Arvind	IND	1993	25.35		
7	GIBSON Evante	BAH	1994	25.65		
8	USTAVDICH NIKOLA Jusuf Velez	PER	1987	25.90		

Heat 6 of 10

Lane	Name	Country	Year of Birth	Qualifying Time	Time	Rank
1	SIMONDET Ivan	ARG	1994	25.10		
2	NG Chun Nam Derick	HKG	1994	24.97		
3	HSU Chi-Chieh	TPE	1988	24.85		
4	QAIUM Keiran	AUS	1992	24.78		
5	COSTE Alin	ROU	1992	24.80		
6	VIDAL I VILA Nil	ESP	1992	24.92		
7	HAMZO Abdo	PAL		25.10		
8	DIMITRIADIS Stefanos	GRE	1989	25.12		

Heat 7 of 10

Lane	Name	Country	Year of Birth	Qualifying Time	Time	Rank
1	VILCANS Pavels	LAT	1990	24.68		
2	VAN DUIJN Nico	SUI	1990	24.65		
3	MEYER Nico	RSA	1992	24.64		
4	ZORZI Giulio Andrea	RSA	1989	24.61		
5	SILJEVSKI Radovan	SRB	1986	24.63		
6	VAN SWOL Kyler	USA	1991	24.64		
7	UMEMOTO Masayuki	JPN	1994	24.66		
8	PUTERA Guntur Pratama	INA	1990	24.75		

Heat 8 of 10

Lane	Name	Country	Year of Birth	Qualifying Time	Time	Rank
1	KORZENIOWSKI Pawel	POL	1985	24.39		
2	YASUE Yusuke	JPN	1992	24.16		
3	KRUPECKI Oskar	POL	1992	24.03		
4	KOPTELOV Evgeny	RUS	1993	23.43		
5	ASPINALL Kelly Branston	CAN	1989	23.80		
6	JAMES Antony John	GBR	1989	24.07		
7	SADAUSKAS Mindaugas	LTU	1990	24.28		
8	BARNEA Guy	ISR	1987	24.58		



Heat 9 of 10


Lane	Name	Country	Year of Birth	Qualifying Time	Time	Rank
1	LINDAU Henrik	SWE	1990	24.36		
2	VABISHCHEVICH Viktar	BLR	1989	24.16		
3	SMITH Giles	USA	1991	23.96		
4	GOVOROV Andrii	UKR	1992	23.38		
5	CODIA Piero	ITA	1989	23.69		
6	ROMANI Tommaso	ITA	1992	24.05		
7	IVANOV Aleksii	UKR	1994	24.26		
8	SEFL Jan	CZE	1990	24.45		

Heat 10 of 10

Lane	Name	Country	Year of Birth	Qualifying Time	Time	Rank
1	LEMAIRE Paul	FRA	1991	24.31		
2	SUTANTO Glenn Victor	INA	1989	24.08		
3	LESTER Daniel	AUS	1990	23.81		
4	TSURKIN Yauhen	BLR	1990	23.25		
5	KONOVALOV Nikita	RUS	1988	23.49		
6	HOCKIN Benjamin Thomas	PAR	1986	24.04		
7	YANG Jungdo	KOR	1991	24.17		
8	CHANG Gyucheol	KOR	1992	24.40		

LEGEND

UR WR World record

Timing and Results provided by  **TISSOT**



## Results Summary


Итоговые результаты

### EVENT NO. 7

	Record	Name	Country	Location	Date
<b>WR</b>	22.43	MUNOZ PEREZ Rafael	ESP	Malaga (ESP)	5 APR 2009
<b>UR</b>	23.09	DUNFORD Jason	KEN	Belgrade (SRB)	5 JUL 2009

#### Heats

Rank	Heat	Lane	Name	Year of Birth	Country Code	R.T.	Time	Time Behind
1	10	5	KONOVALOV Nikita	1988	RUS	0.70	<b>23.60</b>	<b>Q</b>
2	10	4	TSURKIN Yauhen	1990	BLR	0.64	<b>23.68</b>	0.08 <b>Q</b>
3	9	5	CODIA Piero	1989	ITA	0.65	<b>23.83</b>	0.23 <b>Q</b>
4	9	4	GOVOROV Andrii	1992	UKR	0.65	<b>23.88</b>	0.28 <b>Q</b>
5	8	5	ASPINALL Kelly Branston	1989	CAN	0.64	<b>23.90</b>	0.30 <b>Q</b>
6	1	5	TODOROVIC Mario	1988	CRO	0.70	<b>23.96</b>	0.36 <b>Q</b>
7	8	1	KORZENIOWSKI Pawel	1985	POL	0.74	<b>24.05</b>	0.45 <b>Q</b>
8	8	4	KOPTELOV Evgeny	1993	RUS	0.74	<b>24.10</b>	0.50 <b>Q</b>
9	10	6	HOCKIN Benjamin Thomas	1986	PAR	0.75	<b>24.17</b>	0.57 <b>Q</b>
10	5	5	ALLEN Coleman Carl	1993	CAN	0.65	<b>24.19</b>	0.59 <b>Q</b>
10	9	3	SMITH Giles	1991	USA	0.57	<b>24.19</b>	0.59 <b>Q</b>
12	10	7	YANG Jungdo	1991	KOR	0.65	<b>24.25</b>	0.65 <b>Q</b>
13	8	2	YASUE Yusuke	1992	JPN	0.70	<b>24.28</b>	0.68 <b>Q</b>
13	9	6	ROMANI Tommaso	1992	ITA	0.68	<b>24.28</b>	0.68 <b>Q</b>
15	7	6	VAN SWOL Kyler	1991	USA	0.77	<b>24.30</b>	0.70 <b>Q</b>
16	7	5	SILJEVSKI Radovan	1986	SRB	0.72	<b>24.32</b>	0.72 <b>Q</b>
17	10	3	LESTER Daniel	1990	AUS	0.68	<b>24.35</b>	0.75
18	8	3	KRUPECKI Oskar	1992	POL	0.78	<b>24.42</b>	0.82
19	7	7	UMEMOTO Masayuki	1994	JPN	0.63	<b>24.51</b>	0.91
19	10	2	SUTANTO Glenn Victor	1989	INA	0.72	<b>24.51</b>	0.91
21	10	8	CHANG Gyucheol	1992	KOR	0.64	<b>24.55</b>	0.95
22	9	1	LINDAU Henrik	1990	SWE	0.71	<b>24.58</b>	0.98
23	7	3	MEYER Nico	1992	RSA	0.65	<b>24.60</b>	1.00
23	8	8	BARNEA Guy	1987	ISR	0.68	<b>24.60</b>	1.00
25	7	2	VAN DUIJN Nico	1990	SUI	0.69	<b>24.62</b>	1.02
26	9	8	SEFL Jan	1990	CZE	0.73	<b>24.68</b>	1.08
27	10	1	LEMAIRE Paul	1991	FRA	0.69	<b>24.75</b>	1.15
28	6	8	DIMITRIADIS Stefanos	1989	GRE	0.78	<b>24.76</b>	1.16
29	9	2	VABISHCHEVICH Viktor	1989	BLR	0.69	<b>24.96</b>	1.36
30	8	7	SADAUSKAS Mindaugas	1990	LTU	0.74	<b>25.06</b>	1.46
31	6	4	QAIUM Keiran	1992	AUS	0.60	<b>25.13</b>	1.53
31	6	3	HSU Chi-Chieh	1988	TPE	0.68	<b>25.13</b>	1.53
33	7	4	ZORZI Giulio Andrea	1989	RSA	0.65	<b>25.15</b>	1.55
34	9	7	IVANOV Oleksii	1994	UKR	0.72	<b>25.22</b>	1.62
35	6	6	VIDAL I VILA Nil	1992	ESP	0.61	<b>25.26</b>	1.66
36	6	5	COSTE Alin	1992	ROU	0.80	<b>25.31</b>	1.71
37	7	8	PUTERA Guntur Pratama	1990	INA	0.68	<b>25.32</b>	1.72
38	6	1	SIMONDET Ivan	1994	ARG	0.70	<b>25.46</b>	1.86
39	7	1	VILCANS Pavels	1990	LAT	0.73	<b>25.48</b>	1.88
40	5	2	BICZO Bence	1993	HUN	0.70	<b>25.51</b>	1.91
41	5	4	YAU Ka Lam	1991	HKG	0.68	<b>25.55</b>	1.95
42	5	1	JURISOO Kristjan	1993	EST	0.65	<b>25.56</b>	1.96
43	6	2	NG Chun Nam Derick	1994	HKG	0.66	<b>25.57</b>	1.97
44	6	7	HAMZO Abdo		PAL	0.74	<b>26.10</b>	2.50
45	5	3	LEI Cheok Fong	1990	MAC	0.66	<b>26.12</b>	2.52
46	5	7	GIBSON Evante	1994	BAH	0.62	<b>26.14</b>	2.54

Timing and Results provided by  TISSOT






Heats

Rank	Heat	Lane	Name	Year of Birth	Country Code	R.T.	Time	Time Behind
47	1	3	VASQUEZ Mauricio	1992	COL	0.65	26.22	2.62
47	4	3	ORIHUELA Carlos Alfredo	1994	PAR	0.68	26.22	2.62
49	2	6	BATSAIKHAN Dulguun	1986	MGL	0.68	26.30	2.70
50	4	5	MOSS Armando	1992	BAH	0.67	26.32	2.72
51	4	4	TSANKOV Tsanko	1987	BUL	0.76	26.41	2.81
52	5	8	USTAVDICH NIKOLA Jusuf	1987	PER	0.75	26.49	2.89
53	5	6	NAINAR Arvind	1993	IND	0.65	26.62	3.02
54	4	1	CHONG Cheok Kuan	1993	MAC	0.75	26.70	3.10
55	2	7	GHAI Aman	1994	IND	0.78	26.77	3.17
56	4	6	DAVLETBAEV Damir	1994	KGZ	0.91	26.82	3.22
57	3	4	MANAWADU Kaushal	1993	SRI	0.87	26.94	3.34
58	4	2	BELL Ian Leondy	1992	MAS	0.65	27.12	3.52
59	4	7	XU Hang	1991	CHN	0.78	27.15	3.55
60	3	2	KHAN Sikandar	1987	PAK	0.81	27.49	3.89
61	3	3	LIM Zhi Cong	1987	SIN	0.68	27.73	4.13
62	3	5	TIAN Xianghua	1991	CHN	0.87	27.74	4.14
63	3	7	GALEA Daniel	1993	MLT	0.70	28.31	4.71
64	1	4	MURJIKNELI Daviti	1991	GEO	0.74	28.67	5.07
65	3	1	GARCHITORENA Sean	1993	PHI	0.71	28.84	5.24
66	2	2	GANKHUYAG Davaadorj	1993	MGL	0.68	30.33	6.73
67	2	5	HASSAN SALMAN AI-Thani	1990	QAT	0.90	30.99	7.39
68	2	3	AUGUSTINE Dionisio	1992	FSM	0.74	31.22	7.62
69	2	4	KHAKIMOV Mukhammad	1993	TJK	0.70	33.07	9.47
70	3	8	ROMANBAN Eduardo Jr.	1994	PHI	0.75	33.68	10.08
71	3	6	HARIRI Hassan	1986	LIB	0.85	34.32	10.72
	4	8	AL QASMI Nawaf	1993	OMA		DNS	
	8	6	JAMES Antony John	1989	GBR		DSQ	

LEGEND

DNS Did not start      DSQ Disqualified      Q Qualified for the next phase      R.T. Reaction time

Timing and Results provided by  TISSOT



## Results

Результаты

### EVENT NO. 7


	Record	Name	Country	Location	Date
<b>WR</b>	22.43	MUNOZ PEREZ Rafael	ESP	Malaga (ESP)	5 APR 2009
<b>UR</b>	23.09	DUNFORD Jason	KEN	Belgrade (SRB)	5 JUL 2009

#### Heat 1 of 10

Rank	Lane	Name	Country Code	R.T.	Time	Time Behind
------	------	------	--------------	------	------	-------------

#### LEGEND

R.T. Reaction time

Timing and Results provided by  **TISSOT**



## Results

Результаты

### EVENT NO. 7


	Record	Name	Country	Location	Date
<b>WR</b>	22.43	MUNOZ PEREZ Rafael	ESP	Malaga (ESP)	5 APR 2009
<b>UR</b>	23.09	DUNFORD Jason	KEN	Belgrade (SRB)	5 JUL 2009

#### Heat 2 of 10

Rank	Lane	Name	Country Code	R.T.	Time	Time Behind
1	6	BATSAIKHAN Dulguun	MGL	0.68	<b>26.30</b>	
2	7	GHAI Aman	IND	0.78	<b>26.77</b>	0.47
3	2	GANKHUYAG Davaadorj	MGL	0.68	<b>30.33</b>	4.03
4	5	HASSAN SALMAN Al-Thani	QAT	0.90	<b>30.99</b>	4.69
5	3	AUGUSTINE Dionisio	FSM	0.74	<b>31.22</b>	4.92
6	4	KHAKIMOV Mukhammad	TJK	0.70	<b>33.07</b>	6.77

#### LEGEND

R.T. Reaction time

Timing and Results provided by  **TISSOT**



## Results

Результаты

### EVENT NO. 7


	Record	Name	Country	Location	Date
<b>WR</b>	22.43	MUNOZ PEREZ Rafael	ESP	Malaga (ESP)	5 APR 2009
<b>UR</b>	23.09	DUNFORD Jason	KEN	Belgrade (SRB)	5 JUL 2009

#### Heat 3 of 10

Rank	Lane	Name	Country Code	R.T.	Time	Time Behind
1	4	MANAWADU Kaushal	SRI	0.87	<b>26.94</b>	
2	2	KHAN Sikandar	PAK	0.81	<b>27.49</b>	0.55
3	3	LIM Zhi Cong	SIN	0.68	<b>27.73</b>	0.79
4	5	TIAN Xianghua	CHN	0.87	<b>27.74</b>	0.80
5	7	GALEA Daniel	MLT	0.70	<b>28.31</b>	1.37
6	1	GARCHITORENA Sean Michael	PHI	0.71	<b>28.84</b>	1.90
7	8	ROMANBAN Eduardo Jr.	PHI	0.75	<b>33.68</b>	6.74
8	6	HARIRI Hassan	LIB	0.85	<b>34.32</b>	7.38

#### LEGEND

R.T. Reaction time

Timing and Results provided by  **TISSOT**



## Results

Результаты

### EVENT NO. 7

	Record	Name	Country	Location	Date
<b>WR</b>	22.43	MUNOZ PEREZ Rafael	ESP	Malaga (ESP)	5 APR 2009
<b>UR</b>	23.09	DUNFORD Jason	KEN	Belgrade (SRB)	5 JUL 2009


#### Heat 4 of 10

Rank	Lane	Name	Country Code	R.T.	Time	Time Behind
1	3	<b>ORIHUELA Carlos Alfredo</b>	PAR	0.68	<b>26.22</b>	
2	5	<b>MOSS Armando</b>	BAH	0.67	<b>26.32</b>	0.10
3	4	<b>TSANKOV Tsanko</b>	BUL	0.76	<b>26.41</b>	0.19
4	1	<b>CHONG Cheok Kuan</b>	MAC	0.75	<b>26.70</b>	0.48
5	6	<b>DAVLETBAEV Damir</b>	KGZ	0.91	<b>26.82</b>	0.60
6	2	<b>BELL Ian Leondy</b>	MAS	0.65	<b>27.12</b>	0.90
7	7	<b>XU Hang</b>	CHN	0.78	<b>27.15</b>	0.93
	8	<b>AL QASMI Nawaf</b>	OMA		<b>DNS</b>	

#### LEGEND

**DNS** Did not start

**R.T.** Reaction time

Timing and Results provided by  **TISSOT**



## Results

Результаты

### EVENT NO. 7


	Record	Name	Country	Location	Date
<b>WR</b>	22.43	MUNOZ PEREZ Rafael	ESP	Malaga (ESP)	5 APR 2009
<b>UR</b>	23.09	DUNFORD Jason	KEN	Belgrade (SRB)	5 JUL 2009

#### Heat 5 of 10

Rank	Lane	Name	Country Code	R.T.	Time	Time Behind
1	5	ALLEN Coleman Carl	CAN	0.65	<b>24.19</b>	
2	2	BICZO Bence	HUN	0.70	<b>25.51</b>	1.32
3	4	YAU Ka Lam	HKG	0.68	<b>25.55</b>	1.36
4	1	JURISOO Kristjan	EST	0.65	<b>25.56</b>	1.37
5	3	LEI Cheok Fong	MAC	0.66	<b>26.12</b>	1.93
6	7	GIBSON Evante	BAH	0.62	<b>26.14</b>	1.95
7	8	USTAVDICH NIKOLA Jusuf Velez	PER	0.75	<b>26.49</b>	2.30
8	6	NAINAR Arvind	IND	0.65	<b>26.62</b>	2.43

#### LEGEND

R.T. Reaction time

Timing and Results provided by  **TISSOT**





## Results

Результаты

### EVENT NO. 7


	Record	Name	Country	Location	Date
<b>WR</b>	22.43	MUNOZ PEREZ Rafael	ESP	Malaga (ESP)	5 APR 2009
<b>UR</b>	23.09	DUNFORD Jason	KEN	Belgrade (SRB)	5 JUL 2009

#### Heat 6 of 10

Rank	Lane	Name	Country Code	R.T.	Time	Time Behind
1	8	DIMITRIADIS Stefanos	GRE	0.78	<b>24.76</b>	
2	3	HSU Chi-Chieh	TPE	0.68	<b>25.13</b>	0.37
2	4	QAIUM Keiran	AUS	0.60	<b>25.13</b>	0.37
4	6	VIDAL I VILA Nil	ESP	0.61	<b>25.26</b>	0.50
5	5	COSTE Alin	ROU	0.80	<b>25.31</b>	0.55
6	1	SIMONDET Ivan	ARG	0.70	<b>25.46</b>	0.70
7	2	NG Chun Nam Derick	HKG	0.66	<b>25.57</b>	0.81
8	7	HAMZO Abdo	PAL	0.74	<b>26.10</b>	1.34

#### LEGEND

R.T. Reaction time

Timing and Results provided by  **TISSOT**



## Results

Результаты

### EVENT NO. 7


	Record	Name	Country	Location	Date
<b>WR</b>	22.43	MUNOZ PEREZ Rafael	ESP	Malaga (ESP)	5 APR 2009
<b>UR</b>	23.09	DUNFORD Jason	KEN	Belgrade (SRB)	5 JUL 2009

#### Heat 7 of 10

Rank	Lane	Name	Country Code	R.T.	Time	Time Behind
1	6	VAN SWOL Kyler	USA	0.77	<b>24.30</b>	
2	5	SILJEVSKI Radovan	SRB	0.72	<b>24.32</b>	0.02
3	7	UMEMOTO Masayuki	JPN	0.63	<b>24.51</b>	0.21
4	3	MEYER Nico	RSA	0.65	<b>24.60</b>	0.30
5	2	VAN DUIJN Nico	SUI	0.69	<b>24.62</b>	0.32
6	4	ZORZI Giulio Andrea	RSA	0.65	<b>25.15</b>	0.85
7	8	PUTERA Guntur Pratama	INA	0.68	<b>25.32</b>	1.02
8	1	VILCANS Pavels	LAT	0.73	<b>25.48</b>	1.18

#### LEGEND

R.T. Reaction time

Timing and Results provided by  **TISSOT**



## Results

Результаты

### EVENT NO. 7

	Record	Name	Country	Location	Date
<b>WR</b>	22.43	MUNOZ PEREZ Rafael	ESP	Malaga (ESP)	5 APR 2009
<b>UR</b>	23.09	DUNFORD Jason	KEN	Belgrade (SRB)	5 JUL 2009


#### Heat 8 of 10

Rank	Lane	Name	Country Code	R.T.	Time	Time Behind
1	5	ASPINALL Kelly Branston	CAN	0.64	<b>23.90</b>	
2	1	KORZENIOWSKI Pawel	POL	0.74	<b>24.05</b>	0.15
3	4	KOPTELOV Evgeny	RUS	0.74	<b>24.10</b>	0.20
4	2	YASUE Yusuke	JPN	0.70	<b>24.28</b>	0.38
5	3	KRUPECKI Oskar	POL	0.78	<b>24.42</b>	0.52
6	8	BARNEA Guy	ISR	0.68	<b>24.60</b>	0.70
7	7	SADAUSKAS Mindaugas	LTU	0.74	<b>25.06</b>	1.16
	6	JAMES Antony John	GBR		<b>DSQ</b>	

#### LEGEND

**DSQ** Disqualified

**R.T.** Reaction time

Timing and Results provided by  **TISSOT**



## Results

Результаты

### EVENT NO. 7


	Record	Name	Country	Location	Date
<b>WR</b>	22.43	MUNOZ PEREZ Rafael	ESP	Malaga (ESP)	5 APR 2009
<b>UR</b>	23.09	DUNFORD Jason	KEN	Belgrade (SRB)	5 JUL 2009

#### Heat 9 of 10

Rank	Lane	Name	Country Code	R.T.	Time	Time Behind
1	5	CODIA Piero	ITA	0.65	<b>23.83</b>	
2	4	GOVOROV Andrii	UKR	0.65	<b>23.88</b>	0.05
3	3	SMITH Giles	USA	0.57	<b>24.19</b>	0.36
4	6	ROMANI Tommaso	ITA	0.68	<b>24.28</b>	0.45
5	1	LINDAU Henrik	SWE	0.71	<b>24.58</b>	0.75
6	8	SEFL Jan	CZE	0.73	<b>24.68</b>	0.85
7	2	VABISHCHEVICH Viktor	BLR	0.69	<b>24.96</b>	1.13
8	7	IVANOV Oleksii	UKR	0.72	<b>25.22</b>	1.39

#### LEGEND

R.T. Reaction time

Timing and Results provided by  **TISSOT**



## Results

Результаты

### EVENT NO. 7


	Record	Name	Country	Location	Date
<b>WR</b>	22.43	MUNOZ PEREZ Rafael	ESP	Malaga (ESP)	5 APR 2009
<b>UR</b>	23.09	DUNFORD Jason	KEN	Belgrade (SRB)	5 JUL 2009

#### Heat 10 of 10

Rank	Lane	Name	Country Code	R.T.	Time	Time Behind
1	5	KONVALOV Nikita	RUS	0.70	<b>23.60</b>	
2	4	TSURKIN Yauhen	BLR	0.64	<b>23.68</b>	0.08
3	6	HOCKIN Benjamin Thomas	PAR	0.75	<b>24.17</b>	0.57
4	7	YANG Jungdoo	KOR	0.65	<b>24.25</b>	0.65
5	3	LESTER Daniel	AUS	0.68	<b>24.35</b>	0.75
6	2	SUTANTO Glenn Victor	INA	0.72	<b>24.51</b>	0.91
7	8	CHANG Gyuchoel	KOR	0.64	<b>24.55</b>	0.95
8	1	LEMAIRE Paul	FRA	0.69	<b>24.75</b>	1.15

#### LEGEND

R.T. Reaction time

Timing and Results provided by  **TISSOT**



# Result Book

27th Summer Universiade in Kazan 2013



## Swimming

Men's 50m Butterfly Semifinals







## Start List

Стартовый список

### EVENT NO. 7

	Record	Name	Country	Location	Date
WR	22.43	MUNOZ PEREZ Rafael	ESP	Malaga (ESP)	5 APR 2009
UR	23.09	DUNFORD Jason	KEN	Belgrade (SRB)	5 JUL 2009

#### Semifinal 1 of 2

Lane	Name	Country	Year of Birth	Qualifying Time	Time	Rank
1	ROMANI Tommaso	ITA	1992	24.28		
2	ALLEN Coleman Carl	CAN	1993	24.19		
3	TODOROVIC Mario	CRO	1988	23.96		
4	TSURKIN Yauhen	BLR	1990	23.68		
5	GOVOROV Andrii	UKR	1992	23.88		
6	KOPTELOV Evgeny	RUS	1993	24.10		
7	YANG Jungdoo	KOR	1991	24.25		
8	SILJEVSKI Radovan	SRB	1986	24.32		

#### Semifinal 2 of 2


Lane	Name	Country	Year of Birth	Qualifying Time	Time	Rank
1	YASUE Yusuke	JPN	1992	24.28		
2	HOCKIN Benjamin Thomas	PAR	1986	24.17		
3	ASPINALL Kelly Branston	CAN	1989	23.90		
4	KONOVALOV Nikita	RUS	1988	23.60		
5	CODIA Piero	ITA	1989	23.83		
6	KORZENIOWSKI Pawel	POL	1985	24.05		
7	SMITH Giles	USA	1991	24.19		
8	VAN SWOL Kyler	USA	1991	24.30		

#### Reserves

Lane	Name	Country	Year of Birth	Qualifying Time	Time	Rank
	LESTER Daniel	AUS	1990	24.35		
	KRUPECKI Oskar	POL	1992	24.42		

#### LEGEND

UR World record

Timing and Results provided by  TISSOT



## Results Summary

Итоговые результаты

### EVENT NO. 7


	Record	Name	Country	Location	Date
<b>WR</b>	22.43	MUNOZ PEREZ Rafael	ESP	Malaga (ESP)	5 APR 2009
<b>UR</b>	23.09	DUNFORD Jason	KEN	Belgrade (SRB)	5 JUL 2009

### Semifinals

Rank	Heat	Lane	Name	Year of Birth	Country Code	R.T.	Time	Time Behind	
1	1	5	GOVOROV Andrii	1992	UKR	0.65	<b>23.27</b>		<b>Q</b>
2	1	4	TSURKIN Yauhen	1990	BLR	0.64	<b>23.49</b>	0.22	<b>Q</b>
2	2	5	CODIA Piero	1989	ITA	0.66	<b>23.49</b>	0.22	<b>Q</b>
4	2	4	KONOVALOV Nikita	1988	RUS	0.70	<b>23.52</b>	0.25	<b>Q</b>
5	1	6	KOPTELOV Evgeny	1993	RUS	0.74	<b>23.73</b>	0.46	<b>Q</b>
6	2	3	ASPINALL Kelly Branston	1989	CAN	0.64	<b>23.75</b>	0.48	<b>Q</b>
7	1	3	TODOROVIC Mario	1988	CRO	0.67	<b>23.89</b>	0.62	<b>Q</b>
8	1	2	ALLEN Coleman Carl	1993	CAN	0.63	<b>24.06</b>	0.79	<b>Q</b>
9	1	7	YANG Jungdoo	1991	KOR	0.63	<b>24.08</b>	0.81	
10	2	6	KORZENIOWSKI Pawel	1985	POL	0.69	<b>24.12</b>	0.85	
11	1	1	ROMANI Tommaso	1992	ITA	0.70	<b>24.14</b>	0.87	
12	2	7	SMITH Giles	1991	USA	0.56	<b>24.16</b>	0.89	
13	1	8	SILJEVSKI Radovan	1986	SRB	0.75	<b>24.19</b>	0.92	
13	2	2	HOCKIN Benjamin Thomas	1986	PAR	0.74	<b>24.19</b>	0.92	
15	2	8	VAN SWOL Kyler	1991	USA	0.77	<b>24.21</b>	0.94	
16	2	1	YASUE Yusuke	1992	JPN	0.69	<b>24.29</b>	1.02	

#### LEGEND

**Q** Qualified for the next phase      **R.T.** Reaction time

Timing and Results provided by  **TISSOT**



## Results

Результаты

### EVENT NO. 7


	Record	Name	Country	Location	Date
<b>WR</b>	22.43	MUNOZ PEREZ Rafael	ESP	Malaga (ESP)	5 APR 2009
<b>UR</b>	23.09	DUNFORD Jason	KEN	Belgrade (SRB)	5 JUL 2009

#### Semifinal 1 of 2

Rank	Lane	Name	Country Code	R.T.	Time	Time Behind
1	5	GOVOROV Andrii	UKR	0.65	<b>23.27</b>	
2	4	TSURKIN Yauhen	BLR	0.64	<b>23.49</b>	0.22
3	6	KOPTELOV Evgeny	RUS	0.74	<b>23.73</b>	0.46
4	3	TODOROVIC Mario	CRO	0.67	<b>23.89</b>	0.62
5	2	ALLEN Coleman Carl	CAN	0.63	<b>24.06</b>	0.79
6	7	YANG Jungdoo	KOR	0.63	<b>24.08</b>	0.81
7	1	ROMANI Tommaso	ITA	0.70	<b>24.14</b>	0.87
8	8	SILJEVSKI Radovan	SRB	0.75	<b>24.19</b>	0.92

#### LEGEND

R.T. Reaction time

Timing and Results provided by  **TISSOT**



## Results

Результаты

### EVENT NO. 7


	Record	Name	Country	Location	Date
<b>WR</b>	22.43	MUNOZ PEREZ Rafael	ESP	Malaga (ESP)	5 APR 2009
<b>UR</b>	23.09	DUNFORD Jason	KEN	Belgrade (SRB)	5 JUL 2009

#### Semifinal 2 of 2

Rank	Lane	Name	Country Code	R.T.	Time	Time Behind
1	5	<b>CODIA Piero</b>	ITA	0.66	<b>23.49</b>	
2	4	<b>KONOVALOV Nikita</b>	RUS	0.70	<b>23.52</b>	0.03
3	3	<b>ASPINALL Kelly Branston</b>	CAN	0.64	<b>23.75</b>	0.26
4	6	<b>KORZENIOWSKI Pawel</b>	POL	0.69	<b>24.12</b>	0.63
5	7	<b>SMITH Giles</b>	USA	0.56	<b>24.16</b>	0.67
6	2	<b>HOCKIN Benjamin Thomas</b>	PAR	0.74	<b>24.19</b>	0.70
7	8	<b>VAN SWOL Kyler</b>	USA	0.77	<b>24.21</b>	0.72
8	1	<b>YASUE Yusuke</b>	JPN	0.69	<b>24.29</b>	0.80

#### LEGEND

R.T. Reaction time

Timing and Results provided by  **TISSOT**



# Result Book

27th Summer Universiade in Kazan 2013



## Swimming

Men's 50m Butterfly Final





## Start List

Стартовый список

### EVENT NO. 7

	Record	Name	Country	Location	Date
<b>WR</b>	22.43	MUNOZ PEREZ Rafael	ESP	Malaga (ESP)	5 APR 2009
<b>UR</b>	23.09	DUNFORD Jason	KEN	Belgrade (SRB)	5 JUL 2009

#### Final


Lane	Name	Country	Year of Birth	Qualifying Time	Time	Rank
1	TODOROVIC Mario	CRO	1988	23.89		
2	KOPTELOV Evgeny	RUS	1993	23.73		
3	CODIA Piero	ITA	1989	23.49		
4	GOVOROV Andrii	UKR	1992	23.27		
5	TSURKIN Yauhen	BLR	1990	23.49		
6	KONOVALOV Nikita	RUS	1988	23.52		
7	ASPINALL Kelly Branston	CAN	1989	23.75		
8	ALLEN Coleman Carl	CAN	1993	24.06		

#### Reserves

Lane	Name	Country	Year of Birth	Qualifying Time	Time	Rank
	YANG Jungdoo	KOR	1991	24.08		
	KORZENIOWSKI Pawel	POL	1985	24.12		

#### LEGEND

**UR** Universiade record      **WR** World record

Timing and Results provided by  **TISSOT**





## Results

Результаты

### EVENT NO. 7


	Record	Name	Country	Location	Date
<b>WR</b>	22.43	MUNOZ PEREZ Rafael	ESP	Malaga (ESP)	5 APR 2009
<b>UR</b>	23.09	DUNFORD Jason	KEN	Belgrade (SRB)	5 JUL 2009

### Final

Rank	Lane	Name	Country Code	R.T.	Time	Time Behind
1	4	GOVOROV Andrii	UKR	0.66	<b>23.28</b>	
1	5	TSURKIN Yauhen	BLR	0.64	<b>23.28</b>	
3	3	CODIA Piero	ITA	0.68	<b>23.38</b>	0.10
4	7	ASPINALL Kelly Branston	CAN	0.64	<b>23.52</b>	0.24
5	6	KONOVALOV Nikita	RUS	0.67	<b>23.65</b>	0.37
6	2	KOPTELOV Evgeny	RUS	0.72	<b>23.70</b>	0.42
7	1	TODOROVIC Mario	CRO	0.67	<b>23.96</b>	0.68
8	8	ALLEN Coleman Carl	CAN	0.66	<b>24.28</b>	1.00

#### LEGEND

R.T. Reaction time

Timing and Results provided by  **TISSOT**



# Result Book

27th Summer Universiade in Kazan 2013



## Swimming

Men's 100m Butterfly





## Medallists

Медалисты

Medal	Name	Country
GOLD	KORZENIOWSKI Pawel	POL - Poland
SILVER	TSURKIN Yauhen	BLR - Belarus
BRONZE	KOPELOV Evgeny	RUS - Russian Federation



# Result Book

27th Summer Universiade in Kazan 2013



## Swimming

Men's 100m Butterfly Preliminaries







## Start List

Стартовый список

### EVENT NO. 28

	Record	Split	Name	Country	Location	Date
WR	49.82	23.36	PHELPS Michael	USA	Rome (ITA)	1 AUG 2009
UR	50.85	23.45	DUNFORD Jason	KEN	Belgrade (SRB)	9 JUL 2009

#### Heat 1 of 8

Lane	Name	Country	Year of Birth	Qualifying Time	Time	Rank
2	TODOROVIC Mario	CRO	1988			
3	GARCHITORENA Sean Michael	PHI	1993	1:05.00		
4	GALEA Daniel	MLT	1993	1:02.65		
5	AL QASMI Aiman	OMA	1992	1:05.00		
6	TIAN Xianghua	CHN	1991			
7	AL QASMI Nawaf	OMA	1993			

#### Heat 2 of 8

Lane	Name	Country	Year of Birth	Qualifying Time	Time	Rank
1	KHAN Sikandar	PAK	1987	1:01.73		
2	LIM Zhi Cong	SIN	1987	59.44		
3	JURISOO Kristjan	EST	1993	58.35		
4	ORIHUELA Carlos Alfredo	PAR	1994	57.02		
5	DAVLETBAEV Damir	KGZ	1994	57.54		
6	CHONG Cheok Kuan	MAC	1993	58.51		
7	BELL Ian Leondy	MAS	1992	1:00.00		
8	MANAWADU Kaushal	SRI	1993	1:01.84		

#### Heat 3 of 8

Lane	Name	Country	Year of Birth	Qualifying Time	Time	Rank
1	GIBSON Evante	BAH	1994	56.86		
2	CHEAH Geoffrey Robin	HKG	1990	56.52		
3	GERCSAK Tamas	HUN	1991	55.90		
4	XU Hang	CHN	1991	55.58		
5	HUTCHINS Matt	NZL	1994	55.88		
6	ABDO Hamza	PLE	1991	56.30		
7	TSANKOV Tsanko	BUL	1987	56.72		
8	NAINAR Arvind	IND	1993	56.91		



Heat 4 of 8

Lane	Name	Country	Year of Birth	Qualifying Time	Time	Rank
1	NG Chun Nam Derick	HKG	1994	55.51		
2	MEYER Nico	RSA	1992	55.17		
3	NAROSHKIN Pavel	EST	1992	54.81		
4	LIESS Alexandre	SUI	1991	54.80		
5	GALOFRE Julio Cesar	COL	1987	54.81		
6	HENRY BEGO Daniel William	MAS	1989	54.84		
7	PERALTA GALLEGO Carlos	ESP	1994	55.44		
8	VIDAL I VILA Nil	ESP	1992	55.57		

Heat 5 of 8

Lane	Name	Country	Year of Birth	Qualifying Time	Time	Rank
1	LINDAU Henrik	SWE	1990	54.47		
2	HOCKIN Benjamin Thomas	PAR	1986	54.36		
3	SILJEVSKI Radovan	SRB	1986	54.28		
4	SEFL Jan	CZE	1990	53.79		
5	LEMAIRE Paul	FRA	1991	53.81		
6	LIU Edward Ao	CAN	1994	54.29		
7	SHULGA Oleksandr	UKR	1993	54.40		
8	KOZLOVSKIJ Igor Georgij	LTU	1992	54.79		

Heat 6 of 8

Lane	Name	Country	Year of Birth	Qualifying Time	Time	Rank
1	STRAGA Dominik	CRO	1988	53.53		
2	DODALEU Yahor	BLR	1993	53.05		
3	HIRAI Kenta	JPN	1994	52.69		
4	KONOVALOV Nikita	RUS	1988	52.08		
5	KOPTELOV Evgeny	RUS	1993	52.26		
6	VAN SWOL Kyler	USA	1991	52.89		
7	SUTANTO Glenn Victor	INA	1989	53.17		
8	HAYET Nimrod	ISR	1991	53.60		

Heat 7 of 8

Lane	Name	Country	Year of Birth	Qualifying Time	Time	Rank
1	IVANOV Oleksii	UKR	1994	53.44		
2	CONGER John	USA	1994	53.04		
3	UMEMOTO Masayuki	JPN	1994	52.66		
4	TSURKIN Yauhen	BLR	1990	52.07		
5	LESTER Daniel	AUS	1990	52.14		
6	CODIA Piero	ITA	1989	52.74		
7	DIMITRIADIS Stefanos	GRE	1989	53.10		
8	ALLEN Coleman Carl	CAN	1993	53.57		






Heat 8 of 8

Lane	Name	Country	Year of Birth	Qualifying Time	Time	Rank
1	VAN DUIJN Nico	SUI	1990	53.39		
2	KRUPECKI Oskar	POL	1992	53.03		
3	ROMANI Tommaso	ITA	1992	52.36		
4	KORZENIOWSKI Pawel	POL	1985	51.93		
5	HADLER Jayden	AUS	1993	52.09		
6	JAMES Antony John	GBR	1989	52.72		
7	CHANG Gyucheol	KOR	1992	53.10		
8	BICZO Bence	HUN	1993	53.55		

LEGEND

UR Universiade record

WR World record

Timing and Results provided by  **TISSOT**



## Results Summary


Итоговые результаты

EVENT NO. 28

	Record	Split	Name	Country	Location	Date
<b>WR</b>	49.82	23.36	PHELPS Michael	USA	Rome (ITA)	1 AUG 2009
<b>UR</b>	50.85	23.45	DUNFORD Jason	KEN	Belgrade (SRB)	9 JUL 2009

### Heats

Rank	Heat	Lane	Name	Year of Birth	Country Code	R.T.	50m	Time	Time Behind
1	6	6	VAN SWOL Kyler	1991	USA	0.77	24.48	<b>52.37</b> 27.89	Q
2	6	5	KOPTELOV Evgeny	1993	RUS	0.72	25.03	<b>52.67</b> 27.64	0.30 Q
3	7	8	ALLEN Coleman Carl	1993	CAN	0.64	24.53	<b>52.76</b> 28.23	0.39 Q
4	7	4	TSURKIN Yauhen	1990	BLR	0.66	24.72	<b>52.84</b> 28.12	0.47 Q
5	8	4	KORZENIOWSKI Pawel	1985	POL	0.71	24.72	<b>52.91</b> 28.19	0.54 Q
6	8	7	CHANG Gyucheol	1992	KOR	0.66	24.29	<b>52.92</b> 28.63	0.55 Q
7	7	2	CONGER John	1994	USA	0.68	24.66	<b>52.94</b> 28.28	0.57 Q
8	6	4	KONOVALOV Nikita	1988	RUS	0.69	25.58	<b>53.02</b> 27.44	0.65 Q
9	7	3	UMEMOTO Masayuki	1994	JPN	0.65	24.87	<b>53.05</b> 28.18	0.68 Q
10	7	6	CODIA Piero	1989	ITA	0.69	24.63	<b>53.06</b> 28.43	0.69 Q
10	7	7	DIMITRIADIS Stefanos	1989	GRE	0.79	25.29	<b>53.06</b> 27.77	0.69 Q
12	8	1	VAN DUIJN Nico	1990	SUI	0.71	25.10	<b>53.29</b> 28.19	0.92 Q
13	8	5	HADLER Jayden	1993	AUS	0.64	25.47	<b>53.31</b> 27.84	0.94 Q
14	7	5	LESTER Daniel	1990	AUS	0.68	24.91	<b>53.42</b> 28.51	1.05 Q
15	3	2	CHEAH Geoffrey Robin	1990	HKG	0.66	24.68	<b>53.70</b> 29.02	1.33 Q
16	8	2	KRUPECKI Oskar	1992	POL	0.73	25.13	<b>53.72</b> 28.59	1.35 Q
17	1	2	TODOROVIC Mario	1988	CRO	0.70	25.15	<b>53.79</b> 28.64	1.42
18	6	2	DODALEU Yahor	1993	BLR	0.71	24.90	<b>53.91</b> 29.01	1.54
19	7	1	IVANOV Oleksii	1994	UKR	0.70	24.97	<b>53.93</b> 28.96	1.56
20	8	6	JAMES Antony John	1989	GBR	0.72	24.91	<b>53.99</b> 29.08	1.62
21	8	3	ROMANI Tommaso	1992	ITA	0.73	25.19	<b>54.08</b> 28.89	1.71
22	5	5	LEMAIRE Paul	1991	FRA	0.68	25.26	<b>54.21</b> 28.95	1.84
23	5	6	LIU Edward Ao	1994	CAN	0.66	25.11	<b>54.28</b> 29.17	1.91
24	5	2	HOCKIN Benjamin Thomas	1986	PAR	0.74	24.87	<b>54.29</b> 29.42	1.92
25	5	3	SILJEVSKI Radovan	1986	SRB	0.71	25.36	<b>54.52</b> 29.16	2.15

Timing and Results provided by  TISSOT



Heats

Rank	Heat	Lane	Name	Year of Birth	Country Code	R.T.	50m	Time	Time Behind
26	5	4	SEFL Jan	1990	CZE	0.72	25.17	<b>54.53</b> 29.36	2.16
27	6	3	HIRAI Kenta	1994	JPN	0.65	25.45	<b>54.73</b> 29.28	2.36
28	3	3	GERCSAK Tamas	1991	HUN	0.70	25.55	<b>54.75</b> 29.20	2.38
29	5	1	LINDAU Henrik	1990	SWE	0.73	25.24	<b>54.78</b> 29.54	2.41
30	6	7	SUTANTO Glenn Victor	1989	INA	0.65	25.43	<b>54.84</b> 29.41	2.47
31	4	6	HENRY BEGO Daniel William	1989	MAS	0.69	25.88	<b>54.85</b> 28.97	2.48
32	4	2	MEYER Nico	1992	RSA	0.68	24.96	<b>54.95</b> 29.99	2.58
33	4	5	GALOFRE Julio Cesar	1987	COL	0.74	25.80	<b>55.06</b> 29.26	2.69
34	4	7	PERALTA GALLEGO Carlos	1994	ESP	0.61	26.00	<b>55.19</b> 29.19	2.82
35	4	8	VIDAL I VILA Nil	1992	ESP	0.60	26.38	<b>55.54</b> 29.16	3.17
35	6	1	STRAGA Dominik	1988	CRO	0.67	25.09	<b>55.54</b> 30.45	3.17
37	8	8	BICZO Bence	1993	HUN	0.67	25.91	<b>55.77</b> 29.86	3.40
38	4	4	LIESS Alexandre	1991	SUI	0.69	25.93	<b>55.78</b> 29.85	3.41
39	6	8	HAYET Nimrod	1991	ISR	0.67	26.23	<b>55.87</b> 29.64	3.50
40	4	1	NG Chun Nam Derick	1994	HKG	0.70	25.99	<b>56.25</b> 30.26	3.88
41	3	5	HUTCHINS Matt	1994	NZL	0.75	26.35	<b>56.27</b> 29.92	3.90
42	2	4	ORIHUELA Carlos Alfredo	1994	PAR	0.60	26.65	<b>56.41</b> 29.76	4.04
43	5	7	SHULGA Oleksandr	1993	UKR	0.70	25.93	<b>56.42</b> 30.49	4.05
44	2	3	JURISOO Kristjan	1993	EST	0.67	26.10	<b>56.44</b> 30.34	4.07
45	4	3	NAROSHKIN Pavel	1992	EST	0.69	26.72	<b>57.12</b> 30.40	4.75
46	3	7	TSANKOV Tsanko	1987	BUL	0.77	26.75	<b>57.22</b> 30.47	4.85
47	3	6	ABDO Hamza	1991	PLE	0.72	27.05	<b>57.48</b> 30.43	5.11
48	3	8	NAINAR Arvind	1993	IND	0.64	27.55	<b>58.47</b> 30.92	6.10
49	3	4	XU Hang	1991	CHN	0.80	27.40	<b>58.89</b> 31.49	6.52
49	3	1	GIBSON Evante	1994	BAH	0.66	27.15	<b>58.89</b> 31.74	6.52
51	2	6	CHONG Cheok Kuan	1993	MAC	0.75	27.61	<b>59.43</b> 31.82	7.06
52	2	5	DAVLETBAEV Damir	1994	KGZ	0.91	27.49	<b>1:00.25</b> 32.76	7.88
53	1	6	TIAN Xianghua	1991	CHN	0.78	28.60	<b>1:00.42</b> 31.82	8.05
54	2	7	BELL Ian Leondy	1992	MAS	0.62	28.06	<b>1:01.09</b> 33.03	8.72




Heats

Rank	Heat	Lane	Name	Year of Birth	Country Code	R.T.	50m	Time	Time Behind
55	1	7	AL QASMI Nawaf	1993	OMA	0.74	28.24	<b>1:01.36</b> 33.12	8.99
56	2	8	MANAWADU Kaushal	1993	SRI	0.88	28.03	<b>1:01.44</b> 33.41	9.07
57	2	1	KHAN Sikandar	1987	PAK	0.79	27.50	<b>1:01.71</b> 34.21	9.34
58	2	2	LIM Zhi Cong	1987	SIN	0.67	28.90	<b>1:01.80</b> 32.90	9.43
59	1	4	GALEA Daniel	1993	MLT	0.71	28.35	<b>1:02.56</b> 34.21	10.19
60	1	3	GARCHITORENA Sean Michael	1993	PHI	0.71	29.87	<b>1:04.61</b> 34.74	12.24
61	1	5	AL QASMI Aiman	1992	OMA	0.78	30.86	<b>1:07.79</b> 36.93	15.42
	5	8	KOZLOVSKIJ Igor Georgij	1992	LTU			<b>DNS</b>	

LEGEND

DNS Did not start                      Q    Qualified for the next phase                      R.T.    Reaction time

Timing and Results provided by  **TISSOT**



## Results

Результаты

### EVENT NO. 28


	Record	Split	Name	Country	Location	Date
<b>WR</b>	49.82	23.36	PHELPS Michael	USA	Rome (ITA)	1 AUG 2009
<b>UR</b>	50.85	23.45	DUNFORD Jason	KEN	Belgrade (SRB)	9 JUL 2009

#### Heat 1 of 8

Rank	Lane	Name	Country Code	R.T.	50m	Time	Time Behind
1	2	TODOROVIC Mario	CRO	0.70	(1) 25.15	<b>53.79</b> 28.64	
2	6	TIAN Xianghua	CHN	0.78	(4) 28.60	<b>1:00.42</b> 31.82	6.63
3	7	AL QASMI Nawaf	OMA	0.74	(2) 28.24	<b>1:01.36</b> 33.12	7.57
4	4	GALEA Daniel	MLT	0.71	(3) 28.35	<b>1:02.56</b> 34.21	8.77
5	3	GARCHITORENA Sean Michael	PHI	0.71	(5) 29.87	<b>1:04.61</b> 34.74	10.82
6	5	AL QASMI Aiman	OMA	0.78	(6) 30.86	<b>1:07.79</b> 36.93	14.00

#### LEGEND

R.T. Reaction time

Timing and Results provided by  **TISSOT**



## Results

Результаты

### EVENT NO. 28


	Record	Split	Name	Country	Location	Date
<b>WR</b>	49.82	23.36	PHELPS Michael	USA	Rome (ITA)	1 AUG 2009
<b>UR</b>	50.85	23.45	DUNFORD Jason	KEN	Belgrade (SRB)	9 JUL 2009

#### Heat 2 of 8

Rank	Lane	Name	Country Code	R.T.	50m	Time	Time Behind
1	4	ORIHUELA Carlos Alfredo	PAR	0.60	(2) 26.65	<b>56.41</b> 29.76	
2	3	JURISOO Kristjan	EST	0.67	(1) 26.10	<b>56.44</b> 30.34	0.03
3	6	CHONG Cheok Kuan	MAC	0.75	(5) 27.61	<b>59.43</b> 31.82	3.02
4	5	DAVLETBAEV Damir	KGZ	0.91	(3) 27.49	<b>1:00.25</b> 32.76	3.84
5	7	BELL Ian Leondy	MAS	0.62	(7) 28.06	<b>1:01.09</b> 33.03	4.68
6	8	MANAWADU Kaushal	SRI	0.88	(6) 28.03	<b>1:01.44</b> 33.41	5.03
7	1	KHAN Sikandar	PAK	0.79	(4) 27.50	<b>1:01.71</b> 34.21	5.30
8	2	LIM Zhi Cong	SIN	0.67	(8) 28.90	<b>1:01.80</b> 32.90	5.39

#### LEGEND

R.T. Reaction time

Timing and Results provided by  **TISSOT**





## Results

Результаты

### EVENT NO. 28

	Record	Split	Name	Country	Location	Date
<b>WR</b>	49.82	23.36	PHELPS Michael	USA	Rome (ITA)	1 AUG 2009
<b>UR</b>	50.85	23.45	DUNFORD Jason	KEN	Belgrade (SRB)	9 JUL 2009

#### Heat 3 of 8

Rank	Lane	Name	Country Code	R.T.	50m	Time	Time Behind
1	2	CHEAH Geoffrey Robin	HKG	0.66	(1) 24.68	<b>53.70</b> 29.02	
2	3	GERCSAK Tamas	HUN	0.70	(2) 25.55	<b>54.75</b> 29.20	1.05
3	5	HUTCHINS Matt	NZL	0.75	(3) 26.35	<b>56.27</b> 29.92	2.57
4	7	TSANKOV Tsanko	BUL	0.77	(4) 26.75	<b>57.22</b> 30.47	3.52
5	6	ABDO Hamza	PLE	0.72	(5) 27.05	<b>57.48</b> 30.43	3.78
6	8	NAINAR Arvind	IND	0.64	(8) 27.55	<b>58.47</b> 30.92	4.77
7	1	GIBSON Evante	BAH	0.66	(6) 27.15	<b>58.89</b> 31.74	5.19
7	4	XU Hang	CHN	0.80	(7) 27.40	<b>58.89</b> 31.49	5.19

#### LEGEND

R.T. Reaction time

Timing and Results provided by  **TISSOT**



## Results

Результаты

### EVENT NO. 28


	Record	Split	Name	Country	Location	Date
<b>WR</b>	49.82	23.36	PHELPS Michael	USA	Rome (ITA)	1 AUG 2009
<b>UR</b>	50.85	23.45	DUNFORD Jason	KEN	Belgrade (SRB)	9 JUL 2009

#### Heat 4 of 8

Rank	Lane	Name	Country Code	R.T.	50m	Time	Time Behind
1	6	<b>HENRY BEGO Daniel William</b>	MAS	0.69	(3) 25.88	<b>54.85</b> 28.97	
2	2	<b>MEYER Nico</b>	RSA	0.68	(1) 24.96	<b>54.95</b> 29.99	0.10
3	5	<b>GALOFRE Julio Cesar</b>	COL	0.74	(2) 25.80	<b>55.06</b> 29.26	0.21
4	7	<b>PERALTA GALLEGO Carlos</b>	ESP	0.61	(6) 26.00	<b>55.19</b> 29.19	0.34
5	8	<b>VIDAL I VILA Nil</b>	ESP	0.60	(7) 26.38	<b>55.54</b> 29.16	0.69
6	4	<b>LIESS Alexandre</b>	SUI	0.69	(4) 25.93	<b>55.78</b> 29.85	0.93
7	1	<b>NG Chun Nam Derick</b>	HKG	0.70	(5) 25.99	<b>56.25</b> 30.26	1.40
8	3	<b>NAROSHKIN Pavel</b>	EST	0.69	(8) 26.72	<b>57.12</b> 30.40	2.27

#### LEGEND

R.T. Reaction time

Timing and Results provided by  **TISSOT**



## Results

Результаты

### EVENT NO. 28

	Record	Split	Name	Country	Location	Date
<b>WR</b>	49.82	23.36	PHELPS Michael	USA	Rome (ITA)	1 AUG 2009
<b>UR</b>	50.85	23.45	DUNFORD Jason	KEN	Belgrade (SRB)	9 JUL 2009


#### Heat 5 of 8

Rank	Lane	Name	Country Code	R.T.	50m	Time	Time Behind
1	5	LEMAIRE Paul	FRA	0.68	(5) 25.26	<b>54.21</b> 28.95	
2	6	LIU Edward Ao	CAN	0.66	(2) 25.11	<b>54.28</b> 29.17	0.07
3	2	HOCKIN Benjamin Thomas	PAR	0.74	(1) 24.87	<b>54.29</b> 29.42	0.08
4	3	SILJEVSKI Radovan	SRB	0.71	(6) 25.36	<b>54.52</b> 29.16	0.31
5	4	SEFL Jan	CZE	0.72	(3) 25.17	<b>54.53</b> 29.36	0.32
6	1	LINDAU Henrik	SWE	0.73	(4) 25.24	<b>54.78</b> 29.54	0.57
7	7	SHULGA Oleksandr	UKR	0.70	(7) 25.93	<b>56.42</b> 30.49	2.21
	8	KOZLOVSKIJ Igor Georgij	LTU			<b>DNS</b>	

#### LEGEND

**DNS** Did not start

**R.T.** Reaction time

Timing and Results provided by  **TISSOT**



## Results

Результаты

### EVENT NO. 28


	Record	Split	Name	Country	Location	Date
<b>WR</b>	49.82	23.36	PHELPS Michael	USA	Rome (ITA)	1 AUG 2009
<b>UR</b>	50.85	23.45	DUNFORD Jason	KEN	Belgrade (SRB)	9 JUL 2009

#### Heat 6 of 8

Rank	Lane	Name	Country Code	R.T.	50m	Time	Time Behind
1	6	VAN SWOL Kyler	USA	0.77	(1) 24.48	<b>52.37</b> 27.89	
2	5	KOPTELOV Evgeny	RUS	0.72	(3) 25.03	<b>52.67</b> 27.64	0.30
3	4	KONOVALOV Nikita	RUS	0.69	(7) 25.58	<b>53.02</b> 27.44	0.65
4	2	DODALEU Yahor	BLR	0.71	(2) 24.90	<b>53.91</b> 29.01	1.54
5	3	HIRAI Kenta	JPN	0.65	(6) 25.45	<b>54.73</b> 29.28	2.36
6	7	SUTANTO Glenn Victor	INA	0.65	(5) 25.43	<b>54.84</b> 29.41	2.47
7	1	STRAGA Dominik	CRO	0.67	(4) 25.09	<b>55.54</b> 30.45	3.17
8	8	HAYET Nimrod	ISR	0.67	(8) 26.23	<b>55.87</b> 29.64	3.50

#### LEGEND

R.T. Reaction time

Timing and Results provided by  **TISSOT**



## Results

Результаты

### EVENT NO. 28


	Record	Split	Name	Country	Location	Date
<b>WR</b>	49.82	23.36	PHELPS Michael	USA	Rome (ITA)	1 AUG 2009
<b>UR</b>	50.85	23.45	DUNFORD Jason	KEN	Belgrade (SRB)	9 JUL 2009

#### Heat 7 of 8

Rank	Lane	Name	Country Code	R.T.	50m	Time	Time Behind
1	8	ALLEN Coleman Carl	CAN	0.64	(1) 24.53	<b>52.76</b> 28.23	
2	4	TSURKIN Yauhen	BLR	0.66	(4) 24.72	<b>52.84</b> 28.12	0.08
3	2	CONGER John	USA	0.68	(3) 24.66	<b>52.94</b> 28.28	0.18
4	3	UMEMOTO Masayuki	JPN	0.65	(5) 24.87	<b>53.05</b> 28.18	0.29
5	6	CODIA Piero	ITA	0.69	(2) 24.63	<b>53.06</b> 28.43	0.30
5	7	DIMITRIADIS Stefanos	GRE	0.79	(8) 25.29	<b>53.06</b> 27.77	0.30
7	5	LESTER Daniel	AUS	0.68	(6) 24.91	<b>53.42</b> 28.51	0.66
8	1	IVANOV Oleksii	UKR	0.70	(7) 24.97	<b>53.93</b> 28.96	1.17

#### LEGEND

R.T. Reaction time

Timing and Results provided by  **TISSOT**



## Results

Результаты

### EVENT NO. 28


	Record	Split	Name	Country	Location	Date
<b>WR</b>	49.82	23.36	PHELPS Michael	USA	Rome (ITA)	1 AUG 2009
<b>UR</b>	50.85	23.45	DUNFORD Jason	KEN	Belgrade (SRB)	9 JUL 2009

#### Heat 8 of 8

Rank	Lane	Name	Country Code	R.T.	50m	Time	Time Behind
1	4	KORZENIOWSKI Pawel	POL	0.71	(2) 24.72	<b>52.91</b> 28.19	
2	7	CHANG Gyucheol	KOR	0.66	(1) 24.29	<b>52.92</b> 28.63	0.01
3	1	VAN DUIJN Nico	SUI	0.71	(4) 25.10	<b>53.29</b> 28.19	0.38
4	5	HADLER Jayden	AUS	0.64	(7) 25.47	<b>53.31</b> 27.84	0.40
5	2	KRUPECKI Oskar	POL	0.73	(5) 25.13	<b>53.72</b> 28.59	0.81
6	6	JAMES Antony John	GBR	0.72	(3) 24.91	<b>53.99</b> 29.08	1.08
7	3	ROMANI Tommaso	ITA	0.73	(6) 25.19	<b>54.08</b> 28.89	1.17
8	8	BICZO Bence	HUN	0.67	(8) 25.91	<b>55.77</b> 29.86	2.86

#### LEGEND

R.T. Reaction time

Timing and Results provided by  **TISSOT**





# Result Book

27th Summer Universiade in Kazan 2013



## Swimming

Men's 100m Butterfly Semifinals





## Start List

Стартовый список

### EVENT NO. 28

	Record	Split	Name	Country	Location	Date
WR	49.82	23.36	PHELPS Michael	USA	Rome (ITA)	1 AUG 2009
UR	50.85	23.45	DUNFORD Jason	KEN	Belgrade (SRB)	9 JUL 2009

#### Semifinal 1 of 2

Lane	Name	Country	Year of Birth	Qualifying Time	Time	Rank
1	LESTER Daniel	AUS	1990	53.42		
2	CODIA Piero	ITA	1989	53.06		
3	CHANG Gyucheol	KOR	1992	52.92		
4	KOPTELOV Evgeny	RUS	1993	52.67		
5	TSURKIN Yauhen	BLR	1990	52.84		
6	KONOVALOV Nikita	RUS	1988	53.02		
7	VAN DUIJN Nico	SUI	1990	53.29		
8	KRUPECKI Oskar	POL	1992	53.72		

#### Semifinal 2 of 2

Lane	Name	Country	Year of Birth	Qualifying Time	Time	Rank
1	HADLER Jayden	AUS	1993	53.31		
2	UMEMOTO Masayuki	JPN	1994	53.05		
3	KORZENIOWSKI Pawel	POL	1985	52.91		
4	VAN SWOL Kyler	USA	1991	52.37		
5	ALLEN Coleman Carl	CAN	1993	52.76		
6	CONGER John	USA	1994	52.94		
7	DIMITRIADIS Stefanos	GRE	1989	53.06		
8	CHEAH Geoffrey Robin	HKG	1990	53.70		


#### Reserves

Lane	Name	Country	Year of Birth	Qualifying Time	Time	Rank
	TODOROVIC Mario	CRO	1988	53.79		
	DODALEU Yahor	BLR	1993	53.91		

#### LEGEND

UR Universiade record

WR World record

Timing and Results provided by  TISSOT



## Results Summary

Итоговые результаты

EVENT NO. 28


	Record	Split	Name	Country	Location	Date
<b>WR</b>	49.82	23.36	PHELPS Michael	USA	Rome (ITA)	1 AUG 2009
<b>UR</b>	50.85	23.45	DUNFORD Jason	KEN	Belgrade (SRB)	9 JUL 2009

### Semifinals

Rank	Heat	Lane	Name	Year of Birth	Country Code	R.T.	50m	Time	Time Behind
1	1	5	TSURKIN Yauhen	1990	BLR	0.64	24.31	<b>51.75</b> 27.44	Q
2	2	3	KORZENIOWSKI Pawel	1985	POL	0.68	24.47	<b>52.20</b> 27.73	0.45 Q
3	2	6	CONGER John	1994	USA	0.66	24.60	<b>52.51</b> 27.91	0.76 Q
4	1	6	KONOVALOV Nikita	1988	RUS	0.71	25.24	<b>52.62</b> 27.38	0.87 Q
5	1	7	VAN DUIJN Nico	1990	SUI	0.65	25.16	<b>52.69</b> 27.53	0.94 Q
5	2	2	UMEMOTO Masayuki	1994	JPN	0.60	24.85	<b>52.69</b> 27.84	0.94 Q
7	1	4	KOPTELOV Evgeny	1993	RUS	0.67	24.62	<b>52.70</b> 28.08	0.95 Q
8	1	8	KRUPECKI Oskar	1992	POL	0.70	24.50	<b>52.72</b> 28.22	0.97 Q
9	1	2	CODIA Piero	1989	ITA	0.70	24.17	<b>52.77</b> 28.60	1.02
10	2	4	VAN SWOL Kyler	1991	USA	0.73	24.47	<b>52.80</b> 28.33	1.05
11	1	1	LESTER Daniel	1990	AUS	0.66	24.57	<b>52.81</b> 28.24	1.06
12	1	3	CHANG Gyucheol	1992	KOR	0.63	24.51	<b>52.99</b> 28.48	1.24
13	2	1	HADLER Jayden	1993	AUS	0.62	25.02	<b>53.08</b> 28.06	1.33
14	2	7	DIMITRIADIS Stefanos	1989	GRE	0.74	25.28	<b>53.13</b> 27.85	1.38
15	2	5	ALLEN Coleman Carl	1993	CAN	0.63	24.94	<b>53.25</b> 28.31	1.50
16	2	8	CHEAH Geoffrey Robin	1990	HKG	0.67	25.19	<b>53.95</b> 28.76	2.20

#### LEGEND

Q Qualified for the next phase R.T. Reaction time

Timing and Results provided by  TISSOT



## Results

Результаты

### EVENT NO. 28


	Record	Split	Name	Country	Location	Date
<b>WR</b>	49.82	23.36	PHELPS Michael	USA	Rome (ITA)	1 AUG 2009
<b>UR</b>	50.85	23.45	DUNFORD Jason	KEN	Belgrade (SRB)	9 JUL 2009

#### Semifinal 1 of 2

Rank	Lane	Name	Country Code	R.T.	50m	Time	Time Behind
1	5	TSURKIN Yauhen	BLR	0.64	(2) 24.31	<b>51.75</b> 27.44	
2	6	KONOVALOV Nikita	RUS	0.71	(8) 25.24	<b>52.62</b> 27.38	0.87
3	7	VAN DUIJN Nico	SUI	0.65	(7) 25.16	<b>52.69</b> 27.53	0.94
4	4	KOPTELOV Evgeny	RUS	0.67	(6) 24.62	<b>52.70</b> 28.08	0.95
5	8	KRUPECKI Oskar	POL	0.70	(3) 24.50	<b>52.72</b> 28.22	0.97
6	2	CODIA Piero	ITA	0.70	(1) 24.17	<b>52.77</b> 28.60	1.02
7	1	LESTER Daniel	AUS	0.66	(5) 24.57	<b>52.81</b> 28.24	1.06
8	3	CHANG Gyucheol	KOR	0.63	(4) 24.51	<b>52.99</b> 28.48	1.24

#### LEGEND

R.T. Reaction time

Timing and Results provided by  **TISSOT**



## Results

Результаты

### EVENT NO. 28


	Record	Split	Name	Country	Location	Date
<b>WR</b>	49.82	23.36	PHELPS Michael	USA	Rome (ITA)	1 AUG 2009
<b>UR</b>	50.85	23.45	DUNFORD Jason	KEN	Belgrade (SRB)	9 JUL 2009

#### Semifinal 2 of 2

Rank	Lane	Name	Country Code	R.T.	50m	Time	Time Behind
1	3	KORZENIOWSKI Pawel	POL	0.68	(1) 24.47	<b>52.20</b> 27.73	
2	6	CONGER John	USA	0.66	(3) 24.60	<b>52.51</b> 27.91	0.31
3	2	UMEMOTO Masayuki	JPN	0.60	(4) 24.85	<b>52.69</b> 27.84	0.49
4	4	VAN SWOL Kyler	USA	0.73	(1) 24.47	<b>52.80</b> 28.33	0.60
5	1	HADLER Jayden	AUS	0.62	(6) 25.02	<b>53.08</b> 28.06	0.88
6	7	DIMITRIADIS Stefanos	GRE	0.74	(8) 25.28	<b>53.13</b> 27.85	0.93
7	5	ALLEN Coleman Carl	CAN	0.63	(5) 24.94	<b>53.25</b> 28.31	1.05
8	8	CHEAH Geoffrey Robin	HKG	0.67	(7) 25.19	<b>53.95</b> 28.76	1.75

#### LEGEND

R.T. Reaction time

Timing and Results provided by  **TISSOT**





# Result Book

27th Summer Universiade in Kazan 2013



## Swimming

Men's 100m Butterfly Final







## Start List

Стартовый список

### EVENT NO. 28

	Record	Split	Name	Country	Location	Date
<b>WR</b>	49.82	23.36	PHELPS Michael	USA	Rome (ITA)	1 AUG 2009
<b>UR</b>	50.85	23.45	DUNFORD Jason	KEN	Belgrade (SRB)	9 JUL 2009

#### Final

Lane	Name	Country	Year of Birth	Qualifying Time	Time	Rank
1	KOPTELOV Evgeny	RUS	1993	52.70		
2	VAN DUIJN Nico	SUI	1990	52.69		
3	CONGER John	USA	1994	52.51		
4	TSURKIN Yauhen	BLR	1990	51.75		
5	KORZENIOWSKI Pawel	POL	1985	52.20		
6	KONOVALOV Nikita	RUS	1988	52.62		
7	UMEMOTO Masayuki	JPN	1994	52.69		
8	KRUPECKI Oskar	POL	1992	52.72		


#### Reserves

Lane	Name	Country	Year of Birth	Qualifying Time	Time	Rank
	CODIA Piero	ITA	1989	52.77		
	VAN SWOL Kyler	USA	1991	52.80		

#### LEGEND

**UR** Universiade record

**WR** World record

Timing and Results provided by  **TISSOT**



## Results

Результаты

### EVENT NO. 28


	Record	Split	Name	Country	Location	Date
<b>WR</b>	49.82	23.36	PHELPS Michael	USA	Rome (ITA)	1 AUG 2009
<b>UR</b>	50.85	23.45	DUNFORD Jason	KEN	Belgrade (SRB)	9 JUL 2009

### Final

Rank	Lane	Name	Country Code	R.T.	50m	Time	Time Behind
1	5	KORZENIOWSKI Pawel	POL	0.70	(4) 24.56	<b>51.75</b> 27.19	
2	4	TSURKIN Yauhen	BLR	0.63	(1) 24.05	<b>51.80</b> 27.75	0.05
3	1	KOPELOV Evgeny	RUS	0.68	(6) 24.89	<b>52.04</b> 27.15	0.29
4	6	KONOVALOV Nikita	RUS	0.76	(2) 24.14	<b>52.10</b> 27.96	0.35
5	2	VAN DUIJN Nico	SUI	0.64	(7) 24.95	<b>52.52</b> 27.57	0.77
6	3	CONGER John	USA	0.67	(3) 24.31	<b>52.61</b> 28.30	0.86
7	7	UMEMOTO Masayuki	JPN	0.65	(8) 24.99	<b>52.91</b> 27.92	1.16
8	8	KRUPECKI Oskar	POL	0.73	(5) 24.79	<b>53.08</b> 28.29	1.33

#### LEGEND

R.T. Reaction time

Timing and Results provided by  **TISSOT**



# Result Book

27th Summer Universiade in Kazan 2013



## Swimming

Men's 200m Butterfly





## Medallists

Медалисты

Medal	Name	Country
GOLD	BICZO Bence	HUN - Hungary
SILVER	HIRAI Kenta	JPN - Japan
BRONZE	DIMITRIADIS Stefanos	GRE - Greece





# Result Book

27th Summer Universiade in Kazan 2013



## Swimming

Men's 200m Butterfly Preliminaries





## Start List

Стартовый список

### EVENT NO. 15

	Record	Splits			Name	Country	Location	Date
<b>WR</b>	1:51.51	24.76	52.88	1:21.93	PHELPS Michael	USA	Rome (ITA)	29 JUL 2009
<b>UR</b>	1:54.30	26.00	54.81	1:24.58	KORZENIOWSKI Pawel	POL	Belgrade (SRB)	8 JUL 2009

#### Heat 1 of 5

Lane	Name	Country	Year of Birth	Qualifying Time	Time	Rank
3	GARCHITORENA Sean Michael	PHI	1993	2:35.00		
4	ORIHUELA Carlos Alfredo	PAR	1994	2:08.07		
5	LAU Chun Leung Johnny	HKG	1991	2:11.86		

#### Heat 2 of 5

Lane	Name	Country	Year of Birth	Qualifying Time	Time	Rank
1	DEBNATH Sanu	IND	1994	2:06.28		
2	NAROSHKIN Pavel	EST	1992	2:05.47		
3	GERCSAK Tamas	HUN	1991	2:03.10		
4	RAMIREZ JUAREZ Ramiro	MEX	1990	2:00.99		
5	SHULGA Oleksandr	UKR	1993	2:01.13		
6	GALOFRE Julio Cesar	COL	1987	2:03.80		
7	JURJEVICIC Nejc	SLO	1993	2:06.10		
8	TSANKOV Tsanko	BUL	1987	2:06.40		

#### Heat 3 of 5

Lane	Name	Country	Year of Birth	Qualifying Time	Time	Rank
1	SMITH Lewis James Selkirk	GBR	1988	2:00.29		
2	GANIKHIN Maksim	RUS	1986	1:59.43		
3	QAIUM Keiran	AUS	1992	1:58.10		
4	HIRAI Kenta	JPN	1994	1:56.30		
5	DIMITRIADIS Stefanos	GRE	1989	1:57.71		
6	SHARPE David Christopher	CAN	1990	1:58.55		
7	XU Hang	CHN	1991	1:59.86		
8	SUVORAU Yury	BLR	1991	2:00.80		

#### Heat 4 of 5

Lane	Name	Country	Year of Birth	Qualifying Time	Time	Rank
1	VAN DUIJN Nico	SUI	1990	2:00.07		
2	PERALTA GALLEGU Carlos	ESP	1994	1:59.30		
3	CETRAT Zackariah Jamal	CAN	1990	1:58.01		
4	BICZO Bence	HUN	1993	1:56.29		
5	HSU Chi-Chieh	TPE	1988	1:57.50		
6	WHITAKER Kyle	USA	1991	1:58.52		
7	LISS Alexandre	SUI	1991	1:59.83		
8	ASBURY Shane	AUS	1989	2:00.78		






Heat 5 of 5

Lane	Name	Country	Year of Birth	Qualifying Time	Time	Rank
1	SEFL Jan	CZE	1990	1:59.87		
2	CHANG Gyucheol	KOR	1992	1:59.01		
3	HAYET Nimrod	ISR	1991	1:57.97		
4	KORZENIOWSKI Pawel	POL	1985	1:55.26		
5	KIMURA Yuta	JPN	1991	1:57.03		
6	FLACH JR Michael	USA	1991	1:58.40		
7	TAMBOVSKIY Andrey	RUS	1994	1:59.72		
8	TSURKIN Yauhen	BLR	1990	2:00.75		

LEGEND

UR Universiade record

WR World record

Timing and Results provided by  **TISSOT**



## Results Summary

Итоговые результаты

EVENT NO. 15


REVISED

12 JUL 11:08

	Record	Splits	Name	Country	Location	Date
WR	1:51.51	24.76 52.88 1:21.93	PHELPS Michael	USA	Rome (ITA)	29 JUL 2009
UR	1:54.30	26.00 54.81 1:24.58	KORZENIOWSKI Pawel	POL	Belgrade (SRB)	8 JUL 2009

### Heats

Rank	Heat	Lane	Name	Year of Birth	Country Code	R.T.	50m	100m	150m	Time	Time Behind
1	4	4	BICZO Bence	1993	HUN	0.69	26.67	56.85	1:27.42	<b>1:58.43</b>	Q
2	5	6	FLACH JR Michael	1991	USA	0.62	26.50	56.68	1:27.35	<b>1:58.94</b>	0.51 Q
3	3	6	SHARPE David Christopher	1990	CAN	0.72	27.07	57.27	1:28.22	<b>1:59.67</b>	1.24 Q
4	4	2	PERALTA GALLEGRO Carlos	1994	ESP	0.63	27.19	57.68	1:28.64	<b>1:59.73</b>	1.30 Q
5	5	5	KIMURA Yuta	1991	JPN	0.74	26.90	57.68	1:28.73	<b>1:59.74</b>	1.31 Q
6	4	1	VAN DUIJN Nico	1990	SUI	0.71	26.82	57.45	1:28.77	<b>1:59.83</b>	1.40 Q
7	3	5	DIMITRIADIS Stefanos	1989	GRE	0.81	27.22	57.73	1:28.96	<b>1:59.93</b>	1.50 Q
8	5	7	TAMBOVSKIY Andrey	1994	RUS	0.69	26.78	57.15	1:28.28	<b>2:00.09</b>	1.66 Q
9	3	3	QAIUM Keiran	1992	AUS	0.63	26.47	57.27	1:29.12	<b>2:00.14</b>	1.71 Q
10	3	2	GANIKHIN Maksim	1986	RUS	0.70	26.74	56.84	1:28.29	<b>2:00.16</b>	1.73 Q
11	3	4	HIRAI Kenta	1994	JPN	0.65	26.43	57.35	1:28.89	<b>2:00.23</b>	1.80 Q
12	4	3	CHESTRAT Zackariah Jamal	1990	CAN	0.66	26.66	56.97	1:28.29	<b>2:00.45</b>	2.02 Q
13	4	6	WHITAKER Kyle	1991	USA	0.65	26.39	57.19	1:28.97	<b>2:00.62</b>	2.19 Q
14	4	5	HSU Chi-Chieh	1988	TPE	0.68	27.27	57.95	1:29.21	<b>2:00.67</b>	2.24 Q
15	2	5	SHULGA Oleksandr	1993	UKR	0.68	26.58	57.61	1:29.11	<b>2:00.77</b>	2.34 Q
16	3	1	SMITH Lewis James Selkirk	1988	GBR	0.72	27.18	57.43	1:28.68	<b>2:00.88</b>	2.45 Q
17	5	4	KORZENIOWSKI Pawel	1985	POL	0.74	26.08	57.45	1:29.23	<b>2:00.89</b>	2.46
18	2	3	GERCSAK Tamas	1991	HUN	0.74	26.45	57.22	1:28.75	<b>2:00.94</b>	2.51
19	5	1	SEFL Jan	1990	CZE	0.76	26.85	58.15	1:29.88	<b>2:01.20</b>	2.77
20	5	8	TSURKIN Yauhen	1990	BLR	0.65	26.47	57.57	1:29.65	<b>2:01.59</b>	3.16
21	2	4	RAMIREZ JUAREZ Ramiro	1990	MEX	0.74	27.61	58.83	1:29.91	<b>2:01.67</b>	3.24
22	3	8	SUVORAU Yury	1991	BLR	0.74	26.88	57.63	1:29.93	<b>2:01.98</b>	3.55
23	4	7	LISS Alexandre	1991	SUI	0.77	26.92	57.64	1:30.28	<b>2:02.45</b>	4.02
24	4	8	ASBURY Shane	1989	AUS	0.70	27.35	58.57	1:30.43	<b>2:03.43</b>	5.00
25	2	6	GALOFRE Julio Cesar	1987	COL	0.77	28.13	59.53	1:31.41	<b>2:03.54</b>	5.11

Timing and Results provided by  TISSOT




Heats

Rank	Heat	Lane	Name	Year of Birth	Country Code	R.T.	50m	100m	150m	Time	Time Behind
26	5	3	HAYET Nimrod	1991	ISR	0.71	26.90	57.97 31.07	1:30.59 32.62	<b>2:04.70</b> 34.11	6.27
27	5	2	CHANG Gyucheol	1992	KOR	0.66	26.37	57.70 31.33	1:30.73 33.03	<b>2:05.00</b> 34.27	6.57
28	2	2	NAROSHKIN Pavel	1992	EST	0.71	27.69	59.45 31.76	1:32.82 33.37	<b>2:07.18</b> 34.36	8.75
29	2	1	DEBNATH Sanu	1994	IND	0.77	28.31	1:00.41 32.10	1:33.63 33.22	<b>2:07.34</b> 33.71	8.91
30	2	8	TSANKOV Tsanko	1987	BUL	0.78	27.77	59.66 31.89	1:32.99 33.33	<b>2:07.39</b> 34.40	8.96
31	3	7	XU Hang	1991	CHN	0.79	27.36	58.74 31.38	1:32.55 33.81	<b>2:07.69</b> 35.14	9.26
32	1	3	GARCHITORENA Sean Michael	1993	PHI	0.66	29.20	1:03.00 33.80	1:36.64 33.64	<b>2:09.12</b> 32.48	10.69
33	2	7	JURJEVICIC Nejc	1993	SLO	0.67	28.96	1:01.55 32.59	1:35.35 33.80	<b>2:09.60</b> 34.25	11.17
34	1	5	LAU Chun Leung Johnny	1991	HKG	0.78	28.22	1:00.58 32.36	1:34.55 33.97	<b>2:09.74</b> 35.19	11.31
	1	4	ORIHUELA Carlos Alfredo	1994	PAR					<b>DNS</b>	

LEGEND

DNS Did not start                      Q    Qualified for the next phase                      R.T.    Reaction time

Disqualification of the athlete SHARPE David Christopher (CAN) overturned because of an administrative error.

Timing and Results provided by  TISSOT



## Results

Результаты

### EVENT NO. 15

	Record	Splits			Name	Country	Location	Date
<b>WR</b>	1:51.51	24.76	52.88	1:21.93	PHELPS Michael	USA	Rome (ITA)	29 JUL 2009
<b>UR</b>	1:54.30	26.00	54.81	1:24.58	KORZENIOWSKI Pawel	POL	Belgrade (SRB)	8 JUL 2009


#### Heat 1 of 5

Rank	Lane	Name	Country Code	R.T.	50m	100m	150m	Time	Time Behind
1	3	<b>GARCHITORENA Sean Michael</b>	PHI	0.66	(2) 29.20	(2) 1:03.00 33.80	(2) 1:36.64 33.64	<b>2:09.12</b> 32.48	
2	5	<b>LAU Chun Leung Johnny</b>	HKG	0.78	(1) 28.22	(1) 1:00.58 32.36	(1) 1:34.55 33.97	<b>2:09.74</b> 35.19	0.62
	4	<b>ORIHUELA Carlos Alfredo</b>	PAR					<b>DNS</b>	

#### LEGEND

**DNS** Did not start

**R.T.** Reaction time

Timing and Results provided by  **TISSOT**



## Results

Результаты

### EVENT NO. 15


	Record	Splits			Name	Country	Location	Date
<b>WR</b>	1:51.51	24.76	52.88	1:21.93	PHELPS Michael	USA	Rome (ITA)	29 JUL 2009
<b>UR</b>	1:54.30	26.00	54.81	1:24.58	KORZENIOWSKI Pawel	POL	Belgrade (SRB)	8 JUL 2009

#### Heat 2 of 5

Rank	Lane	Name	Country Code	R.T.	50m	100m	150m	Time	Time Behind
1	5	SHULGA Oleksandr	UKR	0.68	(2) 26.58	(2) 57.61 31.03	(2) 1:29.11 31.50	<b>2:00.77</b>	
2	3	GERCSAK Tamas	HUN	0.74	(1) 26.45	(1) 57.22 30.77	(1) 1:28.75 31.53	<b>2:00.94</b>	0.17
3	4	RAMIREZ JUAREZ Ramiro	MEX	0.74	(3) 27.61	(3) 58.83 31.22	(3) 1:29.91 31.08	<b>2:01.67</b>	0.90
4	6	GALOFRE Julio Cesar	COL	0.77	(6) 28.13	(5) 59.53 31.40	(4) 1:31.41 31.88	<b>2:03.54</b>	2.77
5	2	NAROSHKIN Pavel	EST	0.71	(4) 27.69	(4) 59.45 31.76	(5) 1:32.82 33.37	<b>2:07.18</b>	6.41
6	1	DEBNATH Sanu	IND	0.77	(7) 28.31	(7) 1:00.41 32.10	(7) 1:33.63 33.22	<b>2:07.34</b>	6.57
7	8	TSANKOV Tsanko	BUL	0.78	(5) 27.77	(6) 59.66 31.89	(6) 1:32.99 33.33	<b>2:07.39</b>	6.62
8	7	JURJEVIC Nejc	SLO	0.67	(8) 28.96	(8) 1:01.55 32.59	(8) 1:35.35 33.80	<b>2:09.60</b>	8.83

#### LEGEND

R.T. Reaction time

Timing and Results provided by  TISSOT



## Results

Результаты

EVENT NO. 15

REVISED

12 JUL 11:00

	Record	Splits			Name	Country	Location	Date
WR	1:51.51	24.76	52.88	1:21.93	PHELPS Michael	USA	Rome (ITA)	29 JUL 2009
UR	1:54.30	26.00	54.81	1:24.58	KORZENIOWSKI Pawel	POL	Belgrade (SRB)	8 JUL 2009


### Heat 3 of 5

Rank	Lane	Name	Country Code	R.T.	50m	100m	150m	Time	Time Behind
1	6	SHARPE David Christopher	CAN	0.72	(5) 27.07	(2) 57.27 30.20	(1) 1:28.22 30.95	<b>1:59.67</b>	
2	5	DIMITRIADIS Stefanos	GRE	0.81	(7) 27.22	(7) 57.73 30.51	(5) 1:28.96 31.23	<b>1:59.93</b>	0.26
3	3	QAIUM Keiran	AUS	0.63	(2) 26.47	(2) 57.27 30.80	(6) 1:29.12 31.85	<b>2:00.14</b>	0.47
4	2	GANIKHIN Maksim	RUS	0.70	(3) 26.74	(1) 56.84 30.10	(2) 1:28.29 31.45	<b>2:00.16</b>	0.49
5	4	HIRAI Kenta	JPN	0.65	(1) 26.43	(4) 57.35 30.92	(4) 1:28.89 31.54	<b>2:00.23</b>	0.56
6	1	SMITH Lewis James Selkirk	GBR	0.72	(6) 27.18	(5) 57.43 30.25	(3) 1:28.68 31.25	<b>2:00.88</b>	1.21
7	8	SUVORAU Yury	BLR	0.74	(4) 26.88	(6) 57.63 30.75	(7) 1:29.93 32.30	<b>2:01.98</b>	2.31
8	7	XU Hang	CHN	0.79	(8) 27.36	(8) 58.74 31.38	(8) 1:32.55 33.81	<b>2:07.69</b>	8.02

#### LEGEND

R.T. Reaction time

Disqualification of the athlete SHARPE David Christopher (CAN) overturned because of an administrative error.

Timing and Results provided by  TISSOT





## Results

Результаты

### EVENT NO. 15

	Record	Splits			Name	Country	Location	Date
<b>WR</b>	1:51.51	24.76	52.88	1:21.93	PHELPS Michael	USA	Rome (ITA)	29 JUL 2009
<b>UR</b>	1:54.30	26.00	54.81	1:24.58	KORZENIOWSKI Pawel	POL	Belgrade (SRB)	8 JUL 2009

#### Heat 4 of 5

Rank	Lane	Name	Country Code	R.T.	50m	100m	150m	Time	Time Behind
1	4	BICZO Bence	HUN	0.69	(3) 26.67	(1) 56.85 30.18	(1) 1:27.42 30.57	<b>1:58.43</b>	
2	2	PERALTA GALLEGO Carlos	ESP	0.63	(6) 27.19	(6) 57.68 30.49	(3) 1:28.64 30.96	<b>1:59.73</b>	1.30
3	1	VAN DUIJN Nico	SUI	0.71	(4) 26.82	(4) 57.45 30.63	(4) 1:28.77 31.32	<b>1:59.83</b>	1.40
4	3	CHETRAT Zackariah Jamal	CAN	0.66	(2) 26.66	(2) 56.97 30.31	(2) 1:28.29 31.32	<b>2:00.45</b>	2.02
5	6	WHITAKER Kyle	USA	0.65	(1) 26.39	(3) 57.19 30.80	(5) 1:28.97 31.78	<b>2:00.62</b>	2.19
6	5	HSU Chi-Chieh	TPE	0.68	(7) 27.27	(7) 57.95 30.68	(6) 1:29.21 31.26	<b>2:00.67</b>	2.24
7	7	LIESS Alexandre	SUI	0.77	(5) 26.92	(5) 57.64 30.72	(7) 1:30.28 32.64	<b>2:02.45</b>	4.02
8	8	ASBURY Shane	AUS	0.70	(8) 27.35	(8) 58.57 31.22	(8) 1:30.43 31.86	<b>2:03.43</b>	5.00

#### LEGEND

R.T. Reaction time

Timing and Results provided by  TISSOT



## Results

Результаты

### EVENT NO. 15


	Record	Splits			Name	Country	Location	Date
<b>WR</b>	1:51.51	24.76	52.88	1:21.93	PHELPS Michael	USA	Rome (ITA)	29 JUL 2009
<b>UR</b>	1:54.30	26.00	54.81	1:24.58	KORZENIOWSKI Pawel	POL	Belgrade (SRB)	8 JUL 2009

#### Heat 5 of 5

Rank	Lane	Name	Country Code	R.T.	50m	100m	150m	Time	Time Behind
1	6	FLACH JR Michael	USA	0.62	(4) 26.50	(1) 56.68 30.18	(1) 1:27.35 30.67	<b>1:58.94</b>	
2	5	KIMURA Yuta	JPN	0.74	(7) 26.90	(5) 57.68 30.78	(3) 1:28.73 31.05	<b>1:59.74</b>	0.80
3	7	TAMBOVSKIY Andrey	RUS	0.69	(5) 26.78	(2) 57.15 30.37	(2) 1:28.28 31.13	<b>2:00.09</b>	1.15
4	4	KORZENIOWSKI Pawel	POL	0.74	(1) 26.08	(3) 57.45 31.37	(4) 1:29.23 31.78	<b>2:00.89</b>	1.95
5	1	SEFL Jan	CZE	0.76	(6) 26.85	(8) 58.15 31.30	(6) 1:29.88 31.73	<b>2:01.20</b>	2.26
6	8	TSURKIN Yauhen	BLR	0.65	(3) 26.47	(4) 57.57 31.10	(5) 1:29.65 32.08	<b>2:01.59</b>	2.65
7	3	HAYET Nimrod	ISR	0.71	(7) 26.90	(7) 57.97 31.07	(7) 1:30.59 32.62	<b>2:04.70</b>	5.76
8	2	CHANG Gyucheol	KOR	0.66	(2) 26.37	(6) 57.70 31.33	(8) 1:30.73 33.03	<b>2:05.00</b>	6.06

#### LEGEND

R.T. Reaction time

Timing and Results provided by  **TISSOT**



# Result Book

27th Summer Universiade in Kazan 2013



## Swimming

Men's 200m Butterfly Semifinals





## Start List

Стартовый список

### EVENT NO. 15

	Record	Splits			Name	Country	Location	Date
<b>WR</b>	1:51.51	24.76	52.88	1:21.93	PHELPS Michael	USA	Rome (ITA)	29 JUL 2009
<b>UR</b>	1:54.30	26.00	54.81	1:24.58	KORZENIOWSKI Pawel	POL	Belgrade (SRB)	8 JUL 2009

#### Semifinal 1 of 2

Lane	Name	Country	Year of Birth	Qualifying Time	Time	Rank
1	HSU Chi-Chieh	TPE	1988	2:00.67		
2	GANIKHIN Maksim	RUS	1986	2:00.16		
3	VAN DUIJN Nico	SUI	1990	1:59.83		
4	FLACH JR Michael	USA	1991	1:58.94		
5	PERALTA GALLEGGO Carlos	ESP	1994	1:59.73		
6	TAMBOVSKIY Andrey	RUS	1994	2:00.09		
7	CHESTRAT Zackariah Jamal	CAN	1990	2:00.45		
8	SMITH Lewis James Selkirk	GBR	1988	2:00.88		

#### Semifinal 2 of 2

Lane	Name	Country	Year of Birth	Qualifying Time	Time	Rank
1	WHITAKER Kyle	USA	1991	2:00.62		
2	QAIUM Keiran	AUS	1992	2:00.14		
3	KIMURA Yuta	JPN	1991	1:59.74		
4	BICZO Bence	HUN	1993	1:58.43		
5	SHARPE David Christopher	CAN	1990	1:59.67		
6	DIMITRIADIS Stefanos	GRE	1989	1:59.93		
7	HIRAI Kenta	JPN	1994	2:00.23		
8	SHULGA Oleksandr	UKR	1993	2:00.77		


#### Reserves

Lane	Name	Country	Year of Birth	Qualifying Time	Time	Rank
	KORZENIOWSKI Pawel	POL	1985	2:00.89		
	GERCSAK Tamas	HUN	1991	2:00.94		

#### LEGEND

UR Universiade record

WR World record

Timing and Results provided by  TISSOT



## Results Summary

Итоговые результаты

EVENT NO. 15


	Record	Splits			Name	Country	Location	Date
WR	1:51.51	24.76	52.88	1:21.93	PHELPS Michael	USA	Rome (ITA)	29 JUL 2009
UR	1:54.30	26.00	54.81	1:24.58	KORZENIOWSKI Pawel	POL	Belgrade (SRB)	8 JUL 2009

### Semifinals

Rank	Heat	Lane	Name	Year of Birth	Country Code	R.T.	50m	100m	150m	Time	Time Behind
1	2	4	BICZO Bence	1993	HUN	0.66	26.43	56.85	1:27.45	<b>1:57.83</b>	Q
								30.42	30.60	30.38	
2	2	7	HIRAI Kenta	1994	JPN	0.62	26.07	56.02	1:26.98	<b>1:58.19</b>	0.36 Q
								29.95	30.96	31.21	
3	2	3	KIMURA Yuta	1991	JPN	0.72	26.62	57.20	1:28.11	<b>1:58.46</b>	0.63 Q
								30.58	30.91	30.35	
4	1	5	PERALTA GALLEGO Carlos	1994	ESP	0.62	26.71	57.29	1:27.79	<b>1:58.47</b>	0.64 Q
								30.58	30.50	30.68	
5	2	6	DIMITRIADIS Stefanos	1989	GRE	0.75	26.85	57.28	1:28.15	<b>1:58.74</b>	0.91 Q
								30.43	30.87	30.59	
6	1	4	FLACH JR Michael	1991	USA	0.60	26.64	57.27	1:28.26	<b>1:58.77</b>	0.94 Q
								30.63	30.99	30.51	
7	2	1	WHITAKER Kyle	1991	USA	0.65	26.26	56.56	1:27.79	<b>1:59.15</b>	1.32 Q
								30.30	31.23	31.36	
8	1	7	CHESTRAT Zackariah Jamal	1990	CAN	0.66	26.93	57.37	1:28.57	<b>1:59.44</b>	1.61 Q
								30.44	31.20	30.87	
9	1	2	GANKHIN Maksim	1986	RUS	0.67	26.85	57.62	1:28.83	<b>1:59.72</b>	1.89
								30.77	31.21	30.89	
10	1	6	TAMBOVSKIY Andrey	1994	RUS	0.75	26.99	57.37	1:28.47	<b>1:59.87</b>	2.04
								30.38	31.10	31.40	
11	1	3	VAN DUJN Nico	1990	SUI	0.68	26.83	57.44	1:28.91	<b>1:59.94</b>	2.11
								30.61	31.47	31.03	
12	2	5	SHARPE David Christopher	1990	CAN	0.73	26.53	57.39	1:28.60	<b>1:59.99</b>	2.16
								30.86	31.21	31.39	
13	1	1	HSU Chi-Chieh	1988	TPE	0.63	26.95	57.39	1:29.01	<b>2:00.31</b>	2.48
								30.44	31.62	31.30	
13	2	2	QAIUM Keiran	1992	AUS	0.61	26.40	56.85	1:28.74	<b>2:00.31</b>	2.48
								30.45	31.89	31.57	
15	2	8	SHULGA Oleksandr	1993	UKR	0.68	26.42	57.14	1:28.34	<b>2:00.38</b>	2.55
								30.72	31.20	32.04	
16	1	8	SMITH Lewis James Selkirk	1988	GBR	0.69	26.92	57.45	1:28.81	<b>2:00.61</b>	2.78
								30.53	31.36	31.80	

#### LEGEND

Q Qualified for the next phase R.T. Reaction time

Timing and Results provided by  TISSOT



## Results

Результаты

### EVENT NO. 15


	Record	Splits			Name	Country	Location	Date
<b>WR</b>	1:51.51	24.76	52.88	1:21.93	PHELPS Michael	USA	Rome (ITA)	29 JUL 2009
<b>UR</b>	1:54.30	26.00	54.81	1:24.58	KORZENIOWSKI Pawel	POL	Belgrade (SRB)	8 JUL 2009

#### Semifinal 1 of 2

Rank	Lane	Name	Country Code	R.T.	50m	100m	150m	Time	Time Behind
1	5	PERALTA GALLEGO Carlos	ESP	0.62	(2) 26.71	(2) 57.29 30.58	(1) 1:27.79 30.50	<b>1:58.47</b>	
2	4	FLACH JR Michael	USA	0.60	(1) 26.64	(1) 57.27 30.63	(2) 1:28.26 30.99	<b>1:58.77</b>	0.30
3	7	CHETRAT Zackariah Jamal	CAN	0.66	(6) 26.93	(3) 57.37 30.44	(4) 1:28.57 31.20	<b>1:59.44</b>	0.97
4	2	GANIKHIN Maksim	RUS	0.67	(4) 26.85	(8) 57.62 30.77	(6) 1:28.83 31.21	<b>1:59.72</b>	1.25
5	6	TAMBOVSKIY Andrey	RUS	0.75	(8) 26.99	(3) 57.37 30.38	(3) 1:28.47 31.10	<b>1:59.87</b>	1.40
6	3	VAN DUIJN Nico	SUI	0.68	(3) 26.83	(6) 57.44 30.61	(7) 1:28.91 31.47	<b>1:59.94</b>	1.47
7	1	HSU Chi-Chieh	TPE	0.63	(7) 26.95	(5) 57.39 30.44	(8) 1:29.01 31.62	<b>2:00.31</b>	1.84
8	8	SMITH Lewis James Selkirk	GBR	0.69	(5) 26.92	(7) 57.45 30.53	(5) 1:28.81 31.36	<b>2:00.61</b>	2.14

#### LEGEND

R.T. Reaction time

Timing and Results provided by  TISSOT





## Results

Результаты

### EVENT NO. 15

	Record	Splits			Name	Country	Location	Date
<b>WR</b>	1:51.51	24.76	52.88	1:21.93	PHELPS Michael	USA	Rome (ITA)	29 JUL 2009
<b>UR</b>	1:54.30	26.00	54.81	1:24.58	KORZENIOWSKI Pawel	POL	Belgrade (SRB)	8 JUL 2009

#### Semifinal 2 of 2

Rank	Lane	Name	Country Code	R.T.	50m	100m	150m	Time	Time Behind
1	4	BICZO Bence	HUN	0.66	(5) 26.43	(3) 56.85 30.42	(2) 1:27.45 30.60	<b>1:57.83</b>	
2	7	HIRAI Kenta	JPN	0.62	(1) 26.07	(1) 56.02 29.95	(1) 1:26.98 30.96	<b>1:58.19</b>	0.36
3	3	KIMURA Yuta	JPN	0.72	(7) 26.62	(6) 57.20 30.58	(4) 1:28.11 30.91	<b>1:58.46</b>	0.63
4	6	DIMITRIADIS Stefanos	GRE	0.75	(8) 26.85	(7) 57.28 30.43	(5) 1:28.15 30.87	<b>1:58.74</b>	0.91
5	1	WHITAKER Kyle	USA	0.65	(2) 26.26	(2) 56.56 30.30	(3) 1:27.79 31.23	<b>1:59.15</b>	1.32
6	5	SHARPE David Christopher	CAN	0.73	(6) 26.53	(8) 57.39 30.86	(7) 1:28.60 31.21	<b>1:59.99</b>	2.16
7	2	QAIUM Keiran	AUS	0.61	(3) 26.40	(3) 56.85 30.45	(8) 1:28.74 31.89	<b>2:00.31</b>	2.48
8	8	SHULGA Oleksandr	UKR	0.68	(4) 26.42	(5) 57.14 30.72	(6) 1:28.34 31.20	<b>2:00.38</b>	2.55

#### LEGEND

R.T. Reaction time

Timing and Results provided by  TISSOT



# Result Book

27th Summer Universiade in Kazan 2013



## Swimming

Men's 200m Butterfly Final





## Start List

Стартовый список

### EVENT NO. 15

	Record	Splits			Name	Country	Location	Date
<b>WR</b>	1:51.51	24.76	52.88	1:21.93	PHELPS Michael	USA	Rome (ITA)	29 JUL 2009
<b>UR</b>	1:54.30	26.00	54.81	1:24.58	KORZENIOWSKI Pawel	POL	Belgrade (SRB)	8 JUL 2009

#### Final

Lane	Name	Country	Year of Birth	Qualifying Time	Time	Rank
1	WHITAKER Kyle	USA	1991	1:59.15		
2	DIMITRIADIS Stefanos	GRE	1989	1:58.74		
3	KIMURA Yuta	JPN	1991	1:58.46		
4	BICZO Bence	HUN	1993	1:57.83		
5	HIRAI Kenta	JPN	1994	1:58.19		
6	PERALTA GALLEGRO Carlos	ESP	1994	1:58.47		
7	FLACH JR Michael	USA	1991	1:58.77		
8	CHESTRAT Zackariah Jamal	CAN	1990	1:59.44		


#### Reserves

Lane	Name	Country	Year of Birth	Qualifying Time	Time	Rank
	GANIKHIN Maksim	RUS	1986	1:59.72		
	TAMBOVSKIY Andrey	RUS	1994	1:59.87		

#### LEGEND

**UR** Universiade record

**WR** World record

Timing and Results provided by  **TISSOT**



## Results

Результаты

### EVENT NO. 15


	Record	Splits			Name	Country	Location	Date
<b>WR</b>	1:51.51	24.76	52.88	1:21.93	PHELPS Michael	USA	Rome (ITA)	29 JUL 2009
<b>UR</b>	1:54.30	26.00	54.81	1:24.58	KORZENIOWSKI Pawel	POL	Belgrade (SRB)	8 JUL 2009

#### Final

Rank	Lane	Name	Country Code	R.T.	50m	100m	150m	Time	Time Behind
1	4	BICZO Bence	HUN	0.69	(1) 25.97	(1) 55.63 29.66	(1) 1:25.67 30.04	<b>1:55.32</b> 29.65	
2	5	HIRAI Kenta	JPN	0.65	(2) 26.10	(2) 55.95 29.85	(2) 1:25.82 29.87	<b>1:55.90</b> 30.08	0.58
3	2	DIMITRIADIS Stefanos	GRE	0.82	(7) 26.66	(6) 56.79 30.13	(4) 1:27.18 30.39	<b>1:57.36</b> 30.18	2.04
4	3	KIMURA Yuta	JPN	0.72	(6) 26.54	(4) 56.67 30.13	(5) 1:27.35 30.68	<b>1:58.11</b> 30.76	2.79
5	6	PERALTA GALLEGO Carlos	ESP	0.62	(5) 26.52	(5) 56.73 30.21	(3) 1:27.02 30.29	<b>1:58.31</b> 31.29	2.99
6	7	FLACH JR Michael	USA	0.61	(4) 26.42	(3) 56.38 29.96	(6) 1:27.42 31.04	<b>1:58.90</b> 31.48	3.58
7	8	CHESTRAT Zackariah Jamal	CAN	0.67	(8) 26.92	(7) 56.93 30.01	(7) 1:28.21 31.28	<b>1:58.92</b> 30.71	3.60
8	1	WHITAKER Kyle	USA	0.64	(3) 26.26	(8) 56.94 30.68	(8) 1:28.79 31.85	<b>2:00.49</b> 31.70	5.17

#### LEGEND

R.T. Reaction time

Timing and Results provided by  **TISSOT**





# Result Book

27th Summer Universiade in Kazan 2013



## Swimming

Men's 50m Breaststroke





## Medallists

Медалисты

Medal	Name	Country
GOLD	ZORZI Giulio Andrea	RSA - South Africa
SILVER	TONIATO Andrea	ITA - Italy
BRONZE	MOROZOV Vladimir	RUS - Russian Federation





# Result Book

27th Summer Universiade in Kazan 2013



## Swimming

Men's 50m Breaststroke Preliminaries





### Start List

Стартовый список

EVENT NO. 30

REVISED

11 JUL 08:01

	Record	Name	Country	Location	Date
WR	26.67	VAN DEN BURGH Cameron	RSA	Rome (ITA)	29 JUL 2009
UR	27.14	SWANDER Kevin	USA	Belgrade (SRB)	10 JUL 2009

#### Heat 1 of 8

Lane	Name	Country	Year of Birth	Qualifying Time	Time	Rank
1	SHENGELIA Irakli	GEO	1994			
2	MASKALENKO Nikolajs	LAT	1993			
3	ERDENEBILEG Baymbasuren	MGL	1992			
4	FARJALLAH Milad	LIB	1993	34.70		
5	BATSAIKHAN Dulguun	MGL	1986			
6	KRIZAN Ante	CRO	1987			
7	MDIVANI Besarion	GEO	1990			

#### Heat 2 of 8

Lane	Name	Country	Year of Birth	Qualifying Time	Time	Rank
1	JAYASEKERA Rehan Nilanka	SRI	1990	32.04		
2	EMER Jairo	AHO	1995	31.98		
3	GALEA Daniel	MLT	1993	31.17		
4	SINGH Jashan Deep	IND	1992	30.94		
5	AL IBRAHIM Al-Ibrahim	QAT	1991	31.00		
6	AUGUSTINE II Dionisio	FSM	1900	31.56		
7	MAGALLANES Jerome	PHI	1994	32.00		
8	DAYLO Isaac Immanuel	PHI	1994	33.00		

#### Heat 3 of 8

Lane	Name	Country	Year of Birth	Qualifying Time	Time	Rank
1	GIBSON Evante	BAH	1994	30.50		
2	TSUI Hoi Tung, Ronald	HKG	1992	30.07		
3	ROZHKOV Oleksii	UKR	1993	29.99		
4	GUNDEL Sebastian	ARG	1992	29.88		
5	YAP See Tuan	MAS	1989	29.96		
6	WANG Feng	CHN	1990	30.00		
7	CHOU Kit	MAC	1993	30.43		
8	GORDON GLASSFORD Matthew	NZL	1990	30.89		



Heat 4 of 8

Lane	Name	Country	Year of Birth	Qualifying Time	Time	Rank
1	NG Chun Nam Derick	HKG	1994	29.60		
2	ERASMUS Douglas John	RSA	1990	29.50		
3	BROADY James Arron	GBR	1991	29.30		
4	KAESER Yannick	SUI	1992	29.21		
5	QUPTY Jowan	ISR	1990	29.22		
6	TIWA Dennis Joshua	INA	1993	29.45		
7	LEE Hsuan-Yen	TPE	1993	29.50		
8	AGIUS Andrea	MLT	1990	29.69		

Heat 5 of 8

Lane	Name	Country	Year of Birth	Qualifying Time	Time	Rank
1	WANG Kaifeng	CHN	1992	29.08		
2	MILLER Cody	USA	1992	28.91		
3	KLOBUCNIK Tomas	SVK	1990	28.67		
4	BLAZYS Vaidotas	LTU	1992	28.64		
5	DEGTJARJOV Pjotr	EST	1993	28.65		
6	HADLER Jayden	AUS	1993	28.83		
7	PRONO Renato David	PAR	1991	28.97		
8	SERRA Joaquin	ARG	1994	29.13		

Heat 6 of 8

Lane	Name	Country	Year of Birth	Qualifying Time	Time	Rank
1	HAYASHI Kazuki	JPN	1992	28.35		
2	BLOCK Jason Robert	CAN	1989	28.03		
3	GIORGETTI Edoardo	ITA	1989	27.84		
4	OKAJIMA Yuki	JPN	1992	27.57		
5	ALEXANDROV Mihail	USA	1985	27.71		
6	IRELAND Maxwel	AUS	1988	27.90		
7	KOVALENKO Andriy	UKR	1989	28.24		
8	ALEKSANDROV Dmitrii	KGZ	1992	28.58		

Heat 7 of 8

Lane	Name	Country	Year of Birth	Qualifying Time	Time	Rank
1	SHAAFF Yahav	ISR	1993	28.28		
2	FUNK Richard Anthony	CAN	1992	28.00		
3	KARVONEN Eetu	FIN	1986	27.80		
4	LIIVAMAGI Martin	EST	1988	27.56		
5	TONIATO Andrea	ITA	1991	27.58		
6	KLEMPARSKI Yury	BLR	1993	27.88		
7	MONTEAGUDO ESPINOSA Hector	ESP	1989	28.12		
8	WYPYCH Filip	POL	1991	28.49		




Heat 8 of 8

Lane	Name	Country	Year of Birth	Qualifying Time	Time	Rank
1	VABISHCHEVICH Viktor	BLR	1989	28.25		
2	UTEKHIN Oleg	RUS	1994	27.95		
3	ZORZI Giulio Andrea	RSA	1989	27.73		
4	MOROZOV Vladimir	RUS	1992	27.47		
5	TITENIS Giedrius	LTU	1989	27.57		
6	STEEPLES Christopher John	GBR	1992	27.87		
7	SCHWEIZER Martin	SUI	1988	28.09		
8	OLIVER MERCADO David	MEX	1987	28.42		

LEGEND

UR Universiade record      WR World record

athlete MEIER Christoph removed from the event. Event re-seeded.

Timing and Results provided by  **TISSOT**



## Results Summary

Итоговые результаты

EVENT NO. 30

	Record	Name	Country	Location	Date	
<b>WR</b>	26.67	VAN DEN BURGH	Cameron	RSA	Rome (ITA)	29 JUL 2009
<b>UR</b>	27.14	SWANDER	Kevin	USA	Belgrade (SRB)	10 JUL 2009

### Heats

Rank	Heat	Lane	Name	Year of Birth	Country Code	R.T.	Time	Time Behind
1	8	3	ZORZI Giulio Andrea	1989	RSA	0.65	27.72	Q
2	7	5	TONIATO Andrea	1991	ITA	0.59	27.77	0.05 Q
3	8	4	MOROZOV Vladimir	1992	RUS	0.62	27.85	0.13 Q
4	7	3	KARVONEN Eetu	1986	FIN	0.70	27.88	0.16 Q
5	6	5	ALEXANDROV Mihail	1985	USA	0.67	27.91	0.19 Q
5	8	7	SCHWEIZER Martin	1988	SUI	0.61	27.91	0.19 Q
7	7	6	KLEMPARSKI Yury	1993	BLR	0.75	27.96	0.24 Q
8	8	2	UTEKHIN Oleg	1994	RUS	0.72	27.98	0.26 Q
9	6	3	GIORGETTI Edoardo	1989	ITA	0.60	28.17	0.45 Q
10	5	3	KLOBUCNIK Tomas	1990	SVK	0.74	28.20	0.48 Q
11	6	4	OKAJIMA Yuki	1992	JPN	0.62	28.21	0.49 Q
12	6	6	IRELAND Maxwel	1988	AUS	0.67	28.22	0.50 Q
13	6	1	HAYASHI Kazuki	1992	JPN	0.66	28.34	0.62 Q
14	8	1	VABISHCHEVICH Viktor	1989	BLR	0.65	28.35	0.63 Q
15	8	8	OLIVER MERCADO David	1987	MEX	0.72	28.36	0.64 Q
16	6	2	BLOCK Jason Robert	1989	CAN	0.69	28.39	0.67 Q
17	7	4	LIIVAMAGI Martin	1988	EST	0.68	28.44	0.72
18	5	7	PRONO Renato David	1991	PAR	0.64	28.47	0.75
19	7	2	FUNK Richard Anthony	1992	CAN	0.66	28.48	0.76
20	7	7	MONTEAGUDO ESPINOSA	1989	ESP	0.65	28.52	0.80
21	8	6	STEEPLES Christopher John	1992	GBR	0.69	28.53	0.81
22	8	5	TITENIS Giedrius	1989	LTU	0.74	28.57	0.85
23	5	2	MILLER Cody	1992	USA	0.72	28.58	0.86
24	6	7	KOVALENKO Andriy	1989	UKR	0.70	28.60	0.88
25	5	4	BLAZYS Vaidotas	1992	LTU	0.74	28.61	0.89
26	1	2	MASKALENKO Nikolajs	1993	LAT	0.77	28.69	0.97
27	1	6	KRIZAN Ante	1987	CRO	0.78	28.72	1.00
28	7	1	SHAAFF Yahav	1993	ISR	0.63	28.85	1.13
29	4	4	KAESER Yannick	1992	SUI	0.72	28.95	1.23
30	4	2	ERASMUS Douglas John	1990	RSA	0.63	29.17	1.45
31	4	3	BROADY James Arron	1991	GBR	0.72	29.28	1.56
32	7	8	WYPYCH Filip	1991	POL	0.67	29.30	1.58
33	4	5	QUPTY Jowan	1990	ISR	0.62	29.35	1.63
34	5	8	SERRA Joaquin	1994	ARG	0.69	29.49	1.77
35	3	2	TSUI Hoi Tung, Ronald	1992	HKG	0.65	29.53	1.81
36	3	4	GUNDEL Sebastian	1992	ARG	0.69	29.64	1.92
37	4	7	LEE Hsuan-Yen	1993	TPE	0.73	30.03	2.31
38	4	8	AGIUS Andrea	1990	MLT	0.61	30.07	2.35
39	3	7	CHOU Kit	1993	MAC	0.64	30.24	2.52
40	3	5	YAP See Tuan	1989	MAS	0.67	30.28	2.56
40	4	6	TIWA Dennis Joshua	1993	INA	0.71	30.28	2.56
42	3	3	ROZHKOV Oleksii	1993	UKR	0.69	30.37	2.65
42	4	1	NG Chun Nam Derick	1994	HKG	0.72	30.37	2.65
44	5	1	WANG Kaifeng	1992	CHN	0.69	30.73	3.01
45	3	8	GORDON GLASSFORD	1990	NZL	0.77	31.00	3.28
46	2	4	SINGH Jashan Deep	1992	IND	0.73	31.50	3.78

Timing and Results provided by TISSOT




Heats

Rank	Heat	Lane	Name	Year of Birth	Country Code	R.T.	Time	Time Behind
47	1	1	SHENGELIA Irakli	1994	GEO	0.76	<b>31.85</b>	4.13
48	2	3	GALEA Daniel	1993	MLT	0.70	<b>31.86</b>	4.14
49	1	5	BATSAIKHAN Dulguun	1986	MGL	0.68	<b>32.03</b>	4.31
50	3	6	WANG Feng	1990	CHN	0.91	<b>32.19</b>	4.47
51	3	1	GIBSON Evante	1994	BAH	0.66	<b>32.61</b>	4.89
52	2	1	JAYASEKERA Rehan Nilanka	1990	SRI	0.78	<b>32.62</b>	4.90
53	2	5	AL IBRAHIM Al-Ibrahim	1991	QAT	0.78	<b>33.28</b>	5.56
54	1	7	MDIVANI Besarion	1990	GEO	0.89	<b>33.46</b>	5.74
55	1	3	ERDENEBILEG Baymbasuren	1992	MGL	0.70	<b>33.54</b>	5.82
56	2	6	AUGUSTINE II Dionisio	1900	FSM	0.76	<b>34.67</b>	6.95
57	1	4	FARJALLAH Milad	1993	LIB	0.71	<b>35.11</b>	7.39
58	2	8	DAYLO Isaac Immanuel	1994	PHI	0.76	<b>37.75</b>	10.03
	2	2	EMER Jairo	1995	AHO		<b>DNS</b>	
	5	5	DEGTJARJOV Pjotr	1993	EST		<b>DNS</b>	
	5	6	HADLER Jayden	1993	AUS		<b>DNS</b>	
	2	7	MAGALLANES Jerome	1994	PHI		<b>DSQ</b>	
	6	8	ALEKSANDROV Dmitrii	1992	KGZ		<b>DSQ</b>	

LEGEND

**DNS** Did not start      **DSQ** Disqualified      **Q** Qualified for the next phase      **R.T.** Reaction time

Timing and Results provided by  **TISSOT**





## Results

Результаты

### EVENT NO. 30


	Record	Name	Country	Location	Date
<b>WR</b>	26.67	VAN DEN BURGH Cameron	RSA	Rome (ITA)	29 JUL 2009
<b>UR</b>	27.14	SWANDER Kevin	USA	Belgrade (SRB)	10 JUL 2009

#### Heat 1 of 8

Rank	Lane	Name	Country Code	R.T.	Time	Time Behind
1	2	<b>MASKALENKO Nikolajs</b>	LAT	0.77	<b>28.69</b>	
2	6	<b>KRIZAN Ante</b>	CRO	0.78	<b>28.72</b>	0.03
3	1	<b>SHENGELIA Irakli</b>	GEO	0.76	<b>31.85</b>	3.16
4	5	<b>BATSAIKHAN Dulguun</b>	MGL	0.68	<b>32.03</b>	3.34
5	7	<b>MDIVANI Besarion</b>	GEO	0.89	<b>33.46</b>	4.77
6	3	<b>ERDENEBILEG Baymbasuren</b>	MGL	0.70	<b>33.54</b>	4.85
7	4	<b>FARJALLAH Milad</b>	LIB	0.71	<b>35.11</b>	6.42

#### LEGEND

R.T. Reaction time

Timing and Results provided by  **TISSOT**



## Results

Результаты

### EVENT NO. 30

	Record	Name	Country	Location	Date
<b>WR</b>	26.67	VAN DEN BURGH Cameron	RSA	Rome (ITA)	29 JUL 2009
<b>UR</b>	27.14	SWANDER Kevin	USA	Belgrade (SRB)	10 JUL 2009

#### Heat 2 of 8


Rank	Lane	Name	Country Code	R.T.	Time	Time Behind
1	4	SINGH Jashan Deep	IND	0.73	<b>31.50</b>	
2	3	GALEA Daniel	MLT	0.70	<b>31.86</b>	0.36
3	1	JAYASEKERA Rehan Nilanka	SRI	0.78	<b>32.62</b>	1.12
4	5	AL IBRAHIM Al-Ibrahim	QAT	0.78	<b>33.28</b>	1.78
5	6	AUGUSTINE II Dionisio	FSM	0.76	<b>34.67</b>	3.17
6	8	DAYLO Isaac Immanuel	PHI	0.76	<b>37.75</b>	6.25
	2	EMER Jairo	AHO		<b>DNS</b>	
	7	MAGALLANES Jerome	PHI		<b>DSQ</b>	

#### LEGEND

**DNS** Did not start

**DSQ** Disqualified

**R.T.** Reaction time

Timing and Results provided by  **TISSOT**



## Results

Результаты

### EVENT NO. 30


	Record	Name	Country	Location	Date
<b>WR</b>	26.67	VAN DEN BURGH Cameron	RSA	Rome (ITA)	29 JUL 2009
<b>UR</b>	27.14	SWANDER Kevin	USA	Belgrade (SRB)	10 JUL 2009

#### Heat 3 of 8

Rank	Lane	Name	Country Code	R.T.	Time	Time Behind
1	2	TSUI Hoi Tung, Ronald	HKG	0.65	<b>29.53</b>	
2	4	GUNDEL Sebastian	ARG	0.69	<b>29.64</b>	0.11
3	7	CHOU Kit	MAC	0.64	<b>30.24</b>	0.71
4	5	YAP See Tuan	MAS	0.67	<b>30.28</b>	0.75
5	3	ROZHKOV Oleksii	UKR	0.69	<b>30.37</b>	0.84
6	8	GORDON GLASSFORD Matthew	NZL	0.77	<b>31.00</b>	1.47
7	6	WANG Feng	CHN	0.91	<b>32.19</b>	2.66
8	1	GIBSON Evante	BAH	0.66	<b>32.61</b>	3.08

#### LEGEND

R.T. Reaction time

Timing and Results provided by  **TISSOT**



## Results

Результаты

### EVENT NO. 30


	Record	Name	Country	Location	Date
<b>WR</b>	26.67	VAN DEN BURGH Cameron	RSA	Rome (ITA)	29 JUL 2009
<b>UR</b>	27.14	SWANDER Kevin	USA	Belgrade (SRB)	10 JUL 2009

#### Heat 4 of 8

Rank	Lane	Name	Country Code	R.T.	Time	Time Behind
1	4	KAESER Yannick	SUI	0.72	<b>28.95</b>	
2	2	ERASMUS Douglas John	RSA	0.63	<b>29.17</b>	0.22
3	3	BROADY James Arron	GBR	0.72	<b>29.28</b>	0.33
4	5	QUPTY Jowan	ISR	0.62	<b>29.35</b>	0.40
5	7	LEE Hsuan-Yen	TPE	0.73	<b>30.03</b>	1.08
6	8	AGIUS Andrea	MLT	0.61	<b>30.07</b>	1.12
7	6	TIWA Dennis Joshua	INA	0.71	<b>30.28</b>	1.33
8	1	NG Chun Nam Derick	HKG	0.72	<b>30.37</b>	1.42

#### LEGEND

R.T. Reaction time

Timing and Results provided by  **TISSOT**



## Results

Результаты

### EVENT NO. 30

	Record	Name	Country	Location	Date
<b>WR</b>	26.67	VAN DEN BURGH Cameron	RSA	Rome (ITA)	29 JUL 2009
<b>UR</b>	27.14	SWANDER Kevin	USA	Belgrade (SRB)	10 JUL 2009


#### Heat 5 of 8

Rank	Lane	Name	Country Code	R.T.	Time	Time Behind
1	3	KLOBUCNIK Tomas	SVK	0.74	<b>28.20</b>	
2	7	PRONO Renato David	PAR	0.64	<b>28.47</b>	0.27
3	2	MILLER Cody	USA	0.72	<b>28.58</b>	0.38
4	4	BLAZYS Vaidotas	LTU	0.74	<b>28.61</b>	0.41
5	8	SERRA Joaquin	ARG	0.69	<b>29.49</b>	1.29
6	1	WANG Kaifeng	CHN	0.69	<b>30.73</b>	2.53
	5	DEGTJARJOV Pjotr	EST		<b>DNS</b>	
	6	HADLER Jayden	AUS		<b>DNS</b>	

#### LEGEND

**DNS** Did not start

**R.T.** Reaction time

Timing and Results provided by  **TISSOT**



## Results

Результаты

### EVENT NO. 30

	Record	Name	Country	Location	Date
<b>WR</b>	26.67	VAN DEN BURGH Cameron	RSA	Rome (ITA)	29 JUL 2009
<b>UR</b>	27.14	SWANDER Kevin	USA	Belgrade (SRB)	10 JUL 2009


#### Heat 6 of 8

Rank	Lane	Name	Country Code	R.T.	Time	Time Behind
1	5	ALEXANDROV Mihail	USA	0.67	<b>27.91</b>	
2	3	GIORGETTI Edoardo	ITA	0.60	<b>28.17</b>	0.26
3	4	OKAJIMA Yuki	JPN	0.62	<b>28.21</b>	0.30
4	6	IRELAND Maxwel	AUS	0.67	<b>28.22</b>	0.31
5	1	HAYASHI Kazuki	JPN	0.66	<b>28.34</b>	0.43
6	2	BLOCK Jason Robert	CAN	0.69	<b>28.39</b>	0.48
7	7	KOVALENKO Andriy	UKR	0.70	<b>28.60</b>	0.69
	8	ALEKSANDROV Dmitrii	KGZ		<b>DSQ</b>	

#### LEGEND

**DSQ** Disqualified

**R.T.** Reaction time

Timing and Results provided by  **TISSOT**





## Results

Результаты

### EVENT NO. 30

	Record	Name	Country	Location	Date
<b>WR</b>	26.67	VAN DEN BURGH Cameron	RSA	Rome (ITA)	29 JUL 2009
<b>UR</b>	27.14	SWANDER Kevin	USA	Belgrade (SRB)	10 JUL 2009

#### Heat 7 of 8

Rank	Lane	Name	Country Code	R.T.	Time	Time Behind
1	5	TONIATO Andrea	ITA	0.59	<b>27.77</b>	
2	3	KARVONEN Eetu	FIN	0.70	<b>27.88</b>	0.11
3	6	KLEMPARSKI Yury	BLR	0.75	<b>27.96</b>	0.19
4	4	LIIVAMAGI Martin	EST	0.68	<b>28.44</b>	0.67
5	2	FUNK Richard Anthony	CAN	0.66	<b>28.48</b>	0.71
6	7	MONTEAGUDO ESPINOSA Hector	ESP	0.65	<b>28.52</b>	0.75
7	1	SHAAFF Yahav	ISR	0.63	<b>28.85</b>	1.08
8	8	WYPYCH Filip	POL	0.67	<b>29.30</b>	1.53

#### LEGEND

R.T. Reaction time

Timing and Results provided by  **TISSOT**



## Results

Результаты

### EVENT NO. 30


	Record	Name	Country	Location	Date
<b>WR</b>	26.67	VAN DEN BURGH Cameron	RSA	Rome (ITA)	29 JUL 2009
<b>UR</b>	27.14	SWANDER Kevin	USA	Belgrade (SRB)	10 JUL 2009

#### Heat 8 of 8

Rank	Lane	Name	Country Code	R.T.	Time	Time Behind
1	3	ZORZI Giulio Andrea	RSA	0.65	<b>27.72</b>	
2	4	MOROZOV Vladimir	RUS	0.62	<b>27.85</b>	0.13
3	7	SCHWEIZER Martin	SUI	0.61	<b>27.91</b>	0.19
4	2	UTEKHIN Oleg	RUS	0.72	<b>27.98</b>	0.26
5	1	VABISHCHEVICH Viktor	BLR	0.65	<b>28.35</b>	0.63
6	8	OLIVER MERCADO David	MEX	0.72	<b>28.36</b>	0.64
7	6	STEEPLES Christopher John	GBR	0.69	<b>28.53</b>	0.81
8	5	TITENIS Giedrius	LTU	0.74	<b>28.57</b>	0.85

#### LEGEND

R.T. Reaction time

Timing and Results provided by  **TISSOT**



# Result Book

27th Summer Universiade in Kazan 2013



## Swimming

Men's 50m Breaststroke Semifinals





## Start List

Стартовый список

### EVENT NO. 30

	Record	Name	Country	Location	Date
WR	26.67	VAN DEN BURGH Cameron	RSA	Rome (ITA)	29 JUL 2009
UR	27.14	SWANDER Kevin	USA	Belgrade (SRB)	10 JUL 2009

#### Semifinal 1 of 2

Lane	Name	Country	Year of Birth	Qualifying Time	Time	Rank
1	VABISHCHEVICH Viktor	BLR	1989	28.35		
2	KLOBUCNIK Tomas	SVK	1990	28.20		
3	SCHWEIZER Martin	SUI	1988	27.91		
4	TONIATO Andrea	ITA	1991	27.77		
5	KARVONEN Eetu	FIN	1986	27.88		
6	UTEKHIN Oleg	RUS	1994	27.98		
7	IRELAND Maxwel	AUS	1988	28.22		
8	BLOCK Jason Robert	CAN	1989	28.39		

#### Semifinal 2 of 2

Lane	Name	Country	Year of Birth	Qualifying Time	Time	Rank
1	HAYASHI Kazuki	JPN	1992	28.34		
2	GIORGETTI Edoardo	ITA	1989	28.17		
3	ALEXANDROV Mihail	USA	1985	27.91		
4	ZORZI Giulio Andrea	RSA	1989	27.72		
5	MOROZOV Vladimir	RUS	1992	27.85		
6	KLEMPARSKI Yury	BLR	1993	27.96		
7	OKAJIMA Yuki	JPN	1992	28.21		
8	OLIVER MERCADO David	MEX	1987	28.36		


#### Reserves

Lane	Name	Country	Year of Birth	Qualifying Time	Time	Rank
	LIIVAMAGI Martin	EST	1988	28.44		
	PRONO Renato David	PAR	1991	28.47		

#### LEGEND

UR Universiade record

WR World record

Timing and Results provided by  **TISSOT**



## Results Summary

Итоговые результаты

EVENT NO. 30


	Record	Name	Country	Location	Date
<b>WR</b>	26.67	VAN DEN BURGH Cameron	RSA	Rome (ITA)	29 JUL 2009
<b>UR</b>	27.14	SWANDER Kevin	USA	Belgrade (SRB)	10 JUL 2009

### Semifinals

Rank	Heat	Lane	Name	Year of Birth	Country Code	R.T.	Time	Time Behind	
1	2	5	MOROZOV Vladimir	1992	RUS	0.60	<b>27.34</b>		<b>Q</b>
2	2	4	ZORZI Giulio Andrea	1989	RSA	0.63	<b>27.67</b>	0.33	<b>Q</b>
3	1	4	TONIATO Andrea	1991	ITA	0.62	<b>27.80</b>	0.46	<b>Q</b>
4	2	6	KLEMPARSKI Yury	1993	BLR	0.72	<b>27.86</b>	0.52	<b>Q</b>
5	1	6	UTEKHIN Oleg	1994	RUS	0.68	<b>27.90</b>	0.56	<b>Q</b>
6	2	3	ALEXANDROV Mihail	1985	USA	0.68	<b>27.94</b>	0.60	<b>Q</b>
7	1	3	SCHWEIZER Martin	1988	SUI	0.62	<b>28.00</b>	0.66	<b>Q</b>
8	1	5	KARVONEN Eetu	1986	FIN	0.69	<b>28.04</b>	0.70	<b>Q</b>
9	2	7	OKAJIMA Yuki	1992	JPN	0.64	<b>28.08</b>	0.74	
10	1	7	IRELAND Maxwel	1988	AUS	0.65	<b>28.13</b>	0.79	
11	2	2	GIORGETTI Edoardo	1989	ITA	0.59	<b>28.18</b>	0.84	
12	1	8	BLOCK Jason Robert	1989	CAN	0.67	<b>28.24</b>	0.90	
13	1	1	VABISHCHEVICH Viktor	1989	BLR	0.68	<b>28.37</b>	1.03	
13	2	1	HAYASHI Kazuki	1992	JPN	0.66	<b>28.37</b>	1.03	
15	1	2	KLOBUCNIK Tomas	1990	SVK	0.69	<b>28.39</b>	1.05	
16	2	8	OLIVER MERCADO David	1987	MEX	0.76	<b>28.53</b>	1.19	

#### LEGEND

**Q** Qualified for the next phase      **R.T.** Reaction time

Timing and Results provided by  **TISSOT**



## Results

Результаты

### EVENT NO. 30


	Record	Name	Country	Location	Date
<b>WR</b>	26.67	VAN DEN BURGH Cameron	RSA	Rome (ITA)	29 JUL 2009
<b>UR</b>	27.14	SWANDER Kevin	USA	Belgrade (SRB)	10 JUL 2009

#### Semifinal 1 of 2

Rank	Lane	Name	Country Code	R.T.	Time	Time Behind
1	4	TONIATO Andrea	ITA	0.62	<b>27.80</b>	
2	6	UTEKHIN Oleg	RUS	0.68	<b>27.90</b>	0.10
3	3	SCHWEIZER Martin	SUI	0.62	<b>28.00</b>	0.20
4	5	KARVONEN Eetu	FIN	0.69	<b>28.04</b>	0.24
5	7	IRELAND Maxwel	AUS	0.65	<b>28.13</b>	0.33
6	8	BLOCK Jason Robert	CAN	0.67	<b>28.24</b>	0.44
7	1	VABISHCHEVICH Viktor	BLR	0.68	<b>28.37</b>	0.57
8	2	KLOBUCNIK Tomas	SVK	0.69	<b>28.39</b>	0.59

#### LEGEND

R.T. Reaction time

Timing and Results provided by  **TISSOT**





## Results

Результаты

### EVENT NO. 30


	Record	Name	Country	Location	Date
<b>WR</b>	26.67	VAN DEN BURGH Cameron	RSA	Rome (ITA)	29 JUL 2009
<b>UR</b>	27.14	SWANDER Kevin	USA	Belgrade (SRB)	10 JUL 2009

#### Semifinal 2 of 2

Rank	Lane	Name	Country Code	R.T.	Time	Time Behind
1	5	MOROZOV Vladimir	RUS	0.60	<b>27.34</b>	
2	4	ZORZI Giulio Andrea	RSA	0.63	<b>27.67</b>	0.33
3	6	KLEMPARSKI Yury	BLR	0.72	<b>27.86</b>	0.52
4	3	ALEXANDROV Mihail	USA	0.68	<b>27.94</b>	0.60
5	7	OKAJIMA Yuki	JPN	0.64	<b>28.08</b>	0.74
6	2	GIORGETTI Edoardo	ITA	0.59	<b>28.18</b>	0.84
7	1	HAYASHI Kazuki	JPN	0.66	<b>28.37</b>	1.03
8	8	OLIVER MERCADO David	MEX	0.76	<b>28.53</b>	1.19

#### LEGEND

R.T. Reaction time

Timing and Results provided by  **TISSOT**



# Result Book

27th Summer Universiade in Kazan 2013



## Swimming

Men's 50m Breaststroke Final





## Start List

Стартовый список

### EVENT NO. 30

	Record	Name	Country	Location	Date
<b>WR</b>	26.67	VAN DEN BURGH Cameron	RSA	Rome (ITA)	29 JUL 2009
<b>UR</b>	27.14	SWANDER Kevin	USA	Belgrade (SRB)	10 JUL 2009

#### Final

Lane	Name	Country	Year of Birth	Qualifying Time	Time	Rank
1	SCHWEIZER Martin	SUI	1988	28.00		
2	UTEKHIN Oleg	RUS	1994	27.90		
3	TONIATO Andrea	ITA	1991	27.80		
4	MOROZOV Vladimir	RUS	1992	27.34		
5	ZORZI Giulio Andrea	RSA	1989	27.67		
6	KLEMPARSKI Yury	BLR	1993	27.86		
7	ALEXANDROV Mihail	USA	1985	27.94		
8	KARVONEN Eetu	FIN	1986	28.04		


#### Reserves

Lane	Name	Country	Year of Birth	Qualifying Time	Time	Rank
	OKAJIMA Yuki	JPN	1992	28.08		
	IRELAND Maxwel	AUS	1988	28.13		

#### LEGEND

**UR** Universiade record

**WR** World record

Timing and Results provided by  **TISSOT**



## Results

Результаты

### EVENT NO. 30


	Record	Name	Country	Location	Date
<b>WR</b>	26.67	VAN DEN BURGH Cameron	RSA	Rome (ITA)	29 JUL 2009
<b>UR</b>	27.14	SWANDER Kevin	USA	Belgrade (SRB)	10 JUL 2009

### Final

Rank	Lane	Name	Country Code	R.T.	Time	Time Behind
1	5	ZORZI Giulio Andrea	RSA	0.61	<b>27.44</b>	
2	3	TONIATO Andrea	ITA	0.58	<b>27.53</b>	0.09
3	4	MOROZOV Vladimir	RUS	0.61	<b>27.70</b>	0.26
4	2	UTEKHIN Oleg	RUS	0.70	<b>27.84</b>	0.40
4	7	ALEXANDROV Mihail	USA	0.69	<b>27.84</b>	0.40
6	1	SCHWEIZER Martin	SUI	0.61	<b>27.90</b>	0.46
6	8	KARVONEN Eetu	FIN	0.63	<b>27.90</b>	0.46
8	6	KLEMPARSKI Yury	BLR	0.74	<b>27.96</b>	0.52

#### LEGEND

R.T. Reaction time

Timing and Results provided by  **TISSOT**





# Result Book

27th Summer Universiade in Kazan 2013



## Swimming

Men's 100m Breaststroke





## Entry List by Event

Список заявок по дисциплинам


As of WED 10 JUL 2013

EVENT NO. 5

	Record	Split	Name	Country	Location	Date
WR	58.46	27.07	VAN DEN BURGH Cameron	RSA	London (GBR)	29 JUL 2012
CR	59.53	27.85	BORYSIK Igor	UKR	Belgrade (SRB)	6 JUL 2009

Number of entries: 56

Name	Country Code	Year of Birth	Location of Qualification	Date of Qualification	Qualifying Time
1 TITENIS Giedrius	LTU	1989			59.66
2 ALEXANDROV Mihail	USA	1985			1:00.03
3 STRELNIKOV Kirill	RUS	1992			1:00.18
4 TONIATO Andrea	ITA	1991			1:00.52
5 SINKEVICH Viatcheslav	RUS	1991			1:00.71
6 STEEPLES Christopher John	GBR	1992			1:00.77
7 GIORGETTI Edoardo	ITA	1989			1:00.81
8 FUNK Richard Anthony	CAN	1992			1:00.87
9 KOSEKI Yasuhiro	JPN	1992			1:00.88
10 KLOBUCNIK Tomas	SVK	1990			1:01.05
11 MILLER Cody	USA	1992			1:01.11
12 HAYASHI Kazuki	JPN	1992			1:01.28
13 KOVALENKO Andriy	UKR	1989			1:01.53
14 LIIVAMAGI Martin	EST	1988			1:01.63
15 IRELAND Maxwel	AUS	1988			1:01.76
16 VABISHCHEVICH Viktor	BLR	1989			1:01.89
17 BLOCK Jason Robert	CAN	1989			1:01.91
18 KARVONEN Eetu	FIN	1986			1:01.97
19 KLEMPARSKI Yury	BLR	1993			1:02.05
20 ZORZI Giulio Andrea	RSA	1989			1:02.09
21 ROZHKOV Oleksii	UKR	1993			1:02.23
22 DAHLIA Thomas	FRA	1990			1:02.25
23 SCHWEIZER Martin	SUI	1988			1:02.60
24 OLIVER MERCADO David	MEX	1987			1:02.60
25 BLAZYS Vaidotas	LTU	1992			1:02.82
26 KAESER Yannick	SUI	1992			1:02.91
27 BROADY James Arron	GBR	1991			1:03.14
28 MONTEAGUDO ESPINOSA Hector	ESP	1989			1:03.23
29 LEE Hsuan-Yen	TPE	1993			1:03.50
30 DEGTJARJOV Pjotr	EST	1993			1:03.55
31 PERSSON Erik	SWE	1994			1:03.74
32 QUPTY Jowan	ISR	1990			1:03.87
33 TSUI Hoi Tung, Ronald	HKG	1992			1:04.42
34 GORDON GLASSFORD Matthew	NZL	1990			1:04.46
35 SERRA Joaquin	ARG	1994			1:04.57
36 TIWA Dennis Joshua	INA	1993			1:04.75
37 GARCIA ORTIZ Sergio	ESP	1989			1:04.78
38 YAP See Tuan	MAS	1989			1:04.79
39 GUNDEL Sebastian	ARG	1992			1:04.82
40 ALEKSANDROV Dmitrii	KGZ	1992			1:04.98
41 CHOU Kit	MAC	1993			1:05.13
42 DAVLETBAEV Damir	KGZ	1994			1:05.23
43 PRONO Renato David	PAR	1991			1:05.51
44 AGIUS Andrea	MLT	1990			1:06.79
45 WANG Feng	CHN	1990			1:07.00
46 WANG Kaifeng	CHN	1992			1:07.00

Timing and Results provided by  TISSOT






Number of entries: **56**

Name	Country Code	Year of Birth	Location of Qualification	Date of Qualification	Qualifying Time
47 ALZATE Daniel	COL	1993			1:09.00
48 AL IBRAHIM Al-Ibrahim	QAT	1991			1:10.00
49 SINGH Jashan Deep	IND	1992			1:10.00
50 MAGALLANES Jerome	PHI	1994			1:11.00
51 DAYLO Isaac Immanuel	PHI	1994			1:15.00
52 HADLER Jayden	AUS	1993			1:25.59
53 ERDENEBILEG Baymbasuren	MGL	1992			
54 MDIVANI Besarion	GEO	1990			
55 MASKALENKO Nikolajs	LAT	1993			
56 SHENGELIA Irakli	GEO	1994			

**LEGEND**

**CR** Championship record      **WR** World record

Timing and Results provided by  **TISSOT**



## Medallists

Медалисты

Medal	Name	Country
GOLD	KOSEKI Yasuhiro	JPN - Japan
SILVER	ALEXANDROV Mihail	USA - United States Of America
BRONZE	GIORGETTI Edoardo	ITA - Italy



# Result Book

27th Summer Universiade in Kazan 2013



## Swimming

Men's 100m Breaststroke Preliminaries





## Start List

Стартовый список

### EVENT NO. 5

	Record	Split	Name	Country	Location	Date
WR	58.46	27.07	VAN DEN BURGH Cameron	RSA	London (GBR)	29 JUL 2012
CR	59.53	27.85	BORYSIK Igor	UKR	Belgrade (SRB)	6 JUL 2009

#### Heat 1 of 7

Lane	Name	Country	Year of Birth	Qualifying Time	Time	Rank
1	MASKALENKO Nikolajs	LAT	1993			
2	ERDENEBILEG Baymbasuren	MGL	1992			
3	DAYLO Isaac Immanuel	PHI	1994	1:15.00		
4	SINGH Jashan Deep	IND	1992	1:10.00		
5	MAGALLANES Jerome	PHI	1994	1:11.00		
6	HADLER Jayden	AUS	1993	1:25.59		
7	MDIVANI Besarion	GEO	1990			
8	SHENGELIA Irakli	GEO	1994			

#### Heat 2 of 7

Lane	Name	Country	Year of Birth	Qualifying Time	Time	Rank
1	ALZATE Daniel	COL	1993	1:09.00		
2	WANG Feng	CHN	1990	1:07.00		
3	PRONO Renato David	PAR	1991	1:05.51		
4	CHOU Kit	MAC	1993	1:05.13		
5	DAVLETBAEV Damir	KGZ	1994	1:05.23		
6	AGIUS Andrea	MLT	1990	1:06.79		
7	WANG Kaifeng	CHN	1992	1:07.00		
8	AL IBRAHIM Al-Ibrahim	QAT	1991	1:10.00		

#### Heat 3 of 7

Lane	Name	Country	Year of Birth	Qualifying Time	Time	Rank
1	GUNDEL Sebastian	ARG	1992	1:04.82		
2	GARCIA ORTIZ Sergio	ESP	1989	1:04.78		
3	SERRA Joaquin	ARG	1994	1:04.57		
4	TSUI Hoi Tung, Ronald	HKG	1992	1:04.42		
5	GORDON GLASSFORD Matthew	NZL	1990	1:04.46		
6	TIWA Dennis Joshua	INA	1993	1:04.75		
7	YAP See Tuan	MAS	1989	1:04.79		
8	ALEKSANDROV Dmitrii	KGZ	1992	1:04.98		



Heat 4 of 7

Lane	Name	Country	Year of Birth	Qualifying Time	Time	Rank
1	PERSSON Erik	SWE	1994	1:03.74		
2	LEE Hsuan-Yen	TPE	1993	1:03.50		
3	BROADY James Arron	GBR	1991	1:03.14		
4	BLAZYS Vaidotas	LTU	1992	1:02.82		
5	KAESER Yannick	SUI	1992	1:02.91		
6	MONTEAGUDO ESPINOSA Hector	ESP	1989	1:03.23		
7	DEGTJARJOV Pjotr	EST	1993	1:03.55		
8	QUPTY Jowan	ISR	1990	1:03.87		

Heat 5 of 7

Lane	Name	Country	Year of Birth	Qualifying Time	Time	Rank
1	ROZHKOVA Oleksii	UKR	1993	1:02.23		
2	IRELAND Maxwel	AUS	1988	1:01.76		
3	KOSEKI Yasuhiro	JPN	1992	1:00.88		
4	STRELNIKOV Kirill	RUS	1992	1:00.18		
5	STEEPLES Christopher John	GBR	1992	1:00.77		
6	HAYASHI Kazuki	JPN	1992	1:01.28		
7	KARVONEN Eetu	FIN	1986	1:01.97		
8	OLIVER MERCADO David	MEX	1987	1:02.60		

Heat 6 of 7

Lane	Name	Country	Year of Birth	Qualifying Time	Time	Rank
1	ZORZI Giulio Andrea	RSA	1989	1:02.09		
2	LIIVAMAGI Martin	EST	1988	1:01.63		
3	FUNK Richard Anthony	CAN	1992	1:00.87		
4	ALEXANDROV Mihail	USA	1985	1:00.03		
5	SINKEVICH Viatcheslav	RUS	1991	1:00.71		
6	MILLER Cody	USA	1992	1:01.11		
7	BLOCK Jason Robert	CAN	1989	1:01.91		
8	SCHWEIZER Martin	SUI	1988	1:02.60		

Heat 7 of 7

Lane	Name	Country	Year of Birth	Qualifying Time	Time	Rank
1	KLEMPARSKI Yury	BLR	1993	1:02.05		
2	KOVALENKO Andriy	UKR	1989	1:01.53		
3	GIORGETTI Edoardo	ITA	1989	1:00.81		
4	TITENIS Giedrius	LTU	1989	59.66		
5	TONIATO Andrea	ITA	1991	1:00.52		
6	KLOBUCNIK Tomas	SVK	1990	1:01.05		
7	VABISHCHEVICH Viktor	BLR	1989	1:01.89		
8	DAHLIA Thomas	FRA	1990	1:02.25		

LEGEND

CR Championship record      WR World record



## Results Summary

Итоговые результаты

EVENT NO. 5

	Record	Split	Name	Country	Location	Date
<b>WR</b>	58.46	27.07	VAN DEN BURGH Cameron	RSA	London (GBR)	29 JUL 2012
<b>UR</b>	59.53	27.85	BORYSIK Igor	UKR	Belgrade (SRB)	6 JUL 2009

### Heats

Rank	Heat	Lane	Name	Year of Birth	Country Code	R.T.	50m	Time	Time Behind
1	5	4	STRELNIKOV Kirill	1992	RUS	0.71	28.51	<b>1:00.44</b> 31.93	Q
2	6	4	ALEXANDROV Mihail	1985	USA	0.68	28.55	<b>1:00.76</b> 32.21	0.32 Q
3	5	3	KOSEKI Yasuhiro	1992	JPN	0.66	28.71	<b>1:00.81</b> 32.10	0.37 Q
4	7	5	TONIATO Andrea	1991	ITA	0.64	28.68	<b>1:01.29</b> 32.61	0.85 Q
5	7	3	GIORGETTI Edoardo	1989	ITA	0.69	28.81	<b>1:01.30</b> 32.49	0.86 Q
6	6	3	FUNK Richard Anthony	1992	CAN	0.64	29.21	<b>1:01.54</b> 32.33	1.10 Q
6	7	4	TITENIS Giedrius	1989	LTU	0.77	28.65	<b>1:01.54</b> 32.89	1.10 Q
8	6	5	SINKEVICH Viatcheslav	1991	RUS	0.73	28.97	<b>1:01.61</b> 32.64	1.17 Q
9	6	6	MILLER Cody	1992	USA	0.69	29.23	<b>1:01.77</b> 32.54	1.33 Q
10	7	6	KLOBUCNIK Tomas	1990	SVK	0.72	29.16	<b>1:01.92</b> 32.76	1.48 Q
11	6	2	LIIVAMAGI Martin	1988	EST	0.65	29.12	<b>1:02.01</b> 32.89	1.57 Q
12	1	6	HADLER Jayden	1993	AUS	0.64	29.27	<b>1:02.12</b> 32.85	1.68 Q
13	7	8	DAHLIA Thomas	1990	FRA	0.62	29.15	<b>1:02.17</b> 33.02	1.73 Q
14	6	7	BLOCK Jason Robert	1989	CAN	0.70	29.07	<b>1:02.22</b> 33.15	1.78 Q
15	5	5	STEEPLES Christopher John	1992	GBR	0.66	28.64	<b>1:02.37</b> 33.73	1.93 Q
16	5	7	KARVONEN Eetu	1986	FIN	0.69	29.44	<b>1:02.46</b> 33.02	2.02 Q
17	6	8	SCHWEIZER Martin	1988	SUI	0.60	28.88	<b>1:02.58</b> 33.70	2.14
18	5	2	IRELAND Maxwel	1988	AUS	0.66	29.04	<b>1:02.60</b> 33.56	2.16
19	4	1	PERSSON Erik	1994	SWE	0.73	29.83	<b>1:02.69</b> 32.86	2.25
20	7	7	VABISHCHEVICH Viktor	1989	BLR	0.68	29.10	<b>1:02.75</b> 33.65	2.31
21	5	8	OLIVER MERCADO David	1987	MEX	0.71	28.92	<b>1:02.78</b> 33.86	2.34
22	4	8	QUPTY Jowan	1990	ISR	0.62	29.43	<b>1:02.83</b> 33.40	2.39
23	7	2	KOVALENKO Andriy	1989	UKR	0.71	29.59	<b>1:02.84</b> 33.25	2.40
24	7	1	KLEMPARSKI Yury	1993	BLR	0.76	29.71	<b>1:03.18</b> 33.47	2.74
25	2	3	PRONO Renato David	1991	PAR	0.64	29.83	<b>1:03.37</b> 33.54	2.93

Timing and Results provided by  TISSOT





Heats

Rank	Heat	Lane	Name	Year of Birth	Country Code	R.T.	50m	Time	Time Behind
26	4	5	KAESER Yannick	1992	SUI	0.73	29.38	<b>1:03.40</b> 34.02	2.96
27	4	4	BLAZYS Vaidotas	1992	LTU	0.79	30.34	<b>1:03.80</b> 33.46	3.36
28	4	2	LEE Hsuan-Yen	1993	TPE	0.72	30.31	<b>1:03.92</b> 33.61	3.48
29	4	3	BROADY James Arron	1991	GBR	0.73	29.92	<b>1:04.00</b> 34.08	3.56
30	6	1	ZORZI Giulio Andrea	1989	RSA	0.65	28.79	<b>1:04.12</b> 35.33	3.68
31	5	1	ROZHKOVA Oleksii	1993	UKR	0.72	30.07	<b>1:04.21</b> 34.14	3.77
32	3	5	GORDON GLASSFORD Matthew	1990	NZL	0.80	30.90	<b>1:04.35</b> 33.45	3.91
33	1	1	MASKALENKO Nikolajs	1993	LAT	0.78	29.67	<b>1:04.50</b> 34.83	4.06
34	4	7	DEGTJARJOV Pjotr	1993	EST	0.73	29.31	<b>1:04.53</b> 35.22	4.09
35	3	2	GARCIA ORTIZ Sergio	1989	ESP	0.76	30.28	<b>1:04.57</b> 34.29	4.13
36	3	4	TSUI Hoi Tung, Ronald	1992	HKG	0.63	30.17	<b>1:04.64</b> 34.47	4.20
37	4	6	MONTEAGUDO ESPINOSA Hector	1989	ESP	0.71	29.79	<b>1:04.68</b> 34.89	4.24
38	3	6	TIWA Dennis Joshua	1993	INA	0.69	30.65	<b>1:04.80</b> 34.15	4.36
39	3	3	SERRA Joaquin	1994	ARG	0.68	30.03	<b>1:04.87</b> 34.84	4.43
40	2	4	CHOU Kit	1993	MAC	0.63	30.76	<b>1:05.10</b> 34.34	4.66
41	3	1	GUNDEL Sebastian	1992	ARG	0.69	29.93	<b>1:05.23</b> 35.30	4.79
42	3	7	YAP See Tuan	1989	MAS	0.65	30.86	<b>1:05.87</b> 35.01	5.43
43	3	8	ALEKSANDROV Dmitrii	1992	KGZ	0.73	31.44	<b>1:06.76</b> 35.32	6.32
44	2	6	AGIUS Andrea	1990	MLT	0.63	31.02	<b>1:07.10</b> 36.08	6.66
45	2	5	DAVLETBAEV Damir	1994	KGZ	0.94	32.55	<b>1:08.39</b> 35.84	7.95
46	2	7	WANG Kaifeng	1992	CHN	0.77	32.53	<b>1:09.45</b> 36.92	9.01
47	1	4	SINGH Jashan Deep	1992	IND	0.80	32.35	<b>1:10.94</b> 38.59	10.50
48	2	1	ALZATE Daniel	1993	COL	0.73	32.54	<b>1:11.38</b> 38.84	10.94
49	2	2	WANG Feng	1990	CHN	0.89	33.97	<b>1:11.40</b> 37.43	10.96
50	1	8	SHENGELIA Irakli	1994	GEO	0.73	33.53	<b>1:11.85</b> 38.32	11.41
51	1	2	ERDENEBILEG Baymbasuren	1992	MGL	0.69	33.71	<b>1:14.12</b> 40.41	13.68
52	1	5	MAGALLANES Jerome	1994	PHI	0.81	34.50	<b>1:14.18</b> 39.68	13.74
53	1	7	MDIVANI Besarion	1990	GEO	0.88	34.18	<b>1:15.78</b> 41.60	15.34
54	1	3	DAYLO Isaac Immanuel	1994	PHI	0.73	37.57	<b>1:20.80</b> 43.23	20.36




**Heats**

Rank	Heat	Lane	Name	Year of Birth	Country Code	R.T.	50m	Time	Time Behind
	2	8	AL IBRAHIM Al-Ibrahim	1991	QAT			DNS	
	5	6	HAYASHI Kazuki	1992	JPN			DSQ	

**LEGEND**

**DNS** Did not start                      **DSQ** Disqualified                      **Q** Qualified for the next phase                      **R.T.** Reaction time

Timing and Results provided by  **TISSOT**



## Results

Результаты

### EVENT NO. 5


	Record	Split	Name	Country	Location	Date
<b>WR</b>	58.46	27.07	VAN DEN BURGH Cameron	RSA	London (GBR)	29 JUL 2012
<b>UR</b>	59.53	27.85	BORYSIK Igor	UKR	Belgrade (SRB)	6 JUL 2009

#### Heat 1 of 7

Rank	Lane	Name	Country Code	R.T.	50m	Time	Time Behind
1	6	HADLER Jayden	AUS	0.64	(1) 29.27	<b>1:02.12</b> 32.85	
2	1	MASKALENKO Nikolajs	LAT	0.78	(2) 29.67	<b>1:04.50</b> 34.83	2.38
3	4	SINGH Jashan Deep	IND	0.80	(3) 32.35	<b>1:10.94</b> 38.59	8.82
4	8	SHENGELIA Irakli	GEO	0.73	(4) 33.53	<b>1:11.85</b> 38.32	9.73
5	2	ERDENEBILEG Baymbasuren	MGL	0.69	(5) 33.71	<b>1:14.12</b> 40.41	12.00
6	5	MAGALLANES Jerome	PHI	0.81	(7) 34.50	<b>1:14.18</b> 39.68	12.06
7	7	MDIVANI Besarion	GEO	0.88	(6) 34.18	<b>1:15.78</b> 41.60	13.66
8	3	DAYLO Isaac Immanuel	PHI	0.73	(8) 37.57	<b>1:20.80</b> 43.23	18.68

#### LEGEND

R.T. Reaction time

Timing and Results provided by  **TISSOT**



## Results

Результаты

### EVENT NO. 5

	Record	Split	Name	Country	Location	Date
<b>WR</b>	58.46	27.07	VAN DEN BURGH Cameron	RSA	London (GBR)	29 JUL 2012
<b>UR</b>	59.53	27.85	BORYSIK Igor	UKR	Belgrade (SRB)	6 JUL 2009


#### Heat 2 of 7

Rank	Lane	Name	Country Code	R.T.	50m	Time	Time Behind
1	3	PRONO Renato David	PAR	0.64	(1) 29.83	<b>1:03.37</b> 33.54	
2	4	CHOU Kit	MAC	0.63	(2) 30.76	<b>1:05.10</b> 34.34	1.73
3	6	AGIUS Andrea	MLT	0.63	(3) 31.02	<b>1:07.10</b> 36.08	3.73
4	5	DAVLETBAEV Damir	KGZ	0.94	(6) 32.55	<b>1:08.39</b> 35.84	5.02
5	7	WANG Kaifeng	CHN	0.77	(4) 32.53	<b>1:09.45</b> 36.92	6.08
6	1	ALZATE Daniel	COL	0.73	(5) 32.54	<b>1:11.38</b> 38.84	8.01
7	2	WANG Feng	CHN	0.89	(7) 33.97	<b>1:11.40</b> 37.43	8.03
8		AL IBRAHIM AI-Ibrahim	QAT			<b>DNS</b>	

#### LEGEND

**DNS** Did not start

**R.T.** Reaction time

Timing and Results provided by  **TISSOT**



## Results

Результаты

### EVENT NO. 5


	Record	Split	Name	Country	Location	Date
<b>WR</b>	58.46	27.07	VAN DEN BURGH Cameron	RSA	London (GBR)	29 JUL 2012
<b>UR</b>	59.53	27.85	BORYSIK Igor	UKR	Belgrade (SRB)	6 JUL 2009

#### Heat 3 of 7

Rank	Lane	Name	Country Code	R.T.	50m	Time	Time Behind
1	5	<b>GORDON GLASSFORD Matthew</b>	NZL	0.80	(7) 30.90	<b>1:04.35</b> 33.45	
2	2	<b>GARCIA ORTIZ Sergio</b>	ESP	0.76	(4) 30.28	<b>1:04.57</b> 34.29	0.22
3	4	<b>TSUI Hoi Tung, Ronald</b>	HKG	0.63	(3) 30.17	<b>1:04.64</b> 34.47	0.29
4	6	<b>TIWA Dennis Joshua</b>	INA	0.69	(5) 30.65	<b>1:04.80</b> 34.15	0.45
5	3	<b>SERRA Joaquin</b>	ARG	0.68	(2) 30.03	<b>1:04.87</b> 34.84	0.52
6	1	<b>GUNDEL Sebastian</b>	ARG	0.69	(1) 29.93	<b>1:05.23</b> 35.30	0.88
7	7	<b>YAP See Tuan</b>	MAS	0.65	(6) 30.86	<b>1:05.87</b> 35.01	1.52
8	8	<b>ALEKSANDROV Dmitrii</b>	KGZ	0.73	(8) 31.44	<b>1:06.76</b> 35.32	2.41

#### LEGEND

R.T. Reaction time

Timing and Results provided by  **TISSOT**



## Results

Результаты

### EVENT NO. 5


	Record	Split	Name	Country	Location	Date
<b>WR</b>	58.46	27.07	VAN DEN BURGH Cameron	RSA	London (GBR)	29 JUL 2012
<b>UR</b>	59.53	27.85	BORYSIK Igor	UKR	Belgrade (SRB)	6 JUL 2009

#### Heat 4 of 7

Rank	Lane	Name	Country Code	R.T.	50m	Time	Time Behind
1	1	<b>PERSSON Erik</b>	SWE	0.73	(5) 29.83	<b>1:02.69</b> 32.86	
2	8	<b>QUPTY Jowan</b>	ISR	0.62	(3) 29.43	<b>1:02.83</b> 33.40	0.14
3	5	<b>KAESER Yannick</b>	SUI	0.73	(2) 29.38	<b>1:03.40</b> 34.02	0.71
4	4	<b>BLAZYS Vaidotas</b>	LTU	0.79	(8) 30.34	<b>1:03.80</b> 33.46	1.11
5	2	<b>LEE Hsuan-Yen</b>	TPE	0.72	(7) 30.31	<b>1:03.92</b> 33.61	1.23
6	3	<b>BROADY James Arron</b>	GBR	0.73	(6) 29.92	<b>1:04.00</b> 34.08	1.31
7	7	<b>DEGTJARJOV Pjotr</b>	EST	0.73	(1) 29.31	<b>1:04.53</b> 35.22	1.84
8	6	<b>MONTEAGUDO ESPINOSA Hector</b>	ESP	0.71	(4) 29.79	<b>1:04.68</b> 34.89	1.99

#### LEGEND

R.T. Reaction time

Timing and Results provided by  **TISSOT**





## Results

Результаты

### EVENT NO. 5

	Record	Split	Name	Country	Location	Date
<b>WR</b>	58.46	27.07	VAN DEN BURGH Cameron	RSA	London (GBR)	29 JUL 2012
<b>UR</b>	59.53	27.85	BORYSIK Igor	UKR	Belgrade (SRB)	6 JUL 2009


#### Heat 5 of 7

Rank	Lane	Name	Country Code	R.T.	50m	Time	Time Behind
1	4	STRELNIKOV Kirill	RUS	0.71	(1) 28.51	<b>1:00.44</b> 31.93	
2	3	KOSEKI Yasuhiro	JPN	0.66	(3) 28.71	<b>1:00.81</b> 32.10	0.37
3	5	STEEPLES Christopher John	GBR	0.66	(2) 28.64	<b>1:02.37</b> 33.73	1.93
4	7	KARVONEN Eetu	FIN	0.69	(6) 29.44	<b>1:02.46</b> 33.02	2.02
5	2	IRELAND Maxwel	AUS	0.66	(5) 29.04	<b>1:02.60</b> 33.56	2.16
6	8	OLIVER MERCADO David	MEX	0.71	(4) 28.92	<b>1:02.78</b> 33.86	2.34
7	1	ROZHKOVA Aleksii	UKR	0.72	(7) 30.07	<b>1:04.21</b> 34.14	3.77
	6	HAYASHI Kazuki	JPN			<b>DSQ</b>	

#### LEGEND

**DSQ** Disqualified

**R.T.** Reaction time

Timing and Results provided by  **TISSOT**



## Results

Результаты

### EVENT NO. 5


	Record	Split	Name	Country	Location	Date
<b>WR</b>	58.46	27.07	VAN DEN BURGH Cameron	RSA	London (GBR)	29 JUL 2012
<b>UR</b>	59.53	27.85	BORYSIK Igor	UKR	Belgrade (SRB)	6 JUL 2009

#### Heat 6 of 7

Rank	Lane	Name	Country Code	R.T.	50m	Time	Time Behind
1	4	ALEXANDROV Mihail	USA	0.68	(1) 28.55	<b>1:00.76</b> 32.21	
2	3	FUNK Richard Anthony	CAN	0.64	(7) 29.21	<b>1:01.54</b> 32.33	0.78
3	5	SINKEVICH Viatcheslav	RUS	0.73	(4) 28.97	<b>1:01.61</b> 32.64	0.85
4	6	MILLER Cody	USA	0.69	(8) 29.23	<b>1:01.77</b> 32.54	1.01
5	2	LIIVAMAGI Martin	EST	0.65	(6) 29.12	<b>1:02.01</b> 32.89	1.25
6	7	BLOCK Jason Robert	CAN	0.70	(5) 29.07	<b>1:02.22</b> 33.15	1.46
7	8	SCHWEIZER Martin	SUI	0.60	(3) 28.88	<b>1:02.58</b> 33.70	1.82
8	1	ZORZI Giulio Andrea	RSA	0.65	(2) 28.79	<b>1:04.12</b> 35.33	3.36

#### LEGEND

R.T. Reaction time

Timing and Results provided by  **TISSOT**



## Results

Результаты

### EVENT NO. 5


	Record	Split	Name	Country	Location	Date
<b>WR</b>	58.46	27.07	VAN DEN BURGH Cameron	RSA	London (GBR)	29 JUL 2012
<b>UR</b>	59.53	27.85	BORYSIK Igor	UKR	Belgrade (SRB)	6 JUL 2009

#### Heat 7 of 7

Rank	Lane	Name	Country Code	R.T.	50m	Time	Time Behind
1	5	TONIATO Andrea	ITA	0.64	(2) 28.68	<b>1:01.29</b> 32.61	
2	3	GIORGETTI Edoardo	ITA	0.69	(3) 28.81	<b>1:01.30</b> 32.49	0.01
3	4	TITENIS Giedrius	LTU	0.77	(1) 28.65	<b>1:01.54</b> 32.89	0.25
4	6	KLOBUCNIK Tomas	SVK	0.72	(6) 29.16	<b>1:01.92</b> 32.76	0.63
5	8	DAHLIA Thomas	FRA	0.62	(5) 29.15	<b>1:02.17</b> 33.02	0.88
6	7	VABISHCHEVICH Viktor	BLR	0.68	(4) 29.10	<b>1:02.75</b> 33.65	1.46
7	2	KOVALENKO Andriy	UKR	0.71	(7) 29.59	<b>1:02.84</b> 33.25	1.55
8	1	KLEMPARSKI Yury	BLR	0.76	(8) 29.71	<b>1:03.18</b> 33.47	1.89

#### LEGEND

R.T. Reaction time

Timing and Results provided by  **TISSOT**



# Result Book

27th Summer Universiade in Kazan 2013



## Swimming

Men's 100m Breaststroke Semifinals





## Start List

Стартовый список

### EVENT NO. 5

	Record	Split	Name	Country	Location	Date
<b>WR</b>	58.46	27.07	VAN DEN BURGH Cameron	RSA	London (GBR)	29 JUL 2012
<b>UR</b>	59.53	27.85	BORYSIK Igor	UKR	Belgrade (SRB)	6 JUL 2009

#### Semifinal 1 of 2

Lane	Name	Country	Year of Birth	Qualifying Time	Time	Rank
1	<b>BLOCK Jason Robert</b>	CAN	1989	1:02.22		
2	<b>KLOBUCNIK Tomas</b>	SVK	1990	1:01.92		
3	<b>FUNK Richard Anthony</b>	CAN	1992	1:01.54		
4	<b>ALEXANDROV Mihail</b>	USA	1985	1:00.76		
5	<b>TONIATO Andrea</b>	ITA	1991	1:01.29		
6	<b>SINKEVICH Viatcheslav</b>	RUS	1991	1:01.61		
7	<b>HADLER Jayden</b>	AUS	1993	1:02.12		
8	<b>KARVONEN Eetu</b>	FIN	1986	1:02.46		

#### Semifinal 2 of 2

Lane	Name	Country	Year of Birth	Qualifying Time	Time	Rank
1	<b>DAHLIA Thomas</b>	FRA	1990	1:02.17		
2	<b>MILLER Cody</b>	USA	1992	1:01.77		
3	<b>GIORGETTI Edoardo</b>	ITA	1989	1:01.30		
4	<b>STRELNIKOV Kirill</b>	RUS	1992	1:00.44		
5	<b>KOSEKI Yasuhiro</b>	JPN	1992	1:00.81		
6	<b>TITENIS Giedrius</b>	LTU	1989	1:01.54		
7	<b>LIIVAMAGI Martin</b>	EST	1988	1:02.01		
8	<b>STEEPLES Christopher John</b>	GBR	1992	1:02.37		

#### Reserves

Lane	Name	Country	Year of Birth	Qualifying Time	Time	Rank
	<b>SCHWEIZER Martin</b>	SUI	1988	1:02.58		
	<b>IRELAND Maxwel</b>	AUS	1988	1:02.60		

#### LEGEND

**WR** World record

Timing and Results provided by  **TISSOT**



## Results Summary

Итоговые результаты

### EVENT NO. 5


	Record	Split	Name	Country	Location	Date
<b>WR</b>	58.46	27.07	VAN DEN BURGH Cameron	RSA	London (GBR)	29 JUL 2012
<b>UR</b>	59.53	27.85	BORYSIK Igor	UKR	Belgrade (SRB)	6 JUL 2009

### Semifinals

Rank	Heat	Lane	Name	Year of Birth	Country Code	R.T.	50m	Time	Time Behind
1	2	5	KOSEKI Yasuhiro	1992	JPN	0.65	28.44	<b>1:00.03</b> 31.59	Q
2	2	4	STRELNIKOV Kirill	1992	RUS	0.65	28.53	<b>1:00.37</b> 31.84	0.34 Q
3	1	4	ALEXANDROV Mihail	1985	USA	0.70	28.51	<b>1:00.57</b> 32.06	0.54 Q
4	2	3	GIORGETTI Edoardo	1989	ITA	0.61	28.46	<b>1:00.82</b> 32.36	0.79 Q
5	1	6	SINKEVICH Viatcheslav	1991	RUS	0.65	28.69	<b>1:00.85</b> 32.16	0.82 Q
6	1	5	TONIATO Andrea	1991	ITA	0.58	28.50	<b>1:00.90</b> 32.40	0.87 Q
7	2	2	MILLER Cody	1992	USA	0.68	28.95	<b>1:01.22</b> 32.27	1.19 Q
8	1	3	FUNK Richard Anthony	1992	CAN	0.60	28.72	<b>1:01.25</b> 32.53	1.22 Q
9	2	6	TITENIS Giedrius	1989	LTU	0.73	28.55	<b>1:01.26</b> 32.71	1.23
10	2	8	STEEPLES Christopher John	1992	GBR	0.67	28.51	<b>1:01.49</b> 32.98	1.46
11	1	2	KLOBUCNIK Tomas	1990	SVK	0.68	29.06	<b>1:01.65</b> 32.59	1.62
12	1	1	BLOCK Jason Robert	1989	CAN	0.69	29.03	<b>1:01.95</b> 32.92	1.92
13	1	7	HADLER Jayden	1993	AUS	0.63	29.19	<b>1:01.96</b> 32.77	1.93
13	2	7	LIIVAMAGI Martin	1988	EST	0.66	28.92	<b>1:01.96</b> 33.04	1.93
15	2	1	DAHLIA Thomas	1990	FRA	0.64	29.37	<b>1:02.11</b> 32.74	2.08
16	1	8	KARVONEN Eetu	1986	FIN	0.67	29.31	<b>1:02.27</b> 32.96	2.24

### LEGEND

Q Qualified for the next phase      R.T. Reaction time

Timing and Results provided by  TISSOT





## Results

Результаты

### EVENT NO. 5


	Record	Split	Name	Country	Location	Date
<b>WR</b>	58.46	27.07	VAN DEN BURGH Cameron	RSA	London (GBR)	29 JUL 2012
<b>UR</b>	59.53	27.85	BORYSIK Igor	UKR	Belgrade (SRB)	6 JUL 2009

#### Semifinal 1 of 2

Rank	Lane	Name	Country Code	R.T.	50m	Time	Time Behind
1	4	ALEXANDROV Mihail	USA	0.70	(2) 28.51	<b>1:00.57</b> 32.06	
2	6	SINKEVICH Viatcheslav	RUS	0.65	(3) 28.69	<b>1:00.85</b> 32.16	0.28
3	5	TONIATO Andrea	ITA	0.58	(1) 28.50	<b>1:00.90</b> 32.40	0.33
4	3	FUNK Richard Anthony	CAN	0.60	(4) 28.72	<b>1:01.25</b> 32.53	0.68
5	2	KLOBUCNIK Tomas	SVK	0.68	(6) 29.06	<b>1:01.65</b> 32.59	1.08
6	1	BLOCK Jason Robert	CAN	0.69	(5) 29.03	<b>1:01.95</b> 32.92	1.38
7	7	HADLER Jayden	AUS	0.63	(7) 29.19	<b>1:01.96</b> 32.77	1.39
8	8	KARVONEN Eetu	FIN	0.67	(8) 29.31	<b>1:02.27</b> 32.96	1.70

#### LEGEND

R.T. Reaction time

Timing and Results provided by  **TISSOT**



## Results

Результаты

### EVENT NO. 5


	Record	Split	Name	Country	Location	Date
<b>WR</b>	58.46	27.07	VAN DEN BURGH Cameron	RSA	London (GBR)	29 JUL 2012
<b>UR</b>	59.53	27.85	BORYSIK Igor	UKR	Belgrade (SRB)	6 JUL 2009

#### Semifinal 2 of 2

Rank	Lane	Name	Country Code	R.T.	50m	Time	Time Behind
1	5	KOSEKI Yasuhiro	JPN	0.65	(1) 28.44	<b>1:00.03</b> 31.59	
2	4	STRELNIKOV Kirill	RUS	0.65	(4) 28.53	<b>1:00.37</b> 31.84	0.34
3	3	GIORGETTI Edoardo	ITA	0.61	(2) 28.46	<b>1:00.82</b> 32.36	0.79
4	2	MILLER Cody	USA	0.68	(7) 28.95	<b>1:01.22</b> 32.27	1.19
5	6	TITENIS Giedrius	LTU	0.73	(5) 28.55	<b>1:01.26</b> 32.71	1.23
6	8	STEEPLES Christopher John	GBR	0.67	(3) 28.51	<b>1:01.49</b> 32.98	1.46
7	7	LIIVAMAGI Martin	EST	0.66	(6) 28.92	<b>1:01.96</b> 33.04	1.93
8	1	DAHLIA Thomas	FRA	0.64	(8) 29.37	<b>1:02.11</b> 32.74	2.08

#### LEGEND

R.T. Reaction time

Timing and Results provided by  **TISSOT**



# Result Book

27th Summer Universiade in Kazan 2013



## Swimming

Men's 100m Breaststroke Final





## Start List

Стартовый список

### EVENT NO. 5

	Record	Split	Name	Country	Location	Date
<b>WR</b>	58.46	27.07	VAN DEN BURGH Cameron	RSA	London (GBR)	29 JUL 2012
<b>UR</b>	59.53	27.85	BORYSIK Igor	UKR	Belgrade (SRB)	6 JUL 2009

#### Final

Lane	Name	Country	Year of Birth	Qualifying Time	Time	Rank
1	MILLER Cody	USA	1992	1:01.22		
2	SINKEVICH Viatcheslav	RUS	1991	1:00.85		
3	ALEXANDROV Mihail	USA	1985	1:00.57		
4	KOSEKI Yasuhiro	JPN	1992	1:00.03		
5	STRELNIKOV Kirill	RUS	1992	1:00.37		
6	GIORGETTI Edoardo	ITA	1989	1:00.82		
7	TONIATO Andrea	ITA	1991	1:00.90		
8	FUNK Richard Anthony	CAN	1992	1:01.25		


#### Reserves

Lane	Name	Country	Year of Birth	Qualifying Time	Time	Rank
	TITENIS Giedrius	LTU	1989	1:01.26		
	STEEPLES Christopher John	GBR	1992	1:01.49		

#### LEGEND

**UR** Universiade record

**WR** World record

Timing and Results provided by  **TISSOT**



## Results

Результаты

### EVENT NO. 5


	Record	Split	Name	Country	Location	Date
<b>WR</b>	58.46	27.07	VAN DEN BURGH Cameron	RSA	London (GBR)	29 JUL 2012
<b>UR</b>	59.53	27.85	BORYSIK Igor	UKR	Belgrade (SRB)	6 JUL 2009

### Final

Rank	Lane	Name	Country Code	R.T.	50m	Time	Time Behind
1	4	KOSEKI Yasuhiro	JPN	0.66	(3) 28.30	<b>1:00.00</b> 31.70	
2	3	ALEXANDROV Mihail	USA	0.69	(2) 28.22	<b>1:00.30</b> 32.08	0.30
3	6	GIORGETTI Edoardo	ITA	0.62	(4) 28.38	<b>1:00.36</b> 31.98	0.36
4	5	STRELNIKOV Kirill	RUS	0.67	(1) 28.07	<b>1:00.48</b> 32.41	0.48
5	2	SINKEVICH Viatcheslav	RUS	0.64	(6) 28.56	<b>1:00.72</b> 32.16	0.72
6	7	TONIATO Andrea	ITA	0.61	(5) 28.45	<b>1:00.93</b> 32.48	0.93
7	1	MILLER Cody	USA	0.67	(8) 28.78	<b>1:01.17</b> 32.39	1.17
8	8	FUNK Richard Anthony	CAN	0.61	(7) 28.68	<b>1:01.35</b> 32.67	1.35

#### LEGEND

R.T. Reaction time

Timing and Results provided by  **TISSOT**





# Result Book

27th Summer Universiade in Kazan 2013



## Swimming

Men's 200m Breaststroke







## Medallists

Медалисты

Medal	Name	Country
GOLD	SINKEVICH Viatcheslav	RUS - Russian Federation
SILVER	TAKAHASHI Yukihiro	JPN - Japan
BRONZE	PIZZINI Luca	ITA - Italy



# Result Book

27th Summer Universiade in Kazan 2013



## Swimming

Men's 200m Breaststroke Preliminaries





### Start List

Стартовый список

EVENT NO. 17

REVISED

11 JUL 07:44

	Record	Splits		Name	Country	Location	Date
<b>WR</b>	2:07.01	29.16	1:01.72	1:34.78	YAMAGUCHI Akihiro	JPN Gifu (JPN)	15 SEP 2012
<b>=WR</b>	2:07.28	29.19	1:01.56	1:34.16	GYURTA Daniel	HUN London (GBR)	1 AUG 2012
<b>=WR</b>	2:07.31	28.91	1:01.51	1:34.49	SPRENGER Christian	AUS Rome (ITA)	30 JUL 2009
<b>UR</b>	2:08.73	29.32	1:01.79	1:34.92	BORYSIK Igor	UKR Belgrade (SRB)	8 JUL 2009

#### Heat 1 of 6

Lane	Name	Country	Year of Birth	Qualifying Time	Time	Rank
3	ERDENEBILEG Baymbasuren	MGL	1992			
4	ALZATE Daniel	COL	1993	2:30.00		
5	MAGALLANES Jerome	PHI	1994	2:38.00		
6	MASKALENKO Nikolajs	LAT	1993			

#### Heat 2 of 6

Lane	Name	Country	Year of Birth	Qualifying Time	Time	Rank
1	PRONO Renato David	PAR	1991	2:26.23		
2	GUNDEL Sebastian	ARG	1992	2:23.26		
3	MEIER Christoph	LIE	1993	2:21.06		
4	TSUI Hoi Tung, Ronald	HKG	1992	2:20.62		
5	ALEKSANDROV Dmitrii	KGZ	1992	2:20.63		
6	SHNAIDER Yaniv	ISR	1987	2:22.65		
7	CHOU Kit	MAC	1993	2:23.61		
8	SINGH Jashan Deep	IND	1992	2:29.00		

#### Heat 3 of 6

Lane	Name	Country	Year of Birth	Qualifying Time	Time	Rank
1	TIWA Dennis Joshua	INA	1993	2:19.77		
2	OLIVER MERCADO David	MEX	1987	2:18.33		
3	SWEENEY Ayrton	RSA	1993	2:18.09		
4	DESPLANCHES Jeremy	SUI	1994	2:17.99		
5	YAP See Tuan	MAS	1989	2:18.07		
6	QUPTY Jowan	ISR	1990	2:18.11		
7	LEE Hsuan-Yen	TPE	1993	2:18.50		
8	DAVLETBAEV Damir	KGZ	1994	2:20.23		



Heat 4 of 6

Lane	Name	Country	Year of Birth	Qualifying Time	Time	Rank
1	GORDON GLASSFORD Matthew	NZL	1990	2:17.01		
2	PERSSON Erik	SWE	1994	2:14.55		
3	BIZZARRI Flavio	ITA	1993	2:11.98		
4	KOHINATA Kazuki	JPN	1994	2:11.27		
5	ALEXANDROV Mihail	USA	1985	2:11.62		
6	KAESER Yannick	SUI	1992	2:13.49		
7	STEEPLES Christopher John	GBR	1992	2:15.58		
8	KOZLOVSKIJ Igor Georgij	LTU	1992	2:17.92		

Heat 5 of 6

Lane	Name	Country	Year of Birth	Qualifying Time	Time	Rank
1	BLOCK Jason Robert	CAN	1989	2:16.84		
2	DAHLIA Thomas	FRA	1990	2:14.40		
3	MILLER Cody	USA	1992	2:11.72		
4	TITENIS Giedrius	LTU	1989	2:09.95		
5	AMALTDINOV Marat	RUS	1994	2:11.57		
6	KLOBUCNIK Tomas	SVK	1990	2:13.40		
7	ROZHKOV Oleksii	UKR	1993	2:15.28		
8	LIIVAMAGI Martin	EST	1988	2:17.91		

Heat 6 of 6

Lane	Name	Country	Year of Birth	Qualifying Time	Time	Rank
1	GARCIA ORTIZ Sergio	ESP	1989	2:16.26		
2	PERISSER Patrick	FRA	1992	2:13.99		
3	PIZZINI Luca	ITA	1989	2:11.69		
4	SINKEVICH Viatcheslav	RUS	1991	2:08.62		
5	TAKAHASHI Yukishiro	JPN	1992	2:11.55		
6	BROADY James Arron	GBR	1991	2:13.37		
7	FUNK Richard Anthony	CAN	1992	2:14.84		
8	KOVALENKO Andriy	UKR	1989	2:17.28		

LEGEND

UR Universiade record      WR World record

Athlete MEIER Christop added to the event. Event re-seeded

Timing and Results provided by  TISSOT



## Results Summary


Итоговые результаты

EVENT NO. 17

	Record	Splits	Name	Country	Location	Date
<b>WR</b>	2:07.01	29.16 1:01.72 1:34.78	YAMAGUCHI Akihiro	JPN	Gifu (JPN)	15 SEP 2012
<b>=WR</b>	2:07.28	29.19 1:01.56 1:34.16	GYURTA Daniel	HUN	London (GBR)	1 AUG 2012
<b>=WR</b>	2:07.31	28.91 1:01.51 1:34.49	SPRENGER Christian	AUS	Rome (ITA)	30 JUL 2009
<b>UR</b>	2:08.73	29.32 1:01.79 1:34.92	BORYSIK Igor	UKR	Belgrade (SRB)	8 JUL 2009

### Heats

Rank	Heat	Lane	Name	Year of Birth	Country Code	R.T.	50m	100m	150m	Time	Time Behind
1	4	4	KOHINATA Kazuki	1994	JPN	0.69	30.71	1:04.49	1:38.94	<b>2:12.50</b>	Q
								33.78	34.45	33.56	
2	4	5	ALEXANDROV Mihail	1985	USA	0.70	29.69	1:03.09	1:37.65	<b>2:12.62</b>	0.12 Q
								33.40	34.56	34.97	
3	6	5	TAKAHASHI Yukishiro	1992	JPN	0.80	30.33	1:04.64	1:39.39	<b>2:13.10</b>	0.60 Q
								34.31	34.75	33.71	
4	6	4	SINKEVICH Viatcheslav	1991	RUS	0.69	30.48	1:04.77	1:39.05	<b>2:13.26</b>	0.76 Q
								34.29	34.28	34.21	
5	4	3	BIZZARRI Flavio	1993	ITA	0.70	30.27	1:04.35	1:38.97	<b>2:13.79</b>	1.29 Q
								34.08	34.62	34.82	
6	5	5	AMALTDINOV Marat	1994	RUS	0.82	30.94	1:04.90	1:39.18	<b>2:13.89</b>	1.39 Q
								33.96	34.28	34.71	
7	6	3	PIZZINI Luca	1989	ITA	0.63	30.55	1:04.62	1:39.12	<b>2:14.21</b>	1.71 Q
								34.07	34.50	35.09	
8	5	2	DAHLIA Thomas	1990	FRA	0.64	30.59	1:04.95	1:39.77	<b>2:14.73</b>	2.23 Q
								34.36	34.82	34.96	
9	4	8	KOZLOVSKIJ Igor Georgij	1992	LTU	0.74	30.78	1:05.01	1:39.58	<b>2:14.77</b>	2.27 Q
								34.23	34.57	35.19	
10	5	6	KLOBUCNIK Tomas	1990	SVK	0.70	30.43	1:04.46	1:39.90	<b>2:14.88</b>	2.38 Q
								34.03	35.44	34.98	
11	5	3	MILLER Cody	1992	USA	0.69	30.39	1:04.61	1:39.66	<b>2:15.10</b>	2.60 Q
								34.22	35.05	35.44	
12	5	4	TITENIS Giedrius	1989	LTU	0.74	29.96	1:03.79	1:38.75	<b>2:15.31</b>	2.81 Q
								33.83	34.96	36.56	
13	4	2	PERSSON Erik	1994	SWE	0.74	30.84	1:04.95	1:39.71	<b>2:15.46</b>	2.96 Q
								34.11	34.76	35.75	
14	4	6	KAESER Yannick	1992	SUI	0.77	30.77	1:05.07	1:40.04	<b>2:15.65</b>	3.15 Q
								34.30	34.97	35.61	
15	6	7	FUNK Richard Anthony	1992	CAN	0.65	30.73	1:05.18	1:40.33	<b>2:16.01</b>	3.51 Q
								34.45	35.15	35.68	
16	6	2	PERISSER Patrick	1992	FRA	0.74	31.33	1:06.02	1:41.04	<b>2:16.57</b>	4.07 Q
								34.69	35.02	35.53	
17	6	1	GARCIA ORTIZ Sergio	1989	ESP	0.77	30.89	1:05.30	1:40.81	<b>2:16.97</b>	4.47
								34.41	35.51	36.16	
18	3	3	SWEENEY Ayrton	1993	RSA	0.70	31.93	1:06.88	1:41.95	<b>2:17.18</b>	4.68
								34.95	35.07	35.23	
19	5	1	BLOCK Jason Robert	1989	CAN	0.71	30.82	1:06.10	1:41.59	<b>2:17.44</b>	4.94
								35.28	35.49	35.85	
20	3	6	QUPTY Jowan	1990	ISR	0.63	31.11	1:05.50	1:40.89	<b>2:17.52</b>	5.02
								34.39	35.39	36.63	
20	4	1	GORDON GLASSFORD Matthew	1990	NZL	0.76	31.18	1:05.79	1:41.29	<b>2:17.52</b>	5.02
								34.61	35.50	36.23	
22	6	6	BROADY James Arron	1991	GBR	0.74	30.65	1:05.38	1:41.26	<b>2:18.22</b>	5.72
								34.73	35.88	36.96	
23	3	4	DESPLANCHES Jeremy	1994	SUI	0.72	31.05	1:05.86	1:42.01	<b>2:18.37</b>	5.87
								34.81	36.15	36.36	
24	5	8	LIIVAMAGI Martin	1988	EST	0.67	31.02	1:06.04	1:42.31	<b>2:19.15</b>	6.65
								35.02	36.27	36.84	

Timing and Results provided by  TISSOT






Heats

Rank	Heat	Lane	Name	Year of Birth	Country Code	R.T.	50m	100m	150m	Time	Time Behind
25	3	5	YAP See Tuan	1989	MAS	0.66	31.73	1:07.16 35.43	1:42.99 35.83	<b>2:19.22</b> 36.23	6.72
26	5	7	ROZHKOV Oleksii	1993	UKR	0.70	31.54	1:06.81 35.27	1:42.72 35.91	<b>2:19.44</b> 36.72	6.94
27	6	8	KOVALENKO Andriy	1989	UKR	0.72	31.41	1:06.42 35.01	1:43.14 36.72	<b>2:20.77</b> 37.63	8.27
28	3	7	LEE Hsuan-Yen	1993	TPE	0.76	32.18	1:07.21 35.03	1:43.61 36.40	<b>2:20.79</b> 37.18	8.29
29	4	7	STEEPLES Christopher John	1992	GBR	0.69	30.46	1:06.06 35.60	1:43.22 37.16	<b>2:20.88</b> 37.66	8.38
30	2	4	TSUI Hoi Tung, Ronald	1992	HKG	0.64	30.96	1:06.21 35.25	1:43.14 36.93	<b>2:21.03</b> 37.89	8.53
31	2	6	SHNAIDER Yaniv	1987	ISR	0.73	32.04	1:07.29 35.25	1:44.03 36.74	<b>2:21.27</b> 37.24	8.77
32	3	2	OLIVER MERCADO David	1987	MEX	0.78	31.26	1:06.90 35.64	1:44.01 37.11	<b>2:21.69</b> 37.68	9.19
33	3	8	DAVLETBAEV Damir	1994	KGZ	0.90	33.49	1:09.32 35.83	1:46.12 36.80	<b>2:23.53</b> 37.41	11.03
34	3	1	TIWA Dennis Joshua	1993	INA	0.66	31.93	1:08.12 36.19	1:45.28 37.16	<b>2:23.87</b> 38.59	11.37
35	2	7	CHOU Kit	1993	MAC	0.65	32.94	1:09.91 36.97	1:47.38 37.47	<b>2:24.33</b> 36.95	11.83
36	1	6	MASKALENKO Nikolajs	1993	LAT	0.82	31.88	1:08.45 36.57	1:46.08 37.63	<b>2:24.49</b> 38.41	11.99
37	2	3	MEIER Christoph	1993	LIE	0.77	32.49	1:08.74 36.25	1:46.11 37.37	<b>2:24.54</b> 38.43	12.04
38	2	5	ALEKSANDROV Dmitrii	1992	KGZ	0.73	32.74	1:09.52 36.78	1:47.41 37.89	<b>2:25.80</b> 38.39	13.30
39	2	2	GUNDEL Sebastian	1992	ARG	0.74	33.68	1:10.39 36.71	1:47.85 37.46	<b>2:27.11</b> 39.26	14.61
40	1	4	ALZATE Daniel	1993	COL	0.76	33.69	1:11.75 38.06	1:52.36 40.61	<b>2:34.46</b> 42.10	21.96
41	2	8	SINGH Jashan Deep	1992	IND	0.78	35.36	1:16.99 41.63	2:00.79 43.80	<b>2:42.77</b> 41.98	30.27
42	1	3	ERDENEBILEG Baymbasuren	1992	MGL	0.70	36.20	1:18.37 42.17	2:02.77 44.40	<b>2:49.41</b> 46.64	36.91
	1	5	MAGALLANES Jerome	1994	PHI					<b>DNS</b>	
	2	1	PRONO Renato David	1991	PAR					<b>DSQ</b>	

LEGEND

DNS Did not start      DSQ Disqualified      Q Qualified for the next phase      R.T. Reaction time

Timing and Results provided by  TISSOT





## Results

Результаты

### EVENT NO. 17

	Record	Splits			Name	Country	Location	Date
<b>WR</b>	2:07.01	29.16	1:01.72	1:34.78	YAMAGUCHI Akihiro	JPN	Gifu (JPN)	15 SEP 2012
<b>=WR</b>	2:07.28	29.19	1:01.56	1:34.16	GYURTA Daniel	HUN	London (GBR)	1 AUG 2012
<b>=WR</b>	2:07.31	28.91	1:01.51	1:34.49	SPRENGER Christian	AUS	Rome (ITA)	30 JUL 2009
<b>UR</b>	2:08.73	29.32	1:01.79	1:34.92	BORYSIK Igor	UKR	Belgrade (SRB)	8 JUL 2009


#### Heat 1 of 6

Rank	Lane	Name	Country Code	R.T.	50m	100m	150m	Time	Time Behind
1	6	MASKALENKO Nikolajs	LAT	0.82	(1) 31.88	(1) 1:08.45 36.57	(1) 1:46.08 37.63	<b>2:24.49</b>	
2	4	ALZATE Daniel	COL	0.76	(2) 33.69	(2) 1:11.75 38.06	(2) 1:52.36 40.61	<b>2:34.46</b>	9.97
3	3	ERDENEBILEG Baymbasuren	MGL	0.70	(3) 36.20	(3) 1:18.37 42.17	(3) 2:02.77 44.40	<b>2:49.41</b>	24.92
	5	MAGALLANES Jerome	PHI					<b>DNS</b>	

#### LEGEND

DNS Did not start

R.T. Reaction time

Timing and Results provided by  **TISSOT**



## Results

Результаты

### EVENT NO. 17

	Record	Splits	Name	Country	Location	Date
<b>WR</b>	2:07.01	29.16 1:01.72 1:34.78	YAMAGUCHI Akihiro	JPN	Gifu (JPN)	15 SEP 2012
<b>=WR</b>	2:07.28	29.19 1:01.56 1:34.16	GYURTA Daniel	HUN	London (GBR)	1 AUG 2012
<b>=WR</b>	2:07.31	28.91 1:01.51 1:34.49	SPRENGER Christian	AUS	Rome (ITA)	30 JUL 2009
<b>UR</b>	2:08.73	29.32 1:01.79 1:34.92	BORYSIK Igor	UKR	Belgrade (SRB)	8 JUL 2009


#### Heat 2 of 6

Rank	Lane	Name	Country Code	R.T.	50m	100m	150m	Time	Time Behind
1	4	TSUI Hoi Tung, Ronald	HKG	0.64	(1) 30.96	(1) 1:06.21 35.25	(1) 1:43.14 36.93	<b>2:21.03</b> 37.89	
2	6	SHNAIDER Yaniv	ISR	0.73	(2) 32.04	(2) 1:07.29 35.25	(2) 1:44.03 36.74	<b>2:21.27</b> 37.24	0.24
3	7	CHOU Kit	MAC	0.65	(5) 32.94	(5) 1:09.91 36.97	(4) 1:47.38 37.47	<b>2:24.33</b> 36.95	3.30
4	3	MEIER Christoph	LIE	0.77	(3) 32.49	(3) 1:08.74 36.25	(3) 1:46.11 37.37	<b>2:24.54</b> 38.43	3.51
5	5	ALEKSANDROV Dmitrii	KGZ	0.73	(4) 32.74	(4) 1:09.52 36.78	(5) 1:47.41 37.89	<b>2:25.80</b> 38.39	4.77
6	2	GUNDEL Sebastian	ARG	0.74	(6) 33.68	(6) 1:10.39 36.71	(6) 1:47.85 37.46	<b>2:27.11</b> 39.26	6.08
7	8	SINGH Jashan Deep	IND	0.78	(7) 35.36	(7) 1:16.99 41.63	(7) 2:00.79 43.80	<b>2:42.77</b> 41.98	21.74
	1	PRONO Renato David	PAR					<b>DSQ</b>	

#### LEGEND

DSQ Disqualified

R.T. Reaction time

Timing and Results provided by  TISSOT



## Results

Результаты

### EVENT NO. 17


	Record	Splits	Name	Country	Location	Date
<b>WR</b>	2:07.01	29.16 1:01.72 1:34.78	YAMAGUCHI Akihiro	JPN	Gifu (JPN)	15 SEP 2012
<b>=WR</b>	2:07.28	29.19 1:01.56 1:34.16	GYURTA Daniel	HUN	London (GBR)	1 AUG 2012
<b>=WR</b>	2:07.31	28.91 1:01.51 1:34.49	SPRENGER Christian	AUS	Rome (ITA)	30 JUL 2009
<b>UR</b>	2:08.73	29.32 1:01.79 1:34.92	BORYSIK Igor	UKR	Belgrade (SRB)	8 JUL 2009

#### Heat 3 of 6

Rank	Lane	Name	Country Code	R.T.	50m	100m	150m	Time	Time Behind
1	3	SWEENEY Ayrton	RSA	0.70	(5) 31.93	(3) 1:06.88 34.95	(2) 1:41.95 35.07	<b>2:17.18</b> 35.23	
2	6	QUPTY Jowan	ISR	0.63	(2) 31.11	(1) 1:05.50 34.39	(1) 1:40.89 35.39	<b>2:17.52</b> 36.63	0.34
3	4	DESPLANCHES Jeremy	SUI	0.72	(1) 31.05	(2) 1:05.86 34.81	(3) 1:42.01 36.15	<b>2:18.37</b> 36.36	1.19
4	5	YAP See Tuan	MAS	0.66	(4) 31.73	(5) 1:07.16 35.43	(4) 1:42.99 35.83	<b>2:19.22</b> 36.23	2.04
5	7	LEE Hsuan-Yen	TPE	0.76	(7) 32.18	(6) 1:07.21 35.03	(5) 1:43.61 36.40	<b>2:20.79</b> 37.18	3.61
6	2	OLIVER MERCADO David	MEX	0.78	(3) 31.26	(4) 1:06.90 35.64	(6) 1:44.01 37.11	<b>2:21.69</b> 37.68	4.51
7	8	DAVLETBAEV Damir	KGZ	0.90	(8) 33.49	(8) 1:09.32 35.83	(8) 1:46.12 36.80	<b>2:23.53</b> 37.41	6.35
8	1	TIWA Dennis Joshua	INA	0.66	(5) 31.93	(7) 1:08.12 36.19	(7) 1:45.28 37.16	<b>2:23.87</b> 38.59	6.69

#### LEGEND

R.T. Reaction time

Timing and Results provided by  **TISSOT**



## Results

Результаты

### EVENT NO. 17


	Record	Splits	Name	Country	Location	Date
<b>WR</b>	2:07.01	29.16 1:01.72 1:34.78	YAMAGUCHI Akihiro	JPN	Gifu (JPN)	15 SEP 2012
<b>=WR</b>	2:07.28	29.19 1:01.56 1:34.16	GYURTA Daniel	HUN	London (GBR)	1 AUG 2012
<b>=WR</b>	2:07.31	28.91 1:01.51 1:34.49	SPRENGER Christian	AUS	Rome (ITA)	30 JUL 2009
<b>UR</b>	2:08.73	29.32 1:01.79 1:34.92	BORYSIK Igor	UKR	Belgrade (SRB)	8 JUL 2009

#### Heat 4 of 6

Rank	Lane	Name	Country Code	R.T.	50m	100m	150m	Time	Time Behind
1	4	KOHINATA Kazuki	JPN	0.69	(4) 30.71	(3) 1:04.49 33.78	(2) 1:38.94 34.45	<b>2:12.50</b> 33.56	
2	5	ALEXANDROV Mihail	USA	0.70	(1) 29.69	(1) 1:03.09 33.40	(1) 1:37.65 34.56	<b>2:12.62</b> 34.97	0.12
3	3	BIZZARRI Flavio	ITA	0.70	(2) 30.27	(2) 1:04.35 34.08	(3) 1:38.97 34.62	<b>2:13.79</b> 34.82	1.29
4	8	KOZLOVSKIJ Igor Georgij	LTU	0.74	(6) 30.78	(5) 1:05.01 34.23	(4) 1:39.58 34.57	<b>2:14.77</b> 35.19	2.27
5	2	PERSSON Erik	SWE	0.74	(7) 30.84	(4) 1:04.95 34.11	(5) 1:39.71 34.76	<b>2:15.46</b> 35.75	2.96
6	6	KAESER Yannick	SUI	0.77	(5) 30.77	(6) 1:05.07 34.30	(6) 1:40.04 34.97	<b>2:15.65</b> 35.61	3.15
7	1	GORDON GLASSFORD Matthew	NZL	0.76	(8) 31.18	(7) 1:05.79 34.61	(7) 1:41.29 35.50	<b>2:17.52</b> 36.23	5.02
8	7	STEEPLES Christopher John	GBR	0.69	(3) 30.46	(8) 1:06.06 35.60	(8) 1:43.22 37.16	<b>2:20.88</b> 37.66	8.38

#### LEGEND

R.T. Reaction time

Timing and Results provided by  **TISSOT**



## Results

Результаты

### EVENT NO. 17


	Record	Splits			Name	Country	Location	Date
<b>WR</b>	2:07.01	29.16	1:01.72	1:34.78	YAMAGUCHI Akihiro	JPN	Gifu (JPN)	15 SEP 2012
<b>=WR</b>	2:07.28	29.19	1:01.56	1:34.16	GYURTA Daniel	HUN	London (GBR)	1 AUG 2012
<b>=WR</b>	2:07.31	28.91	1:01.51	1:34.49	SPRENGER Christian	AUS	Rome (ITA)	30 JUL 2009
<b>UR</b>	2:08.73	29.32	1:01.79	1:34.92	BORYSIK Igor	UKR	Belgrade (SRB)	8 JUL 2009

#### Heat 5 of 6

Rank	Lane	Name	Country Code	R.T.	50m	100m	150m	Time	Time Behind
1	5	AMALTDINOV Marat	RUS	0.82	(6) 30.94	(4) 1:04.90 33.96	(2) 1:39.18 34.28	<b>2:13.89</b>	
2	2	DAHLIA Thomas	FRA	0.64	(4) 30.59	(5) 1:04.95 34.36	(4) 1:39.77 34.82	<b>2:14.73</b>	0.84
3	6	KLOBUCNIK Tomas	SVK	0.70	(3) 30.43	(2) 1:04.46 34.03	(5) 1:39.90 35.44	<b>2:14.88</b>	0.99
4	3	MILLER Cody	USA	0.69	(2) 30.39	(3) 1:04.61 34.22	(3) 1:39.66 35.05	<b>2:15.10</b>	1.21
5	4	TITENIS Giedrius	LTU	0.74	(1) 29.96	(1) 1:03.79 33.83	(1) 1:38.75 34.96	<b>2:15.31</b>	1.42
6	1	BLOCK Jason Robert	CAN	0.71	(5) 30.82	(7) 1:06.10 35.28	(6) 1:41.59 35.49	<b>2:17.44</b>	3.55
7	8	LIIVAMAGI Martin	EST	0.67	(7) 31.02	(6) 1:06.04 35.02	(7) 1:42.31 36.27	<b>2:19.15</b>	5.26
8	7	ROZHKOV Oleksii	UKR	0.70	(8) 31.54	(8) 1:06.81 35.27	(8) 1:42.72 35.91	<b>2:19.44</b>	5.55

#### LEGEND

R.T. Reaction time

Timing and Results provided by  **TISSOT**



## Results

Результаты

### EVENT NO. 17


	Record	Splits			Name	Country	Location	Date
<b>WR</b>	2:07.01	29.16	1:01.72	1:34.78	YAMAGUCHI Akihiro	JPN	Gifu (JPN)	15 SEP 2012
<b>=WR</b>	2:07.28	29.19	1:01.56	1:34.16	GYURTA Daniel	HUN	London (GBR)	1 AUG 2012
<b>=WR</b>	2:07.31	28.91	1:01.51	1:34.49	SPRENGER Christian	AUS	Rome (ITA)	30 JUL 2009
<b>UR</b>	2:08.73	29.32	1:01.79	1:34.92	BORYSIK Igor	UKR	Belgrade (SRB)	8 JUL 2009

#### Heat 6 of 6

Rank	Lane	Name	Country Code	R.T.	50m	100m	150m	Time	Time Behind
1	5	TAKAHASHI Yukishiro	JPN	0.80	(1) 30.33	(2) 1:04.64 34.31	(3) 1:39.39 34.75	<b>2:13.10</b> 33.71	
2	4	SINKEVICH Viatcheslav	RUS	0.69	(2) 30.48	(3) 1:04.77 34.29	(1) 1:39.05 34.28	<b>2:13.26</b> 34.21	0.16
3	3	PIZZINI Luca	ITA	0.63	(3) 30.55	(1) 1:04.62 34.07	(2) 1:39.12 34.50	<b>2:14.21</b> 35.09	1.11
4	7	FUNK Richard Anthony	CAN	0.65	(5) 30.73	(4) 1:05.18 34.45	(4) 1:40.33 35.15	<b>2:16.01</b> 35.68	2.91
5	2	PERISSER Patrick	FRA	0.74	(7) 31.33	(7) 1:06.02 34.69	(6) 1:41.04 35.02	<b>2:16.57</b> 35.53	3.47
6	1	GARCIA ORTIZ Sergio	ESP	0.77	(6) 30.89	(5) 1:05.30 34.41	(5) 1:40.81 35.51	<b>2:16.97</b> 36.16	3.87
7	6	BROADY James Arron	GBR	0.74	(4) 30.65	(6) 1:05.38 34.73	(7) 1:41.26 35.88	<b>2:18.22</b> 36.96	5.12
8	8	KOVALENKO Andriy	UKR	0.72	(8) 31.41	(8) 1:06.42 35.01	(8) 1:43.14 36.72	<b>2:20.77</b> 37.63	7.67

#### LEGEND

R.T. Reaction time

Timing and Results provided by  **TISSOT**





# Result Book

27th Summer Universiade in Kazan 2013



## Swimming

Men's 200m Breaststroke Semifinals





## Start List

Стартовый список

### EVENT NO. 17

	Record	Splits			Name	Country	Location	Date
<b>WR</b>	2:07.01	29.16	1:01.72	1:34.78	YAMAGUCHI Akihiro	JPN	Gifu (JPN)	15 SEP 2012
<b>=WR</b>	2:07.28	29.19	1:01.56	1:34.16	GYURTA Daniel	HUN	London (GBR)	1 AUG 2012
<b>=WR</b>	2:07.31	28.91	1:01.51	1:34.49	SPRENGER Christian	AUS	Rome (ITA)	30 JUL 2009
<b>UR</b>	2:08.73	29.32	1:01.79	1:34.92	BORYSIK Igor	UKR	Belgrade (SRB)	8 JUL 2009

#### Semifinal 1 of 2

Lane	Name	Country	Year of Birth	Qualifying Time	Time	Rank
1	KAESER Yannick	SUI	1992	2:15.65		
2	KLOBUCNIK Tomas	SVK	1990	2:14.88		
3	AMALTDINOV Marat	RUS	1994	2:13.89		
4	ALEXANDROV Mihail	USA	1985	2:12.62		
5	SINKEVICH Viatcheslav	RUS	1991	2:13.26		
6	DAHLIA Thomas	FRA	1990	2:14.73		
7	TITENIS Giedrius	LTU	1989	2:15.31		
8	PERISSER Patrick	FRA	1992	2:16.57		

#### Semifinal 2 of 2

Lane	Name	Country	Year of Birth	Qualifying Time	Time	Rank
1	PERSSON Erik	SWE	1994	2:15.46		
2	KOZLOVSKIJ Igor Georgij	LTU	1992	2:14.77		
3	BIZZARRI Flavio	ITA	1993	2:13.79		
4	KOHINATA Kazuki	JPN	1994	2:12.50		
5	TAKAHASHI Yukishiro	JPN	1992	2:13.10		
6	PIZZINI Luca	ITA	1989	2:14.21		
7	MILLER Cody	USA	1992	2:15.10		
8	FUNK Richard Anthony	CAN	1992	2:16.01		


#### Reserves

Lane	Name	Country	Year of Birth	Qualifying Time	Time	Rank
	GARCIA ORTIZ Sergio	ESP	1989	2:16.97		
	SWEENEY Ayrton	RSA	1993	2:17.18		

#### LEGEND

UR Universiade record

WR World record

Timing and Results provided by  TISSOT



## Results Summary

Итоговые результаты

EVENT NO. 17


	Record	Splits	Name	Country	Location	Date
<b>WR</b>	2:07.01	29.16 1:01.72 1:34.78	YAMAGUCHI Akihiro	JPN	Gifu (JPN)	15 SEP 2012
<b>=WR</b>	2:07.28	29.19 1:01.56 1:34.16	GYURTA Daniel	HUN	London (GBR)	1 AUG 2012
<b>=WR</b>	2:07.31	28.91 1:01.51 1:34.49	SPRENGER Christian	AUS	Rome (ITA)	30 JUL 2009
<b>UR</b>	2:08.73	29.32 1:01.79 1:34.92	BORYSIK Igor	UKR	Belgrade (SRB)	8 JUL 2009

### Semifinals

Rank	Heat	Lane	Name	Year of Birth	Country Code	R.T.	50m	100m	150m	Time	Time Behind
1	1	5	SINKEVICH Viatcheslav	1991	RUS	0.70	29.67	1:03.05 33.38	1:36.86 33.81	<b>2:10.88</b> 34.02	Q
2	2	5	TAKAHASHI Yukihiro	1992	JPN	0.71	30.24	1:04.38 34.14	1:38.21 33.83	<b>2:11.49</b> 33.28	0.61 Q
3	2	7	MILLER Cody	1992	USA	0.71	29.69	1:02.88 33.19	1:36.90 34.02	<b>2:12.11</b> 35.21	1.23 Q
4	1	3	AMALTDINOV Marat	1994	RUS	0.77	30.52	1:04.04 33.52	1:37.95 33.91	<b>2:12.28</b> 34.33	1.40 Q
5	2	3	BIZZARRI Flavio	1993	ITA	0.72	30.37	1:04.00 33.63	1:38.47 34.47	<b>2:12.37</b> 33.90	1.49 Q
6	2	4	KOHINATA Kazuki	1994	JPN	0.68	30.37	1:04.50 34.13	1:39.05 34.55	<b>2:12.78</b> 33.73	1.90 Q
7	2	6	PIZZINI Luca	1989	ITA	0.64	30.09	1:04.04 33.95	1:38.59 34.55	<b>2:12.82</b> 34.23	1.94 Q
8	1	4	ALEXANDROV Mihail	1985	USA	0.66	29.81	1:03.54 33.73	1:38.18 34.64	<b>2:12.89</b> 34.71	2.01 Q
9	1	2	KLOBUCNIK Tomas	1990	SVK	0.69	30.21	1:04.19 33.98	1:39.02 34.83	<b>2:13.61</b> 34.59	2.73
10	1	7	TITENIS Giedrius	1989	LTU	0.75	30.37	1:03.95 33.58	1:38.53 34.58	<b>2:13.94</b> 35.41	3.06
11	2	2	KOZLOVSKIJ Igor Georgij	1992	LTU	0.72	30.82	1:04.86 34.04	1:39.55 34.69	<b>2:14.74</b> 35.19	3.86
12	1	6	DAHLIA Thomas	1990	FRA	0.65	30.30	1:04.43 34.13	1:39.03 34.60	<b>2:14.76</b> 35.73	3.88
13	2	8	FUNK Richard Anthony	1992	CAN	0.63	30.28	1:04.53 34.25	1:39.44 34.91	<b>2:14.99</b> 35.55	4.11
14	2	1	PERSSON Erik	1994	SWE	0.73	31.01	1:05.58 34.57	1:40.25 34.67	<b>2:15.42</b> 35.17	4.54
15	1	1	KAESER Yannick	1992	SUI	0.78	30.24	1:04.72 34.48	1:39.92 35.20	<b>2:15.92</b> 36.00	5.04
16	1	8	PERISSER Patrick	1992	FRA	0.79	31.40	1:06.26 34.86	1:41.40 35.14	<b>2:16.47</b> 35.07	5.59

#### LEGEND

Q Qualified for the next phase R.T. Reaction time

Timing and Results provided by  TISSOT



## Results

Результаты

### EVENT NO. 17


	Record	Splits	Name	Country	Location	Date
<b>WR</b>	2:07.01	29.16 1:01.72 1:34.78	YAMAGUCHI Akihiro	JPN	Gifu (JPN)	15 SEP 2012
<b>=WR</b>	2:07.28	29.19 1:01.56 1:34.16	GYURTA Daniel	HUN	London (GBR)	1 AUG 2012
<b>=WR</b>	2:07.31	28.91 1:01.51 1:34.49	SPRENGER Christian	AUS	Rome (ITA)	30 JUL 2009
<b>UR</b>	2:08.73	29.32 1:01.79 1:34.92	BORYSIK Igor	UKR	Belgrade (SRB)	8 JUL 2009

#### Semifinal 1 of 2

Rank	Lane	Name	Country Code	R.T.	50m	100m	150m	Time	Time Behind
1	5	SINKEVICH Viatcheslav	RUS	0.70	(1) 29.67	(1) 1:03.05 33.38	(1) 1:36.86 33.81	<b>2:10.88</b> 34.02	
2	3	AMALTDINOV Marat	RUS	0.77	(7) 30.52	(4) 1:04.04 33.52	(2) 1:37.95 33.91	<b>2:12.28</b> 34.33	1.40
3	4	ALEXANDROV Mihail	USA	0.66	(2) 29.81	(2) 1:03.54 33.73	(3) 1:38.18 34.64	<b>2:12.89</b> 34.71	2.01
4	2	KLOBUCNIK Tomas	SVK	0.69	(3) 30.21	(5) 1:04.19 33.98	(5) 1:39.02 34.83	<b>2:13.61</b> 34.59	2.73
5	7	TITENIS Giedrius	LTU	0.75	(6) 30.37	(3) 1:03.95 33.58	(4) 1:38.53 34.58	<b>2:13.94</b> 35.41	3.06
6	6	DAHLIA Thomas	FRA	0.65	(5) 30.30	(6) 1:04.43 34.13	(6) 1:39.03 34.60	<b>2:14.76</b> 35.73	3.88
7	1	KAESER Yannick	SUI	0.78	(4) 30.24	(7) 1:04.72 34.48	(7) 1:39.92 35.20	<b>2:15.92</b> 36.00	5.04
8	8	PERISSER Patrick	FRA	0.79	(8) 31.40	(8) 1:06.26 34.86	(8) 1:41.40 35.14	<b>2:16.47</b> 35.07	5.59

#### LEGEND

R.T. Reaction time

Timing and Results provided by  **TISSOT**



## Results

Результаты

### EVENT NO. 17


	Record	Splits			Name	Country	Location	Date
<b>WR</b>	2:07.01	29.16	1:01.72	1:34.78	YAMAGUCHI Akihiro	JPN	Gifu (JPN)	15 SEP 2012
<b>=WR</b>	2:07.28	29.19	1:01.56	1:34.16	GYURTA Daniel	HUN	London (GBR)	1 AUG 2012
<b>=WR</b>	2:07.31	28.91	1:01.51	1:34.49	SPRENGER Christian	AUS	Rome (ITA)	30 JUL 2009
<b>UR</b>	2:08.73	29.32	1:01.79	1:34.92	BORYSIK Igor	UKR	Belgrade (SRB)	8 JUL 2009

#### Semifinal 2 of 2

Rank	Lane	Name	Country Code	R.T.	50m	100m	150m	Time	Time Behind
1	5	TAKAHASHI Yukihiro	JPN	0.71	(3) 30.24	(4) 1:04.38 34.14	(2) 1:38.21 33.83	<b>2:11.49</b> 33.28	
2	7	MILLER Cody	USA	0.71	(1) 29.69	(1) 1:02.88 33.19	(1) 1:36.90 34.02	<b>2:12.11</b> 35.21	0.62
3	3	BIZZARRI Flavio	ITA	0.72	(5) 30.37	(2) 1:04.00 33.63	(3) 1:38.47 34.47	<b>2:12.37</b> 33.90	0.88
4	4	KOHINATA Kazuki	JPN	0.68	(5) 30.37	(5) 1:04.50 34.13	(5) 1:39.05 34.55	<b>2:12.78</b> 33.73	1.29
5	6	PIZZINI Luca	ITA	0.64	(2) 30.09	(3) 1:04.04 33.95	(4) 1:38.59 34.55	<b>2:12.82</b> 34.23	1.33
6	2	KOZLOVSKIJ Igor Georgij	LTU	0.72	(7) 30.82	(7) 1:04.86 34.04	(7) 1:39.55 34.69	<b>2:14.74</b> 35.19	3.25
7	8	FUNK Richard Anthony	CAN	0.63	(4) 30.28	(6) 1:04.53 34.25	(6) 1:39.44 34.91	<b>2:14.99</b> 35.55	3.50
8	1	PERSSON Erik	SWE	0.73	(8) 31.01	(8) 1:05.58 34.57	(8) 1:40.25 34.67	<b>2:15.42</b> 35.17	3.93

#### LEGEND

R.T. Reaction time

Timing and Results provided by  **TISSOT**





# Result Book

27th Summer Universiade in Kazan 2013



## Swimming

Men's 200m Breaststroke Final







## Start List

Стартовый список

### EVENT NO. 17

	Record	Splits	Name	Country	Location	Date
<b>WR</b>	2:07.01	29.16	1:01.72	1:34.78	YAMAGUCHI Akihiro	JPN Gifu (JPN) 15 SEP 2012
<b>=WR</b>	2:07.28	29.19	1:01.56	1:34.16	GYURTA Daniel	HUN London (GBR) 1 AUG 2012
<b>=WR</b>	2:07.31	28.91	1:01.51	1:34.49	SPRENGER Christian	AUS Rome (ITA) 30 JUL 2009
<b>UR</b>	2:08.73	29.32	1:01.79	1:34.92	BORYSIK Igor	UKR Belgrade (SRB) 8 JUL 2009

### Final

Lane	Name	Country	Year of Birth	Qualifying Time	Time	Rank
1	PIZZINI Luca	ITA	1989	2:12.82		
2	BIZZARRI Flavio	ITA	1993	2:12.37		
3	MILLER Cody	USA	1992	2:12.11		
4	SINKEVICH Viatcheslav	RUS	1991	2:10.88		
5	TAKAHASHI Yukihiro	JPN	1992	2:11.49		
6	AMALTDINOV Marat	RUS	1994	2:12.28		
7	KOHINATA Kazuki	JPN	1994	2:12.78		
8	ALEXANDROV Mihail	USA	1985	2:12.89		


### Reserves

Lane	Name	Country	Year of Birth	Qualifying Time	Time	Rank
	KLOBUCNIK Tomas	SVK	1990	2:13.61		
	TITENIS Giedrius	LTU	1989	2:13.94		

### LEGEND

**UR** Universiade record

**WR** World record

Timing and Results provided by  **TISSOT**



## Results

Результаты

### EVENT NO. 17


	Record	Splits	Name	Country	Location	Date
<b>WR</b>	2:07.01	29.16 1:01.72 1:34.78	YAMAGUCHI Akihiro	JPN	Gifu (JPN)	15 SEP 2012
<b>=WR</b>	2:07.28	29.19 1:01.56 1:34.16	GYURTA Daniel	HUN	London (GBR)	1 AUG 2012
<b>=WR</b>	2:07.31	28.91 1:01.51 1:34.49	SPRENGER Christian	AUS	Rome (ITA)	30 JUL 2009
<b>UR</b>	2:08.73	29.32 1:01.79 1:34.92	BORYSIK Igor	UKR	Belgrade (SRB)	8 JUL 2009

### Final

Rank	Lane	Name	Country Code	R.T.	50m	100m	150m	Time	Time Behind
1	4	SINKEVICH Viatcheslav	RUS	0.68	(2) 29.59	(1) 1:02.52 32.93	(1) 1:35.88 33.36	<b>2:09.78</b> 33.90	
2	5	TAKAHASHI Yukihiro	JPN	0.73	(7) 30.08	(8) 1:03.96 33.88	(8) 1:38.00 34.04	<b>2:10.35</b> 32.35	0.57
3	1	PIZZINI Luca	ITA	0.64	(1) 29.54	(2) 1:02.83 33.29	(2) 1:36.42 33.59	<b>2:10.99</b> 34.57	1.21
4	7	KOHINATA Kazuki	JPN	0.67	(5) 29.85	(6) 1:03.63 33.78	(5) 1:37.55 33.92	<b>2:11.34</b> 33.79	1.56
5	6	AMALTDINOV Marat	RUS	0.82	(8) 30.32	(7) 1:03.70 33.38	(6) 1:37.67 33.97	<b>2:11.74</b> 34.07	1.96
6	2	BIZZARRI Flavio	ITA	0.66	(6) 29.96	(4) 1:03.36 33.40	(4) 1:37.26 33.90	<b>2:11.99</b> 34.73	2.21
7	3	MILLER Cody	USA	0.68	(3) 29.62	(3) 1:02.94 33.32	(3) 1:36.85 33.91	<b>2:12.10</b> 35.25	2.32
8	8	ALEXANDROV Mihail	USA	0.67	(4) 29.77	(5) 1:03.42 33.65	(7) 1:37.80 34.38	<b>2:12.79</b> 34.99	3.01

### LEGEND

R.T. Reaction time

Timing and Results provided by  **TISSOT**



# Result Book

27th Summer Universiade in Kazan 2013



## Swimming

Men's 50m Backstroke





## Medallists

Медалисты

Medal	Name	Country
GOLD	TREFFERS Benjami	AUS - Australia
SILVER	MOROZOV Vladimir	RUS - Russian Federation
BRONZE	PIZZAMIGLIO Stefano	ITA - Italy





# Result Book

27th Summer Universiade in Kazan 2013



## Swimming

Men's 50m Backstroke Preliminaries





### Start List

Стартовый список

EVENT NO. 19

REVISED

11 JUL 21:22

	Record	Name	Country	Location	Date
WR	24.04	TANCOCK Liam	GBR	Rome (ITA)	2 AUG 2009
UR	24.63	KOGA Junya	JPN	Belgrade (SRB)	8 JUL 2009

#### Heat 1 of 8

Lane	Name	Country	Year of Birth	Qualifying Time	Time	Rank
3	SKHILADZE Tornike	GEO	1993			
4	LIN Shih-Chieh	TPE	1992			
5	MTVRALASHVILI Giorgi	GEO	1992			

#### Heat 2 of 8


Lane	Name	Country	Year of Birth	Qualifying Time	Time	Rank
1	DELGERMUNKH Dashdavaa	MGL	1991			
2	BELL Ian Leondy	MAS	1992	32.56		
3	HANNA Tarek	LIB	1994	32.04		
4	ZHANG Haidong	CHN	1993	30.00		
5	FERARIZA Randolph	PHI	1994	32.00		
6	FERNANDO Ashane	SRI	1990	32.16		
7	LIM Zhi Cong	SIN	1987	38.03		

#### Heat 3 of 8

Lane	Name	Country	Year of Birth	Qualifying Time	Time	Rank
1	EMER Jairo	AHO	1995	29.02		
2	CAMERON Donald	SUI	1989	28.69		
3	YAU Ka Lam	HKG	1991	28.50		
4	JURISOO Kristjan	EST	1993	28.45		
5	CHEPISHEVSKI Gorazd	MKD	1993	28.50		
6	KOSTANYAN Aram	ARM	1995	28.54		
7	BERINO Gian Daniel	PHI	1994	29.00		
8	SETHI Ervin	SIN	1993	29.30		

#### Heat 4 of 8

Lane	Name	Country	Year of Birth	Qualifying Time	Time	Rank
1	FEBO Jean-Baptiste	SUI	1992	28.18		
2	NGOU Pok Man	MAC	1994	27.65		
3	PEBLEY Jacob	USA	1993	27.05		
4	ZHANG Jiaqi	CHN	1992	27.02		
5	LINDAU Henrik	SWE	1990	27.03		
6	PAKNYS Ramunas	LTU	1991	27.44		
7	HAVALDAR Rohit Rajendra	IND	1989	27.68		
8	NAINAR Arvind	IND	1993	28.41		

Timing and Results provided by  TISSOT





Heat 5 of 8

Lane	Name	Country	Year of Birth	Qualifying Time	Time	Rank
1	VILCANS Pavels	LAT	1990	26.68		
2	VARVARUK Sergii	UKR	1994	26.57		
3	SCHNEIDERS Jean-Francois	LUX	1990	26.51		
4	TRIBUNTSOV Ralf	EST	1994	26.41		
5	HOCKIN Charles Daniel	PAR	1989	26.49		
6	DE VILLIERS David Cornelius	RSA	1993	26.57		
7	ASPINALL Kelly Branston	CAN	1989	26.61		
8	SUSHCHYK Volodymyr	UKR	1994	26.71		

Heat 6 of 8

Lane	Name	Country	Year of Birth	Qualifying Time	Time	Rank
1	MACOVEI Daniel	ROU	1992	26.20		
2	YANG Jungdoo	KOR	1991	25.83		
3	PEREIRO CARRIL Oscar	ESP	1991	25.37		
4	TREFFERS Benjami	AUS	1991	24.92		
5	BARNEA Guy	ISR	1987	25.16		
6	STASELOVICH Viktor	BLR	1994	25.68		
7	GAMBURG David	ISR	1993	26.00		
8	BENNET Ryan Michael	GBR	1990	26.28		

Heat 7 of 8

Lane	Name	Country	Year of Birth	Qualifying Time	Time	Rank
1	WOOD Russell Howard	CAN	1994	26.12		
2	SUDARTAWA I Gede Siman	INA	1994	25.69		
3	BONACCHI Niccolo	ITA	1994	25.35		
4	ARNAMNART Daniel	AUS	1989	24.83		
5	MELNIKOV Vitalii	RUS	1990	25.10		
6	WELLS James	USA	1992	25.59		
7	FISCHER Mark	GER	1992	25.99		
8	ZHELEV Martin	BUL	1988	26.26		

Heat 8 of 8

Lane	Name	Country	Year of Birth	Qualifying Time	Time	Rank
1	TADA Kuninori	JPN	1992	26.03		
2	ELLIS Richard	RSA	1987	25.69		
3	PIZZAMIGLIO Stefano	ITA	1991	25.33		
4	MOROZOV Vladimir	RUS	1992	24.80		
5	SANTI Fabio	BRA	1989	24.95		
6	HASEGAWA Junya	JPN	1993	25.52		
7	GLANIA Jan-Philip	GER	1988	25.92		
8	BADURA Martin	CZE	1989	26.23		

LEGEND

UR Universiade record      WR World record

Athlete FERNANDO Ashane added to the event. Event re-seeded.

Timing and Results provided by  TISSOT



## Results Summary


Итоговые результаты

EVENT NO. 19

	Record	Name	Country	Location	Date
WR	24.04	TANCOCK Liam	GBR	Rome (ITA)	2 AUG 2009
UR	24.63	KOGA Junya	JPN	Belgrade (SRB)	8 JUL 2009

### Heats

Rank	Heat	Lane	Name	Year of Birth	Country Code	R.T.	Time	Time Behind
1	7	3	BONACCHI Niccolo	1994	ITA	0.64	25.18	Q
2	6	4	TREFFERS Benjami	1991	AUS	0.62	25.26	0.08 Q
3	6	5	BARNEA Guy	1987	ISR	0.59	25.30	0.12 Q
4	8	4	MOROZOV Vladimir	1992	RUS	0.62	25.36	0.18 Q
5	8	3	PIZZAMIGLIO Stefano	1991	ITA	0.63	25.39	0.21 Q
6	7	4	ARNAMNART Daniel	1989	AUS	0.52	25.56	0.38 Q
7	8	5	SANTI Fabio	1989	BRA	0.63	25.67	0.49 Q
8	8	6	HASEGAWA Junya	1993	JPN	0.62	25.71	0.53 Q
9	7	2	SUDARTAWA I Gede Siman	1994	INA	0.59	25.73	0.55 Q
10	7	5	MELNIKOV Vitalii	1990	RUS	0.55	25.77	0.59 Q
11	4	3	PEBLEY Jacob	1993	USA	0.67	25.80	0.62 Q
12	8	7	GLANIA Jan-Philip	1988	GER	0.66	25.82	0.64 Q
13	6	3	PEREIRO CARRIL Oscar	1991	ESP	0.65	25.87	0.69 Q
14	7	6	WELLS James	1992	USA	0.58	25.94	0.76 Q
15	6	6	STASELOVICH Viktor	1994	BLR	0.66	25.97	0.79 Q
15	8	2	ELLIS Richard	1987	RSA	0.70	25.97	0.79 Q
17	5	4	TRIBUNTSOV Ralf	1994	EST	0.69	25.99	0.81
18	5	7	ASPINALL Kelly Branston	1989	CAN	0.69	26.00	0.82
19	6	7	GAMBURG David	1993	ISR	0.59	26.01	0.83
19	8	1	TADA Kuninori	1992	JPN	0.60	26.01	0.83
21	7	1	WOOD Russell Howard	1994	CAN	0.61	26.18	1.00
22	7	7	FISCHER Mark	1992	GER	0.66	26.39	1.21
23	6	8	BENNET Ryan Michael	1990	GBR	0.60	26.43	1.25
24	5	6	DE VILLIERS David Cornelius	1993	RSA	0.64	26.44	1.26
25	6	1	MACOVEI Daniel	1992	ROU	0.66	26.45	1.27
26	5	5	HOCKIN Charles Daniel	1989	PAR	0.62	26.51	1.33
26	8	8	BADURA Martin	1989	CZE	0.66	26.51	1.33
28	7	8	ZHELEV Martin	1988	BUL	0.60	26.52	1.34
29	6	2	YANG Jungdoo	1991	KOR	0.65	26.71	1.53
30	5	2	VARVARUK Sergii	1994	UKR	0.69	26.90	1.72
31	5	1	VILCANS Pavels	1990	LAT	0.61	27.05	1.87
32	5	3	SCHNEIDERS Jean-Francois	1990	LUX	0.62	27.06	1.88
33	1	4	LIN Shih-Chieh	1992	TPE	0.61	27.08	1.90
33	4	5	LINDAU Henrik	1990	SWE	0.64	27.08	1.90
35	4	6	PAKNYS Ramunas	1991	LTU	0.61	27.39	2.21
36	4	2	NGOU Pok Man	1994	MAC	0.64	27.57	2.39
37	4	4	ZHANG Jiaqi	1992	CHN	0.67	27.84	2.66
37	4	1	FEBO Jean-Baptiste	1992	SUI	0.75	27.84	2.66
39	4	7	HAVALDAR Rohit Rajendra	1989	IND	0.69	28.16	2.98
40	3	4	JURISOO Kristjan	1993	EST	0.64	28.21	3.03
41	3	5	CHEPISHEVSKI Gorazd	1993	MKD	0.59	28.23	3.05
42	3	2	CAMERON Donald	1989	SUI	0.72	28.58	3.40
43	3	8	SETHI Ervin	1993	SIN	0.63	28.65	3.47
44	3	3	YAU Ka Lam	1991	HKG	0.64	28.75	3.57
45	4	8	NAINAR Arvind	1993	IND	0.59	28.77	3.59
46	3	1	EMER Jairo	1995	AHO	0.64	29.01	3.83

Timing and Results provided by  TISSOT




Heats

Rank	Heat	Lane	Name	Year of Birth	Country Code	R.T.	Time	Time Behind
47	3	6	KOSTANYAN Aram	1995	ARM	0.56	<b>29.03</b>	3.85
48	2	7	LIM Zhi Cong	1987	SIN	0.59	<b>29.23</b>	4.05
49	3	7	BERINO Gian Daniel	1994	PHI	0.63	<b>29.83</b>	4.65
50	2	4	ZHANG Haidong	1993	CHN	0.61	<b>29.84</b>	4.66
51	1	3	SKHILADZE Tornike	1993	GEO	0.77	<b>29.91</b>	4.73
52	2	2	BELL Ian Leondy	1992	MAS	0.60	<b>30.56</b>	5.38
53	2	6	FERNANDO Ashane	1990	SRI	0.62	<b>31.08</b>	5.90
54	2	1	DELGERMUNKH Dashdavaa	1991	MGL	0.74	<b>33.31</b>	8.13
55	2	3	HANNA Tarek	1994	LIB	0.77	<b>34.15</b>	8.97
56	2	5	FERARIZA Randolfh	1994	PHI	0.85	<b>35.01</b>	9.83
	5	8	SUSHCHYK Volodymyr	1994	UKR		<b>DNS</b>	
	1	5	MTVRALASHVILI Giorgi	1992	GEO		<b>DSQ</b>	

LEGEND

**DNS** Did not start      **DSQ** Disqualified      **Q** Qualified for the next phase      **R.T.** Reaction time

Timing and Results provided by  **TISSOT**



## Results

Результаты

### EVENT NO. 19

	Record	Name	Country	Location	Date
<b>WR</b>	24.04	TANCOCK Liam	GBR	Rome (ITA)	2 AUG 2009
<b>UR</b>	24.63	KOGA Junya	JPN	Belgrade (SRB)	8 JUL 2009


#### Heat 1 of 8

Rank	Lane	Name	Country Code	R.T.	Time	Time Behind
1	4	LIN Shih-Chieh	TPE	0.61	<b>27.08</b>	
2	3	SKHILADZE Tornike	GEO	0.77	<b>29.91</b>	2.83
	5	MTVRALASHVILI Giorgi	GEO		<b>DSQ</b>	

#### LEGEND

**DSQ** Disqualified

**R.T.** Reaction time

Timing and Results provided by  **TISSOT**



## Results

Результаты

### EVENT NO. 19


	Record	Name	Country	Location	Date
<b>WR</b>	24.04	TANCOCK Liam	GBR	Rome (ITA)	2 AUG 2009
<b>UR</b>	24.63	KOGA Junya	JPN	Belgrade (SRB)	8 JUL 2009

#### Heat 2 of 8

Rank	Lane	Name	Country Code	R.T.	Time	Time Behind
1	7	LIM Zhi Cong	SIN	0.59	<b>29.23</b>	
2	4	ZHANG Haidong	CHN	0.61	<b>29.84</b>	0.61
3	2	BELL Ian Leondy	MAS	0.60	<b>30.56</b>	1.33
4	6	FERNANDO Ashane	SRI	0.62	<b>31.08</b>	1.85
5	1	DELGERMUNKH Dashdavaa	MGL	0.74	<b>33.31</b>	4.08
6	3	HANNA Tarek	LIB	0.77	<b>34.15</b>	4.92
7	5	FERARIZA Randolfh	PHI	0.85	<b>35.01</b>	5.78

#### LEGEND

R.T. Reaction time

Timing and Results provided by  **TISSOT**



## Results

Результаты

### EVENT NO. 19


	Record	Name	Country	Location	Date
<b>WR</b>	24.04	TANCOCK Liam	GBR	Rome (ITA)	2 AUG 2009
<b>UR</b>	24.63	KOGA Junya	JPN	Belgrade (SRB)	8 JUL 2009

#### Heat 3 of 8

Rank	Lane	Name	Country Code	R.T.	Time	Time Behind
1	4	JURISOO Kristjan	EST	0.64	<b>28.21</b>	
2	5	CHEPISHEVSKI Gorazd	MKD	0.59	<b>28.23</b>	0.02
3	2	CAMERON Donald	SUI	0.72	<b>28.58</b>	0.37
4	8	SETHI Ervin	SIN	0.63	<b>28.65</b>	0.44
5	3	YAU Ka Lam	HKG	0.64	<b>28.75</b>	0.54
6	1	EMER Jairo	AHO	0.64	<b>29.01</b>	0.80
7	6	KOSTANYAN Aram	ARM	0.56	<b>29.03</b>	0.82
8	7	BERINO Gian Daniel	PHI	0.63	<b>29.83</b>	1.62

#### LEGEND

R.T. Reaction time

Timing and Results provided by  **TISSOT**





## Results

Результаты

### EVENT NO. 19


	Record	Name	Country	Location	Date
<b>WR</b>	24.04	TANCOCK Liam	GBR	Rome (ITA)	2 AUG 2009
<b>UR</b>	24.63	KOGA Junya	JPN	Belgrade (SRB)	8 JUL 2009

#### Heat 4 of 8

Rank	Lane	Name	Country Code	R.T.	Time	Time Behind
1	3	PEBLEY Jacob	USA	0.67	<b>25.80</b>	
2	5	LINDAU Henrik	SWE	0.64	<b>27.08</b>	1.28
3	6	PAKNYS Ramunas	LTU	0.61	<b>27.39</b>	1.59
4	2	NGOU Pok Man	MAC	0.64	<b>27.57</b>	1.77
5	1	FEBO Jean-Baptiste	SUI	0.75	<b>27.84</b>	2.04
5	4	ZHANG Jiaqi	CHN	0.67	<b>27.84</b>	2.04
7	7	HAVALDAR Rohit Rajendra	IND	0.69	<b>28.16</b>	2.36
8	8	NAINAR Arvind	IND	0.59	<b>28.77</b>	2.97

#### LEGEND

R.T. Reaction time

Timing and Results provided by  **TISSOT**



## Results

Результаты

### EVENT NO. 19

	Record	Name	Country	Location	Date
<b>WR</b>	24.04	TANCOCK Liam	GBR	Rome (ITA)	2 AUG 2009
<b>UR</b>	24.63	KOGA Junya	JPN	Belgrade (SRB)	8 JUL 2009


#### Heat 5 of 8

Rank	Lane	Name	Country Code	R.T.	Time	Time Behind
1	4	TRIBUNTSOV Ralf	EST	0.69	<b>25.99</b>	
2	7	ASPINALL Kelly Branston	CAN	0.69	<b>26.00</b>	0.01
3	6	DE VILLIERS David Cornelius	RSA	0.64	<b>26.44</b>	0.45
4	5	HOCKIN Charles Daniel	PAR	0.62	<b>26.51</b>	0.52
5	2	VARVARUK Sergii	UKR	0.69	<b>26.90</b>	0.91
6	1	VILCANS Pavels	LAT	0.61	<b>27.05</b>	1.06
7	3	SCHNEIDERS Jean-Francois	LUX	0.62	<b>27.06</b>	1.07
	8	SUSHCHYK Volodymyr	UKR		<b>DNS</b>	

#### LEGEND

**DNS** Did not start

**R.T.** Reaction time

Timing and Results provided by  **TISSOT**



## Results

Результаты

### EVENT NO. 19


	Record	Name	Country	Location	Date
<b>WR</b>	24.04	TANCOCK Liam	GBR	Rome (ITA)	2 AUG 2009
<b>UR</b>	24.63	KOGA Junya	JPN	Belgrade (SRB)	8 JUL 2009

#### Heat 6 of 8

Rank	Lane	Name	Country Code	R.T.	Time	Time Behind
1	4	TREFFERS Benjami	AUS	0.62	<b>25.26</b>	
2	5	BARNEA Guy	ISR	0.59	<b>25.30</b>	0.04
3	3	PEREIRO CARRIL Oscar	ESP	0.65	<b>25.87</b>	0.61
4	6	STASELOVICH Viktor	BLR	0.66	<b>25.97</b>	0.71
5	7	GAMBURG David	ISR	0.59	<b>26.01</b>	0.75
6	8	BENNET Ryan Michael	GBR	0.60	<b>26.43</b>	1.17
7	1	MACOVEI Daniel	ROU	0.66	<b>26.45</b>	1.19
8	2	YANG Jungdoo	KOR	0.65	<b>26.71</b>	1.45

#### LEGEND

R.T. Reaction time

Timing and Results provided by  **TISSOT**



## Results

Результаты

### EVENT NO. 19


	Record	Name	Country	Location	Date
<b>WR</b>	24.04	TANCOCK Liam	GBR	Rome (ITA)	2 AUG 2009
<b>UR</b>	24.63	KOGA Junya	JPN	Belgrade (SRB)	8 JUL 2009

#### Heat 7 of 8

Rank	Lane	Name	Country Code	R.T.	Time	Time Behind
1	3	BONACCHI Niccolo	ITA	0.64	<b>25.18</b>	
2	4	ARNAMNART Daniel	AUS	0.52	<b>25.56</b>	0.38
3	2	SUDARTAWA I Gede Siman	INA	0.59	<b>25.73</b>	0.55
4	5	MELNIKOV Vitalii	RUS	0.55	<b>25.77</b>	0.59
5	6	WELLS James	USA	0.58	<b>25.94</b>	0.76
6	1	WOOD Russell Howard	CAN	0.61	<b>26.18</b>	1.00
7	7	FISCHER Mark	GER	0.66	<b>26.39</b>	1.21
8	8	ZHELEV Martin	BUL	0.60	<b>26.52</b>	1.34

#### LEGEND

R.T. Reaction time

Timing and Results provided by  **TISSOT**



## Results

Результаты

### EVENT NO. 19


	Record	Name	Country	Location	Date
<b>WR</b>	24.04	TANCOCK Liam	GBR	Rome (ITA)	2 AUG 2009
<b>UR</b>	24.63	KOGA Junya	JPN	Belgrade (SRB)	8 JUL 2009

#### Heat 8 of 8

Rank	Lane	Name	Country Code	R.T.	Time	Time Behind
1	4	MOROZOV Vladimir	RUS	0.62	<b>25.36</b>	
2	3	PIZZAMIGLIO Stefano	ITA	0.63	<b>25.39</b>	0.03
3	5	SANTI Fabio	BRA	0.63	<b>25.67</b>	0.31
4	6	HASEGAWA Junya	JPN	0.62	<b>25.71</b>	0.35
5	7	GLANIA Jan-Philip	GER	0.66	<b>25.82</b>	0.46
6	2	ELLIS Richard	RSA	0.70	<b>25.97</b>	0.61
7	1	TADA Kuninori	JPN	0.60	<b>26.01</b>	0.65
8	8	BADURA Martin	CZE	0.66	<b>26.51</b>	1.15

#### LEGEND

R.T. Reaction time

Timing and Results provided by  **TISSOT**



# Result Book

27th Summer Universiade in Kazan 2013



## Swimming

Men's 50m Backstroke Semifinals







## Start List

Стартовый список

### EVENT NO. 19

	Record	Name	Country	Location	Date
WR	24.04	TANCOCK Liam	GBR	Rome (ITA)	2 AUG 2009
UR	24.63	KOGA Junya	JPN	Belgrade (SRB)	8 JUL 2009

#### Semifinal 1 of 2

Lane	Name	Country	Year of Birth	Qualifying Time	Time	Rank
1	WELLS James	USA	1992	25.94		
2	MELNIKOV Vitalii	RUS	1990	25.77		
3	ARNAMNART Daniel	AUS	1989	25.56		
4	TREFFERS Benjami	AUS	1991	25.26		
5	MOROZOV Vladimir	RUS	1992	25.36		
6	HASEGAWA Junya	JPN	1993	25.71		
7	GLANIA Jan-Philip	GER	1988	25.82		
8	ELLIS Richard	RSA	1987	25.97		

#### Semifinal 2 of 2

Lane	Name	Country	Year of Birth	Qualifying Time	Time	Rank
1	PEREIRO CARRIL Oscar	ESP	1991	25.87		
2	SUDARTAWA I Gede Siman	INA	1994	25.73		
3	PIZZAMIGLIO Stefano	ITA	1991	25.39		
4	BONACCHI Niccolo	ITA	1994	25.18		
5	BARNEA Guy	ISR	1987	25.30		
6	SANTI Fabio	BRA	1989	25.67		
7	PEBLEY Jacob	USA	1993	25.80		
8	STASELOVICH Viktor	BLR	1994	25.97		


#### Reserves

Lane	Name	Country	Year of Birth	Qualifying Time	Time	Rank
	TRIBUNTSOV Ralf	EST	1994	25.99		
	ASPINALL Kelly Branston	CAN	1989	26.00		

#### LEGEND

UR Universiade record

WR World record

Timing and Results provided by  TISSOT



## Results Summary

Итоговые результаты

EVENT NO. 19


	Record	Name	Country	Location	Date
<b>WR</b>	24.04	TANCOCK Liam	GBR	Rome (ITA)	2 AUG 2009
<b>UR</b>	24.63	KOGA Junya	JPN	Belgrade (SRB)	8 JUL 2009

### Semifinals

Rank	Heat	Lane	Name	Year of Birth	Country Code	R.T.	Time	Time Behind	
1	1	5	MOROZOV Vladimir	1992	RUS	0.60	<b>24.88</b>		<b>Q</b>
2	2	3	PIZZAMIGLIO Stefano	1991	ITA	0.65	<b>24.96</b>	0.08	<b>Q</b>
3	1	4	TREFFERS Benjami	1991	AUS	0.58	<b>24.98</b>	0.10	<b>Q</b>
4	2	4	BONACCHI Niccolo	1994	ITA	0.61	<b>25.05</b>	0.17	<b>Q</b>
5	2	5	BARNEA Guy	1987	ISR	0.59	<b>25.32</b>	0.44	<b>Q</b>
6	1	6	HASEGAWA Junya	1993	JPN	0.59	<b>25.43</b>	0.55	<b>Q</b>
7	1	3	ARNAMNART Daniel	1989	AUS	0.54	<b>25.46</b>	0.58	<b>Q</b>
8	1	2	MELNIKOV Vitalii	1990	RUS	0.56	<b>25.49</b>	0.61	<b>Q</b>
9	2	1	PEREIRO CARRIL Oscar	1991	ESP	0.61	<b>25.57</b>	0.69	
10	2	2	SUDARTAWA I Gede Siman	1994	INA	0.57	<b>25.63</b>	0.75	
11	2	6	SANTI Fabio	1989	BRA	0.61	<b>25.69</b>	0.81	
12	1	7	GLANIA Jan-Philip	1988	GER	0.67	<b>25.73</b>	0.85	
13	2	8	STASELOVICH Viktor	1994	BLR	0.63	<b>25.79</b>	0.91	
14	1	1	WELLS James	1992	USA	0.60	<b>25.80</b>	0.92	
15	1	8	ELLIS Richard	1987	RSA	0.68	<b>25.81</b>	0.93	
16	2	7	PEBLEY Jacob	1993	USA	0.68	<b>25.85</b>	0.97	

#### LEGEND

**Q** Qualified for the next phase      **R.T.** Reaction time

Timing and Results provided by  **TISSOT**



## Results

Результаты

### EVENT NO. 19


	Record	Name	Country	Location	Date
<b>WR</b>	24.04	TANCOCK Liam	GBR	Rome (ITA)	2 AUG 2009
<b>UR</b>	24.63	KOGA Junya	JPN	Belgrade (SRB)	8 JUL 2009

#### Semifinal 1 of 2

Rank	Lane	Name	Country Code	R.T.	Time	Time Behind
1	5	MOROZOV Vladimir	RUS	0.60	<b>24.88</b>	
2	4	TREFFERS Benjami	AUS	0.58	<b>24.98</b>	0.10
3	6	HASEGAWA Junya	JPN	0.59	<b>25.43</b>	0.55
4	3	ARNAMNART Daniel	AUS	0.54	<b>25.46</b>	0.58
5	2	MELNIKOV Vitalii	RUS	0.56	<b>25.49</b>	0.61
6	7	GLANIA Jan-Philip	GER	0.67	<b>25.73</b>	0.85
7	1	WELLS James	USA	0.60	<b>25.80</b>	0.92
8	8	ELLIS Richard	RSA	0.68	<b>25.81</b>	0.93

#### LEGEND

R.T. Reaction time

Timing and Results provided by  **TISSOT**



## Results

Результаты

### EVENT NO. 19


	Record	Name	Country	Location	Date
<b>WR</b>	24.04	TANCOCK Liam	GBR	Rome (ITA)	2 AUG 2009
<b>UR</b>	24.63	KOGA Junya	JPN	Belgrade (SRB)	8 JUL 2009

#### Semifinal 2 of 2

Rank	Lane	Name	Country Code	R.T.	Time	Time Behind
1	3	PIZZAMIGLIO Stefano	ITA	0.65	<b>24.96</b>	
2	4	BONACCHI Niccolo	ITA	0.61	<b>25.05</b>	0.09
3	5	BARNEA Guy	ISR	0.59	<b>25.32</b>	0.36
4	1	PEREIRO CARRIL Oscar	ESP	0.61	<b>25.57</b>	0.61
5	2	SUDARTAWA I Gede Siman	INA	0.57	<b>25.63</b>	0.67
6	6	SANTI Fabio	BRA	0.61	<b>25.69</b>	0.73
7	8	STASELOVICH Viktor	BLR	0.63	<b>25.79</b>	0.83
8	7	PEBLEY Jacob	USA	0.68	<b>25.85</b>	0.89

#### LEGEND

R.T. Reaction time

Timing and Results provided by  **TISSOT**



# Result Book

27th Summer Universiade in Kazan 2013



## Swimming

Men's 50m Backstroke Final





## Start List

Стартовый список

### EVENT NO. 19

	Record	Name	Country	Location	Date
<b>WR</b>	24.04	TANCOCK Liam	GBR	Rome (ITA)	2 AUG 2009
<b>UR</b>	24.63	KOGA Junya	JPN	Belgrade (SRB)	8 JUL 2009

#### Final

Lane	Name	Country	Year of Birth	Qualifying Time	Time	Rank
1	ARNAMNART Daniel	AUS	1989	25.46		
2	BARNEA Guy	ISR	1987	25.32		
3	TREFFERS Benjami	AUS	1991	24.98		
4	MOROZOV Vladimir	RUS	1992	24.88		
5	PIZZAMIGLIO Stefano	ITA	1991	24.96		
6	BONACCHI Niccolo	ITA	1994	25.05		
7	HASEGAWA Junya	JPN	1993	25.43		
8	MELNIKOV Vitalii	RUS	1990	25.49		

#### Reserves

Lane	Name	Country	Year of Birth	Qualifying Time	Time	Rank
	PEREIRO CARRIL Oscar	ESP	1991	25.57		
	SUDARTAWA I Gede Siman	INA	1994	25.63		

#### LEGEND

**UR** Universiade record

**WR** World record

Timing and Results provided by **TISSOT**





## Results

Результаты

### EVENT NO. 19


	Record	Name	Country	Location	Date
<b>WR</b>	24.04	TANCOCK Liam	GBR	Rome (ITA)	2 AUG 2009
<b>UR</b>	24.63	KOGA Junya	JPN	Belgrade (SRB)	8 JUL 2009

### Final

Rank	Lane	Name	Country Code	R.T.	Time	Time Behind
1	3	TREFFERS Benjami	AUS	0.56	<b>24.86</b>	
2	4	MOROZOV Vladimir	RUS	0.56	<b>24.87</b>	0.01
3	5	PIZZAMIGLIO Stefano	ITA	0.60	<b>24.92</b>	0.06
4	6	BONACCHI Niccolo	ITA	0.59	<b>25.05</b>	0.19
5	2	BARNEA Guy	ISR	0.58	<b>25.25</b>	0.39
6	8	MELNIKOV Vitalii	RUS	0.53	<b>25.38</b>	0.52
7	1	ARNAMNART Daniel	AUS	0.49	<b>25.41</b>	0.55
8	7	HASEGAWA Junya	JPN	0.55	<b>25.65</b>	0.79

#### LEGEND

R.T. Reaction time

Timing and Results provided by  **TISSOT**



# Result Book

27th Summer Universiade in Kazan 2013



## Swimming

Men's 100m Backstroke





## Entry List by Event

Список заявок по дисциплинам


As of WED 10 JUL 2013

EVENT NO. 3

	Record	Split	Name	Country	Location	Date
<b>WR</b>	51.94	25.35	PEIRSOL Aaron	USA	Indianapolis (USA)	8 JUL 2009
<b>CR</b>	52.60	25.83	IRIE Ryosuke	JPN	Belgrade (SRB)	6 JUL 2009

Number of entries: **52**

Name	Country Code	Year of Birth	Location of Qualification	Date of Qualification	Qualifying Time
1 TREFFERS Benjami	AUS	1991			53.72
2 ARNAMNART Daniel	AUS	1989			54.05
3 SHIRAI Yuki	JPN	1989			54.13
4 BORISOV Vitaly	RUS	1990			54.33
5 PEBLEY Jacob	USA	1993			54.49
6 MELNIKOV Vitalii	RUS	1990			54.54
7 MILLI Matteo	ITA	1989			54.73
8 TADA Kuninori	JPN	1992			54.79
9 BENNET Ryan Michael	GBR	1990			54.79
10 SANTI Fabio	BRA	1989			54.85
11 RESS Eric	FRA	1990			54.94
12 BONACCHI Niccolo	ITA	1994			55.04
13 STASIULIS Benjamin	FRA	1986			55.14
14 TOUMARKIN Yakov	ISR	1992			55.14
15 SUDARTAWA I Gede Siman	INA	1994			55.30
16 GLANIA Jan-Philip	GER	1988			55.38
17 GAMBURG David	ISR	1993			55.40
18 WELLS James	USA	1992			55.47
19 WOOD Russell Howard	CAN	1994			55.50
20 ASPINALL Kelly Branston	CAN	1989			55.72
21 FISCHER Mark	GER	1992			56.04
22 STASELOVICH Viktor	BLR	1994			56.15
23 BADURA Martin	CZE	1989			56.19
24 ZHELEV Martin	BUL	1988			56.19
25 DE VILLIERS David Cornelius	RSA	1993			56.30
26 VARVARUK Sergii	UKR	1994			56.31
27 SCHNEIDERS Jean-Francois	LUX	1990			56.33
28 ELLIS Richard	RSA	1987			56.34
29 TRIBUNTSOV Ralf	EST	1994			56.57
30 HOCKIN Charles Daniel	PAR	1989			56.80
31 KRON Kristian	SWE	1992			56.84
32 MACOVEI Daniel	ROU	1992			56.93
33 VILCANS Pavels	LAT	1990			56.97
34 PEREIRO CARRIL Oscar	ESP	1991			57.41
35 PAKNYS Ramunas	LTU	1991			57.89
36 ZHANG Jiaqi	CHN	1992			58.09
37 KOSTANYAN Aram	ARM	1995			58.85
38 FEBO Jean-Baptiste	SUI	1992			58.92
39 NGOU Pok Man	MAC	1994			59.05
40 HAVALDAR Rohit Rajendra	IND	1989			59.80
41 MENON Ashwin	IND	1991			59.96
42 CHEUNG Kin Tat Kent	HKG	1992			59.97
43 CHEPISHEVSKI Gorazd	MKD	1993			1:00.02
44 CAMERON Donald	SUI	1989			1:00.18
45 BERINO Gian Daniel	PHI	1994			1:01.00
46 SCHERUEBL Markus	AUT	1992			1:01.11

Timing and Results provided by  **TISSOT**




Number of entries: **52**

Name	Country Code	Year of Birth	Location of Qualification	Date of Qualification	Qualifying Time
47 CHEN Hao	CHN	1994			1:02.00
48 EMER Jairo	AHO	1995			1:02.88
49 FERARIZA Randolph	PHI	1994			1:10.00
50 LIN Shih-Chieh	TPE	1992			
51 DELGERMUNKH Dashdavaa	MGL	1991			
52 MTRVALASHVILI Giorgi	GEO	1992			

**LEGEND**

**CR** Championship record

**WR** World record

Timing and Results provided by  **TISSOT**



## Medallists

Медалисты

Medal	Name	Country
GOLD	SHIRAI Yuki	JPN - Japan
SILVER	TREFFERS Benjami	AUS - Australia
BRONZE	PEBLEY Jacob	USA - United States Of America





# Result Book

27th Summer Universiade in Kazan 2013



## Swimming

Men's 100m Backstroke Preliminaries







## Start List

Стартовый список

### EVENT NO. 3

	Record	Split	Name	Country	Location	Date
WR	51.94	25.35	PEIRSOL Aaron	USA	Indianapolis (USA)	8 JUL 2009
CR	52.60	25.83	IRIE Ryosuke	JPN	Belgrade (SRB)	6 JUL 2009

#### Heat 1 of 7

Lane	Name	Country	Year of Birth	Qualifying Time	Time	Rank
3	DELGERMUNKH Dashdavaa	MGL	1991			
4	FERARIZA Randolph	PHI	1994	1:10.00		
5	LIN Shih-Chieh	TPE	1992			
6	MTVRALASHVILI Giorgi	GEO	1992			

#### Heat 2 of 7

Lane	Name	Country	Year of Birth	Qualifying Time	Time	Rank
1	CHEN Hao	CHN	1994	1:02.00		
2	BERINO Gian Daniel	PHI	1994	1:01.00		
3	CHEPISHEVSKI Gorazd	MKD	1993	1:00.02		
4	MENON Ashwin	IND	1991	59.96		
5	CHEUNG Kin Tat Kent	HKG	1992	59.97		
6	CAMERON Donald	SUI	1989	1:00.18		
7	SCHERUEBL Markus	AUT	1992	1:01.11		
8	EMER Jairo	AHO	1995	1:02.88		

#### Heat 3 of 7

Lane	Name	Country	Year of Birth	Qualifying Time	Time	Rank
1	NGOU Pok Man	MAC	1994	59.05		
2	KOSTANYAN Aram	ARM	1995	58.85		
3	PAKNYS Ramunas	LTU	1991	57.89		
4	VILCANS Pavels	LAT	1990	56.97		
5	PEREIRO CARRIL Oscar	ESP	1991	57.41		
6	ZHANG Jiaqi	CHN	1992	58.09		
7	FEBO Jean-Baptiste	SUI	1992	58.92		
8	HAVALDAR Rohit Rajendra	IND	1989	59.80		

#### Heat 4 of 7

Lane	Name	Country	Year of Birth	Qualifying Time	Time	Rank
1	KRON Kristian	SWE	1992	56.84		
2	TRIBUNTSOV Ralf	EST	1994	56.57		
3	SCHNEIDERS Jean-Francois	LUX	1990	56.33		
4	DE VILLIERS David Cornelius	RSA	1993	56.30		
5	VARVARUK Sergii	UKR	1994	56.31		
6	ELLIS Richard	RSA	1987	56.34		
7	HOCKIN Charles Daniel	PAR	1989	56.80		
8	MACOVEI Daniel	ROU	1992	56.93		



Heat 5 of 7

Lane	Name	Country	Year of Birth	Qualifying Time	Time	Rank
1	FISCHER Mark	GER	1992	56.04		
2	SUDARTAWA I Gede Siman	INA	1994	55.30		
3	BENNET Ryan Michael	GBR	1990	54.79		
4	SHIRAI Yuki	JPN	1989	54.13		
5	MELNIKOV Vitalii	RUS	1990	54.54		
6	BONACCHI Niccolo	ITA	1994	55.04		
7	WELLS James	USA	1992	55.47		
8	ZHELEV Martin	BUL	1988	56.19		

Heat 6 of 7


Lane	Name	Country	Year of Birth	Qualifying Time	Time	Rank
1	ASPINALL Kelly Branston	CAN	1989	55.72		
2	TOUMARKIN Yakov	ISR	1992	55.14		
3	TADA Kuninori	JPN	1992	54.79		
4	ARNAMNART Daniel	AUS	1989	54.05		
5	PEBLEY Jacob	USA	1993	54.49		
6	RESS Eric	FRA	1990	54.94		
7	GAMBURG David	ISR	1993	55.40		
8	BADURA Martin	CZE	1989	56.19		

Heat 7 of 7

Lane	Name	Country	Year of Birth	Qualifying Time	Time	Rank
1	WOOD Russell Howard	CAN	1994	55.50		
2	STASIULIS Benjamin	FRA	1986	55.14		
3	MILLI Matteo	ITA	1989	54.73		
4	TREFFERS Benjami	AUS	1991	53.72		
5	BORISOV Vitaly	RUS	1990	54.33		
6	SANTI Fabio	BRA	1989	54.85		
7	GLANIA Jan-Philip	GER	1988	55.38		
8	STASELOVICH Viktor	BLR	1994	56.15		

LEGEND

CR Championship record      WR World record

Timing and Results provided by  TISSOT



## Results Summary

Итоговые результаты

### EVENT NO. 3

	Record	Split	Name	Country	Location	Date
<b>WR</b>	51.94	25.35	PEIRSOL Aaron	USA	Indianapolis (USA)	8 JUL 2009
<b>UR</b>	52.60	25.83	IRIE Ryosuke	JPN	Belgrade (SRB)	6 JUL 2009

#### Heats

Rank	Heat	Lane	Name	Year of Birth	Country Code	R.T.	50m	Time	Time Behind
1	6	5	PEBLEY Jacob	1993	USA	0.67	26.37	<b>54.32</b> 27.95	Q
2	5	4	SHIRAI Yuki	1989	JPN	0.55	26.60	<b>54.34</b> 27.74	0.02 Q
3	5	5	MELNIKOV Vitalii	1990	RUS	0.55	26.57	<b>54.57</b> 28.00	0.25 Q
3	7	4	TREFFERS Benjami	1991	AUS	0.59	26.50	<b>54.57</b> 28.07	0.25 Q
5	6	4	ARNAMNART Daniel	1989	AUS	0.53	26.75	<b>54.76</b> 28.01	0.44 Q
6	6	3	TADA Kuninori	1992	JPN	0.60	26.52	<b>54.82</b> 28.30	0.50 Q
7	7	7	GLANIA Jan-Philip	1988	GER	0.65	26.55	<b>54.96</b> 28.41	0.64 Q
8	7	5	BORISOV Vitaly	1990	RUS	0.61	27.02	<b>55.01</b> 27.99	0.69 Q
9	7	2	STASIULIS Benjamin	1986	FRA	0.65	26.83	<b>55.32</b> 28.49	1.00 Q
10	5	3	BENNET Ryan Michael	1990	GBR	0.61	26.98	<b>55.35</b> 28.37	1.03 Q
11	6	6	RESS Eric	1990	FRA	0.68	27.17	<b>55.47</b> 28.30	1.15 Q
12	7	3	MILLI Matteo	1989	ITA	0.64	27.50	<b>55.51</b> 28.01	1.19 Q
13	7	1	WOOD Russell Howard	1994	CAN	0.61	26.99	<b>55.54</b> 28.55	1.22 Q
14	4	2	TRIBUNTSOV Ralf	1994	EST	0.68	27.14	<b>55.69</b> 28.55	1.37 Q
15	5	6	BONACCHI Niccolo	1994	ITA	0.67	26.87	<b>55.75</b> 28.88	1.43 Q
16	5	7	WELLS James	1992	USA	0.59	26.38	<b>55.83</b> 29.45	1.51 Q
17	5	1	FISCHER Mark	1992	GER	0.71	26.93	<b>55.86</b> 28.93	1.54
18	6	7	GAMBURG David	1993	ISR	0.58	27.41	<b>55.89</b> 28.48	1.57
19	7	6	SANTI Fabio	1989	BRA	0.63	26.98	<b>56.03</b> 29.05	1.71
20	4	6	ELLIS Richard	1987	RSA	0.74	27.20	<b>56.04</b> 28.84	1.72
21	6	2	TOUMARKIN Yakov	1992	ISR	0.73	27.19	<b>56.05</b> 28.86	1.73
22	6	1	ASPINALL Kelly Branston	1989	CAN	0.74	26.89	<b>56.24</b> 29.35	1.92
23	5	2	SUDARTAWA I Gede Siman	1994	INA	0.59	27.17	<b>56.25</b> 29.08	1.93
24	7	8	STASELOVICH Viktor	1994	BLR	0.68	27.14	<b>56.31</b> 29.17	1.99
25	6	8	BADURA Martin	1989	CZE	0.69	27.23	<b>56.44</b> 29.21	2.12

Timing and Results provided by  **TISSOT**



Heats

Rank	Heat	Lane	Name	Year of Birth	Country Code	R.T.	50m	Time	Time Behind
26	4	7	HOCKIN Charles Daniel	1989	PAR	0.64	27.44	<b>56.53</b> 29.09	2.21
27	4	4	DE VILLIERS David Cornelius	1993	RSA	0.66	27.45	<b>56.61</b> 29.16	2.29
28	3	5	PEREIRO CARRIL Oscar	1991	ESP	0.59	27.60	<b>56.93</b> 29.33	2.61
29	5	8	ZHELEV Martin	1988	BUL	0.58	27.24	<b>57.26</b> 30.02	2.94
30	4	5	VARVARUK Sergii	1994	UKR	0.70	27.67	<b>57.35</b> 29.68	3.03
31	1	5	LIN Shih-Chieh	1992	TPE	0.59	27.92	<b>57.43</b> 29.51	3.11
32	4	3	SCHNEIDERS Jean-Francois	1990	LUX	0.64	27.76	<b>57.46</b> 29.70	3.14
33	4	8	MACOVEI Daniel	1992	ROU	0.63	27.82	<b>57.66</b> 29.84	3.34
34	4	1	KRON Kristian	1992	SWE	0.71	27.84	<b>57.70</b> 29.86	3.38
35	3	3	PAKNYS Ramunas	1991	LTU	0.61	28.28	<b>58.12</b> 29.84	3.80
36	3	4	VILCANS Pavels	1990	LAT	0.63	28.01	<b>58.60</b> 30.59	4.28
37	3	1	NGOU Pok Man	1994	MAC	0.64	28.12	<b>58.91</b> 30.79	4.59
38	2	3	CHEPISHEVSKI Gorazd	1993	MKD	0.64	28.93	<b>59.94</b> 31.01	5.62
39	3	6	ZHANG Jiaqi	1992	CHN	0.61	28.11	<b>59.99</b> 31.88	5.67
40	2	5	CHEUNG Kin Tat Kent	1992	HKG	0.65	29.34	<b>1:00.11</b> 30.77	5.79
41	2	7	SCHERUEBL Markus	1992	AUT	0.65	29.14	<b>1:00.26</b> 31.12	5.94
42	2	4	MENON Ashwin	1991	IND	0.75	29.10	<b>1:00.28</b> 31.18	5.96
43	2	6	CAMERON Donald	1989	SUI	0.65	29.38	<b>1:00.45</b> 31.07	6.13
44	3	8	HAVALDAR Rohit Rajendra	1989	IND	0.74	29.58	<b>1:00.46</b> 30.88	6.14
45	3	7	FEBO Jean-Baptiste	1992	SUI	0.74	29.33	<b>1:00.73</b> 31.40	6.41
46	3	2	KOSTANYAN Aram	1995	ARM	0.62	29.77	<b>1:01.85</b> 32.08	7.53
47	2	1	CHEN Hao	1994	CHN	0.74	29.87	<b>1:03.16</b> 33.29	8.84
48	2	8	EMER Jairo	1995	AHO	0.68	30.61	<b>1:05.10</b> 34.49	10.78
49	1	6	MTVRALASHVILI Giorgi	1992	GEO	0.67	31.89	<b>1:07.01</b> 35.12	12.69
50	1	3	DELGERMUNKH Dashdavaa	1991	MGL	0.85	34.55	<b>1:12.13</b> 37.58	17.81
	1	4	FERARIZA Randolph	1994	PHI			<b>DNS</b>	
	2	2	BERINO Gian Daniel	1994	PHI			<b>DNS</b>	

LEGEND

DNS Did not start                      Q    Qualified for the next phase                      R.T.    Reaction time



## Results

Результаты

### EVENT NO. 3

	Record	Split	Name	Country	Location	Date
<b>WR</b>	51.94	25.35	PEIRSOL Aaron	USA	Indianapolis (USA)	8 JUL 2009
<b>UR</b>	52.60	25.83	IRIE Ryosuke	JPN	Belgrade (SRB)	6 JUL 2009


#### Heat 1 of 7

Rank	Lane	Name	Country Code	R.T.	50m	Time	Time Behind
1	5	LIN Shih-Chieh	TPE	0.59	(1) 27.92	<b>57.43</b> 29.51	
2	6	MTVRALASHVILI Giorgi	GEO	0.67	(2) 31.89	<b>1:07.01</b> 35.12	9.58
3	3	DELGERMUNKH Dashdavaa	MGL	0.85	(3) 34.55	<b>1:12.13</b> 37.58	14.70
	4	FERARIZA Randolfh	PHI			<b>DNS</b>	

#### LEGEND

**DNS** Did not start

**R.T.** Reaction time

Timing and Results provided by  **TISSOT**



## Results

Результаты

### EVENT NO. 3

	Record	Split	Name	Country	Location	Date
<b>WR</b>	51.94	25.35	PEIRSOL Aaron	USA	Indianapolis (USA)	8 JUL 2009
<b>UR</b>	52.60	25.83	IRIE Ryosuke	JPN	Belgrade (SRB)	6 JUL 2009


#### Heat 2 of 7

Rank	Lane	Name	Country Code	R.T.	50m	Time	Time Behind
1	3	CHEPISHEVSKI Gorazd	MKD	0.64	(1) 28.93	<b>59.94</b> 31.01	
2	5	CHEUNG Kin Tat Kent	HKG	0.65	(4) 29.34	<b>1:00.11</b> 30.77	0.17
3	7	SCHERUEBL Markus	AUT	0.65	(3) 29.14	<b>1:00.26</b> 31.12	0.32
4	4	MENON Ashwin	IND	0.75	(2) 29.10	<b>1:00.28</b> 31.18	0.34
5	6	CAMERON Donald	SUI	0.65	(5) 29.38	<b>1:00.45</b> 31.07	0.51
6	1	CHEN Hao	CHN	0.74	(6) 29.87	<b>1:03.16</b> 33.29	3.22
7	8	EMER Jairo	AHO	0.68	(7) 30.61	<b>1:05.10</b> 34.49	5.16
	2	BERINO Gian Daniel	PHI			<b>DNS</b>	

#### LEGEND

DNS Did not start

R.T. Reaction time

Timing and Results provided by  **TISSOT**





## Results

Результаты

### EVENT NO. 3

	Record	Split	Name	Country	Location	Date
<b>WR</b>	51.94	25.35	PEIRSOL Aaron	USA	Indianapolis (USA)	8 JUL 2009
<b>UR</b>	52.60	25.83	IRIE Ryosuke	JPN	Belgrade (SRB)	6 JUL 2009

#### Heat 3 of 7

Rank	Lane	Name	Country Code	R.T.	50m	Time	Time Behind
1	5	PEREIRO CARRIL Oscar	ESP	0.59	(1) 27.60	<b>56.93</b> 29.33	
2	3	PAKNYS Ramunas	LTU	0.61	(5) 28.28	<b>58.12</b> 29.84	1.19
3	4	VILCANS Pavels	LAT	0.63	(2) 28.01	<b>58.60</b> 30.59	1.67
4	1	NGOU Pok Man	MAC	0.64	(4) 28.12	<b>58.91</b> 30.79	1.98
5	6	ZHANG Jiaqi	CHN	0.61	(3) 28.11	<b>59.99</b> 31.88	3.06
6	8	HAVALDAR Rohit Rajendra	IND	0.74	(7) 29.58	<b>1:00.46</b> 30.88	3.53
7	7	FEBO Jean-Baptiste	SUI	0.74	(6) 29.33	<b>1:00.73</b> 31.40	3.80
8	2	KOSTANYAN Aram	ARM	0.62	(8) 29.77	<b>1:01.85</b> 32.08	4.92

#### LEGEND

R.T. Reaction time

Timing and Results provided by  **TISSOT**



## Results

Результаты

### EVENT NO. 3


	Record	Split	Name	Country	Location	Date
<b>WR</b>	51.94	25.35	PEIRSOL Aaron	USA	Indianapolis (USA)	8 JUL 2009
<b>UR</b>	52.60	25.83	IRIE Ryosuke	JPN	Belgrade (SRB)	6 JUL 2009

#### Heat 4 of 7

Rank	Lane	Name	Country Code	R.T.	50m	Time	Time Behind
1	2	TRIBUNTSOV Ralf	EST	0.68	(1) 27.14	<b>55.69</b> 28.55	
2	6	ELLIS Richard	RSA	0.74	(2) 27.20	<b>56.04</b> 28.84	0.35
3	7	HOCKIN Charles Daniel	PAR	0.64	(3) 27.44	<b>56.53</b> 29.09	0.84
4	4	DE VILLIERS David Cornelius	RSA	0.66	(4) 27.45	<b>56.61</b> 29.16	0.92
5	5	VARVARUK Sergii	UKR	0.70	(5) 27.67	<b>57.35</b> 29.68	1.66
6	3	SCHNEIDERS Jean-Francois	LUX	0.64	(6) 27.76	<b>57.46</b> 29.70	1.77
7	8	MACOVEI Daniel	ROU	0.63	(7) 27.82	<b>57.66</b> 29.84	1.97
8	1	KRON Kristian	SWE	0.71	(8) 27.84	<b>57.70</b> 29.86	2.01

#### LEGEND

R.T. Reaction time

Timing and Results provided by  **TISSOT**



## Results

Результаты

### EVENT NO. 3


	Record	Split	Name	Country	Location	Date
<b>WR</b>	51.94	25.35	PEIRSOL Aaron	USA	Indianapolis (USA)	8 JUL 2009
<b>UR</b>	52.60	25.83	IRIE Ryosuke	JPN	Belgrade (SRB)	6 JUL 2009

#### Heat 5 of 7

Rank	Lane	Name	Country Code	R.T.	50m	Time	Time Behind
1	4	SHIRAI Yuki	JPN	0.55	(3) 26.60	<b>54.34</b> 27.74	
2	5	MELNIKOV Vitalii	RUS	0.55	(2) 26.57	<b>54.57</b> 28.00	0.23
3	3	BENNET Ryan Michael	GBR	0.61	(6) 26.98	<b>55.35</b> 28.37	1.01
4	6	BONACCHI Niccolo	ITA	0.67	(4) 26.87	<b>55.75</b> 28.88	1.41
5	7	WELLS James	USA	0.59	(1) 26.38	<b>55.83</b> 29.45	1.49
6	1	FISCHER Mark	GER	0.71	(5) 26.93	<b>55.86</b> 28.93	1.52
7	2	SUDARTAWA I Gede Siman	INA	0.59	(7) 27.17	<b>56.25</b> 29.08	1.91
8	8	ZHELEV Martin	BUL	0.58	(8) 27.24	<b>57.26</b> 30.02	2.92

#### LEGEND

R.T. Reaction time

Timing and Results provided by  **TISSOT**



## Results

Результаты

### EVENT NO. 3


	Record	Split	Name	Country	Location	Date
<b>WR</b>	51.94	25.35	PEIRSOL Aaron	USA	Indianapolis (USA)	8 JUL 2009
<b>UR</b>	52.60	25.83	IRIE Ryosuke	JPN	Belgrade (SRB)	6 JUL 2009

#### Heat 6 of 7

Rank	Lane	Name	Country Code	R.T.	50m	Time	Time Behind
1	5	PEBLEY Jacob	USA	0.67	(1) 26.37	<b>54.32</b> 27.95	
2	4	ARNAMNART Daniel	AUS	0.53	(3) 26.75	<b>54.76</b> 28.01	0.44
3	3	TADA Kuninori	JPN	0.60	(2) 26.52	<b>54.82</b> 28.30	0.50
4	6	RESS Eric	FRA	0.68	(5) 27.17	<b>55.47</b> 28.30	1.15
5	7	GAMBURG David	ISR	0.58	(8) 27.41	<b>55.89</b> 28.48	1.57
6	2	TOUMARKIN Yakov	ISR	0.73	(6) 27.19	<b>56.05</b> 28.86	1.73
7	1	ASPINALL Kelly Branston	CAN	0.74	(4) 26.89	<b>56.24</b> 29.35	1.92
8	8	BADURA Martin	CZE	0.69	(7) 27.23	<b>56.44</b> 29.21	2.12

#### LEGEND

R.T. Reaction time

Timing and Results provided by  **TISSOT**



## Results

Результаты

### EVENT NO. 3


	Record	Split	Name	Country	Location	Date
<b>WR</b>	51.94	25.35	PEIRSOL Aaron	USA	Indianapolis (USA)	8 JUL 2009
<b>UR</b>	52.60	25.83	IRIE Ryosuke	JPN	Belgrade (SRB)	6 JUL 2009

#### Heat 7 of 7

Rank	Lane	Name	Country Code	R.T.	50m	Time	Time Behind
1	4	TREFFERS Benjami	AUS	0.59	(1) 26.50	<b>54.57</b> 28.07	
2	7	GLANIA Jan-Philip	GER	0.65	(2) 26.55	<b>54.96</b> 28.41	0.39
3	5	BORISOV Vitaly	RUS	0.61	(6) 27.02	<b>55.01</b> 27.99	0.44
4	2	STASIULIS Benjamin	FRA	0.65	(3) 26.83	<b>55.32</b> 28.49	0.75
5	3	MILLI Matteo	ITA	0.64	(8) 27.50	<b>55.51</b> 28.01	0.94
6	1	WOOD Russell Howard	CAN	0.61	(5) 26.99	<b>55.54</b> 28.55	0.97
7	6	SANTI Fabio	BRA	0.63	(4) 26.98	<b>56.03</b> 29.05	1.46
8	8	STASELOVICH Viktor	BLR	0.68	(7) 27.14	<b>56.31</b> 29.17	1.74

#### LEGEND

R.T. Reaction time

Timing and Results provided by  **TISSOT**



# Result Book

27th Summer Universiade in Kazan 2013



## Swimming

Men's 100m Backstroke Semifinals







## Start List

Стартовый список

### EVENT NO. 3

	Record	Split	Name	Country	Location	Date
WR	51.94	25.35	PEIRSOL Aaron	USA	Indianapolis (USA)	8 JUL 2009
UR	52.60	25.83	IRIE Ryosuke	JPN	Belgrade (SRB)	6 JUL 2009

#### Semifinal 1 of 2

Lane	Name	Country	Year of Birth	Qualifying Time	Time	Rank
1	TRIBUNTSOV Ralf	EST	1994	55.69		
2	BENNET Ryan Michael	GBR	1990	55.35		
3	TADA Kuninori	JPN	1992	54.82		
4	SHIRAI Yuki	JPN	1989	54.34		
5	TREFFERS Benjami	AUS	1991	54.57		
6	BORISOV Vitaly	RUS	1990	55.01		
7	MILLI Matteo	ITA	1989	55.51		
8	WELLS James	USA	1992	55.83		

#### Semifinal 2 of 2


Lane	Name	Country	Year of Birth	Qualifying Time	Time	Rank
1	WOOD Russell Howard	CAN	1994	55.54		
2	STASIULIS Benjamin	FRA	1986	55.32		
3	ARNAMNART Daniel	AUS	1989	54.76		
4	PEBLEY Jacob	USA	1993	54.32		
5	MELNIKOV Vitalii	RUS	1990	54.57		
6	GLANIA Jan-Philip	GER	1988	54.96		
7	RESS Eric	FRA	1990	55.47		
8	BONACCHI Niccolo	ITA	1994	55.75		

#### Reserves

Lane	Name	Country	Year of Birth	Qualifying Time	Time	Rank
	FISCHER Mark	GER	1992	55.86		
	GAMBURG David	ISR	1993	55.89		

#### LEGEND

UR World record

Timing and Results provided by  TISSOT



## Results Summary

Итоговые результаты

### EVENT NO. 3


	Record	Split	Name	Country	Location	Date
<b>WR</b>	51.94	25.35	PEIRSOL Aaron	USA	Indianapolis (USA)	8 JUL 2009
<b>UR</b>	52.60	25.83	IRIE Ryosuke	JPN	Belgrade (SRB)	6 JUL 2009

### Semifinals

Rank	Heat	Lane	Name	Year of Birth	Country Code	R.T.	50m	Time	Time Behind
1	1	4	SHIRAI Yuki	1989	JPN	0.53	26.32	<b>53.97</b> 27.65	Q
2	1	5	TREFFERS Benjami	1991	AUS	0.63	26.26	<b>54.10</b> 27.84	0.13 Q
3	2	4	PEBLEY Jacob	1993	USA	0.66	26.45	<b>54.14</b> 27.69	0.17 Q
4	2	5	MELNIKOV Vitalii	1990	RUS	0.54	26.42	<b>54.29</b> 27.87	0.32 Q
5	1	3	TADA Kuninori	1992	JPN	0.57	26.69	<b>54.51</b> 27.82	0.54 Q
6	1	6	BORISOV Vitaly	1990	RUS	0.56	26.79	<b>54.52</b> 27.73	0.55 Q
7	2	6	GLANIA Jan-Philip	1988	GER	0.64	26.70	<b>54.64</b> 27.94	0.67 Q
8	2	3	ARNAMNART Daniel	1989	AUS	0.49	26.18	<b>54.67</b> 28.49	0.70 Q
9	2	1	WOOD Russell Howard	1994	CAN	0.58	26.69	<b>54.86</b> 28.17	0.89
10	2	7	RESS Eric	1990	FRA	0.65	26.96	<b>55.07</b> 28.11	1.10
11	2	2	STASIULIS Benjamin	1986	FRA	0.64	26.54	<b>55.08</b> 28.54	1.11
12	1	7	MILLI Matteo	1989	ITA	0.60	26.56	<b>55.10</b> 28.54	1.13
13	1	1	TRIBUNTSOV Ralf	1994	EST	0.62	26.66	<b>55.26</b> 28.60	1.29
14	1	8	WELLS James	1992	USA	0.59	26.55	<b>55.32</b> 28.77	1.35
15	1	2	BENNET Ryan Michael	1990	GBR	0.56	26.62	<b>55.49</b> 28.87	1.52
16	2	8	BONACCHI Niccolo	1994	ITA	0.63	26.75	<b>55.67</b> 28.92	1.70

#### LEGEND

Q Qualified for the next phase R.T. Reaction time

Timing and Results provided by  TISSOT



## Results

Результаты

### EVENT NO. 3


	Record	Split	Name	Country	Location	Date
<b>WR</b>	51.94	25.35	PEIRSOL Aaron	USA	Indianapolis (USA)	8 JUL 2009
<b>UR</b>	52.60	25.83	IRIE Ryosuke	JPN	Belgrade (SRB)	6 JUL 2009

#### Semifinal 1 of 2

Rank	Lane	Name	Country Code	R.T.	50m	Time	Time Behind
1	4	SHIRAI Yuki	JPN	0.53	(2) 26.32	<b>53.97</b> 27.65	
2	5	TREFFERS Benjami	AUS	0.63	(1) 26.26	<b>54.10</b> 27.84	0.13
3	3	TADA Kuninori	JPN	0.57	(7) 26.69	<b>54.51</b> 27.82	0.54
4	6	BORISOV Vitaly	RUS	0.56	(8) 26.79	<b>54.52</b> 27.73	0.55
5	7	MILLI Matteo	ITA	0.60	(4) 26.56	<b>55.10</b> 28.54	1.13
6	1	TRIBUNTSOV Ralf	EST	0.62	(6) 26.66	<b>55.26</b> 28.60	1.29
7	8	WELLS James	USA	0.59	(3) 26.55	<b>55.32</b> 28.77	1.35
8	2	BENNET Ryan Michael	GBR	0.56	(5) 26.62	<b>55.49</b> 28.87	1.52

#### LEGEND

R.T. Reaction time

Timing and Results provided by  **TISSOT**



## Results

Результаты

### EVENT NO. 3


	Record	Split	Name	Country	Location	Date
<b>WR</b>	51.94	25.35	PEIRSOL Aaron	USA	Indianapolis (USA)	8 JUL 2009
<b>UR</b>	52.60	25.83	IRIE Ryosuke	JPN	Belgrade (SRB)	6 JUL 2009

#### Semifinal 2 of 2

Rank	Lane	Name	Country Code	R.T.	50m	Time	Time Behind
1	4	PEBLEY Jacob	USA	0.66	(3) 26.45	<b>54.14</b> 27.69	
2	5	MELNIKOV Vitalii	RUS	0.54	(2) 26.42	<b>54.29</b> 27.87	0.15
3	6	GLANIA Jan-Philip	GER	0.64	(6) 26.70	<b>54.64</b> 27.94	0.50
4	3	ARNAMNART Daniel	AUS	0.49	(1) 26.18	<b>54.67</b> 28.49	0.53
5	1	WOOD Russell Howard	CAN	0.58	(5) 26.69	<b>54.86</b> 28.17	0.72
6	7	RESS Eric	FRA	0.65	(8) 26.96	<b>55.07</b> 28.11	0.93
7	2	STASIULIS Benjamin	FRA	0.64	(4) 26.54	<b>55.08</b> 28.54	0.94
8	8	BONACCHI Niccolo	ITA	0.63	(7) 26.75	<b>55.67</b> 28.92	1.53

#### LEGEND

R.T. Reaction time

Timing and Results provided by  **TISSOT**



# Result Book

27th Summer Universiade in Kazan 2013



## Swimming

Men's 100m Backstroke Final





## Start List

Стартовый список

### EVENT NO. 3

	Record	Split	Name	Country	Location	Date
<b>WR</b>	51.94	25.35	PEIRSOL Aaron	USA	Indianapolis (USA)	8 JUL 2009
<b>UR</b>	52.60	25.83	IRIE Ryosuke	JPN	Belgrade (SRB)	6 JUL 2009

### Final

Lane	Name	Country	Year of Birth	Qualifying Time	Time	Rank
1	GLANIA Jan-Philip	GER	1988	54.64		
2	TADA Kuninori	JPN	1992	54.51		
3	PEBLEY Jacob	USA	1993	54.14		
4	SHIRAI Yuki	JPN	1989	53.97		
5	TREFFERS Benjami	AUS	1991	54.10		
6	MELNIKOV Vitalii	RUS	1990	54.29		
7	BORISOV Vitaly	RUS	1990	54.52		
8	ARNAMNART Daniel	AUS	1989	54.67		


### Reserves

Lane	Name	Country	Year of Birth	Qualifying Time	Time	Rank
	WOOD Russell Howard	CAN	1994	54.86		
	RESS Eric	FRA	1990	55.07		

### LEGEND

**UR** Universiade record

**WR** World record

Timing and Results provided by  **TISSOT**





## Results

Результаты

### EVENT NO. 3

	Record	Split	Name	Country	Location	Date
<b>WR</b>	51.94	25.35	PEIRSOL Aaron	USA	Indianapolis (USA)	8 JUL 2009
<b>UR</b>	52.60	25.83	IRIE Ryosuke	JPN	Belgrade (SRB)	6 JUL 2009

### Final

Rank	Lane	Name	Country Code	R.T.	50m	Time	Time Behind
1	4	SHIRAI Yuki	JPN	0.59	(1) 26.16	<b>53.70</b> 27.54	
2	5	TREFFERS Benjami	AUS	0.62	(2) 26.21	<b>53.76</b> 27.55	0.06
3	3	PEBLEY Jacob	USA	0.65	(2) 26.21	<b>54.11</b> 27.90	0.41
4	6	MELNIKOV Vitalii	RUS	0.59	(5) 26.42	<b>54.14</b> 27.72	0.44
5	7	BORISOV Vitaly	RUS	0.58	(5) 26.42	<b>54.51</b> 28.09	0.81
6	2	TADA Kuninori	JPN	0.64	(8) 26.79	<b>54.74</b> 27.95	1.04
7	8	ARNAMNART Daniel	AUS	0.46	(7) 26.57	<b>54.85</b> 28.28	1.15
8	1	GLANIA Jan-Philip	GER	0.71	(4) 26.39	<b>55.00</b> 28.61	1.30

#### LEGEND

R.T. Reaction time

Timing and Results provided by  **TISSOT**



# Result Book

27th Summer Universiade in Kazan 2013



## Swimming

Men's 200m Backstroke





## Medallists

Медалисты

Medal	Name	Country
GOLD	CONGER John	USA - United States Of America
SILVER	SHIRAI Yuki	JPN - Japan
BRONZE	PEBLEY Jacob	USA - United States Of America



# Result Book

27th Summer Universiade in Kazan 2013



## Swimming

Men's 200m Backstroke Preliminaries







## Start List

Стартовый список

### EVENT NO. 26

	Record	Splits			Name	Country	Location	Date
WR	1:51.92	26.52	54.90	1:23.30	PEIRSOL Aaron	USA	Rome (ITA)	31 JUL 2009
UR	1:54.13	26.74	55.81	1:25.21	IRIE Ryosuke	JPN	Belgrade (SRB)	10 JUL 2009

#### Heat 1 of 6

Lane	Name	Country	Year of Birth	Qualifying Time	Time	Rank
3	SHENGELIA Irakli	GEO	1994			
4	BERINO Gian Daniel	PHI	1994	2:15.00		
5	LIN Shih-Chieh	TPE	1992			

#### Heat 2 of 6

Lane	Name	Country	Year of Birth	Qualifying Time	Time	Rank
2	CHEPISHEVSKI Gorazd	MKD	1993	2:09.23		
3	CHEN Hao	CHN	1994	2:09.00		
4	NGOU Pok Man	MAC	1994	2:08.30		
5	PAKNYS Ramunas	LTU	1991	2:08.47		
6	HVALDAR Rohit Rajendra	IND	1989	2:09.11		
7	MENON Ashwin	IND	1991	2:10.07		

#### Heat 3 of 6

Lane	Name	Country	Year of Birth	Qualifying Time	Time	Rank
1	KOSTANYAN Aram	ARM	1995	2:07.50		
2	TUDOSE Constantin	ROU	1991	2:05.60		
3	SUVOROV Gleb	CAN	1992	2:05.09		
4	DE VILLIERS David Cornelius	RSA	1993	2:04.38		
5	XIE Jiale	CHN	1993	2:05.00		
6	BADURA Martin	CZE	1989	2:05.35		
7	HOCKIN Charles Daniel	PAR	1989	2:06.61		
8	CAMERON Donald	SUI	1989	2:07.65		

#### Heat 4 of 6

Lane	Name	Country	Year of Birth	Qualifying Time	Time	Rank
1	SUDARTAWA I Gede Siman	INA	1994	2:02.44		
2	GLANIA Jan-Philip	GER	1988	2:01.25		
3	STASIULIS Benjamin	FRA	1986	1:59.16		
4	MATSUBARA Hayate	JPN	1991	1:57.81		
5	CICCARESE Christopher	ITA	1990	1:58.86		
6	MALTSEV Dmitri	RUS	1993	2:00.81		
7	ZHELEV Martin	BUL	1988	2:01.95		
8	FISCHER Mark	GER	1992	2:03.51		



Heat 5 of 6

Lane	Name	Country	Year of Birth	Qualifying Time	Time	Rank
1	GAMBURG David	ISR	1993	2:02.30		
2	VARVARUK Sergii	UKR	1994	2:01.11		
3	ANCHIN Anton	RUS	1990	1:59.09		
4	PEBLEY Jacob	USA	1993	1:57.57		
5	BENNET Ryan Michael	GBR	1990	1:58.77		
6	KRON Kristian	SWE	1992	2:00.58		
7	SCHNEIDERS Jean-Francois	LUX	1990	2:01.71		
8	LYTVENOK Iegor	UKR	1993	2:03.10		


Heat 6 of 6

Lane	Name	Country	Year of Birth	Qualifying Time	Time	Rank
1	CHAMMAH Itai	ISR	1985	2:02.03		
2	WOOD Russell Howard	CAN	1994	2:01.01		
3	SANTI Fabio	BRA	1989	1:59.00		
4	CONGER John	USA	1994	1:57.20		
5	SHIRAI Yuki	JPN	1989	1:57.85		
6	RESS Eric	FRA	1990	1:59.26		
7	MILLI Matteo	ITA	1989	2:01.55		
8	ELLIS Richard	RSA	1987	2:02.97		

LEGEND

UR Universiade record

WR World record

Timing and Results provided by  TISSOT





## Results Summary


Итоговые результаты

EVENT NO. 26

	Record	Splits	Name	Country	Location	Date
WR	1:51.92	26.52 54.90 1:23.30	PEIRSOL Aaron	USA	Rome (ITA)	31 JUL 2009
UR	1:54.13	26.74 55.81 1:25.21	IRIE Ryosuke	JPN	Belgrade (SRB)	10 JUL 2009

### Heats

Rank	Heat	Lane	Name	Year of Birth	Country Code	R.T.	50m	100m	150m	Time	Time Behind
1	6	4	CONGER John	1994	USA	0.60	28.06	58.57	1:29.26	<b>1:58.87</b>	Q
								30.51	30.69	29.61	
2	6	5	SHIRAI Yuki	1989	JPN	0.58	28.13	58.43	1:28.93	<b>1:59.50</b>	0.63 Q
								30.30	30.50	30.57	
3	4	4	MATSUBARA Hayate	1991	JPN	0.52	28.52	58.44	1:29.00	<b>1:59.62</b>	0.75 Q
								29.92	30.56	30.62	
4	5	4	PEBLEY Jacob	1993	USA	0.70	28.32	59.39	1:30.58	<b>1:59.72</b>	0.85 Q
								31.07	31.19	29.14	
5	4	3	STASIULIS Benjamin	1986	FRA	0.69	28.52	59.15	1:29.85	<b>1:59.83</b>	0.96 Q
								30.63	30.70	29.98	
6	5	3	ANCHIN Anton	1990	RUS	0.78	28.63	59.56	1:30.71	<b>2:00.23</b>	1.36 Q
								30.93	31.15	29.52	
7	6	6	RESS Eric	1990	FRA	0.67	28.80	58.96	1:29.91	<b>2:00.49</b>	1.62 Q
								30.16	30.95	30.58	
8	5	5	BENNET Ryan Michael	1990	GBR	0.62	28.48	59.38	1:30.18	<b>2:00.82</b>	1.95 Q
								30.90	30.80	30.64	
9	4	5	CICCARESE Christopher	1990	ITA	0.62	28.48	59.31	1:30.73	<b>2:01.58</b>	2.71 Q
								30.83	31.42	30.85	
10	6	2	WOOD Russell Howard	1994	CAN	0.62	28.62	59.68	1:31.16	<b>2:02.02</b>	3.15 Q
								31.06	31.48	30.86	
11	6	1	CHAMMAH Itai	1985	ISR	0.62	28.78	59.98	1:31.55	<b>2:02.26</b>	3.39 Q
								31.20	31.57	30.71	
12	3	3	SUVOROV Gleb	1992	CAN	0.71	29.30	1:00.98	1:32.11	<b>2:02.58</b>	3.71 Q
								31.68	31.13	30.47	
13	6	8	ELLIS Richard	1987	RSA	0.72	28.62	1:00.09	1:32.02	<b>2:03.12</b>	4.25 Q
								31.47	31.93	31.10	
14	5	6	KRON Kristian	1992	SWE	0.74	29.23	1:00.32	1:31.85	<b>2:03.22</b>	4.35 Q
								31.09	31.53	31.37	
15	6	7	MILLI Matteo	1989	ITA	0.69	29.07	1:00.06	1:31.85	<b>2:03.27</b>	4.40 Q
								30.99	31.79	31.42	
16	3	7	HOCKIN Charles Daniel	1989	PAR	0.67	28.54	59.98	1:32.15	<b>2:03.45</b>	4.58 Q
								31.44	32.17	31.30	
17	4	6	MALTSEV Dmitri	1993	RUS	0.71	29.83	1:02.00	1:34.09	<b>2:03.71</b>	4.84
								32.17	32.09	29.62	
18	4	8	FISCHER Mark	1992	GER	0.68	28.56	1:00.01	1:32.24	<b>2:03.88</b>	5.01
								31.45	32.23	31.64	
19	5	2	VARVARUK Sergii	1994	UKR	0.72	28.99	59.58	1:31.19	<b>2:03.91</b>	5.04
								30.59	31.61	32.72	
20	6	3	SANTI Fabio	1989	BRA	0.61	28.56	59.59	1:31.71	<b>2:04.38</b>	5.51
								31.03	32.12	32.67	
21	1	5	LIN Shih-Chieh	1992	TPE	0.61	28.90	1:00.70	1:32.75	<b>2:04.54</b>	5.67
								31.80	32.05	31.79	
22	4	7	ZHELEV Martin	1988	BUL	0.62	29.22	1:00.65	1:32.71	<b>2:04.67</b>	5.80
								31.43	32.06	31.96	
23	5	8	LYTVENOK Iegor	1993	UKR	0.70	29.45	1:00.60	1:32.17	<b>2:04.77</b>	5.90
								31.15	31.57	32.60	
24	5	7	SCHNEIDERS Jean-Francois	1990	LUX	0.65	29.72	1:02.10	1:34.49	<b>2:05.25</b>	6.38
								32.38	32.39	30.76	
25	5	1	GAMBURG David	1993	ISR	0.69	28.84	59.90	1:32.07	<b>2:06.07</b>	7.20
								31.06	32.17	34.00	

Timing and Results provided by  TISSOT



Heats

Rank	Heat	Lane	Name	Year of Birth	Country Code	R.T.	50m	100m	150m	Time	Time Behind
26	4	1	SUDARTAWA I Gede Siman	1994	INA	0.60	29.31	1:00.66 31.35	1:32.93 32.27	<b>2:06.13</b> 33.20	7.26
27	3	5	XIE Jiale	1993	CHN	0.71	29.71	1:01.82 32.11	1:34.39 32.57	<b>2:06.35</b> 31.96	7.48
28	3	6	BADURA Martin	1989	CZE	0.71	28.98	1:00.99 32.01	1:34.35 33.36	<b>2:07.44</b> 33.09	8.57
29	3	4	DE VILLIERS David Cornelius	1993	RSA	0.63	29.35	1:01.17 31.82	1:34.52 33.35	<b>2:07.65</b> 33.13	8.78
30	3	2	TUDOSE Constantin	1991	ROU	0.75	30.08	1:02.72 32.64	1:35.72 33.00	<b>2:08.44</b> 32.72	9.57
31	2	6	HAVALDAR Rohit Rajendra	1989	IND	0.68	31.29	1:04.08 32.79	1:37.41 33.33	<b>2:09.64</b> 32.23	10.77
32	2	2	CHEPISHEVSKI Gorazd	1993	MKD	0.61	30.23	1:03.32 33.09	1:36.78 33.46	<b>2:09.73</b> 32.95	10.86
33	2	5	PAKNYS Ramunas	1991	LTU	0.60	30.35	1:03.27 32.92	1:36.50 33.23	<b>2:10.03</b> 33.53	11.16
34	2	7	MENON Ashwin	1991	IND	0.78	30.90	1:03.61 32.71	1:36.54 32.93	<b>2:10.23</b> 33.69	11.36
35	3	8	CAMERON Donald	1989	SUI	0.66	30.26	1:03.01 32.75	1:36.39 33.38	<b>2:10.64</b> 34.25	11.77
36	2	3	CHEN Hao	1994	CHN	0.65	30.67	1:04.20 33.53	1:37.36 33.16	<b>2:11.31</b> 33.95	12.44
37	2	4	NGOU Pok Man	1994	MAC	0.65	30.38	1:03.22 32.84	1:36.58 33.36	<b>2:12.39</b> 35.81	13.52
38	1	4	BERINO Gian Daniel	1994	PHI	0.64	31.79	1:06.42 34.63	1:41.65 35.23	<b>2:17.35</b> 35.70	18.48
39	3	1	KOSTANYAN Aram	1995	ARM	0.62	31.78	1:06.53 34.75	1:42.67 36.14	<b>2:18.57</b> 35.90	19.70
40	1	3	SHENGELIA Irakli	1994	GEO	0.81	32.63	1:08.14 35.51	1:45.12 36.98	<b>2:22.22</b> 37.10	23.35
	4	2	GLANIA Jan-Philip	1988	GER					<b>DNS</b>	

LEGEND

DNS Did not start                      Q    Qualified for the next phase                      R.T.    Reaction time



## Results

Результаты

### EVENT NO. 26


	Record	Splits			Name	Country	Location	Date
<b>WR</b>	1:51.92	26.52	54.90	1:23.30	PEIRSOL Aaron	USA	Rome (ITA)	31 JUL 2009
<b>UR</b>	1:54.13	26.74	55.81	1:25.21	IRIE Ryosuke	JPN	Belgrade (SRB)	10 JUL 2009

#### Heat 1 of 6

Rank	Lane	Name	Country Code	R.T.	50m	100m	150m	Time	Time Behind
1	5	LIN Shih-Chieh	TPE	0.61	(1) 28.90	(1) 1:00.70 31.80	(1) 1:32.75 32.05	<b>2:04.54</b> 31.79	
2	4	BERINO Gian Daniel	PHI	0.64	(2) 31.79	(2) 1:06.42 34.63	(2) 1:41.65 35.23	<b>2:17.35</b> 35.70	12.81
3	3	SHENGELIA Irakli	GEO	0.81	(3) 32.63	(3) 1:08.14 35.51	(3) 1:45.12 36.98	<b>2:22.22</b> 37.10	17.68

#### LEGEND

R.T. Reaction time

Timing and Results provided by  **TISSOT**



## Results

Результаты

### EVENT NO. 26


	Record	Splits			Name	Country	Location	Date
<b>WR</b>	1:51.92	26.52	54.90	1:23.30	PEIRSOL Aaron	USA	Rome (ITA)	31 JUL 2009
<b>UR</b>	1:54.13	26.74	55.81	1:25.21	IRIE Ryosuke	JPN	Belgrade (SRB)	10 JUL 2009

#### Heat 2 of 6

Rank	Lane	Name	Country Code	R.T.	50m	100m	150m	Time	Time Behind
1	6	HAVALDAR Rohit Rajendra	IND	0.68	(6) 31.29	(5) 1:04.08 32.79	(6) 1:37.41 33.33	<b>2:09.64</b> 32.23	
2	2	CHEPISHEVSKI Gorazd	MKD	0.61	(1) 30.23	(3) 1:03.32 33.09	(4) 1:36.78 33.46	<b>2:09.73</b> 32.95	0.09
3	5	PAKNYS Ramunas	LTU	0.60	(2) 30.35	(2) 1:03.27 32.92	(1) 1:36.50 33.23	<b>2:10.03</b> 33.53	0.39
4	7	MENON Ashwin	IND	0.78	(5) 30.90	(4) 1:03.61 32.71	(2) 1:36.54 32.93	<b>2:10.23</b> 33.69	0.59
5	3	CHEN Hao	CHN	0.65	(4) 30.67	(6) 1:04.20 33.53	(5) 1:37.36 33.16	<b>2:11.31</b> 33.95	1.67
6	4	NGOU Pok Man	MAC	0.65	(3) 30.38	(1) 1:03.22 32.84	(3) 1:36.58 33.36	<b>2:12.39</b> 35.81	2.75

#### LEGEND

R.T. Reaction time

Timing and Results provided by  **TISSOT**



## Results

Результаты

### EVENT NO. 26


	Record	Splits			Name	Country	Location	Date
<b>WR</b>	1:51.92	26.52	54.90	1:23.30	PEIRSOL Aaron	USA	Rome (ITA)	31 JUL 2009
<b>UR</b>	1:54.13	26.74	55.81	1:25.21	IRIE Ryosuke	JPN	Belgrade (SRB)	10 JUL 2009

#### Heat 3 of 6

Rank	Lane	Name	Country Code	R.T.	50m	100m	150m	Time	Time Behind
1	3	SUVOROV Gleb	CAN	0.71	(3) 29.30	(2) 1:00.98 31.68	(1) 1:32.11 31.13	<b>2:02.58</b>	
2	7	HOCKIN Charles Daniel	PAR	0.67	(1) 28.54	(1) 59.98 31.44	(2) 1:32.15 32.17	<b>2:03.45</b>	0.87
3	5	XIE Jiale	CHN	0.71	(5) 29.71	(5) 1:01.82 32.11	(4) 1:34.39 32.57	<b>2:06.35</b>	3.77
4	6	BADURA Martin	CZE	0.71	(2) 28.98	(3) 1:00.99 32.01	(3) 1:34.35 33.36	<b>2:07.44</b>	4.86
5	4	DE VILLIERS David Cornelius	RSA	0.63	(4) 29.35	(4) 1:01.17 31.82	(5) 1:34.52 33.35	<b>2:07.65</b>	5.07
6	2	TUDOSE Constantin	ROU	0.75	(6) 30.08	(6) 1:02.72 32.64	(6) 1:35.72 33.00	<b>2:08.44</b>	5.86
7	8	CAMERON Donald	SUI	0.66	(7) 30.26	(7) 1:03.01 32.75	(7) 1:36.39 33.38	<b>2:10.64</b>	8.06
8	1	KOSTANYAN Aram	ARM	0.62	(8) 31.78	(8) 1:06.53 34.75	(8) 1:42.67 36.14	<b>2:18.57</b>	15.99

#### LEGEND

R.T. Reaction time

Timing and Results provided by  TISSOT



## Results

Результаты

### EVENT NO. 26

	Record	Splits			Name	Country	Location	Date
<b>WR</b>	1:51.92	26.52	54.90	1:23.30	PEIRSOL Aaron	USA	Rome (ITA)	31 JUL 2009
<b>UR</b>	1:54.13	26.74	55.81	1:25.21	IRIE Ryosuke	JPN	Belgrade (SRB)	10 JUL 2009


#### Heat 4 of 6

Rank	Lane	Name	Country Code	R.T.	50m	100m	150m	Time	Time Behind
1	4	MATSUBARA Hayate	JPN	0.52	(2) 28.52	(1) 58.44 29.92	(1) 1:29.00 30.56	<b>1:59.62</b>	
2	3	STASIULIS Benjamin	FRA	0.69	(2) 28.52	(2) 59.15 30.63	(2) 1:29.85 30.70	<b>1:59.83</b>	0.21
3	5	CICCARESE Christopher	ITA	0.62	(1) 28.48	(3) 59.31 30.83	(3) 1:30.73 31.42	<b>2:01.58</b>	1.96
4	6	MALTSEV Dmitri	RUS	0.71	(7) 29.83	(7) 1:02.00 32.17	(7) 1:34.09 32.09	<b>2:03.71</b>	4.09
5	8	FISCHER Mark	GER	0.68	(4) 28.56	(4) 1:00.01 31.45	(4) 1:32.24 32.23	<b>2:03.88</b>	4.26
6	7	ZHELEV Martin	BUL	0.62	(5) 29.22	(5) 1:00.65 31.43	(5) 1:32.71 32.06	<b>2:04.67</b>	5.05
7	1	SUDARTAWA I Gede Siman	INA	0.60	(6) 29.31	(6) 1:00.66 31.35	(6) 1:32.93 32.27	<b>2:06.13</b>	6.51
	2	GLANIA Jan-Philip	GER					<b>DNS</b>	

#### LEGEND

DNS Did not start

R.T. Reaction time

Timing and Results provided by  **TISSOT**





## Results

Результаты

### EVENT NO. 26

	Record	Splits			Name	Country	Location	Date
<b>WR</b>	1:51.92	26.52	54.90	1:23.30	PEIRSOL Aaron	USA	Rome (ITA)	31 JUL 2009
<b>UR</b>	1:54.13	26.74	55.81	1:25.21	IRIE Ryosuke	JPN	Belgrade (SRB)	10 JUL 2009

#### Heat 5 of 6

Rank	Lane	Name	Country Code	R.T.	50m	100m	150m	Time	Time Behind
1	4	<b>PEBLEY Jacob</b>	USA	0.70	(1) 28.32	(2) 59.39 31.07	(2) 1:30.58 31.19	<b>1:59.72</b> 29.14	
2	3	<b>ANCHIN Anton</b>	RUS	0.78	(3) 28.63	(3) 59.56 30.93	(3) 1:30.71 31.15	<b>2:00.23</b> 29.52	0.51
3	5	<b>BENNET Ryan Michael</b>	GBR	0.62	(2) 28.48	(1) 59.38 30.90	(1) 1:30.18 30.80	<b>2:00.82</b> 30.64	1.10
4	6	<b>KRON Kristian</b>	SWE	0.74	(6) 29.23	(6) 1:00.32 31.09	(5) 1:31.85 31.53	<b>2:03.22</b> 31.37	3.50
5	2	<b>VARVARUK Sergii</b>	UKR	0.72	(5) 28.99	(4) 59.58 30.59	(4) 1:31.19 31.61	<b>2:03.91</b> 32.72	4.19
6	8	<b>LYTVENOK Igor</b>	UKR	0.70	(7) 29.45	(7) 1:00.60 31.15	(7) 1:32.17 31.57	<b>2:04.77</b> 32.60	5.05
7	7	<b>SCHNEIDERS Jean-Francois</b>	LUX	0.65	(8) 29.72	(8) 1:02.10 32.38	(8) 1:34.49 32.39	<b>2:05.25</b> 30.76	5.53
8	1	<b>GAMBURG David</b>	ISR	0.69	(4) 28.84	(5) 59.90 31.06	(6) 1:32.07 32.17	<b>2:06.07</b> 34.00	6.35

#### LEGEND

R.T. Reaction time

Timing and Results provided by  **TISSOT**



## Results

Результаты

### EVENT NO. 26


	Record	Splits			Name	Country	Location	Date
WR	1:51.92	26.52	54.90	1:23.30	PEIRSOL Aaron	USA	Rome (ITA)	31 JUL 2009
UR	1:54.13	26.74	55.81	1:25.21	IRIE Ryosuke	JPN	Belgrade (SRB)	10 JUL 2009

#### Heat 6 of 6

Rank	Lane	Name	Country Code	R.T.	50m	100m	150m	Time	Time Behind
1	4	CONGER John	USA	0.60	(1) 28.06	(2) 58.57 30.51	(2) 1:29.26 30.69	<b>1:58.87</b>	
2	5	SHIRAI Yuki	JPN	0.58	(2) 28.13	(1) 58.43 30.30	(1) 1:28.93 30.50	<b>1:59.50</b>	0.63
3	6	RESS Eric	FRA	0.67	(7) 28.80	(3) 58.96 30.16	(3) 1:29.91 30.95	<b>2:00.49</b>	1.62
4	2	WOOD Russell Howard	CAN	0.62	(4) 28.62	(5) 59.68 31.06	(4) 1:31.16 31.48	<b>2:02.02</b>	3.15
5	1	CHAMMAH Itai	ISR	0.62	(6) 28.78	(6) 59.98 31.20	(5) 1:31.55 31.57	<b>2:02.26</b>	3.39
6	8	ELLIS Richard	RSA	0.72	(4) 28.62	(8) 1:00.09 31.47	(8) 1:32.02 31.93	<b>2:03.12</b>	4.25
7	7	MILLI Matteo	ITA	0.69	(8) 29.07	(7) 1:00.06 30.99	(7) 1:31.85 31.79	<b>2:03.27</b>	4.40
8	3	SANTI Fabio	BRA	0.61	(3) 28.56	(4) 59.59 31.03	(6) 1:31.71 32.12	<b>2:04.38</b>	5.51

#### LEGEND

R.T. Reaction time

Timing and Results provided by  TISSOT



# Result Book

27th Summer Universiade in Kazan 2013



## Swimming

Men's 200m Backstroke Semifinals





## Start List

Стартовый список

### EVENT NO. 26

	Record	Splits			Name	Country	Location	Date
WR	1:51.92	26.52	54.90	1:23.30	PEIRSOL Aaron	USA	Rome (ITA)	31 JUL 2009
UR	1:54.13	26.74	55.81	1:25.21	IRIE Ryosuke	JPN	Belgrade (SRB)	10 JUL 2009

#### Semifinal 1 of 2

Lane	Name	Country	Year of Birth	Qualifying Time	Time	Rank
1	KRON Kristian	SWE	1992	2:03.22		
2	WOOD Russell Howard	CAN	1994	2:02.02		
3	ANCHIN Anton	RUS	1990	2:00.23		
4	SHIRAI Yuki	JPN	1989	1:59.50		
5	PEBLEY Jacob	USA	1993	1:59.72		
6	BENNET Ryan Michael	GBR	1990	2:00.82		
7	SUVOROV Gleb	CAN	1992	2:02.58		
8	HOCKIN Charles Daniel	PAR	1989	2:03.45		

#### Semifinal 2 of 2

Lane	Name	Country	Year of Birth	Qualifying Time	Time	Rank
1	ELLIS Richard	RSA	1987	2:03.12		
2	CICCARESE Christopher	ITA	1990	2:01.58		
3	STASIULIS Benjamin	FRA	1986	1:59.83		
4	CONGER John	USA	1994	1:58.87		
5	MATSUBARA Hayate	JPN	1991	1:59.62		
6	RESS Eric	FRA	1990	2:00.49		
7	CHAMMAH Itai	ISR	1985	2:02.26		
8	MILLI Matteo	ITA	1989	2:03.27		


#### Reserves

Lane	Name	Country	Year of Birth	Qualifying Time	Time	Rank
	MALTSEV Dmitri	RUS	1993	2:03.71		
	FISCHER Mark	GER	1992	2:03.88		

#### LEGEND

UR Universiade record

WR World record

Timing and Results provided by  TISSOT



## Results Summary

Итоговые результаты

EVENT NO. 26


	Record	Splits			Name	Country	Location	Date
<b>WR</b>	1:51.92	26.52	54.90	1:23.30	PEIRSOL Aaron	USA	Rome (ITA)	31 JUL 2009
<b>UR</b>	1:54.13	26.74	55.81	1:25.21	IRIE Ryosuke	JPN	Belgrade (SRB)	10 JUL 2009

### Semifinals

Rank	Heat	Lane	Name	Year of Birth	Country Code	R.T.	50m	100m	150m	Time	Time Behind
1	1	4	SHIRAI Yuki	1989	JPN	0.58	27.92	57.33	1:27.16	<b>1:57.43</b>	Q
								29.41	29.83	30.27	
2	2	4	CONGER John	1994	USA	0.60	27.74	57.74	1:28.29	<b>1:57.82</b>	0.39 Q
								30.00	30.55	29.53	
3	1	5	PEBLEY Jacob	1993	USA	0.69	27.56	57.67	1:28.63	<b>1:58.71</b>	1.28 Q
								30.11	30.96	30.08	
4	2	6	RESS Eric	1990	FRA	0.63	28.63	58.45	1:28.92	<b>1:58.77</b>	1.34 Q
								29.82	30.47	29.85	
5	2	5	MATSUBARA Hayate	1991	JPN	0.50	28.05	58.00	1:28.37	<b>1:58.80</b>	1.37 Q
								29.95	30.37	30.43	
6	2	3	STASIULIS Benjamin	1986	FRA	0.66	27.97	58.44	1:29.10	<b>1:59.01</b>	1.58 Q
								30.47	30.66	29.91	
7	1	6	BENNET Ryan Michael	1990	GBR	0.60	27.99	58.15	1:28.82	<b>1:59.72</b>	2.29 Q
								30.16	30.67	30.90	
8	1	3	ANCHIN Anton	1990	RUS	0.77	28.59	59.04	1:29.55	<b>2:00.01</b>	2.58 Q
								30.45	30.51	30.46	
9	2	2	CICCARESE Christopher	1990	ITA	0.59	28.49	58.96	1:30.15	<b>2:00.98</b>	3.55
								30.47	31.19	30.83	
10	2	8	MILLI Matteo	1989	ITA	0.62	28.27	58.69	1:30.11	<b>2:01.41</b>	3.98
								30.42	31.42	31.30	
11	2	1	ELLIS Richard	1987	RSA	0.71	28.62	59.59	1:31.03	<b>2:02.09</b>	4.66
								30.97	31.44	31.06	
12	1	2	WOOD Russell Howard	1994	CAN	0.65	28.63	59.61	1:31.02	<b>2:02.11</b>	4.68
								30.98	31.41	31.09	
13	2	7	CHAMMAH Itai	1985	ISR	0.61	29.11	1:00.53	1:32.04	<b>2:02.21</b>	4.78
								31.42	31.51	30.17	
14	1	7	SUVOROV Gleb	1992	CAN	0.72	28.96	1:00.41	1:31.84	<b>2:02.73</b>	5.30
								31.45	31.43	30.89	
15	1	1	KRON Kristian	1992	SWE	0.70	28.30	59.12	1:30.62	<b>2:02.96</b>	5.53
								30.82	31.50	32.34	
16	1	8	HOCKIN Charles Daniel	1989	PAR	0.63	28.54	59.89	1:32.31	<b>2:03.99</b>	6.56
								31.35	32.42	31.68	

#### LEGEND

Q Qualified for the next phase R.T. Reaction time

Timing and Results provided by  TISSOT



## Results

Результаты

### EVENT NO. 26


	Record	Splits			Name	Country	Location	Date
WR	1:51.92	26.52	54.90	1:23.30	PEIRSOL Aaron	USA	Rome (ITA)	31 JUL 2009
UR	1:54.13	26.74	55.81	1:25.21	IRIE Ryosuke	JPN	Belgrade (SRB)	10 JUL 2009

#### Semifinal 1 of 2

Rank	Lane	Name	Country Code	R.T.	50m	100m	150m	Time	Time Behind
1	4	SHIRAI Yuki	JPN	0.58	(2) 27.92	(1) 57.33 29.41	(1) 1:27.16 29.83	<b>1:57.43</b>	
2	5	PEBLEY Jacob	USA	0.69	(1) 27.56	(2) 57.67 30.11	(2) 1:28.63 30.96	<b>1:58.71</b>	1.28
3	6	BENNET Ryan Michael	GBR	0.60	(3) 27.99	(3) 58.15 30.16	(3) 1:28.82 30.67	<b>1:59.72</b>	2.29
4	3	ANCHIN Anton	RUS	0.77	(6) 28.59	(4) 59.04 30.45	(4) 1:29.55 30.51	<b>2:00.01</b>	2.58
5	2	WOOD Russell Howard	CAN	0.65	(7) 28.63	(6) 59.61 30.98	(6) 1:31.02 31.41	<b>2:02.11</b>	4.68
6	7	SUVOROV Gleb	CAN	0.72	(8) 28.96	(8) 1:00.41 31.45	(7) 1:31.84 31.43	<b>2:02.73</b>	5.30
7	1	KRON Kristian	SWE	0.70	(4) 28.30	(5) 59.12 30.82	(5) 1:30.62 31.50	<b>2:02.96</b>	5.53
8	8	HOCKIN Charles Daniel	PAR	0.63	(5) 28.54	(7) 59.89 31.35	(8) 1:32.31 32.42	<b>2:03.99</b>	6.56

#### LEGEND

R.T. Reaction time

Timing and Results provided by  TISSOT





## Results

Результаты

### EVENT NO. 26


	Record	Splits			Name	Country	Location	Date
<b>WR</b>	1:51.92	26.52	54.90	1:23.30	PEIRSOL Aaron	USA	Rome (ITA)	31 JUL 2009
<b>UR</b>	1:54.13	26.74	55.81	1:25.21	IRIE Ryosuke	JPN	Belgrade (SRB)	10 JUL 2009

#### Semifinal 2 of 2

Rank	Lane	Name	Country Code	R.T.	50m	100m	150m	Time	Time Behind
1	4	CONGER John	USA	0.60	(1) 27.74	(1) 57.74 30.00	(1) 1:28.29 30.55	<b>1:57.82</b>	
2	6	RESS Eric	FRA	0.63	(7) 28.63	(4) 58.45 29.82	(3) 1:28.92 30.47	<b>1:58.77</b>	0.95
3	5	MATSUBARA Hayate	JPN	0.50	(3) 28.05	(2) 58.00 29.95	(2) 1:28.37 30.37	<b>1:58.80</b>	0.98
4	3	STASIULIS Benjamin	FRA	0.66	(2) 27.97	(3) 58.44 30.47	(4) 1:29.10 30.66	<b>1:59.01</b>	1.19
5	2	CICCARESE Christopher	ITA	0.59	(5) 28.49	(6) 58.96 30.47	(6) 1:30.15 31.19	<b>2:00.98</b>	3.16
6	8	MILLI Matteo	ITA	0.62	(4) 28.27	(5) 58.69 30.42	(5) 1:30.11 31.42	<b>2:01.41</b>	3.59
7	1	ELLIS Richard	RSA	0.71	(6) 28.62	(7) 59.59 30.97	(7) 1:31.03 31.44	<b>2:02.09</b>	4.27
8	7	CHAMMAH Itai	ISR	0.61	(8) 29.11	(8) 1:00.53 31.42	(8) 1:32.04 31.51	<b>2:02.21</b>	4.39

#### LEGEND

R.T. Reaction time

Timing and Results provided by  **TISSOT**



# Result Book

27th Summer Universiade in Kazan 2013



## Swimming

Men's 200m Backstroke Final





## Start List

Стартовый список

### EVENT NO. 26

	Record	Splits			Name	Country	Location	Date
<b>WR</b>	1:51.92	26.52	54.90	1:23.30	PEIRSOL Aaron	USA	Rome (ITA)	31 JUL 2009
<b>UR</b>	1:54.13	26.74	55.81	1:25.21	IRIE Ryosuke	JPN	Belgrade (SRB)	10 JUL 2009

#### Final

Lane	Name	Country	Year of Birth	Qualifying Time	Time	Rank
1	<b>BENNET Ryan Michael</b>	GBR	1990	1:59.72		
2	<b>MATSUBARA Hayate</b>	JPN	1991	1:58.80		
3	<b>PEBLEY Jacob</b>	USA	1993	1:58.71		
4	<b>SHIRAI Yuki</b>	JPN	1989	1:57.43		
5	<b>CONGER John</b>	USA	1994	1:57.82		
6	<b>RESS Eric</b>	FRA	1990	1:58.77		
7	<b>STASIULIS Benjamin</b>	FRA	1986	1:59.01		
8	<b>ANCHIN Anton</b>	RUS	1990	2:00.01		


#### Reserves

Lane	Name	Country	Year of Birth	Qualifying Time	Time	Rank
	<b>CICCARESE Christopher</b>	ITA	1990	2:00.98		
	<b>MILLI Matteo</b>	ITA	1989	2:01.41		

#### LEGEND

**UR** Universiade record

**WR** World record

Timing and Results provided by  **TISSOT**



## Results

Результаты

### EVENT NO. 26


	Record	Splits			Name	Country	Location	Date
WR	1:51.92	26.52	54.90	1:23.30	PEIRSOL Aaron	USA	Rome (ITA)	31 JUL 2009
UR	1:54.13	26.74	55.81	1:25.21	IRIE Ryosuke	JPN	Belgrade (SRB)	10 JUL 2009

#### Final

Rank	Lane	Name	Country Code	R.T.	50m	100m	150m	Time	Time Behind
1	5	CONGER John	USA	0.59	(2) 27.64	(2) 56.89 29.25	(1) 1:26.56 29.67	<b>1:55.47</b>	
2	4	SHIRAI Yuki	JPN	0.54	(3) 27.72	(3) 57.18 29.46	(3) 1:26.78 29.60	<b>1:56.95</b>	1.48
3	3	PEBLEY Jacob	USA	0.69	(1) 27.15	(1) 56.28 29.13	(2) 1:26.76 30.48	<b>1:57.43</b>	1.96
4	2	MATSUBARA Hayate	JPN	0.48	(4) 27.76	(4) 57.58 29.82	(4) 1:27.71 30.13	<b>1:57.72</b>	2.25
5	6	RESS Eric	FRA	0.69	(8) 28.15	(8) 58.04 29.89	(5) 1:28.60 30.56	<b>1:58.83</b>	3.36
6	7	STASIULIS Benjamin	FRA	0.64	(5) 27.81	(7) 57.95 30.14	(8) 1:29.00 31.05	<b>1:59.25</b>	3.78
7	8	ANCHIN Anton	RUS	0.73	(7) 28.12	(6) 57.94 29.82	(7) 1:28.82 30.88	<b>1:59.47</b>	4.00
8	1	BENNET Ryan Michael	GBR	0.57	(6) 27.83	(5) 57.91 30.08	(6) 1:28.67 30.76	<b>1:59.80</b>	4.33

#### LEGEND

R.T. Reaction time

Timing and Results provided by  TISSOT





# Result Book

27th Summer Universiade in Kazan 2013



## Swimming

Men's 200m Individual Medley





## Medallists

Медалисты

Medal	Name	Country
GOLD	JAMES Justi	AUS - Australia
SILVER	FUJIMORI Hiromasa	JPN - Japan
BRONZE	TSUTSUMI Takahiro	JPN - Japan





# Result Book

27th Summer Universiade in Kazan 2013



## Swimming

Men's 200m Individual Medley Preliminaries





### Start List

Стартовый список

EVENT NO. 12

REVISED

11 JUL 07:48

	Record	Splits			Name	Country	Location	Date
WR	1:54.00	24.89	53.48	1:26.51	LOCHTE Ryan	USA	Shanghai (CHN)	28 JUL 2011
UR	1:57.58	25.18	55.46	1:29.18	VANDERKAAAY Alex	USA	Belgrade (SRB)	7 JUL 2009

#### Heat 1 of 6

Lane	Name	Country	Year of Birth	Qualifying Time	Time	Rank
2	MTVRALASHVILI Giorgi	GEO	1992			
3	GALEA Daniel	MLT	1993	2:23.77		
4	TIAN Xianghua	CHN	1991	2:16.00		
5	EMER Jairo	AHO	1995	2:18.06		
6	ERDENEBILEG Baymbasuren	MGL	1992			

#### Heat 2 of 6


Lane	Name	Country	Year of Birth	Qualifying Time	Time	Rank
1	NAINAR Arvind	IND	1993	2:14.92		
2	GIBSON Evante	BAH	1994	2:11.23		
3	GORDON GLASSFORD Matthew	NZL	1990	2:09.33		
4	DEL PINO Juan Manuel	MEX	1992	2:07.58		
5	JURJEVICIC Nejc	SLO	1993	2:09.07		
6	JURISOO Kristjan	EST	1993	2:10.84		
7	LAU Chun Leung Johnny	HKG	1991	2:13.42		
8	ALZATE Daniel	COL	1993	2:16.00		

#### Heat 3 of 6

Lane	Name	Country	Year of Birth	Qualifying Time	Time	Rank
1	GERCSAK Tamas	HUN	1991	2:07.20		
2	MEIER Christoph	LIE	1993	2:06.46		
3	SHNAIDER Yaniv	ISR	1987	2:06.02		
4	TUDOSE Constantin	ROU	1991	2:05.60		
5	XIE Jiale	CHN	1993	2:06.00		
6	DE VILLIERS David Cornelius	RSA	1993	2:06.09		
7	ZACZYNSKI Karol	POL	1991	2:06.48		
8	KRON Kristian	SWE	1992	2:07.54		

#### Heat 4 of 6

Lane	Name	Country	Year of Birth	Qualifying Time	Time	Rank
1	KOZLOVSKIJ Igor Georgij	LTU	1992	2:05.03		
2	SUVORAU Yury	BLR	1991	2:03.72		
3	PEDURAND Ganesh	FRA	1992	2:01.78		
4	TSUTSUMI Takahiro	JPN	1992	1:59.89		
5	WHITAKER Kyle	USA	1991	2:01.08		
6	LYTVENOK Iegor	UKR	1993	2:03.06		
7	SWEENEY Ayrton	RSA	1993	2:04.97		
8	SHULGA Oleksandr	UKR	1993	2:05.45		

Timing and Results provided by  TISSOT



Heat 5 of 6

Lane	Name	Country	Year of Birth	Qualifying Time	Time	Rank
1	WANG Yu-Lian	TPE	1994	2:05.00		
2	ROBLES Miguel Eduardo	MEX	1987	2:03.40		
3	LESTER Daniel	AUS	1990	2:01.27		
4	JAMES Justi	AUS	1992	1:59.64		
5	HINSHAW Adam	USA	1993	2:00.57		
6	PAGE Alec Thomas Hansen	CAN	1993	2:02.46		
7	PERSSON Erik	SWE	1994	2:04.71		
8	BIELBY Steven	CAN	1989	2:05.45		


Heat 6 of 6

Lane	Name	Country	Year of Birth	Qualifying Time	Time	Rank
1	HSU Chi-Chieh	TPE	1988	2:05.00		
2	PIZZAMIGLIO Stefano	ITA	1991	2:03.06		
3	ZHILIN Dmitry	RUS	1990	2:01.25		
4	TOUMARKIN Yakov	ISR	1992	1:59.63		
5	FUJIMORI Hiromasa	JPN	1991	1:59.90		
6	GORBUNOV Dmitrii	RUS	1991	2:02.31		
7	KARASEK David	SUI	1987	2:04.46		
8	DESPLANCHES Jeremy	SUI	1994	2:05.29		

LEGEND

UR Universiade record      WR World record

Athlete MEIER Christop added to the event. Event re-seeded.

Timing and Results provided by  TISSOT



## Results Summary


Итоговые результаты

EVENT NO. 12

	Record	Splits			Name	Country	Location	Date
<b>WR</b>	1:54.00	24.89	53.48	1:26.51	LOCHTE Ryan	USA	Shanghai (CHN)	28 JUL 2011
<b>UR</b>	1:57.58	25.18	55.46	1:29.18	VANDERKAAY Alex	USA	Belgrade (SRB)	7 JUL 2009

### Heats

Rank	Heat	Lane	Name	Year of Birth	Country Code	R.T.	50m	100m	150m	Time	Time Behind
1	4	5	WHITAKER Kyle	1991	USA	0.65	25.88	57.39	1:30.60	<b>1:59.53</b>	Q
								31.51	33.21	28.93	
2	6	5	FUJIMORI Hiromasa	1991	JPN	0.69	26.01	56.65	1:31.23	<b>2:00.42</b>	0.89 Q
								30.64	34.58	29.19	
3	5	4	JAMES Justi	1992	AUS	0.68	25.91	56.61	1:31.81	<b>2:02.20</b>	2.67 Q
								30.70	35.20	30.39	
4	5	5	HINSHAW Adam	1993	USA	0.64	25.73	57.28	1:33.25	<b>2:02.27</b>	2.74 Q
								31.55	35.97	29.02	
5	6	6	GORBUNOV Dmitrii	1991	RUS	0.76	26.01	57.65	1:32.62	<b>2:02.32</b>	2.79 Q
								31.64	34.97	29.70	
6	4	3	PEDURAND Ganesh	1992	FRA	0.63	26.55	58.78	1:33.45	<b>2:02.45</b>	2.92 Q
								32.23	34.67	29.00	
7	4	4	TSUTSUMI Takahiro	1992	JPN	0.67	25.57	56.40	1:32.08	<b>2:02.51</b>	2.98 Q
								30.83	35.68	30.43	
8	4	1	KOZLOVSKIJ Igor Georgij	1992	LTU	0.72	26.37	59.09	1:33.83	<b>2:03.00</b>	3.47 Q
								32.72	34.74	29.17	
9	5	6	PAGE Alec Thomas Hansen	1993	CAN	0.70	26.67	58.56	1:34.31	<b>2:03.14</b>	3.61 Q
								31.89	35.75	28.83	
10	6	2	PIZZAMIGLIO Stefano	1991	ITA	0.72	26.48	57.49	1:33.58	<b>2:03.53</b>	4.00 Q
								31.01	36.09	29.95	
11	5	3	LESTER Daniel	1990	AUS	0.65	25.50	57.07	1:33.23	<b>2:03.66</b>	4.13 Q
								31.57	36.16	30.43	
12	6	3	ZHILIN Dmitry	1990	RUS	0.73	26.41	58.57	1:33.84	<b>2:03.68</b>	4.15 Q
								32.16	35.27	29.84	
13	5	7	PERSSON Erik	1994	SWE	0.75	26.48	58.48	1:33.20	<b>2:03.75</b>	4.22 Q
								32.00	34.72	30.55	
14	6	8	DESPLANCHES Jeremy	1994	SUI	0.72	26.07	57.30	1:33.41	<b>2:03.90</b>	4.37 Q
								31.23	36.11	30.49	
15	3	1	GERCSAK Tamas	1991	HUN	0.72	25.85	58.80	1:33.44	<b>2:03.95</b>	4.42 Q
								32.95	34.64	30.51	
15	6	7	KARASEK David	1987	SUI	0.69	26.63	58.63	1:35.06	<b>2:03.95</b>	4.42 Q
								32.00	36.43	28.89	
17	5	8	BIELBY Steven	1989	CAN	0.66	26.45	58.58	1:35.01	<b>2:04.10</b>	4.57
								32.13	36.43	29.09	
18	4	7	SWEENEY Ayrton	1993	RSA	0.71	27.32	59.61	1:35.27	<b>2:04.32</b>	4.79
								32.29	35.66	29.05	
19	3	7	ZACZYNSKI Karol	1991	POL	0.76	26.09	57.51	1:34.33	<b>2:04.43</b>	4.90
								31.42	36.82	30.10	
20	4	6	LYTVENOK Igor	1993	UKR	0.76	26.39	57.67	1:35.01	<b>2:04.49</b>	4.96
								31.28	37.34	29.48	
21	6	4	TOUMARKIN Yakov	1992	ISR	0.68	26.27	56.88	1:34.35	<b>2:04.56</b>	5.03
								30.61	37.47	30.21	
22	5	2	ROBLES Miguel Eduardo	1987	MEX	0.73	26.88	57.83	1:35.12	<b>2:04.89</b>	5.36
								30.95	37.29	29.77	
23	4	2	SUVORAU Yury	1991	BLR	0.74	26.53	58.17	1:34.54	<b>2:05.57</b>	6.04
								31.64	36.37	31.03	
24	3	3	SHNAIDER Yaniv	1987	ISR	0.72	27.16	59.39	1:36.25	<b>2:06.16</b>	6.63
								32.23	36.86	29.91	
25	6	1	HSU Chi-Chieh	1988	TPE	0.68	26.22	58.60	1:36.06	<b>2:07.04</b>	7.51
								32.38	37.46	30.98	

Timing and Results provided by  TISSOT



Heats

Rank	Heat	Lane	Name	Year of Birth	Country Code	R.T.	50m	100m	150m	Time	Time Behind
26	3	8	KRON Kristian	1992	SWE	0.72	26.85	58.55	1:37.05	<b>2:07.29</b>	7.76
								31.70	38.50	30.24	
27	3	6	DE VILLIERS David Cornelius	1993	RSA	0.74	27.55	58.46	1:36.44	<b>2:07.89</b>	8.36
								30.91	37.98	31.45	
28	2	3	GORDON GLASSFORD Matthew	1990	NZL	0.78	28.29	1:03.40	1:37.82	<b>2:08.09</b>	8.56
								35.11	34.42	30.27	
29	2	4	DEL PINO Juan Manuel	1992	MEX	0.76	28.04	1:00.99	1:38.73	<b>2:08.90</b>	9.37
								32.95	37.74	30.17	
30	5	1	WANG Yu-Lian	1994	TPE	0.68	27.49	59.71	1:39.00	<b>2:08.94</b>	9.41
								32.22	39.29	29.94	
31	4	8	SHULGA Oleksandr	1993	UKR	0.72	26.23	1:01.11	1:39.17	<b>2:09.10</b>	9.57
								34.88	38.06	29.93	
32	2	6	JURISOO Kristjan	1993	EST	0.68	27.62	1:01.27	1:38.28	<b>2:09.29</b>	9.76
								33.65	37.01	31.01	
33	3	2	MEIER Christoph	1993	LIE	0.73	27.40	1:02.66	1:38.32	<b>2:09.72</b>	10.19
								35.26	35.66	31.40	
34	3	5	XIE Jiale	1993	CHN	0.77	28.69	1:01.60	1:40.99	<b>2:10.13</b>	10.60
								32.91	39.39	29.14	
35	2	5	JURJEVICIC Nejc	1993	SLO	0.65	28.13	1:01.02	1:39.85	<b>2:10.98</b>	11.45
								32.89	38.83	31.13	
36	3	4	TUDOSE Constantin	1991	ROU	0.80	28.54	1:02.12	1:40.38	<b>2:11.18</b>	11.65
								33.58	38.26	30.80	
37	2	7	LAU Chun Leung Johnny	1991	HKG	0.79	27.78	1:03.28	1:42.38	<b>2:14.42</b>	14.89
								35.50	39.10	32.04	
38	1	4	TIAN Xianghua	1991	CHN	0.90	28.92	1:03.80	1:44.95	<b>2:16.64</b>	17.11
								34.88	41.15	31.69	
39	2	2	GIBSON Evante	1994	BAH	0.68	28.31	1:04.34	1:46.17	<b>2:19.41</b>	19.88
								36.03	41.83	33.24	
40	2	8	ALZATE Daniel	1993	COL	0.74	29.00	1:06.35	1:46.23	<b>2:19.57</b>	20.04
								37.35	39.88	33.34	
41	2	1	NAINAR Arvind	1993	IND	0.68	28.32	1:03.66	1:46.88	<b>2:20.15</b>	20.62
								35.34	43.22	33.27	
42	1	3	GALEA Daniel	1993	MLT	0.71	28.97	1:11.46	1:51.47	<b>2:25.72</b>	26.19
								42.49	40.01	34.25	
43	1	6	ERDENEBILEG Baymbasuren	1992	MGL	0.79	31.01	1:13.38	1:57.11	<b>2:36.08</b>	36.55
								42.37	43.73	38.97	
	1	2	MTVRALASHVILI Giorgi	1992	GEO					<b>DNS</b>	
	1	5	EMER Jairo	1995	AHO					<b>DNS</b>	

LEGEND

DNS Did not start      Q Qualified for the next phase      R.T. Reaction time





## Results

Результаты

### EVENT NO. 12

	Record	Splits			Name	Country	Location	Date
<b>WR</b>	1:54.00	24.89	53.48	1:26.51	LOCHTE Ryan	USA	Shanghai (CHN)	28 JUL 2011
<b>UR</b>	1:57.58	25.18	55.46	1:29.18	VANDERKAAY Alex	USA	Belgrade (SRB)	7 JUL 2009


#### Heat 1 of 6

Rank	Lane	Name	Country Code	R.T.	50m	100m	150m	Time	Time Behind
1	4	TIAN Xianghua	CHN	0.90	(1) 28.92	(1) 1:03.80 34.88	(1) 1:44.95 41.15	<b>2:16.64</b> 31.69	
2	3	GALEA Daniel	MLT	0.71	(2) 28.97	(2) 1:11.46 42.49	(2) 1:51.47 40.01	<b>2:25.72</b> 34.25	9.08
3	6	ERDENEBILEG Baymbasuren	MGL	0.79	(3) 31.01	(3) 1:13.38 42.37	(3) 1:57.11 43.73	<b>2:36.08</b> 38.97	19.44
	2	MTVRALASHVILI Giorgi	GEO					<b>DNS</b>	
	5	EMER Jairo	AHO					<b>DNS</b>	

#### LEGEND

DNS Did not start

R.T. Reaction time

Timing and Results provided by  **TISSOT**





## Results

Результаты

### EVENT NO. 12

	Record	Splits			Name	Country	Location	Date
<b>WR</b>	1:54.00	24.89	53.48	1:26.51	LOCHTE Ryan	USA	Shanghai (CHN)	28 JUL 2011
<b>UR</b>	1:57.58	25.18	55.46	1:29.18	VANDERKAAY Alex	USA	Belgrade (SRB)	7 JUL 2009

#### Heat 2 of 6

Rank	Lane	Name	Country Code	R.T.	50m	100m	150m	Time	Time Behind
1	3	GORDON GLASSFORD Matthew	NZL	0.78	(5) 28.29	(5) 1:03.40 35.11	(1) 1:37.82 34.42	<b>2:08.09</b> 30.27	
2	4	DEL PINO Juan Manuel	MEX	0.76	(3) 28.04	(1) 1:00.99 32.95	(3) 1:38.73 37.74	<b>2:08.90</b> 30.17	0.81
3	6	JURISOO Kristjan	EST	0.68	(1) 27.62	(3) 1:01.27 33.65	(2) 1:38.28 37.01	<b>2:09.29</b> 31.01	1.20
4	5	JURJEVICIC Nejc	SLO	0.65	(4) 28.13	(2) 1:01.02 32.89	(4) 1:39.85 38.83	<b>2:10.98</b> 31.13	2.89
5	7	LAU Chun Leung Johnny	HKG	0.79	(2) 27.78	(4) 1:03.28 35.50	(5) 1:42.38 39.10	<b>2:14.42</b> 32.04	6.33
6	2	GIBSON Evante	BAH	0.68	(6) 28.31	(7) 1:04.34 36.03	(6) 1:46.17 41.83	<b>2:19.41</b> 33.24	11.32
7	8	ALZATE Daniel	COL	0.74	(8) 29.00	(8) 1:06.35 37.35	(7) 1:46.23 39.88	<b>2:19.57</b> 33.34	11.48
8	1	NAINAR Arvind	IND	0.68	(7) 28.32	(6) 1:03.66 35.34	(8) 1:46.88 43.22	<b>2:20.15</b> 33.27	12.06

#### LEGEND

R.T. Reaction time

Timing and Results provided by  **TISSOT**



## Results

Результаты

### EVENT NO. 12


	Record	Splits			Name	Country	Location	Date
<b>WR</b>	1:54.00	24.89	53.48	1:26.51	LOCHTE Ryan	USA	Shanghai (CHN)	28 JUL 2011
<b>UR</b>	1:57.58	25.18	55.46	1:29.18	VANDERKAAY Alex	USA	Belgrade (SRB)	7 JUL 2009

#### Heat 3 of 6

Rank	Lane	Name	Country Code	R.T.	50m	100m	150m	Time	Time Behind
1	1	<b>GERCSAK Tamas</b>	HUN	0.72	(1) 25.85	(4) 58.80 32.95	(1) 1:33.44 34.64	<b>2:03.95</b> 30.51	
2	7	<b>ZACZYNSKI Karol</b>	POL	0.76	(2) 26.09	(1) 57.51 31.42	(2) 1:34.33 36.82	<b>2:04.43</b> 30.10	0.48
3	3	<b>SHNAIDER Yaniv</b>	ISR	0.72	(4) 27.16	(5) 59.39 32.23	(3) 1:36.25 36.86	<b>2:06.16</b> 29.91	2.21
4	8	<b>KRON Kristian</b>	SWE	0.72	(3) 26.85	(3) 58.55 31.70	(5) 1:37.05 38.50	<b>2:07.29</b> 30.24	3.34
5	6	<b>DE VILLIERS David Cornelius</b>	RSA	0.74	(6) 27.55	(2) 58.46 30.91	(4) 1:36.44 37.98	<b>2:07.89</b> 31.45	3.94
6	2	<b>MEIER Christoph</b>	LIE	0.73	(5) 27.40	(8) 1:02.66 35.26	(6) 1:38.32 35.66	<b>2:09.72</b> 31.40	5.77
7	5	<b>XIE Jiale</b>	CHN	0.77	(8) 28.69	(6) 1:01.60 32.91	(8) 1:40.99 39.39	<b>2:10.13</b> 29.14	6.18
8	4	<b>TUDOSE Constantin</b>	ROU	0.80	(7) 28.54	(7) 1:02.12 33.58	(7) 1:40.38 38.26	<b>2:11.18</b> 30.80	7.23

#### LEGEND

R.T. Reaction time

Timing and Results provided by  **TISSOT**



## Results

Результаты

### EVENT NO. 12


	Record	Splits			Name	Country	Location	Date
<b>WR</b>	1:54.00	24.89	53.48	1:26.51	LOCHTE Ryan	USA	Shanghai (CHN)	28 JUL 2011
<b>UR</b>	1:57.58	25.18	55.46	1:29.18	VANDERKAAY Alex	USA	Belgrade (SRB)	7 JUL 2009

#### Heat 4 of 6

Rank	Lane	Name	Country Code	R.T.	50m	100m	150m	Time	Time Behind
1	5	WHITAKER Kyle	USA	0.65	(2) 25.88	(2) 57.39 31.51	(1) 1:30.60 33.21	<b>1:59.53</b> 28.93	
2	3	PEDURAND Ganesh	FRA	0.63	(7) 26.55	(5) 58.78 32.23	(3) 1:33.45 34.67	<b>2:02.45</b> 29.00	2.92
3	4	TSUTSUMI Takahiro	JPN	0.67	(1) 25.57	(1) 56.40 30.83	(2) 1:32.08 35.68	<b>2:02.51</b> 30.43	2.98
4	1	KOZLOVSKIJ Igor Georgij	LTU	0.72	(4) 26.37	(6) 59.09 32.72	(4) 1:33.83 34.74	<b>2:03.00</b> 29.17	3.47
5	7	SWEENEY Ayrton	RSA	0.71	(8) 27.32	(7) 59.61 32.29	(7) 1:35.27 35.66	<b>2:04.32</b> 29.05	4.79
6	6	LYTVENOK Iegor	UKR	0.76	(5) 26.39	(3) 57.67 31.28	(6) 1:35.01 37.34	<b>2:04.49</b> 29.48	4.96
7	2	SUVORAU Yury	BLR	0.74	(6) 26.53	(4) 58.17 31.64	(5) 1:34.54 36.37	<b>2:05.57</b> 31.03	6.04
8	8	SHULGA Oleksandr	UKR	0.72	(3) 26.23	(8) 1:01.11 34.88	(8) 1:39.17 38.06	<b>2:09.10</b> 29.93	9.57

#### LEGEND

R.T. Reaction time

Timing and Results provided by  **TISSOT**



## Results

Результаты

### EVENT NO. 12


	Record	Splits			Name	Country	Location	Date
<b>WR</b>	1:54.00	24.89	53.48	1:26.51	LOCHTE Ryan	USA	Shanghai (CHN)	28 JUL 2011
<b>UR</b>	1:57.58	25.18	55.46	1:29.18	VANDERKAAY Alex	USA	Belgrade (SRB)	7 JUL 2009

#### Heat 5 of 6

Rank	Lane	Name	Country Code	R.T.	50m	100m	150m	Time	Time Behind
1	4	<b>JAMES Justi</b>	AUS	0.68	(3) 25.91	(1) 56.61 30.70	(1) 1:31.81 35.20	<b>2:02.20</b> 30.39	
2	5	<b>HINSHAW Adam</b>	USA	0.64	(2) 25.73	(3) 57.28 31.55	(4) 1:33.25 35.97	<b>2:02.27</b> 29.02	0.07
3	6	<b>PAGE Alec Thomas Hansen</b>	CAN	0.70	(6) 26.67	(6) 58.56 31.89	(5) 1:34.31 35.75	<b>2:03.14</b> 28.83	0.94
4	3	<b>LESTER Daniel</b>	AUS	0.65	(1) 25.50	(2) 57.07 31.57	(3) 1:33.23 36.16	<b>2:03.66</b> 30.43	1.46
5	7	<b>PERSSON Erik</b>	SWE	0.75	(5) 26.48	(5) 58.48 32.00	(2) 1:33.20 34.72	<b>2:03.75</b> 30.55	1.55
6	8	<b>BIELBY Steven</b>	CAN	0.66	(4) 26.45	(7) 58.58 32.13	(6) 1:35.01 36.43	<b>2:04.10</b> 29.09	1.90
7	2	<b>ROBLES Miguel Eduardo</b>	MEX	0.73	(7) 26.88	(4) 57.83 30.95	(7) 1:35.12 37.29	<b>2:04.89</b> 29.77	2.69
8	1	<b>WANG Yu-Lian</b>	TPE	0.68	(8) 27.49	(8) 59.71 32.22	(8) 1:39.00 39.29	<b>2:08.94</b> 29.94	6.74

#### LEGEND

R.T. Reaction time

Timing and Results provided by  **TISSOT**



## Results

Результаты

### EVENT NO. 12


	Record	Splits			Name	Country	Location	Date
<b>WR</b>	1:54.00	24.89	53.48	1:26.51	LOCHTE Ryan	USA	Shanghai (CHN)	28 JUL 2011
<b>UR</b>	1:57.58	25.18	55.46	1:29.18	VANDERKAAY Alex	USA	Belgrade (SRB)	7 JUL 2009

#### Heat 6 of 6

Rank	Lane	Name	Country Code	R.T.	50m	100m	150m	Time	Time Behind
1	5	FUJIMORI Hiromasa	JPN	0.69	(1) 26.01	(1) 56.65 30.64	(1) 1:31.23 34.58	<b>2:00.42</b> 29.19	
2	6	GORBUNOV Dmitrii	RUS	0.76	(1) 26.01	(5) 57.65 31.64	(2) 1:32.62 34.97	<b>2:02.32</b> 29.70	1.90
3	2	PIZZAMIGLIO Stefano	ITA	0.72	(7) 26.48	(4) 57.49 31.01	(4) 1:33.58 36.09	<b>2:03.53</b> 29.95	3.11
4	3	ZHILIN Dmitry	RUS	0.73	(6) 26.41	(6) 58.57 32.16	(5) 1:33.84 35.27	<b>2:03.68</b> 29.84	3.26
5	8	DESPLANCHES Jeremy	SUI	0.72	(3) 26.07	(3) 57.30 31.23	(3) 1:33.41 36.11	<b>2:03.90</b> 30.49	3.48
6	7	KARASEK David	SUI	0.69	(8) 26.63	(8) 58.63 32.00	(7) 1:35.06 36.43	<b>2:03.95</b> 28.89	3.53
7	4	TOUMARKIN Yakov	ISR	0.68	(5) 26.27	(2) 56.88 30.61	(6) 1:34.35 37.47	<b>2:04.56</b> 30.21	4.14
8	1	HSU Chi-Chieh	TPE	0.68	(4) 26.22	(7) 58.60 32.38	(8) 1:36.06 37.46	<b>2:07.04</b> 30.98	6.62

#### LEGEND

R.T. Reaction time

Timing and Results provided by  **TISSOT**



# Result Book

27th Summer Universiade in Kazan 2013



## Swimming

Men's 200m Individual Medley Semifinals







## Start List

Стартовый список

### EVENT NO. 12

	Record	Splits			Name	Country	Location	Date
<b>WR</b>	1:54.00	24.89	53.48	1:26.51	LOCHTE Ryan	USA	Shanghai (CHN)	28 JUL 2011
<b>UR</b>	1:57.58	25.18	55.46	1:29.18	VANDERKAAY Alex	USA	Belgrade (SRB)	7 JUL 2009

#### Semifinal 1 of 2

Lane	Name	Country	Year of Birth	Qualifying Time	Time	Rank
1	DESPLANCHES Jeremy	SUI	1994	2:03.90		
2	PIZZAMIGLIO Stefano	ITA	1991	2:03.53		
3	PEDURAND Ganesh	FRA	1992	2:02.45		
4	FUJIMORI Hiromasa	JPN	1991	2:00.42		
5	HINSHAW Adam	USA	1993	2:02.27		
6	KOZLOVSKIJ Igor Georgij	LTU	1992	2:03.00		
7	ZHILIN Dmitry	RUS	1990	2:03.68		
8	KARASEK David	SUI	1987	2:03.95		

#### Semifinal 2 of 2

Lane	Name	Country	Year of Birth	Qualifying Time	Time	Rank
1	PERSSON Erik	SWE	1994	2:03.75		
2	PAGE Alec Thomas Hansen	CAN	1993	2:03.14		
3	GORBUNOV Dmitrii	RUS	1991	2:02.32		
4	WHITAKER Kyle	USA	1991	1:59.53		
5	JAMES Justi	AUS	1992	2:02.20		
6	TSUTSUMI Takahiro	JPN	1992	2:02.51		
7	LESTER Daniel	AUS	1990	2:03.66		
8	GERCSAK Tamas	HUN	1991	2:03.95		


#### Reserves

Lane	Name	Country	Year of Birth	Qualifying Time	Time	Rank
	BIELBY Steven	CAN	1989	2:04.10		
	SWEENEY Ayrton	RSA	1993	2:04.32		

#### LEGEND

UR Universiade record

WR World record

Timing and Results provided by  TISSOT



## Results Summary

Итоговые результаты

EVENT NO. 12

	Record	Splits			Name	Country	Location	Date
<b>WR</b>	1:54.00	24.89	53.48	1:26.51	LOCHTE Ryan	USA	Shanghai (CHN)	28 JUL 2011
<b>UR</b>	1:57.58	25.18	55.46	1:29.18	VANDERKAAAY Alex	USA	Belgrade (SRB)	7 JUL 2009

### Semifinals


Rank	Heat	Lane	Name	Year of Birth	Country Code	R.T.	50m	100m	150m	Time	Time Behind
1	1	4	FUJIMORI Hiromasa	1991	JPN	0.69	25.76	55.62	1:30.48	<b>1:59.28</b>	Q
								29.86	34.86	28.80	
2	2	5	JAMES Justi	1992	AUS	0.63	25.56	55.94	1:30.44	<b>2:00.00</b>	0.72 Q
								30.38	34.50	29.56	
3	2	4	WHITAKER Kyle	1991	USA	0.61	25.87	57.39	1:30.95	<b>2:00.03</b>	0.75 Q
								31.52	33.56	29.08	
4	2	6	TSUTSUMI Takahiro	1992	JPN	0.69	25.41	55.96	1:30.81	<b>2:00.59</b>	1.31 Q
								30.55	34.85	29.78	
5	2	7	LESTER Daniel	1990	AUS	0.65	25.44	56.57	1:31.95	<b>2:01.30</b>	2.02 Q
								31.13	35.38	29.35	
6	1	3	PEDURAND Ganesh	1992	FRA	0.57	26.37	58.25	1:32.56	<b>2:01.64</b>	2.36 Q
								31.88	34.31	29.08	
6	2	3	GORBUNOV Dmitrii	1991	RUS	0.72	25.77	57.19	1:32.10	<b>2:01.64</b>	2.36 Q
								31.42	34.91	29.54	
8	1	7	ZHILIN Dmitry	1990	RUS	0.73	25.79	56.78	1:32.85	<b>2:02.24</b>	2.96 Q
								30.99	36.07	29.39	
9	1	6	KOZLOVSKIJ Igor Georgij	1992	LTU	0.68	26.04	58.24	1:32.95	<b>2:02.37</b>	3.09
								32.20	34.71	29.42	
10	1	5	HINSHAW Adam	1993	USA	0.63	26.08	57.44	1:33.69	<b>2:02.52</b>	3.24
								31.36	36.25	28.83	
11	2	2	PAGE Alec Thomas Hansen	1993	CAN	0.65	26.23	57.84	1:33.92	<b>2:03.26</b>	3.98
								31.61	36.08	29.34	
12	2	8	GERCSAK Tamas	1991	HUN	0.68	25.99	58.36	1:33.19	<b>2:03.66</b>	4.38
								32.37	34.83	30.47	
13	2	1	PERSSON Erik	1994	SWE	0.71	26.81	59.05	1:33.92	<b>2:03.72</b>	4.44
								32.24	34.87	29.80	
14	1	1	DESPLANCHES Jeremy	1994	SUI	0.75	26.15	57.94	1:33.79	<b>2:04.10</b>	4.82
								31.79	35.85	30.31	
15	1	8	KARASEK David	1987	SUI	0.69	26.19	57.98	1:34.84	<b>2:05.47</b>	6.19
								31.79	36.86	30.63	
	1	2	PIZZAMIGLIO Stefano	1991	ITA					<b>DSQ</b>	

#### LEGEND

DSQ Disqualified

Q Qualified for the next phase

R.T. Reaction time

Timing and Results provided by  TISSOT



## Results

Результаты

### EVENT NO. 12

	Record	Splits			Name	Country	Location	Date
<b>WR</b>	1:54.00	24.89	53.48	1:26.51	LOCHTE Ryan	USA	Shanghai (CHN)	28 JUL 2011
<b>UR</b>	1:57.58	25.18	55.46	1:29.18	VANDERKAAY Alex	USA	Belgrade (SRB)	7 JUL 2009


#### Semifinal 1 of 2

Rank	Lane	Name	Country Code	R.T.	50m	100m	150m	Time	Time Behind
1	4	FUJIMORI Hiromasa	JPN	0.69	(1) 25.76	(1) 55.62 29.86	(1) 1:30.48 34.86	<b>1:59.28</b> 28.80	
2	3	PEDURAND Ganesh	FRA	0.57	(7) 26.37	(7) 58.25 31.88	(2) 1:32.56 34.31	<b>2:01.64</b> 29.08	2.36
3	7	ZHILIN Dmitry	RUS	0.73	(2) 25.79	(2) 56.78 30.99	(3) 1:32.85 36.07	<b>2:02.24</b> 29.39	2.96
4	6	KOZLOVSKIJ Igor Georgij	LTU	0.68	(3) 26.04	(6) 58.24 32.20	(4) 1:32.95 34.71	<b>2:02.37</b> 29.42	3.09
5	5	HINSHAW Adam	USA	0.63	(4) 26.08	(3) 57.44 31.36	(5) 1:33.69 36.25	<b>2:02.52</b> 28.83	3.24
6	1	DESPLANCHES Jeremy	SUI	0.75	(5) 26.15	(4) 57.94 31.79	(6) 1:33.79 35.85	<b>2:04.10</b> 30.31	4.82
7	8	KARASEK David	SUI	0.69	(6) 26.19	(5) 57.98 31.79	(7) 1:34.84 36.86	<b>2:05.47</b> 30.63	6.19
	2	PIZZAMIGLIO Stefano	ITA					<b>DSQ</b>	

#### LEGEND

DSQ Disqualified

R.T. Reaction time

Timing and Results provided by  **TISSOT**



## Results

Результаты

### EVENT NO. 12


	Record	Splits			Name	Country	Location	Date
<b>WR</b>	1:54.00	24.89	53.48	1:26.51	LOCHTE Ryan	USA	Shanghai (CHN)	28 JUL 2011
<b>UR</b>	1:57.58	25.18	55.46	1:29.18	VANDERKAAY Alex	USA	Belgrade (SRB)	7 JUL 2009

#### Semifinal 2 of 2

Rank	Lane	Name	Country Code	R.T.	50m	100m	150m	Time	Time Behind
1	5	JAMES Justi	AUS	0.63	(3) 25.56	(1) 55.94 30.38	(1) 1:30.44 34.50	<b>2:00.00</b> 29.56	
2	4	WHITAKER Kyle	USA	0.61	(5) 25.87	(5) 57.39 31.52	(3) 1:30.95 33.56	<b>2:00.03</b> 29.08	0.03
3	6	TSUTSUMI Takahiro	JPN	0.69	(1) 25.41	(2) 55.96 30.55	(2) 1:30.81 34.85	<b>2:00.59</b> 29.78	0.59
4	7	LESTER Daniel	AUS	0.65	(2) 25.44	(3) 56.57 31.13	(4) 1:31.95 35.38	<b>2:01.30</b> 29.35	1.30
5	3	GORBUNOV Dmitrii	RUS	0.72	(4) 25.77	(4) 57.19 31.42	(5) 1:32.10 34.91	<b>2:01.64</b> 29.54	1.64
6	2	PAGE Alec Thomas Hansen	CAN	0.65	(7) 26.23	(6) 57.84 31.61	(7) 1:33.92 36.08	<b>2:03.26</b> 29.34	3.26
7	8	GERCSAK Tamas	HUN	0.68	(6) 25.99	(7) 58.36 32.37	(6) 1:33.19 34.83	<b>2:03.66</b> 30.47	3.66
8	1	PERSSON Erik	SWE	0.71	(8) 26.81	(8) 59.05 32.24	(7) 1:33.92 34.87	<b>2:03.72</b> 29.80	3.72

#### LEGEND

R.T. Reaction time

Timing and Results provided by  **TISSOT**



# Result Book

27th Summer Universiade in Kazan 2013



## Swimming

Men's 200m Individual Medley Final





## Start List

Стартовый список

### EVENT NO. 12

	Record	Splits			Name	Country	Location	Date
<b>WR</b>	1:54.00	24.89	53.48	1:26.51	LOCHTE Ryan	USA	Shanghai (CHN)	28 JUL 2011
<b>UR</b>	1:57.58	25.18	55.46	1:29.18	VANDERKAAY Alex	USA	Belgrade (SRB)	7 JUL 2009

#### Final

Lane	Name	Country	Year of Birth	Qualifying Time	Time	Rank
1	GORBUNOV Dmitrii	RUS	1991	2:01.64		
2	LESTER Daniel	AUS	1990	2:01.30		
3	WHITAKER Kyle	USA	1991	2:00.03		
4	FUJIMORI Hiromasa	JPN	1991	1:59.28		
5	JAMES Justi	AUS	1992	2:00.00		
6	TSUTSUMI Takahiro	JPN	1992	2:00.59		
7	PEDURAND Ganesh	FRA	1992	2:01.64		
8	ZHILIN Dmitry	RUS	1990	2:02.24		


#### Reserves

Lane	Name	Country	Year of Birth	Qualifying Time	Time	Rank
	KOZLOVSKIJ Igor Georgij	LTU	1992	2:02.37		
	HINSHAW Adam	USA	1993	2:02.52		

#### LEGEND

**UR** Universiade record

**WR** World record

Timing and Results provided by  **TISSOT**





## Results

Результаты

### EVENT NO. 12

	Record	Splits			Name	Country	Location	Date
<b>WR</b>	1:54.00	24.89	53.48	1:26.51	LOCHTE Ryan	USA	Shanghai (CHN)	28 JUL 2011
<b>UR</b>	1:57.58	25.18	55.46	1:29.18	VANDERKAAY Alex	USA	Belgrade (SRB)	7 JUL 2009

#### Final

Rank	Lane	Name	Country Code	R.T.	50m	100m	150m	Time	Time Behind
1	5	JAMES Justi	AUS	0.64	(5) 25.72	(3) 55.95 30.23	(1) 1:29.80 33.85	<b>1:58.35</b> 28.55	
2	4	FUJIMORI Hiromasa	JPN	0.61	(3) 25.64	(1) 55.11 29.47	(2) 1:29.85 34.74	<b>1:58.76</b> 28.91	0.41
3	6	TSUTSUMI Takahiro	JPN	0.65	(1) 25.47	(2) 55.89 30.42	(3) 1:30.57 34.68	<b>1:59.54</b> 28.97	1.19
4	3	WHITAKER Kyle	USA	0.64	(7) 26.12	(7) 57.63 31.51	(5) 1:31.43 33.80	<b>2:00.42</b> 28.99	2.07
5	8	ZHILIN Dmitry	RUS	0.69	(4) 25.65	(4) 56.37 30.72	(4) 1:31.20 34.83	<b>2:01.13</b> 29.93	2.78
6	2	LESTER Daniel	AUS	0.65	(6) 25.76	(5) 56.82 31.06	(6) 1:32.11 35.29	<b>2:01.20</b> 29.09	2.85
7	1	GORBUNOV Dmitrii	RUS	0.75	(2) 25.52	(6) 56.89 31.37	(7) 1:32.12 35.23	<b>2:01.67</b> 29.55	3.32
8	7	PEDURAND Ganesh	FRA	0.58	(8) 26.23	(8) 58.35 32.12	(8) 1:33.07 34.72	<b>2:02.18</b> 29.11	3.83

#### LEGEND

R.T. Reaction time

Timing and Results provided by  TISSOT



# Result Book

27th Summer Universiade in Kazan 2013



## Swimming

Men's 400m Individual Medley





## Medallists

Медалисты

Medal	Name	Country
GOLD	WEISS Michael	USA - United States Of America
SILVER	FUJIMORI Takeharu	JPN - Japan
BRONZE	SMITH Lewis James Selkirk	GBR - Great Britain



# Result Book

27th Summer Universiade in Kazan 2013



## Swimming

Men's 400m Individual Medley Preliminaries







### Start List

Стартовый список

EVENT NO. 38

REVISED

11 JUL 07:46

	Record	Splits		Name	Country	Location	Date
WR	4:03.84	54.92	1:56.49	3:07.05 PHELPS Michael	USA	Beijing (CHN)	10 AUG 2008
UR	4:12.28	58.39	2:03.67	3:14.83 MATCZAK Mateusz	POL	Belgrade (SRB)	11 JUL 2009

#### Heat 1 of 5

Lane	Name	Country	Year of Birth	Qualifying Time	Time	Rank
3	ALZATE Daniel	COL	1993	4:58.00		
4	TSANKOV Tsanko	BUL	1987	4:44.00		
5	DEBNATH Sanu	IND	1994	4:45.32		

#### Heat 2 of 5

Lane	Name	Country	Year of Birth	Qualifying Time	Time	Rank
2	JURJEVIC Nejc	SLO	1993	4:32.59		
3	MEEGAN Andrew	IRL	1990	4:31.10		
4	CAMERON Donald	SUI	1989	4:28.49		
5	HSU Chi-Chieh	TPE	1988	4:30.00		
6	ASBURY Shane	AUS	1989	4:31.69		
7	GORDON GLASSFORD Matthew	NZL	1990	4:33.05		

#### Heat 3 of 5

Lane	Name	Country	Year of Birth	Qualifying Time	Time	Rank
1	DEL PINO Juan Manuel	MEX	1992	4:26.78		
2	LYTVENOK Iegor	UKR	1993	4:24.11		
3	ZACZYNSKI Karol	POL	1991	4:19.16		
4	SMITH Lewis James Selkirk	GBR	1988	4:15.51		
5	MAKOVICH Semen	RUS	1995	4:17.78		
6	SUVORAU Yury	BLR	1991	4:23.06		
7	DESPLANCHES Jeremy	SUI	1994	4:25.85		
8	MEIER Christoph	LIE	1993	4:27.97		

#### Heat 4 of 5

Lane	Name	Country	Year of Birth	Qualifying Time	Time	Rank
1	SHNAIDER Yaniv	ISR	1987	4:26.55		
2	HAYET Nimrod	ISR	1991	4:23.61		
3	PAGE Alec Thomas Hansen	CAN	1993	4:18.06		
4	FUJIMORI Takeharu	JPN	1994	4:15.11		
5	TSUTSUMI Takahiro	JPN	1992	4:16.72		
6	AHME Morten	GER	1991	4:21.08		
7	KRON Kristian	SWE	1992	4:24.43		
8	SLEPCHENKO Aleksandr	KGZ	1992	4:27.35		




Heat 5 of 5

Lane	Name	Country	Year of Birth	Qualifying Time	Time	Rank
1	PERSSON Erik	SWE	1994	4:26.07		
2	SWEENEY Ayrton	RSA	1993	4:23.39		
3	HINSHAW Adam	USA	1993	4:17.91		
4	SHEMBEREV Maksym	UKR	1993	2:15.31		
5	WEISS Michael	USA	1991	4:15.79		
6	OSIPENKO Aleksandr	RUS	1995	4:20.27		
7	TUDOSE Constantin	ROU	1991	4:24.21		
8	BIELBY Steven	CAN	1989	4:26.80		

LEGEND

UR Universiade record      WR World record

Athlete MEIER Christop added to the event. Event re-seeded.

Timing and Results provided by  **TISSOT**





## Results Summary


Итоговые результаты

EVENT NO. 38

	Record	Splits	Name	Country	Location	Date
<b>WR</b>	4:03.84	54.92 1:56.49	3:07.05 PHELPS Michael	USA	Beijing (CHN)	10 AUG 2008
<b>UR</b>	4:12.28	58.39 2:03.67	3:14.83 MATCZAK Mateusz	POL	Belgrade (SRB)	11 JUL 2009

### Heats

Rank	Heat	Lane	Name	Year of Birth	Country Code	R.T.	Time	Time Behind	
<b>1</b>	<b>4</b>	<b>4</b>	<b>FUJIMORI Takeharu</b>	<b>1994</b>	<b>JPN</b>	<b>0.65</b>	<b>4:19.47</b>	<b>Q</b>	
	50m	27.81	100m 59.67 31.86	150m 1:32.17 32.50	200m 2:04.11 31.94	250m 2:40.92 36.81	300m 3:17.69 36.77	350m 3:49.21 31.52	30.26
<b>2</b>	<b>5</b>	<b>5</b>	<b>WEISS Michael</b>	<b>1991</b>	<b>USA</b>	<b>0.71</b>	<b>4:20.78</b>	<b>1.31 Q</b>	
	50m	27.36	100m 59.02 31.66	150m 1:33.88 34.86	200m 2:07.36 33.48	250m 2:43.74 36.38	300m 3:20.52 36.78	350m 3:51.12 30.60	29.66
<b>3</b>	<b>4</b>	<b>3</b>	<b>PAGE Alec Thomas Hansen</b>	<b>1993</b>	<b>CAN</b>	<b>0.73</b>	<b>4:20.85</b>	<b>1.38 Q</b>	
	50m	27.37	100m 58.44 31.07	150m 1:32.77 34.33	200m 2:06.81 34.04	250m 2:43.63 36.82	300m 3:20.64 37.01	350m 3:51.44 30.80	29.41
<b>4</b>	<b>3</b>	<b>4</b>	<b>SMITH Lewis James Selkirk</b>	<b>1988</b>	<b>GBR</b>	<b>0.70</b>	<b>4:20.87</b>	<b>1.40 Q</b>	
	50m	27.56	100m 58.51 30.95	150m 1:32.42 33.91	200m 2:05.64 33.22	250m 2:42.90 37.26	300m 3:19.98 37.08	350m 3:51.79 31.81	29.08
<b>5</b>	<b>3</b>	<b>5</b>	<b>MAKOVICH Semen</b>	<b>1995</b>	<b>RUS</b>	<b>0.62</b>	<b>4:20.99</b>	<b>1.52 Q</b>	
	50m	27.04	100m 58.34 31.30	150m 1:32.30 33.96	200m 2:05.28 32.98	250m 2:42.81 37.53	300m 3:19.95 37.14	350m 3:51.63 31.68	29.36
<b>6</b>	<b>5</b>	<b>4</b>	<b>SHEMBEREV Maksym</b>	<b>1993</b>	<b>UKR</b>	<b>0.79</b>	<b>4:21.34</b>	<b>1.87 Q</b>	
	50m	27.35	100m 58.90 31.55	150m 1:34.20 35.30	200m 2:08.44 34.24	250m 2:44.77 36.33	300m 3:20.87 36.10	350m 3:51.99 31.12	29.35
<b>7</b>	<b>5</b>	<b>3</b>	<b>HINSHAW Adam</b>	<b>1993</b>	<b>USA</b>	<b>0.69</b>	<b>4:21.64</b>	<b>2.17 Q</b>	
	50m	27.79	100m 59.30 31.51	150m 1:33.40 34.10	200m 2:06.56 33.16	250m 2:43.82 37.26	300m 3:21.65 37.83	350m 3:52.28 30.63	29.36
<b>8</b>	<b>3</b>	<b>6</b>	<b>SUVORAU Yury</b>	<b>1991</b>	<b>BLR</b>	<b>0.72</b>	<b>4:21.91</b>	<b>2.44 Q</b>	
	50m	27.20	100m 58.74 31.54	150m 1:33.21 34.47	200m 2:06.32 33.11	250m 2:43.57 37.25	300m 3:21.05 37.48	350m 3:51.87 30.82	30.04
<b>9</b>	<b>3</b>	<b>3</b>	<b>ZACZYNSKI Karol</b>	<b>1991</b>	<b>POL</b>	<b>0.86</b>	<b>4:22.44</b>	<b>2.97</b>	
	50m	27.59	100m 1:00.53 32.94	150m 1:35.08 34.55	200m 2:08.86 33.78	250m 2:45.13 36.27	300m 3:21.79 36.66	350m 3:52.48 30.69	29.96
<b>10</b>	<b>5</b>	<b>2</b>	<b>SWEENEY Ayrton</b>	<b>1993</b>	<b>RSA</b>	<b>0.69</b>	<b>4:23.39</b>	<b>3.92</b>	
	50m	27.87	100m 59.15 31.28	150m 1:33.88 34.73	200m 2:08.47 34.59	250m 2:45.02 36.55	300m 3:22.45 37.43	350m 3:53.13 30.68	30.26
<b>11</b>	<b>5</b>	<b>6</b>	<b>OSIPENKO Aleksandr</b>	<b>1995</b>	<b>RUS</b>	<b>0.64</b>	<b>4:24.59</b>	<b>5.12</b>	
	50m	27.99	100m 1:00.22 32.23	150m 1:34.85 34.63	200m 2:08.98 34.13	250m 2:45.86 36.88	300m 3:22.99 37.13	350m 3:54.27 31.28	30.32
<b>12</b>	<b>4</b>	<b>6</b>	<b>AHME Morten</b>	<b>1991</b>	<b>GER</b>	<b>0.75</b>	<b>4:25.53</b>	<b>6.06</b>	
	50m	27.49	100m 59.91 32.42	150m 1:33.73 33.82	200m 2:07.02 33.29	250m 2:45.44 38.42	300m 3:24.05 38.61	350m 3:55.63 31.58	29.90
<b>13</b>	<b>4</b>	<b>5</b>	<b>TSUTSUMI Takahiro</b>	<b>1992</b>	<b>JPN</b>	<b>0.67</b>	<b>4:25.58</b>	<b>6.11</b>	
	50m	25.93	100m 56.07 30.14	150m 1:29.74 33.67	200m 2:03.44 33.70	250m 2:41.95 38.51	300m 3:21.08 39.13	350m 3:54.47 33.39	31.11
<b>14</b>	<b>3</b>	<b>7</b>	<b>DESPLANCHES Jeremy</b>	<b>1994</b>	<b>SUI</b>	<b>0.71</b>	<b>4:27.08</b>	<b>7.61</b>	
	50m	27.31	100m 59.30 31.99	150m 1:33.62 34.32	200m 2:08.73 35.11	250m 2:45.31 36.58	300m 3:23.34 38.03	350m 3:55.61 32.27	31.47
<b>14</b>	<b>5</b>	<b>8</b>	<b>BIELBY Steven</b>	<b>1989</b>	<b>CAN</b>	<b>0.66</b>	<b>4:27.08</b>	<b>7.61</b>	
	50m	28.06	100m 1:00.43 32.37	150m 1:34.80 34.37	200m 2:08.29 33.49	250m 2:46.93 38.64	300m 3:25.89 38.96	350m 3:56.57 30.68	30.51
<b>16</b>	<b>5</b>	<b>1</b>	<b>PERSSON Erik</b>	<b>1994</b>	<b>SWE</b>	<b>0.74</b>	<b>4:27.28</b>	<b>7.81</b>	
	50m	27.53	100m 59.08 31.55	150m 1:35.13 36.05	200m 2:10.07 34.94	250m 2:47.00 36.93	300m 3:23.85 36.85	350m 3:56.14 32.29	31.14
<b>17</b>	<b>2</b>	<b>6</b>	<b>ASBURY Shane</b>	<b>1989</b>	<b>AUS</b>	<b>0.71</b>	<b>4:28.84</b>	<b>9.37</b>	
	50m	27.54	100m 59.44 31.90	150m 1:35.80 36.36	200m 2:11.08 35.28	250m 2:49.63 38.55	300m 3:28.80 39.17	350m 3:59.68 30.88	29.16
<b>18</b>	<b>3</b>	<b>1</b>	<b>DEL PINO Juan Manuel</b>	<b>1992</b>	<b>MEX</b>	<b>0.69</b>	<b>4:29.66</b>	<b>10.19</b>	
	50m	28.08	100m 1:00.53 32.45	150m 1:35.26 34.73	200m 2:09.84 34.58	250m 2:47.66 37.82	300m 3:26.33 38.67	350m 3:58.61 32.28	31.05

Timing and Results provided by  **TISSOT**



**Heats**

Rank	Heat	Lane	Name	Year of Birth	Country Code	R.T.	Time	Time Behind
<b>19</b>	4	2	<b>HAYET Nimrod</b>	1991	ISR	0.69	<b>4:29.68</b>	10.21
	50m 27.53	100m 59.22	150m 1:34.22	200m 2:08.87	250m 2:46.33	300m 3:25.34	350m 3:58.90	
		31.69	35.00	34.65	37.46	39.01	33.56	30.78
<b>20</b>	2	4	<b>CAMERON Donald</b>	1989	SUI	0.71	<b>4:29.84</b>	10.37
	50m 27.87	100m 59.75	150m 1:35.22	200m 2:09.80	250m 2:48.98	300m 3:28.29	350m 4:00.59	
		31.88	35.47	34.58	39.18	39.31	32.30	29.25
<b>21</b>	4	1	<b>SHNAIDER Yaniv</b>	1987	ISR	0.74	<b>4:31.24</b>	11.77
	50m 28.86	100m 1:01.91	150m 1:37.45	200m 2:12.60	250m 2:51.02	300m 3:29.12	350m 4:00.90	
		33.05	35.54	35.15	38.42	38.10	31.78	30.34
<b>22</b>	3	8	<b>MEIER Christoph</b>	1993	LIE	0.74	<b>4:33.68</b>	14.21
	50m 27.61	100m 59.65	150m 1:37.00	200m 2:13.62	250m 2:50.68	300m 3:29.15	350m 4:01.52	
		32.04	37.35	36.62	37.06	38.47	32.37	32.16
<b>23</b>	4	7	<b>KRON Kristian</b>	1992	SWE	0.73	<b>4:34.47</b>	15.00
	50m 28.06	100m 1:00.11	150m 1:34.44	200m 2:07.97	250m 2:48.07	300m 3:29.18	350m 4:02.36	
		32.05	34.33	33.53	40.10	41.11	33.18	32.11
<b>24</b>	2	3	<b>MEEGAN Andrew</b>	1990	IRL	0.63	<b>4:34.59</b>	15.12
	50m 27.49	100m 59.73	150m 1:36.82	200m 2:13.48	250m 2:54.15	300m 3:34.84	350m 4:06.03	
		32.24	37.09	36.66	40.67	40.69	31.19	28.56
<b>25</b>	2	7	<b>GORDON GLASSFORD Matthew</b>	1990	NZL	0.78	<b>4:35.85</b>	16.38
	50m 29.05	100m 1:03.69	150m 1:42.20	200m 2:19.87	250m 2:54.46	300m 3:30.94	350m 4:03.96	
		34.64	38.51	37.67	34.59	36.48	33.02	31.89
<b>26</b>	2	2	<b>JURJEVIC Nejc</b>	1993	SLO	0.67	<b>4:36.45</b>	16.98
	50m 28.78	100m 1:01.44	150m 1:36.97	200m 2:11.52	250m 2:51.62	300m 3:31.91	350m 4:05.45	
		32.66	35.53	34.55	40.10	40.29	33.54	31.00
<b>27</b>	5	7	<b>TUDOSE Constantin</b>	1991	ROU	0.82	<b>4:36.81</b>	17.34
	50m 29.28	100m 1:03.37	150m 1:39.18	200m 2:13.53	250m 2:52.52	300m 3:31.81	350m 4:04.77	
		34.09	35.81	34.35	38.99	39.29	32.96	32.04
<b>28</b>	2	5	<b>HSU Chi-Chieh</b>	1988	TPE	0.65	<b>4:40.62</b>	21.15
	50m 28.15	100m 1:00.57	150m 1:37.26	200m 2:14.47	250m 2:54.19	300m 3:34.42	350m 4:07.68	
		32.42	36.69	37.21	39.72	40.23	33.26	32.94
<b>29</b>	1	4	<b>TSANKOV Tsanko</b>	1987	BUL	0.82	<b>4:41.60</b>	22.13
	50m 28.19	100m 1:00.43	150m 1:37.23	200m 2:13.28	250m 2:54.34	300m 3:35.80	350m 4:09.57	
		32.24	36.80	36.05	41.06	41.46	33.77	32.03
<b>30</b>	3	2	<b>LYTVENOK Iegor</b>	1993	UKR	0.74	<b>4:42.62</b>	23.15
	50m 28.19	100m 1:00.92	150m 1:37.24	200m 2:12.06	250m 2:53.54	300m 3:35.49	350m 4:09.43	
		32.73	36.32	34.82	41.48	41.95	33.94	33.19
<b>31</b>	1	5	<b>DEBNATH Sanu</b>	1994	IND	0.74	<b>4:48.14</b>	28.67
	50m 28.81	100m 1:01.28	150m 1:39.18	200m 2:15.86	250m 2:58.32	300m 3:41.90	350m 4:15.57	
		32.47	37.90	36.68	42.46	43.58	33.67	32.57
<b>32</b>	4	8	<b>SLEPCHENKO Aleksandr</b>	1992	KGZ	0.84	<b>5:03.61</b>	44.14
	50m 30.02	100m 1:06.37	150m 1:48.38	200m 2:28.85	250m 3:12.61	300m 3:56.06	350m 4:30.63	
		36.35	42.01	40.47	43.76	43.45	34.57	32.98
<b>33</b>	1	3	<b>ALZATE Daniel</b>	1993	COL	0.83	<b>5:05.25</b>	45.78
	50m 29.96	100m 1:05.28	150m 1:45.66	200m 2:26.28	250m 3:09.40	300m 3:53.72	350m 4:31.04	
		35.32	40.38	40.62	43.12	44.32	37.32	34.21

**LEGEND**

**Q** Qualified for the next phase      **R.T.** Reaction time



## Results

Результаты

### EVENT NO. 38


	Record	Splits		Name		Country	Location	Date
<b>WR</b>	4:03.84	54.92	1:56.49	3:07.05	PHELPS Michael	USA	Beijing (CHN)	10 AUG 2008
<b>UR</b>	4:12.28	58.39	2:03.67	3:14.83	MATCZAK Mateusz	POL	Belgrade (SRB)	11 JUL 2009

#### Heat 1 of 5

Rank	Lane	Name	Country Code					R.T.	Time	Time Behind
<b>1</b>	<b>4</b>	<b>TSANKOV Tsanko</b>	BUL					<b>0.82</b>	<b>4:41.60</b>	
50m (1)	28.19	100m (1) 1:00.43 32.24	150m (1) 1:37.23 36.80	200m (1) 2:13.28 36.05	250m (1) 2:54.34 41.06	300m (1) 3:35.80 41.46	350m (1) 4:09.57 33.77	32.03		
<b>2</b>	<b>5</b>	<b>DEBNATH Sanu</b>	IND					<b>0.74</b>	<b>4:48.14</b>	6.54
50m (2)	28.81	100m (2) 1:01.28 32.47	150m (2) 1:39.18 37.90	200m (2) 2:15.86 36.68	250m (2) 2:58.32 42.46	300m (2) 3:41.90 43.58	350m (2) 4:15.57 33.67	32.57		
<b>3</b>	<b>3</b>	<b>ALZATE Daniel</b>	COL					<b>0.83</b>	<b>5:05.25</b>	23.65
50m (3)	29.96	100m (3) 1:05.28 35.32	150m (3) 1:45.66 40.38	200m (3) 2:26.28 40.62	250m (3) 3:09.40 43.12	300m (3) 3:53.72 44.32	350m (3) 4:31.04 37.32	34.21		

#### LEGEND

R.T. Reaction time

Timing and Results provided by  **TISSOT**



## Results

Результаты

### EVENT NO. 38


	Record	Splits	Name	Country	Location	Date
<b>WR</b>	4:03.84	54.92 1:56.49	3:07.05 PHELPS Michael	USA	Beijing (CHN)	10 AUG 2008
<b>UR</b>	4:12.28	58.39 2:03.67	3:14.83 MATCZAK Mateusz	POL	Belgrade (SRB)	11 JUL 2009

#### Heat 2 of 5

Rank	Lane	Name	Country Code	R.T.	Time	Time Behind
<b>1</b>	<b>6</b>	<b>ASBURY Shane</b>	<b>AUS</b>	<b>0.71</b>	<b>4:28.84</b>	
50m (2) 27.54	100m (1) 59.44 31.90	150m (2) 1:35.80 36.36	200m (2) 2:11.08 35.28	250m (2) 2:49.63 38.55	300m (2) 3:28.80 39.17	350m (1) 3:59.68 30.88 29.16
<b>2</b>	<b>4</b>	<b>CAMERON Donald</b>	<b>SUI</b>	<b>0.71</b>	<b>4:29.84</b>	1.00
50m (3) 27.87	100m (3) 59.75 31.88	150m (1) 1:35.22 35.47	200m (1) 2:09.80 34.58	250m (1) 2:48.98 39.18	300m (1) 3:28.29 39.31	350m (2) 4:00.59 32.30 29.25
<b>3</b>	<b>3</b>	<b>MEEGAN Andrew</b>	<b>IRL</b>	<b>0.63</b>	<b>4:34.59</b>	5.75
50m (1) 27.49	100m (2) 59.73 32.24	150m (3) 1:36.82 37.09	200m (4) 2:13.48 36.66	250m (4) 2:54.15 40.67	300m (6) 3:34.84 40.69	350m (5) 4:06.03 31.19 28.56
<b>4</b>	<b>7</b>	<b>GORDON GLASSFORD Matthew</b>	<b>NZL</b>	<b>0.78</b>	<b>4:35.85</b>	7.01
50m (6) 29.05	100m (6) 1:03.69 34.64	150m (6) 1:42.20 38.51	200m (6) 2:19.87 37.67	250m (6) 2:54.46 34.59	300m (3) 3:30.94 36.48	350m (3) 4:03.96 33.02 31.89
<b>5</b>	<b>2</b>	<b>JURJEVIC Nejc</b>	<b>SLO</b>	<b>0.67</b>	<b>4:36.45</b>	7.61
50m (5) 28.78	100m (5) 1:01.44 32.66	150m (4) 1:36.97 35.53	200m (3) 2:11.52 34.55	250m (3) 2:51.62 40.10	300m (4) 3:31.91 40.29	350m (4) 4:05.45 33.54 31.00
<b>6</b>	<b>5</b>	<b>HSU Chi-Chieh</b>	<b>TPE</b>	<b>0.65</b>	<b>4:40.62</b>	11.78
50m (4) 28.15	100m (4) 1:00.57 32.42	150m (5) 1:37.26 36.69	200m (5) 2:14.47 37.21	250m (5) 2:54.19 39.72	300m (5) 3:34.42 40.23	350m (6) 4:07.68 33.26 32.94

#### LEGEND

R.T. Reaction time

Timing and Results provided by  **TISSOT**



## Results

Результаты

### EVENT NO. 38


	Record	Splits	Name	Country	Location	Date
<b>WR</b>	4:03.84	54.92 1:56.49	3:07.05 PHELPS Michael	USA	Beijing (CHN)	10 AUG 2008
<b>UR</b>	4:12.28	58.39 2:03.67	3:14.83 MATCZAK Mateusz	POL	Belgrade (SRB)	11 JUL 2009

#### Heat 3 of 5

Rank	Lane	Name	Country Code	R.T.	Time	Time Behind
<b>1</b>	<b>4</b>	<b>SMITH Lewis James Selkirk</b>	<b>GBR</b>	<b>0.70</b>	<b>4:20.87</b>	
		50m (4) 27.56			100m (2) 58.51 30.95	
					150m (2) 1:32.42 33.91	
					200m (2) 2:05.64 33.22	
					250m (2) 2:42.90 37.26	
					300m (2) 3:19.98 37.08	
					350m (2) 3:51.79 31.81	29.08
<b>2</b>	<b>5</b>	<b>MAKOVICH Semen</b>	<b>RUS</b>	<b>0.62</b>	<b>4:20.99</b>	0.12
		50m (1) 27.04			100m (1) 58.34 31.30	
					150m (1) 1:32.30 33.96	
					200m (1) 2:05.28 32.98	
					250m (1) 2:42.81 37.53	
					300m (1) 3:19.95 37.14	
					350m (1) 3:51.63 31.68	29.36
<b>3</b>	<b>6</b>	<b>SUVORAU Yury</b>	<b>BLR</b>	<b>0.72</b>	<b>4:21.91</b>	1.04
		50m (2) 27.20			100m (3) 58.74 31.54	
					150m (3) 1:33.21 34.47	
					200m (3) 2:06.32 33.11	
					250m (3) 2:43.57 37.25	
					300m (3) 3:21.05 37.48	
					350m (3) 3:51.87 30.82	30.04
<b>4</b>	<b>3</b>	<b>ZACZYNSKI Karol</b>	<b>POL</b>	<b>0.86</b>	<b>4:22.44</b>	1.57
		50m (5) 27.59			100m (6) 1:00.53 32.94	
					150m (5) 1:35.08 34.55	
					200m (5) 2:08.86 33.78	
					250m (4) 2:45.13 36.27	
					300m (4) 3:21.79 36.66	
					350m (4) 3:52.48 30.69	29.96
<b>5</b>	<b>7</b>	<b>DESPLANCHES Jeremy</b>	<b>SUI</b>	<b>0.71</b>	<b>4:27.08</b>	6.21
		50m (3) 27.31			100m (4) 59.30 31.99	
					150m (4) 1:33.62 34.32	
					200m (4) 2:08.73 35.11	
					250m (5) 2:45.31 36.58	
					300m (5) 3:23.34 38.03	
					350m (5) 3:55.61 32.27	31.47
<b>6</b>	<b>1</b>	<b>DEL PINO Juan Manuel</b>	<b>MEX</b>	<b>0.69</b>	<b>4:29.66</b>	8.79
		50m (7) 28.08			100m (6) 1:00.53 32.45	
					150m (6) 1:35.26 34.73	
					200m (6) 2:09.84 34.58	
					250m (6) 2:47.66 37.82	
					300m (6) 3:26.33 38.67	
					350m (6) 3:58.61 32.28	31.05
<b>7</b>	<b>8</b>	<b>MEIER Christoph</b>	<b>LIE</b>	<b>0.74</b>	<b>4:33.68</b>	12.81
		50m (6) 27.61			100m (5) 59.65 32.04	
					150m (7) 1:37.00 37.35	
					200m (8) 2:13.62 36.62	
					250m (7) 2:50.68 37.06	
					300m (7) 3:29.15 38.47	
					350m (7) 4:01.52 32.37	32.16
<b>8</b>	<b>2</b>	<b>LYTVENOK Igor</b>	<b>UKR</b>	<b>0.74</b>	<b>4:42.62</b>	21.75
		50m (8) 28.19			100m (8) 1:00.92 32.73	
					150m (8) 1:37.24 36.32	
					200m (7) 2:12.06 34.82	
					250m (8) 2:53.54 41.48	
					300m (8) 3:35.49 41.95	
					350m (8) 4:09.43 33.94	33.19

#### LEGEND

R.T. Reaction time

Timing and Results provided by  **TISSOT**



## Results

Результаты

### EVENT NO. 38


	Record	Splits	Name	Country	Location	Date
<b>WR</b>	4:03.84	54.92 1:56.49	3:07.05 PHELPS Michael	USA	Beijing (CHN)	10 AUG 2008
<b>UR</b>	4:12.28	58.39 2:03.67	3:14.83 MATCZAK Mateusz	POL	Belgrade (SRB)	11 JUL 2009

#### Heat 4 of 5

Rank	Lane	Name	Country Code	R.T.	Time	Time Behind		
<b>1</b>	<b>4</b>	<b>FUJIMORI Takeharu</b>	<b>JPN</b>	<b>0.65</b>	<b>4:19.47</b>			
50m (5)	27.81	100m (4) 59.67 31.86	150m (2) 1:32.17 32.50	200m (2) 2:04.11 31.94	250m (1) 2:40.92 36.81	300m (1) 3:17.69 36.77	350m (1) 3:49.21 31.52	30.26
<b>2</b>	<b>3</b>	<b>PAGE Alec Thomas Hansen</b>	<b>CAN</b>	<b>0.73</b>	<b>4:20.85</b>	1.38		
50m (2)	27.37	100m (2) 58.44 31.07	150m (3) 1:32.77 34.33	200m (3) 2:06.81 34.04	250m (3) 2:43.63 36.82	300m (2) 3:20.64 37.01	350m (2) 3:51.44 30.80	29.41
<b>3</b>	<b>6</b>	<b>AHME Morten</b>	<b>GER</b>	<b>0.75</b>	<b>4:25.53</b>	6.06		
50m (3)	27.49	100m (5) 59.91 32.42	150m (4) 1:33.73 33.82	200m (4) 2:07.02 33.29	250m (4) 2:45.44 38.42	300m (4) 3:24.05 38.61	350m (4) 3:55.63 31.58	29.90
<b>4</b>	<b>5</b>	<b>TSUTSUMI Takahiro</b>	<b>JPN</b>	<b>0.67</b>	<b>4:25.58</b>	6.11		
50m (1)	25.93	100m (1) 56.07 30.14	150m (1) 1:29.74 33.67	200m (1) 2:03.44 33.70	250m (2) 2:41.95 38.51	300m (3) 3:21.08 39.13	350m (3) 3:54.47 33.39	31.11
<b>5</b>	<b>2</b>	<b>HAYET Nimrod</b>	<b>ISR</b>	<b>0.69</b>	<b>4:29.68</b>	10.21		
50m (4)	27.53	100m (3) 59.22 31.69	150m (5) 1:34.22 35.00	200m (6) 2:08.87 34.65	250m (5) 2:46.33 37.46	300m (5) 3:25.34 39.01	350m (5) 3:58.90 33.56	30.78
<b>6</b>	<b>1</b>	<b>SHNAIDER Yaniv</b>	<b>ISR</b>	<b>0.74</b>	<b>4:31.24</b>	11.77		
50m (7)	28.86	100m (7) 1:01.91 33.05	150m (7) 1:37.45 35.54	200m (7) 2:12.60 35.15	250m (7) 2:51.02 38.42	300m (6) 3:29.12 38.10	350m (6) 4:00.90 31.78	30.34
<b>7</b>	<b>7</b>	<b>KRON Kristian</b>	<b>SWE</b>	<b>0.73</b>	<b>4:34.47</b>	15.00		
50m (6)	28.06	100m (6) 1:00.11 32.05	150m (6) 1:34.44 34.33	200m (5) 2:07.97 33.53	250m (6) 2:48.07 40.10	300m (7) 3:29.18 41.11	350m (7) 4:02.36 33.18	32.11
<b>8</b>	<b>8</b>	<b>SLEPCHENKO Aleksandr</b>	<b>KGZ</b>	<b>0.84</b>	<b>5:03.61</b>	44.14		
50m (8)	30.02	100m (8) 1:06.37 36.35	150m (8) 1:48.38 42.01	200m (8) 2:28.85 40.47	250m (8) 3:12.61 43.76	300m (8) 3:56.06 43.45	350m (8) 4:30.63 34.57	32.98

#### LEGEND

R.T. Reaction time

Timing and Results provided by  **TISSOT**





## Results

Результаты

### EVENT NO. 38


	Record	Splits	Name	Country	Location	Date
<b>WR</b>	4:03.84	54.92 1:56.49	3:07.05 PHELPS Michael	USA	Beijing (CHN)	10 AUG 2008
<b>UR</b>	4:12.28	58.39 2:03.67	3:14.83 MATCZAK Mateusz	POL	Belgrade (SRB)	11 JUL 2009

#### Heat 5 of 5

Rank	Lane	Name	Country Code	R.T.	Time	Time Behind		
<b>1</b>	<b>5</b>	<b>WEISS Michael</b>	<b>USA</b>	<b>0.71</b>	<b>4:20.78</b>			
50m (2)	27.36	100m (2) 59.02 31.66	150m (2) 1:33.88 34.86	200m (2) 2:07.36 33.48	250m (1) 2:43.74 36.38	300m (1) 3:20.52 36.78	350m (1) 3:51.12 30.60	29.66
<b>2</b>	<b>4</b>	<b>SHEMBEREV Maksym</b>	<b>UKR</b>	<b>0.79</b>	<b>4:21.34</b>	0.56		
50m (1)	27.35	100m (1) 58.90 31.55	150m (4) 1:34.20 35.30	200m (4) 2:08.44 34.24	250m (3) 2:44.77 36.33	300m (2) 3:20.87 36.10	350m (2) 3:51.99 31.12	29.35
<b>3</b>	<b>3</b>	<b>HINSHAW Adam</b>	<b>USA</b>	<b>0.69</b>	<b>4:21.64</b>	0.86		
50m (4)	27.79	100m (5) 59.30 31.51	150m (1) 1:33.40 34.10	200m (1) 2:06.56 33.16	250m (2) 2:43.82 37.26	300m (3) 3:21.65 37.83	350m (3) 3:52.28 30.63	29.36
<b>4</b>	<b>2</b>	<b>SWEENEY Ayrton</b>	<b>RSA</b>	<b>0.69</b>	<b>4:23.39</b>	2.61		
50m (5)	27.87	100m (4) 59.15 31.28	150m (2) 1:33.88 34.73	200m (5) 2:08.47 34.59	250m (4) 2:45.02 36.55	300m (4) 3:22.45 37.43	350m (4) 3:53.13 30.68	30.26
<b>5</b>	<b>6</b>	<b>OSIPENKO Aleksandr</b>	<b>RUS</b>	<b>0.64</b>	<b>4:24.59</b>	3.81		
50m (6)	27.99	100m (6) 1:00.22 32.23	150m (6) 1:34.85 34.63	200m (6) 2:08.98 34.13	250m (5) 2:45.86 36.88	300m (5) 3:22.99 37.13	350m (5) 3:54.27 31.28	30.32
<b>6</b>	<b>8</b>	<b>BIELBY Steven</b>	<b>CAN</b>	<b>0.66</b>	<b>4:27.08</b>	6.30		
50m (7)	28.06	100m (7) 1:00.43 32.37	150m (5) 1:34.80 34.37	200m (3) 2:08.29 33.49	250m (6) 2:46.93 38.64	300m (7) 3:25.89 38.96	350m (7) 3:56.57 30.68	30.51
<b>7</b>	<b>1</b>	<b>PERSSON Erik</b>	<b>SWE</b>	<b>0.74</b>	<b>4:27.28</b>	6.50		
50m (3)	27.53	100m (3) 59.08 31.55	150m (7) 1:35.13 36.05	200m (7) 2:10.07 34.94	250m (7) 2:47.00 36.93	300m (6) 3:23.85 36.85	350m (6) 3:56.14 32.29	31.14
<b>8</b>	<b>7</b>	<b>TUDOSE Constantin</b>	<b>ROU</b>	<b>0.82</b>	<b>4:36.81</b>	16.03		
50m (8)	29.28	100m (8) 1:03.37 34.09	150m (8) 1:39.18 35.81	200m (8) 2:13.53 34.35	250m (8) 2:52.52 38.99	300m (8) 3:31.81 39.29	350m (8) 4:04.77 32.96	32.04

#### LEGEND

R.T. Reaction time

Timing and Results provided by  **TISSOT**



# Result Book

27th Summer Universiade in Kazan 2013



## Swimming

Men's 400m Individual Medley Final





## Start List

Стартовый список

EVENT NO. 38

	Record	Splits		Name		Country	Location	Date
<b>WR</b>	4:03.84	54.92	1:56.49	3:07.05	PHELPS Michael	USA	Beijing (CHN)	10 AUG 2008
<b>UR</b>	4:12.28	58.39	2:03.67	3:14.83	MATCZAK Mateusz	POL	Belgrade (SRB)	11 JUL 2009

### Final

Lane	Name	Country	Year of Birth	Qualifying Time	Time	Rank
1	HINSHAW Adam	USA	1993	4:21.64		
2	MAKOVICH Semen	RUS	1995	4:20.99		
3	PAGE Alec Thomas Hansen	CAN	1993	4:20.85		
4	FUJIMORI Takeharu	JPN	1994	4:19.47		
5	WEISS Michael	USA	1991	4:20.78		
6	SMITH Lewis James Selkirk	GBR	1988	4:20.87		
7	SHEMBEREV Maksym	UKR	1993	4:21.34		
8	SUVORAU Yury	BLR	1991	4:21.91		


### Reserves

Lane	Name	Country	Year of Birth	Qualifying Time	Time	Rank
	ZACZYNSKI Karol	POL	1991	4:22.44		
	SWEENEY Ayrton	RSA	1993	4:23.39		

#### LEGEND

UR Universiade record

WR World record

Timing and Results provided by  **TISSOT**



## Results

Результаты

### EVENT NO. 38


	Record	Splits	Name	Country	Location	Date
<b>WR</b>	4:03.84	54.92 1:56.49	3:07.05 PHELPS Michael	USA	Beijing (CHN)	10 AUG 2008
<b>UR</b>	4:12.28	58.39 2:03.67	3:14.83 MATCZAK Mateusz	POL	Belgrade (SRB)	11 JUL 2009

#### Final

Rank	Lane	Name	Country Code	R.T.	Time	Time Behind		
<b>1</b>	<b>5</b>	<b>WEISS Michael</b>	<b>USA</b>	<b>0.66</b>	<b>4:12.00</b>	<b>UR</b>		
50m (1)	26.53	100m (1) 57.28 30.75	150m (1) 1:30.19 32.91	200m (2) 2:01.78 31.59	250m (2) 2:37.47 35.69	300m (2) 3:13.76 36.29	350m (1) 3:43.36 29.60	28.64
<b>2</b>	<b>4</b>	<b>FUJIMORI Takeharu</b>	<b>JPN</b>	<b>0.64</b>	<b>4:13.43</b>	<b>1.43</b>		
50m (7)	27.59	100m (8) 59.11 31.52	150m (2) 1:30.80 31.69	200m (1) 2:01.65 30.85	250m (1) 2:37.06 35.41	300m (1) 3:13.15 36.09	350m (2) 3:43.45 30.30	29.98
<b>3</b>	<b>6</b>	<b>SMITH Lewis James Selkirk</b>	<b>GBR</b>	<b>0.69</b>	<b>4:16.86</b>	<b>4.86</b>		
50m (4)	27.34	100m (2) 57.82 30.48	150m (3) 1:30.89 33.07	200m (3) 2:03.07 32.18	250m (3) 2:39.53 36.46	300m (3) 3:16.33 36.80	350m (3) 3:47.25 30.92	29.61
<b>4</b>	<b>3</b>	<b>PAGE Alec Thomas Hansen</b>	<b>CAN</b>	<b>0.69</b>	<b>4:18.56</b>	<b>6.56</b>		
50m (3)	27.18	100m (3) 58.23 31.05	150m (4) 1:32.35 34.12	200m (5) 2:05.81 33.46	250m (5) 2:42.44 36.63	300m (5) 3:19.34 36.90	350m (4) 3:49.68 30.34	28.88
<b>5</b>	<b>7</b>	<b>SHEMBEREV Maksym</b>	<b>UKR</b>	<b>0.79</b>	<b>4:19.44</b>	<b>7.44</b>		
50m (6)	27.49	100m (6) 58.70 31.21	150m (7) 1:33.88 35.18	200m (7) 2:07.68 33.80	250m (6) 2:43.21 35.53	300m (6) 3:19.54 36.33	350m (6) 3:50.46 30.92	28.98
<b>6</b>	<b>2</b>	<b>MAKOVICH Semen</b>	<b>RUS</b>	<b>0.63</b>	<b>4:19.73</b>	<b>7.73</b>		
50m (2)	26.93	100m (4) 58.39 31.46	150m (5) 1:32.56 34.17	200m (4) 2:05.26 32.70	250m (4) 2:41.68 36.42	300m (4) 3:18.88 37.20	350m (5) 3:49.77 30.89	29.96
<b>7</b>	<b>1</b>	<b>HINSHAW Adam</b>	<b>USA</b>	<b>0.68</b>	<b>4:20.60</b>	<b>8.60</b>		
50m (8)	27.64	100m (5) 58.69 31.05	150m (6) 1:33.07 34.38	200m (6) 2:06.21 33.14	250m (7) 2:43.50 37.29	300m (7) 3:21.34 37.84	350m (7) 3:51.61 30.27	28.99
<b>8</b>	<b>8</b>	<b>SUVORAU Yury</b>	<b>BLR</b>	<b>0.74</b>	<b>4:25.91</b>	<b>13.91</b>		
50m (5)	27.43	100m (7) 58.98 31.55	150m (8) 1:34.25 35.27	200m (8) 2:08.01 33.76	250m (8) 2:46.10 38.09	300m (8) 3:24.66 38.56	350m (8) 3:55.97 31.31	29.94

#### LEGEND

R.T. Reaction time      UR Universiade record

Timing and Results provided by  **TISSOT**





# Result Book

27th Summer Universiade in Kazan 2013



## Swimming

Men's 4 x 100m Freestyle Relay





## Medallists

Медалисты

Medal	Country	Name
GOLD	RUS - Russian Federation	GRECHIN Andrey LOBINTSEV Nikita MOROZOV Vladimir IZOTOV Danila FESIKOV Sergey LAGUNOV Evgeny SUKHORUKOV Alexander
SILVER	AUS - Australia	ABOOD Andrew JAMES Justi HADLER Jayden ARNAMNART Daniel ASBURY Shane LESTER Daniel
BRONZE	ITA - Italy	MAGLIA Gianluca BENATTI Lorenzo PIZZAMIGLIO Stefano SANTUCCI Michele ROMANI Tommaso





# Result Book

27th Summer Universiade in Kazan 2013



## Swimming

Men's 4 x 100m Freestyle Relay Preliminaries





## Start List

Стартовый список

### EVENT NO. 9

	Record	Splits			Country (Relay)	Location	Date
<b>WR</b>	3:08.24	47.51	1:34.53	2:22.18	USA - United States	Beijing (CHN)	11 AUG 2008
<b>UR</b>	3:14.74	48.39	1:36.61	2:26.32	USA - United States	Belgrade (SRB)	5 JUL 2009

#### Heat 1 of 4

Lane	Country	Name	Year of Birth	Qualifying Time	Time	Rank
3	SIN - Singapore	SETHI Ervin	1993			
		TAN Zachary	1992			
		LIM Zhi Cong	1987			
		LEE Leon	1988			
4	PHI - Philippines			DNS		
5	QAT - Qatar			DNS		

#### Heat 2 of 4

Lane	Country	Name	Year of Birth	Qualifying Time	Time	Rank
1	MEX - Mexico					
2	EST - Estonia	TRIBUNTSOV Ralf	1994	3:27.00		
		LIIVAMAGI Martin	1988			
		JURISOO Kristjan	1993			
		DEGTJARJOV Pjotr	1993			
3	FRA - France	MAGULA Romain	1991	3:20.90		
		HUSTACHE Joris	1988			
		LAMBERT Hugo	1993			
		MIGNON Clement	1993			
4	ITA - Italy	MAGLIA Gianluca	1988	3:17.50		
		BENATTI Lorenzo	1986			
		SANTUCCI Michele	1989			
		ROMANI Tommaso	1992			
5	POL - Poland	MAJCHRZAK Kacper	1992	3:20.00		
		KORZENIOWSKI Pawel	1985			
		WYPYCH Filip	1991			
		KRUPECKI Oskar	1992			
6	RSA - South Africa	SHANKLAND Leith	1991	3:23.68		
		PENDOCK Luke Fitzroy	1993			
		ERASMUS Douglas John	1990			
		MEYER Nico	1992			
7	CHN - People'S Republic Of China	FU Yongjun	1992	3:40.00		
		XIE Jiale	1993			
		XU Hang	1991			
		ZHANG Haidong	1993			



Heat 3 of 4

Lane	Country	Name	Year of Birth	Qualifying Time	Time	Rank
1	IND - India	HAVALDAR Rohit Rajendra	1989			
		DEBNATH Sanu	1994			
		MENON Ashwin	1991			
		GHAI Aman	1994			
2	HKG - Hong Kong, China	WONG Chen Ho Jeremy	1994	3:26.00		
		NG Chun Nam Derick	1994			
		CHEUNG Kin Tat Kent	1992			
		YAU Ka Lam	1991			
3	ROU - Romania	RADU Marius	1992	3:20.40		
		COSTE Alin	1992			
		MACOVEI Daniel	1992			
		ARTIMON Alin Alexandru	1992			
4	RUS - Russian Federation	GRECHIN Andrey	1987	3:15.00		
		LAGUNOV Evgeny	1985			
		FESIKOV Sergey	1989			
		SUKHORUKOV Alexander	1988			
5	JPN - Japan	NAKAMURA Katsumi	1994	3:20.00		
		HIRAI Kenta	1994			
		ISHIBASHI Chiaki	1991			
		KOMATSU Takumi	1994			
6	UKR - Ukraine	SUSHCHYK Volodymyr	1994	3:23.00		
		SHULGA Oleksandr	1993			
		IVANOV Oleksii	1994			
		YEGOSHIN Yuriy	1985			
7	MAC - Macau, China	LEI Cheok Fong	1990	3:36.80		
		NGOU Pok Man	1994			
		CHOU Kit	1993			
		CHONG Cheok Kuan	1993			




Heat 4 of 4

Lane	Country	Name	Year of Birth	Qualifying Time	Time	Rank
1	ARG - Argentina					
2	INA - Indonesia	PUTERA Guntur Pratama	1990	3:25.50		
		SIDIQ Triady Fauzi	1991			
		OHMAR Alexis Wijaya	1994			
		SUTANTO Glenn Victor	1989			
3	SUI - Switzerland	FEBO Jean-Baptiste	1992	3:20.00		
		KARASEK David	1987			
		VAN DOOREN Erik	1991			
		LIESS Alexandre	1991			
4	USA - United States Of America	TOOMEY Derek	1991	3:10.38		
		SMITH Giles	1991			
		REED Tyler	1988			
		WYNALDA Michael	1992			
5	AUS - Australia	ABOOD Andrew	1990	3:18.91		
		LESTER Daniel	1990			
		JAMES Justi	1992			
		ASBURY Shane	1989			
6	CAN - Canada	GOSSLAND Thomas David	1989	3:21.84		
		MANNING Christopher Jeffrey	1991			
		ALLEN Coleman Carl	1993			
		MASSIE-MARTEL Dominique	1990			
7	ISR - Israel	KONOVALOV Alexi	1994	3:28.00		
		SAMOULLICH Iouri	1991			
		HAYET Nimrod	1991			
		SHNAIDER Yaniv	1987			
8	MGL - Mongolia	BATSAIKHAN Dulguun	1986			
		GANKHUYAG Davaadorj	1993			
		ERDENEBILEG Baymbasuren	1992			
		DELGERMUNKH Dashdavaa	1991			

LEGEND

UR World record

Timing and Results provided by  **TISSOT**



## Results Summary

Итоговые результаты

EVENT NO. 9

	Record	Splits			Country (Relay)	Location	Date
<b>WR</b>	3:08.24	47.51	1:34.53	2:22.18	USA - United States	Beijing (CHN)	11 AUG 2008
<b>UR</b>	3:14.74	48.39	1:36.61	2:26.32	USA - United States	Belgrade (SRB)	5 JUL 2009

### Heats

Rank	Heat	Lane	Country / Name	R.T.	50m	100m	Time	Time Behind
1	3	4	<b>RUS - Russian Federation</b>				<b>3:13.70</b>	UR
			GRECHIN Andrey	0.69	22.88	48.05 U	48.05	Q
			LAGUNOV Evgeny	0.16	23.11	48.44	1:36.49	
			FESIKOV Sergey	0.29	23.30	49.00	2:25.49	
			SUKHORUKOV Alexander	0.23	23.29	48.21	3:13.70	
2	4	4	<b>USA - United States Of America</b>				<b>3:17.42</b>	3.72 Q
			TOOMEY Derek	0.69	23.47	49.85	49.85	
			SMITH Giles	-0.03	22.94	49.18	1:39.03	
			REED Tyler	0.25	23.75	49.77	2:28.80	
			WYNALDA Michael	0.19	23.28	48.62	3:17.42	
3	4	5	<b>AUS - Australia</b>				<b>3:19.37</b>	5.67 Q
			ABOOD Andrew	0.75	23.84	49.72	49.72	
			LESTER Daniel	0.37	24.06	50.53	1:40.25	
			JAMES Justi	0.15	23.25	48.94	2:29.19	
			ASBURY Shane	0.12	23.94	50.18	3:19.37	
4	3	5	<b>JPN - Japan</b>				<b>3:19.47</b>	5.77 Q
			NAKAMURA Katsumi	0.67	23.96	49.85	49.85	
			HIRAI Kenta	0.32	23.59	49.43	1:39.28	
			ISHIBASHI Chiaki	0.24	24.31	50.10	2:29.38	
			KOMATSU Takumi	0.30	23.82	50.09	3:19.47	
5	2	4	<b>ITA - Italy</b>				<b>3:20.44</b>	6.74 Q
			MAGLIA Gianluca	0.74	24.30	50.61	50.61	
			BENATTI Lorenzo	0.17	23.41	49.62	1:40.23	
			SANTUCCI Michele	0.26	23.60	49.58	2:29.81	
			ROMANI Tommaso	0.09	24.08	50.63	3:20.44	
6	2	5	<b>POL - Poland</b>				<b>3:20.72</b>	7.02 Q
			MAJCHRZAK Kacper	0.67	23.62	50.09	50.09	
			KORZENIOWSKI Pawel	0.20	23.98	49.49	1:39.58	
			WYPYCH Filip	0.32	23.75	50.39	2:29.97	
			KRUPECKI Oskar	0.20	24.27	50.75	3:20.72	
7	4	6	<b>CAN - Canada</b>				<b>3:20.94</b>	7.24 Q
			GOSSLAND Thomas David	0.71	24.36	50.93	50.93	
			MANNING Christopher Jeffrey	0.15	23.58	50.08	1:41.01	
			ALLEN Coleman Carl	0.13	23.30	49.55	2:30.56	
			MASSIE-MARTEL Dominique	0.33	24.14	50.38	3:20.94	
8	4	3	<b>SUI - Switzerland</b>				<b>3:21.43</b>	7.73 Q
			FEBO Jean-Baptiste	0.70	24.42	51.28	51.28	
			KARASEK David	0.21	23.64	49.42	1:40.70	
			VAN DOOREN Erik	0.21	23.81	50.29	2:30.99	
			LIESS Alexandre	0.18	23.38	50.44	3:21.43	
9	2	3	<b>FRA - France</b>				<b>3:21.69</b>	7.99
			MAGULA Romain	0.69	24.40	50.47	50.47	
			HUSTACHE Joris	0.27	24.25	50.95	1:41.42	
			LAMBERT Hugo	0.06	24.13	50.00	2:31.42	
			MIGNON Clement	0.16	23.88	50.27	3:21.69	

Timing and Results provided by  **TISSOT**





**Heats**

Rank	Heat	Lane	Country / Name	R.T.	50m	100m	Time	Time Behind
10	2	6	<b>RSA - South Africa</b>				<b>3:22.54</b>	8.84
			SHANKLAND Leith	0.68	23.96	50.08	50.08	
			PENDOCK Luke Fitzroy	0.31	24.17	50.78	1:40.86	
			ERASMUS Douglas John	0.29	23.86	50.79	2:31.65	
			MEYER Nico	0.35	23.99	50.89	3:22.54	
11	2	2	<b>EST - Estonia</b>				<b>3:23.10</b>	9.40
			TRIBUNTSOV Ralf	0.75	24.41	50.35	50.35	
			LIIVAMAGI Martin	0.27	24.37	51.05	1:41.40	
			JURISOO Kristjan	0.21	24.93	52.64	2:34.04	
			DEGTJARJOV Pjotr	0.00	23.40	49.06	3:23.10	
12	3	3	<b>ROU - Romania</b>				<b>3:23.60</b>	9.90
			RADU Marius	0.72	24.48	50.84	50.84	
			COSTE Alin	0.57	23.81	50.84	1:41.68	
			MACOVEI Daniel	0.24	23.57	50.61	2:32.29	
			ARTIMON Alin Alexandru	0.46	24.59	51.31	3:23.60	
13	3	6	<b>UKR - Ukraine</b>				<b>3:25.72</b>	12.02
			SUSHCHYK Volodymyr	0.72	24.97	51.28	51.28	
			SHULGA Oleksandr	0.27	24.82	51.88	1:43.16	
			IVANOV Oleksii	0.31	25.27	51.96	2:35.12	
			YEGOSHIN Yuriy	0.38	24.23	50.60	3:25.72	
14	4	2	<b>INA - Indonesia</b>				<b>3:27.84</b>	14.14
			PUTERA Guntur Pratama	0.66	25.37	52.62	52.62	
			SIDIQ Triady Fauzi	0.29	24.25	50.92	1:43.54	
			OHMAR Alexis Wijaya	0.26	25.41	52.35	2:35.89	
			SUTANTO Glenn Victor	0.30	24.85	51.95	3:27.84	
15	4	7	<b>ISR - Israel</b>				<b>3:27.96</b>	14.26
			KONOVALOV Alexi	0.71	24.79	50.98	50.98	
			SAMOULLICH Iouri	0.33	24.26	50.90	1:41.88	
			HAYET Nimrod	0.28	25.37	53.72	2:35.60	
			SHNAIDER Yaniv	0.15	25.00	52.36	3:27.96	
16	3	2	<b>HKG - Hong Kong, China</b>				<b>3:29.19</b>	15.49
			WONG Chen Ho Jeremy	0.69	24.63	51.09	51.09	
			NG Chun Nam Derick	0.60	25.19	52.10	1:43.19	
			CHEUNG Kin Tat Kent	0.28	25.40	53.01	2:36.20	
			YAU Ka Lam	0.20	25.39	52.99	3:29.19	
17	2	7	<b>CHN - People'S Republic Of China</b>				<b>3:34.57</b>	20.87
			FU Yongjun	0.70	25.21	52.82	52.82	
			XIE Jiale	0.45	25.52	52.48	1:45.30	
			XU Hang	0.37	25.59	53.88	2:39.18	
			ZHANG Haidong	0.09	26.23	55.39	3:34.57	
18	3	7	<b>MAC - Macau, China</b>				<b>3:39.29</b>	25.59
			LEI Cheok Fong	0.69	26.88	55.26	55.26	
			NGOU Pok Man	0.42	25.99	53.28	1:48.54	
			CHOU Kit	0.48	26.49	54.61	2:43.15	
			CHONG Cheok Kuan	0.58	26.86	56.14	3:39.29	
19	3	1	<b>IND - India</b>				<b>3:40.01</b>	26.31
			HAVALDAR Rohit Rajendra	0.79	25.73	54.47	54.47	
			DEBNATH Sanu	0.60	26.82	56.19	1:50.66	
			MENON Ashwin	0.17	25.84	53.82	2:44.48	
			GHAI Aman	0.69	26.40	55.53	3:40.01	
20	1	3	<b>SIN - Singapore</b>				<b>3:45.45</b>	31.75
			SETHI Ervin	0.69	25.91	54.86	54.86	
			TAN Zachary	0.51	27.45	56.79	1:51.65	
			LIM Zhi Cong	0.35	27.92	57.32	2:48.97	
			LEE Leon	0.42	27.29	56.48	3:45.45	





**Heats**

Rank	Heat	Lane	Country / Name	R.T.	50m	100m	Time	Time Behind
21	4	8	<b>MGL - Mongolia</b>				<b>4:08.77</b>	55.07
			BATSAIKHAN Dulguun	0.68	27.37	57.87	57.87	
			GANKHUYAG Davaadorj	0.43	30.64	1:07.18	2:05.05	
			ERDENEBILEG Baymbasuren	0.69	28.97	1:03.05	3:08.10	
			DELGERMUNKH Dashdavaa	0.58	28.04	1:00.67	4:08.77	
	1	4	<b>PHI - Philippines</b>				<b>DNS</b>	
	1	5	<b>QAT - Qatar</b>				<b>DNS</b>	
	2	1	<b>MEX - Mexico</b>				<b>DNS</b>	
	4	1	<b>ARG - Argentina</b>				<b>DNS</b>	

<b>LEGEND</b>			
DNS Did not start	Q Qualified for the next phase	R.T. Reaction time	U
UR			



## Results

Результаты

### EVENT NO. 9

	Record	Splits			Country (Relay)	Location	Date
<b>WR</b>	3:08.24	47.51	1:34.53	2:22.18	USA - United States	Beijing (CHN)	11 AUG 2008
<b>UR</b>	3:14.74	48.39	1:36.61	2:26.32	USA - United States	Belgrade (SRB)	5 JUL 2009


#### Heat 1 of 4

Rank	Lane	Country / Name	R.T.	50m	100m	Time	Time Behind
1	3	<b>SIN - Singapore</b> SETHI Ervin TAN Zachary LIM Zhi Cong LEE Leon	0.69	25.91	54.86	3:45.45 (1) 54.86	
	4	<b>PHI - Philippines</b>	0.51	27.45	56.79	(1) 1:51.65	
			0.35	27.92	57.32	(1) 2:48.97	
			0.42	27.29	56.48	(1) 3:45.45	
						<b>DNS</b>	
	5	<b>QAT - Qatar</b>				<b>DNS</b>	

#### LEGEND

**DNS** Did not start

**R.T.** Reaction time

Timing and Results provided by  **TISSOT**



## Results

Результаты

### EVENT NO. 9

	Record	Splits			Country (Relay)	Location	Date
<b>WR</b>	3:08.24	47.51	1:34.53	2:22.18	USA - United States	Beijing (CHN)	11 AUG 2008
<b>UR</b>	3:14.74	48.39	1:36.61	2:26.32	USA - United States	Belgrade (SRB)	5 JUL 2009

#### Heat 2 of 4

Rank	Lane	Country / Name	R.T.	50m	100m	Time	Time Behind
<b>1</b>	<b>4</b>	<b>ITA - Italy</b>				<b>3:20.44</b>	
		MAGLIA Gianluca	0.74	24.30	50.61	(5) 50.61	
		BENATTI Lorenzo	0.17	23.41	49.62	(2) 1:40.23	
		SANTUCCI Michele	0.26	23.60	49.58	(1) 2:29.81	
		ROMANI Tommaso	0.09	24.08	50.63	(1) 3:20.44	
<b>2</b>	<b>5</b>	<b>POL - Poland</b>				<b>3:20.72</b>	0.28
		MAJCHRZAK Kacper	0.67	23.62	50.09	(2) 50.09	
		KORZENIOWSKI Pawel	0.20	23.98	49.49	(1) 1:39.58	
		WYPYCH Filip	0.32	23.75	50.39	(2) 2:29.97	
		KRUPECKI Oskar	0.20	24.27	50.75	(2) 3:20.72	
<b>3</b>	<b>3</b>	<b>FRA - France</b>				<b>3:21.69</b>	1.25
		MAGULA Romain	0.69	24.40	50.47	(4) 50.47	
		HUSTACHE Joris	0.27	24.25	50.95	(5) 1:41.42	
		LAMBERT Hugo	0.06	24.13	50.00	(3) 2:31.42	
		MIGNON Clement	0.16	23.88	50.27	(3) 3:21.69	
<b>4</b>	<b>6</b>	<b>RSA - South Africa</b>				<b>3:22.54</b>	2.10
		SHANKLAND Leith	0.68	23.96	50.08	(1) 50.08	
		PENDOCK Luke Fitzroy	0.31	24.17	50.78	(3) 1:40.86	
		ERASMUS Douglas John	0.29	23.86	50.79	(4) 2:31.65	
		MEYER Nico	0.35	23.99	50.89	(4) 3:22.54	
<b>5</b>	<b>2</b>	<b>EST - Estonia</b>				<b>3:23.10</b>	2.66
		TRIBUNTSOV Ralf	0.75	24.41	50.35	(3) 50.35	
		LIIVAMAGI Martin	0.27	24.37	51.05	(4) 1:41.40	
		JURISOO Kristijan	0.21	24.93	52.64	(5) 2:34.04	
		DEGTJARJOV Pjotr	0.00	23.40	49.06	(5) 3:23.10	
<b>6</b>	<b>7</b>	<b>CHN - People'S Republic Of China</b>				<b>3:34.57</b>	14.13
		FU Yongjun	0.70	25.21	52.82	(6) 52.82	
		XIE Jiale	0.45	25.52	52.48	(6) 1:45.30	
		XU Hang	0.37	25.59	53.88	(6) 2:39.18	
		ZHANG Haidong	0.09	26.23	55.39	(6) 3:34.57	
<b>1</b>		<b>MEX - Mexico</b>				<b>DNS</b>	

#### LEGEND

**DNS** Did not start

**R.T.** Reaction time

Timing and Results provided by  **TISSOT**



## Results

Результаты

### EVENT NO. 9

	Record	Splits			Country (Relay)	Location	Date
<b>WR</b>	3:08.24	47.51	1:34.53	2:22.18	USA - United States	Beijing (CHN)	11 AUG 2008
<b>UR</b>	3:14.74	48.39	1:36.61	2:26.32	USA - United States	Belgrade (SRB)	5 JUL 2009

#### Heat 3 of 4


Rank	Lane	Country / Name	R.T.	50m	100m	Time	Time Behind
<b>1</b>	<b>4</b>	<b>RUS - Russian Federation</b>				<b>3:13.70</b>	UR
		GRECHIN Andrey	0.69	22.88	48.05 U	(1) 48.05	
		LAGUNOV Evgeny	0.16	23.11	48.44	(1) 1:36.49	
		FESIKOV Sergey	0.29	23.30	49.00	(1) 2:25.49	
		SUKHORUKOV Alexander	0.23	23.29	48.21	(1) 3:13.70	
<b>2</b>	<b>5</b>	<b>JPN - Japan</b>				<b>3:19.47</b>	5.77
		NAKAMURA Katsumi	0.67	23.96	49.85	(2) 49.85	
		HIRAI Kenta	0.32	23.59	49.43	(2) 1:39.28	
		ISHIBASHI Chiaki	0.24	24.31	50.10	(2) 2:29.38	
		KOMATSU Takumi	0.30	23.82	50.09	(2) 3:19.47	
<b>3</b>	<b>3</b>	<b>ROU - Romania</b>				<b>3:23.60</b>	9.90
		RADU Marius	0.72	24.48	50.84	(3) 50.84	
		COSTE Alin	0.57	23.81	50.84	(3) 1:41.68	
		MACOVEI Daniel	0.24	23.57	50.61	(3) 2:32.29	
		ARTIMON Alin Alexandru	0.46	24.59	51.31	(3) 3:23.60	
<b>4</b>	<b>6</b>	<b>UKR - Ukraine</b>				<b>3:25.72</b>	12.02
		SUSHCHYK Volodymyr	0.72	24.97	51.28	(5) 51.28	
		SHULGA Oleksandr	0.27	24.82	51.88	(4) 1:43.16	
		IVANOV Oleksii	0.31	25.27	51.96	(4) 2:35.12	
		YEGOSHIN Yuriy	0.38	24.23	50.60	(4) 3:25.72	
<b>5</b>	<b>2</b>	<b>HKG - Hong Kong, China</b>				<b>3:29.19</b>	15.49
		WONG Chen Ho Jeremy	0.69	24.63	51.09	(4) 51.09	
		NG Chun Nam Derick	0.60	25.19	52.10	(5) 1:43.19	
		CHEUNG Kin Tat Kent	0.28	25.40	53.01	(5) 2:36.20	
		YAU Ka Lam	0.20	25.39	52.99	(5) 3:29.19	
<b>6</b>	<b>7</b>	<b>MAC - Macau, China</b>				<b>3:39.29</b>	25.59
		LEI Cheok Fong	0.69	26.88	55.26	(7) 55.26	
		NGOU Pok Man	0.42	25.99	53.28	(6) 1:48.54	
		CHOU Kit	0.48	26.49	54.61	(6) 2:43.15	
		CHONG Cheok Kuan	0.58	26.86	56.14	(6) 3:39.29	
<b>7</b>	<b>1</b>	<b>IND - India</b>				<b>3:40.01</b>	26.31
		HAVALDAR Rohit Rajendra	0.79	25.73	54.47	(6) 54.47	
		DEBNATH Sanu	0.60	26.82	56.19	(7) 1:50.66	
		MENON Ashwin	0.17	25.84	53.82	(7) 2:44.48	
		GHAI Aman	0.69	26.40	55.53	(7) 3:40.01	

#### LEGEND

R.T. Reaction time

U

UR

Timing and Results provided by  **TISSOT**



## Results

Результаты

### EVENT NO. 9

	Record	Splits		Country (Relay)	Location	Date
<b>WR</b>	3:08.24	47.51	1:34.53	2:22.18	USA - United States	Beijing (CHN) 11 AUG 2008
<b>UR</b>	3:13.70	48.05	1:36.49	2:25.49	RUS - Russian Federation	Kazan 10 JUL 2013


#### Heat 4 of 4

Rank	Lane	Country / Name	R.T.	50m	100m	Time	Time Behind
1	4	<b>USA - United States Of America</b>				<b>3:17.42</b>	
		TOOMEY Derek	0.69	23.47	49.85	(2) 49.85	
		SMITH Giles	-0.03	22.94	49.18	(1) 1:39.03	
		REED Tyler	0.25	23.75	49.77	(1) 2:28.80	
		WYNALDA Michael	0.19	23.28	48.62	(1) 3:17.42	
2	5	<b>AUS - Australia</b>				<b>3:19.37</b>	1.95
		ABOOD Andrew	0.75	23.84	49.72	(1) 49.72	
		LESTER Daniel	0.37	24.06	50.53	(2) 1:40.25	
		JAMES Justi	0.15	23.25	48.94	(2) 2:29.19	
		ASBURY Shane	0.12	23.94	50.18	(2) 3:19.37	
3	6	<b>CAN - Canada</b>				<b>3:20.94</b>	3.52
		GOSSLAND Thomas David	0.71	24.36	50.93	(3) 50.93	
		MANNING Christopher Jeffrey	0.15	23.58	50.08	(4) 1:41.01	
		ALLEN Coleman Carl	0.13	23.30	49.55	(3) 2:30.56	
		MASSIE-MARTEL Dominique	0.33	24.14	50.38	(3) 3:20.94	
4	3	<b>SUI - Switzerland</b>				<b>3:21.43</b>	4.01
		FEBO Jean-Baptiste	0.70	24.42	51.28	(5) 51.28	
		KARASEK David	0.21	23.64	49.42	(3) 1:40.70	
		VAN DOOREN Erik	0.21	23.81	50.29	(4) 2:30.99	
		LIESS Alexandre	0.18	23.38	50.44	(4) 3:21.43	
5	2	<b>INA - Indonesia</b>				<b>3:27.84</b>	10.42
		PUTERA Guntur Pratama	0.66	25.37	52.62	(6) 52.62	
		SIDIQ Triady Fauzi	0.29	24.25	50.92	(6) 1:43.54	
		OHMAR Alexis Wijaya	0.26	25.41	52.35	(6) 2:35.89	
		SUTANTO Glenn Victor	0.30	24.85	51.95	(5) 3:27.84	
6	7	<b>ISR - Israel</b>				<b>3:27.96</b>	10.54
		KONOVALOV Alexi	0.71	24.79	50.98	(4) 50.98	
		SAMOULLICH Iouri	0.33	24.26	50.90	(5) 1:41.88	
		HAYET Nimrod	0.28	25.37	53.72	(5) 2:35.60	
		SHNAIDER Yaniv	0.15	25.00	52.36	(6) 3:27.96	
7	8	<b>MGL - Mongolia</b>				<b>4:08.77</b>	51.35
		BATSAIKHAN Dulguun	0.68	27.37	57.87	(7) 57.87	
		GANKHUYAG Davaadorj	0.43	30.64	1:07.18	(7) 2:05.05	
		ERDENEBILEG Baymbasuren	0.69	28.97	1:03.05	(7) 3:08.10	
		DELGERMUNKH Dashdavaa	0.58	28.04	1:00.67	(7) 4:08.77	
1		<b>ARG - Argentina</b>				<b>DNS</b>	

#### LEGEND

DNS Did not start

R.T. Reaction time

Timing and Results provided by  **TISSOT**



# Result Book

27th Summer Universiade in Kazan 2013



## Swimming

Men's 4 x 100m Freestyle Relay Final







## Start List

Стартовый список

### EVENT NO. 9

	Record	Splits			Country (Relay)	Location	Date
<b>WR</b>	3:08.24	47.51	1:34.53	2:22.18	USA - United States	Beijing (CHN)	11 AUG 2008
<b>UR</b>	3:13.70	48.05	1:36.49	2:25.49	RUS - Russian Federation	Kazan	10 JUL 2013

### Final

Lane	Country	Name	Year of Birth	Qualifying Time	Time	Rank
1	CAN - Canada	ASPINALL Kelly Branston	1989	3:20.94		
		ALLEN Coleman Carl	1993			
		MANNING Christopher Jeffrey	1991			
		GOSSLAND Thomas David	1989			
2	ITA - Italy	MAGLIA Gianluca	1988	3:20.44		
		BENATTI Lorenzo	1986			
		PIZZAMIGLIO Stefano	1991			
		SANTUCCI Michele	1989			
3	AUS - Australia	ABOOD Andrew	1990	3:19.37		
		JAMES Justi	1992			
		HADLER Jayden	1993			
		ARNAMNART Daniel	1989			
4	RUS - Russian Federation	GRECHIN Andrey	1987	3:13.70		
		LOBINTSEV Nikita	1988			
		MOROZOV Vladimir	1992			
		IZOTOV Danila	1991			
5	USA - United States Of America	TOOMEY Derek	1991	3:17.42		
		CONGER John	1994			
		WYNALDA Michael	1992			
		SMITH Giles	1991			
6	JPN - Japan	NAKAMURA Katsumi	1994	3:19.47		
		ISHIBASHI Chiaki	1991			
		HIRAI Kenta	1994			
		KOMATSU Takumi	1994			
7	POL - Poland	MAJCHRZAK Kacper	1992	3:20.72		
		KORZENIOWSKI Pawel	1985			
		WYPYCH Filip	1991			
		KRUPECKI Oskar	1992			
8	SUI - Switzerland	FEBO Jean-Baptiste	1992	3:21.43		
		KARASEK David	1987			
		VAN DOOREN Erik	1991			
		LIESS Alexandre	1991			


### Reserves

Lane	Country	Qualifying Time	Time	Rank
	FRA - France	3:21.69		
	RSA - South Africa	3:22.54		

### LEGEND

**UR** Universiade record

**WR** World record

Timing and Results provided by  **TISSOT**



## Results

Результаты

### EVENT NO. 9

	Record	Splits		Country (Relay)	Location	Date
<b>WR</b>	3:08.24	47.51	1:34.53	2:22.18	USA - United States	Beijing (CHN) 11 AUG 2008
<b>UR</b>	3:13.70	48.05	1:36.49	2:25.49	RUS - Russian Federation	Kazan 10 JUL 2013

### Final

Rank	Lane	Country / Name	R.T.	50m	100m	Time	Time Behind
1	4	<b>RUS - Russian Federation</b>				<b>3:10.88</b>	UR
		GRECHIN Andrey	0.67	22.82	47.98 U	(1) 47.98	
		LOBINTSEV Nikita	0.46	22.61	47.92 (1)	1:35.90	
		MOROZOV Vladimir	0.27	21.66	47.14 (1)	2:23.04	
		IZOTOV Danila	0.51	22.51	47.84 (1)	3:10.88	
2	3	<b>AUS - Australia</b>				<b>3:16.33</b>	5.45
		ABOOD Andrew	0.74	23.87	49.61 (4)	49.61	
		JAMES Justi	0.18	23.28	49.11 (2)	1:38.72	
		HADLER Jayden	0.16	23.44	48.84 (2)	2:27.56	
		ARNAMNART Daniel	0.12	22.99	48.77 (2)	3:16.33	
3	2	<b>ITA - Italy</b>				<b>3:16.64</b>	5.76
		MAGLIA Gianluca	0.65	23.77	49.78 (6)	49.78	
		BENATTI Lorenzo	0.08	22.93	49.26 (4)	1:39.04	
		PIZZAMIGLIO Stefano	0.24	23.37	49.14 (5)	2:28.18	
		SANTUCCI Michele	0.12	23.00	48.46 (3)	3:16.64	
4	5	<b>USA - United States Of America</b>				<b>3:17.60</b>	6.72
		TOOMEY Derek	0.69	23.69	49.76 (5)	49.76	
		CONGER John	0.33	23.08	49.29 (5)	1:39.05	
		WYNALDA Michael	0.37	23.71	49.03 (3)	2:28.08	
		SMITH Giles	0.05	23.56	49.52 (4)	3:17.60	
5	6	<b>JPN - Japan</b>				<b>3:17.97</b>	7.09
		NAKAMURA Katsumi	0.63	24.01	49.51 (3)	49.51	
		ISHIBASHI Chiaki	0.17	24.00	49.59 (6)	1:39.10	
		HIRAI Kenta	0.02	23.26	49.02 (4)	2:28.12	
		KOMATSU Takumi	0.13	23.74	49.85 (5)	3:17.97	
6	7	<b>POL - Poland</b>				<b>3:18.05</b>	7.17
		MAJCHRZAK Kacper	0.66	23.40	49.35 (2)	49.35	
		KORZENIOWSKI Pawel	0.19	23.94	49.40 (3)	1:38.75	
		WYPYCH Filip	0.00	23.10	49.83 (6)	2:28.58	
		KRUPECKI Oskar	0.10	23.61	49.47 (6)	3:18.05	
7	1	<b>CAN - Canada</b>				<b>3:20.50</b>	9.62
		ASPINALL Kelly Branston	0.63	24.36	50.79 (8)	50.79	
		ALLEN Coleman Carl	0.23	23.67	49.84 (8)	1:40.63	
		MANNING Christopher Jeffrey	0.16	23.58	50.43 (8)	2:31.06	
		GOSSLAND Thomas David	0.12	23.24	49.44 (7)	3:20.50	
8	8	<b>SUI - Switzerland</b>				<b>3:21.01</b>	10.13
		FEBO Jean-Baptiste	0.68	24.08	50.70 (7)	50.70	
		KARASEK David	0.17	23.97	49.63 (7)	1:40.33	
		VAN DOOREN Erik	0.19	23.89	50.45 (7)	2:30.78	
		LIESS Alexandre	0.28	23.61	50.23 (8)	3:21.01	

### LEGEND

R.T. Reaction time      U      UR      Universiade record

Timing and Results provided by  **TISSOT**



# Result Book

27th Summer Universiade in Kazan 2013



## Swimming

Men's 4 x 200m Freestyle Relay





## Medallists

Медалисты

Medal	Country	Name
GOLD	RUS - Russian Federation	IZOTOV Danila LOBINTSEV Nikita LOBUZOV Artem SUKHORUKOV Alexander LAGUNOV Evgeny POLISHCHUK Mikhail SURKOV Stepan
SILVER	USA - United States Of America	WEISS Michael WYNALDA Michael SURHOFF Austin BARBER Matthew FLACH JR Michael RITTER Jacob WOLD Alex
BRONZE	AUS - Australia	NAPOLEON Ryan JAMES Justin OBRIEN George ASBURY Shane HADLER Jayden LESTER Daniel





# Result Book

27th Summer Universiade in Kazan 2013



## Swimming

Men's 4 x 200m Freestyle Relay Preliminaries





### Start List

Стартовый список

EVENT NO. 36

REVISED

15 JUL 08:38

	Record	Splits			Country (Relay)	Location	Date
<b>WR</b>	6:58.55	1:44.49	3:28.62	5:14.09	USA - United States	Rome (ITA)	31 JUL 2009
<b>UR</b>	7:11.54	1:47.81	3:34.53	5:23.42	JPN - Japan	Belgrade (SRB)	10 JUL 2009

#### Heat 1 of 2

Lane	Country	Name	Year of Birth	Qualifying Time	Time	Rank
1	ROU - Romania	RADU Marius	1992			
		MACOVEI Daniel	1992			
		ARTIMON Alin Alexandru	1992			
		COSTE Alin	1992			
2	HKG - Hong Kong, China	YAU Ka Lam	1991			
		WONG Chen Ho Jeremy	1994			
		LAU Chun Leung Johnny	1991			
3	JPN - Japan	CHEUNG Kin Tat Kent	1992	7:20.00		
		ISHIBASHI Chiaki	1991			
		HIRAI Kenta	1994			
		FUJIMORI Hiromasa	1991			
4	RUS - Russian Federation	KOMATSU Takumi	1994	7:12.00		
		LOBUZOV Artem	1991			
		LAGUNOV Evgeny	1985			
		POLISHCHUK Mikhail	1989			
5	FRA - France	SURKOV Stepan	1994	7:19.33		
		GUERIN Simon	1992			
		MAGULA Romain	1991			
		PEDURAND Ganesh	1992			
6	CAN - Canada	FUCHS Theo	1993	7:25.67		
		DESPOND Francis Thomas	1991			
		ALLEN Coleman Carl	1993			
		WOOD Russell Howard	1994			
7	INA - Indonesia	PAGE Alec Thomas Hansen	1993	DNS		






Heat 2 of 2

Lane	Country	Name	Year of Birth	Qualifying Time	Time	Rank
1	OMA - Oman			DNS		
2	CHN - People's Republic Of China	XIE Jiale	1993	7:40.00		
		FU Yongjun	1992			
		TIAN Xianghua	1991			
		ZHANG Haidong	1993			
3	AUS - Australia	ASBURY Shane	1989	7:19.65		
		OBRIEN George	1991			
		LESTER Daniel	1990			
		HADLER Jayden	1993			
4	USA - United States Of America	FLACH JR Michael	1991	6:59.30		
		WOLD Alex	1987			
		RITTER Jacob	1992			
		BARBER Matthew	1991			
5	ITA - Italy	BARBACINI Filippo	1990	7:16.00		
		MAGLIA Gianluca	1988			
		MAESTRI Riccardo	1994			
		SANTUCCI Michele	1989			
6	SUI - Switzerland	FEBO Jean-Baptiste	1992	7:22.30		
		KARASEK David	1987			
		LIESS Alexandre	1991			
		VAN DUIJN Nico	1990			
7	IND - India	HAVALDAR Rohit Rajendra	1989			
		DEBNATH Sanu	1994			
		SINGH Jashan Deep	1992			
		MENON Ashwin	1991			

LEGEND

UR Universiade record      WR World record

Relay OMA added. Event re-seeded.  
Entry times added. Event re-seeded.

Timing and Results provided by  TISSOT



## Results Summary


Итоговые результаты

EVENT NO. 36

	Record	Splits			Country (Relay)	Location	Date
<b>WR</b>	6:58.55	1:44.49	3:28.62	5:14.09	USA - United States	Rome (ITA)	31 JUL 2009
<b>UR</b>	7:11.54	1:47.81	3:34.53	5:23.42	JPN - Japan	Belgrade (SRB)	10 JUL 2009

### Heats

Rank	Heat	Lane	Country / Name	R.T.	50m	100m	150m	200m	Time	Time Behind
1	1	4	<b>RUS - Russian Federation</b>						<b>7:14.74</b>	<b>Q</b>
			LOBUZOV Artem	0.68	25.49	52.86	1:20.47	1:47.84	1:47.84	
			LAGUNOV Evgeny	0.43	23.93	51.10	1:20.11	1:48.99	3:36.83	
			POLISHCHUK Mikhail	0.47	25.41	53.01	1:21.18	1:49.00	5:25.83	
			SURKOV Stepan	0.56	25.36	52.31	1:20.25	1:48.91	7:14.74	
2	2	4	<b>USA - United States Of America</b>						<b>7:19.92</b>	5.18 <b>Q</b>
			FLACH JR Michael	0.61	25.89	53.55	1:21.48	1:50.44	1:50.44	
			WOLD Alex	0.38	25.47	53.13	1:21.10	1:49.95	3:40.39	
			RITTER Jacob	0.21	25.56	53.54	1:21.77	1:49.85	5:30.24	
			BARBER Matthew	0.20	25.34	53.05	1:21.06	1:49.68	7:19.92	
3	1	3	<b>JPN - Japan</b>						<b>7:20.99</b>	6.25 <b>Q</b>
			ISHIBASHI Chiaki	0.68	25.62	53.63	1:22.08	1:50.01	1:50.01	
			HIRAI Kenta	0.16	24.73	52.85	1:21.27	1:50.23	3:40.24	
			FUJIMORI Hiromasa	0.46	25.06	52.52	1:20.95	1:49.76	5:30.00	
			KOMATSU Takumi	0.09	24.91	52.99	1:21.99	1:50.99	7:20.99	
4	1	5	<b>FRA - France</b>						<b>7:21.29</b>	6.55 <b>Q</b>
			GUERIN Simon	0.69	25.95	53.06	1:21.26	1:50.02	1:50.02	
			MAGULA Romain	0.41	24.87	53.07	1:21.53	1:50.18	3:40.20	
			PEDURAND Ganesh	0.30	25.90	53.67	1:22.39	1:51.15	5:31.35	
			FUCHS Theo	0.11	25.11	53.07	1:21.82	1:49.94	7:21.29	
5	1	6	<b>CAN - Canada</b>						<b>7:25.59</b>	10.85 <b>Q</b>
			DESPOND Francis Thomas	0.75	26.29	53.92	1:22.35	1:51.55	1:51.55	
			ALLEN Coleman Carl	0.27	24.97	52.90	1:21.77	1:51.03	3:42.58	
			WOOD Russell Howard	0.26	25.86	54.61	1:23.90	1:52.84	5:35.42	
			PAGE Alec Thomas Hansen	0.30	25.35	53.16	1:21.67	1:50.17	7:25.59	
6	2	3	<b>AUS - Australia</b>						<b>7:26.06</b>	11.32 <b>Q</b>
			ASBURY Shane	0.67	25.93	53.61	1:21.82	1:50.36	1:50.36	
			OBRIEN George	0.32	25.97	53.62	1:21.64	1:49.69	3:40.05	
			LESTER Daniel	0.44	26.12	54.93	1:23.96	1:53.26	5:33.31	
			HADLER Jayden	0.21	25.77	54.45	1:23.81	1:52.75	7:26.06	
7	2	5	<b>ITA - Italy</b>						<b>7:28.58</b>	13.84 <b>Q</b>
			BARBACINI Filippo	0.72	25.50	52.99	1:21.93	1:50.88	1:50.88	
			MAGLIA Gianluca	0.25	25.16	53.56	1:22.23	1:50.53	3:41.41	
			MAESTRI Riccardo	0.19	24.94	52.85	1:21.70	1:50.86	5:32.27	
			SANTUCCI Michele	0.57	26.33	55.57	1:26.44	1:56.31	7:28.58	
8	2	6	<b>SUI - Switzerland</b>						<b>7:29.59</b>	14.85 <b>Q</b>
			FEBO Jean-Baptiste	0.73	25.77	53.89	1:22.27	1:50.53	1:50.53	
			KARASEK David	0.52	25.88	53.79	1:22.05	1:50.36	3:40.89	
			LIESS Alexandre	0.21	25.26	54.03	1:23.61	1:52.75	5:33.64	
			VAN DUJN Nico	0.52	26.23	55.65	1:25.85	1:55.95	7:29.59	
9	1	1	<b>ROU - Romania</b>						<b>7:45.35</b>	30.61
			RADU Marius	0.75	26.27	54.55	1:24.56	1:53.06	1:53.06	
			MACOVEI Daniel	0.30	25.58	54.83	1:25.36	1:57.88	3:50.94	
			ARTIMON Alin Alexandru	0.25	26.79	55.82	1:25.34	1:53.88	5:44.82	
			COSTE Alin	0.42	26.96	57.10	1:28.96	2:00.53	7:45.35	

Timing and Results provided by  **TISSOT**



**Heats**


Rank	Heat	Lane	Country / Name	R.T.	50m	100m	150m	200m	Time	Time Behind
10	1	2	<b>HKG - Hong Kong, China</b>						<b>7:52.20</b>	37.46
			YAU Ka Lam	0.70	26.38	54.73	1:24.48	1:56.72	1:56.72	
			WONG Chen Ho Jeremy	0.08	25.65	55.18	1:26.78	1:57.44	3:54.16	
			LAU Chun Leung Johnny	0.37	27.72	58.70	1:30.21	2:01.74	5:55.90	
			CHEUNG Kin Tat Kent	-0.01	26.12	55.68	1:25.67	1:56.30	7:52.20	
11	2	2	<b>CHN - People's Republic Of China</b>						<b>8:06.09</b>	51.35
			XIE Jiale	0.81	27.63	57.85	1:28.46	1:57.37	1:57.37	
			FU Yongjun	0.24	27.30	58.05	1:30.15	2:02.23	3:59.60	
			TIAN Xianghua	0.66	27.66	58.56	1:30.22	2:02.19	6:01.79	
			ZHANG Haidong	0.21	27.59	58.80	1:31.85	2:04.30	8:06.09	
12	2	7	<b>IND - India</b>						<b>8:13.80</b>	59.06
			HAVALDAR Rohit Rajendra	0.80	28.40	58.10	1:28.77	1:58.88	1:58.88	
			DEBNATH Sanu	0.28	28.17	59.33	1:31.09	2:02.63	4:01.51	
			SINGH Jashan Deep	0.04	28.46	1:01.34	1:37.36	2:11.26	6:12.77	
			MENON Ashwin	0.33	27.49	58.28	1:30.34	2:01.03	8:13.80	
	1	7	<b>INA - Indonesia</b>						<b>DNS</b>	
	2	1	<b>OMA - Oman</b>						<b>DNS</b>	

**LEGEND**

**DNS** Did not start

**Q** Qualified for the next phase

**R.T.** Reaction time

Timing and Results provided by  **TISSOT**



## Results

Результаты

EVENT NO. 36

	Record	Splits			Country (Relay)	Location	Date
<b>WR</b>	6:58.55	1:44.49	3:28.62	5:14.09	USA - United States	Rome (ITA)	31 JUL 2009
<b>UR</b>	7:11.54	1:47.81	3:34.53	5:23.42	JPN - Japan	Belgrade (SRB)	10 JUL 2009


### Heat 1 of 2

Rank	Lane	Country / Name	R.T.	50m	100m	150m	200m	Time	Time Behind
<b>1</b>	<b>4</b>	<b>RUS - Russian Federation</b>						<b>7:14.74</b>	
		LOBUZOV Artem	0.68	25.49	52.86	1:20.47	1:47.84	(1) 1:47.84	
		LAGUNOV Evgeny	0.43	23.93	51.10	1:20.11	1:48.99	(1) 3:36.83	
		POLISHCHUK Mikhail	0.47	25.41	53.01	1:21.18	1:49.00	(1) 5:25.83	
		SURKOV Stepan	0.56	25.36	52.31	1:20.25	1:48.91	(1) 7:14.74	
<b>2</b>	<b>3</b>	<b>JPN - Japan</b>						<b>7:20.99</b>	6.25
		ISHIBASHI Chiaki	0.68	25.62	53.63	1:22.08	1:50.01	(2) 1:50.01	
		HIRAI Kenta	0.16	24.73	52.85	1:21.27	1:50.23	(3) 3:40.24	
		FUJIMORI Hiromasa	0.46	25.06	52.52	1:20.95	1:49.76	(2) 5:30.00	
		KOMATSU Takumi	0.09	24.91	52.99	1:21.99	1:50.99	(2) 7:20.99	
<b>3</b>	<b>5</b>	<b>FRA - France</b>						<b>7:21.29</b>	6.55
		GUERIN Simon	0.69	25.95	53.06	1:21.26	1:50.02	(3) 1:50.02	
		MAGULA Romain	0.41	24.87	53.07	1:21.53	1:50.18	(2) 3:40.20	
		PEDURAND Ganesh	0.30	25.90	53.67	1:22.39	1:51.15	(3) 5:31.35	
		FUCHS Theo	0.11	25.11	53.07	1:21.82	1:49.94	(3) 7:21.29	
<b>4</b>	<b>6</b>	<b>CAN - Canada</b>						<b>7:25.59</b>	10.85
		DESPOND Francis Thomas	0.75	26.29	53.92	1:22.35	1:51.55	(4) 1:51.55	
		ALLEN Coleman Carl	0.27	24.97	52.90	1:21.77	1:51.03	(4) 3:42.58	
		WOOD Russell Howard	0.26	25.86	54.61	1:23.90	1:52.84	(4) 5:35.42	
		PAGE Alec Thomas Hansen	0.30	25.35	53.16	1:21.67	1:50.17	(4) 7:25.59	
<b>5</b>	<b>1</b>	<b>ROU - Romania</b>						<b>7:45.35</b>	30.61
		RADU Marius	0.75	26.27	54.55	1:24.56	1:53.06	(5) 1:53.06	
		MACOVEI Daniel	0.30	25.58	54.83	1:25.36	1:57.88	(5) 3:50.94	
		ARTIMON Alin Alexandru	0.25	26.79	55.82	1:25.34	1:53.88	(5) 5:44.82	
		COSTE Alin	0.42	26.96	57.10	1:28.96	2:00.53	(5) 7:45.35	
<b>6</b>	<b>2</b>	<b>HKG - Hong Kong, China</b>						<b>7:52.20</b>	37.46
		YAU Ka Lam	0.70	26.38	54.73	1:24.48	1:56.72	(6) 1:56.72	
		WONG Chen Ho Jeremy	0.08	25.65	55.18	1:26.78	1:57.44	(6) 3:54.16	
		LAU Chun Leung Johnny	0.37	27.72	58.70	1:30.21	2:01.74	(6) 5:55.90	
		CHEUNG Kin Tat Kent	-0.01	26.12	55.68	1:25.67	1:56.30	(6) 7:52.20	
<b>7</b>		<b>INA - Indonesia</b>						<b>DNS</b>	

#### LEGEND

DNS Did not start

R.T. Reaction time

Timing and Results provided by  **TISSOT**



## Results

Результаты

EVENT NO. 36

	Record	Splits			Country (Relay)	Location	Date
<b>WR</b>	6:58.55	1:44.49	3:28.62	5:14.09	USA - United States	Rome (ITA)	31 JUL 2009
<b>UR</b>	7:11.54	1:47.81	3:34.53	5:23.42	JPN - Japan	Belgrade (SRB)	10 JUL 2009

### Heat 2 of 2

Rank	Lane	Country / Name	R.T.	50m	100m	150m	200m	Time	Time Behind
<b>1</b>	<b>4</b>	<b>USA - United States Of America</b>						<b>7:19.92</b>	
		FLACH JR Michael	0.61	25.89	53.55	1:21.48	1:50.44	(2) 1:50.44	
		WOLD Alex	0.38	25.47	53.13	1:21.10	1:49.95	(2) 3:40.39	
		RITTER Jacob	0.21	25.56	53.54	1:21.77	1:49.85	(1) 5:30.24	
		BARBER Matthew	0.20	25.34	53.05	1:21.06	1:49.68	(1) 7:19.92	
<b>2</b>	<b>3</b>	<b>AUS - Australia</b>						<b>7:26.06</b>	6.14
		ASBURY Shane	0.67	25.93	53.61	1:21.82	1:50.36	(1) 1:50.36	
		OBRIEN George	0.32	25.97	53.62	1:21.64	1:49.69	(1) 3:40.05	
		LESTER Daniel	0.44	26.12	54.93	1:23.96	1:53.26	(3) 5:33.31	
		HADLER Jayden	0.21	25.77	54.45	1:23.81	1:52.75	(2) 7:26.06	
<b>3</b>	<b>5</b>	<b>ITA - Italy</b>						<b>7:28.58</b>	8.66
		BARBACINI Filippo	0.72	25.50	52.99	1:21.93	1:50.88	(4) 1:50.88	
		MAGLIA Gianluca	0.25	25.16	53.56	1:22.23	1:50.53	(4) 3:41.41	
		MAESTRI Riccardo	0.19	24.94	52.85	1:21.70	1:50.86	(2) 5:32.27	
		SANTUCCI Michele	0.57	26.33	55.57	1:26.44	1:56.31	(3) 7:28.58	
<b>4</b>	<b>6</b>	<b>SUI - Switzerland</b>						<b>7:29.59</b>	9.67
		FEBO Jean-Baptiste	0.73	25.77	53.89	1:22.27	1:50.53	(3) 1:50.53	
		KARASEK David	0.52	25.88	53.79	1:22.05	1:50.36	(3) 3:40.89	
		LIESS Alexandre	0.21	25.26	54.03	1:23.61	1:52.75	(4) 5:33.64	
		VAN DUIJN Nico	0.52	26.23	55.65	1:25.85	1:55.95	(4) 7:29.59	
<b>5</b>	<b>2</b>	<b>CHN - People's Republic Of China</b>						<b>8:06.09</b>	46.17
		XIE Jiale	0.81	27.63	57.85	1:28.46	1:57.37	(5) 1:57.37	
		FU Yongjun	0.24	27.30	58.05	1:30.15	2:02.23	(5) 3:59.60	
		TIAN Xianghua	0.66	27.66	58.56	1:30.22	2:02.19	(5) 6:01.79	
		ZHANG Haidong	0.21	27.59	58.80	1:31.85	2:04.30	(5) 8:06.09	
<b>6</b>	<b>7</b>	<b>IND - India</b>						<b>8:13.80</b>	53.88
		HVALDAR Rohit Rajendra	0.80	28.40	58.10	1:28.77	1:58.88	(6) 1:58.88	
		DEBNATH Sanu	0.28	28.17	59.33	1:31.09	2:02.63	(6) 4:01.51	
		SINGH Jashan Deep	0.04	28.46	1:01.34	1:37.36	2:11.26	(6) 6:12.77	
		MENON Ashwin	0.33	27.49	58.28	1:30.34	2:01.03	(6) 8:13.80	
	<b>1</b>	<b>OMA - Oman</b>						<b>DNS</b>	

#### LEGEND

DNS Did not start

R.T. Reaction time

Timing and Results provided by  **TISSOT**





# Result Book

27th Summer Universiade in Kazan 2013



## Swimming

Men's 4 x 200m Freestyle Relay Final







## Start List

Стартовый список

EVENT NO. 36

	Record	Splits			Country (Relay)	Location	Date
<b>WR</b>	6:58.55	1:44.49	3:28.62	5:14.09	USA - United States	Rome (ITA)	31 JUL 2009
<b>UR</b>	7:11.54	1:47.81	3:34.53	5:23.42	JPN - Japan	Belgrade (SRB)	10 JUL 2009

### Final

Lane	Country	Name	Year of Birth	Qualifying Time	Time	Rank
1	ITA - Italy	BARBACINI Filippo	1990	7:28.58		
		MAESTRI Riccardo	1994			
		SANTUCCI Michele	1989			
		MAGLIA Gianluca	1988			
2	CAN - Canada	DESPOND Francis Thomas	1991	7:25.59		
		PAGE Alec Thomas Hansen	1993			
		WOOD Russell Howard	1994			
		ALLEN Coleman Carl	1993			
3	JPN - Japan	ISHIBASHI Chiaki	1991	7:20.99		
		YAMAMOTO Kohei	1991			
		FUJIMORI Hiromasa	1991			
		HIDAKA Fumiya	1994			
4	RUS - Russian Federation	IZOTOV Danila	1991	7:14.74		
		LOBINTSEV Nikita	1988			
		LOBUZOV Artem	1991			
		SUKHORUKOV Alexander	1988			
5	USA - United States Of America	WEISS Michael	1991	7:19.92		
		WYNALDA Michael	1992			
		SURHOFF Austin	1990			
		BARBER Matthew	1991			
6	FRA - France	FUCHS Theo	1993	7:21.29		
		MAGULA Romain	1991			
		STASIULIS Benjamin	1986			
		GUERIN Simon	1992			
7	AUS - Australia	NAPOLEON Ryan	1990	7:26.06		
		JAMES Justin	1992			
		OBRIEN George	1991			
		ASBURY Shane	1989			
8	SUI - Switzerland	FEBO Jean-Baptiste	1992	7:29.59		
		KARASEK David	1987			
		LIESS Alexandre	1991			
		VAN DUIJN Nico	1990			


### Reserves

Lane	Country	Qualifying Time	Time	Rank
	ROU - Romania	7:45.35		
	HKG - Hong Kong, China	7:52.20		

### LEGEND

**UR** Universiade record

**WR** World record

Timing and Results provided by  **TISSOT**



## Results

Результаты


EVENT NO. 36

	Record	Splits			Country (Relay)	Location	Date
<b>WR</b>	6:58.55	1:44.49	3:28.62	5:14.09	USA - United States	Rome (ITA)	31 JUL 2009
<b>UR</b>	7:11.54	1:47.81	3:34.53	5:23.42	JPN - Japan	Belgrade (SRB)	10 JUL 2009

### Final

Rank	Lane	Country / Name	R.T.	50m	100m	150m	200m	Time	Time Behind
<b>1</b>	<b>4</b>	<b>RUS - Russian Federation</b>						<b>7:05.49</b>	UR
		IZOTOV Danila	0.74	24.70	51.46	1:17.82	1:44.87 U(1)	1:44.87	
		LOBINTSEV Nikita	0.22	24.21	50.92	1:18.49	1:46.74 (1)	3:31.61	
		LOBUZOV Artem	0.48	24.92	52.23	1:19.90	1:47.50 (1)	5:19.11	
		SUKHORUKOV Alexander	0.26	24.30	50.93	1:18.34	1:46.38 (1)	7:05.49	
<b>2</b>	<b>5</b>	<b>USA - United States Of America</b>						<b>7:13.58</b>	8.09
		WEISS Michael	0.70	25.16	51.86	1:19.40	1:47.66 (2)	1:47.66	
		WYNALDA Michael	0.44	24.64	52.06	1:20.13	1:47.84 (2)	3:35.50	
		SURHOFF Austin	0.36	24.56	51.91	1:20.19	1:48.54 (2)	5:24.04	
		BARBER Matthew	0.23	25.30	53.15	1:21.50	1:49.54 (2)	7:13.58	
<b>3</b>	<b>7</b>	<b>AUS - Australia</b>						<b>7:15.50</b>	10.01
		NAPOLEON Ryan	0.72	25.70	53.10	1:20.72	1:48.26 (3)	1:48.26	
		JAMES Justin	0.17	24.54	51.84	1:19.92	1:48.53 (3)	3:36.79	
		OBRIEN George	0.23	25.25	52.80	1:21.02	1:49.40 (3)	5:26.19	
		ASBURY Shane	0.27	25.10	52.57	1:20.85	1:49.31 (3)	7:15.50	
<b>4</b>	<b>3</b>	<b>JPN - Japan</b>						<b>7:16.29</b>	10.80
		ISHIBASHI Chiaki	0.69	25.37	52.83	1:20.83	1:48.79 (4)	1:48.79	
		YAMAMOTO Kohei	0.17	25.37	52.99	1:21.52	1:50.17 (4)	3:38.96	
		FUJIMORI Hiromasa	0.30	24.94	52.45	1:20.84	1:49.22 (4)	5:28.18	
		HIDAKA Fumiya	0.17	24.81	52.26	1:20.30	1:48.11 (4)	7:16.29	
<b>5</b>	<b>1</b>	<b>ITA - Italy</b>						<b>7:21.98</b>	16.49
		BARBACINI Filippo	0.74	25.27	52.92	1:21.32	1:50.57 (6)	1:50.57	
		MAESTRI Riccardo	0.24	24.61	52.42	1:21.53	1:50.68 (7)	3:41.25	
		SANTUCCI Michele	0.44	25.56	53.64	1:22.36	1:51.11 (6)	5:32.36	
		MAGLIA Gianluca	0.30	24.65	52.04	1:20.44	1:49.62 (5)	7:21.98	
<b>6</b>	<b>8</b>	<b>SUI - Switzerland</b>						<b>7:22.95</b>	17.46
		FEBO Jean-Baptiste	0.68	25.73	54.40	1:22.90	1:50.78 (7)	1:50.78	
		KARASEK David	0.33	24.97	52.61	1:20.54	1:49.00 (6)	3:39.78	
		LIESS Alexandre	0.22	25.07	53.96	1:23.42	1:52.41 (5)	5:32.19	
		VAN DUJN Nico	0.50	25.44	53.69	1:21.98	1:50.76 (6)	7:22.95	
<b>7</b>	<b>2</b>	<b>CAN - Canada</b>						<b>7:23.55</b>	18.06
		DESPOND Francis Thomas	0.69	25.94	54.18	1:22.75	1:51.98 (8)	1:51.98	
		PAGE Alec Thomas Hansen	0.26	25.33	53.65	1:21.80	1:49.58 (8)	3:41.56	
		WOOD Russell Howard	0.10	25.36	53.65	1:22.58	1:51.34 (7)	5:32.90	
		ALLEN Coleman Carl	0.26	24.85	52.85	1:21.83	1:50.65 (7)	7:23.55	
	<b>6</b>	<b>FRA - France</b>						<b>DSQ</b>	
		FUCHS Theo	0.70	25.83	53.30	1:21.75	1:49.58 (5)	1:49.58	
		MAGULA Romain	0.52	24.93	52.51	1:21.46	1:50.03 (5)	3:39.61	
		STASIULIS Benjamin	-0.11						
		GUERIN Simon							

<b>LEGEND</b>				
<b>DSQ</b> Disqualified	<b>R.T.</b> Reaction time	<b>U</b>	<b>UR</b> Universiade record	

Timing and Results provided by  **TISSOT**



# Result Book

27th Summer Universiade in Kazan 2013



## Swimming

Men's 4 x 100m Medley Relay





## Medallists

Медалисты

Medal	Country	Name
GOLD	RUS - Russian Federation	MOROZOV Vladimir STRELNIKOV Kirill KOPTELOV Evgeny GRECHIN Andrey KONOVALOV Nikita LOBINTSEV Nikita MELNIKOV Vitalii SINKEVICH Viatcheslav
SILVER	JPN - Japan	SHIRAI Yuki KOSEKI Yasuhiro UMEMOTO Masayuki NAKAMURA Katsumi TADA Kuninori
BRONZE	USA - United States Of America	CONGER John ALEXANDROV Mihail VAN SWOL Kyler WYNALDA Michael MILLER Cody PEBLEY Jacob SMITH Giles TOOMEY Derek





# Result Book

27th Summer Universiade in Kazan 2013



## Swimming

Men's 4 x 100m Medley Relay Preliminaries





### Start List

Стартовый список

EVENT NO. 40

**REVISED**

16 JUL 08:45

	Record	Splits			Country (Relay)	Location	Date
<b>WR</b>	3:27.28	52.19	1:50.76	2:40.48	USA - United States	Rome (ITA)	2 AUG 2009
<b>UR</b>	3:32.80	52.75	1:52.38	2:44.43	JPN - Japan	Belgrade (SRB)	11 JUL 2009

#### Heat 1 of 3

Lane	Country	Name	Year of Birth	Qualifying Time	Time	Rank
2	MAC - Macau, China	NGOU Pok Man	1994	3:53.56		
		CHOU Kit	1993			
		CHONG Cheok Kuan	1993			
		LEI Cheok Fong	1990			
3	EST - Estonia	TRIBUNTSOV Ralf	1994	3:41.00		
		LIIVAMAGI Martin	1988			
		JURISOO Kristjan	1993			
		DEGTJARJOV Pjotr	1993			
4	JPN - Japan	TADA Kuninori	1992	3:36.00		
		KOSEKI Yasuhiro	1992			
		UMEMOTO Masayuki	1994			
		NAKAMURA Katsumi	1994			
5	FRA - France	STASIULIS Benjamin	1986	3:38.81		
		DAHLIA Thomas	1990			
		LEMAIRE Paul	1991			
		MAGULA Romain	1991			
6	TPE - Chinese Taipei	LIN Shih-Chieh	1992	3:46.00		
		LEE Hsuan-Yen	1993			
		HSU Chi-Chieh	1988			
		WANG Yu-Lian	1994			
7	BLR - Belarus	STASELOVICH Viktor	1994			
		VABISHCHEVICH Viktor	1989			
		DODALEU Yahor	1993			
		KUKHARAU Arseni	1993			





Heat 2 of 3

Lane	Country	Name	Year of Birth	Qualifying Time	Time	Rank
2	RSA - South Africa	ELLIS Richard	1987	3:48.00		
		ZORZI Giulio Andrea	1989			
		MEYER Nico	1992			
		SHANKLAND Leith	1991			
3	CAN - Canada	WOOD Russell Howard	1994	3:40.23		
		FUNK Richard Anthony	1992			
		ALLEN Coleman Carl	1993			
		MASSIE-MARTEL Dominique	1990			
4	RUS - Russian Federation	MELNIKOV Vitalii	1990	3:31.00		
		SINKEVICH Viatcheslav	1991			
		KONOVALOV Nikita	1988			
		LOBINTSEV Nikita	1988			
5	GBR - Great Britain	BENNET Ryan Michael	1990	3:38.50		
		STEEPLES Christopher John	1992			
		JAMES Antony John	1989			
		HAMILTON Craig Jack Royal	1991			
6	UKR - Ukraine	VARVARUK Sergii	1994	3:42.00		
		KOVALENKO Andriy	1989			
		IVANOV Oleksii	1994			
		YEGOSHIN Yuriy	1985			
7	IND - India	HAVALDAR Rohit Rajendra	1989	4:00.00		
		SINGH Jashan Deep	1992			
		NAINAR Arvind	1993			
		MENON Ashwin	1991			




Heat 3 of 3

Lane	Country	Name	Year of Birth	Qualifying Time	Time	Rank
1	CHN - People's Republic Of China	ZHANG Jiaqi	1992			
		WANG Kaifeng	1992			
		XU Hang	1991			
		XIE Jiale	1993			
2	ISR - Israel	GAMBURG David	1993	3:46.00		
		QUPTY Jowan	1990			
		HAYET Nimrod	1991			
		OLSHEIN Almog	1993			
3	ITA - Italy	BONACCHI Niccolo	1994	3:39.00		
		TONIATO Andrea	1991			
		ROMANI Tommaso	1992			
		BENATTI Lorenzo	1986			
4	USA - United States Of America	PEBLEY Jacob	1993	3:29.35		
		MILLER Cody	1992			
		SMITH Giles	1991			
		TOOMEY Derek	1991			
5	AUS - Australia	TREFFERS Benjami	1991	3:37.64		
		IRELAND Maxwel	1988			
		LESTER Daniel	1990			
		ARNAMNART Daniel	1989			
6	SUI - Switzerland	KARASEK David	1987	3:41.15		
		SCHWEIZER Martin	1988			
		VAN DUJIN Nico	1990			
		FEBO Jean-Baptiste	1992			
7	HKG - Hong Kong, China	CHEAH Geoffrey Robin	1990	3:59.00		
		TSUI Hoi Tung, Ronald	1992			
		LAU Chun Leung Johnny	1991			
		WONG Chen Ho Jeremy	1994			

LEGEND

UR Universiade record

WR World record

Timing and Results provided by  **TISSOT**



## Results Summary


Итоговые результаты

EVENT NO. 40

	Record	Splits		Country (Relay)	Location	Date
<b>WR</b>	3:27.28	52.19	1:50.76	2:40.48	USA - United States	Rome (ITA) 2 AUG 2009
<b>UR</b>	3:32.80	52.75	1:52.38	2:44.43	JPN - Japan	Belgrade (SRB) 11 JUL 2009

### Heats

Rank	Heat	Lane	Country / Name	R.T.	50m	100m	Time	Time Behind
1	1	4	<b>JPN - Japan</b>				<b>3:37.10</b>	<b>Q</b>
			TADA Kuninori	0.60	26.50	54.91	54.91	
			KOSEKI Yasuhiro	0.35	28.37	1:00.53	1:55.44	
			UMEMOTO Masayuki	0.30	24.69	52.59	2:48.03	
			NAKAMURA Katsumi	0.18	23.48	49.07	3:37.10	
2	2	4	<b>RUS - Russian Federation</b>				<b>3:37.54</b>	0.44 <b>Q</b>
			MELNIKOV Vitalii	0.54	26.67	55.15	55.15	
			SINKEVICH Viatcheslav	0.34	29.58	1:01.98	1:57.13	
			KONOVALOV Nikita	0.44	24.69	52.24	2:49.37	
			LOBINTSEV Nikita	0.40	22.81	48.17	3:37.54	
3	3	4	<b>USA - United States Of America</b>				<b>3:38.03</b>	0.93 <b>Q</b>
			PEBLEY Jacob	0.72	26.63	54.43	54.43	
			MILLER Cody	0.39	28.92	1:01.78	1:56.21	
			SMITH Giles	0.11	24.13	52.42	2:48.63	
			TOOMEY Derek	0.22	23.29	49.40	3:38.03	
4	3	3	<b>ITA - Italy</b>				<b>3:39.67</b>	2.57 <b>Q</b>
			BONACCHI Niccolo	0.65	26.14	54.95	54.95	
			TONIATO Andrea	0.22	27.98	1:00.65	1:55.60	
			ROMANI Tommaso	0.28	24.80	54.43	2:50.03	
			BENATTI Lorenzo	0.20	23.62	49.64	3:39.67	
5	2	3	<b>CAN - Canada</b>				<b>3:39.94</b>	2.84 <b>Q</b>
			WOOD Russell Howard	0.61	27.18	56.00	56.00	
			FUNK Richard Anthony	0.32	28.68	1:01.47	1:57.47	
			ALLEN Coleman Carl	0.08	24.18	52.43	2:49.90	
			MASSIE-MARTEL Dominique	0.34	23.80	50.04	3:39.94	
6	3	5	<b>AUS - Australia</b>				<b>3:40.05</b>	2.95 <b>Q</b>
			TREFFERS Benjami	0.60	26.73	54.88	54.88	
			IRELAND Maxwel	0.32	28.94	1:02.60	1:57.48	
			LESTER Daniel	0.26	24.74	52.98	2:50.46	
			ARNAMNART Daniel	0.28	23.28	49.59	3:40.05	
7	1	3	<b>EST - Estonia</b>				<b>3:42.98</b>	5.88 <b>Q</b>
			TRIBUNTSOV Ralf	0.68	27.38	55.63	55.63	
			LIIVAMAGI Martin	0.19	28.46	1:02.06	1:57.69	
			JURISOO Kristjan	0.17	25.68	56.02	2:53.71	
			DEGTJARJOV Pjotr	-0.03	23.42	49.27	3:42.98	
8	2	2	<b>RSA - South Africa</b>				<b>3:43.19</b>	6.09 <b>Q</b>
			ELLIS Richard	0.66	27.08	55.97	55.97	
			ZORZI Giulio Andrea	0.47	28.53	1:03.53	1:59.50	
			MEYER Nico	0.43	24.90	54.29	2:53.79	
			SHANKLAND Leith	0.15	23.19	49.40	3:43.19	
9	1	5	<b>FRA - France</b>				<b>3:43.49</b>	6.39
			STASIULIS Benjamin	0.70	26.83	55.63	55.63	
			DAHLIA Thomas	0.16	28.90	1:02.46	1:58.09	
			LEMAIRE Paul	0.18	24.98	54.33	2:52.42	
			MAGULA Romain	0.38	24.60	51.07	3:43.49	

Timing and Results provided by  **TISSOT**



**Heats**

Rank	Heat	Lane	Country / Name	R.T.	50m	100m	Time	Time Behind
10	3	2	<b>ISR - Israel</b>				<b>3:44.54</b>	7.44
			GAMBURG David	0.61	27.36	56.48	56.48	
			QUPTY Jowan	0.16	29.46	1:03.27	1:59.75	
			HAYET Nimrod	0.32	25.79	54.99	2:54.74	
			OLSHTEIN Almog	0.16	23.44	49.80	3:44.54	
11	2	5	<b>GBR - Great Britain</b>				<b>3:45.12</b>	8.02
			BENNET Ryan Michael	0.63	27.01	55.80	55.80	
			STEEPLES Christopher John	0.41	29.02	1:02.84	1:58.64	
			JAMES Antony John	0.27	24.78	53.71	2:52.35	
			HAMILTON Craig Jack Royal	0.19	24.96	52.77	3:45.12	
12	3	6	<b>SUI - Switzerland</b>				<b>3:46.01</b>	8.91
			KARASEK David	0.69	28.43	59.42	59.42	
			SCHWEIZER Martin	0.28	28.50	1:02.54	2:01.96	
			VAN DUJN Nico	0.17	24.58	52.82	2:54.78	
			FEBO Jean-Baptiste	0.22	24.31	51.23	3:46.01	
13	1	7	<b>BLR - Belarus</b>				<b>3:46.25</b>	9.15
			STASELOVICH Viktor	0.66	27.39	56.72	56.72	
			VABISHCHEVICH Viktor	0.38	29.54	1:03.57	2:00.29	
			DODALEU Yahor	0.27	24.97	54.66	2:54.95	
			KUKHARAU Arseni	0.28	24.24	51.30	3:46.25	
14	2	6	<b>UKR - Ukraine</b>				<b>3:46.68</b>	9.58
			VARVARUK Sergii	0.74	28.20	58.35	58.35	
			KOVALENKO Andriy	0.26	28.83	1:03.75	2:02.10	
			IVANOV Oleksii	0.43	24.76	53.45	2:55.55	
			YEGOSHIN Yuriy	0.41	24.08	51.13	3:46.68	
15	3	7	<b>HKG - Hong Kong, China</b>				<b>3:48.64</b>	11.54
			CHEAH Geoffrey Robin	0.70	27.78	57.28	57.28	
			TSUI Hoi Tung, Ronald	0.37	29.65	1:04.24	2:01.52	
			LAU Chun Leung Johnny	0.50	26.38	56.78	2:58.30	
			WONG Chen Ho Jeremy	0.03	23.61	50.34	3:48.64	
16	1	6	<b>TPE - Chinese Taipei</b>				<b>3:48.77</b>	11.67
			LIN Shih-Chieh	0.62	27.90	57.86	57.86	
			LEE Hsuan-Yen	0.42	30.42	1:04.20	2:02.06	
			HSU Chi-Chieh	0.43	26.34	55.61	2:57.67	
			WANG Yu-Lian	0.27	24.34	51.10	3:48.77	
17	1	2	<b>MAC - Macau, China</b>				<b>4:00.97</b>	23.87
			NGOU Pok Man	0.70	29.14	1:00.15	1:00.15	
			CHOU Kit	0.24	30.27	1:05.35	2:05.50	
			CHONG Cheok Kuan	0.65	27.98	59.68	3:05.18	
			LEI Cheok Fong	0.13	26.68	55.79	4:00.97	
18	2	7	<b>IND - India</b>				<b>4:03.26</b>	26.16
			HVALDAR Rohit Rajendra	0.67	29.79	1:00.44	1:00.44	
			SINGH Jashan Deep	0.09	31.63	1:09.54	2:09.98	
			NAINAR Arvind	0.38	27.00	58.82	3:08.80	
			MENON Ashwin	0.25	26.31	54.46	4:03.26	
19	3	1	<b>CHN - People's Republic Of China</b>				<b>4:05.88</b>	28.78
			ZHANG Jiaqi	0.65	28.55	1:01.63	1:01.63	
			WANG Kaifeng	0.40	31.90	1:10.14	2:11.77	
			XU Hang	0.16	26.55	57.61	3:09.38	
			XIE Jiale	0.41	27.51	56.50	4:05.88	

**LEGEND**

**Q** Qualified for the next phase      **R.T.** Reaction time



## Results

Результаты

### EVENT NO. 40


	Record	Splits		Country (Relay)	Location	Date
<b>WR</b>	3:27.28	52.19	1:50.76	2:40.48	USA - United States	Rome (ITA) 2 AUG 2009
<b>UR</b>	3:32.80	52.75	1:52.38	2:44.43	JPN - Japan	Belgrade (SRB) 11 JUL 2009

#### Heat 1 of 3

Rank	Lane	Country / Name	R.T.	50m	100m	Time	Time Behind
<b>1</b>	<b>4</b>	<b>JPN - Japan</b>				<b>3:37.10</b>	
		TADA Kuninori	0.60	26.50	54.91	(1) 54.91	
		KOSEKI Yasuhiro	0.35	28.37	1:00.53	(1) 1:55.44	
		UMEMOTO Masayuki	0.30	24.69	52.59	(1) 2:48.03	
		NAKAMURA Katsumi	0.18	23.48	49.07	(1) 3:37.10	
<b>2</b>	<b>3</b>	<b>EST - Estonia</b>				<b>3:42.98</b>	5.88
		TRIBUNTSOV Ralf	0.68	27.38	55.63	(2) 55.63	
		LIIVAMAGI Martin	0.19	28.46	1:02.06	(2) 1:57.69	
		JURISOO Kristijan	0.17	25.68	56.02	(3) 2:53.71	
		DEGTJARJOV Pjotr	-0.03	23.42	49.27	(2) 3:42.98	
<b>3</b>	<b>5</b>	<b>FRA - France</b>				<b>3:43.49</b>	6.39
		STASIULIS Benjamin	0.70	26.83	55.63	(2) 55.63	
		DAHLIA Thomas	0.16	28.90	1:02.46	(3) 1:58.09	
		LEMAIRE Paul	0.18	24.98	54.33	(2) 2:52.42	
		MAGULA Romain	0.38	24.60	51.07	(3) 3:43.49	
<b>4</b>	<b>7</b>	<b>BLR - Belarus</b>				<b>3:46.25</b>	9.15
		STASELOVICH Viktor	0.66	27.39	56.72	(4) 56.72	
		VABISHCHEVICH Viktor	0.38	29.54	1:03.57	(4) 2:00.29	
		DODALEU Yahor	0.27	24.97	54.66	(4) 2:54.95	
		KUKHARAU Arseni	0.28	24.24	51.30	(4) 3:46.25	
<b>5</b>	<b>6</b>	<b>TPE - Chinese Taipei</b>				<b>3:48.77</b>	11.67
		LIN Shih-Chieh	0.62	27.90	57.86	(5) 57.86	
		LEE Hsuan-Yen	0.42	30.42	1:04.20	(5) 2:02.06	
		HSU Chi-Chieh	0.43	26.34	55.61	(5) 2:57.67	
		WANG Yu-Lian	0.27	24.34	51.10	(5) 3:48.77	
<b>6</b>	<b>2</b>	<b>MAC - Macau, China</b>				<b>4:00.97</b>	23.87
		NGOU Pok Man	0.70	29.14	1:00.15	(6) 1:00.15	
		CHOU Kit	0.24	30.27	1:05.35	(6) 2:05.50	
		CHONG Cheok Kuan	0.65	27.98	59.68	(6) 3:05.18	
		LEI Cheok Fong	0.13	26.68	55.79	(6) 4:00.97	

#### LEGEND

R.T. Reaction time

Timing and Results provided by  **TISSOT**



## Results

Результаты

### EVENT NO. 40


	Record	Splits		Country (Relay)	Location	Date
<b>WR</b>	3:27.28	52.19	1:50.76	2:40.48	USA - United States	Rome (ITA) 2 AUG 2009
<b>UR</b>	3:32.80	52.75	1:52.38	2:44.43	JPN - Japan	Belgrade (SRB) 11 JUL 2009

#### Heat 2 of 3

Rank	Lane	Country / Name	R.T.	50m	100m	Time	Time Behind
1	4	<b>RUS - Russian Federation</b>				<b>3:37.54</b>	
		MELNIKOV Vitalii	0.54	26.67	55.15	(1) 55.15	
		SINKEVICH Viatcheslav	0.34	29.58	1:01.98	(1) 1:57.13	
		KONOVALOV Nikita	0.44	24.69	52.24	(1) 2:49.37	
2	3	<b>CAN - Canada</b>				<b>3:39.94</b>	2.40
		WOOD Russell Howard	0.61	27.18	56.00	(4) 56.00	
		FUNK Richard Anthony	0.32	28.68	1:01.47	(2) 1:57.47	
		ALLEN Coleman Carl	0.08	24.18	52.43	(2) 2:49.90	
3	2	<b>RSA - South Africa</b>				<b>3:43.19</b>	5.65
		MASSIE-MARTEL Dominique	0.34	23.80	50.04	(2) 3:39.94	
		ELLIS Richard	0.66	27.08	55.97	(3) 55.97	
		ZORZI Giulio Andrea	0.47	28.53	1:03.53	(4) 1:59.50	
4	5	<b>GBR - Great Britain</b>				<b>3:45.12</b>	7.58
		MEYER Nico	0.43	24.90	54.29	(4) 2:53.79	
		SHANKLAND Leith	0.15	23.19	49.40	(3) 3:43.19	
		HAMILTON Craig Jack Royal	0.19	24.96	52.77	(4) 3:45.12	
5	6	<b>UKR - Ukraine</b>				<b>3:46.68</b>	9.14
		BENNET Ryan Michael	0.63	27.01	55.80	(2) 55.80	
		KOVALENKO Andriy	0.26	28.83	1:03.75	(5) 2:02.10	
		STEPPLES Christopher John	0.41	29.02	1:02.84	(3) 1:58.64	
6	7	<b>IND - India</b>				<b>4:03.26</b>	25.72
		JAMES Antony John	0.27	24.78	53.71	(3) 2:52.35	
		HAVALDAR Rohit Rajendra	0.67	29.79	1:00.44	(6) 1:00.44	
		SINGH Jashan Deep	0.09	31.63	1:09.54	(6) 2:09.98	
		NAINAR Arvind	0.38	27.00	58.82	(6) 3:08.80	
		MENON Ashwin	0.25	26.31	54.46	(6) 4:03.26	

#### LEGEND

R.T. Reaction time

Timing and Results provided by  **TISSOT**





## Results

Результаты

### EVENT NO. 40

	Record	Splits		Country (Relay)	Location	Date
<b>WR</b>	3:27.28	52.19	1:50.76	2:40.48	USA - United States	Rome (ITA) 2 AUG 2009
<b>UR</b>	3:32.80	52.75	1:52.38	2:44.43	JPN - Japan	Belgrade (SRB) 11 JUL 2009

#### Heat 3 of 3

Rank	Lane	Country / Name	R.T.	50m	100m	Time	Time Behind
1	4	<b>USA - United States Of America</b>				<b>3:38.03</b>	
		PEBLEY Jacob	0.72	26.63	54.43	(1) 54.43	
		MILLER Cody	0.39	28.92	1:01.78	(2) 1:56.21	
		SMITH Giles	0.11	24.13	52.42	(1) 2:48.63	
		TOOMEY Derek	0.22	23.29	49.40	(1) 3:38.03	
2	3	<b>ITA - Italy</b>				<b>3:39.67</b>	1.64
		BONACCHI Niccolo	0.65	26.14	54.95	(3) 54.95	
		TONIATO Andrea	0.22	27.98	1:00.65	(1) 1:55.60	
		ROMANI Tommaso	0.28	24.80	54.43	(2) 2:50.03	
		BENATTI Lorenzo	0.20	23.62	49.64	(2) 3:39.67	
3	5	<b>AUS - Australia</b>				<b>3:40.05</b>	2.02
		TREFFERS Benjami	0.60	26.73	54.88	(2) 54.88	
		IRELAND Maxwel	0.32	28.94	1:02.60	(3) 1:57.48	
		LESTER Daniel	0.26	24.74	52.98	(3) 2:50.46	
		ARNAMNART Daniel	0.28	23.28	49.59	(3) 3:40.05	
4	2	<b>ISR - Israel</b>				<b>3:44.54</b>	6.51
		GAMBURG David	0.61	27.36	56.48	(4) 56.48	
		QUPTY Jowan	0.16	29.46	1:03.27	(4) 1:59.75	
		HAYET Nimrod	0.32	25.79	54.99	(4) 2:54.74	
		OLSHT EIN Almog	0.16	23.44	49.80	(4) 3:44.54	
5	6	<b>SUI - Switzerland</b>				<b>3:46.01</b>	7.98
		KARASEK David	0.69	28.43	59.42	(6) 59.42	
		SCHWEIZER Martin	0.28	28.50	1:02.54	(6) 2:01.96	
		VAN DUJIN Nico	0.17	24.58	52.82	(5) 2:54.78	
		FEBO Jean-Baptiste	0.22	24.31	51.23	(5) 3:46.01	
6	7	<b>HKG - Hong Kong, China</b>				<b>3:48.64</b>	10.61
		CHEAH Geoffrey Robin	0.70	27.78	57.28	(5) 57.28	
		TSUI Hoi Tung, Ronald	0.37	29.65	1:04.24	(5) 2:01.52	
		LAU Chun Leung Johnny	0.50	26.38	56.78	(6) 2:58.30	
		WONG Chen Ho Jeremy	0.03	23.61	50.34	(6) 3:48.64	
7	1	<b>CHN - People's Republic Of China</b>				<b>4:05.88</b>	27.85
		ZHANG Jiaqi	0.65	28.55	1:01.63	(7) 1:01.63	
		WANG Kaifeng	0.40	31.90	1:10.14	(7) 2:11.77	
		XU Hang	0.16	26.55	57.61	(7) 3:09.38	
		XIE Jiale	0.41	27.51	56.50	(7) 4:05.88	

#### LEGEND

R.T. Reaction time

Timing and Results provided by  **TISSOT**



# Result Book

27th Summer Universiade in Kazan 2013



## Swimming

Men's 4 x 100m Medley Relay Final





## Start List

Стартовый список

### EVENT NO. 40

	Record	Splits			Country (Relay)	Location	Date
<b>WR</b>	3:27.28	52.19	1:50.76	2:40.48	USA - United States	Rome (ITA)	2 AUG 2009
<b>UR</b>	3:32.80	52.75	1:52.38	2:44.43	JPN - Japan	Belgrade (SRB)	11 JUL 2009

### Final


Lane	Country	Name	Year of Birth	Qualifying Time	Time	Rank
1	EST - Estonia	TRIBUNTSOV Ralf	1994	3:42.98		
		LIIVAMAGI Martin	1988			
		JURISOO Kristjan	1993			
		DEGTJARJOV Pjotr	1993			
2	CAN - Canada	WOOD Russell Howard	1994	3:39.94		
		FUNK Richard Anthony	1992			
		ALLEN Coleman Carl	1993			
		MASSIE-MARTEL Dominique	1990			
3	USA - United States Of America	CONGER John	1994	3:38.03		
		ALEXANDROV Mihail	1985			
		VAN SWOL Kyler	1991			
		WYNALDA Michael	1992			
4	JPN - Japan	SHIRAI Yuki	1989	3:37.10		
		KOSEKI Yasuhiro	1992			
		UMEMOTO Masayuki	1994			
		NAKAMURA Katsumi	1994			
5	RUS - Russian Federation	MOROZOV Vladimir	1992	3:37.54		
		STRELNIKOV Kirill	1992			
		KOPELOV Evgeny	1993			
		GRECHIN Andrey	1987			
6	ITA - Italy	MILLI Matteo	1989	3:39.67		
		GIORGETTI Edoardo	1989			
		CODIA Piero	1989			
		SANTUCCI Michele	1989			
7	AUS - Australia	TREFFERS Benjami	1991	3:40.05		
		HADLER Jayden	1993			
		LESTER Daniel	1990			
		ABOOD Andrew	1990			
8	RSA - South Africa	ELLIS Richard	1987	3:43.19		
		ZORZI Giulio Andrea	1989			
		MEYER Nico	1992			
		SHANKLAND Leith	1991			

### Reserves

Lane	Country	Qualifying Time	Time	Rank
	FRA - France	3:43.49		
	ISR - Israel	3:44.54		

### LEGEND

**UR** Universiade record      **WR** World record

Timing and Results provided by  **TISSOT**



## Results

Результаты

### EVENT NO. 40


	Record	Splits		Country (Relay)	Location	Date
<b>WR</b>	3:27.28	52.19	1:50.76	2:40.48	USA - United States	Rome (ITA) 2 AUG 2009
<b>UR</b>	3:32.80	52.75	1:52.38	2:44.43	JPN - Japan	Belgrade (SRB) 11 JUL 2009

### Final

Rank	Lane	Country / Name	R.T.	50m	100m	Time	Time Behind
<b>1</b>	<b>5</b>	<b>RUS - Russian Federation</b>				<b>3:34.27</b>	
		MOROZOV Vladimir	0.61	26.69	53.99	(2) 53.99	
		STRELNIKOV Kirill	0.41	28.26	1:00.06	(3) 1:54.05	
		KOPELOV Evgeny	0.23	24.49	51.86	(3) 2:45.91	
		GRECHIN Andrey	0.33	23.02	48.36	(1) 3:34.27	
<b>2</b>	<b>4</b>	<b>JPN - Japan</b>				<b>3:34.41</b>	0.14
		SHIRAI Yuki	0.56	26.43	53.81	(1) 53.81	
		KOSEKI Yasuhiro	0.08	27.85	59.72	(1) 1:53.53	
		UMEMOTO Masayuki	0.17	24.48	52.17	(2) 2:45.70	
		NAKAMURA Katsumi	0.14	23.54	48.71	(2) 3:34.41	
<b>3</b>	<b>3</b>	<b>USA - United States Of America</b>				<b>3:34.63</b>	0.36
		CONGER John	0.58	26.30	54.04	(4) 54.04	
		ALEXANDROV Mihail	0.12	27.73	59.67	(2) 1:53.71	
		VAN SWOL Kyler	0.17	23.65	51.74	(1) 2:45.45	
		WYNALDA Michael	0.22	23.43	49.18	(3) 3:34.63	
<b>4</b>	<b>6</b>	<b>ITA - Italy</b>				<b>3:36.64</b>	2.37
		MILLI Matteo	0.64	27.02	55.11	(5) 55.11	
		GIORGETTI Edoardo	0.14	27.77	1:00.41	(5) 1:55.52	
		CODIA Piero	0.11	23.60	51.92	(4) 2:47.44	
		SANTUCCI Michele	0.16	23.42	49.20	(4) 3:36.64	
<b>5</b>	<b>7</b>	<b>AUS - Australia</b>				<b>3:36.70</b>	2.43
		TREFFERS Benjami	0.56	26.12	54.00	(3) 54.00	
		HADLER Jayden	0.03	28.45	1:01.50	(4) 1:55.50	
		LESTER Daniel	0.36	24.47	52.62	(5) 2:48.12	
		ABOOD Andrew	0.09	23.13	48.58	(5) 3:36.70	
<b>6</b>	<b>2</b>	<b>CAN - Canada</b>				<b>3:39.28</b>	5.01
		WOOD Russell Howard	0.54	27.04	55.56	(6) 55.56	
		FUNK Richard Anthony	0.24	28.33	1:00.89	(6) 1:56.45	
		ALLEN Coleman Carl	0.27	24.28	52.51	(6) 2:48.96	
		MASSIE-MARTEL Dominique	0.16	23.77	50.32	(6) 3:39.28	
<b>7</b>	<b>8</b>	<b>RSA - South Africa</b>				<b>3:42.22</b>	7.95
		ELLIS Richard	0.71	26.86	55.84	(7) 55.84	
		ZORZI Giulio Andrea	0.30	28.05	1:02.97	(8) 1:58.81	
		MEYER Nico	0.42	24.95	54.52	(7) 2:53.33	
		SHANKLAND Leith	0.27	23.17	48.89	(7) 3:42.22	
<b>8</b>	<b>1</b>	<b>EST - Estonia</b>				<b>3:43.79</b>	9.52
		TRIBUNTSOV Ralf	0.67	27.17	56.06	(8) 56.06	
		LIIVAMAGI Martin	0.14	28.45	1:01.98	(7) 1:58.04	
		JURISOO Kristjan	0.14	25.78	55.90	(8) 2:53.94	
		DEGTJARJOV Pjotr	0.22	23.64	49.85	(8) 3:43.79	

#### LEGEND

R.T. Reaction time

Timing and Results provided by  **TISSOT**





# Result Book

27th Summer Universiade in Kazan 2013



## Swimming

Men's Open Water 10km





**Entry List by Event**  
Список заявок по дисциплинам  
As Of 16 Jul 2013

Number of Swimmers: 29

Country Code	Ctry	Name	Year of Birth
AUS	Australia	RICHARDSON Joshua SHEPPARD Samuel	1993 1991
AUT	Austria	SCHWEINZER Matthias	1990
BRA	Brazil	COLONESE Victor	1992
CAN	Canada	DESHARNAIS Francois Xavier SPARKS-KING Aimeson Anthony	1990 1991
COL	Colombia	ALZATE Daniel	1993
CZE	Czech Republic	POSMOURNY Jan	1988
FRA	France	BERAUD Romain CUIGNET Charlie	1988 1990
GBR	Great Britain	HAMILTON Craig Jack Royal	1991
GER	Germany	WASCHBURGER Andreas	1987
HUN	Hungary	KIRALY Bence	1993
IND	India	DEBNATH Sanu	1994
IRL	Ireland	BRYAN Christopher	1990
ITA	Italy	BAGGIO Luca FURLAN Matteo	1989 1989
JPN	Japan	HIRAI Yasunari	1990
MEX	Mexico	HERNANDEZ Miguel RAMIREZ JUAREZ Ramiro	1993 1990
MKD	Fr. Yug. Rep. Macedonia	MLADENOVSKI Dejan POP ACEV Evgenij	1991 1988
NZL	New Zealand	BALVERT Troy	1992
RUS	Russia	PODYAKOV Artem SEREBRENNIKOV Daniil	1990 1985
UKR	Ukraine	SHVETS Kyrylo VORONKO Volodymyr	1993 1991
USA	United States	FEELEY Ryan PEDRAZA Joey	1991 1987

**Note:** Late entries: KIRALY Bence (HUN) and FURLAN Matteo (ITA)





## Medallists

Медалисты

Medal	Name	Country
GOLD	FURLAN Matteo	ITA - Italy
SILVER	BERAUD Romain	FRA - France
BRONZE	WASCHBURGER Andreas	GER - Germany



# Result Book

27th Summer Universiade in Kazan 2013



## Swimming

Men's Open Water 10km Final





## Start List

Стартовый список

Wed 17 Jul 2013 START TIME 09:00

Bib Number	Name	Country Code	Date of Birth	Time	Rank
1	HIRAI Yasunari	JPN	2 APR 1990		
2	BAGGIO Luca	ITA	5 MAR 1989		
3	VORONKO Volodymyr	UKR	2 MAR 1991		
4	HERNANDEZ Miguel	MEX	18 AUG 1993		
5	SHVETS Kyrlo	UKR	22 DEC 1993		
6	SPARKS-KING Aimeson Anthony	CAN	21 JAN 1991		
7	HAMILTON Craig Jack Royal	GBR	11 DEC 1991		
8	BERAUD Romain	FRA	13 AUG 1988		
9	RICHARDSON Joshua	AUS	24 JUL 1993		
10	MLADENOVSKI Dejan	MKD	10 JUN 1991		
11	POSMOURNY Jan	CZE	13 JAN 1988		
12	FEELEY Ryan	USA	12 OCT 1991		
13	RAMIREZ JUAREZ Ramiro	MEX	26 AUG 1990		
14	WASCHBURGER Andreas	GER	6 JAN 1987		
15	BRYAN Christopher	IRL	8 MAY 1990		
16	DESHARNAIS Francois Xavier	CAN	1 MAR 1990		
17	DEBNATH Sanu	IND	23 OCT 1994		
18	PEDRAZA Joey	USA	28 JUL 1987		
19	BALVERT Troy	NZL	30 MAR 1992		
20	PODYAKOV Artem	RUS	18 MAR 1990		
21	SCHWEINZER Matthias	AUT	28 JAN 1990		
22	CUIGNET Charlie	FRA	20 FEB 1990		
23	SEREBRENNIKOV Daniil	RUS	2 OCT 1985		
24	ALZATE Daniel	COL	24 SEP 1993		
25	SHEPPARD Samuel	AUS	19 JAN 1991		
26	POP ACEV Evgenij	MKD	14 MAY 1988		
27	COLONESE Victor	BRA	16 JAN 1992		
28	FURLAN Matteo	ITA	29 MAY 1989		
29	KIRALY Bence	HUN	25 MAR 1993		

NOTE: Late entries: KIRALY Bence (HUN) and FURLAN Matteo (ITA)



**Results**  
 Результаты

Rank	Bib Number	Name	Country Code	Time	Time Behind	Points
1	28	FURLAN Matteo	ITA	1:56:12.4		
2	8	BERAUD Romain	FRA	1:56:14.4	2.0	
3	14	WASCHBURGER Andreas	GER	1:56:16.3	3.9	
4	22	CUIGNET Charlie	FRA	1:56:33.8	21.4	
5	27	COLONESE Victor	BRA	1:56:38.2	25.8	
6	23	SEREBRENNIKOV Daniil	RUS	1:57:01.3	48.9	
7	15	BRYAN Christopher	IRL	1:57:02.1	49.7	
8	26	POP ACEV Evgenij	MKD	1:57:22.6	1:10.2	
9	1	HIRAI Yasunari	JPN	1:57:33.1	1:20.7	
10	12	FEELEY Ryan	USA	1:57:41.9	1:29.5	
11	20	PODYAKOV Artem	RUS	1:57:44.7	1:32.3	
12	11	POSMOURNY Jan	CZE	1:57:49.1	1:36.7	
13	3	VORONKO Volodymyr	UKR	1:57:59.3	1:46.9	
14	18	PEDRAZA Joey	USA	1:58:14.4	2:02.0	
15	4	HERNANDEZ Miguel	MEX	1:58:28.3	2:15.9	
16	25	SHEPPARD Samuel	AUS	1:58:31.6	2:19.2	
17	6	SPARKS-KING Aimeson Anthony	CAN	1:58:43.6	2:31.2	
18	16	DESHARNAIS Francois Xavier	CAN	1:58:53.8	2:41.4	
19	5	SHVETS Kyrlyo	UKR	1:59:13.7	3:01.3	
20	19	BALVERT Troy	NZL	1:59:27.1	3:14.7	
21	9	RICHARDSON Joshua	AUS	1:59:46.9	3:34.5	
22	21	SCHWEINZER Matthias	AUT	2:02:21.3	6:08.9	
23	29	KIRALY Bence	HUN	2:03:10.5	6:58.1	
24	17	DEBNATH Sanu	IND	2:19:37.0	23:24.6	
25	24	ALZATE Daniel	COL	2:23:00.0	26:47.6	
26	10	MLADENOVSKI Dejan	MKD	2:23:01.6	26:49.2	
	2	BAGGIO Luca	ITA	DNF		
	7	HAMILTON Craig Jack Royal	GBR	DNF		
	13	RAMIREZ JUAREZ Ramiro	MEX	DNF		

**Legend:**

**DNF** Did Not Finish      **DNS** Did Not Start      **DSQ** Disqualified      **OTL** Out of Time Limit





# Result Book

27th Summer Universiade in Kazan 2013



## Swimming

Women's 50m Freestyle





## Medallists

Медалисты

Medal	Name	Country
GOLD	HERASIMENIA Aliaksandra	BLR - Belarus
SILVER	SANTAMANS Anna	FRA - France
BRONZE	ROMANO Megan	USA - United States Of America





# Result Book

27th Summer Universiade in Kazan 2013



## Swimming

Women's 50m Freestyle Preliminaries





### Start List

Стартовый список

EVENT NO. 35

REVISED

12 JUL 11:20

	Record	Name	Country	Location	Date
WR	23.73	STEFFEN Britta	GER	Rome (ITA)	2 AUG 2009
UR	24.62	HERASIMENIA Aliaksandra	BLR	Belgrade (SRB)	11 JUL 2009

#### Heat 1 of 7

Lane	Name	Country	Year of Birth	Qualifying Time	Time	Rank
3	GANTUMUR Oyungerel	MGL	1992			
4	STACY Stacy	KEN	1990	35.00		
5	ERDENEBILEG Surenyyam	MGL	1994			

#### Heat 2 of 7

Lane	Name	Country	Year of Birth	Qualifying Time	Time	Rank
1	EKANAYAKE Piumi	SRI	1989	30.50		
2	ALAM Mirella	LIB	1991	29.33		
3	RAWOOF Gulnaz	IND	1993	29.00		
4	COSSA Jessika Lyudmila	MOZ	1995	28.05		
5	FIGUEROA Stephanie	COL	1987	28.50		
6	LIM Sheree	SIN	1991	29.04		
7	JARAMILLO Maria Sara	COL	1993	29.70		
8	IRANKUNDA Lena Courageuse	BDI	1990	32.15		

#### Heat 3 of 7

Lane	Name	Country	Year of Birth	Qualifying Time	Time	Rank
1	LEUNG Chii Lin	MAS	1991	27.60		
2	FERGUSON Robyn	RSA	1992	27.29		
3	GROSSMANN Tess	EST	1994	26.76		
4	QUILTER Laura	NZL	1992	26.65		
5	HAPSARI Patricia Yosita	INA	1993	26.70		
6	DEVEAUX Bria	BAH	1994	26.86		
7	TAN Chi Yan	MAC	1994	27.51		
8	SØRENSEN Marthe Berg	NOR	1992	28.00		

#### Heat 4 of 7

Lane	Name	Country	Year of Birth	Qualifying Time	Time	Rank
1	STRAPKOVA Marketa	CZE	1988	26.62		
2	YU Wai Ting	HKG	1993	26.46		
3	LEI On Kei	MAC	1991	26.41		
4	GUO Fan	CHN	1990	26.30		
5	WANG Chang	CHN	1994	26.30		
6	WEECH Ariel	BAH	1991	26.44		
7	YANG Chin-Kuei	TPE	1987	26.50		
8	CHUI Lai Kwan	MAS	1990	26.64		



Heat 5 of 7

Lane	Name	Country	Year of Birth	Qualifying Time	Time	Rank
1	LINDBORG Nathalie	SWE	1991	25.91		
2	DI PIETRO Silvia	ITA	1993	25.59		
3	MITCHELL Melissa	AUS	1987	25.44		
4	STEPANYUK Darya	UKR	1990	25.13		
5	BARRATT Holly	AUS	1988	25.34		
6	PALMER Hayley	NZL	1989	25.56		
7	TANABE Shoko	JPN	1993	25.67		
8	SIEBNER Keren	ISR	1990	26.19		

Heat 6 of 7

Lane	Name	Country	Year of Birth	Qualifying Time	Time	Rank
1	SVENSSON Emma	SWE	1992	25.83		
2	AGO Misaki	JPN	1992	25.59		
3	MAINVILLE Sandrine	CAN	1992	25.44		
4	ROMANO Megan	USA	1991	25.12		
5	MAREE Trudi	RSA	1988	25.29		
6	KHITRAYA Yuliya	BLR	1989	25.56		
7	LAPIERRE LEMIRE Caroline	CAN	1990	25.65		
8	WILK Katarzyna	POL	1992	25.98		

Heat 7 of 7


Lane	Name	Country	Year of Birth	Qualifying Time	Time	Rank
1	FERRAIOLI Erika	ITA	1986	25.68		
2	NESTEROVA Margarita	RUS	1989	25.57		
3	SANTAMANS Anna	FRA	1993	25.37		
4	HERASIMENIA Aliaksandra	BLR	1985	24.28		
5	JENSEN Liv	USA	1990	25.19		
6	KOBA Nadiia	UKR	1995	25.49		
7	BAZAROVA Elizaveta	RUS	1995	25.62		
8	LETANG Maria Elena	FRA	1993	25.94		

LEGEND

UR Universiade record

WR World record

Athlete MEE Nicole removed from the event. Entry time for athlete BARRATT Holly changed. Event re-seeded.

Timing and Results provided by  TISSOT



## Results Summary


Итоговые результаты

EVENT NO. 35

	Record	Name	Country	Location	Date
WR	23.73	STEFFEN Britta	GER	Rome (ITA)	2 AUG 2009
UR	24.62	HERASIMENIA Aliaksandra	BLR	Belgrade (SRB)	11 JUL 2009

### Heats

Rank	Heat	Lane	Name	Year of Birth	Country Code	R.T.	Time	Time Behind	
1	7	3	SANTAMANS Anna	1993	FRA	0.58	25.00		Q
2	6	4	ROMANO Megan	1991	USA	0.73	25.20	0.20	Q
3	7	4	HERASIMENIA Aliaksandra	1985	BLR	0.66	25.22	0.22	Q
4	7	7	BAZAROVA Elizaveta	1995	RUS	0.74	25.44	0.44	Q
5	5	3	MITCHELL Melissa	1987	AUS	0.67	25.56	0.56	Q
6	5	5	BARRATT Holly	1988	AUS	0.65	25.63	0.63	Q
6	6	5	MAREE Trudi	1988	RSA	0.61	25.63	0.63	Q
6	7	1	FERRAIOLI Erika	1986	ITA	0.67	25.63	0.63	Q
9	6	2	AGO Misaki	1992	JPN	0.71	25.70	0.70	Q
10	7	2	NESTEROVA Margarita	1989	RUS	0.69	25.71	0.71	Q
11	6	7	LAPIERRE LEMIRE Caroline	1990	CAN	0.63	25.74	0.74	Q
12	5	6	PALMER Hayley	1989	NZL	0.63	25.78	0.78	Q
13	5	2	DI PIETRO Silvia	1993	ITA	0.67	25.80	0.80	Q
14	7	5	JENSEN Liv	1990	USA	0.61	25.82	0.82	Q
15	5	4	STEPANYUK Darya	1990	UKR	0.74	25.85	0.85	Q
16	6	3	MAINVILLE Sandrine	1992	CAN	0.65	25.87	0.87	Q
17	5	7	TANABE Shoko	1993	JPN	0.69	25.97	0.97	
17	6	6	KHITRAYA Yuliya	1989	BLR	0.72	25.97	0.97	
19	7	8	LETANG Maria Elena	1993	FRA	0.68	26.05	1.05	
20	5	1	LINDBORG Nathalie	1991	SWE	0.70	26.09	1.09	
21	7	6	KOBA Nadiia	1995	UKR	0.65	26.10	1.10	
22	4	8	CHUI Lai Kwan	1990	MAS	0.68	26.23	1.23	
23	4	5	WANG Chang	1994	CHN	0.68	26.31	1.31	
24	6	8	WILK Katarzyna	1992	POL	0.73	26.41	1.41	
25	3	4	QUILTER Laura	1992	NZL	0.71	26.50	1.50	
25	4	6	WEECH Ariel	1991	BAH	0.65	26.50	1.50	
27	4	4	GUO Fan	1990	CHN	0.73	26.56	1.56	
28	3	3	GROSSMANN Tess	1994	EST	0.73	26.66	1.66	
29	5	8	SIEBNER Keren	1990	ISR	0.74	26.69	1.69	
30	6	1	SVENSSON Emma	1992	SWE	0.75	26.84	1.84	
31	4	7	YANG Chin-Kuei	1987	TPE	0.73	26.85	1.85	
32	4	1	STRAPKOVA Marketa	1988	CZE	0.73	27.05	2.05	
33	4	3	LEI On Kei	1991	MAC	0.64	27.10	2.10	
34	3	6	DEVEAUX Bria	1994	BAH	0.66	27.34	2.34	
35	4	2	YU Wai Ting	1993	HKG	0.76	27.39	2.39	
36	3	7	TAN Chi Yan	1994	MAC	0.62	27.53	2.53	
37	3	5	HAPSARI Patricia Yosita	1993	INA	0.69	27.90	2.90	
38	3	2	FERGUSON Robyn	1992	RSA	0.67	28.46	3.46	
39	3	1	LEUNG Chii Lin	1991	MAS	0.74	28.74	3.74	
40	2	4	COSSA Jessika Lyudmila	1995	MOZ	0.71	29.01	4.01	
41	2	6	LIM Sheree	1991	SIN	0.92	29.51	4.51	
42	2	5	FIGUEROA Stephanie	1987	COL	0.80	29.78	4.78	
43	2	2	ALAM Mirella	1991	LIB	0.79	29.96	4.96	
44	2	7	JARAMILLO Maria Sara	1993	COL	0.71	30.33	5.33	
45	1	3	GANTUMUR Oyungerel	1992	MGL	0.79	30.42	5.42	
46	2	3	RAWOOF Gulnaz	1993	IND	0.78	30.85	5.85	

Timing and Results provided by  TISSOT



**Heats**


Rank	Heat	Lane	Name	Year of Birth	Country Code	R.T.	Time	Time Behind
47	2	1	EKANAYAKE Piumi	1989	SRI	0.81	<b>31.36</b>	6.36
48	1	5	ERDENEBILEG Surenyam	1994	MGL	0.83	<b>32.02</b>	7.02
49	1	4	STACY Stacy	1990	KEN	0.80	<b>36.51</b>	11.51
	2	8	IRANKUNDA Lena	1990	BDI		<b>DNS</b>	
	3	8	SØRENSEN Marthe Berg	1992	NOR		<b>DNS</b>	

**LEGEND**

**DNS** Did not start

**Q** Qualified for the next phase

**R.T.** Reaction time

Timing and Results provided by  **TISSOT**



## Results

Результаты

### EVENT NO. 35


	Record	Name	Country	Location	Date
<b>WR</b>	23.73	STEFFEN Britta	GER	Rome (ITA)	2 AUG 2009
<b>UR</b>	24.62	HERASIMENIA Aliaksandra	BLR	Belgrade (SRB)	11 JUL 2009

#### Heat 1 of 7

Rank	Lane	Name	Country Code	R.T.	Time	Time Behind
1	3	<b>GANTUMUR</b> Oyungerel	MGL	0.79	<b>30.42</b>	
2	5	<b>ERDENEBILEG</b> Surenyyam	MGL	0.83	<b>32.02</b>	1.60
3	4	<b>STACY</b> Stacy	KEN	0.80	<b>36.51</b>	6.09

#### LEGEND

R.T. Reaction time

Timing and Results provided by  **TISSOT**





## Results

Результаты

### EVENT NO. 35

	Record	Name	Country	Location	Date
<b>WR</b>	23.73	STEFFEN Britta	GER	Rome (ITA)	2 AUG 2009
<b>UR</b>	24.62	HERASIMENIA Aliaksandra	BLR	Belgrade (SRB)	11 JUL 2009


#### Heat 2 of 7

Rank	Lane	Name	Country Code	R.T.	Time	Time Behind
1	4	COSSA Jessika Lyudmila	MOZ	0.71	<b>29.01</b>	
2	6	LIM Sheree	SIN	0.92	<b>29.51</b>	0.50
3	5	FIGUEROA Stephanie	COL	0.80	<b>29.78</b>	0.77
4	2	ALAM Mirella	LIB	0.79	<b>29.96</b>	0.95
5	7	JARAMILLO Maria Sara	COL	0.71	<b>30.33</b>	1.32
6	3	RAWOOF Gulnaz	IND	0.78	<b>30.85</b>	1.84
7	1	EKANAYAKE Piumi	SRI	0.81	<b>31.36</b>	2.35
	8	IRANKUNDA Lena Courageuse	BDI		<b>DNS</b>	

#### LEGEND

**DNS** Did not start

**R.T.** Reaction time

Timing and Results provided by  **TISSOT**



## Results

Результаты

### EVENT NO. 35

	Record	Name	Country	Location	Date
<b>WR</b>	23.73	STEFFEN Britta	GER	Rome (ITA)	2 AUG 2009
<b>UR</b>	24.62	HERASIMENIA Aliaksandra	BLR	Belgrade (SRB)	11 JUL 2009


#### Heat 3 of 7

Rank	Lane	Name	Country Code	R.T.	Time	Time Behind
1	4	QUILTER Laura	NZL	0.71	<b>26.50</b>	
2	3	GROSSMANN Tess	EST	0.73	<b>26.66</b>	0.16
3	6	DEVEAUX Bria	BAH	0.66	<b>27.34</b>	0.84
4	7	TAN Chi Yan	MAC	0.62	<b>27.53</b>	1.03
5	5	HAPSARI Patricia Yosita	INA	0.69	<b>27.90</b>	1.40
6	2	FERGUSON Robyn	RSA	0.67	<b>28.46</b>	1.96
7	1	LEUNG Chii Lin	MAS	0.74	<b>28.74</b>	2.24
	8	SØRENSEN Marthe Berg	NOR		<b>DNS</b>	

#### LEGEND

**DNS** Did not start

**R.T.** Reaction time

Timing and Results provided by  **TISSOT**



## Results

Результаты

### EVENT NO. 35


	Record	Name	Country	Location	Date
<b>WR</b>	23.73	STEFFEN Britta	GER	Rome (ITA)	2 AUG 2009
<b>UR</b>	24.62	HERASIMENIA Aliaksandra	BLR	Belgrade (SRB)	11 JUL 2009

#### Heat 4 of 7

Rank	Lane	Name	Country Code	R.T.	Time	Time Behind
1	8	CHUI Lai Kwan	MAS	0.68	<b>26.23</b>	
2	5	WANG Chang	CHN	0.68	<b>26.31</b>	0.08
3	6	WEECH Ariel	BAH	0.65	<b>26.50</b>	0.27
4	4	GUO Fan	CHN	0.73	<b>26.56</b>	0.33
5	7	YANG Chin-Kuei	TPE	0.73	<b>26.85</b>	0.62
6	1	STRAPKOVA Marketa	CZE	0.73	<b>27.05</b>	0.82
7	3	LEI On Kei	MAC	0.64	<b>27.10</b>	0.87
8	2	YU Wai Ting	HKG	0.76	<b>27.39</b>	1.16

#### LEGEND

R.T. Reaction time

Timing and Results provided by  **TISSOT**



## Results

Результаты

### EVENT NO. 35


	Record	Name	Country	Location	Date
<b>WR</b>	23.73	STEFFEN Britta	GER	Rome (ITA)	2 AUG 2009
<b>UR</b>	24.62	HERASIMENIA Aliaksandra	BLR	Belgrade (SRB)	11 JUL 2009

#### Heat 5 of 7

Rank	Lane	Name	Country Code	R.T.	Time	Time Behind
1	3	MITCHELL Melissa	AUS	0.67	<b>25.56</b>	
2	5	BARRATT Holly	AUS	0.65	<b>25.63</b>	0.07
3	6	PALMER Hayley	NZL	0.63	<b>25.78</b>	0.22
4	2	DI PIETRO Silvia	ITA	0.67	<b>25.80</b>	0.24
5	4	STEPANYUK Darya	UKR	0.74	<b>25.85</b>	0.29
6	7	TANABE Shoko	JPN	0.69	<b>25.97</b>	0.41
7	1	LINDBORG Nathalie	SWE	0.70	<b>26.09</b>	0.53
8	8	SIEBNER Keren	ISR	0.74	<b>26.69</b>	1.13

#### LEGEND

R.T. Reaction time

Timing and Results provided by  **TISSOT**



## Results

Результаты

### EVENT NO. 35


	Record	Name	Country	Location	Date
<b>WR</b>	23.73	STEFFEN Britta	GER	Rome (ITA)	2 AUG 2009
<b>UR</b>	24.62	HERASIMENIA Aliaksandra	BLR	Belgrade (SRB)	11 JUL 2009

#### Heat 6 of 7

Rank	Lane	Name	Country Code	R.T.	Time	Time Behind
1	4	ROMANO Megan	USA	0.73	<b>25.20</b>	
2	5	MAREE Trudi	RSA	0.61	<b>25.63</b>	0.43
3	2	AGO Misaki	JPN	0.71	<b>25.70</b>	0.50
4	7	LAPIERRE LEMIRE Caroline	CAN	0.63	<b>25.74</b>	0.54
5	3	MAINVILLE Sandrine	CAN	0.65	<b>25.87</b>	0.67
6	6	KHITRAYA Yuliya	BLR	0.72	<b>25.97</b>	0.77
7	8	WILK Katarzyna	POL	0.73	<b>26.41</b>	1.21
8	1	SVENSSON Emma	SWE	0.75	<b>26.84</b>	1.64

#### LEGEND

R.T. Reaction time

Timing and Results provided by  **TISSOT**



## Results

Результаты

### EVENT NO. 35


	Record	Name	Country	Location	Date
<b>WR</b>	23.73	STEFFEN Britta	GER	Rome (ITA)	2 AUG 2009
<b>UR</b>	24.62	HERASIMENIA Aliaksandra	BLR	Belgrade (SRB)	11 JUL 2009

#### Heat 7 of 7

Rank	Lane	Name	Country Code	R.T.	Time	Time Behind
1	3	SANTAMANS Anna	FRA	0.58	<b>25.00</b>	
2	4	HERASIMENIA Aliaksandra	BLR	0.66	<b>25.22</b>	0.22
3	7	BAZAROVA Elizaveta	RUS	0.74	<b>25.44</b>	0.44
4	1	FERRAIOLI Erika	ITA	0.67	<b>25.63</b>	0.63
5	2	NESTEROVA Margarita	RUS	0.69	<b>25.71</b>	0.71
6	5	JENSEN Liv	USA	0.61	<b>25.82</b>	0.82
7	8	LETANG Maria Elena	FRA	0.68	<b>26.05</b>	1.05
8	6	KOBA Nadiia	UKR	0.65	<b>26.10</b>	1.10

#### LEGEND

R.T. Reaction time

Timing and Results provided by  **TISSOT**





# Result Book

27th Summer Universiade in Kazan 2013



## Swimming

Women's 50m Freestyle Semifinals





## Start List

Стартовый список

### EVENT NO. 35

	Record	Name	Country	Location	Date
WR	23.73	STEFFEN Britta	GER	Rome (ITA)	2 AUG 2009
UR	24.62	HERASIMENIA Aliaksandra	BLR	Belgrade (SRB)	11 JUL 2009

#### Semifinal 1 of 2

Lane	Name	Country	Year of Birth	Qualifying Time	Time	Rank
1	JENSEN Liv	USA	1990	25.82		
2	NESTEROVA Margarita	RUS	1989	25.71		
3	BARRATT Holly	AUS	1988	25.63		
4	ROMANO Megan	USA	1991	25.20		
5	BAZAROVA Elizaveta	RUS	1995	25.44		
6	FERRAIOLI Erika	ITA	1986	25.63		
7	PALMER Hayley	NZL	1989	25.78		
8	MAINVILLE Sandrine	CAN	1992	25.87		

#### Semifinal 2 of 2

Lane	Name	Country	Year of Birth	Qualifying Time	Time	Rank
1	DI PIETRO Silvia	ITA	1993	25.80		
2	AGO Misaki	JPN	1992	25.70		
3	MITCHELL Melissa	AUS	1987	25.56		
4	SANTAMANS Anna	FRA	1993	25.00		
5	HERASIMENIA Aliaksandra	BLR	1985	25.22		
6	MAREE Trudi	RSA	1988	25.63		
7	LAPIERRE LEMIRE Caroline	CAN	1990	25.74		
8	STEPANYUK Darya	UKR	1990	25.85		


#### Reserves

Lane	Name	Country	Year of Birth	Qualifying Time	Time	Rank
	TANABE Shoko	JPN	1993	25.97		
	KHITRAYA Yuliya	BLR	1989	25.97		

#### LEGEND

UR Universiade record

WR World record

Timing and Results provided by  **TISSOT**



## Results Summary

Итоговые результаты

EVENT NO. 35


	Record	Name	Country	Location	Date
<b>WR</b>	23.73	STEFFEN Britta	GER	Rome (ITA)	2 AUG 2009
<b>UR</b>	24.62	HERASIMENIA Aliaksandra	BLR	Belgrade (SRB)	11 JUL 2009

### Semifinals

Rank	Heat	Lane	Name	Year of Birth	Country Code	R.T.	Time	Time Behind	
1	2	4	SANTAMANS Anna	1993	FRA	0.57	<b>24.83</b>		<b>Q</b>
2	2	5	HERASIMENIA Aliaksandra	1985	BLR	0.63	<b>24.94</b>	0.11	<b>Q</b>
3	1	4	ROMANO Megan	1991	USA	0.73	<b>25.13</b>	0.30	<b>Q</b>
4	2	1	DI PIETRO Silvia	1993	ITA	0.67	<b>25.25</b>	0.42	<b>Q</b>
5	1	8	MAINVILLE Sandrine	1992	CAN	0.64	<b>25.32</b>	0.49	<b>Q</b>
6	1	5	BAZAROVA Elizaveta	1995	RUS	0.73	<b>25.38</b>	0.55	<b>Q</b>
6	2	3	MITCHELL Melissa	1987	AUS	0.67	<b>25.38</b>	0.55	<b>Q</b>
8	1	6	FERRAIOLI Erika	1986	ITA	0.65	<b>25.42</b>	0.59	<b>Q</b>
9	1	3	BARRATT Holly	1988	AUS	0.67	<b>25.43</b>	0.60	
10	2	6	MAREE Trudi	1988	RSA	0.63	<b>25.51</b>	0.68	
11	2	7	LAPIERRE LEMIRE Caroline	1990	CAN	0.63	<b>25.55</b>	0.72	
12	1	1	JENSEN Liv	1990	USA	0.65	<b>25.66</b>	0.83	
12	1	7	PALMER Hayley	1989	NZL	0.66	<b>25.66</b>	0.83	
12	1	2	NESTEROVA Margarita	1989	RUS	0.68	<b>25.66</b>	0.83	
15	2	2	AGO Misaki	1992	JPN	0.70	<b>25.69</b>	0.86	
16	2	8	STEPANYUK Darya	1990	UKR	0.74	<b>25.90</b>	1.07	

#### LEGEND

**Q** Qualified for the next phase      **R.T.** Reaction time

Timing and Results provided by  **TISSOT**



## Results

Результаты

### EVENT NO. 35


	Record	Name	Country	Location	Date
<b>WR</b>	23.73	STEFFEN Britta	GER	Rome (ITA)	2 AUG 2009
<b>UR</b>	24.62	HERASIMENIA Aliaksandra	BLR	Belgrade (SRB)	11 JUL 2009

#### Semifinal 1 of 2

Rank	Lane	Name	Country Code	R.T.	Time	Time Behind
1	4	ROMANO Megan	USA	0.73	<b>25.13</b>	
2	8	MAINVILLE Sandrine	CAN	0.64	<b>25.32</b>	0.19
3	5	BAZAROVA Elizaveta	RUS	0.73	<b>25.38</b>	0.25
4	6	FERRAIOLI Erika	ITA	0.65	<b>25.42</b>	0.29
5	3	BARRATT Holly	AUS	0.67	<b>25.43</b>	0.30
6	1	JENSEN Liv	USA	0.65	<b>25.66</b>	0.53
6	2	NESTEROVA Margarita	RUS	0.68	<b>25.66</b>	0.53
6	7	PALMER Hayley	NZL	0.66	<b>25.66</b>	0.53

#### LEGEND

R.T. Reaction time

Timing and Results provided by  **TISSOT**



## Results

Результаты

### EVENT NO. 35


	Record	Name	Country	Location	Date
<b>WR</b>	23.73	STEFFEN Britta	GER	Rome (ITA)	2 AUG 2009
<b>UR</b>	24.62	HERASIMENIA Aliaksandra	BLR	Belgrade (SRB)	11 JUL 2009

#### Semifinal 2 of 2

Rank	Lane	Name	Country Code	R.T.	Time	Time Behind
1	4	SANTAMANS Anna	FRA	0.57	<b>24.83</b>	
2	5	HERASIMENIA Aliaksandra	BLR	0.63	<b>24.94</b>	0.11
3	1	DI PIETRO Silvia	ITA	0.67	<b>25.25</b>	0.42
4	3	MITCHELL Melissa	AUS	0.67	<b>25.38</b>	0.55
5	6	MAREE Trudi	RSA	0.63	<b>25.51</b>	0.68
6	7	LAPIERRE LEMIRE Caroline	CAN	0.63	<b>25.55</b>	0.72
7	2	AGO Misaki	JPN	0.70	<b>25.69</b>	0.86
8	8	STEPANYUK Darya	UKR	0.74	<b>25.90</b>	1.07

#### LEGEND

R.T. Reaction time

Timing and Results provided by  **TISSOT**





# Result Book

27th Summer Universiade in Kazan 2013



## Swimming

Women's 50m Freestyle Final







## Start List

Стартовый список

### EVENT NO. 35

	Record	Name	Country	Location	Date
<b>WR</b>	23.73	STEFFEN Britta	GER	Rome (ITA)	2 AUG 2009
<b>UR</b>	24.62	HERASIMENIA Aliaksandra	BLR	Belgrade (SRB)	11 JUL 2009

#### Final

Lane	Name	Country	Year of Birth	Qualifying Time	Time	Rank
1	MITCHELL Melissa	AUS	1987	25.38		
2	MAINVILLE Sandrine	CAN	1992	25.32		
3	ROMANO Megan	USA	1991	25.13		
4	SANTAMANS Anna	FRA	1993	24.83		
5	HERASIMENIA Aliaksandra	BLR	1985	24.94		
6	DI PIETRO Silvia	ITA	1993	25.25		
7	BAZAROVA Elizaveta	RUS	1995	25.38		
8	FERRAIOLI Erika	ITA	1986	25.42		


#### Reserves

Lane	Name	Country	Year of Birth	Qualifying Time	Time	Rank
	BARRATT Holly	AUS	1988	25.43		
	MAREE Trudi	RSA	1988	25.51		

#### LEGEND

**UR** Universiade record

**WR** World record

Timing and Results provided by  **TISSOT**



## Results

Результаты

### EVENT NO. 35


	Record	Name	Country	Location	Date
<b>WR</b>	23.73	STEFFEN Britta	GER	Rome (ITA)	2 AUG 2009
<b>UR</b>	24.62	HERASIMENIA Aliaksandra	BLR	Belgrade (SRB)	11 JUL 2009

### Final

Rank	Lane	Name	Country Code	R.T.	Time	Time Behind
1	5	HERASIMENIA Aliaksandra	BLR	0.64	<b>24.48</b>	UR
2	4	SANTAMANS Anna	FRA	0.57	<b>24.81</b>	0.33
3	3	ROMANO Megan	USA	0.72	<b>24.98</b>	0.50
4	7	BAZAROVA Elizaveta	RUS	0.72	<b>25.12</b>	0.64
5	6	DI PIETRO Silvia	ITA	0.64	<b>25.23</b>	0.75
6	8	FERRAIOLI Erika	ITA	0.68	<b>25.31</b>	0.83
7	1	MITCHELL Melissa	AUS	0.66	<b>25.36</b>	0.88
8	2	MAINVILLE Sandrine	CAN	0.66	<b>25.46</b>	0.98

#### LEGEND

R.T. Reaction time                      UR Universiade record

Timing and Results provided by  **TISSOT**



# Result Book

27th Summer Universiade in Kazan 2013



## Swimming

Women's 100m Freestyle





## Medallists

Медалисты

Medal	Name	Country
GOLD	HERASIMENIA Aliaksandra	BLR - Belarus
SILVER	POPOVA Veronika	RUS - Russian Federation
BRONZE	ROMANO Megan	USA - United States Of America





# Result Book

27th Summer Universiade in Kazan 2013



## Swimming

Women's 100m Freestyle Preliminaries





## Start List

Стартовый список

### EVENT NO. 13

	Record	Split	Name	Country	Location	Date
<b>WR</b>	52.07	25.46	STEFFEN Britta	GER	Rome (ITA)	31 JUL 2009
<b>UR</b>	54.24	26.26	TANG Yi	CHN	Shenzhen (CHN)	15 AUG 2011

#### Heat 1 of 8

Lane	Name	Country	Year of Birth	Qualifying Time	Time	Rank
3	GANTUMUR Oyungerel	MGL	1992			
4	IRANKUNDA Lena Courageuse	BDI	1990	1:15.06		
5	PEREZ Ana Maria	COL	1992			

#### Heat 2 of 8

Lane	Name	Country	Year of Birth	Qualifying Time	Time	Rank
2	KAMEL Nadine	LIB	1988	1:05.29		
3	LOU Wai Sam	MAC	1994	1:02.55		
4	LIM Sheree	SIN	1991	1:01.89		
5	RAWOOF Gulnaz	IND	1993	1:02.00		
6	FIGUEROA Stephanie	COL	1987	1:04.90		
7	WEERATUNGE Hansani Yasodara	SRI	1990	1:09.10		

#### Heat 3 of 8

Lane	Name	Country	Year of Birth	Qualifying Time	Time	Rank
1	TAN Chi Yan	MAC	1994	59.84		
2	DEWI Ressa Kania	INA	1994	59.15		
3	ADORNA Ma. Claire	PHI	1993	59.00		
4	LAI Biru	CHN	1994	58.80		
5	RUNG Victoria	NOR	1992	59.00		
6	GROSSMANN Tess	EST	1994	59.03		
7	SØRENSEN Marthe Berg	NOR	1992	59.56		

#### Heat 4 of 8

Lane	Name	Country	Year of Birth	Qualifying Time	Time	Rank
1	CHENG Camille Lily Mei	HKG	1993	58.01		
2	QUILTER Laura	NZL	1992	57.68		
3	YU Wai Ting	HKG	1993	57.44		
4	LINDQVIST Josefin	SWE	1993	57.20		
5	HAPSARI Patricia Yosita	INA	1993	57.33		
6	WEECH Ariel	BAH	1991	57.58		
7	DEVEAUX Bria	BAH	1994	57.80		
8	STRAPKOVA Marketa	CZE	1988	58.79		





Heat 5 of 8

Lane	Name	Country	Year of Birth	Qualifying Time	Time	Rank
1	SIEBNER Keren	ISR	1990	56.78		
2	COZMA Ionela	ROU	1989	56.60		
3	TANABE Shoko	JPN	1993	56.51		
4	PALMER Hayley	NZL	1989	56.46		
5	JANSEN Franziska	GER	1992	56.50		
6	SUMIYOSHI Mari	JPN	1993	56.53		
7	VILLARS Danielle	SUI	1993	56.67		

Heat 6 of 8

Lane	Name	Country	Year of Birth	Qualifying Time	Time	Rank
1	KOSCHISCHEK Birgit	AUT	1987	56.00		
2	HAAG Lauriane	FRA	1994	55.69		
3	MCCLATCHEY Caitlin	GBR	1985	55.30		
4	POPOVA Veronika	RUS	1991	54.25		
6	TURNER Rebecca Claire	GBR	1992	55.35		
7	LAPIERRE LEMIRE Caroline	CAN	1990	55.89		
8	YANG Chin-Kuei	TPE	1987	56.38		

Heat 7 of 8

Lane	Name	Country	Year of Birth	Qualifying Time	Time	Rank
1	SCHMIEDEL Paulina	GER	1993	55.99		
2	JENSEN Liv	USA	1990	55.56		
3	BARRATT Holly	AUS	1988	55.27		
4	ROMANO Megan	USA	1991	53.92		
5	NESTEROVA Margarita	RUS	1989	55.18		
6	MAINVILLE Sandrine	CAN	1992	55.32		
7	DI PIETRO Silvia	ITA	1993	55.76		
8	DZERKAL Ganna	UKR	1987	56.08		

Heat 8 of 8

Lane	Name	Country	Year of Birth	Qualifying Time	Time	Rank
1	LINDBORG Nathalie	SWE	1991	55.96		
2	WILK Katarzyna	POL	1992	55.48		
3	MITCHELL Melissa	AUS	1987	55.27		
4	HERASIMENIA Aliaksandra	BLR	1985	53.38		
5	STEPANYUK Darya	UKR	1990	55.13		
6	FERRAIOLI Erika	ITA	1986	55.32		
7	MAREE Trudi	RSA	1988	55.73		
8	MARTIN Anouchka	FRA	1993	56.08		

LEGEND

UR Universiade record      WR World record



## Results Summary


Итоговые результаты

EVENT NO. 13

	Record	Split	Name	Country	Location	Date
WR	52.07	25.46	STEFFEN Britta	GER	Rome (ITA)	31 JUL 2009
UR	54.24	26.26	TANG Yi	CHN	Shenzhen (CHN)	15 AUG 2011

### Heats

Rank	Heat	Lane	Name	Year of Birth	Country Code	R.T.	50m	Time	Time Behind
1	6	4	POPOVA Veronika	1991	RUS	0.74	26.58	<b>54.50</b> 27.92	Q
2	8	4	HERASIMENIA Aliaksandra	1985	BLR	0.66	26.74	<b>55.21</b> 28.47	0.71 Q
3	7	4	ROMANO Megan	1991	USA	0.73	26.87	<b>55.48</b> 28.61	0.98 Q
4	8	3	MITCHELL Melissa	1987	AUS	0.69	26.89	<b>55.52</b> 28.63	1.02 Q
5	7	6	MAINVILLE Sandrine	1992	CAN	0.66	26.99	<b>55.69</b> 28.70	1.19 Q
6	7	5	NESTEROVA Margarita	1989	RUS	0.70	26.96	<b>55.73</b> 28.77	1.23 Q
7	6	7	LAPIERRE LEMIRE Caroline	1990	CAN	0.66	26.87	<b>56.02</b> 29.15	1.52 Q
8	7	3	BARRATT Holly	1988	AUS	0.70	27.17	<b>56.04</b> 28.87	1.54 Q
9	8	1	LINDBORG Nathalie	1991	SWE	0.71	27.29	<b>56.07</b> 28.78	1.57 Q
10	6	3	MCCLATCHEY Caitlin	1985	GBR	0.74	27.28	<b>56.11</b> 28.83	1.61 Q
10	8	2	WILK Katarzyna	1992	POL	0.75	27.34	<b>56.11</b> 28.77	1.61 Q
12	6	1	KOSCHISCHEK Birgit	1987	AUT	0.66	27.24	<b>56.15</b> 28.91	1.65 Q
13	5	6	SUMIYOSHI Mari	1993	JPN	0.68	27.27	<b>56.24</b> 28.97	1.74 Q
14	7	2	JENSEN Liv	1990	USA	0.63	26.82	<b>56.32</b> 29.50	1.82 Q
15	5	4	PALMER Hayley	1989	NZL	0.68	26.98	<b>56.33</b> 29.35	1.83 Q
15	6	6	TURNER Rebecca Claire	1992	GBR	0.60	26.96	<b>56.33</b> 29.37	1.83 Q
17	8	6	FERRAIOLI Erika	1986	ITA	0.69	27.14	<b>56.34</b> 29.20	1.84
18	7	1	SCHMIEDEL Paulina	1993	GER	0.64	26.92	<b>56.40</b> 29.48	1.90
19	7	7	DI PIETRO Silvia	1993	ITA	0.71	27.38	<b>56.44</b> 29.06	1.94
20	4	2	QUILTER Laura	1992	NZL	0.69	27.36	<b>56.45</b> 29.09	1.95
20	8	7	MAREE Trudi	1988	RSA	0.59	26.81	<b>56.45</b> 29.64	1.95
22	4	1	CHENG Camille Lily Mei	1993	HKG	0.67	27.14	<b>56.49</b> 29.35	1.99
23	5	5	JANSEN Franziska	1992	GER	0.69	27.18	<b>56.56</b> 29.38	2.06
24	4	4	LINDQVIST Josefin	1993	SWE	0.70	27.12	<b>56.60</b> 29.48	2.10
25	6	8	YANG Chin-Kuei	1987	TPE	0.76	27.43	<b>56.84</b> 29.41	2.34

Timing and Results provided by  TISSOT



Heats


Rank	Heat	Lane	Name	Year of Birth	Country Code	R.T.	50m	Time	Time Behind
26	8	5	STEPANYUK Darya	1990	UKR	0.78	27.11	<b>57.01</b> 29.90	2.51
27	5	3	TANABE Shoko	1993	JPN	0.70	27.06	<b>57.03</b> 29.97	2.53
28	5	7	VILLARS Danielle	1993	SUI	0.73	27.49	<b>57.05</b> 29.56	2.55
29	5	2	COZMA Ionela	1989	ROU	0.76	27.21	<b>57.19</b> 29.98	2.69
30	5	1	SIEBNER Keren	1990	ISR	0.73	27.85	<b>57.29</b> 29.44	2.79
31	6	2	HAAG Lauriane	1994	FRA	0.74	27.71	<b>57.44</b> 29.73	2.94
31	7	8	DZERKAL Ganna	1987	UKR	0.78	27.95	<b>57.44</b> 29.49	2.94
33	8	8	MARTIN Anouchka	1993	FRA	0.76	27.93	<b>57.73</b> 29.80	3.23
34	4	6	WEECH Ariel	1991	BAH	0.68	27.11	<b>57.86</b> 30.75	3.36
35	3	6	GROSSMANN Tess	1994	EST	0.74	27.93	<b>58.35</b> 30.42	3.85
36	3	5	RUNG Victoria	1992	NOR	0.79	28.15	<b>58.59</b> 30.44	4.09
37	4	5	HAPSARI Patricia Yosita	1993	INA	0.68	28.73	<b>58.74</b> 30.01	4.24
38	4	8	STRAPKOVA Marketa	1988	CZE	0.71	27.75	<b>58.82</b> 31.07	4.32
39	4	7	DEVEAUX Bria	1994	BAH	0.70	28.06	<b>58.96</b> 30.90	4.46
40	4	3	YU Wai Ting	1993	HKG	0.80	28.62	<b>59.44</b> 30.82	4.94
41	3	1	TAN Chi Yan	1994	MAC	0.60	28.90	<b>59.54</b> 30.64	5.04
42	3	2	DEWI Ressa Kania	1994	INA	0.69	29.00	<b>1:00.21</b> 31.21	5.71
43	3	3	ADORNA Ma. Claire	1993	PHI	0.89	28.79	<b>1:00.34</b> 31.55	5.84
44	1	5	PEREZ Ana Maria	1992	COL	0.68	29.04	<b>1:00.35</b> 31.31	5.85
45	3	7	SØRENSEN Marthe Berg	1992	NOR	0.73	29.39	<b>1:02.04</b> 32.65	7.54
46	2	3	LOU Wai Sam	1994	MAC	0.78	30.32	<b>1:03.68</b> 33.36	9.18
47	2	6	FIGUEROA Stephanie	1987	COL	0.85	31.33	<b>1:05.23</b> 33.90	10.73
48	2	4	LIM Sheree	1991	SIN	0.91	30.56	<b>1:05.88</b> 35.32	11.38
49	2	5	RAWOOF Gulnaz	1993	IND	0.85	31.12	<b>1:05.96</b> 34.84	11.46
50	1	3	GANTUMUR Oyungerel	1992	MGL	0.81	31.63	<b>1:07.13</b> 35.50	12.63
51	2	2	KAMEL Nadine	1988	LIB	0.76	31.99	<b>1:07.87</b> 35.88	13.37
52	2	7	WEERATUNGE Hansani Yasodara	1990	SRI	0.90	33.58	<b>1:11.35</b> 37.77	16.85
53	1	4	IRANKUNDA Lena Courageuse	1990	BDI	0.88	43.78	<b>1:37.29</b> 53.51	42.79
	3	4	LAI Biru	1994	CHN			<b>DSQ</b>	



**Heats**

Rank	Heat	Lane	Name	Year of Birth	Country Code	R.T.	50m	Time	Time Behind
------	------	------	------	---------------	--------------	------	-----	------	-------------

<b>LEGEND</b>	<b>DSQ</b> Disqualified	<b>Q</b> Qualified for the next phase	<b>R.T.</b> Reaction time
---------------	-------------------------	---------------------------------------	---------------------------

Timing and Results provided by  **TISSOT**



## Results

Результаты

### EVENT NO. 13


	Record	Split	Name	Country	Location	Date
<b>WR</b>	52.07	25.46	STEFFEN Britta	GER	Rome (ITA)	31 JUL 2009
<b>UR</b>	54.24	26.26	TANG Yi	CHN	Shenzhen (CHN)	15 AUG 2011

#### Heat 1 of 8

Rank	Lane	Name	Country Code	R.T.	50m	Time	Time Behind
1	5	<b>PEREZ Ana Maria</b>	COL	0.68	(1) 29.04	<b>1:00.35</b> 31.31	
2	3	<b>GANTUMUR Oyungerel</b>	MGL	0.81	(2) 31.63	<b>1:07.13</b> 35.50	6.78
3	4	<b>IRANKUNDA Lena Courageuse</b>	BDI	0.88	(3) 43.78	<b>1:37.29</b> 53.51	36.94

#### LEGEND

R.T. Reaction time

Timing and Results provided by  **TISSOT**



## Results

Результаты

### EVENT NO. 13


	Record	Split	Name	Country	Location	Date
<b>WR</b>	52.07	25.46	STEFFEN Britta	GER	Rome (ITA)	31 JUL 2009
<b>UR</b>	54.24	26.26	TANG Yi	CHN	Shenzhen (CHN)	15 AUG 2011

#### Heat 2 of 8

Rank	Lane	Name	Country Code	R.T.	50m	Time	Time Behind
1	3	LOU Wai Sam	MAC	0.78	(1) 30.32	<b>1:03.68</b> 33.36	
2	6	FIGUEROA Stephanie	COL	0.85	(4) 31.33	<b>1:05.23</b> 33.90	1.55
3	4	LIM Sheree	SIN	0.91	(2) 30.56	<b>1:05.88</b> 35.32	2.20
4	5	RAWOOF Gulnaz	IND	0.85	(3) 31.12	<b>1:05.96</b> 34.84	2.28
5	2	KAMEL Nadine	LIB	0.76	(5) 31.99	<b>1:07.87</b> 35.88	4.19
6	7	WEERATUNGE Hansani Yasodara	SRI	0.90	(6) 33.58	<b>1:11.35</b> 37.77	7.67

#### LEGEND

R.T. Reaction time

Timing and Results provided by  **TISSOT**





## Results

Результаты

### EVENT NO. 13

	Record	Split	Name	Country	Location	Date
<b>WR</b>	52.07	25.46	STEFFEN Britta	GER	Rome (ITA)	31 JUL 2009
<b>UR</b>	54.24	26.26	TANG Yi	CHN	Shenzhen (CHN)	15 AUG 2011


#### Heat 3 of 8

Rank	Lane	Name	Country Code	R.T.	50m	Time	Time Behind
1	6	<b>GROSSMANN Tess</b>	EST	0.74	(1) 27.93	<b>58.35</b> 30.42	
2	5	<b>RUNG Victoria</b>	NOR	0.79	(2) 28.15	<b>58.59</b> 30.44	0.24
3	1	<b>TAN Chi Yan</b>	MAC	0.60	(4) 28.90	<b>59.54</b> 30.64	1.19
4	2	<b>DEWI Ressa Kania</b>	INA	0.69	(5) 29.00	<b>1:00.21</b> 31.21	1.86
5	3	<b>ADORNA Ma. Claire</b>	PHI	0.89	(3) 28.79	<b>1:00.34</b> 31.55	1.99
6	7	<b>SØRENSEN Marthe Berg</b>	NOR	0.73	(6) 29.39	<b>1:02.04</b> 32.65	3.69
	4	<b>LAI Biru</b>	CHN			<b>DSQ</b>	

#### LEGEND

**DSQ** Disqualified

**R.T.** Reaction time

Timing and Results provided by  **TISSOT**



## Results

Результаты

### EVENT NO. 13


	Record	Split	Name	Country	Location	Date
<b>WR</b>	52.07	25.46	STEFFEN Britta	GER	Rome (ITA)	31 JUL 2009
<b>UR</b>	54.24	26.26	TANG Yi	CHN	Shenzhen (CHN)	15 AUG 2011

#### Heat 4 of 8

Rank	Lane	Name	Country Code	R.T.	50m	Time	Time Behind
1	2	QUILTER Laura	NZL	0.69	(4) 27.36	<b>56.45</b> 29.09	
2	1	CHENG Camille Lily Mei	HKG	0.67	(3) 27.14	<b>56.49</b> 29.35	0.04
3	4	LINDQVIST Josefin	SWE	0.70	(2) 27.12	<b>56.60</b> 29.48	0.15
4	6	WEECH Ariel	BAH	0.68	(1) 27.11	<b>57.86</b> 30.75	1.41
5	5	HAPSARI Patricia Yosita	INA	0.68	(8) 28.73	<b>58.74</b> 30.01	2.29
6	8	STRAPKOVA Marketa	CZE	0.71	(5) 27.75	<b>58.82</b> 31.07	2.37
7	7	DEVEAUX Bria	BAH	0.70	(6) 28.06	<b>58.96</b> 30.90	2.51
8	3	YU Wai Ting	HKG	0.80	(7) 28.62	<b>59.44</b> 30.82	2.99

#### LEGEND

R.T. Reaction time

Timing and Results provided by  **TISSOT**



## Results

Результаты

### EVENT NO. 13


	Record	Split	Name	Country	Location	Date
<b>WR</b>	52.07	25.46	STEFFEN Britta	GER	Rome (ITA)	31 JUL 2009
<b>UR</b>	54.24	26.26	TANG Yi	CHN	Shenzhen (CHN)	15 AUG 2011

#### Heat 5 of 8

Rank	Lane	Name	Country Code	R.T.	50m	Time	Time Behind
1	6	SUMIYOSHI Mari	JPN	0.68	(5) 27.27	<b>56.24</b> 28.97	
2	4	PALMER Hayley	NZL	0.68	(1) 26.98	<b>56.33</b> 29.35	0.09
3	5	JANSEN Franziska	GER	0.69	(3) 27.18	<b>56.56</b> 29.38	0.32
4	3	TANABE Shoko	JPN	0.70	(2) 27.06	<b>57.03</b> 29.97	0.79
5	7	VILLARS Danielle	SUI	0.73	(6) 27.49	<b>57.05</b> 29.56	0.81
6	2	COZMA Ionela	ROU	0.76	(4) 27.21	<b>57.19</b> 29.98	0.95
7	1	SIEBNER Keren	ISR	0.73	(7) 27.85	<b>57.29</b> 29.44	1.05

#### LEGEND

R.T. Reaction time

Timing and Results provided by  **TISSOT**



## Results

Результаты

### EVENT NO. 13


	Record	Split	Name	Country	Location	Date
<b>WR</b>	52.07	25.46	STEFFEN Britta	GER	Rome (ITA)	31 JUL 2009
<b>UR</b>	54.24	26.26	TANG Yi	CHN	Shenzhen (CHN)	15 AUG 2011

#### Heat 6 of 8

Rank	Lane	Name	Country Code	R.T.	50m	Time	Time Behind
1	4	POPOVA Veronika	RUS	0.74	(1) 26.58	<b>54.50</b> 27.92	
2	7	LAPIERRE LEMIRE Caroline	CAN	0.66	(2) 26.87	<b>56.02</b> 29.15	1.52
3	3	MCCLATCHEY Caitlin	GBR	0.74	(5) 27.28	<b>56.11</b> 28.83	1.61
4	1	KOSCHISCHEK Birgit	AUT	0.66	(4) 27.24	<b>56.15</b> 28.91	1.65
5	6	TURNER Rebecca Claire	GBR	0.60	(3) 26.96	<b>56.33</b> 29.37	1.83
6	8	YANG Chin-Kuei	TPE	0.76	(6) 27.43	<b>56.84</b> 29.41	2.34
7	2	HAAG Lauriane	FRA	0.74	(7) 27.71	<b>57.44</b> 29.73	2.94

#### LEGEND

R.T. Reaction time

Timing and Results provided by  **TISSOT**



## Results

Результаты

### EVENT NO. 13


	Record	Split	Name	Country	Location	Date
<b>WR</b>	52.07	25.46	STEFFEN Britta	GER	Rome (ITA)	31 JUL 2009
<b>UR</b>	54.24	26.26	TANG Yi	CHN	Shenzhen (CHN)	15 AUG 2011

#### Heat 7 of 8

Rank	Lane	Name	Country Code	R.T.	50m	Time	Time Behind
1	4	ROMANO Megan	USA	0.73	(2) 26.87	<b>55.48</b> 28.61	
2	6	MAINVILLE Sandrine	CAN	0.66	(5) 26.99	<b>55.69</b> 28.70	0.21
3	5	NESTEROVA Margarita	RUS	0.70	(4) 26.96	<b>55.73</b> 28.77	0.25
4	3	BARRATT Holly	AUS	0.70	(6) 27.17	<b>56.04</b> 28.87	0.56
5	2	JENSEN Liv	USA	0.63	(1) 26.82	<b>56.32</b> 29.50	0.84
6	1	SCHMIEDEL Paulina	GER	0.64	(3) 26.92	<b>56.40</b> 29.48	0.92
7	7	DI PIETRO Silvia	ITA	0.71	(7) 27.38	<b>56.44</b> 29.06	0.96
8	8	DZERKAL Ganna	UKR	0.78	(8) 27.95	<b>57.44</b> 29.49	1.96

#### LEGEND

R.T. Reaction time

Timing and Results provided by  **TISSOT**



## Results

Результаты

### EVENT NO. 13


	Record	Split	Name	Country	Location	Date
<b>WR</b>	52.07	25.46	STEFFEN Britta	GER	Rome (ITA)	31 JUL 2009
<b>UR</b>	54.24	26.26	TANG Yi	CHN	Shenzhen (CHN)	15 AUG 2011

#### Heat 8 of 8

Rank	Lane	Name	Country Code	R.T.	50m	Time	Time Behind
1	4	HERASIMENIA Aliaksandra	BLR	0.66	(1) 26.74	<b>55.21</b> 28.47	
2	3	MITCHELL Melissa	AUS	0.69	(3) 26.89	<b>55.52</b> 28.63	0.31
3	1	LINDBORG Nathalie	SWE	0.71	(6) 27.29	<b>56.07</b> 28.78	0.86
4	2	WILK Katarzyna	POL	0.75	(7) 27.34	<b>56.11</b> 28.77	0.90
5	6	FERRAIOLI Erika	ITA	0.69	(5) 27.14	<b>56.34</b> 29.20	1.13
6	7	MAREE Trudi	RSA	0.59	(2) 26.81	<b>56.45</b> 29.64	1.24
7	5	STEPANYUK Darya	UKR	0.78	(4) 27.11	<b>57.01</b> 29.90	1.80
8	8	MARTIN Anouchka	FRA	0.76	(8) 27.93	<b>57.73</b> 29.80	2.52

#### LEGEND

R.T. Reaction time

Timing and Results provided by  **TISSOT**





# Result Book

27th Summer Universiade in Kazan 2013



## Swimming

Women's 100m Freestyle Semifinals





## Start List

Стартовый список

### EVENT NO. 13

	Record	Split	Name	Country	Location	Date
<b>WR</b>	52.07	25.46	STEFFEN Britta	GER	Rome (ITA)	31 JUL 2009
<b>UR</b>	54.24	26.26	TANG Yi	CHN	Shenzhen (CHN)	15 AUG 2011

#### Semifinal 1 of 2

Lane	Name	Country	Year of Birth	Qualifying Time	Time	Rank
1	JENSEN Liv	USA	1990	56.32		
2	MCCLATCHEY Caitlin	GBR	1985	56.11		
3	NESTEROVA Margarita	RUS	1989	55.73		
4	HERASIMENIA Aliaksandra	BLR	1985	55.21		
5	MITCHELL Melissa	AUS	1987	55.52		
6	BARRATT Holly	AUS	1988	56.04		
7	KOSCHISCHEK Birgit	AUT	1987	56.15		
8	TURNER Rebecca Claire	GBR	1992	56.33		

#### Semifinal 2 of 2

Lane	Name	Country	Year of Birth	Qualifying Time	Time	Rank
1	SUMIYOSHI Mari	JPN	1993	56.24		
2	LINDBORG Nathalie	SWE	1991	56.07		
3	MAINVILLE Sandrine	CAN	1992	55.69		
4	POPOVA Veronika	RUS	1991	54.50		
5	ROMANO Megan	USA	1991	55.48		
6	LAPIERRE LEMIRE Caroline	CAN	1990	56.02		
7	WILK Katarzyna	POL	1992	56.11		
8	PALMER Hayley	NZL	1989	56.33		


#### Reserves

Lane	Name	Country	Year of Birth	Qualifying Time	Time	Rank
	FERRAIOLI Erika	ITA	1986	56.34		
	SCHMIEDEL Paulina	GER	1993	56.40		

#### LEGEND

**UR** Universiade record

**WR** World record

Timing and Results provided by  **TISSOT**



## Results Summary

Итоговые результаты

EVENT NO. 13


	Record	Split	Name	Country	Location	Date
<b>WR</b>	52.07	25.46	STEFFEN Britta	GER	Rome (ITA)	31 JUL 2009
<b>UR</b>	54.24	26.26	TANG Yi	CHN	Shenzhen (CHN)	15 AUG 2011

### Semifinals

Rank	Heat	Lane	Name	Year of Birth	Country Code	R.T.	50m	Time	Time Behind
1	2	4	POPOVA Veronika	1991	RUS	0.75	26.59	<b>54.46</b> 27.87	Q
2	2	5	ROMANO Megan	1991	USA	0.69	26.66	<b>54.68</b> 28.02	0.22 Q
3	1	4	HERASIMENIA Aliaksandra	1985	BLR	0.66	26.28	<b>54.85</b> 28.57	0.39 Q
4	2	3	MAINVILLE Sandrine	1992	CAN	0.61	26.32	<b>54.92</b> 28.60	0.46 Q
5	1	5	MITCHELL Melissa	1987	AUS	0.66	26.41	<b>55.27</b> 28.86	0.81 Q
6	1	3	NESTEROVA Margarita	1989	RUS	0.71	26.81	<b>55.35</b> 28.54	0.89 Q
7	2	1	SUMIYOSHI Mari	1993	JPN	0.71	26.85	<b>55.70</b> 28.85	1.24 Q
8	1	8	TURNER Rebecca Claire	1992	GBR	0.58	27.25	<b>55.79</b> 28.54	1.33 Q
9	2	6	LAPIERRE LEMIRE Caroline	1990	CAN	0.70	26.91	<b>55.91</b> 29.00	1.45
10	2	2	LINDBORG Nathalie	1991	SWE	0.69	26.99	<b>56.01</b> 29.02	1.55
11	1	2	MCCLATCHEY Caitlin	1985	GBR	0.73	27.21	<b>56.04</b> 28.83	1.58
12	1	6	BARRATT Holly	1988	AUS	0.71	26.96	<b>56.09</b> 29.13	1.63
13	2	7	WILK Katarzyna	1992	POL	0.72	26.73	<b>56.27</b> 29.54	1.81
14	1	7	KOSCHISCHEK Birgit	1987	AUT	0.64	26.98	<b>56.32</b> 29.34	1.86
15	2	8	PALMER Hayley	1989	NZL	0.61	27.19	<b>56.81</b> 29.62	2.35
16	1	1	JENSEN Liv	1990	USA	0.69	27.04	<b>56.87</b> 29.83	2.41

#### LEGEND

Q Qualified for the next phase R.T. Reaction time

Timing and Results provided by  TISSOT



## Results

Результаты

### EVENT NO. 13


	Record	Split	Name	Country	Location	Date
<b>WR</b>	52.07	25.46	STEFFEN Britta	GER	Rome (ITA)	31 JUL 2009
<b>UR</b>	54.24	26.26	TANG Yi	CHN	Shenzhen (CHN)	15 AUG 2011

#### Semifinal 1 of 2

Rank	Lane	Name	Country Code	R.T.	50m	Time	Time Behind
1	4	HERASIMENIA Aliaksandra	BLR	0.66	(1) 26.28	<b>54.85</b> 28.57	
2	5	MITCHELL Melissa	AUS	0.66	(2) 26.41	<b>55.27</b> 28.86	0.42
3	3	NESTEROVA Margarita	RUS	0.71	(3) 26.81	<b>55.35</b> 28.54	0.50
4	8	TURNER Rebecca Claire	GBR	0.58	(8) 27.25	<b>55.79</b> 28.54	0.94
5	2	MCCLATCHEY Caitlin	GBR	0.73	(7) 27.21	<b>56.04</b> 28.83	1.19
6	6	BARRATT Holly	AUS	0.71	(4) 26.96	<b>56.09</b> 29.13	1.24
7	7	KOSCHISCHEK Birgit	AUT	0.64	(5) 26.98	<b>56.32</b> 29.34	1.47
8	1	JENSEN Liv	USA	0.69	(6) 27.04	<b>56.87</b> 29.83	2.02

#### LEGEND

R.T. Reaction time

Timing and Results provided by  **TISSOT**



## Results

Результаты

### EVENT NO. 13


	Record	Split	Name	Country	Location	Date
<b>WR</b>	52.07	25.46	STEFFEN Britta	GER	Rome (ITA)	31 JUL 2009
<b>UR</b>	54.24	26.26	TANG Yi	CHN	Shenzhen (CHN)	15 AUG 2011

#### Semifinal 2 of 2

Rank	Lane	Name	Country Code	R.T.	50m	Time	Time Behind
1	4	<b>POPOVA Veronika</b>	RUS	0.75	(2) 26.59	<b>54.46</b> 27.87	
2	5	<b>ROMANO Megan</b>	USA	0.69	(3) 26.66	<b>54.68</b> 28.02	0.22
3	3	<b>MAINVILLE Sandrine</b>	CAN	0.61	(1) 26.32	<b>54.92</b> 28.60	0.46
4	1	<b>SUMIYOSHI Mari</b>	JPN	0.71	(5) 26.85	<b>55.70</b> 28.85	1.24
5	6	<b>LAPIERRE LEMIRE Caroline</b>	CAN	0.70	(6) 26.91	<b>55.91</b> 29.00	1.45
6	2	<b>LINDBORG Nathalie</b>	SWE	0.69	(7) 26.99	<b>56.01</b> 29.02	1.55
7	7	<b>WILK Katarzyna</b>	POL	0.72	(4) 26.73	<b>56.27</b> 29.54	1.81
8	8	<b>PALMER Hayley</b>	NZL	0.61	(8) 27.19	<b>56.81</b> 29.62	2.35

#### LEGEND

R.T. Reaction time

Timing and Results provided by  **TISSOT**





# Result Book

27th Summer Universiade in Kazan 2013



## Swimming

Women's 100m Freestyle Final







## Start List

Стартовый список

### EVENT NO. 13

	Record	Split	Name	Country	Location	Date
<b>WR</b>	52.07	25.46	STEFFEN Britta	GER	Rome (ITA)	31 JUL 2009
<b>UR</b>	54.24	26.26	TANG Yi	CHN	Shenzhen (CHN)	15 AUG 2011

#### Final

Lane	Name	Country	Year of Birth	Qualifying Time	Time	Rank
1	SUMIYOSHI Mari	JPN	1993	55.70		
2	MITCHELL Melissa	AUS	1987	55.27		
3	HERASIMENIA Aliaksandra	BLR	1985	54.85		
4	POPOVA Veronika	RUS	1991	54.46		
5	ROMANO Megan	USA	1991	54.68		
6	MAINVILLE Sandrine	CAN	1992	54.92		
7	NESTEROVA Margarita	RUS	1989	55.35		
8	TURNER Rebecca Claire	GBR	1992	55.79		


#### Reserves

Lane	Name	Country	Year of Birth	Qualifying Time	Time	Rank
	LAPIERRE LEMIRE Caroline	CAN	1990	55.91		
	LINDBORG Nathalie	SWE	1991	56.01		

#### LEGEND

**UR** Universiade record

**WR** World record

Timing and Results provided by  **TISSOT**



## Results

Результаты

### EVENT NO. 13


	Record	Split	Name	Country	Location	Date
<b>WR</b>	52.07	25.46	STEFFEN Britta	GER	Rome (ITA)	31 JUL 2009
<b>UR</b>	54.24	26.26	TANG Yi	CHN	Shenzhen (CHN)	15 AUG 2011

### Final

Rank	Lane	Name	Country Code	R.T.	50m	Time	Time Behind
1	3	HERASIMENIA Aliaksandra	BLR	0.64	(1) 25.71	<b>53.50</b> 27.79	UR
2	4	POPOVA Veronika	RUS	0.73	(3) 26.38	<b>54.12</b> 27.74	0.62
3	5	ROMANO Megan	USA	0.71	(5) 26.42	<b>54.45</b> 28.03	0.95
4	6	MAINVILLE Sandrine	CAN	0.63	(4) 26.39	<b>54.87</b> 28.48	1.37
5	7	NESTEROVA Margarita	RUS	0.70	(6) 26.48	<b>55.01</b> 28.53	1.51
6	2	MITCHELL Melissa	AUS	0.65	(2) 26.31	<b>55.35</b> 29.04	1.85
7	8	TURNER Rebecca Claire	GBR	0.63	(8) 26.99	<b>55.46</b> 28.47	1.96
8	1	SUMIYOSHI Mari	JPN	0.69	(7) 26.75	<b>55.69</b> 28.94	2.19

#### LEGEND

R.T. Reaction time                      UR Universiade record

Timing and Results provided by  **TISSOT**



# Result Book

27th Summer Universiade in Kazan 2013



## Swimming

Women's 200m Freestyle





## Medallists

Медалисты

Medal	Name	Country
GOLD	ANDREEVA Viktoriya	RUS - Russian Federation
SILVER	POPOVA Veronika	RUS - Russian Federation
BRONZE	MCCLATCHEY Caitlin	GBR - Great Britain





# Result Book

27th Summer Universiade in Kazan 2013



## Swimming

Women's 200m Freestyle Preliminaries





## Start List

Стартовый список

EVENT NO. 27

REVISED

11 JUL 21:04

	Record	Splits			Name	Country	Location	Date
<b>WR</b>	1:52.98	27.34	55.60	1:24.38	PELLEGRINI Federica	ITA	Rome (ITA)	29 JUL 2009
<b>UR</b>	1:57.67	28.05	57.60	1:27.74	PELLEGRINI Federica	ITA	Bangkok (THA)	12 AUG 2007

### Heat 1 of 5

Lane	Name	Country	Year of Birth	Qualifying Time	Time	Rank
2	WEERATUNGE Hansani Yasodara	SRI	1990	2:35.23		
3	RAWOOF Gulnaz	IND	1993	2:15.00		
4	ESPINOSA Virginia	ARG	1993	2:12.32		
5	LOU Wai Sam	MAC	1994	2:14.73		
6	GARZON Laura Vanessa	COL	1992	2:20.45		
7	PEREZ Ana Maria	COL	1992			

### Heat 2 of 5

Lane	Name	Country	Year of Birth	Qualifying Time	Time	Rank
1	YU Wai Ting	HKG	1993	2:06.51		
2	KAT Caitlin	RSA	1993	2:05.32		
3	LIU Ying	CHN	1993	2:05.00		
4	HAPSARI Patricia Yosita	INA	1993	2:04.59		
5	LAI Biru	CHN	1994	2:05.00		
6	DEWI Ressa Kania	INA	1994	2:05.23		
7	TAMMADGE Roxanne	RSA	1991	2:06.33		
8	ADORNA Ma. Claire	PHI	1993	2:10.00		

### Heat 3 of 5

Lane	Name	Country	Year of Birth	Qualifying Time	Time	Rank
1	LINDBORG Nathalie	SWE	1991	2:03.64		
2	YANG Chin-Kuei	TPE	1987	2:02.00		
3	MACLEAN Brittany Christine	CAN	1994	1:59.53		
4	CHENAULT Chelsea	USA	1994	1:58.19		
5	GOLDMAN Katie	AUS	1992	1:58.84		
6	SCHMIEDEL Paulina	GER	1993	2:00.94		
7	VILLARS Danielle	SUI	1993	2:03.55		
8	RUNG Victoria	NOR	1992	2:04.56		





Heat 4 of 5

Lane	Name	Country	Year of Birth	Qualifying Time	Time	Rank
1	CHENG Camille Lily Mei	HKG	1993	2:03.64		
2	DELMAR Lindsay Joy	CAN	1993	2:01.43		
3	MCCLATCHEY Caitlin	GBR	1985	1:59.23		
4	ROMANO Megan	USA	1991	1:57.74		
5	TURNER Rebecca Claire	GBR	1992	1:58.72		
6	SEKINE Risa	JPN	1993	2:00.81		
7	SUMIYOSHI Mari	JPN	1993	2:02.88		
8	ZAVADOVA Barbora	CZE	1993	2:04.45		


Heat 5 of 5

Lane	Name	Country	Year of Birth	Qualifying Time	Time	Rank
1	STENKVIST Henriette	SWE	1994	2:03.61		
2	MASINI LUCCHETTI Chiara	ITA	1993	2:01.10		
3	NEALE Leah	AUS	1995	1:58.97		
4	POPOVA Veronika	RUS	1991	1:56.84		
5	ANDREEVA Viktoriia	RUS	1992	1:58.54		
6	DE MEMME Martina	ITA	1991	1:59.65		
7	HASSLER Julia	LIE	1993	2:02.57		
8	MARKS Martina	ISR	1995	2:03.87		

LEGEND

UR Universiade record      WR World record

Athlete STENKVIST Henriette added to the event. Event re-seeded.

Timing and Results provided by  **TISSOT**



## Results Summary


Итоговые результаты

EVENT NO. 27

	Record	Splits	Name	Country	Location	Date
WR	1:52.98	27.34 55.60 1:24.38	PELLEGRINI Federica	ITA	Rome (ITA)	29 JUL 2009
UR	1:57.67	28.05 57.60 1:27.74	PELLEGRINI Federica	ITA	Bangkok (THA)	12 AUG 2007

### Heats

Rank	Heat	Lane	Name	Year of Birth	Country Code	R.T.	50m	100m	150m	Time	Time Behind
1	4	3	MCCLATCHEY Caitlin	1985	GBR	0.76	28.56	59.02	1:30.01	<b>2:00.32</b>	Q
2	3	3	MACLEAN Brittany Christine	1994	CAN	0.71	28.72	59.56	1:30.55	<b>2:00.69</b>	0.37 Q
3	4	5	TURNER Rebecca Claire	1992	GBR	0.60	28.85	1:00.06	1:30.78	<b>2:00.97</b>	0.65 Q
4	5	5	ANDREEVA Viktoriya	1992	RUS	0.75	28.90	59.97	1:31.16	<b>2:01.37</b>	1.05 Q
5	5	4	POPOVA Veronika	1991	RUS	0.76	28.89	1:00.16	1:31.12	<b>2:01.43</b>	1.11 Q
6	5	6	DE MEMME Martina	1991	ITA	0.76	29.50	1:00.35	1:31.35	<b>2:01.45</b>	1.13 Q
7	3	4	CHENAULT Chelsea	1994	USA	0.76	28.85	59.80	1:30.93	<b>2:01.56</b>	1.24 Q
8	5	3	NEALE Leah	1995	AUS	0.73	28.69	59.88	1:31.11	<b>2:01.71</b>	1.39 Q
9	3	2	YANG Chin-Kuei	1987	TPE	0.76	28.78	59.86	1:31.17	<b>2:01.96</b>	1.64 Q
10	4	2	DELMAR Lindsay Joy	1993	CAN	0.73	28.90	59.87	1:31.38	<b>2:02.00</b>	1.68 Q
11	5	1	STENKVIST Henriette	1994	SWE	0.67	28.70	59.53	1:30.83	<b>2:02.06</b>	1.74 Q
12	4	4	ROMANO Megan	1991	USA	0.77	28.53	59.42	1:30.95	<b>2:02.34</b>	2.02 Q
13	5	2	MASINI LUCETTI Chiara	1993	ITA	0.78	28.49	59.50	1:31.14	<b>2:02.50</b>	2.18 Q
14	4	7	SUMIYOSHI Mari	1993	JPN	0.68	28.89	1:00.28	1:32.10	<b>2:02.95</b>	2.63 Q
15	4	6	SEKINE Risa	1993	JPN	0.71	28.91	1:00.38	1:31.88	<b>2:03.00</b>	2.68 Q
16	3	5	GOLDMAN Katie	1992	AUS	0.74	29.37	1:00.37	1:32.23	<b>2:03.51</b>	3.19 Q
17	3	6	SCHMIEDEL Paulina	1993	GER	0.66	29.26	1:00.63	1:32.73	<b>2:04.08</b>	3.76
18	5	8	MARKS Martina	1995	ISR	0.74	29.33	1:00.66	1:32.45	<b>2:04.28</b>	3.96
19	4	8	ZAVADOVA Barbora	1993	CZE	0.78	28.89	1:00.58	1:32.53	<b>2:04.49</b>	4.17
20	3	8	RUNG Victoria	1992	NOR	0.76	28.87	1:00.12	1:32.51	<b>2:04.80</b>	4.48
21	2	7	TAMMADGE Roxanne	1991	RSA	0.71	28.94	1:00.18	1:32.68	<b>2:04.93</b>	4.61
22	3	7	VILLARS Danielle	1993	SUI	0.75	28.87	1:00.42	1:32.72	<b>2:05.18</b>	4.86
23	3	1	LINDBORG Nathalie	1991	SWE	0.71	29.29	1:00.50	1:32.71	<b>2:05.55</b>	5.23
24	4	1	CHENG Camille Lily Mei	1993	HKG	0.69	29.11	1:00.64	1:33.35	<b>2:06.50</b>	6.18
25	2	5	LAI Biru	1994	CHN	0.66	28.41	1:00.15	1:34.15	<b>2:07.41</b>	7.09

Timing and Results provided by  TISSOT




Heats

Rank	Heat	Lane	Name	Year of Birth	Country Code	R.T.	50m	100m	150m	Time	Time Behind
26	2	6	DEWI Ressa Kania	1994	INA	0.73	30.28	1:02.63 32.35	1:35.86 33.23	<b>2:09.46</b> 33.60	9.14
27	2	4	HAPSARI Patricia Yosita	1993	INA	0.71	30.28	1:03.91 33.63	1:37.48 33.57	<b>2:10.47</b> 32.99	10.15
28	1	4	ESPINOSA Virginia	1993	ARG	0.80	30.73	1:04.19 33.46	1:38.38 34.19	<b>2:11.04</b> 32.66	10.72
29	1	7	PEREZ Ana Maria	1992	COL	0.76	30.62	1:03.86 33.24	1:38.22 34.36	<b>2:11.33</b> 33.11	11.01
30	2	1	YU Wai Ting	1993	HKG	0.80	29.76	1:03.00 33.24	1:37.75 34.75	<b>2:12.04</b> 34.29	11.72
31	1	6	GARZON Laura Vanessa	1992	COL	0.87	30.98	1:04.35 33.37	1:38.30 33.95	<b>2:13.26</b> 34.96	12.94
32	2	3	LIU Ying	1993	CHN	0.82	30.34	1:03.65 33.31	1:37.88 34.23	<b>2:13.33</b> 35.45	13.01
33	1	5	LOU Wai Sam	1994	MAC	0.78	30.88	1:05.87 34.99	1:43.67 37.80	<b>2:21.41</b> 37.74	21.09
34	1	3	RAWOOF Gulnaz	1993	IND	0.86	32.99	1:10.33 37.34	1:49.87 39.54	<b>2:29.17</b> 39.30	28.85
35	1	2	WEERATUNGE Hansani Yasodara	1990	SRI	0.93	36.28	1:16.99 40.71	1:59.45 42.46	<b>2:41.92</b> 42.47	41.60
	2	2	KAT Caitlin	1993	RSA					<b>DNS</b>	
	2	8	ADORNA Ma. Claire	1993	PHI					<b>DNS</b>	
	5	7	HASSLER Julia	1993	LIE					<b>DNS</b>	

LEGEND

DNS Did not start                      Q    Qualified for the next phase                      R.T.    Reaction time

Timing and Results provided by  TISSOT



## Results

Результаты

### EVENT NO. 27


	Record	Splits			Name	Country	Location	Date
<b>WR</b>	1:52.98	27.34	55.60	1:24.38	PELLEGRINI Federica	ITA	Rome (ITA)	29 JUL 2009
<b>UR</b>	1:57.67	28.05	57.60	1:27.74	PELLEGRINI Federica	ITA	Bangkok (THA)	12 AUG 2007

#### Heat 1 of 5

Rank	Lane	Name	Country Code	R.T.	50m	100m	150m	Time	Time Behind
1	4	<b>ESPINOSA Virginia</b>	ARG	0.80	(2) 30.73	(2) 1:04.19 33.46	(3) 1:38.38 34.19	<b>2:11.04</b> 32.66	
2	7	<b>PEREZ Ana Maria</b>	COL	0.76	(1) 30.62	(1) 1:03.86 33.24	(1) 1:38.22 34.36	<b>2:11.33</b> 33.11	0.29
3	6	<b>GARZON Laura Vanessa</b>	COL	0.87	(4) 30.98	(3) 1:04.35 33.37	(2) 1:38.30 33.95	<b>2:13.26</b> 34.96	2.22
4	5	<b>LOU Wai Sam</b>	MAC	0.78	(3) 30.88	(4) 1:05.87 34.99	(4) 1:43.67 37.80	<b>2:21.41</b> 37.74	10.37
5	3	<b>RAWOOF Gulnaz</b>	IND	0.86	(5) 32.99	(5) 1:10.33 37.34	(5) 1:49.87 39.54	<b>2:29.17</b> 39.30	18.13
6	2	<b>WEERATUNGE Hansani Yasodara</b>	SRI	0.93	(6) 36.28	(6) 1:16.99 40.71	(6) 1:59.45 42.46	<b>2:41.92</b> 42.47	30.88

#### LEGEND

R.T. Reaction time

Timing and Results provided by  **TISSOT**



## Results

Результаты

### EVENT NO. 27

	Record	Splits			Name	Country	Location	Date
<b>WR</b>	1:52.98	27.34	55.60	1:24.38	PELLEGRINI Federica	ITA	Rome (ITA)	29 JUL 2009
<b>UR</b>	1:57.67	28.05	57.60	1:27.74	PELLEGRINI Federica	ITA	Bangkok (THA)	12 AUG 2007


#### Heat 2 of 5

Rank	Lane	Name	Country Code	R.T.	50m	100m	150m	Time	Time Behind
1	7	TAMMADGE Roxanne	RSA	0.71	(2) 28.94	(2) 1:00.18 31.24	(1) 1:32.68 32.50	<b>2:04.93</b>	
2	5	LAI Biru	CHN	0.66	(1) 28.41	(1) 1:00.15 31.74	(2) 1:34.15 34.00	<b>2:07.41</b>	2.48
3	6	DEWI Ressa Kania	INA	0.73	(4) 30.28	(3) 1:02.63 32.35	(3) 1:35.86 33.23	<b>2:09.46</b>	4.53
4	4	HAPSARI Patricia Yosita	INA	0.71	(4) 30.28	(6) 1:03.91 33.63	(4) 1:37.48 33.57	<b>2:10.47</b>	5.54
5	1	YU Wai Ting	HKG	0.80	(3) 29.76	(4) 1:03.00 33.24	(5) 1:37.75 34.75	<b>2:12.04</b>	7.11
6	3	LIU Ying	CHN	0.82	(6) 30.34	(5) 1:03.65 33.31	(6) 1:37.88 34.23	<b>2:13.33</b>	8.40
	2	KAT Caitlin	RSA					<b>DNS</b>	
	8	ADORNA Ma. Claire	PHI					<b>DNS</b>	

#### LEGEND

DNS Did not start

R.T. Reaction time

Timing and Results provided by  **TISSOT**



## Results

Результаты

### EVENT NO. 27


	Record	Splits			Name	Country	Location	Date
<b>WR</b>	1:52.98	27.34	55.60	1:24.38	PELLEGRINI Federica	ITA	Rome (ITA)	29 JUL 2009
<b>UR</b>	1:57.67	28.05	57.60	1:27.74	PELLEGRINI Federica	ITA	Bangkok (THA)	12 AUG 2007

#### Heat 3 of 5

Rank	Lane	Name	Country Code	R.T.	50m	100m	150m	Time	Time Behind
1	3	MACLEAN Brittany Christine	CAN	0.71	(1) 28.72	(1) 59.56 30.84	(1) 1:30.55 30.99	<b>2:00.69</b>	
2	4	CHENAULT Chelsea	USA	0.76	(3) 28.85	(2) 59.80 30.95	(2) 1:30.93 31.13	<b>2:01.56</b>	0.87
3	2	YANG Chin-Kuei	TPE	0.76	(2) 28.78	(3) 59.86 31.08	(3) 1:31.17 31.31	<b>2:01.96</b>	1.27
4	5	GOLDMAN Katie	AUS	0.74	(8) 29.37	(5) 1:00.37 31.00	(4) 1:32.23 31.86	<b>2:03.51</b>	2.82
5	6	SCHMIEDEL Paulina	GER	0.66	(6) 29.26	(8) 1:00.63 31.37	(8) 1:32.73 32.10	<b>2:04.08</b>	3.39
6	8	RUNG Victoria	NOR	0.76	(4) 28.87	(4) 1:00.12 31.25	(5) 1:32.51 32.39	<b>2:04.80</b>	4.11
7	7	VILLARS Danielle	SUI	0.75	(4) 28.87	(6) 1:00.42 31.55	(7) 1:32.72 32.30	<b>2:05.18</b>	4.49
8	1	LINDBORG Nathalie	SWE	0.71	(7) 29.29	(7) 1:00.50 31.21	(6) 1:32.71 32.21	<b>2:05.55</b>	4.86

#### LEGEND

R.T. Reaction time

Timing and Results provided by  **TISSOT**





## Results

Результаты

### EVENT NO. 27

	Record	Splits			Name	Country	Location	Date
<b>WR</b>	1:52.98	27.34	55.60	1:24.38	PELLEGRINI Federica	ITA	Rome (ITA)	29 JUL 2009
<b>UR</b>	1:57.67	28.05	57.60	1:27.74	PELLEGRINI Federica	ITA	Bangkok (THA)	12 AUG 2007

#### Heat 4 of 5

Rank	Lane	Name	Country Code	R.T.	50m	100m	150m	Time	Time Behind
1	3	MCCLATCHEY Caitlin	GBR	0.76	(2) 28.56	(1) 59.02 30.46	(1) 1:30.01 30.99	<b>2:00.32</b>	
2	5	TURNER Rebecca Claire	GBR	0.60	(3) 28.85	(4) 1:00.06 31.21	(2) 1:30.78 30.72	<b>2:00.97</b>	0.65
3	2	DELMAR Lindsay Joy	CAN	0.73	(6) 28.90	(3) 59.87 30.97	(4) 1:31.38 31.51	<b>2:02.00</b>	1.68
4	4	ROMANO Megan	USA	0.77	(1) 28.53	(2) 59.42 30.89	(3) 1:30.95 31.53	<b>2:02.34</b>	2.02
5	7	SUMIYOSHI Mari	JPN	0.68	(4) 28.89	(5) 1:00.28 31.39	(6) 1:32.10 31.82	<b>2:02.95</b>	2.63
6	6	SEKINE Risa	JPN	0.71	(7) 28.91	(6) 1:00.38 31.47	(5) 1:31.88 31.50	<b>2:03.00</b>	2.68
7	8	ZAVADOVA Barbora	CZE	0.78	(4) 28.89	(7) 1:00.58 31.69	(7) 1:32.53 31.95	<b>2:04.49</b>	4.17
8	1	CHENG Camille Lily Mei	HKG	0.69	(8) 29.11	(8) 1:00.64 31.53	(8) 1:33.35 32.71	<b>2:06.50</b>	6.18

#### LEGEND

R.T. Reaction time

Timing and Results provided by  TISSOT



## Results

Результаты

### EVENT NO. 27

	Record	Splits			Name	Country	Location	Date
<b>WR</b>	1:52.98	27.34	55.60	1:24.38	PELLEGRINI Federica	ITA	Rome (ITA)	29 JUL 2009
<b>UR</b>	1:57.67	28.05	57.60	1:27.74	PELLEGRINI Federica	ITA	Bangkok (THA)	12 AUG 2007


#### Heat 5 of 5

Rank	Lane	Name	Country Code	R.T.	50m	100m	150m	Time	Time Behind
1	5	ANDREEVA Viktoriya	RUS	0.75	(5) 28.90	(4) 59.97 31.07	(5) 1:31.16 31.19	<b>2:01.37</b> 30.21	
2	4	POPOVA Veronika	RUS	0.76	(4) 28.89	(5) 1:00.16 31.27	(3) 1:31.12 30.96	<b>2:01.43</b> 30.31	0.06
3	6	DE MEMME Martina	ITA	0.76	(7) 29.50	(6) 1:00.35 30.85	(6) 1:31.35 31.00	<b>2:01.45</b> 30.10	0.08
4	3	NEALE Leah	AUS	0.73	(2) 28.69	(3) 59.88 31.19	(2) 1:31.11 31.23	<b>2:01.71</b> 30.60	0.34
5	1	STENKVIST Henriette	SWE	0.67	(3) 28.70	(2) 59.53 30.83	(1) 1:30.83 31.30	<b>2:02.06</b> 31.23	0.69
6	2	MASINI LUC CETTI Chiara	ITA	0.78	(1) 28.49	(1) 59.50 31.01	(4) 1:31.14 31.64	<b>2:02.50</b> 31.36	1.13
7	8	MARKS Martina	ISR	0.74	(6) 29.33	(7) 1:00.66 31.33	(7) 1:32.45 31.79	<b>2:04.28</b> 31.83	2.91
	7	HASSLER Julia	LIE					<b>DNS</b>	

#### LEGEND

DNS Did not start

R.T. Reaction time

Timing and Results provided by  **TISSOT**



# Result Book

27th Summer Universiade in Kazan 2013



## Swimming

Women's 200m Freestyle Semifinals





## Start List

Стартовый список

### EVENT NO. 27

	Record	Splits			Name	Country	Location	Date
<b>WR</b>	1:52.98	27.34	55.60	1:24.38	PELLEGRINI Federica	ITA	Rome (ITA)	29 JUL 2009
<b>UR</b>	1:57.67	28.05	57.60	1:27.74	PELLEGRINI Federica	ITA	Bangkok (THA)	12 AUG 2007

#### Semifinal 1 of 2

Lane	Name	Country	Year of Birth	Qualifying Time	Time	Rank
1	SUMIYOSHI Mari	JPN	1993	2:02.95		
2	DELMAR Lindsay Joy	CAN	1993	2:02.00		
3	DE MEMME Martina	ITA	1991	2:01.45		
4	MACLEAN Brittany Christine	CAN	1994	2:00.69		
5	ANDREEVA Viktoriya	RUS	1992	2:01.37		
6	NEALE Leah	AUS	1995	2:01.71		
7	ROMANO Megan	USA	1991	2:02.34		
8	GOLDMAN Katie	AUS	1992	2:03.51		

#### Semifinal 2 of 2

Lane	Name	Country	Year of Birth	Qualifying Time	Time	Rank
1	MASINI LUCETTI Chiara	ITA	1993	2:02.50		
2	YANG Chin-Kuei	TPE	1987	2:01.96		
3	POPOVA Veronika	RUS	1991	2:01.43		
4	MCCLATCHEY Caitlin	GBR	1985	2:00.32		
5	TURNER Rebecca Claire	GBR	1992	2:00.97		
6	CHENAULT Chelsea	USA	1994	2:01.56		
7	STENKVIST Henriette	SWE	1994	2:02.06		
8	SEKINE Risa	JPN	1993	2:03.00		


#### Reserves

Lane	Name	Country	Year of Birth	Qualifying Time	Time	Rank
	SCHMIEDEL Paulina	GER	1993	2:04.08		
	MARKS Martina	ISR	1995	2:04.28		

#### LEGEND

**UR** Universiade record

**WR** World record

Timing and Results provided by  **TISSOT**



## Results Summary

Итоговые результаты

EVENT NO. 27


	Record	Splits			Name	Country	Location	Date
<b>WR</b>	1:52.98	27.34	55.60	1:24.38	PELLEGRINI Federica	ITA	Rome (ITA)	29 JUL 2009
<b>UR</b>	1:57.67	28.05	57.60	1:27.74	PELLEGRINI Federica	ITA	Bangkok (THA)	12 AUG 2007

### Semifinals

Rank	Heat	Lane	Name	Year of Birth	Country Code	R.T.	50m	100m	150m	Time	Time Behind
1	2	3	POPOVA Veronika	1991	RUS	0.73	28.13	58.88	1:29.28	<b>1:58.72</b>	Q
								30.75	30.40	29.44	
2	2	4	MCCLATCHEY Caitlin	1985	GBR	0.74	28.17	58.45	1:28.86	<b>1:58.99</b>	0.27 Q
								30.28	30.41	30.13	
3	2	6	CHENAULT Chelsea	1994	USA	0.76	28.36	58.81	1:29.24	<b>1:59.46</b>	0.74 Q
								30.45	30.43	30.22	
4	1	4	MACLEAN Brittany Christine	1994	CAN	0.72	28.52	58.69	1:29.56	<b>1:59.68</b>	0.96 Q
								30.17	30.87	30.12	
5	2	5	TURNER Rebecca Claire	1992	GBR	0.59	28.46	59.03	1:29.44	<b>1:59.86</b>	1.14 Q
								30.57	30.41	30.42	
6	1	3	DE MEMME Martina	1991	ITA	0.82	29.32	59.56	1:29.87	<b>2:00.00</b>	1.28 Q
								30.24	30.31	30.13	
7	1	5	ANDREEVA Viktoriya	1992	RUS	0.80	28.21	58.65	1:29.78	<b>2:00.24</b>	1.52 Q
								30.44	31.13	30.46	
8	1	7	ROMANO Megan	1991	USA	0.79	27.90	58.50	1:30.02	<b>2:00.45</b>	1.73 Q
								30.60	31.52	30.43	
9	1	6	NEALE Leah	1995	AUS	1.02	28.35	58.69	1:29.96	<b>2:00.52</b>	1.80
								30.34	31.27	30.56	
10	1	2	DELMAR Lindsay Joy	1993	CAN	0.75	28.56	59.12	1:30.22	<b>2:00.92</b>	2.20
								30.56	31.10	30.70	
11	2	7	STENKVIST Henriette	1994	SWE	0.67	28.57	59.18	1:30.18	<b>2:01.28</b>	2.56
								30.61	31.00	31.10	
12	2	2	YANG Chin-Kuei	1987	TPE	0.73	28.43	59.28	1:30.62	<b>2:01.78</b>	3.06
								30.85	31.34	31.16	
13	1	1	SUMIYOSHI Mari	1993	JPN	0.72	28.22	59.22	1:30.71	<b>2:01.84</b>	3.12
								31.00	31.49	31.13	
14	2	8	SEKINE Risa	1993	JPN	0.67	28.80	59.99	1:31.50	<b>2:02.09</b>	3.37
								31.19	31.51	30.59	
15	1	8	GOLDMAN Katie	1992	AUS	0.80	29.61	1:00.63	1:32.30	<b>2:03.26</b>	4.54
								31.02	31.67	30.96	
16	2	1	MASINI LUCETTI Chiara	1993	ITA	0.77	28.67	59.22	1:31.48	<b>2:03.70</b>	4.98
								30.55	32.26	32.22	

#### LEGEND

Q Qualified for the next phase R.T. Reaction time

Timing and Results provided by  TISSOT



## Results

Результаты

### EVENT NO. 27


	Record	Splits			Name	Country	Location	Date
<b>WR</b>	1:52.98	27.34	55.60	1:24.38	PELLEGRINI Federica	ITA	Rome (ITA)	29 JUL 2009
<b>UR</b>	1:57.67	28.05	57.60	1:27.74	PELLEGRINI Federica	ITA	Bangkok (THA)	12 AUG 2007

#### Semifinal 1 of 2

Rank	Lane	Name	Country Code	R.T.	50m	100m	150m	Time	Time Behind
1	4	MACLEAN Brittany Christine	CAN	0.72	(5) 28.52	(3) 58.69 30.17	(1) 1:29.56 30.87	<b>1:59.68</b>	
2	3	DE MEMME Martina	ITA	0.82	(7) 29.32	(7) 59.56 30.24	(3) 1:29.87 30.31	<b>2:00.00</b>	0.32
3	5	ANDREEVA Viktoriya	RUS	0.80	(2) 28.21	(2) 58.65 30.44	(2) 1:29.78 31.13	<b>2:00.24</b>	0.56
4	7	ROMANO Megan	USA	0.79	(1) 27.90	(1) 58.50 30.60	(5) 1:30.02 31.52	<b>2:00.45</b>	0.77
5	6	NEALE Leah	AUS	1.02	(4) 28.35	(3) 58.69 30.34	(4) 1:29.96 31.27	<b>2:00.52</b>	0.84
6	2	DELMAR Lindsay Joy	CAN	0.75	(6) 28.56	(5) 59.12 30.56	(6) 1:30.22 31.10	<b>2:00.92</b>	1.24
7	1	SUMIYOSHI Mari	JPN	0.72	(3) 28.22	(6) 59.22 31.00	(7) 1:30.71 31.49	<b>2:01.84</b>	2.16
8	8	GOLDMAN Katie	AUS	0.80	(8) 29.61	(8) 1:00.63 31.02	(8) 1:32.30 31.67	<b>2:03.26</b>	3.58

#### LEGEND

R.T. Reaction time

Timing and Results provided by  TISSOT





## Results

Результаты

### EVENT NO. 27

	Record	Splits			Name	Country	Location	Date
<b>WR</b>	1:52.98	27.34	55.60	1:24.38	PELLEGRINI Federica	ITA	Rome (ITA)	29 JUL 2009
<b>UR</b>	1:57.67	28.05	57.60	1:27.74	PELLEGRINI Federica	ITA	Bangkok (THA)	12 AUG 2007

#### Semifinal 2 of 2

Rank	Lane	Name	Country Code	R.T.	50m	100m	150m	Time	Time Behind
1	3	<b>POPOVA Veronika</b>	RUS	0.73	(1) 28.13	(3) 58.88 30.75	(3) 1:29.28 30.40	<b>1:58.72</b> 29.44	
2	4	<b>MCCLATCHEY Caitlin</b>	GBR	0.74	(2) 28.17	(1) 58.45 30.28	(1) 1:28.86 30.41	<b>1:58.99</b> 30.13	0.27
3	6	<b>CHENAULT Chelsea</b>	USA	0.76	(3) 28.36	(2) 58.81 30.45	(2) 1:29.24 30.43	<b>1:59.46</b> 30.22	0.74
4	5	<b>TURNER Rebecca Claire</b>	GBR	0.59	(5) 28.46	(4) 59.03 30.57	(4) 1:29.44 30.41	<b>1:59.86</b> 30.42	1.14
5	7	<b>STENKVIST Henriette</b>	SWE	0.67	(6) 28.57	(5) 59.18 30.61	(5) 1:30.18 31.00	<b>2:01.28</b> 31.10	2.56
6	2	<b>YANG Chin-Kuei</b>	TPE	0.73	(4) 28.43	(7) 59.28 30.85	(6) 1:30.62 31.34	<b>2:01.78</b> 31.16	3.06
7	8	<b>SEKINE Risa</b>	JPN	0.67	(8) 28.80	(8) 59.99 31.19	(8) 1:31.50 31.51	<b>2:02.09</b> 30.59	3.37
8	1	<b>MASINI LUCETTI Chiara</b>	ITA	0.77	(7) 28.67	(6) 59.22 30.55	(7) 1:31.48 32.26	<b>2:03.70</b> 32.22	4.98

#### LEGEND

R.T. Reaction time

Timing and Results provided by  **TISSOT**



# Result Book

27th Summer Universiade in Kazan 2013



## Swimming

Women's 200m Freestyle Final





## Start List

Стартовый список

### EVENT NO. 27

	Record	Splits			Name	Country	Location	Date
<b>WR</b>	1:52.98	27.34	55.60	1:24.38	PELLEGRINI Federica	ITA	Rome (ITA)	29 JUL 2009
<b>UR</b>	1:57.67	28.05	57.60	1:27.74	PELLEGRINI Federica	ITA	Bangkok (THA)	12 AUG 2007

#### Final

Lane	Name	Country	Year of Birth	Qualifying Time	Time	Rank
1	ANDREEVA Viktoriya	RUS	1992	2:00.24		
2	TURNER Rebecca Claire	GBR	1992	1:59.86		
3	CHENAULT Chelsea	USA	1994	1:59.46		
4	POPOVA Veronika	RUS	1991	1:58.72		
5	MCCLATCHEY Caitlin	GBR	1985	1:58.99		
6	MACLEAN Brittany Christine	CAN	1994	1:59.68		
7	DE MEMME Martina	ITA	1991	2:00.00		
8	ROMANO Megan	USA	1991	2:00.45		


#### Reserves

Lane	Name	Country	Year of Birth	Qualifying Time	Time	Rank
	NEALE Leah	AUS	1995	2:00.52		
	DELMAR Lindsay Joy	CAN	1993	2:00.92		

#### LEGEND

**UR** Universiade record

**WR** World record

Timing and Results provided by  **TISSOT**



## Results

Результаты

### EVENT NO. 27


	Record	Splits			Name	Country	Location	Date
<b>WR</b>	1:52.98	27.34	55.60	1:24.38	PELLEGRINI Federica	ITA	Rome (ITA)	29 JUL 2009
<b>UR</b>	1:57.67	28.05	57.60	1:27.74	PELLEGRINI Federica	ITA	Bangkok (THA)	12 AUG 2007

#### Final

Rank	Lane	Name	Country Code	R.T.	50m	100m	150m	Time	Time Behind
1	1	ANDREEVA Viktoriya	RUS	0.74	(3) 28.09	(1) 57.66 29.57	(1) 1:27.32 29.66	<b>1:57.31</b>	UR
2	4	POPOVA Veronika	RUS	0.75	(1) 27.85	(2) 57.76 29.91	(2) 1:27.64 29.88	<b>1:57.40</b>	0.09
3	5	MCCLATCHEY Caitlin	GBR	0.69	(2) 28.01	(3) 57.96 29.95	(3) 1:28.29 30.33	<b>1:58.20</b>	0.89
4	6	MACLEAN Brittany Christine	CAN	0.69	(7) 28.35	(7) 58.66 30.31	(6) 1:28.95 30.29	<b>1:58.53</b>	1.22
5	2	TURNER Rebecca Claire	GBR	0.60	(6) 28.29	(5) 58.11 29.82	(5) 1:28.89 30.78	<b>1:59.08</b>	1.77
6	3	CHENAULT Chelsea	USA	0.78	(3) 28.09	(4) 58.04 29.95	(4) 1:28.35 30.31	<b>1:59.24</b>	1.93
7	8	ROMANO Megan	USA	0.75	(5) 28.28	(6) 58.34 30.06	(7) 1:29.37 31.03	<b>2:00.67</b>	3.36
8	7	DE MEMME Martina	ITA	0.73	(8) 29.65	(8) 1:01.31 31.66	(8) 1:34.07 32.76	<b>2:07.25</b>	9.94

#### LEGEND

R.T. Reaction time                      UR Universiade record

Timing and Results provided by  TISSOT





# Result Book

27th Summer Universiade in Kazan 2013



## Swimming

Women's 400m Freestyle





## Medallists

Медалисты

Medal	Name	Country
GOLD	DE MEMME Martina	ITA - Italy
SILVER	SOKOLOVA Elena	RUS - Russian Federation
BRONZE	MCCLATCHEY Caitlin	GBR - Great Britain





# Result Book

27th Summer Universiade in Kazan 2013



## Swimming

Women's 400m Freestyle Preliminaries





## Start List

Стартовый список

EVENT NO. 37

REVISED

11 JUL 21:11

	Record	Splits		Name		Country	Location	Date
WR	3:59.15	58.66	1:59.42	2:59.93	PELLEGRINI Federica	ITA	Rome (ITA)	26 JUL 2009
UR	4:06.11	59.56	2:01.82	3:04.11	PELLEGRINI Federica	ITA	Bangkok (THA)	11 AUG 2007

### Heat 1 of 3

Lane	Name	Country	Year of Birth	Qualifying Time	Time	Rank
1	ESPINOSA Virginia	ARG	1993	4:32.14		
2	KAT Caitlin	RSA	1993	4:17.39		
3	SOKOLOVA Elena	RUS	1991	4:12.19		
4	PEACOCK Stephanie	USA	1992	4:09.31		
5	MCCLATCHEY Caitlin	GBR	1985	4:09.77		
6	DASCA ROMEU Claudia	ESP	1994	4:15.31		
7	HASSLER Julia	LIE	1993	4:17.99		
8	JARAMILLO Paola Andrea	COL	1992	5:05.00		

### Heat 2 of 3

Lane	Name	Country	Year of Birth	Qualifying Time	Time	Rank
1	MARKS Martina	ISR	1995	4:21.36		
2	TURNER Rebecca Claire	GBR	1992	4:16.60		
3	CARAMIGNOLI Martina Rita	ITA	1991	4:12.01		
4	CHENAULT Chelsea	USA	1994	4:09.24		
5	DE MEMME Martina	ITA	1991	4:09.75		
6	CHIDA Asami	JPN	1993	4:12.46		
7	TAMMADGE Roxanne	RSA	1991	4:17.95		
8	RAWOOF Gulnaz	IND	1993	4:46.00		

### Heat 3 of 3

Lane	Name	Country	Year of Birth	Qualifying Time	Time	Rank
1	WEBBY Charlotte	NZL	1988	4:21.00		
2	KOGUCHI Ayano	JPN	1991	4:15.36		
3	KING Savannah E I	CAN	1992	4:10.34		
4	GOLDMAN Katie	AUS	1992	4:05.84		
5	NEALE Leah	AUS	1995	4:09.72		
6	MACLEAN Brittany Christine	CAN	1994	4:12.38		
7	STENQVIST Henriette	SWE	1994	4:17.93		
8	ADORNA Ma. Claire	PHI	1993	4:45.00		

#### LEGEND

UR Universiade record

WR World record

Entry time correction for athlete HASSLER Julia. Event re-seeded.  
Athlete STENQVIST Henriette added to the event. Event re-seeded.

Timing and Results provided by  TISSOT



## Results Summary

Итоговые результаты

EVENT NO. 37

	Record	Splits	Name	Country	Location	Date
<b>WR</b>	3:59.15	58.66 1:59.42	2:59.93 PELLEGRINI Federica	ITA	Rome (ITA)	26 JUL 2009
<b>UR</b>	4:06.11	59.56 2:01.82	3:04.11 PELLEGRINI Federica	ITA	Bangkok (THA)	11 AUG 2007

### Heats

Rank	Heat	Lane	Name	Year of Birth	Country Code	R.T.	Time	Time Behind
<b>1</b>	<b>1</b>	<b>3</b>	<b>SOKOLOVA Elena</b>	<b>1991</b>	<b>RUS</b>	<b>0.77</b>	<b>4:11.71</b>	<b>Q</b>
	50m 29.96	100m 1:01.52	150m 1:33.62	200m 2:05.86	250m 2:37.10	300m 3:08.57	350m 3:40.39	
		31.56	32.10	32.24	31.24	31.47	31.82	31.32
<b>2</b>	<b>1</b>	<b>5</b>	<b>MCCLATCHEY Caitlin</b>	<b>1985</b>	<b>GBR</b>	<b>0.74</b>	<b>4:11.84</b>	<b>0.13 Q</b>
	50m 29.47	100m 1:01.22	150m 1:33.20	200m 2:05.35	250m 2:37.34	300m 3:09.44	350m 3:40.96	
		31.75	31.98	32.15	31.99	32.10	31.52	30.88
<b>3</b>	<b>1</b>	<b>4</b>	<b>PEACOCK Stephanie</b>	<b>1992</b>	<b>USA</b>	<b>0.82</b>	<b>4:12.21</b>	<b>0.50 Q</b>
	50m 29.76	100m 1:01.55	150m 1:33.46	200m 2:05.70	250m 2:37.54	300m 3:09.52	350m 3:41.10	
		31.79	31.91	32.24	31.84	31.98	31.58	31.11
<b>4</b>	<b>3</b>	<b>5</b>	<b>NEALE Leah</b>	<b>1995</b>	<b>AUS</b>	<b>0.72</b>	<b>4:12.89</b>	<b>1.18 Q</b>
	50m 28.91	100m 1:01.03	150m 1:33.33	200m 2:05.97	250m 2:37.62	300m 3:10.02	350m 3:41.75	
		32.12	32.30	32.64	31.65	32.40	31.73	31.14
<b>5</b>	<b>3</b>	<b>6</b>	<b>MACLEAN Brittany Christine</b>	<b>1994</b>	<b>CAN</b>	<b>0.72</b>	<b>4:13.22</b>	<b>1.51 Q</b>
	50m 29.48	100m 1:01.40	150m 1:33.35	200m 2:05.92	250m 2:38.19	300m 3:10.33	350m 3:42.39	
		31.92	31.95	32.57	32.27	32.14	32.06	30.83
<b>6</b>	<b>2</b>	<b>5</b>	<b>DE MEMME Martina</b>	<b>1991</b>	<b>ITA</b>	<b>0.80</b>	<b>4:13.24</b>	<b>1.53 Q</b>
	50m 29.95	100m 1:01.65	150m 1:33.95	200m 2:06.20	250m 2:38.24	300m 3:10.60	350m 3:42.69	
		31.70	32.30	32.25	32.04	32.36	32.09	30.55
<b>7</b>	<b>3</b>	<b>3</b>	<b>KING Savannah E I</b>	<b>1992</b>	<b>CAN</b>	<b>0.78</b>	<b>4:13.73</b>	<b>2.02 Q</b>
	50m 29.36	100m 1:01.14	150m 1:33.26	200m 2:05.30	250m 2:37.45	300m 3:10.11	350m 3:42.58	
		31.78	32.12	32.04	32.15	32.66	32.47	31.15
<b>8</b>	<b>3</b>	<b>4</b>	<b>GOLDMAN Katie</b>	<b>1992</b>	<b>AUS</b>	<b>0.72</b>	<b>4:13.89</b>	<b>2.18 Q</b>
	50m 29.49	100m 1:01.05	150m 1:32.88	200m 2:05.10	250m 2:37.55	300m 3:10.19	350m 3:42.33	
		31.56	31.83	32.22	32.45	32.64	32.14	31.56
<b>9</b>	<b>2</b>	<b>4</b>	<b>CHENAULT Chelsea</b>	<b>1994</b>	<b>USA</b>	<b>0.78</b>	<b>4:14.04</b>	<b>2.33</b>
	50m 29.63	100m 1:01.61	150m 1:33.90	200m 2:06.61	250m 2:38.43	300m 3:10.99	350m 3:42.61	
		31.98	32.29	32.71	31.82	32.56	31.62	31.43
<b>10</b>	<b>2</b>	<b>3</b>	<b>CARAMIGNOLI Martina Rita</b>	<b>1991</b>	<b>ITA</b>	<b>0.73</b>	<b>4:14.90</b>	<b>3.19</b>
	50m 30.06	100m 1:02.46	150m 1:34.57	200m 2:06.67	250m 2:38.89	300m 3:11.56	350m 3:44.18	
		32.40	32.11	32.10	32.22	32.67	32.62	30.72
<b>11</b>	<b>2</b>	<b>6</b>	<b>CHIDA Asami</b>	<b>1993</b>	<b>JPN</b>	<b>0.71</b>	<b>4:15.53</b>	<b>3.82</b>
	50m 29.24	100m 1:00.64	150m 1:32.98	200m 2:05.42	250m 2:38.18	300m 3:10.98	350m 3:43.89	
		31.40	32.34	32.44	32.76	32.80	32.91	31.64
<b>12</b>	<b>3</b>	<b>2</b>	<b>KOGUCHI Ayano</b>	<b>1991</b>	<b>JPN</b>	<b>0.75</b>	<b>4:16.71</b>	<b>5.00</b>
	50m 29.57	100m 1:01.53	150m 1:33.95	200m 2:06.63	250m 2:39.59	300m 3:12.50	350m 3:45.19	
		31.96	32.42	32.68	32.96	32.91	32.69	31.52
<b>13</b>	<b>1</b>	<b>2</b>	<b>KAT Caitlin</b>	<b>1993</b>	<b>RSA</b>	<b>0.91</b>	<b>4:18.15</b>	<b>6.44</b>
	50m 30.37	100m 1:02.90	150m 1:35.32	200m 2:08.07	250m 2:40.52	300m 3:13.39	350m 3:45.88	
		32.53	32.42	32.75	32.45	32.87	32.49	32.27
<b>14</b>	<b>1</b>	<b>7</b>	<b>HASSLER Julia</b>	<b>1993</b>	<b>LIE</b>	<b>0.85</b>	<b>4:18.18</b>	<b>6.47</b>
	50m 29.71	100m 1:02.03	150m 1:34.43	200m 2:07.20	250m 2:40.05	300m 3:13.17	350m 3:46.10	
		32.32	32.40	32.77	32.85	33.12	32.93	32.08
<b>15</b>	<b>3</b>	<b>7</b>	<b>STENKVIST Henriette</b>	<b>1994</b>	<b>SWE</b>	<b>0.70</b>	<b>4:19.92</b>	<b>8.21</b>
	50m 29.76	100m 1:01.97	150m 1:34.54	200m 2:07.71	250m 2:40.97	300m 3:14.15	350m 3:47.49	
		32.21	32.57	33.17	33.26	33.18	33.34	32.43
<b>16</b>	<b>2</b>	<b>2</b>	<b>TURNER Rebecca Claire</b>	<b>1992</b>	<b>GBR</b>	<b>0.60</b>	<b>4:21.09</b>	<b>9.38</b>
	50m 29.68	100m 1:02.10	150m 1:34.71	200m 2:07.42	250m 2:40.75	300m 3:14.18	350m 3:48.30	
		32.42	32.61	32.71	33.33	33.43	34.12	32.79
<b>17</b>	<b>2</b>	<b>1</b>	<b>MARKS Martina</b>	<b>1995</b>	<b>ISR</b>	<b>0.73</b>	<b>4:25.66</b>	<b>13.95</b>
	50m 30.16	100m 1:03.19	150m 1:36.56	200m 2:09.82	250m 2:43.07	300m 3:17.12	350m 3:51.67	
		33.03	33.37	33.26	33.25	34.05	34.55	33.99
<b>18</b>	<b>2</b>	<b>7</b>	<b>TAMMADGE Roxanne</b>	<b>1991</b>	<b>RSA</b>	<b>0.70</b>	<b>4:27.20</b>	<b>15.49</b>
	50m 29.94	100m 1:02.28	150m 1:35.46	200m 2:09.22	250m 2:43.49	300m 3:18.42	350m 3:52.97	
		32.34	33.18	33.76	34.27	34.93	34.55	34.23

Timing and Results provided by  **TISSOT**



**Heats**

Rank	Heat	Lane	Name	Year of Birth	Country Code	R.T.	Time	Time Behind	
<b>19</b>	1	6	<b>DASCA ROMEU Claudia</b>	1994	ESP	0.75	<b>4:31.42</b>	19.71	
	50m 30.03	100m	1:03.06 33.03	150m 1:37.31 34.25	200m 2:12.42 35.11	250m 2:47.55 35.13	300m 3:22.52 34.97	350m 3:57.37 34.85	34.05
<b>20</b>	1	1	<b>ESPINOSA Virginia</b>	1993	ARG	0.80	<b>4:34.86</b>	23.15	
	50m 31.07	100m	1:05.20 34.13	150m 1:39.76 34.56	200m 2:14.95 35.19	250m 2:50.07 35.12	300m 3:25.43 35.36	350m 4:00.28 34.85	34.58
<b>21</b>	1	8	<b>JARAMILLO Paola Andrea</b>	1992	COL	0.83	<b>4:56.43</b>	44.72	
	50m 31.58	100m	1:06.92 35.34	150m 1:43.67 36.75	200m 2:21.61 37.94	250m 3:00.28 38.67	300m 3:39.42 39.14	350m 4:18.66 39.24	37.77
<b>22</b>	2	8	<b>RAWOOF Gulnaz</b>	1993	IND	0.84	<b>5:06.48</b>	54.77	
	50m 33.08	100m	1:11.01 37.93	150m 1:50.06 39.05	200m 2:29.85 39.79	250m 3:09.46 39.61	300m 3:49.42 39.96	350m 4:28.70 39.28	37.78
	3	1	<b>WEBBY Charlotte</b>	1988	NZL		<b>DNS</b>		
	3	8	<b>ADORNA Ma. Claire</b>	1993	PHI		<b>DNS</b>		

**LEGEND**

**DNS** Did not start                      **Q** Qualified for the next phase                      **R.T.** Reaction time



## Results

Результаты

### EVENT NO. 37


	Record	Splits	Name	Country	Location	Date
<b>WR</b>	3:59.15	58.66 1:59.42	2:59.93 PELLEGRINI Federica	ITA	Rome (ITA)	26 JUL 2009
<b>UR</b>	4:06.11	59.56 2:01.82	3:04.11 PELLEGRINI Federica	ITA	Bangkok (THA)	11 AUG 2007

#### Heat 1 of 3

Rank	Lane	Name	Country Code	R.T.	Time	Time Behind	
<b>1</b>	<b>3</b>	<b>SOKOLOVA Elena</b>	<b>RUS</b>	<b>0.77</b>	<b>4:11.71</b>		
50m (4) 29.96	100m (2) 1:01.52 31.56	150m (3) 1:33.62 32.10	200m (3) 2:05.86 32.24	250m (1) 2:37.10 31.24	300m (1) 3:08.57 31.47	350m (1) 3:40.39 31.82	31.32
<b>2</b>	<b>5</b>	<b>MCCLATCHEY Caitlin</b>	<b>GBR</b>	<b>0.74</b>	<b>4:11.84</b>	0.13	
50m (1) 29.47	100m (1) 1:01.22 31.75	150m (1) 1:33.20 31.98	200m (1) 2:05.35 32.15	250m (2) 2:37.34 31.99	300m (2) 3:09.44 32.10	350m (2) 3:40.96 31.52	30.88
<b>3</b>	<b>4</b>	<b>PEACOCK Stephanie</b>	<b>USA</b>	<b>0.82</b>	<b>4:12.21</b>	0.50	
50m (3) 29.76	100m (3) 1:01.55 31.79	150m (2) 1:33.46 31.91	200m (2) 2:05.70 32.24	250m (3) 2:37.54 31.84	300m (3) 3:09.52 31.98	350m (3) 3:41.10 31.58	31.11
<b>4</b>	<b>2</b>	<b>KAT Caitlin</b>	<b>RSA</b>	<b>0.91</b>	<b>4:18.15</b>	6.44	
50m (6) 30.37	100m (5) 1:02.90 32.53	150m (5) 1:35.32 32.42	200m (5) 2:08.07 32.75	250m (5) 2:40.52 32.45	300m (5) 3:13.39 32.87	350m (4) 3:45.88 32.49	32.27
<b>5</b>	<b>7</b>	<b>HASSLER Julia</b>	<b>LIE</b>	<b>0.85</b>	<b>4:18.18</b>	6.47	
50m (2) 29.71	100m (4) 1:02.03 32.32	150m (4) 1:34.43 32.40	200m (4) 2:07.20 32.77	250m (4) 2:40.05 32.85	300m (4) 3:13.17 33.12	350m (5) 3:46.10 32.93	32.08
<b>6</b>	<b>6</b>	<b>DASCA ROMEU Claudia</b>	<b>ESP</b>	<b>0.75</b>	<b>4:31.42</b>	19.71	
50m (5) 30.03	100m (6) 1:03.06 33.03	150m (6) 1:37.31 34.25	200m (6) 2:12.42 35.11	250m (6) 2:47.55 35.13	300m (6) 3:22.52 34.97	350m (6) 3:57.37 34.85	34.05
<b>7</b>	<b>1</b>	<b>ESPINOSA Virginia</b>	<b>ARG</b>	<b>0.80</b>	<b>4:34.86</b>	23.15	
50m (7) 31.07	100m (7) 1:05.20 34.13	150m (7) 1:39.76 34.56	200m (7) 2:14.95 35.19	250m (7) 2:50.07 35.12	300m (7) 3:25.43 35.36	350m (7) 4:00.28 34.85	34.58
<b>8</b>	<b>8</b>	<b>JARAMILLO Paola Andrea</b>	<b>COL</b>	<b>0.83</b>	<b>4:56.43</b>	44.72	
50m (8) 31.58	100m (8) 1:06.92 35.34	150m (8) 1:43.67 36.75	200m (8) 2:21.61 37.94	250m (8) 3:00.28 38.67	300m (8) 3:39.42 39.14	350m (8) 4:18.66 39.24	37.77

#### LEGEND

R.T. Reaction time

Timing and Results provided by  **TISSOT**



## Results

Результаты

### EVENT NO. 37


	Record	Splits	Name	Country	Location	Date
<b>WR</b>	3:59.15	58.66 1:59.42	2:59.93 PELLEGRINI Federica	ITA	Rome (ITA)	26 JUL 2009
<b>UR</b>	4:06.11	59.56 2:01.82	3:04.11 PELLEGRINI Federica	ITA	Bangkok (THA)	11 AUG 2007

#### Heat 2 of 3

Rank	Lane	Name	Country Code	R.T.	Time	Time Behind		
<b>1</b>	<b>5</b>	<b>DE MEMME Martina</b>	<b>ITA</b>	<b>0.80</b>	<b>4:13.24</b>			
50m (5)	29.95	100m (3) 1:01.65 31.70	150m (3) 1:33.95 32.30	200m (2) 2:06.20 32.25	250m (2) 2:38.24 32.04	300m (1) 3:10.60 32.36	350m (2) 3:42.69 32.09	30.55
<b>2</b>	<b>4</b>	<b>CHENAULT Chelsea</b>	<b>USA</b>	<b>0.78</b>	<b>4:14.04</b>	0.80		
50m (2)	29.63	100m (2) 1:01.61 31.98	150m (2) 1:33.90 32.29	200m (3) 2:06.61 32.71	250m (3) 2:38.43 31.82	300m (3) 3:10.99 32.56	350m (1) 3:42.61 31.62	31.43
<b>3</b>	<b>3</b>	<b>CARAMIGNOLI Martina Rita</b>	<b>ITA</b>	<b>0.73</b>	<b>4:14.90</b>	1.66		
50m (6)	30.06	100m (6) 1:02.46 32.40	150m (4) 1:34.57 32.11	200m (4) 2:06.67 32.10	250m (4) 2:38.89 32.22	300m (4) 3:11.56 32.67	350m (4) 3:44.18 32.62	30.72
<b>4</b>	<b>6</b>	<b>CHIDA Asami</b>	<b>JPN</b>	<b>0.71</b>	<b>4:15.53</b>	2.29		
50m (1)	29.24	100m (1) 1:00.64 31.40	150m (1) 1:32.98 32.34	200m (1) 2:05.42 32.44	250m (1) 2:38.18 32.76	300m (2) 3:10.98 32.80	350m (3) 3:43.89 32.91	31.64
<b>5</b>	<b>2</b>	<b>TURNER Rebecca Claire</b>	<b>GBR</b>	<b>0.60</b>	<b>4:21.09</b>	7.85		
50m (3)	29.68	100m (4) 1:02.10 32.42	150m (5) 1:34.71 32.61	200m (5) 2:07.42 32.71	250m (5) 2:40.75 33.33	300m (5) 3:14.18 33.43	350m (5) 3:48.30 34.12	32.79
<b>6</b>	<b>1</b>	<b>MARKS Martina</b>	<b>ISR</b>	<b>0.73</b>	<b>4:25.66</b>	12.42		
50m (7)	30.16	100m (7) 1:03.19 33.03	150m (7) 1:36.56 33.37	200m (7) 2:09.82 33.26	250m (6) 2:43.07 33.25	300m (6) 3:17.12 34.05	350m (6) 3:51.67 34.55	33.99
<b>7</b>	<b>7</b>	<b>TAMMADGE Roxanne</b>	<b>RSA</b>	<b>0.70</b>	<b>4:27.20</b>	13.96		
50m (4)	29.94	100m (5) 1:02.28 32.34	150m (6) 1:35.46 33.18	200m (6) 2:09.22 33.76	250m (7) 2:43.49 34.27	300m (7) 3:18.42 34.93	350m (7) 3:52.97 34.55	34.23
<b>8</b>	<b>8</b>	<b>RAWOOF Gulnaz</b>	<b>IND</b>	<b>0.84</b>	<b>5:06.48</b>	53.24		
50m (8)	33.08	100m (8) 1:11.01 37.93	150m (8) 1:50.06 39.05	200m (8) 2:29.85 39.79	250m (8) 3:09.46 39.61	300m (8) 3:49.42 39.96	350m (8) 4:28.70 39.28	37.78

#### LEGEND

R.T. Reaction time

Timing and Results provided by  **TISSOT**





## Results

Результаты

### EVENT NO. 37

	Record	Splits	Name	Country	Location	Date	
<b>WR</b>	3:59.15	58.66	1:59.42	2:59.93	PELLEGRINI Federica	ITA Rome (ITA)	26 JUL 2009
<b>UR</b>	4:06.11	59.56	2:01.82	3:04.11	PELLEGRINI Federica	ITA Bangkok (THA)	11 AUG 2007


#### Heat 3 of 3

Rank	Lane	Name	Country Code	R.T.	Time	Time Behind		
<b>1</b>	<b>5</b>	<b>NEALE Leah</b>	<b>AUS</b>	<b>0.72</b>	<b>4:12.89</b>			
50m (1)	28.91	100m (1) 1:01.03 32.12	150m (3) 1:33.33 32.30	200m (4) 2:05.97 32.64	250m (3) 2:37.62 31.65	300m (1) 3:10.02 32.40	350m (1) 3:41.75 31.73	31.14
<b>2</b>	<b>6</b>	<b>MACLEAN Brittany Christine</b>	<b>CAN</b>	<b>0.72</b>	<b>4:13.22</b>	0.33		
50m (3)	29.48	100m (4) 1:01.40 31.92	150m (4) 1:33.35 31.95	200m (3) 2:05.92 32.57	250m (4) 2:38.19 32.27	300m (4) 3:10.33 32.14	350m (3) 3:42.39 32.06	30.83
<b>3</b>	<b>3</b>	<b>KING Savannah E I</b>	<b>CAN</b>	<b>0.78</b>	<b>4:13.73</b>	0.84		
50m (2)	29.36	100m (3) 1:01.14 31.78	150m (2) 1:33.26 32.12	200m (2) 2:05.30 32.04	250m (1) 2:37.45 32.15	300m (2) 3:10.11 32.66	350m (4) 3:42.58 32.47	31.15
<b>4</b>	<b>4</b>	<b>GOLDMAN Katie</b>	<b>AUS</b>	<b>0.72</b>	<b>4:13.89</b>	1.00		
50m (4)	29.49	100m (2) 1:01.05 31.56	150m (1) 1:32.88 31.83	200m (1) 2:05.10 32.22	250m (2) 2:37.55 32.45	300m (3) 3:10.19 32.64	350m (2) 3:42.33 32.14	31.56
<b>5</b>	<b>2</b>	<b>KOGUCHI Ayano</b>	<b>JPN</b>	<b>0.75</b>	<b>4:16.71</b>	3.82		
50m (5)	29.57	100m (5) 1:01.53 31.96	150m (5) 1:33.95 32.42	200m (5) 2:06.63 32.68	250m (5) 2:39.59 32.96	300m (5) 3:12.50 32.91	350m (5) 3:45.19 32.69	31.52
<b>6</b>	<b>7</b>	<b>STENKVIST Henriette</b>	<b>SWE</b>	<b>0.70</b>	<b>4:19.92</b>	7.03		
50m (6)	29.76	100m (6) 1:01.97 32.21	150m (6) 1:34.54 32.57	200m (6) 2:07.71 33.17	250m (6) 2:40.97 33.26	300m (6) 3:14.15 33.18	350m (6) 3:47.49 33.34	32.43
	<b>1</b>	<b>WEBBY Charlotte</b>	<b>NZL</b>		<b>DNS</b>			
	<b>8</b>	<b>ADORNA Ma. Claire</b>	<b>PHI</b>		<b>DNS</b>			

#### LEGEND

DNS Did not start

R.T. Reaction time

Timing and Results provided by  **TISSOT**



# Result Book

27th Summer Universiade in Kazan 2013



## Swimming

Women's 400m Freestyle Final





## Start List

Стартовый список

EVENT NO. 37

	Record	Splits		Name		Country	Location	Date
<b>WR</b>	3:59.15	58.66	1:59.42	2:59.93	PELLEGRINI Federica	ITA	Rome (ITA)	26 JUL 2009
<b>UR</b>	4:06.11	59.56	2:01.82	3:04.11	PELLEGRINI Federica	ITA	Bangkok (THA)	11 AUG 2007

### Final

Lane	Name	Country	Year of Birth	Qualifying Time	Time	Rank
1	KING Savannah E I	CAN	1992	4:13.73		
2	MACLEAN Brittany Christine	CAN	1994	4:13.22		
3	PEACOCK Stephanie	USA	1992	4:12.21		
4	SOKOLOVA Elena	RUS	1991	4:11.71		
5	MCCLATCHEY Caitlin	GBR	1985	4:11.84		
6	NEALE Leah	AUS	1995	4:12.89		
7	DE MEMME Martina	ITA	1991	4:13.24		
8	GOLDMAN Katie	AUS	1992	4:13.89		


### Reserves

Lane	Name	Country	Year of Birth	Qualifying Time	Time	Rank
	CHENAULT Chelsea	USA	1994	4:14.04		
	CARAMIGNOLI Martina Rita	ITA	1991	4:14.90		

#### LEGEND

UR Universiade record

WR World record

Timing and Results provided by  **TISSOT**



## Results

Результаты

### EVENT NO. 37


	Record	Splits	Name	Country	Location	Date		
<b>WR</b>	3:59.15	58.66	1:59.42	2:59.93	PELLEGRINI Federica	ITA	Rome (ITA)	26 JUL 2009
<b>UR</b>	4:06.11	59.56	2:01.82	3:04.11	PELLEGRINI Federica	ITA	Bangkok (THA)	11 AUG 2007

#### Final

Rank	Lane	Name	Country Code	R.T.	Time	Time Behind		
<b>1</b>	<b>7</b>	<b>DE MEMME Martina</b>	<b>ITA</b>	<b>0.76</b>	<b>4:07.69</b>			
50m (8)	29.64	100m (6) 1:00.88 31.24	150m (4) 1:32.51 31.63	200m (4) 2:04.20 31.69	250m (4) 2:35.23 31.03	300m (1) 3:06.33 31.10	350m (1) 3:37.28 30.95	30.41
<b>2</b>	<b>4</b>	<b>SOKOLOVA Elena</b>	<b>RUS</b>	<b>0.82</b>	<b>4:08.51</b>	0.82		
50m (3)	29.04	100m (2) 59.88 30.84	150m (3) 1:31.82 31.94	200m (3) 2:03.61 31.79	250m (2) 2:34.86 31.25	300m (3) 3:06.83 31.97	350m (2) 3:37.89 31.06	30.62
<b>3</b>	<b>5</b>	<b>MCCLATCHEY Caitlin</b>	<b>GBR</b>	<b>0.74</b>	<b>4:08.77</b>	1.08		
50m (2)	28.71	100m (3) 59.89 31.18	150m (2) 1:31.48 31.59	200m (2) 2:03.45 31.97	250m (3) 2:35.05 31.60	300m (2) 3:06.80 31.75	350m (3) 3:38.09 31.29	30.68
<b>4</b>	<b>2</b>	<b>MACLEAN Brittany Christine</b>	<b>CAN</b>	<b>0.71</b>	<b>4:08.95</b>	1.26		
50m (6)	29.52	100m (5) 1:00.87 31.35	150m (6) 1:32.56 31.69	200m (5) 2:04.32 31.76	250m (5) 2:35.94 31.62	300m (5) 3:07.67 31.73	350m (4) 3:38.95 31.28	30.00
<b>5</b>	<b>1</b>	<b>KING Savannah E I</b>	<b>CAN</b>	<b>0.77</b>	<b>4:10.48</b>	2.79		
50m (4)	29.38	100m (4) 1:00.86 31.48	150m (5) 1:32.54 31.68	200m (6) 2:04.40 31.86	250m (6) 2:36.26 31.86	300m (6) 3:07.84 31.58	350m (5) 3:39.46 31.62	31.02
<b>6</b>	<b>6</b>	<b>NEALE Leah</b>	<b>AUS</b>	<b>0.73</b>	<b>4:11.28</b>	3.59		
50m (1)	28.47	100m (1) 59.72 31.25	150m (1) 1:31.12 31.40	200m (1) 2:03.12 32.00	250m (1) 2:34.65 31.53	300m (4) 3:07.24 32.59	350m (6) 3:39.53 32.29	31.75
<b>7</b>	<b>3</b>	<b>PEACOCK Stephanie</b>	<b>USA</b>	<b>0.85</b>	<b>4:11.42</b>	3.73		
50m (7)	29.61	100m (8) 1:01.10 31.49	150m (7) 1:32.81 31.71	200m (7) 2:04.62 31.81	250m (7) 2:36.42 31.80	300m (7) 3:08.21 31.79	350m (7) 3:39.95 31.74	31.47
<b>8</b>	<b>8</b>	<b>GOLDMAN Katie</b>	<b>AUS</b>	<b>0.71</b>	<b>4:13.24</b>	5.55		
50m (5)	29.50	100m (7) 1:01.02 31.52	150m (8) 1:32.82 31.80	200m (8) 2:04.83 32.01	250m (8) 2:37.11 32.28	300m (8) 3:09.28 32.17	350m (8) 3:41.74 32.46	31.50

#### LEGEND

R.T. Reaction time

Timing and Results provided by  **TISSOT**





# Result Book

27th Summer Universiade in Kazan 2013



## Swimming

Women's 800m Freestyle





## Medallists

Медалисты

Medal	Name	Country
GOLD	DE MEMME Martina	ITA - Italy
SILVER	PEACOCK Stephanie	USA - United States Of America
BRONZE	STEENVOORDEN Ashley	USA - United States Of America





# Result Book

27th Summer Universiade in Kazan 2013



## Swimming

Women's 800m Freestyle Preliminaries





### Start List

Стартовый список

EVENT NO. 31

**REVISED**

11 JUL 08:07

	Record	Splits			Name	Country	Location	Date
<b>WR</b>	8:14.10	59.37	2:01.32	4:05.72	ADLINGTON Rebecca	GBR	Beijing (CHN)	16 AUG 2008
<b>UR</b>	8:25.59	1:00.60	2:03.96	4:11.54	RIGAMONTI Flavia	SUI	Bangkok (THA)	9 AUG 2007

#### Heat 1 of 3

Lane	Name	Country	Year of Birth	Qualifying Time	Time	Rank
2	TANG Wing Yung Natasha Terri	HKG	1992	8:52.64		
3	CHIDA Asami	JPN	1993	8:38.31		
4	DE MEMME Martina	ITA	1991	8:31.04		
5	KING Savannah E I	CAN	1992	8:33.49		
6	MAITLAND Heather	CAN	1989	8:44.99		
7	ESPINOSA Virginia	ARG	1993	9:14.21		

#### Heat 2 of 3

Lane	Name	Country	Year of Birth	Qualifying Time	Time	Rank
2	KAT Caitlin	RSA	1993	8:49.28		
3	DASCA ROMEU Claudia	ESP	1994	8:36.63		
4	PEACOCK Stephanie	USA	1992	8:24.36		
5	STEENVOORDEN Ashley	USA	1990	8:33.41		
6	GILCHRIST Megan	GBR	1990	8:41.68		
7	WEBBY Charlotte	NZL	1988	8:58.00		


#### Heat 3 of 3

Lane	Name	Country	Year of Birth	Qualifying Time	Time	Rank
1	LORSCHAITTER Betina	BRA	1990	9:40.00		
2	COZMA Ionela	ROU	1989	8:48.00		
3	HASSLER Julia	LIE	1993	8:35.18		
4	GOLDMAN Katie	AUS	1992	8:22.83		
5	PONSELE Aurora	ITA	1992	8:33.18		
6	KOGUCHI Ayano	JPN	1991	8:41.26		
7	TAMMADGE Roxanne	RSA	1991	8:54.97		

#### LEGEND

**UR** Universiade record      **WR** World record

Entry time correction for athlete HASSLER Julia. Event re-seeded.

Timing and Results provided by  **TISSOT**



## Results Summary

Итоговые результаты

EVENT NO. 31

	Record	Splits	Name	Country	Location	Date
WR	8:14.10	59.37 2:01.32	4:05.72 ADLINGTON Rebecca	GBR	Beijing (CHN)	16 AUG 2008
UR	8:25.59	1:00.60 2:03.96	4:11.54 RIGAMONTI Flavia	SUI	Bangkok (THA)	9 AUG 2007

### Heats

Rank	Heat	Lane	Name	Year of Birth	Country Code	R.T.	Time	Time Behind
<b>1</b>	<b>1</b>	<b>4</b>	<b>DE MEMME Martina</b>	<b>1991</b>	<b>ITA</b>	<b>0.84</b>	<b>8:38.12</b>	<b>Q</b>
	50m 30.70	100m 1:03.43	150m 1:36.76	200m 2:09.51	250m 2:42.36	300m 3:15.02	350m 3:47.58	400m 4:20.20
			32.73 33.33	32.75 32.85	32.66 32.66	32.56 32.56	32.62 32.62	
	450m 4:52.65	500m 5:25.33	550m 5:57.97	600m 6:30.65	650m 7:03.04	700m 7:35.52	750m 8:07.08	
	32.45 32.68	32.68 32.64	32.68 32.68	32.68 32.68	32.39 32.39	32.48 32.48	31.56 31.04	
<b>2</b>	<b>2</b>	<b>5</b>	<b>STEENVOORDEN Ashley</b>	<b>1990</b>	<b>USA</b>	<b>0.82</b>	<b>8:39.94</b>	<b>1.82 Q</b>
	50m 30.71	100m 1:03.25	150m 1:36.22	200m 2:09.18	250m 2:42.13	300m 3:15.05	350m 3:47.73	400m 4:20.41
			32.54 32.97	32.96 32.96	32.95 32.95	32.92 32.92	32.68 32.68	32.68
	450m 4:53.07	500m 5:25.74	550m 5:58.53	600m 6:31.39	650m 7:03.84	700m 7:36.37	750m 8:08.64	
	32.66 32.67	32.67 32.79	32.66 32.66	32.66 32.66	32.45 32.45	32.53 32.53	32.27 31.30	
<b>3</b>	<b>2</b>	<b>4</b>	<b>PEACOCK Stephanie</b>	<b>1992</b>	<b>USA</b>	<b>0.84</b>	<b>8:39.97</b>	<b>1.85 Q</b>
	50m 30.70	100m 1:03.36	150m 1:36.34	200m 2:09.25	250m 2:42.28	300m 3:15.13	350m 3:47.73	400m 4:20.30
			32.66 32.98	32.91 32.91	33.03 33.03	32.85 32.85	32.60 32.60	32.57
	450m 4:53.03	500m 5:25.66	550m 5:58.53	600m 6:31.24	650m 7:03.84	700m 7:36.35	750m 8:08.75	
	32.73 32.63	32.63 32.87	32.63 32.63	32.71 32.71	32.60 32.60	32.51 32.51	32.40 31.22	
<b>4</b>	<b>3</b>	<b>5</b>	<b>PONSELE Aurora</b>	<b>1992</b>	<b>ITA</b>	<b>0.78</b>	<b>8:40.66</b>	<b>2.54 Q</b>
	50m 30.47	100m 1:02.91	150m 1:35.72	200m 2:08.70	250m 2:41.56	300m 3:14.63	350m 3:47.42	400m 4:20.36
			32.44 32.81	32.98 32.98	32.86 32.86	33.07 33.07	32.79 32.79	32.94
	450m 4:53.23	500m 5:26.26	550m 5:58.98	600m 6:31.84	650m 7:04.33	700m 7:37.00	750m 8:09.20	
	32.87 33.03	33.03 32.72	33.03 32.72	32.86 32.86	32.49 32.49	32.67 32.67	32.20 31.46	
<b>5</b>	<b>1</b>	<b>5</b>	<b>KING Savannah E I</b>	<b>1992</b>	<b>CAN</b>	<b>0.80</b>	<b>8:40.78</b>	<b>2.66 Q</b>
	50m 30.29	100m 1:03.04	150m 1:35.63	200m 2:08.28	250m 2:41.00	300m 3:13.67	350m 3:46.59	400m 4:19.58
			32.75 32.59	32.65 32.65	32.72 32.72	32.67 32.67	32.92 32.92	32.99
	450m 4:52.25	500m 5:25.30	550m 5:58.26	600m 6:30.91	650m 7:03.85	700m 7:36.88	750m 8:09.61	
	32.67 33.05	33.05 32.96	33.05 32.96	32.65 32.65	32.94 32.94	33.03 33.03	32.73 31.17	
<b>6</b>	<b>1</b>	<b>3</b>	<b>CHIDA Asami</b>	<b>1993</b>	<b>JPN</b>	<b>0.74</b>	<b>8:41.25</b>	<b>3.13 Q</b>
	50m 30.36	100m 1:02.89	150m 1:36.14	200m 2:09.11	250m 2:42.48	300m 3:15.36	350m 3:48.54	400m 4:21.45
			32.53 33.25	32.97 32.97	33.37 33.37	32.88 32.88	33.18 33.18	32.91
	450m 4:54.28	500m 5:26.97	550m 5:59.82	600m 6:32.47	650m 7:05.43	700m 7:38.04	750m 8:10.34	
	32.83 32.89	32.89 32.85	32.89 32.85	32.65 32.65	32.96 32.96	32.61 32.61	32.30 30.91	
<b>7</b>	<b>3</b>	<b>4</b>	<b>GOLDMAN Katie</b>	<b>1992</b>	<b>AUS</b>	<b>0.75</b>	<b>8:41.26</b>	<b>3.14 Q</b>
	50m 29.94	100m 1:02.34	150m 1:34.86	200m 2:08.07	250m 2:40.81	300m 3:14.16	350m 3:47.01	400m 4:20.30
			32.40 32.52	33.21 33.21	32.74 32.74	33.35 33.35	32.85 32.85	33.29
	450m 4:53.13	500m 5:26.23	550m 5:58.88	600m 6:31.96	650m 7:04.65	700m 7:37.03	750m 8:09.38	
	32.83 33.10	33.10 32.65	33.10 32.65	33.08 33.08	32.69 32.69	32.38 32.38	32.35 31.88	
<b>8</b>	<b>3</b>	<b>3</b>	<b>HASSLER Julia</b>	<b>1993</b>	<b>LIE</b>	<b>0.85</b>	<b>8:42.97</b>	<b>4.85 Q</b>
	50m 30.30	100m 1:02.52	150m 1:35.14	200m 2:08.01	250m 2:40.95	300m 3:14.19	350m 3:47.50	400m 4:20.47
			32.22 32.62	32.87 32.87	32.94 32.94	33.24 33.24	33.31 33.31	32.97
	450m 4:53.66	500m 5:26.36	550m 5:59.59	600m 6:32.41	650m 7:05.36	700m 7:38.27	750m 8:10.93	
	33.19 32.70	32.70 33.23	32.70 33.23	32.82 32.82	32.95 32.95	32.91 32.91	32.66 32.04	
<b>9</b>	<b>2</b>	<b>6</b>	<b>GILCHRIST Megan</b>	<b>1990</b>	<b>GBR</b>	<b>0.67</b>	<b>8:48.00</b>	<b>9.88</b>
	50m 30.90	100m 1:03.57	150m 1:36.67	200m 2:09.99	250m 2:43.24	300m 3:16.53	350m 3:49.56	400m 4:22.88
			32.67 33.10	33.32 33.32	33.25 33.25	33.29 33.29	33.03 33.03	33.32
	450m 4:56.12	500m 5:29.38	550m 6:02.66	600m 6:35.76	650m 7:08.91	700m 7:42.33	750m 8:15.42	
	33.24 33.26	33.26 33.28	33.26 33.28	33.10 33.10	33.15 33.15	33.42 33.42	33.09 32.58	
<b>10</b>	<b>3</b>	<b>6</b>	<b>KOGUCHI Ayano</b>	<b>1991</b>	<b>JPN</b>	<b>0.78</b>	<b>8:49.51</b>	<b>11.39</b>
	50m 29.94	100m 1:02.58	150m 1:36.01	200m 2:09.70	250m 2:43.32	300m 3:17.20	350m 3:51.06	400m 4:24.63
			32.64 33.43	33.69 33.69	33.62 33.62	33.88 33.88	33.86 33.86	33.57
	450m 4:58.22	500m 5:32.03	550m 6:05.25	600m 6:38.49	650m 7:11.56	700m 7:44.88	750m 8:17.49	
	33.59 33.81	33.81 33.22	33.81 33.22	33.24 33.24	33.07 33.07	33.32 33.32	32.61 32.02	
<b>11</b>	<b>2</b>	<b>2</b>	<b>KAT Caitlin</b>	<b>1993</b>	<b>RSA</b>	<b>0.91</b>	<b>8:49.77</b>	<b>11.65</b>
	50m 30.94	100m 1:04.28	150m 1:37.64	200m 2:11.13	250m 2:44.69	300m 3:18.45	350m 3:51.85	400m 4:25.37
			33.34 33.36	33.49 33.49	33.56 33.56	33.76 33.76	33.40 33.40	33.52
	450m 4:58.80	500m 5:32.22	550m 6:05.60	600m 6:38.74	650m 7:11.96	700m 7:44.84	750m 8:17.77	
	33.43 33.42	33.42 33.38	33.42 33.38	33.14 33.14	33.22 33.22	32.88 32.88	32.93 32.00	

Timing and Results provided by  TISSOT



**Heats**

Rank	Heat	Lane	Name	Year of Birth	Country Code	R.T.	Time	Time Behind
<b>12</b>	<b>2</b>	<b>3</b>	<b>DASCA ROMEU Claudia</b>	<b>1994</b>	<b>ESP</b>	<b>0.73</b>	<b>8:53.10</b>	<b>14.98</b>
	50m 30.80	100m 1:03.58	150m 1:36.56	200m 2:09.49	250m 2:42.54	300m 3:15.47	350m 3:48.41	400m 4:21.84
		32.78	32.98	32.93	33.05	32.93	32.94	33.43
	450m 4:55.19	500m 5:28.95	550m 6:02.87	600m 6:36.80	650m 7:10.50	700m 7:45.04	750m 8:19.43	
	33.35	33.76	33.92	33.93	33.70	34.54	34.39	33.67
<b>13</b>	<b>3</b>	<b>2</b>	<b>COZMA Ionela</b>	<b>1989</b>	<b>ROU</b>	<b>0.80</b>	<b>8:55.37</b>	<b>17.25</b>
	50m 29.31	100m 1:01.46	150m 1:34.32	200m 2:07.56	250m 2:41.03	300m 3:14.69	350m 3:48.37	400m 4:22.18
		32.15	32.86	33.24	33.47	33.66	33.68	33.81
	450m 4:56.27	500m 5:30.53	550m 6:04.73	600m 6:38.87	650m 7:13.17	700m 7:47.48	750m 8:21.96	
	34.09	34.26	34.20	34.14	34.30	34.31	34.48	33.41
<b>14</b>	<b>1</b>	<b>6</b>	<b>MAITLAND Heather</b>	<b>1989</b>	<b>CAN</b>	<b>0.76</b>	<b>8:57.67</b>	<b>19.55</b>
	50m 30.89	100m 1:03.75	150m 1:37.13	200m 2:10.33	250m 2:43.70	300m 3:16.75	350m 3:50.39	400m 4:24.06
		32.86	33.38	33.20	33.37	33.05	33.64	33.67
	450m 4:57.97	500m 5:31.98	550m 6:06.03	600m 6:40.31	650m 7:14.75	700m 7:49.50	750m 8:23.92	
	33.91	34.01	34.05	34.28	34.44	34.75	34.42	33.75
<b>15</b>	<b>3</b>	<b>7</b>	<b>TAMMADGE Roxanne</b>	<b>1991</b>	<b>RSA</b>	<b>0.75</b>	<b>9:03.69</b>	<b>25.57</b>
	50m 30.32	100m 1:03.11	150m 1:36.44	200m 2:09.98	250m 2:43.75	300m 3:17.47	350m 3:51.30	400m 4:25.22
		32.79	33.33	33.54	33.77	33.72	33.83	33.92
	450m 4:59.65	500m 5:34.20	550m 6:09.03	600m 6:43.85	650m 7:19.14	700m 7:54.05	750m 8:29.39	
	34.43	34.55	34.83	34.82	35.29	34.91	35.34	34.30
<b>16</b>	<b>2</b>	<b>7</b>	<b>WEBBY Charlotte</b>	<b>1988</b>	<b>NZL</b>	<b>0.67</b>	<b>9:10.22</b>	<b>32.10</b>
	50m 30.40	100m 1:03.30	150m 1:36.85	200m 2:10.87	250m 2:45.04	300m 3:19.78	350m 3:54.37	400m 4:29.38
		32.90	33.55	34.02	34.17	34.74	34.59	35.01
	450m 5:04.40	500m 5:39.58	550m 6:14.98	600m 6:50.29	650m 7:25.67	700m 8:01.41	750m 8:36.43	
	35.02	35.18	35.40	35.31	35.38	35.74	35.02	33.79
<b>17</b>	<b>1</b>	<b>2</b>	<b>TANG Wing Yung Natasha Terri</b>	<b>1992</b>	<b>HKG</b>	<b>0.68</b>	<b>9:10.33</b>	<b>32.21</b>
	50m 30.92	100m 1:04.02	150m 1:37.73	200m 2:11.82	250m 2:46.25	300m 3:21.19	350m 3:56.25	400m 4:31.36
		33.10	33.71	34.09	34.43	34.94	35.06	35.11
	450m 5:06.04	500m 5:41.03	550m 6:16.11	600m 6:51.26	650m 7:26.28	700m 8:01.54	750m 8:36.11	
	34.68	34.99	35.08	35.15	35.02	35.26	34.57	34.22
<b>18</b>	<b>3</b>	<b>1</b>	<b>LORSCHAITTER Betina</b>	<b>1990</b>	<b>BRA</b>	<b>0.76</b>	<b>9:16.54</b>	<b>38.42</b>
	50m 31.56	100m 1:05.80	150m 1:40.40	200m 2:15.19	250m 2:49.89	300m 3:25.36	350m 4:00.36	400m 4:36.27
		34.24	34.60	34.79	34.70	35.47	35.00	35.91
	450m 5:11.37	500m 5:46.79	550m 6:22.01	600m 6:57.39	650m 7:32.30	700m 8:07.31	750m 8:42.45	
	35.10	35.42	35.22	35.38	34.91	35.01	35.14	34.09
<b>19</b>	<b>1</b>	<b>7</b>	<b>ESPINOSA Virginia</b>	<b>1993</b>	<b>ARG</b>	<b>0.84</b>	<b>9:19.45</b>	<b>41.33</b>
	50m 32.00	100m 1:06.07	150m 1:41.14	200m 2:16.39	250m 2:51.55	300m 3:26.95	350m 4:02.41	400m 4:38.06
		34.07	35.07	35.25	35.16	35.40	35.46	35.65
	450m 5:13.27	500m 5:49.01	550m 6:24.47	600m 7:00.16	650m 7:35.38	700m 8:11.12	750m 8:45.41	
	35.21	35.74	35.46	35.69	35.22	35.74	34.29	34.04

**LEGEND**

**Q** Qualified for the next phase      **R.T.** Reaction time



## Results

Результаты

### EVENT NO. 31

	Record	Splits	Name	Country	Location	Date
WR	8:14.10	59.37 2:01.32	4:05.72 ADLINGTON Rebecca	GBR	Beijing (CHN)	16 AUG 2008
UR	8:25.59	1:00.60 2:03.96	4:11.54 RIGAMONTI Flavia	SUI	Bangkok (THA)	9 AUG 2007

#### Heat 1 of 3

Rank	Lane	Name	Country Code	R.T.	Time	Time Behind			
<b>1</b>	<b>4</b>	<b>DE MEMME Martina</b>	<b>ITA</b>	<b>0.84</b>	<b>8:38.12</b>				
		50m (3) 30.70	100m (3) 1:03.43	150m (3) 1:36.76	200m (3) 2:09.51	250m (2) 2:42.36	300m (2) 3:15.02	350m (2) 3:47.58	400m (2) 4:20.20
			32.73	33.33	32.75	32.85	32.66	32.56	32.62
		450m (2) 4:52.65	500m (2) 5:25.33	550m (1) 5:57.97	600m (1) 6:30.65	650m (1) 7:03.04	700m (1) 7:35.52	750m (1) 8:07.08	
		32.45	32.68	32.64	32.68	32.39	32.48	31.56	31.04
<b>2</b>	<b>5</b>	<b>KING Savannah E I</b>	<b>CAN</b>	<b>0.80</b>	<b>8:40.78</b>	2.66			
		50m (1) 30.29	100m (2) 1:03.04	150m (1) 1:35.63	200m (1) 2:08.28	250m (1) 2:41.00	300m (1) 3:13.67	350m (1) 3:46.59	400m (1) 4:19.58
			32.75	32.59	32.65	32.72	32.67	32.92	32.99
		450m (1) 4:52.25	500m (1) 5:25.30	550m (2) 5:58.26	600m (2) 6:30.91	650m (2) 7:03.85	700m (2) 7:36.88	750m (2) 8:09.61	
		32.67	33.05	32.96	32.65	32.94	33.03	32.73	31.17
<b>3</b>	<b>3</b>	<b>CHIDA Asami</b>	<b>JPN</b>	<b>0.74</b>	<b>8:41.25</b>	3.13			
		50m (2) 30.36	100m (1) 1:02.89	150m (2) 1:36.14	200m (2) 2:09.11	250m (3) 2:42.48	300m (3) 3:15.36	350m (3) 3:48.54	400m (3) 4:21.45
			32.53	33.25	32.97	33.37	33.05	33.18	32.91
		450m (3) 4:54.28	500m (3) 5:26.97	550m (3) 5:59.82	600m (3) 6:32.47	650m (3) 7:05.43	700m (3) 7:38.04	750m (3) 8:10.34	
		32.83	32.69	32.85	32.65	32.96	32.61	32.30	30.91
<b>4</b>	<b>6</b>	<b>MAITLAND Heather</b>	<b>CAN</b>	<b>0.76</b>	<b>8:57.67</b>	19.55			
		50m (4) 30.89	100m (4) 1:03.75	150m (4) 1:37.13	200m (4) 2:10.33	250m (4) 2:43.70	300m (4) 3:16.75	350m (4) 3:50.39	400m (4) 4:24.06
			32.86	33.38	33.20	33.37	33.05	33.64	33.67
		450m (4) 4:57.97	500m (4) 5:31.98	550m (4) 6:06.03	600m (4) 6:40.31	650m (4) 7:14.75	700m (4) 7:49.50	750m (4) 8:23.92	
		33.91	34.01	34.05	34.28	34.44	34.75	34.42	33.75
<b>5</b>	<b>2</b>	<b>TANG Wing Yung Natasha Terri</b>	<b>HKG</b>	<b>0.68</b>	<b>9:10.33</b>	32.21			
		50m (5) 30.92	100m (5) 1:04.02	150m (5) 1:37.73	200m (5) 2:11.82	250m (5) 2:46.25	300m (5) 3:21.19	350m (5) 3:56.25	400m (5) 4:31.36
			33.10	33.71	34.09	34.43	34.94	35.06	35.11
		450m (5) 5:06.04	500m (5) 5:41.03	550m (5) 6:16.11	600m (5) 6:51.26	650m (5) 7:26.28	700m (5) 8:01.54	750m (5) 8:36.11	
		34.68	34.99	35.08	35.15	35.02	35.26	34.57	34.22
<b>6</b>	<b>7</b>	<b>ESPINOSA Virginia</b>	<b>ARG</b>	<b>0.84</b>	<b>9:19.45</b>	41.33			
		50m (6) 32.00	100m (6) 1:06.07	150m (6) 1:41.14	200m (6) 2:16.39	250m (6) 2:51.55	300m (6) 3:26.95	350m (6) 4:02.41	400m (6) 4:38.06
			34.07	35.07	35.25	35.16	35.40	35.46	35.65
		450m (6) 5:13.27	500m (6) 5:49.01	550m (6) 6:24.47	600m (6) 7:00.16	650m (6) 7:35.38	700m (6) 8:11.12	750m (6) 8:45.41	
		35.21	35.74	35.46	35.69	35.22	35.74	34.29	34.04

#### LEGEND

R.T. Reaction time





## Results

Результаты

### EVENT NO. 31

	Record	Splits	Name	Country	Location	Date
WR	8:14.10	59.37 2:01.32	4:05.72 ADLINGTON Rebecca	GBR	Beijing (CHN)	16 AUG 2008
UR	8:25.59	1:00.60 2:03.96	4:11.54 RIGAMONTI Flavia	SUI	Bangkok (THA)	9 AUG 2007

#### Heat 2 of 3

Rank	Lane	Name	Country Code	R.T.	Time	Time Behind			
<b>1</b>	<b>5</b>	<b>STEENVOORDEN Ashley</b>	<b>USA</b>	<b>0.82</b>	<b>8:39.94</b>				
		50m (3) 30.71	100m (1) 1:03.25	150m (1) 1:36.22	200m (1) 2:09.18	250m (1) 2:42.13	300m (1) 3:15.05	350m (1) 3:47.73	400m (2) 4:20.41
			32.54	32.97	32.96	32.95	32.92	32.68	32.68
		450m (2) 4:53.07	500m (2) 5:25.74	550m (1) 5:58.53	600m (2) 6:31.39	650m (1) 7:03.84	700m (2) 7:36.37	750m (1) 8:08.64	
		32.66	32.67	32.79	32.86	32.45	32.53	32.27	31.30
<b>2</b>	<b>4</b>	<b>PEACOCK Stephanie</b>	<b>USA</b>	<b>0.84</b>	<b>8:39.97</b>	0.03			
		50m (2) 30.70	100m (3) 1:03.36	150m (2) 1:36.34	200m (2) 2:09.25	250m (2) 2:42.28	300m (2) 3:15.13	350m (1) 3:47.73	400m (1) 4:20.30
			32.66	32.98	32.91	33.03	32.85	32.60	32.57
		450m (1) 4:53.03	500m (1) 5:25.66	550m (1) 5:58.53	600m (1) 6:31.24	650m (1) 7:03.84	700m (1) 7:36.35	750m (2) 8:08.75	
		32.73	32.63	32.87	32.71	32.60	32.51	32.40	31.22
<b>3</b>	<b>6</b>	<b>GILCHRIST Megan</b>	<b>GBR</b>	<b>0.67</b>	<b>8:48.00</b>	8.06			
		50m (5) 30.90	100m (4) 1:03.57	150m (4) 1:36.67	200m (4) 2:09.99	250m (4) 2:43.24	300m (4) 3:16.53	350m (4) 3:49.56	400m (4) 4:22.88
			32.67	33.10	33.32	33.25	33.29	33.03	33.32
		450m (4) 4:56.12	500m (4) 5:29.38	550m (3) 6:02.66	600m (3) 6:35.76	650m (3) 7:08.91	700m (3) 7:42.33	750m (3) 8:15.42	
		33.24	33.26	33.28	33.10	33.15	33.42	33.09	32.58
<b>4</b>	<b>2</b>	<b>KAT Caitlin</b>	<b>RSA</b>	<b>0.91</b>	<b>8:49.77</b>	9.83			
		50m (6) 30.94	100m (6) 1:04.28	150m (6) 1:37.64	200m (6) 2:11.13	250m (5) 2:44.69	300m (5) 3:18.45	350m (5) 3:51.85	400m (5) 4:25.37
			33.34	33.36	33.49	33.56	33.76	33.40	33.52
		450m (5) 4:58.80	500m (5) 5:32.22	550m (5) 6:05.60	600m (5) 6:38.74	650m (5) 7:11.96	700m (4) 7:44.84	750m (4) 8:17.77	
		33.43	33.42	33.38	33.14	33.22	32.88	32.93	32.00
<b>5</b>	<b>3</b>	<b>DASCA ROMEU Claudia</b>	<b>ESP</b>	<b>0.73</b>	<b>8:53.10</b>	13.16			
		50m (4) 30.80	100m (5) 1:03.58	150m (3) 1:36.56	200m (3) 2:09.49	250m (3) 2:42.54	300m (3) 3:15.47	350m (3) 3:48.41	400m (3) 4:21.84
			32.78	32.98	32.93	33.05	32.93	32.94	33.43
		450m (3) 4:55.19	500m (3) 5:28.95	550m (4) 6:02.87	600m (4) 6:36.80	650m (4) 7:10.50	700m (5) 7:45.04	750m (5) 8:19.43	
		33.35	33.76	33.92	33.93	33.70	34.54	34.39	33.67
<b>6</b>	<b>7</b>	<b>WEBBY Charlotte</b>	<b>NZL</b>	<b>0.67</b>	<b>9:10.22</b>	30.28			
		50m (1) 30.40	100m (2) 1:03.30	150m (5) 1:36.85	200m (5) 2:10.87	250m (6) 2:45.04	300m (6) 3:19.78	350m (6) 3:54.37	400m (6) 4:29.38
			32.90	33.55	34.02	34.17	34.74	34.59	35.01
		450m (6) 5:04.40	500m (6) 5:39.58	550m (6) 6:14.98	600m (6) 6:50.29	650m (6) 7:25.67	700m (6) 8:01.41	750m (6) 8:36.43	
		35.02	35.18	35.40	35.31	35.38	35.74	35.02	33.79

#### LEGEND

R.T. Reaction time





## Results

Результаты

### EVENT NO. 31

	Record	Splits		Name	Country	Location	Date	
<b>WR</b>	8:14.10	59.37	2:01.32	4:05.72	ADLINGTON Rebecca	GBR	Beijing (CHN)	16 AUG 2008
<b>UR</b>	8:25.59	1:00.60	2:03.96	4:11.54	RIGAMONTI Flavia	SUI	Bangkok (THA)	9 AUG 2007

#### Heat 3 of 3

Rank	Lane	Name	Country Code	R.T.	Time	Time Behind
<b>1</b>	<b>5</b>	<b>PONSELE Aurora</b>	<b>ITA</b>	<b>0.78</b>	<b>8:40.66</b>	
		50m (6) 30.47			100m (5) 1:02.91	150m (4) 1:35.72
					32.44	32.81
		450m (2) 4:53.23			500m (2) 5:26.23	550m (2) 5:58.98
		32.87			33.03	32.72
<b>2</b>	<b>4</b>	<b>GOLDMAN Katie</b>	<b>AUS</b>	<b>0.75</b>	<b>8:41.26</b>	0.60
		50m (2) 29.94			100m (2) 1:02.34	150m (2) 1:34.86
					32.40	32.52
		450m (1) 4:53.13			500m (1) 5:26.23	550m (1) 5:58.88
		32.83			33.10	32.65
<b>3</b>	<b>3</b>	<b>HASSLER Julia</b>	<b>LIE</b>	<b>0.85</b>	<b>8:42.97</b>	2.31
		50m (4) 30.30			100m (3) 1:02.52	150m (3) 1:35.14
					32.22	32.62
		450m (3) 4:53.66			500m (3) 5:26.36	550m (3) 5:59.59
		33.19			32.70	33.23
<b>4</b>	<b>6</b>	<b>KOGUCHI Ayano</b>	<b>JPN</b>	<b>0.78</b>	<b>8:49.51</b>	8.85
		50m (2) 29.94			100m (4) 1:02.58	150m (5) 1:36.01
					32.64	33.43
		450m (5) 4:58.22			500m (5) 5:32.03	550m (5) 6:05.25
		33.59			33.81	33.22
<b>5</b>	<b>2</b>	<b>COZMA Ionela</b>	<b>ROU</b>	<b>0.80</b>	<b>8:55.37</b>	14.71
		50m (1) 29.31			100m (1) 1:01.46	150m (1) 1:34.32
					32.15	32.86
		450m (4) 4:56.27			500m (4) 5:30.53	550m (4) 6:04.73
		34.09			34.26	34.20
<b>6</b>	<b>7</b>	<b>TAMMADGE Roxanne</b>	<b>RSA</b>	<b>0.75</b>	<b>9:03.69</b>	23.03
		50m (5) 30.32			100m (6) 1:03.11	150m (6) 1:36.44
					32.79	33.33
		450m (6) 4:59.65			500m (6) 5:34.20	550m (6) 6:09.03
		34.43			34.55	34.83
<b>7</b>	<b>1</b>	<b>LORSCHTEITNER Betina</b>	<b>BRA</b>	<b>0.76</b>	<b>9:16.54</b>	35.88
		50m (7) 31.56			100m (7) 1:05.80	150m (7) 1:40.40
					34.24	34.60
		450m (7) 5:11.37			500m (7) 5:46.79	550m (7) 6:22.01
		35.10			35.42	35.22

#### LEGEND

R.T. Reaction time



# Result Book

27th Summer Universiade in Kazan 2013



## Swimming

Women's 800m Freestyle Final





## Start List

Стартовый список

### EVENT NO. 31

	Record	Splits			Name	Country	Location	Date
<b>WR</b>	8:14.10	59.37	2:01.32	4:05.72	ADLINGTON Rebecca	GBR	Beijing (CHN)	16 AUG 2008
<b>UR</b>	8:25.59	1:00.60	2:03.96	4:11.54	RIGAMONTI Flavia	SUI	Bangkok (THA)	9 AUG 2007

#### Final

Lane	Name	Country	Year of Birth	Qualifying Time	Time	Rank
1	<b>GOLDMAN Katie</b>	AUS	1992	8:41.26		
2	<b>KING Savannah E I</b>	CAN	1992	8:40.78		
3	<b>PEACOCK Stephanie</b>	USA	1992	8:39.97		
4	<b>DE MEMME Martina</b>	ITA	1991	8:38.12		
5	<b>STEENVOORDEN Ashley</b>	USA	1990	8:39.94		
6	<b>PONSELE Aurora</b>	ITA	1992	8:40.66		
7	<b>CHIDA Asami</b>	JPN	1993	8:41.25		
8	<b>HASSLER Julia</b>	LIE	1993	8:42.97		


#### Reserves

Lane	Name	Country	Year of Birth	Qualifying Time	Time	Rank
	<b>GILCHRIST Megan</b>	GBR	1990	8:48.00		
	<b>KOGUCHI Ayano</b>	JPN	1991	8:49.51		

#### LEGEND

**UR** Universiade record

**WR** World record

Timing and Results provided by  **TISSOT**



## Results

Результаты

### EVENT NO. 31


	Record	Splits	Name	Country	Location	Date
<b>WR</b>	8:14.10	59.37 2:01.32	4:05.72 ADLINGTON Rebecca	GBR	Beijing (CHN)	16 AUG 2008
<b>UR</b>	8:25.59	1:00.60 2:03.96	4:11.54 RIGAMONTI Flavia	SUI	Bangkok (THA)	9 AUG 2007

#### Final

Rank	Lane	Name	Country Code	R.T.	Time	Time Behind
<b>1</b>	<b>4</b>	<b>DE MEMME Martina</b>	<b>ITA</b>	<b>0.76</b>	<b>8:28.09</b>	
		50m (8) 30.53			100m (7) 1:02.87	150m (6) 1:35.42
					200m (5) 2:07.91	250m (4) 2:40.26
					300m (4) 3:12.67	350m (4) 3:44.93
					400m (3) 4:17.19	
		450m (3) 4:49.37			500m (3) 5:21.46	550m (3) 5:53.48
		32.18			600m (3) 6:25.23	650m (3) 6:56.44
					700m (2) 7:27.26	750m (1) 7:57.72
					31.21	30.82
						30.37
<b>2</b>	<b>3</b>	<b>PEACOCK Stephanie</b>	<b>USA</b>	<b>0.88</b>	<b>8:28.21</b>	0.12
		50m (4) 30.10			100m (1) 1:02.24	150m (1) 1:34.72
					200m (1) 2:07.29	250m (1) 2:39.69
					300m (1) 3:12.00	350m (1) 3:44.04
					400m (1) 4:16.20	
		450m (1) 4:48.17			500m (1) 5:20.05	550m (1) 5:51.73
		31.97			600m (1) 6:23.65	650m (1) 6:55.26
					700m (1) 7:26.93	750m (2) 7:58.04
					31.67	31.11
						30.17
<b>3</b>	<b>5</b>	<b>STEENVOORDEN Ashley</b>	<b>USA</b>	<b>0.78</b>	<b>8:29.79</b>	1.70
		50m (6) 30.17			100m (4) 1:02.53	150m (2) 1:34.90
					200m (2) 2:07.53	250m (2) 2:39.71
					300m (2) 3:12.07	350m (2) 3:44.22
					400m (2) 4:16.49	
		450m (2) 4:48.24			500m (2) 5:20.13	550m (2) 5:51.87
		31.75			600m (2) 6:23.78	650m (2) 6:55.50
					700m (3) 7:27.45	750m (3) 7:59.07
					31.89	31.62
						30.72
<b>4</b>	<b>8</b>	<b>HASSLER Julia</b>	<b>LIE</b>	<b>0.80</b>	<b>8:37.05</b>	8.96
		50m (1) 29.96			100m (5) 1:02.57	150m (7) 1:35.47
					200m (6) 2:08.15	250m (6) 2:40.88
					300m (6) 3:13.38	350m (6) 3:45.89
					400m (5) 4:18.40	
		450m (5) 4:50.87			500m (5) 5:23.35	550m (5) 5:55.87
		32.47			600m (4) 6:28.20	650m (4) 7:00.70
					700m (5) 7:33.17	750m (5) 8:05.65
					32.50	32.47
						31.40
<b>5</b>	<b>1</b>	<b>GOLDMAN Katie</b>	<b>AUS</b>	<b>0.65</b>	<b>8:37.10</b>	9.01
		50m (4) 30.10			100m (1) 1:02.24	150m (3) 1:34.91
					200m (3) 2:07.55	250m (5) 2:40.30
					300m (5) 3:13.14	350m (5) 3:45.85
					400m (6) 4:18.61	
		450m (6) 4:51.15			500m (6) 5:23.68	550m (6) 5:56.21
		32.54			600m (6) 6:28.77	650m (5) 7:00.89
					700m (4) 7:33.02	750m (4) 8:05.31
					32.13	32.29
						31.79
<b>6</b>	<b>6</b>	<b>PONSELE Aurora</b>	<b>ITA</b>	<b>0.76</b>	<b>8:38.54</b>	10.45
		50m (7) 30.33			100m (8) 1:02.88	150m (5) 1:35.41
					200m (7) 2:08.24	250m (7) 2:41.02
					300m (7) 3:13.80	350m (7) 3:46.47
					400m (7) 4:19.47	
		450m (7) 4:51.80			500m (7) 5:24.78	550m (7) 5:57.33
		32.33			600m (7) 6:30.11	650m (7) 7:02.26
					700m (6) 7:34.75	750m (6) 8:06.70
					32.49	31.95
						31.84
<b>7</b>	<b>7</b>	<b>CHIDA Asami</b>	<b>JPN</b>	<b>0.72</b>	<b>8:39.61</b>	11.52
		50m (2) 30.05			100m (6) 1:02.58	150m (8) 1:35.52
					200m (8) 2:08.27	250m (8) 2:41.29
					300m (8) 3:14.15	350m (8) 3:47.15
					400m (8) 4:20.02	
		450m (8) 4:52.68			500m (8) 5:25.40	550m (8) 5:58.20
		32.66			600m (8) 6:30.96	650m (8) 7:03.60
					700m (7) 7:36.07	750m (7) 8:08.39
					32.64	32.32
						31.22
<b>8</b>	<b>2</b>	<b>KING Savannah E I</b>	<b>CAN</b>	<b>0.76</b>	<b>8:43.15</b>	15.06
		50m (3) 30.07			100m (3) 1:02.41	150m (4) 1:35.01
					200m (4) 2:07.61	250m (3) 2:40.06
					300m (3) 3:12.42	350m (3) 3:44.82
					400m (4) 4:17.46	
		450m (4) 4:49.78			500m (4) 5:22.49	550m (4) 5:55.24
		32.32			600m (5) 6:28.35	650m (6) 7:02.02
					700m (8) 7:36.33	750m (8) 8:10.09
					33.11	34.31
						33.76
						33.06

#### LEGEND

R.T. Reaction time

Timing and Results provided by  **TISSOT**





# Result Book

27th Summer Universiade in Kazan 2013



## Swimming

Women's 1500m Freestyle





## Medallists

Медалисты

Medal	Name	Country
GOLD	PEACOCK Stephanie	USA - United States Of America
SILVER	STEENVOORDEN Ashley	USA - United States Of America
BRONZE	CARAMIGNOLI Martina Rita	ITA - Italy





# Result Book

27th Summer Universiade in Kazan 2013



## Swimming

Women's 1500m Freestyle Preliminaries





## Start List

Стартовый список

### EVENT NO. 20

	Record	Splits					Name	Country	Location	Date
<b>WR</b>	15:42.54	1:00.49	2:03.46	4:09.87	8:22.57	ZIEGLER Kate	USA	Mission Viejo (USA)	17 JUN 2007	
<b>UR</b>	16:05.90	1:01.20	2:05.21	4:14.05	8:31.60	RIGAMONTI Flavia	SUI	Bangkok (THA)	13 AUG 2007	

#### Heat 1 of 2

Lane	Name	Country	Year of Birth	Qualifying Time	Time	Rank
1	RYBAROVA Silvie	CZE	1985	17:11.11		
2	CUTTING Leah	AUS	1992	16:51.51		
3	PEACOCK Stephanie	USA	1992	16:33.47		
4	STEENVOORDEN Ashley	USA	1990	16:16.79		
5	PONSELE Aurora	ITA	1992	16:27.04		
6	DASCA ROMEU Claudia	ESP	1994	16:40.06		
7	TAMMADGE Roxanne	RSA	1991	17:04.51		
8	JARAMILLO Paola Andrea	COL	1992	19:00.00		


#### Heat 2 of 2

Lane	Name	Country	Year of Birth	Qualifying Time	Time	Rank
1	KAT Caitlin	RSA	1993	17:06.41		
2	HASSLER Julia	LIE	1993	16:48.07		
3	KOGUCHI Ayano	JPN	1991	16:30.64		
4	WALKER Jessica	AUS	1989	16:08.00		
5	CARAMIGNOLI Martina Rita	ITA	1991	16:17.00		
6	GILCHRIST Megan	GBR	1990	16:35.50		
7	WEBBY Charlotte	NZL	1988	17:02.00		
8	LORSCHAITTER Betina	BRA	1990	17:25.00		

#### LEGEND

**UR** Universiade record

**WR** World record

Timing and Results provided by  **TISSOT**



## Results Summary

Итоговые результаты

EVENT NO. 20

	Record	Splits	Name	Country	Location	Date
<b>WR</b>	15:42.54	1:00.49 2:03.46 4:09.87 8:22.57	ZIEGLER Kate	USA	Mission Viejo (USA)	17 JUN 2007
<b>UR</b>	16:05.90	1:01.20 2:05.21 4:14.05 8:31.60	RIGAMONTI Flavia	SUI	Bangkok (THA)	13 AUG 2007

### Heats

Rank	Heat	Lane	Name	Year of Birth	Country Code	R.T.	Time	Time Behind
<b>1</b>	<b>1</b>	<b>3</b>	<b>PEACOCK Stephanie</b>	<b>1992</b>	<b>USA</b>	<b>0.87</b>	<b>16:23.37</b>	<b>Q</b>
	50m 30.66	100m 1:03.48	150m 1:36.46	200m 2:09.62	250m 2:42.61	300m 3:15.91	350m 3:48.86	400m 4:22.09
		32.82	32.98	33.16	32.99	33.30	32.95	33.23
	450m 4:54.83	500m 5:27.81	550m 6:00.51	600m 6:33.27	650m 7:06.01	700m 7:38.83	750m 8:11.65	800m 8:44.37
	32.74	32.98	32.70	32.76	32.74	32.82	32.82	32.72
	850m 9:16.80	900m 9:49.26	950m 10:21.71	1000m 10:54.48	1050m 11:27.12	1100m 11:59.95	1150m 12:32.30	1200m 13:05.16
	32.43	32.46	32.45	32.77	32.64	32.83	32.35	32.86
	1250m 13:38.03	1300m 14:11.10	1350m 14:43.99	1400m 15:17.28	1450m 15:50.43			
	32.87	33.07	32.89	33.29	33.15	32.94		
<b>2</b>	<b>2</b>	<b>5</b>	<b>CARAMIGNOLI Martina Rita</b>	<b>1991</b>	<b>ITA</b>	<b>0.81</b>	<b>16:28.52</b>	<b>5.15 Q</b>
	50m 31.16	100m 1:04.87	150m 1:38.29	200m 2:11.61	250m 2:44.75	300m 3:18.10	350m 3:51.16	400m 4:23.98
		33.71	33.42	33.32	33.14	33.35	33.06	32.82
	450m 4:57.13	500m 5:29.95	550m 6:02.78	600m 6:35.67	650m 7:08.73	700m 7:41.64	750m 8:14.58	800m 8:47.52
	33.15	32.82	32.83	32.89	33.06	32.91	32.94	32.94
	850m 9:20.38	900m 9:53.10	950m 10:25.84	1000m 10:58.73	1050m 11:31.74	1100m 12:04.64	1150m 12:37.49	1200m 13:10.38
	32.86	32.72	32.74	32.89	33.01	32.90	32.85	32.89
	1250m 13:43.53	1300m 14:16.59	1350m 14:50.17	1400m 15:23.28	1450m 15:56.37			
	33.15	33.06	33.58	33.11	33.09	32.15		
<b>3</b>	<b>1</b>	<b>4</b>	<b>STEENVOORDEN Ashley</b>	<b>1990</b>	<b>USA</b>	<b>0.83</b>	<b>16:28.94</b>	<b>5.57 Q</b>
	50m 30.78	100m 1:03.81	150m 1:36.71	200m 2:09.97	250m 2:43.03	300m 3:16.33	350m 3:49.36	400m 4:22.47
		33.03	32.90	33.26	33.06	33.30	33.03	33.11
	450m 4:55.43	500m 5:28.36	550m 6:01.18	600m 6:34.35	650m 7:07.24	700m 7:40.31	750m 8:13.11	800m 8:46.20
	32.96	32.93	32.82	33.17	32.89	33.07	32.80	33.09
	850m 9:19.28	900m 9:52.29	950m 10:25.17	1000m 10:57.97	1050m 11:30.83	1100m 12:03.70	1150m 12:36.93	1200m 13:10.09
	33.08	33.01	32.88	32.80	32.86	32.87	33.23	33.16
	1250m 13:43.36	1300m 14:16.47	1350m 14:49.87	1400m 15:23.31	1450m 15:56.67			
	33.27	33.11	33.40	33.44	33.36	32.27		
<b>4</b>	<b>2</b>	<b>2</b>	<b>HASSLER Julia</b>	<b>1993</b>	<b>LIE</b>	<b>0.86</b>	<b>16:31.32</b>	<b>7.95 Q</b>
	50m 30.16	100m 1:03.07	150m 1:36.24	200m 2:09.80	250m 2:43.02	300m 3:16.11	350m 3:49.04	400m 4:22.43
		32.91	33.17	33.56	33.22	33.09	32.93	33.39
	450m 4:55.44	500m 5:28.71	550m 6:01.70	600m 6:34.82	650m 7:08.09	700m 7:41.25	750m 8:14.35	800m 8:47.58
	33.01	33.27	32.99	33.12	33.27	33.16	33.10	33.23
	850m 9:20.77	900m 9:53.85	950m 10:27.05	1000m 11:00.38	1050m 11:33.58	1100m 12:07.04	1150m 12:40.19	1200m 13:13.73
	33.19	33.08	33.20	33.33	33.20	33.46	33.15	33.54
	1250m 13:47.12	1300m 14:20.42	1350m 14:53.65	1400m 15:26.80	1450m 15:59.40			
	33.39	33.30	33.23	33.15	32.60	31.92		
<b>5</b>	<b>2</b>	<b>3</b>	<b>KOGUCHI Ayano</b>	<b>1991</b>	<b>JPN</b>	<b>0.73</b>	<b>16:33.19</b>	<b>9.82 Q</b>
	50m 29.82	100m 1:02.10	150m 1:34.76	200m 2:07.59	250m 2:40.52	300m 3:13.47	350m 3:46.56	400m 4:19.58
		32.28	32.66	32.83	32.93	32.95	33.09	33.02
	450m 4:52.42	500m 5:25.46	550m 5:58.54	600m 6:31.63	650m 7:04.47	700m 7:37.39	750m 8:10.70	800m 8:44.05
	32.84	33.04	33.08	33.09	32.84	32.92	33.31	33.35
	850m 9:17.48	900m 9:51.02	950m 10:24.61	1000m 10:58.13	1050m 11:31.79	1100m 12:05.53	1150m 12:39.07	1200m 13:12.73
	33.43	33.54	33.59	33.52	33.66	33.74	33.54	33.66
	1250m 13:46.34	1300m 14:20.29	1350m 14:54.01	1400m 15:27.84	1450m 16:01.13			
	33.61	33.95	33.72	33.83	33.29	32.06		
<b>6</b>	<b>1</b>	<b>5</b>	<b>PONSELE Aurora</b>	<b>1992</b>	<b>ITA</b>	<b>0.72</b>	<b>16:34.36</b>	<b>10.99 Q</b>
	50m 30.73	100m 1:03.38	150m 1:36.35	200m 2:09.37	250m 2:42.42	300m 3:15.60	350m 3:48.76	400m 4:21.88
		32.65	32.97	33.02	33.05	33.18	33.16	33.12
	450m 4:54.97	500m 5:27.79	550m 6:00.47	600m 6:33.20	650m 7:06.04	700m 7:38.95	750m 8:11.90	800m 8:44.83
	33.09	32.82	32.68	32.73	32.84	32.91	32.95	32.93
	850m 9:18.24	900m 9:51.20	950m 10:24.51	1000m 10:57.71	1050m 11:31.08	1100m 12:04.42	1150m 12:38.18	1200m 13:12.00
	33.41	32.96	33.31	33.20	33.37	33.34	33.76	33.82
	1250m 13:45.95	1300m 14:19.33	1350m 14:53.20	1400m 15:27.05	1450m 16:01.12			
	33.95	33.38	33.87	33.85	34.07	33.24		

Timing and Results provided by  **TISSOT**



**Heats**

Rank	Heat	Lane	Name	Year of Birth	Country Code	R.T.	Time	Time Behind
<b>7</b>	<b>2</b>	<b>4</b>	<b>WALKER Jessica</b>	<b>1989</b>	<b>AUS</b>	<b>0.73</b>	<b>16:55.24</b>	<b>31.87 Q</b>
	50m 31.07	100m 1:04.38	150m 1:38.38	200m 2:12.33	250m 2:46.36	300m 3:20.39	350m 3:54.61	400m 4:28.79
		33.31	34.00	33.95	34.03	34.03	34.22	34.18
	450m 5:03.08	500m 5:37.21	550m 6:11.45	600m 6:45.60	650m 7:19.83	700m 7:54.09	750m 8:28.31	800m 9:02.36
	34.29	34.13	34.24	34.15	34.23	34.26	34.22	34.05
	850m 9:36.64	900m 10:10.53	950m 10:44.53	1000m 11:18.60	1050m 11:52.64	1100m 12:26.72	1150m 13:00.61	1200m 13:34.46
	34.28	33.89	34.00	34.07	34.04	34.08	33.89	33.85
	1250m 14:08.49	1300m 14:42.22	1350m 15:15.92	1400m 15:49.61	1450m 16:22.88			
	34.03	33.73	33.70	33.69	33.27	32.36		
<b>8</b>	<b>1</b>	<b>6</b>	<b>DASCA ROMEU Claudia</b>	<b>1994</b>	<b>ESP</b>	<b>0.75</b>	<b>16:57.58</b>	<b>34.21 Q</b>
	50m 30.67	100m 1:03.37	150m 1:36.23	200m 2:09.59	250m 2:42.71	300m 3:15.76	350m 3:49.09	400m 4:22.13
		32.70	32.86	33.36	33.12	33.05	33.33	33.04
	450m 4:55.30	500m 5:28.29	550m 6:01.19	600m 6:34.44	650m 7:07.85	700m 7:41.46	750m 8:15.32	800m 8:49.41
	33.17	32.99	32.90	33.25	33.41	33.61	33.86	34.09
	850m 9:23.52	900m 9:57.90	950m 10:32.45	1000m 11:07.30	1050m 11:42.10	1100m 12:16.85	1150m 12:52.15	1200m 13:27.25
	34.11	34.38	34.55	34.85	34.80	34.75	35.30	35.10
	1250m 14:02.66	1300m 14:37.78	1350m 15:13.06	1400m 15:48.36	1450m 16:23.38			
	35.41	35.12	35.28	35.30	35.02	34.20		
<b>9</b>	<b>2</b>	<b>1</b>	<b>KAT Caitlin</b>	<b>1993</b>	<b>RSA</b>	<b>0.90</b>	<b>17:02.91</b>	<b>39.54</b>
	50m 30.92	100m 1:04.44	150m 1:38.70	200m 2:13.14	250m 2:47.37	300m 3:21.93	350m 3:56.29	400m 4:30.90
		33.52	34.26	34.44	34.23	34.56	34.36	34.61
	450m 5:05.26	500m 5:39.43	550m 6:13.54	600m 6:47.68	650m 7:21.69	700m 7:55.77	750m 8:29.54	800m 9:03.44
	34.36	34.17	34.11	34.14	34.01	34.08	33.77	33.90
	850m 9:37.56	900m 10:11.85	950m 10:46.05	1000m 11:20.54	1050m 11:54.84	1100m 12:29.17	1150m 13:03.52	1200m 13:38.18
	34.12	34.29	34.20	34.49	34.30	34.33	34.35	34.66
	1250m 14:12.51	1300m 14:47.10	1350m 15:21.28	1400m 15:55.82	1450m 16:30.13			
	34.33	34.59	34.18	34.54	34.31	32.78		
<b>10</b>	<b>1</b>	<b>2</b>	<b>CUTTING Leah</b>	<b>1992</b>	<b>AUS</b>	<b>0.90</b>	<b>17:12.05</b>	<b>48.68</b>
	50m 30.74	100m 1:03.91	150m 1:37.64	200m 2:11.50	250m 2:45.30	300m 3:19.31	350m 3:53.39	400m 4:27.66
		33.17	33.73	33.86	33.80	34.01	34.08	34.27
	450m 5:01.72	500m 5:35.92	550m 6:10.38	600m 6:44.70	650m 7:19.40	700m 7:53.74	750m 8:28.11	800m 9:02.88
	34.06	34.20	34.46	34.32	34.70	34.34	34.37	34.77
	850m 9:37.44	900m 10:12.08	950m 10:47.01	1000m 11:21.80	1050m 11:56.69	1100m 12:31.71	1150m 13:06.81	1200m 13:41.85
	34.56	34.64	34.93	34.79	34.89	35.02	35.10	35.04
	1250m 14:17.32	1300m 14:52.47	1350m 15:27.78	1400m 16:03.12	1450m 16:38.25			
	35.47	35.15	35.31	35.34	35.13	33.80		
<b>11</b>	<b>1</b>	<b>7</b>	<b>TAMMADGE Roxanne</b>	<b>1991</b>	<b>RSA</b>	<b>0.74</b>	<b>17:14.69</b>	<b>51.32</b>
	50m 31.42	100m 1:05.21	150m 1:39.68	200m 2:14.33	250m 2:49.20	300m 3:24.05	350m 3:58.66	400m 4:33.45
		33.79	34.47	34.65	34.87	34.85	34.61	34.79
	450m 5:08.23	500m 5:43.18	550m 6:17.52	600m 6:52.07	650m 7:26.51	700m 8:01.29	750m 8:35.70	800m 9:10.46
	34.78	34.95	34.34	34.55	34.44	34.78	34.41	34.76
	850m 9:44.94	900m 10:19.86	950m 10:54.67	1000m 11:29.38	1050m 12:04.13	1100m 12:38.82	1150m 13:13.62	1200m 13:48.44
	34.48	34.92	34.81	34.71	34.75	34.69	34.80	34.82
	1250m 14:22.89	1300m 14:57.52	1350m 15:32.35	1400m 16:07.03	1450m 16:41.41			
	34.45	34.63	34.83	34.68	34.38	33.28		
<b>12</b>	<b>2</b>	<b>7</b>	<b>WEBBY Charlotte</b>	<b>1988</b>	<b>NZL</b>	<b>0.82</b>	<b>17:39.93</b>	<b>1:16.56</b>
	50m 31.77	100m 1:06.36	150m 1:41.24	200m 2:15.88	250m 2:50.78	300m 3:25.74	350m 4:00.97	400m 4:36.30
		34.59	34.88	34.64	34.90	34.96	35.23	35.33
	450m 5:11.61	500m 5:47.08	550m 6:22.49	600m 6:58.47	650m 7:34.07	700m 8:09.65	750m 8:45.17	800m 9:20.92
	35.31	35.47	35.41	35.98	35.60	35.58	35.52	35.75
	850m 9:56.41	900m 10:32.08	950m 11:07.76	1000m 11:43.59	1050m 12:18.99	1100m 12:54.99	1150m 13:30.60	1200m 14:06.55
	35.49	35.67	35.68	35.83	35.40	36.00	35.61	35.95
	1250m 14:42.15	1300m 15:18.14	1350m 15:53.97	1400m 16:29.77	1450m 17:05.55			
	35.60	35.99	35.83	35.80	35.78	34.38		
<b>13</b>	<b>2</b>	<b>8</b>	<b>LORSCHAITTER Betina</b>	<b>1990</b>	<b>BRA</b>	<b>0.79</b>	<b>18:01.35</b>	<b>1:37.98</b>
	50m 32.73	100m 1:07.98	150m 1:43.66	200m 2:19.18	250m 2:55.03	300m 3:31.08	350m 4:07.28	400m 4:43.53
		35.25	35.68	35.52	35.85	36.05	36.20	36.25
	450m 5:19.74	500m 5:55.86	550m 6:32.30	600m 7:08.53	650m 7:44.76	700m 8:21.14	750m 8:57.59	800m 9:34.29
	36.21	36.12	36.44	36.23	36.23	36.38	36.45	36.70
	850m 10:10.87	900m 10:47.43	950m 11:23.90	1000m 12:00.34	1050m 12:36.53	1100m 13:13.09	1150m 13:49.35	1200m 14:25.57
	36.58	36.56	36.47	36.44	36.19	36.56	36.26	36.22
	1250m 15:01.88	1300m 15:38.40	1350m 16:14.72	1400m 16:50.92	1450m 17:26.57			
	36.31	36.52	36.32	36.20	35.65	34.78		




Heats

Rank	Heat	Lane	Name	Year of Birth	Country Code	R.T.	Time	Time Behind
<b>14</b>	<b>1</b>	<b>8</b>	<b>JARAMILLO Paola Andrea</b>	1992	COL	0.80	<b>19:53.46</b>	3:30.09
	50m 32.15	100m 1:08.11	150m 1:45.40	200m 2:23.15	250m 3:01.81	300m 3:40.67	350m 4:20.47	400m 5:00.19
		35.96	37.29	37.75	38.66	38.86	39.80	39.72
	450m 5:40.18	500m 6:20.47	550m 7:00.75	600m 7:40.58	650m 8:20.85	700m 9:01.37	750m 9:42.01	800m 10:22.78
	39.99	40.29	40.28	39.83	40.27	40.52	40.64	40.77
	850m 11:03.76	900m 11:44.73	950m 12:25.30	1000m 13:06.22	1050m 13:47.17	1100m 14:28.11	1150m 15:08.84	1200m 15:49.82
	40.98	40.97	40.57	40.92	40.95	40.94	40.73	40.98
	1250m 16:30.62	1300m 17:11.41	1350m 17:52.90	1400m 18:33.29	1450m 19:14.13			
	40.80	40.79	41.49	40.39	40.84	39.33		
	2	6	<b>GILCHRIST Megan</b>	1990	GBR		<b>DNS</b>	
	1	1	<b>RYBAROVA Silvie</b>	1985	CZE		<b>DSQ</b>	

LEGEND

**DNS** Did not start      **DSQ** Disqualified      **Q** Qualified for the next phase      **R.T.** Reaction time

Timing and Results provided by  **TISSOT**





## Results

Результаты

### EVENT NO. 20

	Record	Splits	Name	Country	Location	Date
<b>WR</b>	15:42.54	1:00.49 2:03.46 4:09.87 8:22.57	ZIEGLER Kate	USA	Mission Viejo (USA)	17 JUN 2007
<b>UR</b>	16:05.90	1:01.20 2:05.21 4:14.05 8:31.60	RIGAMONTI Flavia	SUI	Bangkok (THA)	13 AUG 2007

#### Heat 1 of 2

Rank	Lane	Name	Country Code	R.T.	Time	Time Behind
<b>1</b>	<b>3</b>	<b>PEACOCK Stephanie</b>	<b>USA</b>	<b>0.87</b>	<b>16:23.37</b>	
		50m (1) 30.66			100m (3) 1:03.48	150m (3) 1:36.46
		32.74			32.82	32.98
		32.43			32.98	32.70
		32.87			32.46	32.45
					33.07	32.89
					33.15	33.29
					33.16	33.26
					32.99	33.30
					32.74	32.82
					32.64	32.83
					33.15	32.94
					32.99	33.15
					32.74	32.82
					32.64	32.83
					33.15	32.94
					32.99	33.15
					32.74	32.82
					32.64	32.83
					33.15	32.94
					32.99	33.15
					32.74	32.82
					32.64	32.83
					33.15	32.94
					32.99	33.15
					32.74	32.82
					32.64	32.83
					33.15	32.94
					32.99	33.15
					32.74	32.82
					32.64	32.83
					33.15	32.94
					32.99	33.15
					32.74	32.82
					32.64	32.83
					33.15	32.94
					32.99	33.15
					32.74	32.82
					32.64	32.83
					33.15	32.94
					32.99	33.15
					32.74	32.82
					32.64	32.83
					33.15	32.94
					32.99	33.15
					32.74	32.82
					32.64	32.83
					33.15	32.94
					32.99	33.15
					32.74	32.82
					32.64	32.83
					33.15	32.94
					32.99	33.15
					32.74	32.82
					32.64	32.83
					33.15	32.94
					32.99	33.15
					32.74	32.82
					32.64	32.83
					33.15	32.94
					32.99	33.15
					32.74	32.82
					32.64	32.83
					33.15	32.94
					32.99	33.15
					32.74	32.82
					32.64	32.83
					33.15	32.94
					32.99	33.15
					32.74	32.82
					32.64	32.83
					33.15	32.94
					32.99	33.15
					32.74	32.82
					32.64	32.83
					33.15	32.94
					32.99	33.15
					32.74	32.82
					32.64	32.83
					33.15	32.94
					32.99	33.15
					32.74	32.82
					32.64	32.83
					33.15	32.94
					32.99	33.15
					32.74	32.82
					32.64	32.83
					33.15	32.94
					32.99	33.15
					32.74	32.82
					32.64	32.83
					33.15	32.94
					32.99	33.15
					32.74	32.82
					32.64	32.83
					33.15	32.94
					32.99	33.15
					32.74	32.82
					32.64	32.83
					33.15	32.94
					32.99	33.15
					32.74	32.82
					32.64	32.83
					33.15	32.94
					32.99	33.15
					32.74	32.82
					32.64	32.83
					33.15	32.94
					32.99	33.15
					32.74	32.82
					32.64	32.83
					33.15	32.94
					32.99	33.15
					32.74	32.82
					32.64	32.83
					33.15	32.94
					32.99	33.15
					32.74	32.82
					32.64	32.83
					33.15	32.94
					32.99	33.15
					32.74	32.82
					32.64	32.83
					33.15	32.94
					32.99	33.15
					32.74	32.82
					32.64	32.83
					33.15	32.94
					32.99	33.15
					32.74	32.82
					32.64	32.83
					33.15	32.94
					32.99	33.15
					32.74	32.82
					32.64	32.83
					33.15	32.94
					32.99	33.15
					32.74	32.82
					32.64	32.83
					33.15	32.94
					32.99	33.15
					32.74	32.82
					32.64	32.83
					33.15	32.94
					32.99	33.15
					32.74	32.82
					32.64	32.83
					33.15	32.94
					32.99	33.15
					32.74	32.82
					32.64	32.83
					33.15	32.94
					32.99	33.15
					32.74	32.82
					32.64	32.83
					33.15	32.94
					32.99	33.15
					32.74	32.82
					32.64	32.83
					33.15	32.94
					32.99	33.15
					32.74	32.82
					32.64	32.83
					33.15	32.94
					32.99	33.15
					32.74	32.82
					32.64	32.83
					33.15	32.94
					32.99	33.15
					32.74	32.82
					32.64	32.83
					33.15	32.94
					32.99	33.15
					32.74	32.82
					32.64	32.83
					33.15	32.94
					32.99	33.15
					32.74	32.82
					32.64	32.83
					33.15	32.94
					32.99	33.15
					32.74	32.82
					32.64	32.83
					33.15	32.94
					32.99	33.15
					32.74	32.82
					32.64	32.83
					33.15	32.94
					32.99	33.15
					32.74	32.82
					32.64	32.83
					33.15	32.94
					32.99	33.15
					32.74	32.82
					32.64	32.83
					33.15	32.94
					32.99	33.15
					32.74	32.82
					32.64	32.83
					33.15	32.94
					32.99	33.15
					32.74	32.82
					32.64	32.83
					33.15	32.94
					32.99	33.15
					32.74	32.82
					32.64	32.83
					33.15	32.94
					32.99	33.15
					32.74	32.82
					32.64	32.83





## Results

Результаты

### EVENT NO. 20

	Record	Splits	Name	Country	Location	Date
WR	15:42.54	1:00.49 2:03.46 4:09.87 8:22.57	ZIEGLER Kate	USA	Mission Viejo (USA)	17 JUN 2007
UR	16:05.90	1:01.20 2:05.21 4:14.05 8:31.60	RIGAMONTI Flavia	SUI	Bangkok (THA)	13 AUG 2007

#### Heat 2 of 2

Rank	Lane	Name	Country Code	R.T.	Time	Time Behind										
<b>1</b>	<b>5</b>	<b>CARAMIGNOLI Martina Rita</b>	<b>ITA</b>	<b>0.81</b>	<b>16:28.52</b>											
	50m (5)	31.16	100m (5)	1:04.87	150m (3)	1:38.29	200m (3)	2:11.61	250m (3)	2:44.75	300m (3)	3:18.10	350m (3)	3:51.16	400m (3)	4:23.98
	450m (3)	4:57.13	500m (3)	5:29.95	550m (3)	6:02.78	600m (3)	6:35.67	650m (3)	7:08.73	700m (3)	7:41.64	750m (3)	8:14.58	800m (2)	8:47.52
		33.15		32.82		32.83		32.89		33.06		32.91		32.94		32.94
	850m (2)	9:20.38	900m (2)	9:53.10	950m (2)	10:25.84	1000m (2)	10:58.73	1050m (1)	11:31.74	1100m (1)	12:04.64	1150m (1)	12:37.49	1200m (1)	13:10.38
		32.86		32.72		32.74		32.89		33.01		32.90		32.85		32.89
	1250m (1)	13:43.53	1300m (1)	14:16.59	1350m (1)	14:50.17	1400m (1)	15:23.28	1450m (1)	15:56.37						
		33.15		33.06		33.58		33.11		33.09		32.15				
<b>2</b>	<b>2</b>	<b>HASSLER Julia</b>	<b>LIE</b>	<b>0.86</b>	<b>16:31.32</b>	<b>2.80</b>										
	50m (2)	30.16	100m (2)	1:03.07	150m (2)	1:36.24	200m (2)	2:09.80	250m (2)	2:43.02	300m (2)	3:16.11	350m (2)	3:49.04	400m (2)	4:22.43
				32.91		33.17		33.56		33.22		33.09		32.93		33.39
	450m (2)	4:55.44	500m (2)	5:28.71	550m (2)	6:01.70	600m (2)	6:34.82	650m (2)	7:08.09	700m (2)	7:41.25	750m (2)	8:14.35	800m (3)	8:47.58
		33.01		33.27		32.99		33.12		33.27		33.16		33.10		33.23
	850m (3)	9:20.77	900m (3)	9:53.85	950m (3)	10:27.05	1000m (3)	11:00.38	1050m (3)	11:33.58	1100m (3)	12:07.04	1150m (3)	12:40.19	1200m (3)	13:13.73
		33.19		33.08		33.20		33.33		33.20		33.46		33.15		33.54
	1250m (3)	13:47.12	1300m (3)	14:20.42	1350m (2)	14:53.65	1400m (2)	15:26.80	1450m (2)	15:59.40						
		33.39		33.30		33.23		33.15		32.60		31.92				
<b>3</b>	<b>3</b>	<b>KOGUCHI Ayano</b>	<b>JPN</b>	<b>0.73</b>	<b>16:33.19</b>	<b>4.67</b>										
	50m (1)	29.82	100m (1)	1:02.10	150m (1)	1:34.76	200m (1)	2:07.59	250m (1)	2:40.52	300m (1)	3:13.47	350m (1)	3:46.56	400m (1)	4:19.58
				32.28		32.66		32.83		32.93		32.95		33.09		33.02
	450m (1)	4:52.42	500m (1)	5:25.46	550m (1)	5:58.54	600m (1)	6:31.63	650m (1)	7:04.47	700m (1)	7:37.39	750m (1)	8:10.70	800m (1)	8:44.05
		32.84		33.04		33.08		33.09		32.84		32.92		33.31		33.35
	850m (1)	9:17.48	900m (1)	9:51.02	950m (1)	10:24.61	1000m (1)	10:58.13	1050m (2)	11:31.79	1100m (2)	12:05.53	1150m (2)	12:39.07	1200m (2)	13:12.73
		33.43		33.54		33.59		33.52		33.66		33.74		33.54		33.66
	1250m (2)	13:46.34	1300m (2)	14:20.29	1350m (3)	14:54.01	1400m (3)	15:27.84	1450m (3)	16:01.13						
		33.61		33.95		33.72		33.83		33.29		32.06				
<b>4</b>	<b>4</b>	<b>WALKER Jessica</b>	<b>AUS</b>	<b>0.73</b>	<b>16:55.24</b>	<b>26.72</b>										
	50m (4)	31.07	100m (3)	1:04.38	150m (4)	1:38.38	200m (4)	2:12.33	250m (4)	2:46.36	300m (4)	3:20.39	350m (4)	3:54.61	400m (4)	4:28.79
				33.31		34.00		33.95		34.03		34.03		34.22		34.18
	450m (4)	5:03.08	500m (4)	5:37.21	550m (4)	6:11.45	600m (4)	6:45.60	650m (4)	7:19.83	700m (4)	7:54.09	750m (4)	8:28.31	800m (4)	9:02.36
		34.29		34.13		34.24		34.15		34.23		34.26		34.22		34.05
	850m (4)	9:36.64	900m (4)	10:10.53	950m (4)	10:44.53	1000m (4)	11:18.60	1050m (4)	11:52.64	1100m (4)	12:26.72	1150m (4)	13:00.61	1200m (4)	13:34.46
		34.28		33.89		34.00		34.07		34.04		34.08		33.89		33.85
	1250m (4)	14:08.49	1300m (4)	14:42.22	1350m (4)	15:15.92	1400m (4)	15:49.61	1450m (4)	16:22.88						
		34.03		33.73		33.70		33.69		33.27		32.36				
<b>5</b>	<b>1</b>	<b>KAT Caitlin</b>	<b>RSA</b>	<b>0.90</b>	<b>17:02.91</b>	<b>34.39</b>										
	50m (3)	30.92	100m (4)	1:04.44	150m (5)	1:38.70	200m (5)	2:13.14	250m (5)	2:47.37	300m (5)	3:21.93	350m (5)	3:56.29	400m (5)	4:30.90
				33.52		34.26		34.44		34.23		34.56		34.36		34.61
	450m (5)	5:05.26	500m (5)	5:39.43	550m (5)	6:13.54	600m (5)	6:47.68	650m (5)	7:21.69	700m (5)	7:55.77	750m (5)	8:29.54	800m (5)	9:03.44
		34.36		34.17		34.11		34.14		34.01		34.08		33.77		33.90
	850m (5)	9:37.56	900m (5)	10:11.85	950m (5)	10:46.05	1000m (5)	11:20.54	1050m (5)	11:54.84	1100m (5)	12:29.17	1150m (5)	13:03.52	1200m (5)	13:38.18
		34.12		34.29		34.20		34.49		34.30		34.33		34.35		34.66
	1250m (5)	14:12.51	1300m (5)	14:47.10	1350m (5)	15:21.28	1400m (5)	15:55.82	1450m (5)	16:30.13						
		34.33		34.59		34.18		34.54		34.31		32.78				
<b>6</b>	<b>7</b>	<b>WEBBY Charlotte</b>	<b>NZL</b>	<b>0.82</b>	<b>17:39.93</b>	<b>1:11.41</b>										
	50m (6)	31.77	100m (6)	1:06.36	150m (6)	1:41.24	200m (6)	2:15.88	250m (6)	2:50.78	300m (6)	3:25.74	350m (6)	4:00.97	400m (6)	4:36.30
				34.59		34.88		34.64		34.90		34.96		35.23		35.33
	450m (6)	5:11.61	500m (6)	5:47.08	550m (6)	6:22.49	600m (6)	6:58.47	650m (6)	7:34.07	700m (6)	8:09.65	750m (6)	8:45.17	800m (6)	9:20.92
		35.31		35.47		35.41		35.98		35.60		35.58		35.52		35.75
	850m (6)	9:56.41	900m (6)	10:32.08	950m (6)	11:07.76	1000m (6)	11:43.59	1050m (6)	12:18.99	1100m (6)	12:54.99	1150m (6)	13:30.60	1200m (6)	14:06.55
		35.49		35.67		35.68		35.83		35.40		36.00		35.61		35.95
	1250m (6)	14:42.15	1300m (6)	15:18.14	1350m (6)	15:53.97	1400m (6)	16:29.77	1450m (6)	17:05.55						
		35.60		35.99		35.83		35.80		35.78		34.38				
<b>7</b>	<b>8</b>	<b>LORSCHTEITNER Betina</b>	<b>BRA</b>	<b>0.79</b>	<b>18:01.35</b>	<b>1:32.83</b>										
	50m (7)	32.73	100m (7)	1:07.98	150m (7)	1:43.66	200m (7)	2:19.18	250m (7)	2:55.03	300m (7)	3:31.08	350m (7)	4:07.28	400m (7)	4:43.53
				35.25		35.68		35.52		35.85		36.05		36.20		36.25
	450m (7)	5:19.74	500m (7)	5:55.86	550m (7)	6:32.30	600m (7)	7:08.53	650m (7)	7:44.76	700m (7)	8:21.14	750m (7)	8:57.59	800m (7)	9:34.29
		36.21		36.12		36.44		36.23		36.23		36.38		36.45		36.70
	850m (7)	10:10.87	900m (7)	10:47.43	950m (7)	11:23.90	1000m (7)	12:00.34	1050m (7)	12:36.53	1100m (7)	13:13.09	1150m (7)	13:49.35	1200m (7)	14:25.57
		36.58		36.56		36.47		36.44		36.19		36.56		36.26		36.22
	1250m (7)	15:01.88	1300m (7)	15:38.40	1350m (7)	16:14.72	1400m (7)	16:50.92	1450m (7)	17:26.57						
		36.31		36.52		36.32		36.20		35.65		34.78				
<b>6</b>	<b>GILCHRIST Megan</b>		<b>GBR</b>													<b>DNS</b>

#### LEGEND

DNS Did not start

R.T. Reaction time

Timing and Results provided by 



# Result Book

27th Summer Universiade in Kazan 2013



## Swimming

Women's 1500m Freestyle Final





## Start List

Стартовый список

### EVENT NO. 20

	Record	Splits				Name	Country	Location	Date
<b>WR</b>	15:42.54	1:00.49	2:03.46	4:09.87	8:22.57	ZIEGLER Kate	USA	Mission Viejo (USA)	17 JUN 2007
<b>UR</b>	16:05.90	1:01.20	2:05.21	4:14.05	8:31.60	RIGAMONTI Flavia	SUI	Bangkok (THA)	13 AUG 2007

### Final

Lane	Name	Country	Year of Birth	Qualifying Time	Time	Rank
1	<b>WALKER Jessica</b>	AUS	1989	16:55.24		
2	<b>KOGUCHI Ayano</b>	JPN	1991	16:33.19		
3	<b>STEENVOORDEN Ashley</b>	USA	1990	16:28.94		
4	<b>PEACOCK Stephanie</b>	USA	1992	16:23.37		
5	<b>CARAMIGNOLI Martina Rita</b>	ITA	1991	16:28.52		
6	<b>HASSLER Julia</b>	LIE	1993	16:31.32		
7	<b>PONSELE Aurora</b>	ITA	1992	16:34.36		
8	<b>DASCA ROMEU Claudia</b>	ESP	1994	16:57.58		


### Reserves

Lane	Name	Country	Year of Birth	Qualifying Time	Time	Rank
	<b>KAT Caitlin</b>	RSA	1993	17:02.91		
	<b>CUTTING Leah</b>	AUS	1992	17:12.05		

### LEGEND

**UR** Universiade record

**WR** World record

Timing and Results provided by  **TISSOT**



## Results

Результаты

### EVENT NO. 20

	Record	Splits	Name	Country	Location	Date
<b>WR</b>	15:42.54	1:00.49 2:03.46 4:09.87 8:22.57	ZIEGLER Kate	USA	Mission Viejo (USA)	17 JUN 2007
<b>UR</b>	16:05.90	1:01.20 2:05.21 4:14.05 8:31.60	RIGAMONTI Flavia	SUI	Bangkok (THA)	13 AUG 2007

#### Final

Rank	Lane	Name	Country Code	R.T.	Time	Time Behind
<b>1</b>	<b>4</b>	<b>PEACOCK Stephanie</b>	<b>USA</b>	<b>0.86</b>	<b>16:04.44</b>	<b>UR</b>
		50m (1) 30.07 100m (1) 1:02.66 150m (1) 1:35.35 200m (1) 2:08.18 250m (1) 2:40.99 300m (1) 3:13.79 350m (1) 3:46.47 400m (1) 4:19.23				
		450m (1) 4:51.67 500m (1) 5:24.10 550m (1) 5:56.59 600m (1) 6:29.02 650m (1) 7:01.48 700m (1) 7:33.85 750m (1) 8:06.23 800m (1) 8:38.53				
		850m (1) 9:10.60 900m (1) 9:42.73 950m (1) 10:14.71 1000m (1) 10:46.75 1050m (1) 11:18.61 1100m (1) 11:50.53 1150m (1) 12:22.45 1200m (1) 12:54.23				
		1250m (1) 13:26.10 1300m (1) 13:57.80 1350m (1) 14:29.52 1400m (1) 15:01.11 1450m (1) 15:33.00 31.89 31.92				
<b>2</b>	<b>3</b>	<b>STEENVOORDEN Ashley</b>	<b>USA</b>	<b>0.83</b>	<b>16:07.89</b>	<b>3.45</b>
		50m (3) 30.33 100m (2) 1:03.01 150m (3) 1:35.62 200m (3) 2:08.55 250m (3) 2:41.27 300m (3) 3:14.14 350m (2) 3:46.80 400m (3) 4:19.50				
		450m (2) 4:51.92 500m (2) 5:24.48 550m (2) 5:56.85 600m (2) 6:29.38 650m (2) 7:01.67 700m (2) 7:34.22 750m (2) 8:06.40 800m (2) 8:38.74				
		850m (2) 9:10.80 900m (2) 9:43.05 950m (2) 10:14.99 1000m (2) 10:47.22 1050m (2) 11:19.07 1100m (2) 11:51.34 1150m (2) 12:23.39 1200m (2) 12:55.85				
		1250m (2) 13:27.95 1300m (2) 14:00.26 1350m (2) 14:32.41 1400m (2) 15:04.73 1450m (2) 15:36.73 32.06 31.16				
<b>3</b>	<b>5</b>	<b>CARAMIGNOLI Martina Rita</b>	<b>ITA</b>	<b>0.76</b>	<b>16:19.71</b>	<b>15.27</b>
		50m (6) 30.50 100m (5) 1:03.17 150m (2) 1:35.54 200m (2) 2:08.40 250m (2) 2:41.26 300m (2) 3:14.09 350m (3) 3:46.90 400m (2) 4:19.47				
		450m (3) 4:52.11 500m (3) 5:24.53 550m (3) 5:57.12 600m (3) 6:29.58 650m (3) 7:02.15 700m (3) 7:34.57 750m (3) 8:07.38 800m (3) 8:39.71				
		850m (3) 9:12.61 900m (3) 9:45.31 950m (3) 10:18.31 1000m (3) 10:51.19 1050m (3) 11:24.47 1100m (3) 11:57.57 1150m (3) 12:30.77 1200m (3) 13:03.52				
		1250m (3) 13:36.53 1300m (3) 14:09.39 1350m (3) 14:42.43 1400m (3) 15:15.41 1450m (3) 15:48.27 33.01 31.44				
<b>4</b>	<b>7</b>	<b>PONSELE Aurora</b>	<b>ITA</b>	<b>0.74</b>	<b>16:24.07</b>	<b>19.63</b>
		50m (2) 30.32 100m (3) 1:03.02 150m (4) 1:35.64 200m (4) 2:08.78 250m (6) 2:41.83 300m (5) 3:14.94 350m (5) 3:47.99 400m (5) 4:21.00				
		450m (5) 4:53.93 500m (5) 5:26.93 550m (5) 5:59.71 600m (5) 6:32.68 650m (5) 7:05.47 700m (5) 7:38.46 750m (5) 8:11.22 800m (5) 8:44.14				
		850m (5) 9:16.96 900m (5) 9:49.86 950m (5) 10:22.60 1000m (4) 10:55.59 1050m (4) 11:28.69 1100m (4) 12:01.76 1150m (4) 12:34.80 1200m (4) 13:07.70				
		1250m (4) 13:40.85 1300m (4) 14:14.07 1350m (4) 14:46.83 1400m (4) 15:19.55 1450m (4) 15:52.03 33.15 32.04				
<b>5</b>	<b>6</b>	<b>HASSLER Julia</b>	<b>LIE</b>	<b>0.89</b>	<b>16:25.66</b>	<b>21.22</b>
		50m (8) 30.70 100m (6) 1:03.31 150m (6) 1:36.04 200m (6) 2:08.93 250m (5) 2:41.82 300m (4) 3:14.80 350m (4) 3:47.55 400m (4) 4:20.50				
		450m (4) 4:53.16 500m (4) 5:25.94 550m (4) 5:58.66 600m (4) 6:31.49 650m (4) 7:04.34 700m (4) 7:37.31 750m (4) 8:10.41 800m (4) 8:43.44				
		850m (4) 9:16.30 900m (4) 9:49.43 950m (4) 10:22.50 1000m (5) 10:55.70 1050m (5) 11:28.90 1100m (5) 12:01.99 1150m (5) 12:35.18 1200m (5) 13:08.25				
		1250m (5) 13:41.32 1300m (5) 14:14.39 1350m (5) 14:47.54 1400m (5) 15:20.63 1450m (5) 15:53.68 33.07 31.98				
<b>6</b>	<b>2</b>	<b>KOGUCHI Ayano</b>	<b>JPN</b>	<b>0.76</b>	<b>16:35.95</b>	<b>31.51</b>
		50m (5) 30.45 100m (7) 1:03.45 150m (7) 1:36.86 200m (7) 2:10.49 250m (7) 2:44.03 300m (7) 3:17.58 350m (7) 3:50.92 400m (7) 4:24.37				
		450m (7) 4:57.64 500m (7) 5:30.91 550m (7) 6:04.06 600m (7) 6:37.15 650m (7) 7:10.67 700m (7) 7:43.99 750m (7) 8:17.22 800m (7) 8:50.69				
		850m (7) 9:24.07 900m (7) 9:57.56 950m (7) 10:31.05 1000m (7) 11:04.40 1050m (7) 11:37.85 1100m (7) 12:11.13 1150m (7) 12:44.58 1200m (7) 13:18.15				
		1250m (7) 13:51.50 1300m (7) 14:25.05 1350m (7) 14:58.26 1400m (6) 15:31.66 1450m (6) 16:04.43 33.35 31.52				
<b>7</b>	<b>8</b>	<b>DASCA ROMEU Claudia</b>	<b>ESP</b>	<b>0.71</b>	<b>16:39.82</b>	<b>35.38</b>
		50m (4) 30.41 100m (4) 1:03.15 150m (5) 1:36.02 200m (5) 2:08.92 250m (4) 2:41.80 300m (6) 3:15.04 350m (6) 3:48.03 400m (6) 4:21.22				
		450m (6) 4:54.20 500m (6) 5:27.44 550m (6) 6:00.35 600m (6) 6:33.32 650m (6) 7:06.33 700m (6) 7:39.58 750m (6) 8:12.77 800m (6) 8:45.88				
		850m (6) 9:19.20 900m (6) 9:52.76 950m (6) 10:26.19 1000m (6) 10:59.91 1050m (6) 11:33.51 1100m (6) 12:07.23 1150m (6) 12:41.12 1200m (6) 13:15.33				
		1250m (6) 13:49.48 1300m (6) 14:23.68 1350m (6) 14:58.10 1400m (7) 15:32.50 1450m (7) 16:06.54 34.15 33.28				
<b>8</b>	<b>1</b>	<b>WALKER Jessica</b>	<b>AUS</b>	<b>0.80</b>	<b>16:48.80</b>	<b>44.36</b>
		50m (7) 30.54 100m (8) 1:03.56 150m (8) 1:37.07 200m (8) 2:10.62 250m (8) 2:44.42 300m (8) 3:18.17 350m (8) 3:51.62 400m (8) 4:25.51				
		450m (8) 4:59.09 500m (8) 5:32.85 550m (8) 6:06.51 600m (8) 6:40.32 650m (8) 7:14.18 700m (8) 7:48.10 750m (8) 8:22.00 800m (8) 8:55.99				
		850m (8) 9:29.90 900m (8) 10:04.11 950m (8) 10:38.19 1000m (8) 11:12.40 1050m (8) 11:46.17 1100m (8) 12:20.07 1150m (8) 12:53.77 1200m (8) 13:27.72				
		1250m (8) 14:01.58 1300m (8) 14:35.52 1350m (8) 15:09.39 1400m (8) 15:43.15 1450m (8) 16:16.89 33.86 33.74				

#### LEGEND

R.T. Reaction time      UR Universiade record

Timing and Results provided by  **TISSOT**





# Result Book

27th Summer Universiade in Kazan 2013



## Swimming

Women's 50m Butterfly





## Entry List by Event

Список заявок по дисциплинам


As of WED 10 JUL 2013

EVENT NO. 2

	Record	Name	Country	Location	Date
<b>WR</b>	25.07	ALSHAMMAR Therese	SWE	Rome (ITA)	31 JUL 2009
<b>CR</b>	25.97	KHAKHLOVA Sviatlana	BLR	Belgrade (SRB)	6 JUL 2009

Number of entries: 49

Name	Country Code	Year of Birth	Location of Qualification	Date of Qualification	Qualifying Time
1 SAVARD Katerine	CAN	1993			26.20
2 HERASIMENIA Aliaksandra	BLR	1985			26.32
3 TSVETKOVA Darya	RUS	1995			26.41
4 MEE Nicole	AUS	1992			26.53
5 SANTAMANS Anna	FRA	1993			26.53
6 GEMO Elena	ITA	1987			26.65
7 MAINVILLE Sandrine	CAN	1992			26.65
8 DI PIETRO Silvia	ITA	1993			26.75
9 BARRATT Holly	AUS	1988			26.85
10 AGO Misaki	JPN	1992			26.89
11 LIAZEVA Anastasiia	RUS	1992			26.95
12 KOBNA Nadiia	UKR	1995			27.04
13 MAREE Trudi	RSA	1988			27.06
14 GUO Fan	CHN	1990			27.07
15 SCHMIEDEL Paulina	GER	1993			27.08
16 KOROL Lyubov	UKR	1989			27.28
17 VILLARS Danielle	SUI	1993			27.28
18 LISTOPADOVA Katarina	SVK	1993			27.31
19 QUILTER Laura	NZL	1992			27.31
20 WANG Chang	CHN	1994			27.40
21 PALMER Hayley	NZL	1989			27.41
22 LINDQVIST Josefin	SWE	1993			27.44
23 KOBAYASHI Nao	JPN	1993			27.47
24 DUMUR Armony	FRA	1991			27.58
25 KOSCHISCHEK Birgit	AUT	1987			27.70
26 CHAN Kin Lok	HKG	1994			27.74
27 SIEBNER Keren	ISR	1990			28.02
28 TOSKY Jasmine	USA	1994			28.07
29 SHAHAFF Dekel	ISR	1989			28.30
30 DANIEL Debra	FSM	1991			28.36
31 FLOYD Kelsey	USA	1991			28.46
32 SØRENSEN Marthe Berg	NOR	1992			28.47
33 VUKANOVIC Tijana	SRB	1992			28.61
34 HAPSARI Patricia Yosita	INA	1993			29.02
35 ALVA Pooja Raghava	IND	1990			29.13
36 KOH Ting Ting	SIN	1991			29.40
37 WEECH Ariel	BAH	1991			29.58
38 DEVEAUX Bria	BAH	1994			29.60
39 GROSSMANN Tess	EST	1994			29.93
40 KONG Yvette Man Yi	HKG	1993			30.00
41 CHAN Kah Yan	MAS	1992			30.05
42 CHUI Lai Kwan	MAS	1990			30.15
43 TAN Chi Yan	MAC	1994			30.31
44 AMARE Meseret Demeke	ETH	1994			34.47
45 EKANAYAKE Piumi	SRI	1989			34.75
46 STACY Stacy	KEN	1990			40.00

Timing and Results provided by  TISSOT






Number of entries: **49**

Name	Country Code	Year of Birth	Location of Qualification	Date of Qualification	Qualifying Time
47 ERDENEBILEG Surenyam	MGL	1994			
48 EUCEDA GUTIERREZ Ana Marcela	HON	1992			
49 FIGUEROA Stephanie	COL	1987			

**LEGEND**

**CR** Championship record

**WR** World record

Timing and Results provided by  **TISSOT**



## Medallists

Медалисты

Medal	Name	Country
GOLD	HERASIMENIA Aliaksandra	BLR - Belarus
SILVER	SAVARD Katerine	CAN - Canada
BRONZE	GEMO Elena	ITA - Italy
BRONZE	DI PIETRO Silvia	ITA - Italy



# Result Book

27th Summer Universiade in Kazan 2013



## Swimming

Women's 50m Butterfly Preliminaries





## Start List

Стартовый список

### EVENT NO. 2

	Record	Name	Country	Location	Date
<b>WR</b>	25.07	ALSHAMMAR Therese	SWE	Rome (ITA)	31 JUL 2009
<b>CR</b>	25.97	KHAKHLOVA Sviatlana	BLR	Belgrade (SRB)	6 JUL 2009

#### Heat 1 of 7

Lane	Name	Country	Year of Birth	Qualifying Time	Time	Rank
3	ERDENEBILEG Surenyam	MGL	1994			
4	EUCEDA GUTIERREZ Ana Marcela	HON	1992			
5	FIGUEROA Stephanie	COL	1987			

#### Heat 2 of 7

Lane	Name	Country	Year of Birth	Qualifying Time	Time	Rank
2	EKANAYAKE Piumi	SRI	1989	34.75		
3	TAN Chi Yan	MAC	1994	30.31		
4	CHAN Kah Yan	MAS	1992	30.05		
5	CHUI Lai Kwan	MAS	1990	30.15		
6	AMARE Meseret Demeke	ETH	1994	34.47		
7	STACY Stacy	KEN	1990	40.00		

#### Heat 3 of 7

Lane	Name	Country	Year of Birth	Qualifying Time	Time	Rank
1	GROSSMANN Tess	EST	1994	29.93		
2	WEECH Ariel	BAH	1991	29.58		
3	ALVA Pooja Raghava	IND	1990	29.13		
4	VUKANOVIC Tijana	SRB	1992	28.61		
5	HAPSARI Patricia Yosita	INA	1993	29.02		
6	KOH Ting Ting	SIN	1991	29.40		
7	DEVEAUX Bria	BAH	1994	29.60		
8	KONG Yvette Man Yi	HKG	1993	30.00		

#### Heat 4 of 7

Lane	Name	Country	Year of Birth	Qualifying Time	Time	Rank
1	FLOYD Kelsey	USA	1991	28.46		
2	SHAHAFF Dekel	ISR	1989	28.30		
3	SIEBNER Keren	ISR	1990	28.02		
4	KOSCHISCHEK Birgit	AUT	1987	27.70		
5	CHAN Kin Lok	HKG	1994	27.74		
6	TOSKY Jasmine	USA	1994	28.07		
7	DANIEL Debra	FSM	1991	28.36		
8	SØRENSEN Marthe Berg	NOR	1992	28.47		



Heat 5 of 7

Lane	Name	Country	Year of Birth	Qualifying Time	Time	Rank
1	PALMER Hayley	NZL	1989	27.41		
2	SCHMIEDEL Paulina	GER	1993	27.08		
3	BARRATT Holly	AUS	1988	26.85		
4	TSVETKOVA Darya	RUS	1995	26.41		
5	GEMO Elena	ITA	1987	26.65		
6	KOBA Nadiia	UKR	1995	27.04		
7	LISTOPADOVA Katarina	SVK	1993	27.31		
8	DUMUR Armony	FRA	1991	27.58		

Heat 6 of 7


Lane	Name	Country	Year of Birth	Qualifying Time	Time	Rank
1	WANG Chang	CHN	1994	27.40		
2	GUO Fan	CHN	1990	27.07		
3	DI PIETRO Silvia	ITA	1993	26.75		
4	HERASIMENIA Aliaksandra	BLR	1985	26.32		
5	MEE Nicole	AUS	1992	26.53		
6	LIAZEVA Anastasiia	RUS	1992	26.95		
7	KOROL Lyubov	UKR	1989	27.28		
8	KOBAYASHI Nao	JPN	1993	27.47		

Heat 7 of 7

Lane	Name	Country	Year of Birth	Qualifying Time	Time	Rank
1	QUILTER Laura	NZL	1992	27.31		
2	MAREE Trudi	RSA	1988	27.06		
3	MAINVILLE Sandrine	CAN	1992	26.65		
4	SAVARD Katerine	CAN	1993	26.20		
5	SANTAMANS Anna	FRA	1993	26.53		
6	AGO Misaki	JPN	1992	26.89		
7	VILLARS Danielle	SUI	1993	27.28		
8	LINDQVIST Josefin	SWE	1993	27.44		

LEGEND

CR Championship record      WR World record

Timing and Results provided by  TISSOT



## Results Summary


Итоговые результаты

### EVENT NO. 2

	Record	Name	Country	Location	Date
WR	25.07	ALSHAMMAR Therese	SWE	Rome (ITA)	31 JUL 2009
UR	25.97	KHAKHLOVA Sviatlana	BLR	Belgrade (SRB)	6 JUL 2009

#### Heats

Rank	Heat	Lane	Name	Year of Birth	Country Code	R.T.	Time	Time Behind
1	7	4	SAVARD Katerine	1993	CAN	0.63	26.36	Q
2	6	4	HERASIMENIA Aliaksandra	1985	BLR	0.70	26.48	0.12 Q
3	5	3	BARRATT Holly	1988	AUS	0.68	26.60	0.24 Q
4	4	1	FLOYD Kelsey	1991	USA	0.74	26.82	0.46 Q
4	7	1	QUILTER Laura	1992	NZL	0.71	26.82	0.46 Q
6	5	4	TSVETKOVA Darya	1995	RUS	0.67	26.91	0.55 Q
7	7	3	MAINVILLE Sandrine	1992	CAN	0.66	26.92	0.56 Q
8	6	3	DI PIETRO Silvia	1993	ITA	0.71	26.95	0.59 Q
8	6	2	GUO Fan	1990	CHN	0.76	26.95	0.59 Q
10	7	5	SANTAMANS Anna	1993	FRA	0.57	27.01	0.65 Q
11	5	5	GEMO Elena	1987	ITA	0.77	27.12	0.76 Q
12	7	6	AGO Misaki	1992	JPN	0.72	27.23	0.87 Q
13	6	5	MEE Nicole	1992	AUS	0.72	27.36	1.00 Q
14	4	6	TOSKY Jasmine	1994	USA	0.66	27.46	1.10 Q
15	5	8	DUMUR Armony	1991	FRA	0.71	27.53	1.17 Q
16	6	8	KOBAYASHI Nao	1993	JPN	0.67	27.54	1.18 Q
17	5	7	LISTOPADOVA Katarina	1993	SVK	0.68	27.57	1.21
17	7	2	MAREE Trudi	1988	RSA	0.61	27.57	1.21
19	6	1	WANG Chang	1994	CHN	0.71	27.67	1.31
20	7	8	LINDQVIST Josefin	1993	SWE	0.72	27.70	1.34
21	5	6	KOBA Nadiia	1995	UKR	0.66	27.72	1.36
22	6	7	KOROL Lyubov	1989	UKR	0.80	27.74	1.38
23	7	7	VILLARS Danielle	1993	SUI	0.71	27.85	1.49
24	4	4	KOSCHISCHEK Birgit	1987	AUT	0.68	27.98	1.62
25	5	1	PALMER Hayley	1989	NZL	0.66	28.02	1.66
26	4	3	SIEBNER Keren	1990	ISR	0.73	28.14	1.78
27	6	6	LIAZEVA Anastasiia	1992	RUS	0.65	28.20	1.84
28	4	5	CHAN Kin Lok	1994	HKG	0.74	28.39	2.03
29	2	5	CHUI Lai Kwan	1990	MAS	0.66	28.62	2.26
30	3	2	WEECH Ariel	1991	BAH	0.69	28.63	2.27
31	3	4	VUKANOVIC Tijana	1992	SRB	0.73	28.73	2.37
32	3	1	GROSSMANN Tess	1994	EST	0.78	28.91	2.55
33	4	8	SØRENSEN Marthe Berg	1992	NOR	0.75	28.96	2.60
34	3	8	KONG Yvette Man Yi	1993	HKG	0.73	29.24	2.88
35	3	7	DEVEAUX Bria	1994	BAH	0.67	29.30	2.94
36	2	3	TAN Chi Yan	1994	MAC	0.61	29.31	2.95
37	3	6	KOH Ting Ting	1991	SIN	0.72	30.01	3.65
38	3	5	HAPSARI Patricia Yosita	1993	INA	0.73	30.07	3.71
39	1	5	FIGUEROA Stephanie	1987	COL	0.78	30.32	3.96
40	2	4	CHAN Kah Yan	1992	MAS	0.72	30.44	4.08
41	3	3	ALVA Pooja Raghava	1990	IND	0.88	30.58	4.22
42	1	4	EUCEDA GUTIERREZ Ana	1992	HON	0.76	30.84	4.48
43	1	3	ERDENEBILEG Surenyyam	1994	MGL	0.83	32.68	6.32
44	4	7	DANIEL Debra	1991	FSM	0.76	32.70	6.34
45	2	2	EKANAYAKE Piumi	1989	SRI	0.85	34.89	8.53
46	2	7	STACY Stacy	1990	KEN	0.83	41.84	15.48

Timing and Results provided by  TISSOT





**Heats**


Rank	Heat	Lane	Name	Year of Birth	Country Code	R.T.	Time	Time Behind
47	2	6	<b>AMARE Meseret Demeke</b>	1994	ETH	0.86	<b>42.41</b>	16.05
	4	2	<b>SHAHAFF Dekel</b>	1989	ISR		<b>DNS</b>	
	5	2	<b>SCHMIEDEL Paulina</b>	1993	GER		<b>DNS</b>	

**LEGEND**

**DNS** Did not start

**Q** Qualified for the next phase

**R.T.** Reaction time

Timing and Results provided by  **TISSOT**



## Results

Результаты

### EVENT NO. 2


	Record	Name	Country	Location	Date
<b>WR</b>	25.07	ALSHAMMAR Therese	SWE	Rome (ITA)	31 JUL 2009
<b>UR</b>	25.97	KHAKHLOVA Sviatlana	BLR	Belgrade (SRB)	6 JUL 2009

#### Heat 1 of 7

Rank	Lane	Name	Country Code	R.T.	Time	Time Behind
1	5	FIGUEROA Stephanie	COL	0.78	<b>30.32</b>	
2	4	EUCEDA GUTIERREZ Ana Marcela	HON	0.76	<b>30.84</b>	0.52
3	3	ERDENEBILEG Surenyam	MGL	0.83	<b>32.68</b>	2.36

#### LEGEND

R.T. Reaction time

Timing and Results provided by  **TISSOT**



## Results

Результаты

### EVENT NO. 2


	Record	Name	Country	Location	Date
<b>WR</b>	25.07	ALSHAMMAR Therese	SWE	Rome (ITA)	31 JUL 2009
<b>UR</b>	25.97	KHAKHLOVA Sviatlana	BLR	Belgrade (SRB)	6 JUL 2009

#### Heat 2 of 7

Rank	Lane	Name	Country Code	R.T.	Time	Time Behind
1	5	CHUI Lai Kwan	MAS	0.66	<b>28.62</b>	
2	3	TAN Chi Yan	MAC	0.61	<b>29.31</b>	0.69
3	4	CHAN Kah Yan	MAS	0.72	<b>30.44</b>	1.82
4	2	EKANAYAKE Piumi	SRI	0.85	<b>34.89</b>	6.27
5	7	STACY Stacy	KEN	0.83	<b>41.84</b>	13.22
6	6	AMARE Meseret Demeke	ETH	0.86	<b>42.41</b>	13.79

#### LEGEND

R.T. Reaction time

Timing and Results provided by  **TISSOT**



## Results

Результаты

### EVENT NO. 2


	Record	Name	Country	Location	Date
<b>WR</b>	25.07	ALSHAMMAR Therese	SWE	Rome (ITA)	31 JUL 2009
<b>UR</b>	25.97	KHAKHLOVA Sviatlana	BLR	Belgrade (SRB)	6 JUL 2009

#### Heat 3 of 7

Rank	Lane	Name	Country Code	R.T.	Time	Time Behind
1	2	WEECH Ariel	BAH	0.69	<b>28.63</b>	
2	4	VUKANOVIC Tijana	SRB	0.73	<b>28.73</b>	0.10
3	1	GROSSMANN Tess	EST	0.78	<b>28.91</b>	0.28
4	8	KONG Yvette Man Yi	HKG	0.73	<b>29.24</b>	0.61
5	7	DEVEAUX Bria	BAH	0.67	<b>29.30</b>	0.67
6	6	KOH Ting Ting	SIN	0.72	<b>30.01</b>	1.38
7	5	HAPSARI Patricia Yosita	INA	0.73	<b>30.07</b>	1.44
8	3	ALVA Pooja Raghava	IND	0.88	<b>30.58</b>	1.95

#### LEGEND

R.T. Reaction time

Timing and Results provided by  **TISSOT**



## Results

Результаты

### EVENT NO. 2

	Record	Name	Country	Location	Date
<b>WR</b>	25.07	ALSHAMMAR Therese	SWE	Rome (ITA)	31 JUL 2009
<b>UR</b>	25.97	KHAKHLOVA Sviatlana	BLR	Belgrade (SRB)	6 JUL 2009


#### Heat 4 of 7

Rank	Lane	Name	Country Code	R.T.	Time	Time Behind
1	1	FLOYD Kelsey	USA	0.74	<b>26.82</b>	
2	6	TOSKY Jasmine	USA	0.66	<b>27.46</b>	0.64
3	4	KOSCHISCHEK Birgit	AUT	0.68	<b>27.98</b>	1.16
4	3	SIEBNER Keren	ISR	0.73	<b>28.14</b>	1.32
5	5	CHAN Kin Lok	HKG	0.74	<b>28.39</b>	1.57
6	8	SØRENSEN Marthe Berg	NOR	0.75	<b>28.96</b>	2.14
7	7	DANIEL Debra	FSM	0.76	<b>32.70</b>	5.88
	2	SHAHAFF Dekel	ISR		<b>DNS</b>	

#### LEGEND

**DNS** Did not start

**R.T.** Reaction time

Timing and Results provided by  **TISSOT**



## Results

Результаты

### EVENT NO. 2

	Record	Name	Country	Location	Date
<b>WR</b>	25.07	ALSHAMMAR Therese	SWE	Rome (ITA)	31 JUL 2009
<b>UR</b>	25.97	KHAKHLOVA Sviatlana	BLR	Belgrade (SRB)	6 JUL 2009


#### Heat 5 of 7

Rank	Lane	Name	Country Code	R.T.	Time	Time Behind
1	3	<b>BARRATT Holly</b>	AUS	0.68	<b>26.60</b>	
2	4	<b>TSVETKOVA Darya</b>	RUS	0.67	<b>26.91</b>	0.31
3	5	<b>GEMO Elena</b>	ITA	0.77	<b>27.12</b>	0.52
4	8	<b>DUMUR Armony</b>	FRA	0.71	<b>27.53</b>	0.93
5	7	<b>LISTOPADOVA Katarina</b>	SVK	0.68	<b>27.57</b>	0.97
6	6	<b>KOBA Nadiia</b>	UKR	0.66	<b>27.72</b>	1.12
7	1	<b>PALMER Hayley</b>	NZL	0.66	<b>28.02</b>	1.42
	2	<b>SCHMIEDEL Paulina</b>	GER		<b>DNS</b>	

#### LEGEND

**DNS** Did not start

**R.T.** Reaction time

Timing and Results provided by  **TISSOT**





## Results

Результаты

### EVENT NO. 2

	Record	Name	Country	Location	Date
<b>WR</b>	25.07	ALSHAMMAR Therese	SWE	Rome (ITA)	31 JUL 2009
<b>UR</b>	25.97	KHAKHLOVA Sviatlana	BLR	Belgrade (SRB)	6 JUL 2009

#### Heat 6 of 7

Rank	Lane	Name	Country Code	R.T.	Time	Time Behind
1	4	HERASIMENIA Aliaksandra	BLR	0.70	<b>26.48</b>	
2	2	GUO Fan	CHN	0.76	<b>26.95</b>	0.47
2	3	DI PIETRO Silvia	ITA	0.71	<b>26.95</b>	0.47
4	5	MEE Nicole	AUS	0.72	<b>27.36</b>	0.88
5	8	KOBAYASHI Nao	JPN	0.67	<b>27.54</b>	1.06
6	1	WANG Chang	CHN	0.71	<b>27.67</b>	1.19
7	7	KOROL Lyubov	UKR	0.80	<b>27.74</b>	1.26
8	6	LIAZEVA Anastasiia	RUS	0.65	<b>28.20</b>	1.72

#### LEGEND

R.T. Reaction time

Timing and Results provided by  **TISSOT**



## Results

Результаты

### EVENT NO. 2


	Record	Name	Country	Location	Date
<b>WR</b>	25.07	ALSHAMMAR Therese	SWE	Rome (ITA)	31 JUL 2009
<b>UR</b>	25.97	KHAKHLOVA Sviatlana	BLR	Belgrade (SRB)	6 JUL 2009

### Heat 7 of 7

Rank	Lane	Name	Country Code	R.T.	Time	Time Behind
1	4	SAVARD Katerine	CAN	0.63	<b>26.36</b>	
2	1	QUILTER Laura	NZL	0.71	<b>26.82</b>	0.46
3	3	MAINVILLE Sandrine	CAN	0.66	<b>26.92</b>	0.56
4	5	SANTAMANS Anna	FRA	0.57	<b>27.01</b>	0.65
5	6	AGO Misaki	JPN	0.72	<b>27.23</b>	0.87
6	2	MAREE Trudi	RSA	0.61	<b>27.57</b>	1.21
7	8	LINDQVIST Josefin	SWE	0.72	<b>27.70</b>	1.34
8	7	VILLARS Danielle	SUI	0.71	<b>27.85</b>	1.49

#### LEGEND

R.T. Reaction time

Timing and Results provided by  **TISSOT**



# Result Book

27th Summer Universiade in Kazan 2013



## Swimming

Women's 50m Butterfly Semifinals





## Start List

Стартовый список

### EVENT NO. 2

	Record	Name	Country	Location	Date
<b>WR</b>	25.07	ALSHAMMAR Therese	SWE	Rome (ITA)	31 JUL 2009
<b>UR</b>	25.97	KHAKHLOVA Sviatlana	BLR	Belgrade (SRB)	6 JUL 2009

#### Semifinal 1 of 2

Lane	Name	Country	Year of Birth	Qualifying Time	Time	Rank
1	TOSKY Jasmine	USA	1994	27.46		
2	SANTAMANS Anna	FRA	1993	27.01		
3	TSVETKOVA Darya	RUS	1995	26.91		
4	HERASIMENIA Aliaksandra	BLR	1985	26.48		
5	FLOYD Kelsey	USA	1991	26.82		
6	DI PIETRO Silvia	ITA	1993	26.95		
7	AGO Misaki	JPN	1992	27.23		
8	KOBAYASHI Nao	JPN	1993	27.54		

#### Semifinal 2 of 2

Lane	Name	Country	Year of Birth	Qualifying Time	Time	Rank
1	MEE Nicole	AUS	1992	27.36		
2	GUO Fan	CHN	1990	26.95		
3	QUILTER Laura	NZL	1992	26.82		
4	SAVARD Katerine	CAN	1993	26.36		
5	BARRATT Holly	AUS	1988	26.60		
6	MAINVILLE Sandrine	CAN	1992	26.92		
7	GEMO Elena	ITA	1987	27.12		
8	DUMUR Armony	FRA	1991	27.53		


#### Reserves

Lane	Name	Country	Year of Birth	Qualifying Time	Time	Rank
	LISTOPADOVA Katarina	SVK	1993	27.57		
	MAREE Trudi	RSA	1988	27.57		

#### LEGEND

**UR** Universiade record

**WR** World record

Timing and Results provided by  **TISSOT**



## Results Summary

Итоговые результаты

### EVENT NO. 2


	Record	Name	Country	Location	Date
<b>WR</b>	25.07	ALSHAMMAR Therese	SWE	Rome (ITA)	31 JUL 2009
<b>UR</b>	25.97	KHAKHLOVA Sviatlana	BLR	Belgrade (SRB)	6 JUL 2009

### Semifinals

Rank	Heat	Lane	Name	Year of Birth	Country Code	R.T.	Time	Time Behind	
1	1	4	HERASIMENIA Aliaksandra	1985	BLR	0.70	<b>26.09</b>		<b>Q</b>
2	2	4	SAVARD Katerine	1993	CAN	0.67	<b>26.34</b>	0.25	<b>Q</b>
3	1	3	TSVETKOVA Darya	1995	RUS	0.65	<b>26.49</b>	0.40	<b>Q</b>
4	2	5	BARRATT Holly	1988	AUS	0.68	<b>26.52</b>	0.43	<b>Q</b>
5	2	7	GEMO Elena	1987	ITA	0.77	<b>26.56</b>	0.47	<b>Q</b>
6	1	6	DI PIETRO Silvia	1993	ITA	0.68	<b>26.61</b>	0.52	<b>Q</b>
7	2	6	MAINVILLE Sandrine	1992	CAN	0.64	<b>26.70</b>	0.61	<b>Q</b>
8	1	2	SANTAMANS Anna	1993	FRA	0.58	<b>26.76</b>	0.67	<b>Q</b>
9	1	5	FLOYD Kelsey	1991	USA	0.74	<b>26.83</b>	0.74	
10	1	7	AGO Misaki	1992	JPN	0.73	<b>26.90</b>	0.81	
10	2	3	QUILTER Laura	1992	NZL	0.71	<b>26.90</b>	0.81	
12	2	2	GUO Fan	1990	CHN	0.72	<b>27.05</b>	0.96	
13	2	1	MEE Nicole	1992	AUS	0.72	<b>27.25</b>	1.16	
14	1	8	KOBAYASHI Nao	1993	JPN	0.68	<b>27.34</b>	1.25	
15	1	1	TOSKY Jasmine	1994	USA	0.67	<b>27.39</b>	1.30	
16	2	8	DUMUR Armony	1991	FRA	0.70	<b>27.49</b>	1.40	

#### LEGEND

**Q** Qualified for the next phase      **R.T.** Reaction time

Timing and Results provided by  **TISSOT**



## Results

Результаты

### EVENT NO. 2


	Record	Name	Country	Location	Date
<b>WR</b>	25.07	ALSHAMMAR Therese	SWE	Rome (ITA)	31 JUL 2009
<b>UR</b>	25.97	KHAKHLOVA Sviatlana	BLR	Belgrade (SRB)	6 JUL 2009

#### Semifinal 1 of 2

Rank	Lane	Name	Country Code	R.T.	Time	Time Behind
1	4	HERASIMENIA Aliaksandra	BLR	0.70	<b>26.09</b>	
2	3	TSVETKOVA Darya	RUS	0.65	<b>26.49</b>	0.40
3	6	DI PIETRO Silvia	ITA	0.68	<b>26.61</b>	0.52
4	2	SANTAMANS Anna	FRA	0.58	<b>26.76</b>	0.67
5	5	FLOYD Kelsey	USA	0.74	<b>26.83</b>	0.74
6	7	AGO Misaki	JPN	0.73	<b>26.90</b>	0.81
7	8	KOBAYASHI Nao	JPN	0.68	<b>27.34</b>	1.25
8	1	TOSKY Jasmine	USA	0.67	<b>27.39</b>	1.30

#### LEGEND

R.T. Reaction time

Timing and Results provided by  **TISSOT**





## Results

Результаты

### EVENT NO. 2


	Record	Name	Country	Location	Date
<b>WR</b>	25.07	ALSHAMMAR Therese	SWE	Rome (ITA)	31 JUL 2009
<b>UR</b>	25.97	KHAKHLOVA Sviatlana	BLR	Belgrade (SRB)	6 JUL 2009

#### Semifinal 2 of 2

Rank	Lane	Name	Country Code	R.T.	Time	Time Behind
1	4	<b>SAVARD Katerine</b>	CAN	0.67	<b>26.34</b>	
2	5	<b>BARRATT Holly</b>	AUS	0.68	<b>26.52</b>	0.18
3	7	<b>GEMO Elena</b>	ITA	0.77	<b>26.56</b>	0.22
4	6	<b>MAINVILLE Sandrine</b>	CAN	0.64	<b>26.70</b>	0.36
5	3	<b>QUILTER Laura</b>	NZL	0.71	<b>26.90</b>	0.56
6	2	<b>GUO Fan</b>	CHN	0.72	<b>27.05</b>	0.71
7	1	<b>MEE Nicole</b>	AUS	0.72	<b>27.25</b>	0.91
8	8	<b>DUMUR Armony</b>	FRA	0.70	<b>27.49</b>	1.15

#### LEGEND

R.T. Reaction time

Timing and Results provided by  **TISSOT**



# Result Book

27th Summer Universiade in Kazan 2013



## Swimming

Women's 50m Butterfly Final





## Start List

Стартовый список

### EVENT NO. 2

	Record	Name	Country	Location	Date
<b>WR</b>	25.07	ALSHAMMAR Therese	SWE	Rome (ITA)	31 JUL 2009
<b>UR</b>	25.97	KHAKHLOVA Sviatlana	BLR	Belgrade (SRB)	6 JUL 2009

### Final

Lane	Name	Country	Year of Birth	Qualifying Time	Time	Rank
1	MAINVILLE Sandrine	CAN	1992	26.70		
2	GEMO Elena	ITA	1987	26.56		
3	TSVETKOVA Darya	RUS	1995	26.49		
4	HERASIMENIA Aliaksandra	BLR	1985	26.09		
5	SAVARD Katerine	CAN	1993	26.34		
6	BARRATT Holly	AUS	1988	26.52		
7	DI PIETRO Silvia	ITA	1993	26.61		
8	SANTAMANS Anna	FRA	1993	26.76		


### Reserves

Lane	Name	Country	Year of Birth	Qualifying Time	Time	Rank
	FLOYD Kelsey	USA	1991	26.83		
	AGO Misaki	JPN	1992	26.90		

### LEGEND

**UR** Universiade record

**WR** World record

Timing and Results provided by  **TISSOT**



## Results

Результаты

### EVENT NO. 2


	Record	Name	Country	Location	Date
<b>WR</b>	25.07	ALSHAMMAR Therese	SWE	Rome (ITA)	31 JUL 2009
<b>UR</b>	25.97	KHAKHLOVA Sviatlana	BLR	Belgrade (SRB)	6 JUL 2009

### Final

Rank	Lane	Name	Country Code	R.T.	Time	Time Behind
1	4	HERASIMENIA Aliaksandra	BLR	0.67	<b>25.84</b>	UR
2	5	SAVARD Katerine	CAN	0.64	<b>26.05</b>	0.21
3	2	GEMO Elena	ITA	0.79	<b>26.28</b>	0.44
3	7	DI PIETRO Silvia	ITA	0.64	<b>26.28</b>	0.44
5	6	BARRATT Holly	AUS	0.68	<b>26.44</b>	0.60
6	3	TSVETKOVA Darya	RUS	0.65	<b>26.52</b>	0.68
7	8	SANTAMANS Anna	FRA	0.57	<b>26.82</b>	0.98
8	1	MAINVILLE Sandrine	CAN	0.64	<b>26.85</b>	1.01

#### LEGEND

R.T. Reaction time                      UR Universiade record

Timing and Results provided by  **TISSOT**





# Result Book

27th Summer Universiade in Kazan 2013



## Swimming

Women's 100m Butterfly





## Medallists

Медалисты

Medal	Name	Country
GOLD	SAVARD Katerine	CAN - Canada
SILVER	GUO Fan	CHN - People'S Republic Of China
BRONZE	KOBAYASHI Nao	JPN - Japan





# Result Book

27th Summer Universiade in Kazan 2013



## Swimming

Women's 100m Butterfly Preliminaries





## Start List

Стартовый список

### EVENT NO. 23

	Record	Split	Name	Country	Location	Date
<b>WR</b>	55.98	26.39	VOLLMER Dana	USA	London (GBR)	29 JUL 2012
<b>UR</b>	57.86	27.47	LU Ying	CHN	Shenzhen (CHN)	17 AUG 2011

#### Heat 1 of 5

Lane	Name	Country	Year of Birth	Qualifying Time	Time	Rank
1	MEE Nicole	AUS	1992			
2	WEERATUNGE Hansani Yasodara	SRI	1990	1:23.00		
3	KOH Ting Ting	SIN	1991	1:10.39		
4	SØRENSEN Marthe Berg	NOR	1992	1:04.00		
5	JARAMILLO Paola Andrea	COL	1992	1:06.08		
6	ALVA Pooja Raghava	IND	1990	1:13.43		
7	CHENG Wan-Jung	TPE	1988			
8	ERDENEBILEG Surenyyam	MGL	1994			

#### Heat 2 of 5

Lane	Name	Country	Year of Birth	Qualifying Time	Time	Rank
1	ZAVADOVA Barbora	CZE	1993	1:03.35		
2	PEREZ Ana Maria	COL	1992	1:03.00		
3	VUKANOVIC Tijana	SRB	1992	1:02.95		
4	DEVEAUX Bria	BAH	1994	1:02.16		
5	DANIEL Debra	FSM	1991	1:02.56		
6	LIU Ying	CHN	1993	1:03.00		
7	DEWI Ressa Kania	INA	1994	1:03.34		
8	LINDQVIST Josefin	SWE	1993	1:03.71		

#### Heat 3 of 5

Lane	Name	Country	Year of Birth	Qualifying Time	Time	Rank
1	LVOVA Kateryna	UKR	1993	1:01.83		
2	QUILTER Laura	NZL	1992	1:00.42		
3	VILLARS Danielle	SUI	1993	59.81		
4	KOBAYASHI Nao	JPN	1993	59.42		
5	LISTOPADOVA Katarina	SVK	1993	59.52		
6	DI LIDDO Elena	ITA	1993	59.97		
7	FUJITA Kona	JPN	1992	1:00.98		
8	NAZIEBLO Klaudia	POL	1993	1:01.98		



Heat 4 of 5

Lane	Name	Country	Year of Birth	Qualifying Time	Time	Rank
1	VAN BERKEL Martina	SUI	1989	1:01.81		
2	DI PIETRO Silvia	ITA	1993	1:00.08		
3	SMITH Amy	AUS	1990	59.78		
4	FLOYD Kelsey	USA	1991	58.98		
5	TOSKY Jasmine	USA	1994	59.45		
6	KOSCHISCHEK Birgit	AUT	1987	59.90		
7	LIAZEVA Anastasiia	RUS	1992	1:00.81		
8	SIEBNER Keren	ISR	1990	1:01.92		


Heat 5 of 5

Lane	Name	Country	Year of Birth	Qualifying Time	Time	Rank
1	SHAHAFF Dekel	ISR	1989	1:01.50		
2	GUO Fan	CHN	1990	1:00.00		
3	SCHMIEDEL Paulina	GER	1993	59.64		
4	SAVARD Katerine	CAN	1993	57.54		
5	TSVETKOVA Darya	RUS	1995	59.43		
6	KOROL Lyubov	UKR	1989	59.89		
7	HARRICHARAN Alisha Sabrina	CAN	1991	1:00.65		
8	CHAN Kin Lok	HKG	1994	1:01.91		

LEGEND

UR Universiade record

WR World record

Timing and Results provided by  **TISSOT**



## Results Summary


Итоговые результаты

EVENT NO. 23

	Record	Split	Name	Country	Location	Date
WR	55.98	26.39	VOLLMER Dana	USA	London (GBR)	29 JUL 2012
UR	57.86	27.47	LU Ying	CHN	Shenzhen (CHN)	17 AUG 2011

### Heats

Rank	Heat	Lane	Name	Year of Birth	Country Code	R.T.	50m	Time	Time Behind
1	5	4	SAVARD Katerine	1993	CAN	0.65	27.20	<b>58.21</b> 31.01	Q
2	5	2	GUO Fan	1990	CHN	0.73	27.55	<b>59.16</b> 31.61	0.95 Q
3	3	4	KOBAYASHI Nao	1993	JPN	0.67	27.86	<b>59.37</b> 31.51	1.16 Q
4	5	5	TSVETKOVA Darya	1995	RUS	0.65	27.59	<b>59.39</b> 31.80	1.18 Q
5	3	6	DI LIDDO Elena	1993	ITA	0.71	27.97	<b>59.59</b> 31.62	1.38 Q
6	3	5	LISTOPADOVA Katarina	1993	SVK	0.66	27.82	<b>59.77</b> 31.95	1.56 Q
6	3	7	FUJITA Kona	1992	JPN	0.70	28.14	<b>59.77</b> 31.63	1.56 Q
8	1	1	MEE Nicole	1992	AUS	0.71	27.65	<b>1:00.14</b> 32.49	1.93 Q
9	4	4	FLOYD Kelsey	1991	USA	0.78	28.20	<b>1:00.19</b> 31.99	1.98 Q
10	5	3	SCHMIEDEL Paulina	1993	GER	0.66	28.00	<b>1:00.24</b> 32.24	2.03 Q
11	3	3	VILLARS Danielle	1993	SUI	0.74	28.50	<b>1:00.26</b> 31.76	2.05 Q
12	4	5	TOSKY Jasmine	1994	USA	0.67	28.02	<b>1:00.35</b> 32.33	2.14 Q
13	4	6	KOSCHISCHEK Birgit	1987	AUT	0.67	28.32	<b>1:00.39</b> 32.07	2.18 Q
14	4	3	SMITH Amy	1990	AUS	0.76	28.58	<b>1:00.79</b> 32.21	2.58 Q
15	5	7	HARRICHARAN Alisha Sabrina	1991	CAN	0.65	28.20	<b>1:00.86</b> 32.66	2.65 Q
16	2	8	LINDQVIST Josefin	1993	SWE	0.74	27.95	<b>1:00.95</b> 33.00	2.74 Q
17	3	2	QUILTER Laura	1992	NZL	0.74	28.06	<b>1:00.96</b> 32.90	2.75
18	4	8	SIEBNER Keren	1990	ISR	0.75	28.61	<b>1:01.03</b> 32.42	2.82
19	1	7	CHENG Wan-Jung	1988	TPE	0.70	28.67	<b>1:01.04</b> 32.37	2.83
20	2	1	ZAVADOVA Barbora	1993	CZE	0.76	28.64	<b>1:01.35</b> 32.71	3.14
21	5	6	KOROL Lyubov	1989	UKR	0.81	28.01	<b>1:01.53</b> 33.52	3.32
22	3	1	LVOVA Kateryna	1993	UKR	0.69	28.52	<b>1:01.65</b> 33.13	3.44
22	3	8	NAZIEBLO Klaudia	1993	POL	0.80	28.53	<b>1:01.65</b> 33.12	3.44
24	4	1	VAN BERKEL Martina	1989	SUI	0.70	29.05	<b>1:01.81</b> 32.76	3.60
25	4	7	LIAZEVA Anastasiia	1992	RUS	0.73	28.13	<b>1:01.89</b> 33.76	3.68

Timing and Results provided by  TISSOT



Heats

Rank	Heat	Lane	Name	Year of Birth	Country Code	R.T.	50m	Time	Time Behind
26	2	3	VUKANOVIC Tijana	1992	SRB	0.73	29.10	<b>1:03.18</b> 34.08	4.97
27	2	2	PEREZ Ana Maria	1992	COL	0.69	29.96	<b>1:03.37</b> 33.41	5.16
28	5	8	CHAN Kin Lok	1994	HKG	0.77	29.59	<b>1:03.56</b> 33.97	5.35
29	2	4	DEVEAUX Bria	1994	BAH	0.67	29.68	<b>1:03.61</b> 33.93	5.40
30	1	4	SØRENSEN Marthe Berg	1992	NOR	0.75	29.76	<b>1:04.37</b> 34.61	6.16
31	5	1	SHAHAFF Dekel	1989	ISR	0.75	29.70	<b>1:05.33</b> 35.63	7.12
32	2	6	LIU Ying	1993	CHN	0.83	30.50	<b>1:05.55</b> 35.05	7.34
33	1	6	ALVA Pooja Raghava	1990	IND	0.89	30.58	<b>1:05.89</b> 35.31	7.68
34	2	7	DEWI Ressa Kania	1994	INA	0.70	30.64	<b>1:06.22</b> 35.58	8.01
35	1	3	KOH Ting Ting	1991	SIN	0.75	31.29	<b>1:07.39</b> 36.10	9.18
36	1	5	JARAMILLO Paola Andrea	1992	COL	0.81	31.43	<b>1:08.41</b> 36.98	10.20
37	1	8	ERDENEBILEG Sureennyam	1994	MGL	0.84	33.23	<b>1:15.19</b> 41.96	16.98
38	2	5	DANIEL Debra	1991	FSM	0.75	33.07	<b>1:17.55</b> 44.48	19.34
39	1	2	WEERATUNGE Hansani Yasodara	1990	SRI	0.92	37.89	<b>1:25.36</b> 47.47	27.15
	4	2	DI PIETRO Silvia	1993	ITA			<b>DNS</b>	

LEGEND

DNS Did not start                      Q    Qualified for the next phase                      R.T.    Reaction time



## Results

Результаты

### EVENT NO. 23


	Record	Split	Name	Country	Location	Date
<b>WR</b>	55.98	26.39	VOLLMER Dana	USA	London (GBR)	29 JUL 2012
<b>UR</b>	57.86	27.47	LU Ying	CHN	Shenzhen (CHN)	17 AUG 2011

#### Heat 1 of 5

Rank	Lane	Name	Country Code	R.T.	50m	Time	Time Behind
1	1	MEE Nicole	AUS	0.71	(1) 27.65	<b>1:00.14</b> 32.49	
2	7	CHENG Wan-Jung	TPE	0.70	(2) 28.67	<b>1:01.04</b> 32.37	0.90
3	4	SØRENSEN Marthe Berg	NOR	0.75	(3) 29.76	<b>1:04.37</b> 34.61	4.23
4	6	ALVA Pooja Raghava	IND	0.89	(4) 30.58	<b>1:05.89</b> 35.31	5.75
5	3	KOH Ting Ting	SIN	0.75	(5) 31.29	<b>1:07.39</b> 36.10	7.25
6	5	JARAMILLO Paola Andrea	COL	0.81	(6) 31.43	<b>1:08.41</b> 36.98	8.27
7	8	ERDENEBILEG Surenyyam	MGL	0.84	(7) 33.23	<b>1:15.19</b> 41.96	15.05
8	2	WEERATUNGE Hansani Yasodara	SRI	0.92	(8) 37.89	<b>1:25.36</b> 47.47	25.22

#### LEGEND

R.T. Reaction time

Timing and Results provided by  **TISSOT**





## Results

Результаты

### EVENT NO. 23


	Record	Split	Name	Country	Location	Date
<b>WR</b>	55.98	26.39	VOLLMER Dana	USA	London (GBR)	29 JUL 2012
<b>UR</b>	57.86	27.47	LU Ying	CHN	Shenzhen (CHN)	17 AUG 2011

#### Heat 2 of 5

Rank	Lane	Name	Country Code	R.T.	50m	Time	Time Behind
1	8	LINDQVIST Josefin	SWE	0.74	(1) 27.95	<b>1:00.95</b> 33.00	
2	1	ZAVADOVA Barbora	CZE	0.76	(2) 28.64	<b>1:01.35</b> 32.71	0.40
3	3	VUKANOVIC Tijana	SRB	0.73	(3) 29.10	<b>1:03.18</b> 34.08	2.23
4	2	PEREZ Ana Maria	COL	0.69	(5) 29.96	<b>1:03.37</b> 33.41	2.42
5	4	DEVEAUX Bria	BAH	0.67	(4) 29.68	<b>1:03.61</b> 33.93	2.66
6	6	LIU Ying	CHN	0.83	(6) 30.50	<b>1:05.55</b> 35.05	4.60
7	7	DEWI Ressa Kania	INA	0.70	(7) 30.64	<b>1:06.22</b> 35.58	5.27
8	5	DANIEL Debra	FSM	0.75	(8) 33.07	<b>1:17.55</b> 44.48	16.60

#### LEGEND

R.T. Reaction time

Timing and Results provided by  **TISSOT**



## Results

Результаты

### EVENT NO. 23


	Record	Split	Name	Country	Location	Date
<b>WR</b>	55.98	26.39	VOLLMER Dana	USA	London (GBR)	29 JUL 2012
<b>UR</b>	57.86	27.47	LU Ying	CHN	Shenzhen (CHN)	17 AUG 2011

#### Heat 3 of 5

Rank	Lane	Name	Country Code	R.T.	50m	Time	Time Behind
1	4	KOBAYASHI Nao	JPN	0.67	(2) 27.86	<b>59.37</b> 31.51	
2	6	DI LIDDO Elena	ITA	0.71	(3) 27.97	<b>59.59</b> 31.62	0.22
3	5	LISTOPADOVA Katarina	SVK	0.66	(1) 27.82	<b>59.77</b> 31.95	0.40
3	7	FUJITA Kona	JPN	0.70	(5) 28.14	<b>59.77</b> 31.63	0.40
5	3	VILLARS Danielle	SUI	0.74	(6) 28.50	<b>1:00.26</b> 31.76	0.89
6	2	QUILTER Laura	NZL	0.74	(4) 28.06	<b>1:00.96</b> 32.90	1.59
7	1	LVOVA Kateryna	UKR	0.69	(7) 28.52	<b>1:01.65</b> 33.13	2.28
7	8	NAZIEBLO Klaudia	POL	0.80	(8) 28.53	<b>1:01.65</b> 33.12	2.28

#### LEGEND

R.T. Reaction time

Timing and Results provided by  **TISSOT**



## Results

Результаты

### EVENT NO. 23

	Record	Split	Name	Country	Location	Date
<b>WR</b>	55.98	26.39	VOLLMER Dana	USA	London (GBR)	29 JUL 2012
<b>UR</b>	57.86	27.47	LU Ying	CHN	Shenzhen (CHN)	17 AUG 2011


#### Heat 4 of 5

Rank	Lane	Name	Country Code	R.T.	50m	Time	Time Behind
1	4	FLOYD Kelsey	USA	0.78	(3) 28.20	<b>1:00.19</b> 31.99	
2	5	TOSKY Jasmine	USA	0.67	(1) 28.02	<b>1:00.35</b> 32.33	0.16
3	6	KOSCHISCHEK Birgit	AUT	0.67	(4) 28.32	<b>1:00.39</b> 32.07	0.20
4	3	SMITH Amy	AUS	0.76	(5) 28.58	<b>1:00.79</b> 32.21	0.60
5	8	SIEBNER Keren	ISR	0.75	(6) 28.61	<b>1:01.03</b> 32.42	0.84
6	1	VAN BERKEL Martina	SUI	0.70	(7) 29.05	<b>1:01.81</b> 32.76	1.62
7	7	LIAZEVA Anastasiia	RUS	0.73	(2) 28.13	<b>1:01.89</b> 33.76	1.70
	2	DI PIETRO Silvia	ITA			<b>DNS</b>	

#### LEGEND

**DNS** Did not start

**R.T.** Reaction time

Timing and Results provided by  **TISSOT**



## Results

Результаты

### EVENT NO. 23


	Record	Split	Name	Country	Location	Date
<b>WR</b>	55.98	26.39	VOLLMER Dana	USA	London (GBR)	29 JUL 2012
<b>UR</b>	57.86	27.47	LU Ying	CHN	Shenzhen (CHN)	17 AUG 2011

#### Heat 5 of 5

Rank	Lane	Name	Country Code	R.T.	50m	Time	Time Behind
1	4	SAVARD Katerine	CAN	0.65	(1) 27.20	<b>58.21</b> 31.01	
2	2	GUO Fan	CHN	0.73	(2) 27.55	<b>59.16</b> 31.61	0.95
3	5	TSVETKOVA Darya	RUS	0.65	(3) 27.59	<b>59.39</b> 31.80	1.18
4	3	SCHMIEDEL Paulina	GER	0.66	(4) 28.00	<b>1:00.24</b> 32.24	2.03
5	7	HARRICHARAN Alisha Sabrina	CAN	0.65	(6) 28.20	<b>1:00.86</b> 32.66	2.65
6	6	KOROL Lyubov	UKR	0.81	(5) 28.01	<b>1:01.53</b> 33.52	3.32
7	8	CHAN Kin Lok	HKG	0.77	(7) 29.59	<b>1:03.56</b> 33.97	5.35
8	1	SHAHAFF Dekel	ISR	0.75	(8) 29.70	<b>1:05.33</b> 35.63	7.12

#### LEGEND

R.T. Reaction time

Timing and Results provided by  **TISSOT**



# Result Book

27th Summer Universiade in Kazan 2013



## Swimming

Women's 100m Butterfly Semifinals





## Start List

Стартовый список

### EVENT NO. 23

	Record	Split	Name	Country	Location	Date
<b>WR</b>	55.98	26.39	VOLLMER Dana	USA	London (GBR)	29 JUL 2012
<b>UR</b>	57.86	27.47	LU Ying	CHN	Shenzhen (CHN)	17 AUG 2011

#### Semifinal 1 of 2

Lane	Name	Country	Year of Birth	Qualifying Time	Time	Rank
1	SMITH Amy	AUS	1990	1:00.79		
2	SCHMIEDEL Paulina	GER	1993	1:00.24		
3	LISTOPADOVA Katarina	SVK	1993	59.77		
4	GUO Fan	CHN	1990	59.16		
5	TSVETKOVA Darya	RUS	1995	59.39		
6	MEE Nicole	AUS	1992	1:00.14		
7	TOSKY Jasmine	USA	1994	1:00.35		
8	LINDQVIST Josefin	SWE	1993	1:00.95		

#### Semifinal 2 of 2

Lane	Name	Country	Year of Birth	Qualifying Time	Time	Rank
1	KOSCHISCHEK Birgit	AUT	1987	1:00.39		
2	FLOYD Kelsey	USA	1991	1:00.19		
3	DI LIDDO Elena	ITA	1993	59.59		
4	SAVARD Katerine	CAN	1993	58.21		
5	KOBAYASHI Nao	JPN	1993	59.37		
6	FUJITA Kona	JPN	1992	59.77		
7	VILLARS Danielle	SUI	1993	1:00.26		
8	HARRICHARAN Alisha Sabrina	CAN	1991	1:00.86		


#### Reserves

Lane	Name	Country	Year of Birth	Qualifying Time	Time	Rank
	QUILTER Laura	NZL	1992	1:00.96		
	SIEBNER Keren	ISR	1990	1:01.03		

#### LEGEND

**UR** Universiade record

**WR** World record

Timing and Results provided by  **TISSOT**





## Results Summary

Итоговые результаты

EVENT NO. 23


	Record	Split	Name	Country	Location	Date
<b>WR</b>	55.98	26.39	VOLLMER Dana	USA	London (GBR)	29 JUL 2012
<b>UR</b>	57.86	27.47	LU Ying	CHN	Shenzhen (CHN)	17 AUG 2011

### Semifinals

Rank	Heat	Lane	Name	Year of Birth	Country Code	R.T.	50m	Time	Time Behind
1	2	4	SAVARD Katerine	1993	CAN	0.61	26.62	<b>58.18</b> 31.56	Q
2	1	4	GUO Fan	1990	CHN	0.72	27.68	<b>58.88</b> 31.20	0.70 Q
3	2	3	DI LIDDO Elena	1993	ITA	0.69	27.65	<b>58.89</b> 31.24	0.71 Q
4	1	3	LISTOPADOVA Katarina	1993	SVK	0.70	27.50	<b>58.99</b> 31.49	0.81 Q
5	2	5	KOBAYASHI Nao	1993	JPN	0.65	28.05	<b>59.13</b> 31.08	0.95 Q
6	1	5	TSVETKOVA Darya	1995	RUS	0.66	27.49	<b>59.62</b> 32.13	1.44 Q
7	2	2	FLOYD Kelsey	1991	USA	0.74	28.01	<b>59.89</b> 31.88	1.71 Q
8	1	6	MEE Nicole	1992	AUS	0.73	28.04	<b>59.92</b> 31.88	1.74 Q
9	2	1	KOSCHISCHEK Birgit	1987	AUT	0.67	27.83	<b>59.93</b> 32.10	1.75
10	2	6	FUJITA Kona	1992	JPN	0.71	28.17	<b>1:00.07</b> 31.90	1.89
11	1	2	SCHMIEDEL Paulina	1993	GER	0.63	27.69	<b>1:00.17</b> 32.48	1.99
12	1	7	TOSKY Jasmine	1994	USA	0.66	28.20	<b>1:00.25</b> 32.05	2.07
13	1	8	LINDQVIST Josefin	1993	SWE	0.73	27.96	<b>1:00.42</b> 32.46	2.24
14	2	7	VILLARS Danielle	1993	SUI	0.75	28.05	<b>1:00.46</b> 32.41	2.28
15	2	8	HARRICHARAN Alisha Sabrina	1991	CAN	0.71	28.27	<b>1:00.51</b> 32.24	2.33
16	1	1	SMITH Amy	1990	AUS	0.74	28.14	<b>1:00.61</b> 32.47	2.43

#### LEGEND

Q Qualified for the next phase R.T. Reaction time

Timing and Results provided by  TISSOT



## Results

Результаты

### EVENT NO. 23


	Record	Split	Name	Country	Location	Date
<b>WR</b>	55.98	26.39	VOLLMER Dana	USA	London (GBR)	29 JUL 2012
<b>UR</b>	57.86	27.47	LU Ying	CHN	Shenzhen (CHN)	17 AUG 2011

#### Semifinal 1 of 2

Rank	Lane	Name	Country Code	R.T.	50m	Time	Time Behind
1	4	GUO Fan	CHN	0.72	(3) 27.68	<b>58.88</b> 31.20	
2	3	LISTOPADOVA Katarina	SVK	0.70	(2) 27.50	<b>58.99</b> 31.49	0.11
3	5	TSVETKOVA Darya	RUS	0.66	(1) 27.49	<b>59.62</b> 32.13	0.74
4	6	MEE Nicole	AUS	0.73	(6) 28.04	<b>59.92</b> 31.88	1.04
5	2	SCHMIEDEL Paulina	GER	0.63	(4) 27.69	<b>1:00.17</b> 32.48	1.29
6	7	TOSKY Jasmine	USA	0.66	(8) 28.20	<b>1:00.25</b> 32.05	1.37
7	8	LINDQVIST Josefin	SWE	0.73	(5) 27.96	<b>1:00.42</b> 32.46	1.54
8	1	SMITH Amy	AUS	0.74	(7) 28.14	<b>1:00.61</b> 32.47	1.73

#### LEGEND

R.T. Reaction time

Timing and Results provided by  **TISSOT**



## Results

Результаты

### EVENT NO. 23


	Record	Split	Name	Country	Location	Date
<b>WR</b>	55.98	26.39	VOLLMER Dana	USA	London (GBR)	29 JUL 2012
<b>UR</b>	57.86	27.47	LU Ying	CHN	Shenzhen (CHN)	17 AUG 2011

#### Semifinal 2 of 2

Rank	Lane	Name	Country Code	R.T.	50m	Time	Time Behind
1	4	SAVARD Katerine	CAN	0.61	(1) 26.62	<b>58.18</b> 31.56	
2	3	DI LIDDO Elena	ITA	0.69	(2) 27.65	<b>58.89</b> 31.24	0.71
3	5	KOBAYASHI Nao	JPN	0.65	(5) 28.05	<b>59.13</b> 31.08	0.95
4	2	FLOYD Kelsey	USA	0.74	(4) 28.01	<b>59.89</b> 31.88	1.71
5	1	KOSCHISCHEK Birgit	AUT	0.67	(3) 27.83	<b>59.93</b> 32.10	1.75
6	6	FUJITA Kona	JPN	0.71	(7) 28.17	<b>1:00.07</b> 31.90	1.89
7	7	VILLARS Danielle	SUI	0.75	(5) 28.05	<b>1:00.46</b> 32.41	2.28
8	8	HARRICHARAN Alisha Sabrina	CAN	0.71	(8) 28.27	<b>1:00.51</b> 32.24	2.33

#### LEGEND

R.T. Reaction time

Timing and Results provided by  **TISSOT**



# Result Book

27th Summer Universiade in Kazan 2013



## Swimming

Women's 100m Butterfly Final





## Start List

Стартовый список

### EVENT NO. 23

	Record	Split	Name	Country	Location	Date
<b>WR</b>	55.98	26.39	VOLLMER Dana	USA	London (GBR)	29 JUL 2012
<b>UR</b>	57.86	27.47	LU Ying	CHN	Shenzhen (CHN)	17 AUG 2011

#### Final

Lane	Name	Country	Year of Birth	Qualifying Time	Time	Rank
1	FLOYD Kelsey	USA	1991	59.89		
2	KOBAYASHI Nao	JPN	1993	59.13		
3	DI LIDDO Elena	ITA	1993	58.89		
4	SAVARD Katerine	CAN	1993	58.18		
5	GUO Fan	CHN	1990	58.88		
6	LISTOPADOVA Katarina	SVK	1993	58.99		
7	TSVETKOVA Darya	RUS	1995	59.62		
8	KOSCHISCHEK Birgit	AUT	1987	59.93		


#### Reserves

Lane	Name	Country	Year of Birth	Qualifying Time	Time	Rank
	FUJITA Kona	JPN	1992	1:00.07		

#### LEGEND

**UR** Universiade record

**WR** World record

Timing and Results provided by  **TISSOT**



## Results

Результаты

### EVENT NO. 23


	Record	Split	Name	Country	Location	Date
<b>WR</b>	55.98	26.39	VOLLMER Dana	USA	London (GBR)	29 JUL 2012
<b>UR</b>	57.86	27.47	LU Ying	CHN	Shenzhen (CHN)	17 AUG 2011

### Final

Rank	Lane	Name	Country Code	R.T.	50m	Time	Time Behind
1	4	SAVARD Katerine	CAN	0.61	(1) 26.69	<b>57.63</b> 30.94	UR
2	5	GUO Fan	CHN	0.70	(3) 27.26	<b>58.98</b> 31.72	1.35
3	2	KOBAYASHI Nao	JPN	0.67	(6) 27.68	<b>58.99</b> 31.31	1.36
4	7	TSVETKOVA Darya	RUS	0.63	(2) 27.04	<b>59.10</b> 32.06	1.47
5	3	DI LIDDO Elena	ITA	0.66	(5) 27.43	<b>59.38</b> 31.95	1.75
6	6	LISTOPADOVA Katarina	SVK	0.69	(4) 27.42	<b>59.57</b> 32.15	1.94
7	8	KOSCHISCHEK Birgit	AUT	0.64	(8) 27.96	<b>59.96</b> 32.00	2.33
8	1	FLOYD Kelsey	USA	0.79	(7) 27.72	<b>1:00.43</b> 32.71	2.80

#### LEGEND

R.T. Reaction time                      UR Universiade record

Timing and Results provided by  **TISSOT**





# Result Book

27th Summer Universiade in Kazan 2013



## Swimming

Women's 200m Butterfly





## Medallists

Медалисты

Medal	Name	Country
GOLD	FUJITA Kona	JPN - Japan
SILVER	KOBAYASHI Nao	JPN - Japan
BRONZE	MARTYNOVA Yana	RUS - Russian Federation



# Result Book

27th Summer Universiade in Kazan 2013



## Swimming

Women's 200m Butterfly Preliminaries





## Start List

Стартовый список

### EVENT NO. 34

	Record	Splits			Name	Country	Location	Date
<b>WR</b>	2:01.81				LIU Zige	CHN	Ji Nan (CHN)	21 OCT 2009
<b>UR</b>	2:06.83	29.09	1:01.17	1:33.75	LACROIX Audrey	CAN	Bangkok (THA)	14 AUG 2007

#### Heat 1 of 3

Lane	Name	Country	Year of Birth	Qualifying Time	Time	Rank
2	VUKANOVIC Tijana	SRB	1992	2:19.00		
3	NAZIEBLO Klaudia	POL	1993	2:12.13		
4	TOSKY Jasmine	USA	1994	2:08.91		
5	MEE Nicole	AUS	1992	2:10.71		
6	LVOVA Kateryna	UKR	1993	2:16.37		
7	GARZON Laura Vanessa	COL	1992	2:28.00		

#### Heat 2 of 3

Lane	Name	Country	Year of Birth	Qualifying Time	Time	Rank
1	EUCEDA GUTIERREZ Ana Marcela	HON	1992	2:28.00		
2	DZERKAL Ganna	UKR	1987	2:18.84		
3	VAN BERKEL Martina	SUI	1989	2:11.52		
4	FLOYD Kelsey	USA	1991	2:08.74		
5	FUJITA Kona	JPN	1992	2:09.73		
6	HORNER Stephanie	CAN	1989	2:15.73		
7	ALVA Pooja Raghava	IND	1990	2:22.23		


#### Heat 3 of 3

Lane	Name	Country	Year of Birth	Qualifying Time	Time	Rank
1	PEREZ Ana Maria	COL	1992	2:28.00		
2	LIAZEVA Anastasiia	RUS	1992	2:18.77		
3	KOBAYASHI Nao	JPN	1993	2:11.47		
4	SAVARD Katerine	CAN	1993	2:08.34		
5	SMITH Amy	AUS	1990	2:09.63		
6	MARTYNOVA Yana	RUS	1988	2:12.14		
7	LIU Ying	CHN	1993	2:20.00		

#### LEGEND

**UR** Universiade record

**WR** World record

Timing and Results provided by  **TISSOT**





## Results Summary

Итоговые результаты

EVENT NO. 34


	Record	Splits			Name	Country	Location	Date
WR	2:01.81				LIU Zige	CHN	Ji Nan (CHN)	21 OCT 2009
UR	2:06.83	29.09	1:01.17	1:33.75	LACROIX Audrey	CAN	Bangkok (THA)	14 AUG 2007

### Heats

Rank	Heat	Lane	Name	Year of Birth	Country Code	R.T.	50m	100m	150m	Time	Time Behind
1	3	4	SAVARD Katerine	1993	CAN	0.63	29.06	1:02.59 33.53	1:36.24 33.65	<b>2:11.38</b> 35.14	Q
2	2	5	FUJITA Kona	1992	JPN	0.74	29.99	1:03.77 33.78	1:37.60 33.83	<b>2:11.72</b> 34.12	0.34 Q
3	1	4	TOSKY Jasmine	1994	USA	0.69	28.98	1:02.44 33.46	1:37.04 34.60	<b>2:12.24</b> 35.20	0.86 Q
4	3	6	MARTYNOVA Yana	1988	RUS	0.81	29.54	1:03.20 33.66	1:37.74 34.54	<b>2:12.59</b> 34.85	1.21 Q
5	3	5	SMITH Amy	1990	AUS	0.76	30.04	1:03.89 33.85	1:38.57 34.68	<b>2:13.21</b> 34.64	1.83 Q
6	2	3	VAN BERKEL Martina	1989	SUI	0.73	29.98	1:03.87 33.89	1:38.70 34.83	<b>2:13.81</b> 35.11	2.43 Q
7	3	3	KOBAYASHI Nao	1993	JPN	0.58	29.94	1:03.75 33.81	1:39.15 35.40	<b>2:14.30</b> 35.15	2.92 Q
8	2	6	HORNER Stephanie	1989	CAN	0.74	30.20	1:04.35 34.15	1:39.47 35.12	<b>2:15.66</b> 36.19	4.28 Q
9	1	3	NAZIEBLO Klaudia	1993	POL	0.88	29.66	1:03.47 33.81	1:38.92 35.45	<b>2:15.80</b> 36.88	4.42 Q
10	2	4	FLOYD Kelsey	1991	USA	0.82	29.98	1:04.70 34.72	1:39.51 34.81	<b>2:16.37</b> 36.86	4.99 Q
11	1	6	LVOVA Kateryna	1993	UKR	0.70	29.65	1:04.62 34.97	1:40.25 35.63	<b>2:17.54</b> 37.29	6.16 Q
12	2	2	DZERKAL Ganna	1987	UKR	0.75	31.03	1:06.00 34.97	1:42.21 36.21	<b>2:19.05</b> 36.84	7.67 Q
13	1	2	VUKANOVIC Tijana	1992	SRB	0.75	29.89	1:04.38 34.49	1:41.17 36.79	<b>2:21.06</b> 39.89	9.68 Q
14	3	7	LIU Ying	1993	CHN	0.83	31.14	1:07.70 36.56	1:45.98 38.28	<b>2:24.86</b> 38.88	13.48 Q
15	3	2	LIAZEVA Anastasiia	1992	RUS	0.68	29.93	1:05.66 35.73	1:44.85 39.19	<b>2:24.98</b> 40.13	13.60 Q
16	2	7	ALVA Pooja Raghava	1990	IND	0.87	32.15	1:09.33 37.18	1:48.07 38.74	<b>2:29.03</b> 40.96	17.65 Q
17	3	1	PEREZ Ana Maria	1992	COL	0.72	32.16	1:10.34 38.18	1:50.52 40.18	<b>2:29.07</b> 38.55	17.69
18	2	1	EUCEDA GUTIERREZ Ana Marcela	1992	HON	0.76	32.20	1:09.90 37.70	1:50.00 40.10	<b>2:31.87</b> 41.87	20.49
19	1	7	GARZON Laura Vanessa	1992	COL	0.88	31.88	1:09.08 37.20	1:49.38 40.30	<b>2:32.85</b> 43.47	21.47
	1	5	MEE Nicole	1992	AUS					DNS	

#### LEGEND

DNS Did not start      Q Qualified for the next phase      R.T. Reaction time

Timing and Results provided by  TISSOT



## Results

Результаты

### EVENT NO. 34

	Record	Splits			Name	Country	Location	Date
<b>WR</b>	2:01.81				LIU Zige	CHN	Ji Nan (CHN)	21 OCT 2009
<b>UR</b>	2:06.83	29.09	1:01.17	1:33.75	LACROIX Audrey	CAN	Bangkok (THA)	14 AUG 2007


#### Heat 1 of 3

Rank	Lane	Name	Country Code	R.T.	50m	100m	150m	Time	Time Behind
1	4	TOSKY Jasmine	USA	0.69	(1) 28.98	(1) 1:02.44 33.46	(1) 1:37.04 34.60	<b>2:12.24</b> 35.20	
2	3	NAZIEBLO Klaudia	POL	0.88	(3) 29.66	(2) 1:03.47 33.81	(2) 1:38.92 35.45	<b>2:15.80</b> 36.88	3.56
3	6	LVOVA Kateryna	UKR	0.70	(2) 29.65	(4) 1:04.62 34.97	(3) 1:40.25 35.63	<b>2:17.54</b> 37.29	5.30
4	2	VUKANOVIC Tijana	SRB	0.75	(4) 29.89	(3) 1:04.38 34.49	(4) 1:41.17 36.79	<b>2:21.06</b> 39.89	8.82
5	7	GARZON Laura Vanessa	COL	0.88	(5) 31.88	(5) 1:09.08 37.20	(5) 1:49.38 40.30	<b>2:32.85</b> 43.47	20.61
	5	MEE Nicole	AUS					<b>DNS</b>	

#### LEGEND

DNS Did not start

R.T. Reaction time

Timing and Results provided by  **TISSOT**





## Results

Результаты

### EVENT NO. 34

	Record	Splits			Name	Country	Location	Date
<b>WR</b>	2:01.81				LIU Zige	CHN	Ji Nan (CHN)	21 OCT 2009
<b>UR</b>	2:06.83	29.09	1:01.17	1:33.75	LACROIX Audrey	CAN	Bangkok (THA)	14 AUG 2007

#### Heat 2 of 3

Rank	Lane	Name	Country Code	R.T.	50m	100m	150m	Time	Time Behind
1	5	FUJITA Kona	JPN	0.74	(3) 29.99	(1) 1:03.77 33.78	(1) 1:37.60 33.83	<b>2:11.72</b> 34.12	
2	3	VAN BERKEL Martina	SUI	0.73	(1) 29.98	(2) 1:03.87 33.89	(2) 1:38.70 34.83	<b>2:13.81</b> 35.11	2.09
3	6	HORNER Stephanie	CAN	0.74	(4) 30.20	(3) 1:04.35 34.15	(3) 1:39.47 35.12	<b>2:15.66</b> 36.19	3.94
4	4	FLOYD Kelsey	USA	0.82	(1) 29.98	(4) 1:04.70 34.72	(4) 1:39.51 34.81	<b>2:16.37</b> 36.86	4.65
5	2	DZERKAL Ganna	UKR	0.75	(5) 31.03	(5) 1:06.00 34.97	(5) 1:42.21 36.21	<b>2:19.05</b> 36.84	7.33
6	7	ALVA Pooja Raghava	IND	0.87	(6) 32.15	(6) 1:09.33 37.18	(6) 1:48.07 38.74	<b>2:29.03</b> 40.96	17.31
7	1	EUCEDA GUTIERREZ Ana Marcela	HON	0.76	(7) 32.20	(7) 1:09.90 37.70	(7) 1:50.00 40.10	<b>2:31.87</b> 41.87	20.15

#### LEGEND

R.T. Reaction time

Timing and Results provided by  **TISSOT**



## Results

Результаты

### EVENT NO. 34


	Record	Splits			Name	Country	Location	Date
<b>WR</b>	2:01.81				LIU Zige	CHN	Ji Nan (CHN)	21 OCT 2009
<b>UR</b>	2:06.83	29.09	1:01.17	1:33.75	LACROIX Audrey	CAN	Bangkok (THA)	14 AUG 2007

#### Heat 3 of 3

Rank	Lane	Name	Country Code	R.T.	50m	100m	150m	Time	Time Behind
1	4	SAVARD Katerine	CAN	0.63	(1) 29.06	(1) 1:02.59 33.53	(1) 1:36.24 33.65	<b>2:11.38</b> 35.14	
2	6	MARTYNOVA Yana	RUS	0.81	(2) 29.54	(2) 1:03.20 33.66	(2) 1:37.74 34.54	<b>2:12.59</b> 34.85	1.21
3	5	SMITH Amy	AUS	0.76	(5) 30.04	(4) 1:03.89 33.85	(3) 1:38.57 34.68	<b>2:13.21</b> 34.64	1.83
4	3	KOBAYASHI Nao	JPN	0.58	(4) 29.94	(3) 1:03.75 33.81	(4) 1:39.15 35.40	<b>2:14.30</b> 35.15	2.92
5	7	LIU Ying	CHN	0.83	(6) 31.14	(6) 1:07.70 36.56	(6) 1:45.98 38.28	<b>2:24.86</b> 38.88	13.48
6	2	LIAZEVA Anastasiia	RUS	0.68	(3) 29.93	(5) 1:05.66 35.73	(5) 1:44.85 39.19	<b>2:24.98</b> 40.13	13.60
7	1	PEREZ Ana Maria	COL	0.72	(7) 32.16	(7) 1:10.34 38.18	(7) 1:50.52 40.18	<b>2:29.07</b> 38.55	17.69

#### LEGEND

R.T. Reaction time

Timing and Results provided by  **TISSOT**



# Result Book

27th Summer Universiade in Kazan 2013



## Swimming

Women's 200m Butterfly Semifinals





## Start List

Стартовый список

### EVENT NO. 34

	Record	Splits			Name	Country	Location	Date
<b>WR</b>	2:01.81				LIU Zige	CHN	Ji Nan (CHN)	21 OCT 2009
<b>UR</b>	2:06.83	29.09	1:01.17	1:33.75	LACROIX Audrey	CAN	Bangkok (THA)	14 AUG 2007

#### Semifinal 1 of 2

Lane	Name	Country	Year of Birth	Qualifying Time	Time	Rank
1	LIAZEVA Anastasiia	RUS	1992	2:24.98		
2	LVOVA Kateryna	UKR	1993	2:17.54		
3	KOBAYASHI Nao	JPN	1993	2:14.30		
4	FUJITA Kona	JPN	1992	2:11.72		
5	SMITH Amy	AUS	1990	2:13.21		
6	NAZIEBLO Klaudia	POL	1993	2:15.80		
7	VUKANOVIC Tijana	SRB	1992	2:21.06		
8	PEREZ Ana Maria	COL	1992	2:29.07		

#### Semifinal 2 of 2

Lane	Name	Country	Year of Birth	Qualifying Time	Time	Rank
1	LIU Ying	CHN	1993	2:24.86		
2	FLOYD Kelsey	USA	1991	2:16.37		
3	VAN BERKEL Martina	SUI	1989	2:13.81		
4	SAVARD Katerine	CAN	1993	2:11.38		
5	MARTYNOVA Yana	RUS	1988	2:12.59		
6	HORNER Stephanie	CAN	1989	2:15.66		
7	DZERKAL Ganna	UKR	1987	2:19.05		
8	ALVA Pooja Raghava	IND	1990	2:29.03		


#### Reserves

Lane	Name	Country	Year of Birth	Qualifying Time	Time	Rank
	EUCEDA GUTIERREZ Ana Marcela	HON	1992	2:31.87		
	GARZON Laura Vanessa	COL	1992	2:32.85		

#### LEGEND

**UR** Universiade record

**WR** World record

Timing and Results provided by  **TISSOT**



## Results Summary

Итоговые результаты

EVENT NO. 34


	Record	Splits			Name	Country	Location	Date
WR	2:01.81				LIU Zige	CHN	Ji Nan (CHN)	21 OCT 2009
UR	2:06.83	29.09	1:01.17	1:33.75	LACROIX Audrey	CAN	Bangkok (THA)	14 AUG 2007

### Semifinals

Rank	Heat	Lane	Name	Year of Birth	Country Code	R.T.	50m	100m	150m	Time	Time Behind
1	1	4	FUJITA Kona	1992	JPN	0.70	29.35	1:02.64	1:36.29	<b>2:09.68</b>	Q
2	2	5	MARTYNOVA Yana	1988	RUS	0.73	29.47	1:02.38	1:36.59	<b>2:10.63</b>	0.95 Q
3	2	3	VAN BERKEL Martina	1989	SUI	0.70	29.79	1:02.92	1:36.93	<b>2:11.61</b>	1.93 Q
4	1	5	SMITH Amy	1990	AUS	0.73	29.89	1:03.47	1:37.54	<b>2:11.82</b>	2.14 Q
5	2	4	SAVARD Katerine	1993	CAN	0.59	28.71	1:01.83	1:35.76	<b>2:12.29</b>	2.61 Q
6	1	3	KOBAYASHI Nao	1993	JPN	0.68	29.23	1:02.60	1:38.40	<b>2:13.78</b>	4.10 Q
7	2	6	HORNER Stephanie	1989	CAN	0.71	29.90	1:03.72	1:38.74	<b>2:14.67</b>	4.99 Q
8	1	6	NAZIEBLO Klaudia	1993	POL	0.82	30.16	1:04.12	1:39.65	<b>2:16.53</b>	6.85 Q
9	1	2	LVOVA Kateryna	1993	UKR	0.71	29.52	1:03.74	1:39.68	<b>2:17.54</b>	7.86
10	2	7	DZERKAL Ganna	1987	UKR	0.73	30.47	1:05.34	1:41.39	<b>2:18.02</b>	8.34
11	2	2	FLOYD Kelsey	1991	USA	0.79	29.33	1:04.05	1:40.32	<b>2:18.39</b>	8.71
12	1	7	VUKANOVIC Tijana	1992	SRB	0.78	30.80	1:06.05	1:43.17	<b>2:22.24</b>	12.56
13	2	1	LIU Ying	1993	CHN	0.88	31.46	1:07.30	1:44.96	<b>2:23.23</b>	13.55
14	1	1	LIAZEVA Anastasiia	1992	RUS	0.71	28.50	1:02.71	1:41.80	<b>2:25.42</b>	15.74
15	1	8	PEREZ Ana Maria	1992	COL	0.71	31.41	1:08.49	1:47.96	<b>2:27.38</b>	17.70
	2	8	ALVA Pooja Raghava	1990	IND					DNS	

#### LEGEND

DNS Did not start      Q Qualified for the next phase      R.T. Reaction time

Timing and Results provided by  TISSOT



## Results

Результаты

### EVENT NO. 34


	Record	Splits			Name	Country	Location	Date
<b>WR</b>	2:01.81				LIU Zige	CHN	Ji Nan (CHN)	21 OCT 2009
<b>UR</b>	2:06.83	29.09	1:01.17	1:33.75	LACROIX Audrey	CAN	Bangkok (THA)	14 AUG 2007

#### Semifinal 1 of 2

Rank	Lane	Name	Country Code	R.T.	50m	100m	150m	Time	Time Behind
1	4	FUJITA Kona	JPN	0.70	(3) 29.35	(2) 1:02.64 33.29	(1) 1:36.29 33.65	<b>2:09.68</b> 33.39	
2	5	SMITH Amy	AUS	0.73	(5) 29.89	(4) 1:03.47 33.58	(2) 1:37.54 34.07	<b>2:11.82</b> 34.28	2.14
3	3	KOBAYASHI Nao	JPN	0.68	(2) 29.23	(1) 1:02.60 33.37	(3) 1:38.40 35.80	<b>2:13.78</b> 35.38	4.10
4	6	NAZIEBLO Klaudia	POL	0.82	(6) 30.16	(6) 1:04.12 33.96	(4) 1:39.65 35.53	<b>2:16.53</b> 36.88	6.85
5	2	LVOVA Kateryna	UKR	0.71	(4) 29.52	(5) 1:03.74 34.22	(5) 1:39.68 35.94	<b>2:17.54</b> 37.86	7.86
6	7	VUKANOVIC Tijana	SRB	0.78	(7) 30.80	(7) 1:06.05 35.25	(7) 1:43.17 37.12	<b>2:22.24</b> 39.07	12.56
7	1	LIAZEVA Anastasiia	RUS	0.71	(1) 28.50	(3) 1:02.71 34.21	(6) 1:41.80 39.09	<b>2:25.42</b> 43.62	15.74
8	8	PEREZ Ana Maria	COL	0.71	(8) 31.41	(8) 1:08.49 37.08	(8) 1:47.96 39.47	<b>2:27.38</b> 39.42	17.70

#### LEGEND

R.T. Reaction time

Timing and Results provided by  **TISSOT**





## Results

Результаты

### EVENT NO. 34

	Record	Splits			Name	Country	Location	Date
<b>WR</b>	2:01.81				LIU Zige	CHN	Ji Nan (CHN)	21 OCT 2009
<b>UR</b>	2:06.83	29.09	1:01.17	1:33.75	LACROIX Audrey	CAN	Bangkok (THA)	14 AUG 2007


#### Semifinal 2 of 2

Rank	Lane	Name	Country Code	R.T.	50m	100m	150m	Time	Time Behind
1	5	MARTYNOVA Yana	RUS	0.73	(3) 29.47	(2) 1:02.38 32.91	(2) 1:36.59 34.21	<b>2:10.63</b>	
2	3	VAN BERKEL Martina	SUI	0.70	(4) 29.79	(3) 1:02.92 33.13	(3) 1:36.93 34.01	<b>2:11.61</b>	0.98
3	4	SAVARD Katerine	CAN	0.59	(1) 28.71	(1) 1:01.83 33.12	(1) 1:35.76 33.93	<b>2:12.29</b>	1.66
4	6	HORNER Stephanie	CAN	0.71	(5) 29.90	(4) 1:03.72 33.82	(4) 1:38.74 35.02	<b>2:14.67</b>	4.04
5	7	DZERKAL Ganna	UKR	0.73	(6) 30.47	(6) 1:05.34 34.87	(6) 1:41.39 36.05	<b>2:18.02</b>	7.39
6	2	FLOYD Kelsey	USA	0.79	(2) 29.33	(5) 1:04.05 34.72	(5) 1:40.32 36.27	<b>2:18.39</b>	7.76
7	1	LIU Ying	CHN	0.88	(7) 31.46	(7) 1:07.30 35.84	(7) 1:44.96 37.66	<b>2:23.23</b>	12.60
	8	ALVA Pooja Raghava	IND					<b>DNS</b>	

#### LEGEND

DNS Did not start

R.T. Reaction time

Timing and Results provided by  **TISSOT**



# Result Book

27th Summer Universiade in Kazan 2013



## Swimming

Women's 200m Butterfly Final





## Start List

Стартовый список

### EVENT NO. 34

	Record	Splits			Name	Country	Location	Date
<b>WR</b>	2:01.81				LIU Zige	CHN	Ji Nan (CHN)	21 OCT 2009
<b>UR</b>	2:06.83	29.09	1:01.17	1:33.75	LACROIX Audrey	CAN	Bangkok (THA)	14 AUG 2007

#### Final

Lane	Name	Country	Year of Birth	Qualifying Time	Time	Rank
1	HORNER Stephanie	CAN	1989	2:14.67		
2	SAVARD Katerine	CAN	1993	2:12.29		
3	VAN BERKEL Martina	SUI	1989	2:11.61		
4	FUJITA Kona	JPN	1992	2:09.68		
5	MARTYNOVA Yana	RUS	1988	2:10.63		
6	SMITH Amy	AUS	1990	2:11.82		
7	KOBAYASHI Nao	JPN	1993	2:13.78		
8	NAZIEBLO Klaudia	POL	1993	2:16.53		


#### Reserves

Lane	Name	Country	Year of Birth	Qualifying Time	Time	Rank
	LVOVA Kateryna	UKR	1993	2:17.54		
	DZERKAL Ganna	UKR	1987	2:18.02		

#### LEGEND

**UR** Universiade record

**WR** World record

Timing and Results provided by  **TISSOT**



## Results

Результаты

### EVENT NO. 34


	Record	Splits			Name	Country	Location	Date
<b>WR</b>	2:01.81	27.19	58.08	1:30.20	LIU Zige	CHN	Ji Nan (CHN)	21 OCT 2009
<b>UR</b>	2:06.83	29.09	1:01.17	1:33.75	LACROIX Audrey	CAN	Bangkok (THA)	14 AUG 2007

#### Final

Rank	Lane	Name	Country Code	R.T.	50m	100m	150m	Time	Time Behind
1	4	FUJITA Kona	JPN	0.74	(5) 29.56	(5) 1:03.05 33.49	(4) 1:36.35 33.30	<b>2:09.66</b> 33.31	
2	7	KOBAYASHI Nao	JPN	0.81	(2) 29.06	(2) 1:01.99 32.93	(2) 1:35.66 33.67	<b>2:10.65</b> 34.99	0.99
3	5	MARTYNOVA Yana	RUS	0.79	(3) 29.23	(3) 1:02.03 32.80	(3) 1:35.92 33.89	<b>2:10.72</b> 34.80	1.06
4	2	SAVARD Katerine	CAN	0.55	(1) 28.54	(1) 1:01.11 32.57	(1) 1:34.53 33.42	<b>2:11.02</b> 36.49	1.36
5	6	SMITH Amy	AUS	0.74	(6) 29.69	(6) 1:03.29 33.60	(5) 1:37.18 33.89	<b>2:11.07</b> 33.89	1.41
6	3	VAN BERKEL Martina	SUI	0.73	(8) 30.14	(7) 1:03.75 33.61	(7) 1:37.71 33.96	<b>2:12.83</b> 35.12	3.17
7	8	NAZIEBLO Klaudia	POL	0.86	(4) 29.54	(4) 1:02.81 33.27	(6) 1:37.29 34.48	<b>2:12.86</b> 35.57	3.20
8	1	HORNER Stephanie	CAN	0.72	(7) 30.05	(8) 1:04.19 34.14	(8) 1:39.81 35.62	<b>2:17.00</b> 37.19	7.34

#### LEGEND

R.T. Reaction time

Timing and Results provided by  TISSOT





# Result Book

27th Summer Universiade in Kazan 2013



## Swimming

Women's 50m Breaststroke





## Medallists

Медалисты

Medal	Name	Country
GOLD	EFIMOVA Iulia	RUS - Russian Federation
SILVER	CHOCOVA Petra	CZE - Czech Republic
BRONZE	ARTEMEVA Valentina	RUS - Russian Federation





# Result Book

27th Summer Universiade in Kazan 2013



## Swimming

Women's 50m Breaststroke Preliminaries





### Start List

Стартовый список

EVENT NO. 32

REVISED

11 JUL 08:18

	Record	Name	Country	Location	Date
WR	29.80	HARDY Jessica A	USA	Federal Way (USA)	7 AUG 2009
UR	30.88	JENDRICK Megan	USA	Izmir (TUR)	12 AUG 2005

#### Heat 1 of 5

Lane	Name	Country	Year of Birth	Qualifying Time	Time	Rank
1	MICHALAKA Maria Georgia	GRE	1993			
2	WERAGAMA Chathuri	SRI	1991	41.07		
3	LEUNG Chii Lin	MAS	1991	36.05		
4	SEE Christabel	SIN	1992	35.24		
5	GHARAKHANI Vane	ARM	1992	35.60		
6	JARAMILLO Maria Sara	COL	1993	38.00		
7	STACY Stacy	KEN	1990	42.00		

#### Heat 2 of 5

Lane	Name	Country	Year of Birth	Qualifying Time	Time	Rank
1	HAPSARI Patricia Yosita	INA	1993	34.58		
2	RODRIGUEZ Byanca Melissa	MEX	1994	33.42		
3	KONG Yvette Man Yi	HKG	1993	32.86		
4	SCOTT Aisling	AUS	1992	32.79		
5	CARRILLO AVILEZ Ana Daniela	MEX	1993	32.80		
6	MCGILL Emily	NZL	1994	33.41		
7	ASIS Mijal	ARG	1993	34.29		
8	FERGUSON Robyn	RSA	1992	34.68		

#### Heat 3 of 5

Lane	Name	Country	Year of Birth	Qualifying Time	Time	Rank
1	REITSHAMMER Caroline	AUT	1991	32.48		
2	KANASASHI Miku	JPN	1994	32.03		
3	SOGAR Laura	USA	1991	31.56		
4	CARVALHO Ana Carla	BRA	1991	30.90		
5	LIVER Mariia	UKR	1990	31.09		
6	DE ASCENTIS Giulia	ITA	1993	31.79		
7	ERIKSSON Jessica	SWE	1993	32.25		
8	MIMOVICOVA Zuzana	SVK	1989	32.62		



Heat 4 of 5

Lane	Name	Country	Year of Birth	Qualifying Time	Time	Rank
1	MCCLELLAN Emily	USA	1992	32.42		
2	RISLING Tianna Chantelle	CAN	1993	31.88		
3	VAN BEILEN Tera Colleen	CAN	1993	31.40		
4	CHOCOVA Petra	CZE	1986	30.71		
5	WANG Chang	CHN	1994	31.07		
6	SCARCELLA Ilaria	ITA	1993	31.76		
7	CHEN I-Chuan	TPE	1991	32.25		
8	LEI On Kei	MAC	1991	32.58		


Heat 5 of 5

Lane	Name	Country	Year of Birth	Qualifying Time	Time	Rank
1	HOSOKOSHI Satori	JPN	1994	32.30		
2	TALANOVA Daria	KGZ	1995	31.84		
3	DOYLE Fiona	IRL	1991	31.32		
4	EFIMOVA Iulia	RUS	1992	30.56		
5	ARTEMEVA Valentina	RUS	1986	31.03		
6	MORAVCIKOVA Martina	CZE	1988	31.70		
7	DOBRAL Coralie	FRA	1987	32.14		
8	BANACH Yuliya	ISR	1992	32.50		

LEGEND

UR Universiade record      WR World record

Athlete LEI On Kei added to the event. Event re-seeded.

Timing and Results provided by  TISSOT



## Results Summary

Итоговые результаты

EVENT NO. 32


	Record	Name	Country	Location	Date
WR	29.80	HARDY Jessica A	USA	Federal Way (USA)	7 AUG 2009
UR	30.88	JENDRICK Megan	USA	Izmir (TUR)	12 AUG 2005

### Heats

Rank	Heat	Lane	Name	Year of Birth	Country Code	R.T.	Time	Time Behind	
1	4	4	CHOCOVA Petra	1986	CZE	0.69	30.67		Q UR
2	5	4	EFIMOVA Iulia	1992	RUS	0.69	31.10	0.43	Q
3	3	5	LIVER Mariia	1990	UKR	0.68	31.47	0.80	Q
4	5	3	DOYLE Fiona	1991	IRL	0.64	31.76	1.09	Q
5	4	2	RISSLING Tianna Chantelle	1993	CAN	0.65	31.84	1.17	Q
6	5	5	ARTEMEVA Valentina	1986	RUS	0.65	31.96	1.29	Q
7	3	3	SOGAR Laura	1991	USA	0.72	32.07	1.40	Q
8	3	2	KANASASHI Miku	1994	JPN	0.70	32.23	1.56	Q
9	4	5	WANG Chang	1994	CHN	0.69	32.30	1.63	Q
10	3	7	ERIKSSON Jessica	1993	SWE	0.74	32.31	1.64	Q
11	3	4	CARVALHO Ana Carla	1991	BRA	0.71	32.34	1.67	Q
12	4	1	MCCLELLAN Emily	1992	USA	0.77	32.43	1.76	Q
13	4	3	VAN BEILEN Tera Colleen	1993	CAN	0.76	32.49	1.82	Q
14	3	1	REITSHAMMER Caroline	1991	AUT	0.71	32.55	1.88	Q
15	5	7	DOBRAL Coralie	1987	FRA	0.71	32.59	1.92	Q
16	3	6	DE ASCENTIS Giulia	1993	ITA	0.70	32.65	1.98	Q
17	5	6	MORAVCIKOVA Martina	1988	CZE	0.75	32.71	2.04	
18	4	6	SCARCELLA Ilaria	1993	ITA	0.71	32.75	2.08	
19	5	1	HOSOKOSHI Satori	1994	JPN	0.66	32.78	2.11	
20	3	8	MIMOVICOVA Zuzana	1989	SVK	0.70	32.87	2.20	
21	2	5	CARRILLO AVILEZ Ana	1993	MEX	0.71	32.95	2.28	
22	5	2	TALANOVA Daria	1995	KGZ	0.78	33.07	2.40	
23	5	8	BANACH Yuliya	1992	ISR	0.73	33.11	2.44	
24	4	7	CHEN I-Chuan	1991	TPE	0.70	33.25	2.58	
25	2	4	SCOTT Aisling	1992	AUS	0.70	33.30	2.63	
26	2	3	KONG Yvette Man Yi	1993	HKG	0.68	33.52	2.85	
27	1	1	MICHALAKA Maria Georgia	1993	GRE	0.70	33.60	2.93	
28	2	2	RODRIGUEZ Byanca Melissa	1994	MEX	0.72	33.78	3.11	
29	2	8	FERGUSON Robyn	1992	RSA	0.68	33.84	3.17	
30	4	8	LEI On Kei	1991	MAC	0.68	34.20	3.53	
31	2	6	MCGILL Emily	1994	NZL	0.78	34.69	4.02	
32	2	7	ASIS Mijal	1993	ARG	0.66	35.71	5.04	
33	1	3	LEUNG Chii Lin	1991	MAS	0.71	35.91	5.24	
34	2	1	HAPSARI Patricia Yosita	1993	INA	0.69	36.18	5.51	
35	1	4	SEE Christabel	1992	SIN	0.69	36.22	5.55	
36	1	6	JARAMILLO Maria Sara	1993	COL	0.75	41.63	10.96	
37	1	2	WERAGAMA Chathuri	1991	SRI	0.82	43.00	12.33	
38	1	7	STACY Stacy	1990	KEN	0.81	43.39	12.72	
	1	5	GHARAKHANI Vane	1992	ARM		DSQ		

#### LEGEND

DSQ Disqualified      Q Qualified for the next phase      R.T. Reaction time      UR Universiade record

Timing and Results provided by  TISSOT



## Results

Результаты

### EVENT NO. 32

	Record	Name	Country	Location	Date
<b>WR</b>	29.80	HARDY Jessica A	USA	Federal Way (USA)	7 AUG 2009
<b>UR</b>	30.88	JENDRICK Megan	USA	Izmir (TUR)	12 AUG 2005


#### Heat 1 of 5

Rank	Lane	Name	Country Code	R.T.	Time	Time Behind
1	1	MICHALAKA Maria Georgia	GRE	0.70	<b>33.60</b>	
2	3	LEUNG Chii Lin	MAS	0.71	<b>35.91</b>	2.31
3	4	SEE Christabel	SIN	0.69	<b>36.22</b>	2.62
4	6	JARAMILLO Maria Sara	COL	0.75	<b>41.63</b>	8.03
5	2	WERAGAMA Chathuri	SRI	0.82	<b>43.00</b>	9.40
6	7	STACY Stacy	KEN	0.81	<b>43.39</b>	9.79
	5	GHARAKHANI Vane	ARM		<b>DSQ</b>	

#### LEGEND

**DSQ** Disqualified

**R.T.** Reaction time

Timing and Results provided by  **TISSOT**



## Results

Результаты

### EVENT NO. 32


	Record	Name	Country	Location	Date
<b>WR</b>	29.80	HARDY Jessica A	USA	Federal Way (USA)	7 AUG 2009
<b>UR</b>	30.88	JENDRICK Megan	USA	Izmir (TUR)	12 AUG 2005

#### Heat 2 of 5

Rank	Lane	Name	Country Code	R.T.	Time	Time Behind
1	5	CARRILLO AVILEZ Ana Daniela	MEX	0.71	<b>32.95</b>	
2	4	SCOTT Aisling	AUS	0.70	<b>33.30</b>	0.35
3	3	KONG Yvette Man Yi	HKG	0.68	<b>33.52</b>	0.57
4	2	RODRIGUEZ Byanca Melissa	MEX	0.72	<b>33.78</b>	0.83
5	8	FERGUSON Robyn	RSA	0.68	<b>33.84</b>	0.89
6	6	MCGILL Emily	NZL	0.78	<b>34.69</b>	1.74
7	7	ASIS Mijal	ARG	0.66	<b>35.71</b>	2.76
8	1	HAPSARI Patricia Yosita	INA	0.69	<b>36.18</b>	3.23

#### LEGEND

R.T. Reaction time

Timing and Results provided by  **TISSOT**





## Results

Результаты

### EVENT NO. 32

	Record	Name	Country	Location	Date
<b>WR</b>	29.80	HARDY Jessica A	USA	Federal Way (USA)	7 AUG 2009
<b>UR</b>	30.88	JENDRICK Megan	USA	Izmir (TUR)	12 AUG 2005

#### Heat 3 of 5

Rank	Lane	Name	Country Code	R.T.	Time	Time Behind
1	5	LIVER Mariia	UKR	0.68	<b>31.47</b>	
2	3	SOGAR Laura	USA	0.72	<b>32.07</b>	0.60
3	2	KANASASHI Miku	JPN	0.70	<b>32.23</b>	0.76
4	7	ERIKSSON Jessica	SWE	0.74	<b>32.31</b>	0.84
5	4	CARVALHO Ana Carla	BRA	0.71	<b>32.34</b>	0.87
6	1	REITSHAMMER Caroline	AUT	0.71	<b>32.55</b>	1.08
7	6	DE ASCENTIS Giulia	ITA	0.70	<b>32.65</b>	1.18
8	8	MIMOVICOVA Zuzana	SVK	0.70	<b>32.87</b>	1.40

#### LEGEND

R.T. Reaction time

Timing and Results provided by  **TISSOT**



## Results

Результаты

### EVENT NO. 32


	Record	Name	Country	Location	Date
<b>WR</b>	29.80	HARDY Jessica A	USA	Federal Way (USA)	7 AUG 2009
<b>UR</b>	30.88	JENDRICK Megan	USA	Izmir (TUR)	12 AUG 2005

#### Heat 4 of 5

Rank	Lane	Name	Country Code	R.T.	Time	Time Behind
1	4	CHOCOVA Petra	CZE	0.69	<b>30.67</b>	UR
2	2	RISLING Tianna Chantelle	CAN	0.65	<b>31.84</b>	1.17
3	5	WANG Chang	CHN	0.69	<b>32.30</b>	1.63
4	1	MCCLELLAN Emily	USA	0.77	<b>32.43</b>	1.76
5	3	VAN BEILEN Tera Colleen	CAN	0.76	<b>32.49</b>	1.82
6	6	SCARCELLA Ilaria	ITA	0.71	<b>32.75</b>	2.08
7	7	CHEN I-Chuan	TPE	0.70	<b>33.25</b>	2.58
8	8	LEI On Kei	MAC	0.68	<b>34.20</b>	3.53

#### LEGEND

R.T. Reaction time                      UR Universiade record

Timing and Results provided by  **TISSOT**



## Results

Результаты

### EVENT NO. 32


	Record	Name	Country	Location	Date
<b>WR</b>	29.80	HARDY Jessica A	USA	Federal Way (USA)	7 AUG 2009
<b>UR</b>	30.67	CHOCOVA Petra	CZE	Kazan (RUS)	15 JUL 2013

#### Heat 5 of 5

Rank	Lane	Name	Country Code	R.T.	Time	Time Behind
1	4	EFIMOVA Iulia	RUS	0.69	<b>31.10</b>	
2	3	DOYLE Fiona	IRL	0.64	<b>31.76</b>	0.66
3	5	ARTEMEVA Valentina	RUS	0.65	<b>31.96</b>	0.86
4	7	DOBRAL Coralie	FRA	0.71	<b>32.59</b>	1.49
5	6	MORAVCIKOVA Martina	CZE	0.75	<b>32.71</b>	1.61
6	1	HOSOKOSHI Satori	JPN	0.66	<b>32.78</b>	1.68
7	2	TALANOVA Daria	KGZ	0.78	<b>33.07</b>	1.97
8	8	BANACH Yuliya	ISR	0.73	<b>33.11</b>	2.01

#### LEGEND

R.T. Reaction time

Timing and Results provided by  **TISSOT**



# Result Book

27th Summer Universiade in Kazan 2013



## Swimming

Women's 50m Breaststroke Semifinals





## Start List

Стартовый список

### EVENT NO. 32

	Record	Name	Country	Location	Date
WR	29.80	HARDY Jessica A	USA	Federal Way (USA)	7 AUG 2009
UR	30.67	CHOCOVA Petra	CZE	Kazan (RUS)	15 JUL 2013

#### Semifinal 1 of 2

Lane	Name	Country	Year of Birth	Qualifying Time	Time	Rank
1	REITSHAMMER Caroline	AUT	1991	32.55		
2	ERIKSSON Jessica	SWE	1993	32.31		
3	ARTEMEVA Valentina	RUS	1986	31.96		
4	EFIMOVA Iulia	RUS	1992	31.10		
5	DOYLE Fiona	IRL	1991	31.76		
6	KANASASHI Miku	JPN	1994	32.23		
7	MCCLELLAN Emily	USA	1992	32.43		
8	DE ASCENTIS Giulia	ITA	1993	32.65		

#### Semifinal 2 of 2

Lane	Name	Country	Year of Birth	Qualifying Time	Time	Rank
1	VAN BEILEN Tera Colleen	CAN	1993	32.49		
2	WANG Chang	CHN	1994	32.30		
3	RISSLING Tianna Chantelle	CAN	1993	31.84		
4	CHOCOVA Petra	CZE	1986	30.67		
5	LIVER Mariia	UKR	1990	31.47		
6	SOGAR Laura	USA	1991	32.07		
7	CARVALHO Ana Carla	BRA	1991	32.34		
8	DOBRAL Coralie	FRA	1987	32.59		


#### Reserves

Lane	Name	Country	Year of Birth	Qualifying Time	Time	Rank
	MORAVCIKOVA Martina	CZE	1988	32.71		
	SCARCELLA Ilaria	ITA	1993	32.75		

#### LEGEND

UR Universiade record

WR World record

Timing and Results provided by  **TISSOT**



## Results Summary

Итоговые результаты

EVENT NO. 32


	Record	Name	Country	Location	Date
<b>WR</b>	29.80	HARDY Jessica A	USA	Federal Way (USA)	7 AUG 2009
<b>UR</b>	30.67	CHOCOVA Petra	CZE	Kazan (RUS)	15 JUL 2013

### Semifinals

Rank	Heat	Lane	Name	Year of Birth	Country Code	R.T.	Time	Time Behind	
1	1	4	EFIMOVA Iulia	1992	RUS	0.70	<b>30.72</b>		<b>Q</b>
2	2	4	CHOCOVA Petra	1986	CZE	0.70	<b>30.75</b>	0.03	<b>Q</b>
3	2	5	LIVER Mariia	1990	UKR	0.69	<b>31.16</b>	0.44	<b>Q</b>
4	1	3	ARTEMEVA Valentina	1986	RUS	0.66	<b>31.41</b>	0.69	<b>Q</b>
5	1	5	DOYLE Fiona	1991	IRL	0.65	<b>31.44</b>	0.72	<b>Q</b>
6	2	3	RISSLING Tianna Chantelle	1993	CAN	0.68	<b>31.47</b>	0.75	<b>Q</b>
7	2	6	SOGAR Laura	1991	USA	0.72	<b>31.69</b>	0.97	<b>Q</b>
8	1	7	MCCLELLAN Emily	1992	USA	0.75	<b>31.87</b>	1.15	<b>Q</b>
9	2	2	WANG Chang	1994	CHN	0.70	<b>31.95</b>	1.23	
10	2	1	VAN BEILEN Tera Colleen	1993	CAN	0.72	<b>32.00</b>	1.28	
11	2	7	CARVALHO Ana Carla	1991	BRA	0.71	<b>32.13</b>	1.41	
12	1	8	DE ASCENTIS Giulia	1993	ITA	0.71	<b>32.19</b>	1.47	
13	1	2	ERIKSSON Jessica	1993	SWE	0.76	<b>32.48</b>	1.76	
14	1	1	REITSHAMMER Caroline	1991	AUT	0.73	<b>32.52</b>	1.80	
15	2	8	DOBRAL Coralie	1987	FRA	0.71	<b>32.62</b>	1.90	
16	1	6	KANASASHI Miku	1994	JPN	0.69	<b>32.64</b>	1.92	

#### LEGEND

**Q** Qualified for the next phase      **R.T.** Reaction time

Timing and Results provided by  **TISSOT**





## Results

Результаты

### EVENT NO. 32

	Record	Name	Country	Location	Date
<b>WR</b>	29.80	HARDY Jessica A	USA	Federal Way (USA)	7 AUG 2009
<b>UR</b>	30.67	CHOCOVA Petra	CZE	Kazan (RUS)	15 JUL 2013

#### Semifinal 1 of 2

Rank	Lane	Name	Country Code	R.T.	Time	Time Behind
1	4	EFIMOVA Iulia	RUS	0.70	<b>30.72</b>	
2	3	ARTEMEVA Valentina	RUS	0.66	<b>31.41</b>	0.69
3	5	DOYLE Fiona	IRL	0.65	<b>31.44</b>	0.72
4	7	MCCLELLAN Emily	USA	0.75	<b>31.87</b>	1.15
5	8	DE ASCENTIS Giulia	ITA	0.71	<b>32.19</b>	1.47
6	2	ERIKSSON Jessica	SWE	0.76	<b>32.48</b>	1.76
7	1	REITSHAMMER Caroline	AUT	0.73	<b>32.52</b>	1.80
8	6	KANASASHI Miku	JPN	0.69	<b>32.64</b>	1.92

#### LEGEND

R.T. Reaction time

Timing and Results provided by  **TISSOT**



## Results

Результаты

### EVENT NO. 32


	Record	Name	Country	Location	Date
<b>WR</b>	29.80	HARDY Jessica A	USA	Federal Way (USA)	7 AUG 2009
<b>UR</b>	30.67	CHOCOVA Petra	CZE	Kazan (RUS)	15 JUL 2013

#### Semifinal 2 of 2

Rank	Lane	Name	Country Code	R.T.	Time	Time Behind
1	4	CHOCOVA Petra	CZE	0.70	<b>30.75</b>	
2	5	LIVER Mariia	UKR	0.69	<b>31.16</b>	0.41
3	3	RISSLING Tianna Chantelle	CAN	0.68	<b>31.47</b>	0.72
4	6	SOGAR Laura	USA	0.72	<b>31.69</b>	0.94
5	2	WANG Chang	CHN	0.70	<b>31.95</b>	1.20
6	1	VAN BEILEN Tera Colleen	CAN	0.72	<b>32.00</b>	1.25
7	7	CARVALHO Ana Carla	BRA	0.71	<b>32.13</b>	1.38
8	8	DOBRAL Coralie	FRA	0.71	<b>32.62</b>	1.87

#### LEGEND

R.T. Reaction time

Timing and Results provided by  **TISSOT**



# Result Book

27th Summer Universiade in Kazan 2013



## Swimming

Women's 50m Breaststroke Final





## Start List

Стартовый список

### EVENT NO. 32

	Record	Name	Country	Location	Date
<b>WR</b>	29.80	HARDY Jessica A	USA	Federal Way (USA)	7 AUG 2009
<b>UR</b>	30.67	CHOCOVA Petra	CZE	Kazan (RUS)	15 JUL 2013

#### Final

Lane	Name	Country	Year of Birth	Qualifying Time	Time	Rank
1	SOGAR Laura	USA	1991	31.69		
2	DOYLE Fiona	IRL	1991	31.44		
3	LIVER Mariia	UKR	1990	31.16		
4	EFIMOVA Iulia	RUS	1992	30.72		
5	CHOCOVA Petra	CZE	1986	30.75		
6	ARTEMEVA Valentina	RUS	1986	31.41		
7	RISSLING Tianna Chantelle	CAN	1993	31.47		
8	MCCLELLAN Emily	USA	1992	31.87		


#### Reserves

Lane	Name	Country	Year of Birth	Qualifying Time	Time	Rank
	WANG Chang	CHN	1994	31.95		
	VAN BEILEN Tera Colleen	CAN	1993	32.00		

#### LEGEND

**UR** Universiade record

**WR** World record

Timing and Results provided by  **TISSOT**



## Results

Результаты

### EVENT NO. 32


	Record	Name	Country	Location	Date
<b>WR</b>	29.80	HARDY Jessica A	USA	Federal Way (USA)	7 AUG 2009
<b>UR</b>	30.67	CHOCOVA Petra	CZE	Kazan (RUS)	15 JUL 2013

### Final

Rank	Lane	Name	Country Code	R.T.	Time	Time Behind
1	4	EFIMOVA Iulia	RUS	0.69	<b>30.12</b>	UR
2	5	CHOCOVA Petra	CZE	0.73	<b>30.99</b>	0.87
3	6	ARTEMEVA Valentina	RUS	0.66	<b>31.39</b>	1.27
4	2	DOYLE Fiona	IRL	0.64	<b>31.40</b>	1.28
5	3	LIVER Mariia	UKR	0.70	<b>31.44</b>	1.32
6	7	RISSLING Tianna Chantelle	CAN	0.66	<b>31.56</b>	1.44
7	8	MCCLELLAN Emily	USA	0.79	<b>31.64</b>	1.52
8	1	SOGAR Laura	USA	0.70	<b>31.76</b>	1.64

#### LEGEND

R.T. Reaction time                      UR Universiade record

Timing and Results provided by  **TISSOT**





# Result Book

27th Summer Universiade in Kazan 2013



## Swimming

Women's 100m Breaststroke







## Medallists

Медалисты

Medal	Name	Country
GOLD	EFIMOVA Iulia	RUS - Russian Federation
SILVER	DOYLE Fiona	IRL - Ireland
BRONZE	SOGAR Laura	USA - United States Of America



# Result Book

27th Summer Universiade in Kazan 2013



## Swimming

Women's 100m Breaststroke Preliminaries





### Start List

Стартовый список

EVENT NO. 11

REVISED

11 JUL 07:56

	Record	Split	Name	Country	Location	Date
WR	1:04.45	29.80	HARDY Jessica A	USA	Federal Way (USA)	7 AUG 2009
UR	1:07.15	32.12	BOGGIATTO Chiara	ITA	Belgrade (SRB)	7 JUL 2009

#### Heat 1 of 5

Lane	Name	Country	Year of Birth	Qualifying Time	Time	Rank
1	WERAGAMA Chathuri	SRI	1991	1:32.00		
2	LEUNG Chii Lin	MAS	1991	1:23.56		
3	GHARAKHANI Vane	ARM	1992	1:15.95		
4	RODRIGUEZ Byanca Melissa	MEX	1994	1:12.74		
5	FERGUSON Robyn	RSA	1992	1:15.48		
6	SEE Christabel	SIN	1992	1:19.40		
7	JARAMILLO Maria Sara	COL	1993	1:28.00		

#### Heat 2 of 5

Lane	Name	Country	Year of Birth	Qualifying Time	Time	Rank
1	MCGILL Emily	NZL	1994	1:12.30		
2	RIBAKOVA Alona	LAT	1991	1:11.88		
3	KONG Yvette Man Yi	HKG	1993	1:10.93		
4	REITSHAMMER Caroline	AUT	1991	1:10.86		
5	CARRILLO AVILEZ Ana Daniela	MEX	1993	1:10.90		
6	ERIKSSON Jessica	SWE	1993	1:11.45		
7	LEI On Kei	MAC	1991	1:12.27		
8	ASIS Mijal	ARG	1993	1:12.63		

#### Heat 3 of 5

Lane	Name	Country	Year of Birth	Qualifying Time	Time	Rank
1	JEONG Darae	KOR	1991	1:10.33		
2	SCARCELLA Ilaria	ITA	1993	1:09.41		
3	DE ASCENTIS Giulia	ITA	1993	1:08.84		
4	SOGAR Laura	USA	1991	1:07.57		
5	LIVER Mariia	UKR	1990	1:08.64		
6	SCOTT Aisling	AUS	1992	1:09.07		
7	WANG Chang	CHN	1994	1:10.00		
8	TALANOVA Daria	KGZ	1995	1:10.83		



Heat 4 of 5

Lane	Name	Country	Year of Birth	Qualifying Time	Time	Rank
1	RISSLING Tianna Chantelle	CAN	1993	1:10.25		
2	BACK Suyeon	KOR	1991	1:09.33		
3	SANO Kana	JPN	1991	1:08.80		
4	MCCLELLAN Emily	USA	1992	1:07.43		
5	DOYLE Fiona	IRL	1991	1:08.23		
6	MOTEGI Mio	JPN	1994	1:08.93		
7	CHEN I-Chuan	TPE	1991	1:10.00		
8	MIMOVICOVA Zuzana	SVK	1989	1:10.76		


Heat 5 of 5

Lane	Name	Country	Year of Birth	Qualifying Time	Time	Rank
1	DOBRAL Coralie	FRA	1987	1:10.20		
2	CHAUN Anastasia	RUS	1988	1:09.20		
3	MICHALAKA Maria Georgia	GRE	1993	1:08.66		
4	EFIMOVA Iulia	RUS	1992	1:06.51		
5	VAN BEILEN Tera Colleen	CAN	1993	1:08.15		
6	MORAVCIKOVA Martina	CZE	1988	1:08.92		
7	CARVALHO Ana Carla	BRA	1991	1:09.90		
8	BANACH Yuliya	ISR	1992	1:10.50		

LEGEND

UR Universiade record      WR World record

athlete LEI On Kei added to the event. Event re-seeded.

Timing and Results provided by  TISSOT



## Results Summary


Итоговые результаты

EVENT NO. 11

	Record	Split	Name	Country	Location	Date
<b>WR</b>	1:04.45	29.80	HARDY Jessica A	USA	Federal Way (USA)	7 AUG 2009
<b>UR</b>	1:07.15	32.12	BOGGIATTO Chiara	ITA	Belgrade (SRB)	7 JUL 2009

### Heats

Rank	Heat	Lane	Name	Year of Birth	Country Code	R.T.	50m	Time	Time Behind
1	5	4	EFIMOVA Iulia	1992	RUS	0.73	31.78	<b>1:07.60</b> 35.82	Q
2	4	6	MOTEGI Mio	1994	JPN	0.69	32.58	<b>1:08.73</b> 36.15	1.13 Q
3	3	4	SOGAR Laura	1991	USA	0.70	32.15	<b>1:08.74</b> 36.59	1.14 Q
4	4	5	DOYLE Fiona	1991	IRL	0.65	32.00	<b>1:08.86</b> 36.86	1.26 Q
5	4	4	MCCLELLAN Emily	1992	USA	0.77	31.80	<b>1:08.88</b> 37.08	1.28 Q
6	5	5	VAN BEILEN Tera Colleen	1993	CAN	0.71	32.48	<b>1:09.21</b> 36.73	1.61 Q
7	3	3	DE ASCENTIS Giulia	1993	ITA	0.72	33.28	<b>1:09.41</b> 36.13	1.81 Q
8	4	2	BACK Suyeon	1991	KOR	0.77	32.51	<b>1:09.47</b> 36.96	1.87 Q
9	3	6	SCOTT Aisling	1992	AUS	0.70	32.69	<b>1:09.57</b> 36.88	1.97 Q
10	4	1	RISLING Tianna Chantelle	1993	CAN	0.64	32.67	<b>1:09.91</b> 37.24	2.31 Q
11	4	3	SANO Kana	1991	JPN	0.68	33.26	<b>1:10.03</b> 36.77	2.43 Q
12	3	2	SCARCELLA Ilaria	1993	ITA	0.72	33.33	<b>1:10.10</b> 36.77	2.50 Q
13	3	5	LIVER Mariia	1990	UKR	0.70	33.13	<b>1:10.14</b> 37.01	2.54 Q
14	5	2	CHAUN Anastasia	1988	RUS	0.77	33.23	<b>1:10.78</b> 37.55	3.18 Q
15	5	6	MORAVCIKOVA Martina	1988	CZE	0.78	33.09	<b>1:10.81</b> 37.72	3.21 Q
16	2	6	ERIKSSON Jessica	1993	SWE	0.71	32.78	<b>1:10.90</b> 38.12	3.30 Q
17	5	1	DOBRAL Coralie	1987	FRA	0.71	34.10	<b>1:11.02</b> 36.92	3.42
18	3	7	WANG Chang	1994	CHN	0.70	33.45	<b>1:11.09</b> 37.64	3.49
19	5	3	MICHALAKA Maria Georgia	1993	GRE	0.73	33.41	<b>1:11.11</b> 37.70	3.51
20	4	8	MIMOVICOVA Zuzana	1989	SVK	0.78	33.39	<b>1:11.29</b> 37.90	3.69
21	5	8	BANACH Yuliya	1992	ISR	0.72	33.84	<b>1:11.35</b> 37.51	3.75
22	2	4	REITSHAMMER Caroline	1991	AUT	0.70	32.83	<b>1:11.38</b> 38.55	3.78
23	2	3	KONG Yvette Man Yi	1993	HKG	0.71	33.21	<b>1:11.69</b> 38.48	4.09
24	1	4	RODRIGUEZ Byanca Melissa	1994	MEX	0.72	33.38	<b>1:11.93</b> 38.55	4.33
25	2	2	RIBAKOVA Alona	1991	LAT	0.73	34.06	<b>1:12.12</b> 38.06	4.52

Timing and Results provided by  TISSOT




Heats

Rank	Heat	Lane	Name	Year of Birth	Country Code	R.T.	50m	Time	Time Behind
26	3	1	JEONG Darae	1991	KOR	0.83	33.85	<b>1:12.14</b> 38.29	4.54
27	3	8	TALANOVA Daria	1995	KGZ	0.78	33.49	<b>1:12.76</b> 39.27	5.16
28	4	7	CHEN I-Chuan	1991	TPE	0.70	33.99	<b>1:12.99</b> 39.00	5.39
29	5	7	CARVALHO Ana Carla	1991	BRA	0.71	34.00	<b>1:13.11</b> 39.11	5.51
30	2	1	MCGILL Emily	1994	NZL	0.79	34.90	<b>1:14.35</b> 39.45	6.75
31	1	5	FERGUSON Robyn	1992	RSA	0.68	34.50	<b>1:15.54</b> 41.04	7.94
32	2	8	ASIS Mijal	1993	ARG	0.73	35.57	<b>1:15.55</b> 39.98	7.95
33	2	7	LEI On Kei	1991	MAC	0.68	36.21	<b>1:17.69</b> 41.48	10.09
34	1	2	LEUNG Chii Lin	1991	MAS	0.70	36.33	<b>1:19.05</b> 42.72	11.45
35	1	3	GHARAKHANI Vane	1992	ARM	0.71	36.76	<b>1:19.81</b> 43.05	12.21
36	1	6	SEE Christabel	1992	SIN	0.73	37.01	<b>1:20.33</b> 43.32	12.73
37	1	7	JARAMILLO Maria Sara	1993	COL	0.79	41.42	<b>1:30.46</b> 49.04	22.86
38	1	1	WERAGAMA Chathuri	1991	SRI	0.82	44.84	<b>1:37.63</b> 52.79	30.03
	2	5	CARRILLO AVILEZ Ana Daniela	1993	MEX			<b>DSQ</b>	

LEGEND

DSQ Disqualified                      Q Qualified for the next phase                      R.T. Reaction time

Timing and Results provided by  TISSOT





## Results

Результаты

### EVENT NO. 11

	Record	Split	Name	Country	Location	Date
<b>WR</b>	1:04.45	29.80	HARDY Jessica A	USA	Federal Way (USA)	7 AUG 2009
<b>UR</b>	1:07.15	32.12	BOGGIATTO Chiara	ITA	Belgrade (SRB)	7 JUL 2009

#### Heat 1 of 5

Rank	Lane	Name	Country Code	R.T.	50m	Time	Time Behind
1	4	RODRIGUEZ Byanca Melissa	MEX	0.72	(1) 33.38	<b>1:11.93</b> 38.55	
2	5	FERGUSON Robyn	RSA	0.68	(2) 34.50	<b>1:15.54</b> 41.04	3.61
3	2	LEUNG Chii Lin	MAS	0.70	(3) 36.33	<b>1:19.05</b> 42.72	7.12
4	3	GHARAKHANI Vane	ARM	0.71	(4) 36.76	<b>1:19.81</b> 43.05	7.88
5	6	SEE Christabel	SIN	0.73	(5) 37.01	<b>1:20.33</b> 43.32	8.40
6	7	JARAMILLO Maria Sara	COL	0.79	(6) 41.42	<b>1:30.46</b> 49.04	18.53
7	1	WERAGAMA Chathuri	SRI	0.82	(7) 44.84	<b>1:37.63</b> 52.79	25.70

#### LEGEND

R.T. Reaction time

Timing and Results provided by  **TISSOT**



## Results

Результаты

### EVENT NO. 11

	Record	Split	Name	Country	Location	Date
<b>WR</b>	1:04.45	29.80	HARDY Jessica A	USA	Federal Way (USA)	7 AUG 2009
<b>UR</b>	1:07.15	32.12	BOGGIATTO Chiara	ITA	Belgrade (SRB)	7 JUL 2009


#### Heat 2 of 5

Rank	Lane	Name	Country Code	R.T.	50m	Time	Time Behind
1	6	ERIKSSON Jessica	SWE	0.71	(1) 32.78	<b>1:10.90</b> 38.12	
2	4	REITSHAMMER Caroline	AUT	0.70	(2) 32.83	<b>1:11.38</b> 38.55	0.48
3	3	KONG Yvette Man Yi	HKG	0.71	(3) 33.21	<b>1:11.69</b> 38.48	0.79
4	2	RIBAKOVA Alona	LAT	0.73	(4) 34.06	<b>1:12.12</b> 38.06	1.22
5	1	MCGILL Emily	NZL	0.79	(5) 34.90	<b>1:14.35</b> 39.45	3.45
6	8	ASIS Mijal	ARG	0.73	(6) 35.57	<b>1:15.55</b> 39.98	4.65
7	7	LEI On Kei	MAC	0.68	(7) 36.21	<b>1:17.69</b> 41.48	6.79
	5	CARRILLO AVILEZ Ana Daniela	MEX			<b>DSQ</b>	

#### LEGEND

DSQ Disqualified

R.T. Reaction time

Timing and Results provided by  **TISSOT**



## Results

Результаты

### EVENT NO. 11


	Record	Split	Name	Country	Location	Date
<b>WR</b>	1:04.45	29.80	HARDY Jessica A	USA	Federal Way (USA)	7 AUG 2009
<b>UR</b>	1:07.15	32.12	BOGGIATTO Chiara	ITA	Belgrade (SRB)	7 JUL 2009

#### Heat 3 of 5

Rank	Lane	Name	Country Code	R.T.	50m	Time	Time Behind
1	4	SOGAR Laura	USA	0.70	(1) 32.15	<b>1:08.74</b> 36.59	
2	3	DE ASCENTIS Giulia	ITA	0.72	(4) 33.28	<b>1:09.41</b> 36.13	0.67
3	6	SCOTT Aisling	AUS	0.70	(2) 32.69	<b>1:09.57</b> 36.88	0.83
4	2	SCARCELLA Ilaria	ITA	0.72	(5) 33.33	<b>1:10.10</b> 36.77	1.36
5	5	LIVER Mariia	UKR	0.70	(3) 33.13	<b>1:10.14</b> 37.01	1.40
6	7	WANG Chang	CHN	0.70	(6) 33.45	<b>1:11.09</b> 37.64	2.35
7	1	JEONG Darae	KOR	0.83	(8) 33.85	<b>1:12.14</b> 38.29	3.40
8	8	TALANOVA Daria	KGZ	0.78	(7) 33.49	<b>1:12.76</b> 39.27	4.02

#### LEGEND

R.T. Reaction time

Timing and Results provided by  **TISSOT**



## Results

Результаты

### EVENT NO. 11


	Record	Split	Name	Country	Location	Date
<b>WR</b>	1:04.45	29.80	HARDY Jessica A	USA	Federal Way (USA)	7 AUG 2009
<b>UR</b>	1:07.15	32.12	BOGGIATTO Chiara	ITA	Belgrade (SRB)	7 JUL 2009

#### Heat 4 of 5

Rank	Lane	Name	Country Code	R.T.	50m	Time	Time Behind
1	6	MOTEGI Mio	JPN	0.69	(4) 32.58	<b>1:08.73</b> 36.15	
2	5	DOYLE Fiona	IRL	0.65	(2) 32.00	<b>1:08.86</b> 36.86	0.13
3	4	MCCLELLAN Emily	USA	0.77	(1) 31.80	<b>1:08.88</b> 37.08	0.15
4	2	BACK Suyeon	KOR	0.77	(3) 32.51	<b>1:09.47</b> 36.96	0.74
5	1	RISLING Tianna Chantelle	CAN	0.64	(5) 32.67	<b>1:09.91</b> 37.24	1.18
6	3	SANO Kana	JPN	0.68	(6) 33.26	<b>1:10.03</b> 36.77	1.30
7	8	MIMOVICOVA Zuzana	SVK	0.78	(7) 33.39	<b>1:11.29</b> 37.90	2.56
8	7	CHEN I-Chuan	TPE	0.70	(8) 33.99	<b>1:12.99</b> 39.00	4.26

#### LEGEND

R.T. Reaction time

Timing and Results provided by  **TISSOT**



## Results

Результаты

### EVENT NO. 11


	Record	Split	Name	Country	Location	Date
<b>WR</b>	1:04.45	29.80	HARDY Jessica A	USA	Federal Way (USA)	7 AUG 2009
<b>UR</b>	1:07.15	32.12	BOGGIATTO Chiara	ITA	Belgrade (SRB)	7 JUL 2009

#### Heat 5 of 5

Rank	Lane	Name	Country Code	R.T.	50m	Time	Time Behind
1	4	EFIMOVA Iulia	RUS	0.73	(1) 31.78	<b>1:07.60</b> 35.82	
2	5	VAN BEILEN Tera Colleen	CAN	0.71	(2) 32.48	<b>1:09.21</b> 36.73	1.61
3	2	CHAUN Anastasia	RUS	0.77	(4) 33.23	<b>1:10.78</b> 37.55	3.18
4	6	MORAVCIKOVA Martina	CZE	0.78	(3) 33.09	<b>1:10.81</b> 37.72	3.21
5	1	DOBRAL Coralie	FRA	0.71	(8) 34.10	<b>1:11.02</b> 36.92	3.42
6	3	MICHALAKA Maria Georgia	GRE	0.73	(5) 33.41	<b>1:11.11</b> 37.70	3.51
7	8	BANACH Yuliya	ISR	0.72	(6) 33.84	<b>1:11.35</b> 37.51	3.75
8	7	CARVALHO Ana Carla	BRA	0.71	(7) 34.00	<b>1:13.11</b> 39.11	5.51

#### LEGEND

R.T. Reaction time

Timing and Results provided by  **TISSOT**



# Result Book

27th Summer Universiade in Kazan 2013



## Swimming

Women's 100m Breaststroke Semifinals







## Start List

Стартовый список

### EVENT NO. 11

	Record	Split	Name	Country	Location	Date
<b>WR</b>	1:04.45	29.80	HARDY Jessica A	USA	Federal Way (USA)	7 AUG 2009
<b>UR</b>	1:07.15	32.12	BOGGIATTO Chiara	ITA	Belgrade (SRB)	7 JUL 2009

#### Semifinal 1 of 2

Lane	Name	Country	Year of Birth	Qualifying Time	Time	Rank
1	CHAUN Anastasia	RUS	1988	1:10.78		
2	RISLING Tianna Chantelle	CAN	1993	1:09.91		
3	VAN BEILEN Tera Colleen	CAN	1993	1:09.21		
4	MOTEGI Mio	JPN	1994	1:08.73		
5	DOYLE Fiona	IRL	1991	1:08.86		
6	BACK Suyeon	KOR	1991	1:09.47		
7	SCARCELLA Ilaria	ITA	1993	1:10.10		
8	ERIKSSON Jessica	SWE	1993	1:10.90		

#### Semifinal 2 of 2

Lane	Name	Country	Year of Birth	Qualifying Time	Time	Rank
1	LIVER Mariia	UKR	1990	1:10.14		
2	SCOTT Aisling	AUS	1992	1:09.57		
3	MCCLELLAN Emily	USA	1992	1:08.88		
4	EFIMOVA Iulia	RUS	1992	1:07.60		
5	SOGAR Laura	USA	1991	1:08.74		
6	DE ASCENTIS Giulia	ITA	1993	1:09.41		
7	SANO Kana	JPN	1991	1:10.03		
8	MORAVCIKOVA Martina	CZE	1988	1:10.81		


#### Reserves

Lane	Name	Country	Year of Birth	Qualifying Time	Time	Rank
	DOBRAL Coralie	FRA	1987	1:11.02		
	WANG Chang	CHN	1994	1:11.09		

#### LEGEND

**UR** Universiade record

**WR** World record

Timing and Results provided by  **TISSOT**



## Results Summary

Итоговые результаты

### EVENT NO. 11


	Record	Split	Name	Country	Location	Date
<b>WR</b>	1:04.45	29.80	HARDY Jessica A	USA	Federal Way (USA)	7 AUG 2009
<b>UR</b>	1:07.15	32.12	BOGGIATTO Chiara	ITA	Belgrade (SRB)	7 JUL 2009

### Semifinals

Rank	Heat	Lane	Name	Year of Birth	Country Code	R.T.	50m	Time	Time Behind
1	2	4	EFIMOVA Iulia	1992	RUS	0.71	32.93	<b>1:07.10</b> 34.17	UR Q
2	2	5	SOGAR Laura	1991	USA	0.69	32.03	<b>1:07.78</b> 35.75	0.68 Q
3	2	6	DE ASCENTIS Giulia	1993	ITA	0.71	32.60	<b>1:08.20</b> 35.60	1.10 Q
4	1	5	DOYLE Fiona	1991	IRL	0.63	32.24	<b>1:08.43</b> 36.19	1.33 Q
5	1	4	MOTEGI Mio	1994	JPN	0.70	32.47	<b>1:08.51</b> 36.04	1.41 Q
6	1	3	VAN BEILEN Tera Colleen	1993	CAN	0.71	31.88	<b>1:08.54</b> 36.66	1.44 Q
7	2	1	LIVER Mariia	1990	UKR	0.68	32.44	<b>1:09.11</b> 36.67	2.01 Q
8	1	6	BACK Suyeon	1991	KOR	0.79	32.41	<b>1:09.20</b> 36.79	2.10 Q
9	2	3	MCCLELLAN Emily	1992	USA	0.79	32.60	<b>1:09.31</b> 36.71	2.21
10	1	7	SCARCELLA Ilaria	1993	ITA	0.70	33.08	<b>1:09.62</b> 36.54	2.52
11	1	2	RISLING Tianna Chantelle	1993	CAN	0.66	32.66	<b>1:09.66</b> 37.00	2.56
12	1	1	CHAUN Anastasia	1988	RUS	0.79	32.88	<b>1:09.75</b> 36.87	2.65
12	2	7	SANO Kana	1991	JPN	0.67	33.28	<b>1:09.75</b> 36.47	2.65
14	2	2	SCOTT Aisling	1992	AUS	0.68	32.88	<b>1:09.99</b> 37.11	2.89
15	2	8	MORAVCIKOVA Martina	1988	CZE	0.76	32.61	<b>1:10.21</b> 37.60	3.11
16	1	8	ERIKSSON Jessica	1993	SWE	0.76	33.55	<b>1:10.68</b> 37.13	3.58

### LEGEND

Q Qualified for the next phase      R.T. Reaction time      UR Universiade record

Timing and Results provided by  TISSOT



## Results

Результаты

### EVENT NO. 11


	Record	Split	Name	Country	Location	Date
<b>WR</b>	1:04.45	29.80	HARDY Jessica A	USA	Federal Way (USA)	7 AUG 2009
<b>UR</b>	1:07.15	32.12	BOGGIATTO Chiara	ITA	Belgrade (SRB)	7 JUL 2009

#### Semifinal 1 of 2

Rank	Lane	Name	Country Code	R.T.	50m	Time	Time Behind
1	5	DOYLE Fiona	IRL	0.63	(2) 32.24	<b>1:08.43</b> 36.19	
2	4	MOTEGI Mio	JPN	0.70	(4) 32.47	<b>1:08.51</b> 36.04	0.08
3	3	VAN BEILEN Tera Colleen	CAN	0.71	(1) 31.88	<b>1:08.54</b> 36.66	0.11
4	6	BACK Suyeon	KOR	0.79	(3) 32.41	<b>1:09.20</b> 36.79	0.77
5	7	SCARCELLA Ilaria	ITA	0.70	(7) 33.08	<b>1:09.62</b> 36.54	1.19
6	2	RISLING Tianna Chantelle	CAN	0.66	(5) 32.66	<b>1:09.66</b> 37.00	1.23
7	1	CHAUN Anastasia	RUS	0.79	(6) 32.88	<b>1:09.75</b> 36.87	1.32
8	8	ERIKSSON Jessica	SWE	0.76	(8) 33.55	<b>1:10.68</b> 37.13	2.25

#### LEGEND

R.T. Reaction time

Timing and Results provided by  **TISSOT**



## Results

Результаты

### EVENT NO. 11


	Record	Split	Name	Country	Location	Date
<b>WR</b>	1:04.45	29.80	HARDY Jessica A	USA	Federal Way (USA)	7 AUG 2009
<b>UR</b>	1:07.15	32.12	BOGGIATTO Chiara	ITA	Belgrade (SRB)	7 JUL 2009

#### Semifinal 2 of 2

Rank	Lane	Name	Country Code	R.T.	50m	Time	Time Behind
1	4	EFIMOVA Iulia	RUS	0.71	(7) 32.93	<b>1:07.10</b> 34.17	UR
2	5	SOGAR Laura	USA	0.69	(1) 32.03	<b>1:07.78</b> 35.75	0.68
3	6	DE ASCENTIS Giulia	ITA	0.71	(3) 32.60	<b>1:08.20</b> 35.60	1.10
4	1	LIVER Mariia	UKR	0.68	(2) 32.44	<b>1:09.11</b> 36.67	2.01
5	3	MCCLELLAN Emily	USA	0.79	(3) 32.60	<b>1:09.31</b> 36.71	2.21
6	7	SANO Kana	JPN	0.67	(8) 33.28	<b>1:09.75</b> 36.47	2.65
7	2	SCOTT Aisling	AUS	0.68	(6) 32.88	<b>1:09.99</b> 37.11	2.89
8	8	MORAVCIKOVA Martina	CZE	0.76	(5) 32.61	<b>1:10.21</b> 37.60	3.11

#### LEGEND

R.T. Reaction time                      UR Universiade record

Timing and Results provided by  **TISSOT**



# Result Book

27th Summer Universiade in Kazan 2013



## Swimming

Women's 100m Breaststroke Final





## Start List

Стартовый список

### EVENT NO. 11

	Record	Split	Name	Country	Location	Date
<b>WR</b>	1:04.45	29.80	HARDY Jessica A	USA	Federal Way (USA)	7 AUG 2009
<b>UR</b>	1:07.10	32.93	EFIMOVA Iulia	RUS	Kazan	11 JUL 2013

#### Final

Lane	Name	Country	Year of Birth	Qualifying Time	Time	Rank
1	LIVER Mariia	UKR	1990	1:09.11		
2	MOTEGI Mio	JPN	1994	1:08.51		
3	DE ASCENTIS Giulia	ITA	1993	1:08.20		
4	EFIMOVA Iulia	RUS	1992	1:07.10		
5	SOGAR Laura	USA	1991	1:07.78		
6	DOYLE Fiona	IRL	1991	1:08.43		
7	VAN BEILEN Tera Colleen	CAN	1993	1:08.54		
8	BACK Suyeon	KOR	1991	1:09.20		


#### Reserves

Lane	Name	Country	Year of Birth	Qualifying Time	Time	Rank
	MCCLELLAN Emily	USA	1992	1:09.31		
	SCARCELLA Ilaria	ITA	1993	1:09.62		

#### LEGEND

**UR** Universiade record

**WR** World record

Timing and Results provided by  **TISSOT**





## Results

Результаты

### EVENT NO. 11


	Record	Split	Name	Country	Location	Date
<b>WR</b>	1:04.45	29.80	HARDY Jessica A	USA	Federal Way (USA)	7 AUG 2009
<b>UR</b>	1:07.10	32.93	EFIMOVA Iulia	RUS	Kazan	11 JUL 2013

#### Final

Rank	Lane	Name	Country Code	R.T.	50m	Time	Time Behind
1	4	EFIMOVA Iulia	RUS	0.70	(1) 31.25	<b>1:05.48</b> 34.23	UR
2	6	DOYLE Fiona	IRL	0.66	(3) 31.90	<b>1:07.66</b> 35.76	2.18
3	5	SOGAR Laura	USA	0.69	(4) 32.07	<b>1:07.78</b> 35.71	2.30
4	7	VAN BEILEN Tera Colleen	CAN	0.72	(2) 31.52	<b>1:08.03</b> 36.51	2.55
5	3	DE ASCENTIS Giulia	ITA	0.70	(6) 32.62	<b>1:08.40</b> 35.78	2.92
6	2	MOTEGI Mio	JPN	0.68	(7) 32.66	<b>1:08.54</b> 35.88	3.06
7	8	BACK Suyeon	KOR	0.76	(5) 32.59	<b>1:09.18</b> 36.59	3.70
8	1	LIVER Mariia	UKR	0.68	(8) 32.70	<b>1:09.47</b> 36.77	3.99

#### LEGEND

R.T. Reaction time                      UR Universiade record

Timing and Results provided by  **TISSOT**



# Result Book

27th Summer Universiade in Kazan 2013



## Swimming

Women's 200m Breaststroke





## Medallists

Медалисты

Medal	Name	Country
GOLD	EFIMOVA Iulia	RUS - Russian Federation
SILVER	SOGAR Laura	USA - United States Of America
BRONZE	MOTEGI Mio	JPN - Japan



# Result Book

27th Summer Universiade in Kazan 2013



## Swimming

Women's 200m Breaststroke Preliminaries







## Start List

Стартовый список

### EVENT NO. 21

	Record	Splits		Name	Country	Location	Date
WR	2:19.59	32.49	1:08.10	1:43.95	SONI Rebecca	USA	London (GBR) 2 AUG 2012
UR	2:22.32	33.85	1:10.05	1:46.31	KANETOU Rie	JPN	Belgrade (SRB) 9 JUL 2009

#### Heat 1 of 4

Lane	Name	Country	Year of Birth	Qualifying Time	Time	Rank
2	GHARAKHANI Vane	ARM	1992	2:44.84		
3	KONG Yvette Man Yi	HKG	1993	2:35.00		
4	ASIS Mijal	ARG	1993	2:34.08		
5	CARRILLO AVILEZ Ana Daniela	MEX	1993	2:34.99		
6	MCGILL Emily	NZL	1994	2:37.80		
7	BANACH Yuliya	ISR	1992			

#### Heat 2 of 4

Lane	Name	Country	Year of Birth	Qualifying Time	Time	Rank
1	TALANOVA Daria	KGZ	1995	2:32.48		
2	MICHALAKA Maria Georgia	GRE	1993	2:29.00		
3	DZERKAL Ganna	UKR	1987	2:27.09		
4	KROPP Andrea	USA	1993	2:25.40		
5	MOTEGI Mio	JPN	1994	2:26.53		
6	BACK Suyeon	KOR	1991	2:27.63		
7	SCOTT Aisling	AUS	1992	2:31.27		
8	MIMOVICOVA Zuzana	SVK	1989	2:33.96		

#### Heat 3 of 4

Lane	Name	Country	Year of Birth	Qualifying Time	Time	Rank
1	ERIKSSON Jessica	SWE	1993	2:32.00		
2	MORAVCIKOVA Martina	CZE	1988	2:28.54		
3	HOSOKOSHI Satori	JPN	1994	2:27.07		
4	SOGAR Laura	USA	1991	2:25.15		
5	CELLI Elisa	ITA	1990	2:26.46		
6	JEONG Darae	KOR	1991	2:27.57		
7	DOYLE Fiona	IRL	1991	2:30.90		
8	BRETTLE Holly	AUS	1993	2:32.88		




Heat 4 of 4

Lane	Name	Country	Year of Birth	Qualifying Time	Time	Rank
1	RODRIGUEZ Byanca Melissa	MEX	1994	2:31.80		
2	DE ASCENTIS Giulia	ITA	1993	2:28.16		
3	NOVIKOVA Irina	RUS	1995	2:26.67		
4	EFIMOVA Iulia	RUS	1992	2:20.92		
5	VAN BEILEN Tera Colleen	CAN	1993	2:25.84		
6	MCGREGOR Ashley	CAN	1993	2:27.55		
7	DOBRAL Coralie	FRA	1987	2:30.39		
8	RIBAKOVA Alona	LAT	1991	2:32.61		

LEGEND

UR Universiade record

WR World record

Timing and Results provided by  **TISSOT**





## Results Summary


Итоговые результаты

EVENT NO. 21

	Record	Splits		Name	Country	Location	Date	
<b>WR</b>	2:19.59	32.49	1:08.10	1:43.95	SONI Rebecca	USA	London (GBR)	2 AUG 2012
<b>UR</b>	2:22.32	33.85	1:10.05	1:46.31	KANETOU Rie	JPN	Belgrade (SRB)	9 JUL 2009

### Heats

Rank	Heat	Lane	Name	Year of Birth	Country Code	R.T.	50m	100m	150m	Time	Time Behind
1	3	4	SOGAR Laura	1991	USA	0.72	32.43	1:09.11	1:47.01	<b>2:26.17</b>	Q
								36.68	37.90	39.16	
2	2	4	KROPP Andrea	1993	USA	0.69	34.06	1:11.36	1:49.16	<b>2:27.86</b>	1.69 Q
								37.30	37.80	38.70	
3	3	3	HOSOKOSHI Satori	1994	JPN	0.65	33.83	1:11.23	1:49.57	<b>2:28.29</b>	2.12 Q
								37.40	38.34	38.72	
4	2	5	MOTEGI Mio	1994	JPN	0.69	34.03	1:11.71	1:49.55	<b>2:28.48</b>	2.31 Q
								37.68	37.84	38.93	
5	4	4	EFIMOVA Iulia	1992	RUS	0.72	35.11	1:13.52	1:51.06	<b>2:29.12</b>	2.95 Q
								38.41	37.54	38.06	
6	4	2	DE ASCENTIS Giulia	1993	ITA	0.74	34.53	1:12.59	1:51.11	<b>2:29.19</b>	3.02 Q
								38.06	38.52	38.08	
7	3	2	MORAVCIKOVA Martina	1988	CZE	0.81	34.04	1:11.81	1:50.66	<b>2:30.13</b>	3.96 Q
								37.77	38.85	39.47	
8	4	5	VAN BEILEN Tera Colleen	1993	CAN	0.74	34.18	1:12.37	1:51.46	<b>2:30.46</b>	4.29 Q
								38.19	39.09	39.00	
9	4	3	NOVIKOVA Irina	1995	RUS	0.76	34.86	1:12.93	1:52.17	<b>2:30.94</b>	4.77 Q
								38.07	39.24	38.77	
10	4	6	MCGREGOR Ashley	1993	CAN	0.62	33.96	1:12.56	1:51.59	<b>2:31.20</b>	5.03 Q
								38.60	39.03	39.61	
11	2	6	BACK Suyeon	1991	KOR	0.80	33.62	1:12.05	1:51.32	<b>2:31.24</b>	5.07 Q
								38.43	39.27	39.92	
12	3	5	CELLI Elisa	1990	ITA	0.72	34.51	1:12.43	1:51.53	<b>2:31.27</b>	5.10 Q
								37.92	39.10	39.74	
13	4	7	DOBRAL Coralie	1987	FRA	0.72	34.88	1:13.37	1:51.99	<b>2:31.28</b>	5.11 Q
								38.49	38.62	39.29	
14	3	7	DOYLE Fiona	1991	IRL	0.67	34.09	1:11.83	1:51.80	<b>2:32.82</b>	6.65 Q
								37.74	39.97	41.02	
15	4	8	RIBAKOVA Alona	1991	LAT	0.77	35.30	1:13.98	1:53.41	<b>2:34.38</b>	8.21 Q
								38.68	39.43	40.97	
16	1	4	ASIS Mijal	1993	ARG	0.71	35.60	1:14.63	1:54.35	<b>2:35.33</b>	9.16 Q
								39.03	39.72	40.98	
17	1	5	CARRILLO AVILEZ Ana Daniela	1993	MEX	0.73	35.11	1:15.21	1:55.40	<b>2:35.69</b>	9.52
								40.10	40.19	40.29	
18	2	8	MIMOVICOVA Zuzana	1989	SVK	0.83	34.75	1:14.12	1:54.97	<b>2:35.91</b>	9.74
								39.37	40.85	40.94	
19	2	3	DZERKAL Ganna	1987	UKR	0.73	35.30	1:14.31	1:54.94	<b>2:35.96</b>	9.79
								39.01	40.63	41.02	
20	1	7	BANACH Yuliya	1992	ISR	0.72	34.87	1:13.47	1:53.80	<b>2:36.00</b>	9.83
								38.60	40.33	42.20	
21	4	1	RODRIGUEZ Byanca Melissa	1994	MEX	0.73	33.77	1:13.45	1:54.40	<b>2:36.08</b>	9.91
								39.68	40.95	41.68	
22	3	6	JEONG Darae	1991	KOR	0.85	34.96	1:13.83	1:54.52	<b>2:36.13</b>	9.96
								38.87	40.69	41.61	
23	3	1	ERIKSSON Jessica	1993	SWE	0.78	34.80	1:14.24	1:55.73	<b>2:37.25</b>	11.08
								39.44	41.49	41.52	
24	2	1	TALANOVA Daria	1995	KGZ	0.80	34.73	1:14.75	1:56.00	<b>2:38.19</b>	12.02
								40.02	41.25	42.19	
25	1	3	KONG Yvette Man Yi	1993	HKG	0.75	36.24	1:16.83	1:57.91	<b>2:39.47</b>	13.30
								40.59	41.08	41.56	

Timing and Results provided by  TISSOT



Heats


Rank	Heat	Lane	Name	Year of Birth	Country Code	R.T.	50m	100m	150m	Time	Time Behind
26	1	6	<b>MCGILL Emily</b>	1994	NZL	0.86	36.24	1:17.81	2:00.59	<b>2:44.74</b>	18.57
								41.57	42.78	44.15	
27	1	2	<b>GHARAKHANI Vane</b>	1992	ARM	0.61	39.28	1:24.13	2:07.98	<b>2:51.06</b>	24.89
								44.85	43.85	43.08	
	2	2	<b>MICHALAKA Maria Georgia</b>	1993	GRE					<b>DNS</b>	
	2	7	<b>SCOTT Aisling</b>	1992	AUS					<b>DNS</b>	
	3	8	<b>BRETTLE Holly</b>	1993	AUS					<b>DNS</b>	

LEGEND

**DNS** Did not start

**Q** Qualified for the next phase

**R.T.** Reaction time

Timing and Results provided by  **TISSOT**



## Results

Результаты

### EVENT NO. 21


	Record	Splits		Name	Country	Location	Date
<b>WR</b>	2:19.59	32.49	1:08.10	1:43.95	SONI Rebecca	USA	London (GBR) 2 AUG 2012
<b>UR</b>	2:22.32	33.85	1:10.05	1:46.31	KANETOU Rie	JPN	Belgrade (SRB) 9 JUL 2009

#### Heat 1 of 4

Rank	Lane	Name	Country Code	R.T.	50m	100m	150m	Time	Time Behind
1	4	<b>ASIS Mijal</b>	ARG	0.71	(3) 35.60	(2) 1:14.63 39.03	(2) 1:54.35 39.72	<b>2:35.33</b> 40.98	
2	5	<b>CARRILLO AVILEZ Ana Daniela</b>	MEX	0.73	(2) 35.11	(3) 1:15.21 40.10	(3) 1:55.40 40.19	<b>2:35.69</b> 40.29	0.36
3	7	<b>BANACH Yuliya</b>	ISR	0.72	(1) 34.87	(1) 1:13.47 38.60	(1) 1:53.80 40.33	<b>2:36.00</b> 42.20	0.67
4	3	<b>KONG Yvette Man Yi</b>	HKG	0.75	(4) 36.24	(4) 1:16.83 40.59	(4) 1:57.91 41.08	<b>2:39.47</b> 41.56	4.14
5	6	<b>MCGILL Emily</b>	NZL	0.86	(4) 36.24	(5) 1:17.81 41.57	(5) 2:00.59 42.78	<b>2:44.74</b> 44.15	9.41
6	2	<b>GHARAKHANI Vane</b>	ARM	0.61	(6) 39.28	(6) 1:24.13 44.85	(6) 2:07.98 43.85	<b>2:51.06</b> 43.08	15.73

#### LEGEND

R.T. Reaction time

Timing and Results provided by  **TISSOT**



## Results

Результаты

### EVENT NO. 21

	Record	Splits		Name	Country	Location	Date	
<b>WR</b>	2:19.59	32.49	1:08.10	1:43.95	SONI Rebecca	USA	London (GBR)	2 AUG 2012
<b>UR</b>	2:22.32	33.85	1:10.05	1:46.31	KANETOU Rie	JPN	Belgrade (SRB)	9 JUL 2009


#### Heat 2 of 4

Rank	Lane	Name	Country Code	R.T.	50m	100m	150m	Time	Time Behind
1	4	<b>KROPP Andrea</b>	USA	0.69	(3) 34.06	(1) 1:11.36 37.30	(1) 1:49.16 37.80	<b>2:27.86</b>	
2	5	<b>MOTEGI Mio</b>	JPN	0.69	(2) 34.03	(2) 1:11.71 37.68	(2) 1:49.55 37.84	<b>2:28.48</b>	0.62
3	6	<b>BACK Suyeon</b>	KOR	0.80	(1) 33.62	(3) 1:12.05 38.43	(3) 1:51.32 39.27	<b>2:31.24</b>	3.38
4	8	<b>MIMOVICOVA Zuzana</b>	SVK	0.83	(5) 34.75	(4) 1:14.12 39.37	(5) 1:54.97 40.85	<b>2:35.91</b>	8.05
5	3	<b>DZERKAL Ganna</b>	UKR	0.73	(6) 35.30	(5) 1:14.31 39.01	(4) 1:54.94 40.63	<b>2:35.96</b>	8.10
6	1	<b>TALANOVA Daria</b>	KGZ	0.80	(4) 34.73	(6) 1:14.75 40.02	(6) 1:56.00 41.25	<b>2:38.19</b>	10.33
	2	<b>MICHALAKA Maria Georgia</b>	GRE					<b>DNS</b>	
	7	<b>SCOTT Aisling</b>	AUS					<b>DNS</b>	

#### LEGEND

**DNS** Did not start

**R.T.** Reaction time

Timing and Results provided by  **TISSOT**



## Results

Результаты

### EVENT NO. 21

	Record	Splits		Name	Country	Location	Date
WR	2:19.59	32.49	1:08.10	1:43.95	SONI Rebecca	USA	London (GBR) 2 AUG 2012
UR	2:22.32	33.85	1:10.05	1:46.31	KANETOU Rie	JPN	Belgrade (SRB) 9 JUL 2009


#### Heat 3 of 4

Rank	Lane	Name	Country Code	R.T.	50m	100m	150m	Time	Time Behind
1	4	SOGAR Laura	USA	0.72	(1) 32.43	(1) 1:09.11 36.68	(1) 1:47.01 37.90	<b>2:26.17</b> 39.16	
2	3	HOSOKOSHI Satori	JPN	0.65	(2) 33.83	(2) 1:11.23 37.40	(2) 1:49.57 38.34	<b>2:28.29</b> 38.72	2.12
3	2	MORAVCIKOVA Martina	CZE	0.81	(3) 34.04	(3) 1:11.81 37.77	(3) 1:50.66 38.85	<b>2:30.13</b> 39.47	3.96
4	5	CELLI Elisa	ITA	0.72	(5) 34.51	(5) 1:12.43 37.92	(4) 1:51.53 39.10	<b>2:31.27</b> 39.74	5.10
5	7	DOYLE Fiona	IRL	0.67	(4) 34.09	(4) 1:11.83 37.74	(5) 1:51.80 39.97	<b>2:32.82</b> 41.02	6.65
6	6	JEONG Darae	KOR	0.85	(7) 34.96	(6) 1:13.83 38.87	(6) 1:54.52 40.69	<b>2:36.13</b> 41.61	9.96
7	1	ERIKSSON Jessica	SWE	0.78	(6) 34.80	(7) 1:14.24 39.44	(7) 1:55.73 41.49	<b>2:37.25</b> 41.52	11.08
	8	BRETTLE Holly	AUS					<b>DNS</b>	

#### LEGEND

DNS Did not start

R.T. Reaction time

Timing and Results provided by  **TISSOT**



## Results

Результаты

### EVENT NO. 21


	Record	Splits		Name	Country	Location	Date	
<b>WR</b>	2:19.59	32.49	1:08.10	1:43.95	SONI Rebecca	USA	London (GBR)	2 AUG 2012
<b>UR</b>	2:22.32	33.85	1:10.05	1:46.31	KANETOU Rie	JPN	Belgrade (SRB)	9 JUL 2009

#### Heat 4 of 4

Rank	Lane	Name	Country Code	R.T.	50m	100m	150m	Time	Time Behind
1	4	EFIMOVA Iulia	RUS	0.72	(7) 35.11	(7) 1:13.52 38.41	(1) 1:51.06 37.54	<b>2:29.12</b> 38.06	
2	2	DE ASCENTIS Giulia	ITA	0.74	(4) 34.53	(3) 1:12.59 38.06	(2) 1:51.11 38.52	<b>2:29.19</b> 38.08	0.07
3	5	VAN BEILEN Tera Colleen	CAN	0.74	(3) 34.18	(1) 1:12.37 38.19	(3) 1:51.46 39.09	<b>2:30.46</b> 39.00	1.34
4	3	NOVIKOVA Irina	RUS	0.76	(5) 34.86	(4) 1:12.93 38.07	(6) 1:52.17 39.24	<b>2:30.94</b> 38.77	1.82
5	6	MCGREGOR Ashley	CAN	0.62	(2) 33.96	(2) 1:12.56 38.60	(4) 1:51.59 39.03	<b>2:31.20</b> 39.61	2.08
6	7	DOBRAL Coralie	FRA	0.72	(6) 34.88	(5) 1:13.37 38.49	(5) 1:51.99 38.62	<b>2:31.28</b> 39.29	2.16
7	8	RIBAKOVA Alona	LAT	0.77	(8) 35.30	(8) 1:13.98 38.68	(7) 1:53.41 39.43	<b>2:34.38</b> 40.97	5.26
8	1	RODRIGUEZ Byanca Melissa	MEX	0.73	(1) 33.77	(6) 1:13.45 39.68	(8) 1:54.40 40.95	<b>2:36.08</b> 41.68	6.96

#### LEGEND

R.T. Reaction time

Timing and Results provided by  **TISSOT**





# Result Book

27th Summer Universiade in Kazan 2013



## Swimming

Women's 200m Breaststroke Semifinals





## Start List

Стартовый список

### EVENT NO. 21

	Record	Splits		Name	Country	Location	Date
<b>WR</b>	2:19.59	32.49	1:08.10	1:43.95	SONI Rebecca	USA	London (GBR) 2 AUG 2012
<b>UR</b>	2:22.32	33.85	1:10.05	1:46.31	KANETOU Rie	JPN	Belgrade (SRB) 9 JUL 2009

#### Semifinal 1 of 2

Lane	Name	Country	Year of Birth	Qualifying Time	Time	Rank
1	DOYLE Fiona	IRL	1991	2:32.82		
2	MCGREGOR Ashley	CAN	1993	2:31.20		
3	DE ASCENTIS Giulia	ITA	1993	2:29.19		
4	KROPP Andrea	USA	1993	2:27.86		
5	MOTEGI Mio	JPN	1994	2:28.48		
6	VAN BEILEN Tera Colleen	CAN	1993	2:30.46		
7	CELLI Elisa	ITA	1990	2:31.27		
8	ASIS Mijal	ARG	1993	2:35.33		

#### Semifinal 2 of 2

Lane	Name	Country	Year of Birth	Qualifying Time	Time	Rank
1	DOBRAL Coralie	FRA	1987	2:31.28		
2	NOVIKOVA Irina	RUS	1995	2:30.94		
3	EFIMOVA Iulia	RUS	1992	2:29.12		
4	SOGAR Laura	USA	1991	2:26.17		
5	HOSOKOSHI Satori	JPN	1994	2:28.29		
6	MORAVCIKOVA Martina	CZE	1988	2:30.13		
7	BACK Suyeon	KOR	1991	2:31.24		
8	RIBAKOVA Alona	LAT	1991	2:34.38		


#### Reserves

Lane	Name	Country	Year of Birth	Qualifying Time	Time	Rank
	CARRILLO AVILEZ Ana Daniela	MEX	1993	2:35.69		
	MIMOVICOVA Zuzana	SVK	1989	2:35.91		

#### LEGEND

**UR** Universiade record

**WR** World record

Timing and Results provided by  **TISSOT**



## Results Summary

Итоговые результаты

EVENT NO. 21


	Record	Splits		Name	Country	Location	Date
WR	2:19.59	32.49	1:08.10	1:43.95	SONI Rebecca	USA	London (GBR) 2 AUG 2012
UR	2:22.32	33.85	1:10.05	1:46.31	KANETOU Rie	JPN	Belgrade (SRB) 9 JUL 2009

### Semifinals

Rank	Heat	Lane	Name	Year of Birth	Country Code	R.T.	50m	100m	150m	Time	Time Behind
1	2	3	EFIMOVA Iulia	1992	RUS	0.73	34.72	1:11.13 36.41	1:48.14 37.01	<b>2:24.71</b>	Q
2	1	5	MOTEGI Mio	1994	JPN	0.71	33.90	1:10.90 37.00	1:48.29 37.39	<b>2:26.26</b>	1.55 Q
3	1	3	DE ASCENTIS Giulia	1993	ITA	0.75	34.11	1:11.47 37.36	1:48.72 37.25	<b>2:27.08</b>	2.37 Q
4	2	4	SOGAR Laura	1991	USA	0.72	33.11	1:10.52 37.41	1:48.71 38.19	<b>2:27.19</b>	2.48 Q
5	1	4	KROPP Andrea	1993	USA	0.69	33.60	1:10.53 36.93	1:48.21 37.68	<b>2:27.35</b>	2.64 Q
6	2	5	HOSOKOSHI Satori	1994	JPN	0.65	33.39	1:11.21 37.82	1:49.34 38.13	<b>2:27.43</b>	2.72 Q
7	1	6	VAN BEILEN Tera Colleen	1993	CAN	0.77	33.41	1:10.77 37.36	1:48.86 38.09	<b>2:27.59</b>	2.88 Q
8	2	7	BACK Suyeon	1991	KOR	0.81	33.59	1:10.89 37.30	1:48.82 37.93	<b>2:27.98</b>	3.27 Q
9	1	7	CELLI Elisa	1990	ITA	0.70	33.97	1:11.58 37.61	1:49.65 38.07	<b>2:28.46</b>	3.75
10	2	6	MORAVCIKOVA Martina	1988	CZE	0.81	33.69	1:11.57 37.88	1:49.75 38.18	<b>2:28.49</b>	3.78
11	2	2	NOVIKOVA Irina	1995	RUS	0.78	34.19	1:11.58 37.39	1:49.71 38.13	<b>2:28.55</b>	3.84
12	2	1	DOBRAL Coralie	1987	FRA	0.71	34.88	1:12.99 38.11	1:51.55 38.56	<b>2:30.46</b>	5.75
13	1	2	MCGREGOR Ashley	1993	CAN	0.64	33.66	1:11.76 38.10	1:50.87 39.11	<b>2:31.27</b>	6.56
14	1	1	DOYLE Fiona	1991	IRL	0.67	33.82	1:11.67 37.85	1:51.22 39.55	<b>2:32.21</b>	7.50
15	2	8	RIBAKOVA Alona	1991	LAT	0.76	34.43	1:12.68 38.25	1:52.76 40.08	<b>2:32.75</b>	8.04
16	1	8	ASIS Mijal	1993	ARG	0.75	35.53	1:14.52 38.99	1:55.37 40.85	<b>2:37.87</b>	13.16

#### LEGEND

Q Qualified for the next phase R.T. Reaction time

Timing and Results provided by  TISSOT



## Results

Результаты

### EVENT NO. 21


	Record	Splits		Name	Country	Location	Date	
<b>WR</b>	2:19.59	32.49	1:08.10	1:43.95	SONI Rebecca	USA	London (GBR)	2 AUG 2012
<b>UR</b>	2:22.32	33.85	1:10.05	1:46.31	KANETOU Rie	JPN	Belgrade (SRB)	9 JUL 2009

#### Semifinal 1 of 2

Rank	Lane	Name	Country Code	R.T.	50m	100m	150m	Time	Time Behind
1	5	MOTEGI Mio	JPN	0.71	(5) 33.90	(3) 1:10.90 37.00	(2) 1:48.29 37.39	<b>2:26.26</b>	
2	3	DE ASCENTIS Giulia	ITA	0.75	(7) 34.11	(4) 1:11.47 37.36	(3) 1:48.72 37.25	<b>2:27.08</b>	0.82
3	4	KROPP Andrea	USA	0.69	(2) 33.60	(1) 1:10.53 36.93	(1) 1:48.21 37.68	<b>2:27.35</b>	1.09
4	6	VAN BEILEN Tera Colleen	CAN	0.77	(1) 33.41	(2) 1:10.77 37.36	(4) 1:48.86 38.09	<b>2:27.59</b>	1.33
5	7	CELLI Elisa	ITA	0.70	(6) 33.97	(5) 1:11.58 37.61	(5) 1:49.65 38.07	<b>2:28.46</b>	2.20
6	2	MCGREGOR Ashley	CAN	0.64	(3) 33.66	(7) 1:11.76 38.10	(6) 1:50.87 39.11	<b>2:31.27</b>	5.01
7	1	DOYLE Fiona	IRL	0.67	(4) 33.82	(6) 1:11.67 37.85	(7) 1:51.22 39.55	<b>2:32.21</b>	5.95
8	8	ASIS Mijal	ARG	0.75	(8) 35.53	(8) 1:14.52 38.99	(8) 1:55.37 40.85	<b>2:37.87</b>	11.61

#### LEGEND

R.T. Reaction time

Timing and Results provided by  **TISSOT**



## Results

Результаты

### EVENT NO. 21


	Record	Splits		Name	Country	Location	Date	
<b>WR</b>	2:19.59	32.49	1:08.10	1:43.95	SONI Rebecca	USA	London (GBR)	2 AUG 2012
<b>UR</b>	2:22.32	33.85	1:10.05	1:46.31	KANETOU Rie	JPN	Belgrade (SRB)	9 JUL 2009

#### Semifinal 2 of 2

Rank	Lane	Name	Country Code	R.T.	50m	100m	150m	Time	Time Behind
1	3	EFIMOVA Iulia	RUS	0.73	(7) 34.72	(3) 1:11.13 36.41	(1) 1:48.14 37.01	<b>2:24.71</b>	
2	4	SOGAR Laura	USA	0.72	(1) 33.11	(1) 1:10.52 37.41	(2) 1:48.71 38.19	<b>2:27.19</b>	2.48
3	5	HOSOKOSHI Satori	JPN	0.65	(2) 33.39	(4) 1:11.21 37.82	(4) 1:49.34 38.13	<b>2:27.43</b>	2.72
4	7	BACK Suyeon	KOR	0.81	(3) 33.59	(2) 1:10.89 37.30	(3) 1:48.82 37.93	<b>2:27.98</b>	3.27
5	6	MORAVCIKOVA Martina	CZE	0.81	(4) 33.69	(5) 1:11.57 37.88	(6) 1:49.75 38.18	<b>2:28.49</b>	3.78
6	2	NOVIKOVA Irina	RUS	0.78	(5) 34.19	(6) 1:11.58 37.39	(5) 1:49.71 38.13	<b>2:28.55</b>	3.84
7	1	DOBRAL Coralie	FRA	0.71	(8) 34.88	(8) 1:12.99 38.11	(7) 1:51.55 38.56	<b>2:30.46</b>	5.75
8	8	RIBAKOVA Alona	LAT	0.76	(6) 34.43	(7) 1:12.68 38.25	(8) 1:52.76 40.08	<b>2:32.75</b>	8.04

#### LEGEND

R.T. Reaction time

Timing and Results provided by  **TISSOT**





# Result Book

27th Summer Universiade in Kazan 2013



## Swimming

Women's 200m Breaststroke Final







## Start List

Стартовый список

### EVENT NO. 21

	Record	Splits		Name	Country	Location	Date
WR	2:19.59	32.49	1:08.10	1:43.95	SONI Rebecca	USA	London (GBR) 2 AUG 2012
UR	2:22.32	33.85	1:10.05	1:46.31	KANETOU Rie	JPN	Belgrade (SRB) 9 JUL 2009

#### Final

Lane	Name	Country	Year of Birth	Qualifying Time	Time	Rank
1	VAN BEILEN Tera Colleen	CAN	1993	2:27.59		
2	KROPP Andrea	USA	1993	2:27.35		
3	DE ASCENTIS Giulia	ITA	1993	2:27.08		
4	EFIMOVA Iulia	RUS	1992	2:24.71		
5	MOTEGI Mio	JPN	1994	2:26.26		
6	SOGAR Laura	USA	1991	2:27.19		
7	HOSOKOSHI Satori	JPN	1994	2:27.43		
8	BACK Suyeon	KOR	1991	2:27.98		


#### Reserves

Lane	Name	Country	Year of Birth	Qualifying Time	Time	Rank
	CELLI Elisa	ITA	1990	2:28.46		
	MORAVCIKOVA Martina	CZE	1988	2:28.49		

#### LEGEND

UR Universiade record

WR World record

Timing and Results provided by  TISSOT



## Results

Результаты

### EVENT NO. 21


	Record	Splits		Name	Country	Location	Date	
<b>WR</b>	2:19.59	32.49	1:08.10	1:43.95	SONI Rebecca	USA	London (GBR)	2 AUG 2012
<b>UR</b>	2:22.32	33.85	1:10.05	1:46.31	KANETOU Rie	JPN	Belgrade (SRB)	9 JUL 2009

#### Final

Rank	Lane	Name	Country Code	R.T.	50m	100m	150m	Time	Time Behind
1	4	<b>EFIMOVA Iulia</b>	RUS	0.72	(7) 34.03	(2) 1:10.41 36.38	(2) 1:46.77 36.36	<b>2:24.10</b> 37.33	
2	6	<b>SOGAR Laura</b>	USA	0.73	(1) 32.68	(1) 1:09.09 36.41	(1) 1:46.58 37.49	<b>2:25.33</b> 38.75	1.23
3	5	<b>MOTEGI Mio</b>	JPN	0.67	(4) 33.75	(5) 1:10.70 36.95	(3) 1:47.79 37.09	<b>2:25.73</b> 37.94	1.63
4	3	<b>DE ASCENTIS Giulia</b>	ITA	0.70	(8) 34.22	(8) 1:12.11 37.89	(6) 1:49.26 37.15	<b>2:27.10</b> 37.84	3.00
5	8	<b>BACK Suyeon</b>	KOR	0.78	(6) 33.94	(4) 1:10.68 36.74	(4) 1:48.67 37.99	<b>2:27.25</b> 38.58	3.15
6	1	<b>VAN BEILEN Tera Colleen</b>	CAN	0.72	(2) 33.22	(3) 1:10.52 37.30	(5) 1:48.76 38.24	<b>2:27.64</b> 38.88	3.54
7	7	<b>HOSOKOSHI Satori</b>	JPN	0.65	(3) 33.72	(6) 1:11.24 37.52	(7) 1:49.55 38.31	<b>2:28.64</b> 39.09	4.54
8	2	<b>KROPP Andrea</b>	USA	0.65	(5) 33.91	(7) 1:11.46 37.55	(8) 1:49.64 38.18	<b>2:29.29</b> 39.65	5.19

#### LEGEND

R.T. Reaction time

Timing and Results provided by  **TISSOT**



# Result Book

27th Summer Universiade in Kazan 2013



## Swimming

Women's 50m Backstroke





## Medallists

Медалисты

Medal	Name	Country
GOLD	ZUEVA Anastasia	RUS - Russian Federation
SILVER	HERASIMENIA Aliaksandra	BLR - Belarus
BRONZE	WILSON Madison	AUS - Australia





# Result Book

27th Summer Universiade in Kazan 2013



## Swimming

Women's 50m Backstroke Preliminaries





### Start List

Стартовый список

EVENT NO. 29

REVISED

11 JUL 08:21

	Record	Name	Country	Location	Date
WR	27.06	ZHAO Jing	CHN	Rome (ITA)	30 JUL 2009
UR	27.92	CONNOLLY Jennifer	USA	Shenzhen (CHN)	18 AUG 2011

#### Heat 1 of 6

Lane	Name	Country	Year of Birth	Qualifying Time	Time	Rank
3	CHEN Ting	TPE	1993			
4	AMARE Meseret Demeke	ETH	1994	35.31		
5	EKANAYAKE Piumi	SRI	1989	35.69		

#### Heat 2 of 6


Lane	Name	Country	Year of Birth	Qualifying Time	Time	Rank
1	KUAN Weng I	MAC	1990	31.76		
2	STEWART Kendyl	USA	1994	30.91		
3	WEECH Ariel	BAH	1991	30.68		
4	CHAN Kah Yan	MAS	1992	30.50		
5	GARCIA NUNEZ Belen	ARG	1993	30.55		
6	COSSA Jessika Lyudmila	MOZ	1995	30.78		
7	CHUI Lai Kwan	MAS	1990	30.99		
8	FIGUEROA Evelin	COL	1991	35.07		

#### Heat 3 of 6

Lane	Name	Country	Year of Birth	Qualifying Time	Time	Rank
1	SEPP Katlin	EST	1992	30.42		
2	KAMIMURA Marie	JPN	1994	30.16		
3	SHAHAFI Dekel	ISR	1989	30.02		
4	ADORNA Ma. Claire	PHI	1993	30.00		
5	LAI Biru	CHN	1994	30.01		
6	TOMECKOVA Karin	SVK	1993	30.04		
7	QUILTER Laura	NZL	1992	30.20		
8	ZHANG Wenjia	CHN	1993	30.50		

#### Heat 4 of 6

Lane	Name	Country	Year of Birth	Qualifying Time	Time	Rank
1	LAU Yin Yan Claudia	HKG	1992	29.69		
2	CINI Mathilde	FRA	1994	29.28		
3	GROMOVA Maria	RUS	1988	28.73		
4	ZEVINA Daryna	UKR	1994	28.40		
5	NAZIEBLO Klaudia	POL	1993	28.69		
6	LETRARI Laura	ITA	1989	29.15		
7	SOUCISSE Gabrielle	CAN	1990	29.41		
8	GODFREY Kate	NZL	1994	29.92		

Timing and Results provided by  TISSOT





Heat 5 of 6

Lane	Name	Country	Year of Birth	Qualifying Time	Time	Rank
1	DEVEAUX Bria	BAH	1994	29.50		
2	SNODGRASS Brooklynn	CAN	1994	29.26		
3	WHITE Hayle	AUS	1989	28.71		
4	HERASIMENIA Aliaksandra	BLR	1985	28.11		
5	ZUEVA Anastasia	RUS	1990	28.50		
6	SVENSSON Emma	SWE	1992	28.90		
7	LEFLEY Rachel Jayne	GBR	1990	29.35		
8	STRAPKOVA Marketa	CZE	1988	29.81		

Heat 6 of 6

Lane	Name	Country	Year of Birth	Qualifying Time	Time	Rank
1	AU Hoi Shun Stephanie	HKG	1992	29.42		
2	STEPANYUK Darya	UKR	1990	29.15		
3	MORONUKI Emi	JPN	1992	28.71		
4	DANIEL Debra	FSM	1991	27.21		
5	WILSON Madison	AUS	1994	28.47		
6	GEMO Elena	ITA	1987	28.88		
7	TCHORZ Alicja	POL	1992	29.30		
8	TRAN Cindy	USA	1992	29.80		

LEGEND

UR Universiade record      WR World record

Athlete LEI On Kei removed from the event. Event re-seeded.

Timing and Results provided by  TISSOT



## Results Summary

Итоговые результаты

EVENT NO. 29

	Record	Name	Country	Location	Date
WR	27.06	ZHAO Jing	CHN	Rome (ITA)	30 JUL 2009
UR	27.92	CONNOLLY Jennifer	USA	Shenzhen (CHN)	18 AUG 2011

### Heats

Rank	Heat	Lane	Name	Year of Birth	Country Code	R.T.	Time	Time Behind
1	6	8	TRAN Cindy	1992	USA	0.57	<b>28.59</b>	Q
2	5	4	HERASIMENIA Aliaksandra	1985	BLR	0.65	<b>28.70</b>	0.11 Q
3	4	2	CINI Mathilde	1994	FRA	0.58	<b>28.72</b>	0.13 Q
4	5	5	ZUEVA Anastasia	1990	RUS	0.70	<b>28.82</b>	0.23 Q
5	6	5	WILSON Madison	1994	AUS	0.55	<b>28.84</b>	0.25 Q
6	6	1	AU Hoi Shun Stephanie	1992	HKG	0.61	<b>28.89</b>	0.30 Q
7	6	3	MORONUKI Emi	1992	JPN	0.57	<b>28.96</b>	0.37 Q
8	4	4	ZEVINA Daryna	1994	UKR	0.63	<b>29.02</b>	0.43 Q
9	4	5	NAZIEBLO Klaudia	1993	POL	0.65	<b>29.13</b>	0.54 Q
10	2	2	STEWART Kendyl	1994	USA	0.74	<b>29.26</b>	0.67 Q
11	6	6	GEMO Elena	1987	ITA	0.80	<b>29.27</b>	0.68 Q
12	5	3	WHITE Hayle	1989	AUS	0.55	<b>29.33</b>	0.74 Q
13	6	7	TCHORZ Alicja	1992	POL	0.66	<b>29.35</b>	0.76 Q
14	4	3	GROMOVA Maria	1988	RUS	0.72	<b>29.42</b>	0.83 Q
15	3	7	QUILTER Laura	1992	NZL	0.64	<b>29.46</b>	0.87 Q
16	5	6	SVENSSON Emma	1992	SWE	0.70	<b>29.56</b>	0.97 Q
17	4	7	SOUCISSE Gabrielle	1990	CAN	0.73	<b>29.62</b>	1.03
18	5	2	SNODGRASS Brooklynn	1994	CAN	0.75	<b>29.66</b>	1.07
19	5	7	LEFLEY Rachel Jayne	1990	GBR	0.60	<b>29.69</b>	1.10
20	4	6	LETRARI Laura	1989	ITA	0.67	<b>29.79</b>	1.20
21	6	2	STEPANYUK Darya	1990	UKR	0.68	<b>29.87</b>	1.28
22	3	6	TOMECKOVA Karin	1993	SVK	0.68	<b>29.90</b>	1.31
23	4	8	GODFREY Kate	1994	NZL	0.71	<b>30.08</b>	1.49
24	4	1	LAU Yin Yan Claudia	1992	HKG	0.66	<b>30.09</b>	1.50
25	3	2	KAMIMURA Marie	1994	JPN	0.66	<b>30.10</b>	1.51
26	5	8	STRAPKOVA Marketa	1988	CZE	0.68	<b>30.12</b>	1.53
27	2	3	WEECH Ariel	1991	BAH	0.59	<b>30.53</b>	1.94
28	2	7	CHUI Lai Kwan	1990	MAS	0.68	<b>30.96</b>	2.37
29	2	5	GARCIA NUNEZ Belen	1993	ARG	0.57	<b>31.08</b>	2.49
30	5	1	DEVEAUX Bria	1994	BAH	0.60	<b>31.12</b>	2.53
31	1	3	CHEN Ting	1993	TPE	0.65	<b>31.28</b>	2.69
32	2	4	CHAN Kah Yan	1992	MAS	0.68	<b>31.32</b>	2.73
33	3	5	LAI Biru	1994	CHN	0.66	<b>31.41</b>	2.82
34	3	4	ADORNA Ma. Claire	1993	PHI	0.70	<b>31.54</b>	2.95
35	3	3	SHAHAFF Dekel	1989	ISR	0.62	<b>31.66</b>	3.07
36	2	6	COSSA Jessika Lyudmila	1995	MOZ	0.67	<b>31.76</b>	3.17
37	2	1	KUAN Weng I	1990	MAC	0.64	<b>31.90</b>	3.31
38	3	8	ZHANG Wenjia	1993	CHN	0.76	<b>32.37</b>	3.78
39	6	4	DANIEL Debra	1991	FSM	0.64	<b>33.99</b>	5.40
40	1	5	EKANAYAKE Piumi	1989	SRI	0.64	<b>35.17</b>	6.58
41	2	8	FIGUEROA Evelin	1991	COL	0.67	<b>35.38</b>	6.79
42	1	4	AMARE Meseret Demeke	1994	ETH	1.09	<b>46.20</b>	17.61
	3	1	SEPP Katlin	1992	EST		DNS	

#### LEGEND

DNS Did not start

Q Qualified for the next phase

R.T. Reaction time

Timing and Results provided by  TISSOT



## Results

Результаты

### EVENT NO. 29


	Record	Name	Country	Location	Date
<b>WR</b>	27.06	ZHAO Jing	CHN	Rome (ITA)	30 JUL 2009
<b>UR</b>	27.92	CONNOLLY Jennifer	USA	Shenzhen (CHN)	18 AUG 2011

#### Heat 1 of 6

Rank	Lane	Name	Country Code	R.T.	Time	Time Behind
1	3	CHEN Ting	TPE	0.65	<b>31.28</b>	
2	5	EKANAYAKE Piumi	SRI	0.64	<b>35.17</b>	3.89
3	4	AMARE Meseret Demeke	ETH	1.09	<b>46.20</b>	14.92

#### LEGEND

R.T. Reaction time

Timing and Results provided by  **TISSOT**



## Results

Результаты

### EVENT NO. 29


	Record	Name	Country	Location	Date
<b>WR</b>	27.06	ZHAO Jing	CHN	Rome (ITA)	30 JUL 2009
<b>UR</b>	27.92	CONNOLLY Jennifer	USA	Shenzhen (CHN)	18 AUG 2011

#### Heat 2 of 6

Rank	Lane	Name	Country Code	R.T.	Time	Time Behind
1	2	STEWART Kendyl	USA	0.74	<b>29.26</b>	
2	3	WEECH Ariel	BAH	0.59	<b>30.53</b>	1.27
3	7	CHUI Lai Kwan	MAS	0.68	<b>30.96</b>	1.70
4	5	GARCIA NUNEZ Belen	ARG	0.57	<b>31.08</b>	1.82
5	4	CHAN Kah Yan	MAS	0.68	<b>31.32</b>	2.06
6	6	COSSA Jessika Lyudmila	MOZ	0.67	<b>31.76</b>	2.50
7	1	KUAN Weng I	MAC	0.64	<b>31.90</b>	2.64
8	8	FIGUEROA Evelin	COL	0.67	<b>35.38</b>	6.12

#### LEGEND

R.T. Reaction time

Timing and Results provided by  **TISSOT**



## Results

Результаты

### EVENT NO. 29

	Record	Name	Country	Location	Date
<b>WR</b>	27.06	ZHAO Jing	CHN	Rome (ITA)	30 JUL 2009
<b>UR</b>	27.92	CONNOLLY Jennifer	USA	Shenzhen (CHN)	18 AUG 2011


#### Heat 3 of 6

Rank	Lane	Name	Country Code	R.T.	Time	Time Behind
1	7	QUILTER Laura	NZL	0.64	<b>29.46</b>	
2	6	TOMECKOVA Karin	SVK	0.68	<b>29.90</b>	0.44
3	2	KAMIMURA Marie	JPN	0.66	<b>30.10</b>	0.64
4	5	LAI Biru	CHN	0.66	<b>31.41</b>	1.95
5	4	ADORNA Ma. Claire	PHI	0.70	<b>31.54</b>	2.08
6	3	SHAHAFF Dekel	ISR	0.62	<b>31.66</b>	2.20
7	8	ZHANG Wenjia	CHN	0.76	<b>32.37</b>	2.91
	1	SEPP Katlin	EST		<b>DNS</b>	

#### LEGEND

**DNS** Did not start

**R.T.** Reaction time

Timing and Results provided by  **TISSOT**



## Results

Результаты

### EVENT NO. 29


	Record	Name	Country	Location	Date
<b>WR</b>	27.06	ZHAO Jing	CHN	Rome (ITA)	30 JUL 2009
<b>UR</b>	27.92	CONNOLLY Jennifer	USA	Shenzhen (CHN)	18 AUG 2011

#### Heat 4 of 6

Rank	Lane	Name	Country Code	R.T.	Time	Time Behind
1	2	CINI Mathilde	FRA	0.58	<b>28.72</b>	
2	4	ZEVINA Daryna	UKR	0.63	<b>29.02</b>	0.30
3	5	NAZIEBLO Klaudia	POL	0.65	<b>29.13</b>	0.41
4	3	GROMOVA Maria	RUS	0.72	<b>29.42</b>	0.70
5	7	SOUCISSE Gabrielle	CAN	0.73	<b>29.62</b>	0.90
6	6	LETRARI Laura	ITA	0.67	<b>29.79</b>	1.07
7	8	GODFREY Kate	NZL	0.71	<b>30.08</b>	1.36
8	1	LAU Yin Yan Claudia	HKG	0.66	<b>30.09</b>	1.37

#### LEGEND

R.T. Reaction time

Timing and Results provided by  **TISSOT**





## Results

Результаты

### EVENT NO. 29


	Record	Name	Country	Location	Date
<b>WR</b>	27.06	ZHAO Jing	CHN	Rome (ITA)	30 JUL 2009
<b>UR</b>	27.92	CONNOLLY Jennifer	USA	Shenzhen (CHN)	18 AUG 2011

#### Heat 5 of 6

Rank	Lane	Name	Country Code	R.T.	Time	Time Behind
1	4	HERASIMENIA Aliaksandra	BLR	0.65	<b>28.70</b>	
2	5	ZUEVA Anastasia	RUS	0.70	<b>28.82</b>	0.12
3	3	WHITE Hayle	AUS	0.55	<b>29.33</b>	0.63
4	6	SVENSSON Emma	SWE	0.70	<b>29.56</b>	0.86
5	2	SNODGRASS Brooklynn	CAN	0.75	<b>29.66</b>	0.96
6	7	LEFLEY Rachel Jayne	GBR	0.60	<b>29.69</b>	0.99
7	8	STRAPKOVA Marketa	CZE	0.68	<b>30.12</b>	1.42
8	1	DEVEAUX Bria	BAH	0.60	<b>31.12</b>	2.42

#### LEGEND

R.T. Reaction time

Timing and Results provided by  **TISSOT**



## Results

Результаты

### EVENT NO. 29


	Record	Name	Country	Location	Date
<b>WR</b>	27.06	ZHAO Jing	CHN	Rome (ITA)	30 JUL 2009
<b>UR</b>	27.92	CONNOLLY Jennifer	USA	Shenzhen (CHN)	18 AUG 2011

#### Heat 6 of 6

Rank	Lane	Name	Country Code	R.T.	Time	Time Behind
1	8	TRAN Cindy	USA	0.57	<b>28.59</b>	
2	5	WILSON Madison	AUS	0.55	<b>28.84</b>	0.25
3	1	AU Hoi Shun Stephanie	HKG	0.61	<b>28.89</b>	0.30
4	3	MORONUKI Emi	JPN	0.57	<b>28.96</b>	0.37
5	6	GEMO Elena	ITA	0.80	<b>29.27</b>	0.68
6	7	TCHORZ Alicja	POL	0.66	<b>29.35</b>	0.76
7	2	STEPANYUK Darya	UKR	0.68	<b>29.87</b>	1.28
8	4	DANIEL Debra	FSM	0.64	<b>33.99</b>	5.40

#### LEGEND

R.T. Reaction time

Timing and Results provided by  **TISSOT**



# Result Book

27th Summer Universiade in Kazan 2013



## Swimming

Women's 50m Backstroke Semifinals





## Start List

Стартовый список

### EVENT NO. 29

	Record	Name	Country	Location	Date
WR	27.06	ZHAO Jing	CHN	Rome (ITA)	30 JUL 2009
UR	27.92	CONNOLLY Jennifer	USA	Shenzhen (CHN)	18 AUG 2011

#### Semifinal 1 of 2

Lane	Name	Country	Year of Birth	Qualifying Time	Time	Rank
1	GROMOVA Maria	RUS	1988	29.42		
2	STEWART Kendyl	USA	1994	29.26		
3	AU Hoi Shun Stephanie	HKG	1992	28.89		
4	HERASIMENIA Aliaksandra	BLR	1985	28.70		
5	ZUEVA Anastasia	RUS	1990	28.82		
6	ZEVINA Daryna	UKR	1994	29.02		
7	WHITE Hayle	AUS	1989	29.33		
8	SVENSSON Emma	SWE	1992	29.56		

#### Semifinal 2 of 2

Lane	Name	Country	Year of Birth	Qualifying Time	Time	Rank
1	TCHORZ Alicja	POL	1992	29.35		
2	NAZIEBLO Klaudia	POL	1993	29.13		
3	WILSON Madison	AUS	1994	28.84		
4	TRAN Cindy	USA	1992	28.59		
5	CINI Mathilde	FRA	1994	28.72		
6	MORONUKI Emi	JPN	1992	28.96		
7	GEMO Elena	ITA	1987	29.27		
8	QUILTER Laura	NZL	1992	29.46		


#### Reserves

Lane	Name	Country	Year of Birth	Qualifying Time	Time	Rank
	SOUCISSE Gabrielle	CAN	1990	29.62		
	SNODGRASS Brooklynn	CAN	1994	29.66		

#### LEGEND

UR Universiade record

WR World record

Timing and Results provided by  TISSOT



## Results Summary

Итоговые результаты

EVENT NO. 29

	Record	Name	Country	Location	Date
<b>WR</b>	27.06	ZHAO Jing	CHN	Rome (ITA)	30 JUL 2009
<b>UR</b>	27.92	CONNOLLY Jennifer	USA	Shenzhen (CHN)	18 AUG 2011

### Semifinals


Rank	Heat	Lane	Name	Year of Birth	Country Code	R.T.	Time	Time Behind	
1	1	4	HERASIMENIA Aliaksandra	1985	BLR	0.65	<b>28.35</b>		<b>Q</b>
2	1	5	ZUEVA Anastasia	1990	RUS	0.74	<b>28.39</b>	0.04	<b>Q</b>
3	2	3	WILSON Madison	1994	AUS	0.56	<b>28.59</b>	0.24	<b>Q</b>
4	2	4	TRAN Cindy	1992	USA	0.56	<b>28.72</b>	0.37	<b>Q</b>
5	2	2	NAZIEBLO Klaudia	1993	POL	0.69	<b>28.81</b>	0.46	<b>Q</b>
6	2	7	GEMO Elena	1987	ITA	0.79	<b>28.82</b>	0.47	<b>Q</b>
7	1	3	AU Hoi Shun Stephanie	1992	HKG	0.59	<b>28.96</b>	0.61	<b>Q</b>
8	1	6	ZEVINA Daryna	1994	UKR	0.65	<b>29.04</b>	0.69	<b>Q</b>
9	2	6	MORONUKI Emi	1992	JPN	0.54	<b>29.05</b>	0.70	
10	1	8	SVENSSON Emma	1992	SWE	0.71	<b>29.11</b>	0.76	
11	2	1	TCHORZ Alicja	1992	POL	0.66	<b>29.32</b>	0.97	
12	1	1	GROMOVA Maria	1988	RUS	0.70	<b>29.35</b>	1.00	
13	1	7	WHITE Hayle	1989	AUS	0.56	<b>29.37</b>	1.02	
14	2	8	QUILTER Laura	1992	NZL	0.65	<b>29.45</b>	1.10	
15	1	2	STEWART Kendyl	1994	USA	0.75	<b>29.58</b>	1.23	
	2	5	CINI Mathilde	1994	FRA		<b>DSQ</b>		

#### LEGEND

**DSQ** Disqualified

**Q** Qualified for the next phase

**R.T.** Reaction time

Timing and Results provided by  **TISSOT**



## Results

Результаты

### EVENT NO. 29


	Record	Name	Country	Location	Date
<b>WR</b>	27.06	ZHAO Jing	CHN	Rome (ITA)	30 JUL 2009
<b>UR</b>	27.92	CONNOLLY Jennifer	USA	Shenzhen (CHN)	18 AUG 2011

#### Semifinal 1 of 2

Rank	Lane	Name	Country Code	R.T.	Time	Time Behind
1	4	HERASIMENIA Aliaksandra	BLR	0.65	<b>28.35</b>	
2	5	ZUEVA Anastasia	RUS	0.74	<b>28.39</b>	0.04
3	3	AU Hoi Shun Stephanie	HKG	0.59	<b>28.96</b>	0.61
4	6	ZEVINA Daryna	UKR	0.65	<b>29.04</b>	0.69
5	8	SVENSSON Emma	SWE	0.71	<b>29.11</b>	0.76
6	1	GROMOVA Maria	RUS	0.70	<b>29.35</b>	1.00
7	7	WHITE Hayle	AUS	0.56	<b>29.37</b>	1.02
8	2	STEWART Kendyl	USA	0.75	<b>29.58</b>	1.23

#### LEGEND

R.T. Reaction time

Timing and Results provided by  **TISSOT**





## Results

Результаты

### EVENT NO. 29

	Record	Name	Country	Location	Date
<b>WR</b>	27.06	ZHAO Jing	CHN	Rome (ITA)	30 JUL 2009
<b>UR</b>	27.92	CONNOLLY Jennifer	USA	Shenzhen (CHN)	18 AUG 2011


#### Semifinal 2 of 2

Rank	Lane	Name	Country Code	R.T.	Time	Time Behind
1	3	WILSON Madison	AUS	0.56	<b>28.59</b>	
2	4	TRAN Cindy	USA	0.56	<b>28.72</b>	0.13
3	2	NAZIEBLO Klaudia	POL	0.69	<b>28.81</b>	0.22
4	7	GEMO Elena	ITA	0.79	<b>28.82</b>	0.23
5	6	MORONUKI Emi	JPN	0.54	<b>29.05</b>	0.46
6	1	TCHORZ Alicja	POL	0.66	<b>29.32</b>	0.73
7	8	QUILTER Laura	NZL	0.65	<b>29.45</b>	0.86
	5	CINI Mathilde	FRA		<b>DSQ</b>	

#### LEGEND

**DSQ** Disqualified

**R.T.** Reaction time

Timing and Results provided by  **TISSOT**



# Result Book

27th Summer Universiade in Kazan 2013



## Swimming

Women's 50m Backstroke Final





## Start List

Стартовый список

### EVENT NO. 29

	Record	Name	Country	Location	Date
<b>WR</b>	27.06	ZHAO Jing	CHN	Rome (ITA)	30 JUL 2009
<b>UR</b>	27.92	CONNOLLY Jennifer	USA	Shenzhen (CHN)	18 AUG 2011

#### Final

Lane	Name	Country	Year of Birth	Qualifying Time	Time	Rank
1	AU Hoi Shun Stephanie	HKG	1992	28.96		
2	NAZIEBLO Klaudia	POL	1993	28.81		
3	WILSON Madison	AUS	1994	28.59		
4	HERASIMENIA Aliaksandra	BLR	1985	28.35		
5	ZUEVA Anastasia	RUS	1990	28.39		
6	TRAN Cindy	USA	1992	28.72		
7	GEMO Elena	ITA	1987	28.82		
8	ZEVINA Daryna	UKR	1994	29.04		


#### Reserves

Lane	Name	Country	Year of Birth	Qualifying Time	Time	Rank
	MORONUKI Emi	JPN	1992	29.05		
	SVENSSON Emma	SWE	1992	29.11		

#### LEGEND

**UR** Universiade record

**WR** World record

Timing and Results provided by  **TISSOT**



## Results

Результаты

### EVENT NO. 29


	Record	Name	Country	Location	Date
<b>WR</b>	27.06	ZHAO Jing	CHN	Rome (ITA)	30 JUL 2009
<b>UR</b>	27.92	CONNOLLY Jennifer	USA	Shenzhen (CHN)	18 AUG 2011

### Final

Rank	Lane	Name	Country Code	R.T.	Time	Time Behind
1	5	ZUEVA Anastasia	RUS	0.68	<b>27.89</b>	UR
2	4	HERASIMENIA Aliaksandra	BLR	0.62	<b>28.01</b>	0.12
3	3	WILSON Madison	AUS	0.58	<b>28.33</b>	0.44
4	6	TRAN Cindy	USA	0.55	<b>28.45</b>	0.56
5	8	ZEVINA Daryna	UKR	0.60	<b>28.58</b>	0.69
6	7	GEMO Elena	ITA	0.73	<b>28.70</b>	0.81
7	1	AU Hoi Shun Stephanie	HKG	0.61	<b>28.83</b>	0.94
8	2	NAZIEBLO Klaudia	POL	0.70	<b>28.84</b>	0.95

#### LEGEND

R.T. Reaction time                      UR Universiade record

Timing and Results provided by  **TISSOT**





# Result Book

27th Summer Universiade in Kazan 2013



## Swimming

Women's 100m Backstroke





## Medallists

Медалисты

Medal	Name	Country
GOLD	ZUEVA Anastasia	RUS - Russian Federation
SILVER	ROMANO Megan	USA - United States Of America
BRONZE	WILSON Madison	AUS - Australia





# Result Book

27th Summer Universiade in Kazan 2013



## Swimming

Women's 100m Backstroke Preliminaries





## Start List

Стартовый список

EVENT NO. 18

REVISED

11 JUL 20:58

	Record	Split	Name	Country	Location	Date
WR	58.12	28.71	SPOFFORTH Gemma	GBR	Rome (ITA)	28 JUL 2009
UR	1:00.21	28.98	CONNOLLY Jennifer	USA	Shenzhen (CHN)	18 AUG 2011

### Heat 1 of 5

Lane	Name	Country	Year of Birth	Qualifying Time	Time	Rank
2	FIGUEROA Evelin	COL	1991	1:19.01		
3	WEECH Ariel	BAH	1991	1:08.00		
4	CHAN Kah Yan	MAS	1992	1:06.40		
5	COSSA Jessika Lyudmila	MOZ	1995	1:07.15		
6	KUAN Weng I	MAC	1990	1:08.56		

### Heat 2 of 5


Lane	Name	Country	Year of Birth	Qualifying Time	Time	Rank
1	ADORNA Ma. Claire	PHI	1993	1:06.00		
2	SEPP Katlin	EST	1992	1:04.75		
3	SVENSSON Emma	SWE	1992	1:04.40		
4	STRAPKOVA Marketa	CZE	1988	1:04.31		
5	DEVEAUX Bria	BAH	1994	1:04.35		
6	QUILTER Laura	NZL	1992	1:04.64		
7	ZHANG Wenjia	CHN	1993	1:05.00		
8	XU Lili	CHN	1991	1:06.00		

### Heat 3 of 5

Lane	Name	Country	Year of Birth	Qualifying Time	Time	Rank
1	LAU Yin Yan Claudia	HKG	1992	1:03.09		
2	GEMO Elena	ITA	1987	1:01.55		
3	LEFLEY Rachel Jayne	GBR	1990	1:01.22		
4	ROMANO Megan	USA	1991	1:00.37		
5	SNODGRASS Brooklynn	CAN	1994	1:00.98		
6	KAMIMURA Marie	JPN	1994	1:01.51		
7	SOUCISSE Gabrielle	CAN	1990	1:02.99		
8	CHEN Ting	TPE	1993	1:04.00		

### Heat 4 of 5

Lane	Name	Country	Year of Birth	Qualifying Time	Time	Rank
1	GARCIA NUNEZ Belen	ARG	1993	1:03.07		
2	TCHORZ Alicja	POL	1992	1:01.54		
3	WHITE Hayle	AUS	1989	1:01.08		
4	ZEVINA Daryna	UKR	1994	1:00.05		
5	WILSON Madison	AUS	1994	1:00.80		
6	MORONUKI Emi	JPN	1992	1:01.40		
7	TOMECKOVA Karin	SVK	1993	1:02.98		
8	VAN BERKEL Martina	SUI	1989	1:03.18		

Timing and Results provided by  TISSOT




Heat 5 of 5

Lane	Name	Country	Year of Birth	Qualifying Time	Time	Rank
1	GODFREY Kate	NZL	1994	1:03.04		
2	TRAN Cindy	USA	1992	1:01.53		
3	AU Hoi Shun Stephanie	HKG	1992	1:01.06		
4	ZUEVA Anastasia	RUS	1990	59.00		
5	GROMOVA Maria	RUS	1988	1:00.76		
6	DANIEL Debra	FSM	1991	1:01.23		
7	NAZIEBLO Klaudia	POL	1993	1:02.63		
8	STENKVIST Henriette	SWE	1994	1:03.16		

LEGEND

UR Universiade record                      WR World record

Athlete LEI On Kei removed from the event. Event re-seeded.  
Athlete STENQVIST Henriette added to the event. Event re-seeded.

Timing and Results provided by  **TISSOT**



## Results Summary


Итоговые результаты

EVENT NO. 18

	Record	Split	Name	Country	Location	Date
<b>WR</b>	58.12	28.71	SPOFFORTH Gemma	GBR	Rome (ITA)	28 JUL 2009
<b>UR</b>	1:00.21	28.98	CONNOLLY Jennifer	USA	Shenzhen (CHN)	18 AUG 2011

### Heats

Rank	Heat	Lane	Name	Year of Birth	Country Code	R.T.	50m	Time	Time Behind
1	5	4	ZUEVA Anastasia	1990	RUS	0.72	30.03	<b>1:00.82</b> 30.79	Q
2	5	2	TRAN Cindy	1992	USA	0.55	28.89	<b>1:00.89</b> 32.00	0.07 Q
3	4	5	WILSON Madison	1994	AUS	0.60	29.52	<b>1:00.92</b> 31.40	0.10 Q
4	4	3	WHITE Hayle	1989	AUS	0.55	29.89	<b>1:01.33</b> 31.44	0.51 Q
5	3	4	ROMANO Megan	1991	USA	0.72	29.82	<b>1:01.78</b> 31.96	0.96 Q
5	4	6	MORONUKI Emi	1992	JPN	0.54	30.25	<b>1:01.78</b> 31.53	0.96 Q
7	3	5	SNODGRASS Brooklynn	1994	CAN	0.84	30.20	<b>1:02.03</b> 31.83	1.21 Q
8	5	5	GROMOVA Maria	1988	RUS	0.78	29.97	<b>1:02.11</b> 32.14	1.29 Q
9	4	4	ZEVINA Daryna	1994	UKR	0.61	30.74	<b>1:02.21</b> 31.47	1.39 Q
10	3	2	GEMO Elena	1987	ITA	0.78	30.50	<b>1:02.32</b> 31.82	1.50 Q
11	4	2	TCHORZ Alicja	1992	POL	0.65	30.43	<b>1:02.33</b> 31.90	1.51 Q
12	5	7	NAZIEBLO Klaudia	1993	POL	0.72	30.27	<b>1:02.43</b> 32.16	1.61 Q
13	5	3	AU Hoi Shun Stephanie	1992	HKG	0.59	29.71	<b>1:02.45</b> 32.74	1.63 Q
14	3	3	LEFLEY Rachel Jayne	1990	GBR	0.62	30.70	<b>1:02.49</b> 31.79	1.67 Q
15	3	6	KAMIMURA Marie	1994	JPN	0.64	31.45	<b>1:02.64</b> 31.19	1.82 Q
16	3	7	SOUCISSE Gabrielle	1990	CAN	0.78	30.95	<b>1:03.03</b> 32.08	2.21 Q
17	2	6	QUILTER Laura	1992	NZL	0.65	30.55	<b>1:03.38</b> 32.83	2.56
18	4	7	TOMECKOVA Karin	1993	SVK	0.67	30.43	<b>1:03.52</b> 33.09	2.70
19	3	1	LAU Yin Yan Claudia	1992	HKG	0.65	30.87	<b>1:03.66</b> 32.79	2.84
20	5	8	STENKVIST Henriette	1994	SWE	0.65	31.03	<b>1:03.71</b> 32.68	2.89
21	5	1	GODFREY Kate	1994	NZL	0.71	31.23	<b>1:04.13</b> 32.90	3.31
22	2	3	SVENSSON Emma	1992	SWE	0.74	30.80	<b>1:04.69</b> 33.89	3.87
23	2	4	STRAPKOVA Marketa	1988	CZE	0.67	31.63	<b>1:05.38</b> 33.75	4.56
24	2	2	SEPP Katlin	1992	EST	0.77	31.25	<b>1:05.83</b> 34.58	5.01
25	2	7	ZHANG Wenjia	1993	CHN	0.71	32.39	<b>1:05.89</b> 33.50	5.07

Timing and Results provided by  TISSOT



Heats

Rank	Heat	Lane	Name	Year of Birth	Country Code	R.T.	50m	Time	Time Behind
26	3	8	CHEN Ting	1993	TPE	0.66	32.33	<b>1:06.38</b> 34.05	5.56
27	4	1	GARCIA NUNEZ Belen	1993	ARG	0.52	32.05	<b>1:06.66</b> 34.61	5.84
28	2	8	XU Lili	1991	CHN	0.69	32.93	<b>1:07.21</b> 34.28	6.39
29	2	5	DEVEAUX Bria	1994	BAH	0.69	32.11	<b>1:07.36</b> 35.25	6.54
30	2	1	ADORNA Ma. Claire	1993	PHI	0.71	33.30	<b>1:08.46</b> 35.16	7.64
31	1	4	CHAN Kah Yan	1992	MAS	0.71	33.70	<b>1:08.50</b> 34.80	7.68
32	1	3	WEECH Ariel	1991	BAH	0.59	33.22	<b>1:08.60</b> 35.38	7.78
33	1	5	COSSA Jessika Lyudmila	1995	MOZ	0.68	33.23	<b>1:09.01</b> 35.78	8.19
34	1	6	KUAN Weng I	1990	MAC	0.64	33.04	<b>1:10.06</b> 37.02	9.24
35	1	2	FIGUEROA Evelin	1991	COL	0.60	35.78	<b>1:15.09</b> 39.31	14.27
36	5	6	DANIEL Debra	1991	FSM	0.68	35.41	<b>1:16.02</b> 40.61	15.20
	4	8	VAN BERKEL Martina	1989	SUI			<b>DNS</b>	

LEGEND

DNS Did not start                      Q    Qualified for the next phase                      R.T.    Reaction time



## Results

Результаты

### EVENT NO. 18


	Record	Split	Name	Country	Location	Date
<b>WR</b>	58.12	28.71	SPOFFORTH Gemma	GBR	Rome (ITA)	28 JUL 2009
<b>UR</b>	1:00.21	28.98	CONNOLLY Jennifer	USA	Shenzhen (CHN)	18 AUG 2011

#### Heat 1 of 5

Rank	Lane	Name	Country Code	R.T.	50m	Time	Time Behind
1	4	CHAN Kah Yan	MAS	0.71	(4) 33.70	<b>1:08.50</b> 34.80	
2	3	WEECH Ariel	BAH	0.59	(2) 33.22	<b>1:08.60</b> 35.38	0.10
3	5	COSSA Jessika Lyudmila	MOZ	0.68	(3) 33.23	<b>1:09.01</b> 35.78	0.51
4	6	KUAN Weng I	MAC	0.64	(1) 33.04	<b>1:10.06</b> 37.02	1.56
5	2	FIGUEROA Evelin	COL	0.60	(5) 35.78	<b>1:15.09</b> 39.31	6.59

#### LEGEND

R.T. Reaction time

Timing and Results provided by  **TISSOT**





## Results

Результаты

### EVENT NO. 18

	Record	Split	Name	Country	Location	Date
<b>WR</b>	58.12	28.71	SPOFFORTH Gemma	GBR	Rome (ITA)	28 JUL 2009
<b>UR</b>	1:00.21	28.98	CONNOLLY Jennifer	USA	Shenzhen (CHN)	18 AUG 2011

#### Heat 2 of 5

Rank	Lane	Name	Country Code	R.T.	50m	Time	Time Behind
1	6	QUILTER Laura	NZL	0.65	(1) 30.55	<b>1:03.38</b> 32.83	
2	3	SVENSSON Emma	SWE	0.74	(2) 30.80	<b>1:04.69</b> 33.89	1.31
3	4	STRAPKOVA Marketa	CZE	0.67	(4) 31.63	<b>1:05.38</b> 33.75	2.00
4	2	SEPP Katlin	EST	0.77	(3) 31.25	<b>1:05.83</b> 34.58	2.45
5	7	ZHANG Wenjia	CHN	0.71	(6) 32.39	<b>1:05.89</b> 33.50	2.51
6	8	XU Lili	CHN	0.69	(7) 32.93	<b>1:07.21</b> 34.28	3.83
7	5	DEVEAUX Bria	BAH	0.69	(5) 32.11	<b>1:07.36</b> 35.25	3.98
8	1	ADORNA Ma. Claire	PHI	0.71	(8) 33.30	<b>1:08.46</b> 35.16	5.08

#### LEGEND

R.T. Reaction time

Timing and Results provided by  **TISSOT**



## Results

Результаты

### EVENT NO. 18


	Record	Split	Name	Country	Location	Date
<b>WR</b>	58.12	28.71	SPOFFORTH Gemma	GBR	Rome (ITA)	28 JUL 2009
<b>UR</b>	1:00.21	28.98	CONNOLLY Jennifer	USA	Shenzhen (CHN)	18 AUG 2011

#### Heat 3 of 5

Rank	Lane	Name	Country Code	R.T.	50m	Time	Time Behind
1	4	ROMANO Megan	USA	0.72	(1) 29.82	<b>1:01.78</b> 31.96	
2	5	SNODGRASS Brooklynn	CAN	0.84	(2) 30.20	<b>1:02.03</b> 31.83	0.25
3	2	GEMO Elena	ITA	0.78	(3) 30.50	<b>1:02.32</b> 31.82	0.54
4	3	LEFLEY Rachel Jayne	GBR	0.62	(4) 30.70	<b>1:02.49</b> 31.79	0.71
5	6	KAMIMURA Marie	JPN	0.64	(7) 31.45	<b>1:02.64</b> 31.19	0.86
6	7	SOUCISSE Gabrielle	CAN	0.78	(6) 30.95	<b>1:03.03</b> 32.08	1.25
7	1	LAU Yin Yan Claudia	HKG	0.65	(5) 30.87	<b>1:03.66</b> 32.79	1.88
8	8	CHEN Ting	TPE	0.66	(8) 32.33	<b>1:06.38</b> 34.05	4.60

#### LEGEND

R.T. Reaction time

Timing and Results provided by  **TISSOT**



## Results

Результаты

### EVENT NO. 18

	Record	Split	Name	Country	Location	Date
<b>WR</b>	58.12	28.71	SPOFFORTH Gemma	GBR	Rome (ITA)	28 JUL 2009
<b>UR</b>	1:00.21	28.98	CONNOLLY Jennifer	USA	Shenzhen (CHN)	18 AUG 2011


#### Heat 4 of 5

Rank	Lane	Name	Country Code	R.T.	50m	Time	Time Behind
1	5	<b>WILSON</b> Madison	AUS	0.60	(1) 29.52	<b>1:00.92</b> 31.40	
2	3	<b>WHITE</b> Hayle	AUS	0.55	(2) 29.89	<b>1:01.33</b> 31.44	0.41
3	6	<b>MORONUKI</b> Emi	JPN	0.54	(3) 30.25	<b>1:01.78</b> 31.53	0.86
4	4	<b>ZEVINA</b> Daryna	UKR	0.61	(6) 30.74	<b>1:02.21</b> 31.47	1.29
5	2	<b>TCHORZ</b> Alicja	POL	0.65	(4) 30.43	<b>1:02.33</b> 31.90	1.41
6	7	<b>TOMECKOVA</b> Karin	SVK	0.67	(4) 30.43	<b>1:03.52</b> 33.09	2.60
7	1	<b>GARCIA NUNEZ</b> Belen	ARG	0.52	(7) 32.05	<b>1:06.66</b> 34.61	5.74
	8	<b>VAN BERKEL</b> Martina	SUI			<b>DNS</b>	

#### LEGEND

**DNS** Did not start

**R.T.** Reaction time

Timing and Results provided by  **TISSOT**



## Results

Результаты

### EVENT NO. 18


	Record	Split	Name	Country	Location	Date
<b>WR</b>	58.12	28.71	SPOFFORTH Gemma	GBR	Rome (ITA)	28 JUL 2009
<b>UR</b>	1:00.21	28.98	CONNOLLY Jennifer	USA	Shenzhen (CHN)	18 AUG 2011

#### Heat 5 of 5

Rank	Lane	Name	Country Code	R.T.	50m	Time	Time Behind
1	4	ZUEVA Anastasia	RUS	0.72	(4) 30.03	<b>1:00.82</b> 30.79	
2	2	TRAN Cindy	USA	0.55	(1) 28.89	<b>1:00.89</b> 32.00	0.07
3	5	GROMOVA Maria	RUS	0.78	(3) 29.97	<b>1:02.11</b> 32.14	1.29
4	7	NAZIEBLO Klaudia	POL	0.72	(5) 30.27	<b>1:02.43</b> 32.16	1.61
5	3	AU Hoi Shun Stephanie	HKG	0.59	(2) 29.71	<b>1:02.45</b> 32.74	1.63
6	8	STENKVIST Henriette	SWE	0.65	(6) 31.03	<b>1:03.71</b> 32.68	2.89
7	1	GODFREY Kate	NZL	0.71	(7) 31.23	<b>1:04.13</b> 32.90	3.31
8	6	DANIEL Debra	FSM	0.68	(8) 35.41	<b>1:16.02</b> 40.61	15.20

#### LEGEND

R.T. Reaction time

Timing and Results provided by  **TISSOT**



# Result Book

27th Summer Universiade in Kazan 2013



## Swimming

Women's 100m Backstroke Semifinals





## Start List

Стартовый список

### EVENT NO. 18

	Record	Split	Name	Country	Location	Date
<b>WR</b>	58.12	28.71	SPOFFORTH Gemma	GBR	Rome (ITA)	28 JUL 2009
<b>UR</b>	1:00.21	28.98	CONNOLLY Jennifer	USA	Shenzhen (CHN)	18 AUG 2011

#### Semifinal 1 of 2

Lane	Name	Country	Year of Birth	Qualifying Time	Time	Rank
1	LEFLEY Rachel Jayne	GBR	1990	1:02.49		
2	GEMO Elena	ITA	1987	1:02.32		
3	MORONUKI Emi	JPN	1992	1:01.78		
4	TRAN Cindy	USA	1992	1:00.89		
5	WHITE Hayle	AUS	1989	1:01.33		
6	GROMOVA Maria	RUS	1988	1:02.11		
7	NAZIEBLO Klaudia	POL	1993	1:02.43		
8	SOUICISSE Gabrielle	CAN	1990	1:03.03		

#### Semifinal 2 of 2

Lane	Name	Country	Year of Birth	Qualifying Time	Time	Rank
1	AU Hoi Shun Stephanie	HKG	1992	1:02.45		
2	ZEVINA Daryna	UKR	1994	1:02.21		
3	ROMANO Megan	USA	1991	1:01.78		
4	ZUEVA Anastasia	RUS	1990	1:00.82		
5	WILSON Madison	AUS	1994	1:00.92		
6	SNODGRASS Brooklynn	CAN	1994	1:02.03		
7	TCHORZ Alicja	POL	1992	1:02.33		
8	KAMIMURA Marie	JPN	1994	1:02.64		


#### Reserves

Lane	Name	Country	Year of Birth	Qualifying Time	Time	Rank
	QUILTER Laura	NZL	1992	1:03.38		
	TOMECKOVA Karin	SVK	1993	1:03.52		

#### LEGEND

**UR** Universiade record

**WR** World record

Timing and Results provided by  **TISSOT**





## Results Summary

Итоговые результаты

EVENT NO. 18

	Record	Split	Name	Country	Location	Date
<b>WR</b>	58.12	28.71	SPOFFORTH Gemma	GBR	Rome (ITA)	28 JUL 2009
<b>UR</b>	1:00.21	28.98	CONNOLLY Jennifer	USA	Shenzhen (CHN)	18 AUG 2011

### Semifinals

Rank	Heat	Lane	Name	Year of Birth	Country Code	R.T.	50m	Time	Time Behind
1	2	5	WILSON Madison	1994	AUS	0.60	29.26	<b>1:00.42</b> 31.16	Q
2	2	4	ZUEVA Anastasia	1990	RUS	0.70	30.02	<b>1:00.55</b> 30.53	0.13 Q
3	1	5	WHITE Hayle	1989	AUS	0.55	29.61	<b>1:01.18</b> 31.57	0.76 Q
4	2	2	ZEVINA Daryna	1994	UKR	0.60	29.96	<b>1:01.21</b> 31.25	0.79 Q
5	2	3	ROMANO Megan	1991	USA	0.74	30.10	<b>1:01.22</b> 31.12	0.80 Q
6	1	6	GROMOVA Maria	1988	RUS	0.70	29.81	<b>1:01.71</b> 31.90	1.29 Q
7	1	4	TRAN Cindy	1992	USA	0.56	29.44	<b>1:01.85</b> 32.41	1.43 Q
8	2	1	AU Hoi Shun Stephanie	1992	HKG	0.60	29.56	<b>1:01.91</b> 32.35	1.49 Q
9	1	2	GEMO Elena	1987	ITA	0.77	30.26	<b>1:01.94</b> 31.68	1.52
10	2	8	KAMIMURA Marie	1994	JPN	0.62	30.94	<b>1:02.03</b> 31.09	1.61
11	1	3	MORONUKI Emi	1992	JPN	0.54	30.06	<b>1:02.17</b> 32.11	1.75
12	1	7	NAZIEBLO Klaudia	1993	POL	0.70	30.06	<b>1:02.21</b> 32.15	1.79
13	2	7	TCHORZ Alicja	1992	POL	0.65	30.49	<b>1:02.25</b> 31.76	1.83
14	1	1	LEFLEY Rachel Jayne	1990	GBR	0.58	30.38	<b>1:02.31</b> 31.93	1.89
15	1	8	SOUCISSE Gabrielle	1990	CAN	0.74	30.14	<b>1:02.32</b> 32.18	1.90
16	2	6	SNODGRASS Brooklynn	1994	CAN	0.82	30.31	<b>1:02.40</b> 32.09	1.98

#### LEGEND

Q Qualified for the next phase      R.T. Reaction time

Timing and Results provided by  TISSOT



## Results

Результаты

### EVENT NO. 18


	Record	Split	Name	Country	Location	Date
<b>WR</b>	58.12	28.71	SPOFFORTH Gemma	GBR	Rome (ITA)	28 JUL 2009
<b>UR</b>	1:00.21	28.98	CONNOLLY Jennifer	USA	Shenzhen (CHN)	18 AUG 2011

#### Semifinal 1 of 2

Rank	Lane	Name	Country Code	R.T.	50m	Time	Time Behind
1	5	<b>WHITE Hayle</b>	AUS	0.55	(2) 29.61	<b>1:01.18</b> 31.57	
2	6	<b>GROMOVA Maria</b>	RUS	0.70	(3) 29.81	<b>1:01.71</b> 31.90	0.53
3	4	<b>TRAN Cindy</b>	USA	0.56	(1) 29.44	<b>1:01.85</b> 32.41	0.67
4	2	<b>GEMO Elena</b>	ITA	0.77	(7) 30.26	<b>1:01.94</b> 31.68	0.76
5	3	<b>MORONUKI Emi</b>	JPN	0.54	(4) 30.06	<b>1:02.17</b> 32.11	0.99
6	7	<b>NAZIEBLO Klaudia</b>	POL	0.70	(4) 30.06	<b>1:02.21</b> 32.15	1.03
7	1	<b>LEFLEY Rachel Jayne</b>	GBR	0.58	(8) 30.38	<b>1:02.31</b> 31.93	1.13
8	8	<b>SOUCISSE Gabrielle</b>	CAN	0.74	(6) 30.14	<b>1:02.32</b> 32.18	1.14

#### LEGEND

R.T. Reaction time

Timing and Results provided by  **TISSOT**



## Results

Результаты

### EVENT NO. 18


	Record	Split	Name	Country	Location	Date
<b>WR</b>	58.12	28.71	SPOFFORTH Gemma	GBR	Rome (ITA)	28 JUL 2009
<b>UR</b>	1:00.21	28.98	CONNOLLY Jennifer	USA	Shenzhen (CHN)	18 AUG 2011

#### Semifinal 2 of 2

Rank	Lane	Name	Country Code	R.T.	50m	Time	Time Behind
1	5	WILSON Madison	AUS	0.60	(1) 29.26	<b>1:00.42</b> 31.16	
2	4	ZUEVA Anastasia	RUS	0.70	(4) 30.02	<b>1:00.55</b> 30.53	0.13
3	2	ZEVINA Daryna	UKR	0.60	(3) 29.96	<b>1:01.21</b> 31.25	0.79
4	3	ROMANO Megan	USA	0.74	(5) 30.10	<b>1:01.22</b> 31.12	0.80
5	1	AU Hoi Shun Stephanie	HKG	0.60	(2) 29.56	<b>1:01.91</b> 32.35	1.49
6	8	KAMIMURA Marie	JPN	0.62	(8) 30.94	<b>1:02.03</b> 31.09	1.61
7	7	TCHORZ Alicja	POL	0.65	(7) 30.49	<b>1:02.25</b> 31.76	1.83
8	6	SNODGRASS Brooklynn	CAN	0.82	(6) 30.31	<b>1:02.40</b> 32.09	1.98

#### LEGEND

R.T. Reaction time

Timing and Results provided by  **TISSOT**



# Result Book

27th Summer Universiade in Kazan 2013



## Swimming

Women's 100m Backstroke Final





## Start List

Стартовый список

### EVENT NO. 18

	Record	Split	Name	Country	Location	Date
<b>WR</b>	58.12	28.71	SPOFFORTH Gemma	GBR	Rome (ITA)	28 JUL 2009
<b>UR</b>	1:00.21	28.98	CONNOLLY Jennifer	USA	Shenzhen (CHN)	18 AUG 2011

### Final

Lane	Name	Country	Year of Birth	Qualifying Time	Time	Rank
1	TRAN Cindy	USA	1992	1:01.85		
2	ROMANO Megan	USA	1991	1:01.22		
3	WHITE Hayle	AUS	1989	1:01.18		
4	WILSON Madison	AUS	1994	1:00.42		
5	ZUEVA Anastasia	RUS	1990	1:00.55		
6	ZEVINA Daryna	UKR	1994	1:01.21		
7	GROMOVA Maria	RUS	1988	1:01.71		
8	AU Hoi Shun Stephanie	HKG	1992	1:01.91		


### Reserves

Lane	Name	Country	Year of Birth	Qualifying Time	Time	Rank
	GEMO Elena	ITA	1987	1:01.94		
	KAMIMURA Marie	JPN	1994	1:02.03		

### LEGEND

**UR** Universiade record

**WR** World record

Timing and Results provided by  **TISSOT**



## Results

Результаты

### EVENT NO. 18


	Record	Split	Name	Country	Location	Date
<b>WR</b>	58.12	28.71	SPOFFORTH Gemma	GBR	Rome (ITA)	28 JUL 2009
<b>UR</b>	1:00.21	28.98	CONNOLLY Jennifer	USA	Shenzhen (CHN)	18 AUG 2011

### Final

Rank	Lane	Name	Country Code	R.T.	50m	Time	Time Behind
1	5	ZUEVA Anastasia	RUS	0.71	(5) 29.55	<b>59.83</b> 30.28	UR
2	2	ROMANO Megan	USA	0.73	(2) 29.24	<b>59.85</b> 30.61	0.02
3	4	WILSON Madison	AUS	0.59	(2) 29.24	<b>1:00.65</b> 31.41	0.82
4	6	ZEVINA Daryna	UKR	0.61	(8) 30.17	<b>1:01.00</b> 30.83	1.17
5	1	TRAN Cindy	USA	0.58	(1) 29.12	<b>1:01.32</b> 32.20	1.49
6	3	WHITE Hayle	AUS	0.57	(4) 29.30	<b>1:01.46</b> 32.16	1.63
7	7	GROMOVA Maria	RUS	0.69	(6) 29.80	<b>1:01.50</b> 31.70	1.67
8	8	AU Hoi Shun Stephanie	HKG	0.57	(7) 29.84	<b>1:02.22</b> 32.38	2.39

#### LEGEND

R.T. Reaction time                      UR Universiade record

Timing and Results provided by  **TISSOT**





# Result Book

27th Summer Universiade in Kazan 2013



## Swimming

Women's 200m Backstroke





## Entry List by Event

Список заявок по дисциплинам

As of WED 10 JUL 2013

EVENT NO. 6


	Record	Splits		Name	Country	Location	Date
<b>WR</b>	2:04.06	29.53	1:00.50	1:32.16	FRANKLIN Melissa	USA	London (GBR) 3 AUG 2012
<b>CR</b>	2:08.91	30.51	1:03.25	1:36.01	PROUD Stephanie	GBR	Belgrade (SRB) 6 JUL 2009

Number of entries: 26

Name	Country Code	Year of Birth	Location of Qualification	Date of Qualification	Qualifying Time
1 ZEVINA Daryna	UKR	1994			2:08.34
2 WHITE Hayle	AUS	1989			2:09.99
3 GROMOVA Maria	RUS	1988			2:11.16
4 CANTIN Genevieve	CAN	1991			2:11.45
5 STEWART Kendyl	USA	1994			2:11.53
6 KAMIMURA Marie	JPN	1994			2:11.95
7 WILLIAMSON Ellen	USA	1992			2:12.04
8 LEFLEY Rachel Jayne	GBR	1990			2:12.29
9 AU Hoi Shun Stephanie	HKG	1992			2:12.99
10 TCHORZ Alicja	POL	1992			2:13.07
11 LAPSHINA Polina	RUS	1995			2:13.14
12 MORONUKI Emi	JPN	1992			2:13.17
13 WILSON Madison	AUS	1994			2:13.20
14 SOUCISSE Gabrielle	CAN	1990			2:14.11
15 STENKVIST Henriette	SWE	1994			2:14.81
16 TOMECKOVA Karin	SVK	1993			2:15.38
17 GODFREY Kate	NZL	1994			2:15.46
18 XU Lili	CHN	1991			2:16.00
19 VAN BERKEL Martina	SUI	1989			2:16.37
20 LAU Yin Yan Claudia	HKG	1992			2:17.61
21 SEPP Katlin	EST	1992			2:18.44
22 ZHANG Wenjia	CHN	1993			2:19.00
23 GARCIA NUNEZ Belen	ARG	1993			2:19.40
24 KUAN Weng I	MAC	1990			2:29.20
25 FIGUEROA Evelin	COL	1991			2:45.00
26 CHEN Ting	TPE	1993			

### LEGEND

**CR** Championship record      **WR** World record

Timing and Results provided by  **TISSOT**



## Medallists

Медалисты

Medal	Name	Country
GOLD	WILSON Madison	AUS - Australia
SILVER	ZEVINA Daryna	UKR - Ukraine
BRONZE	WHITE Hayle	AUS - Australia



# Result Book

27th Summer Universiade in Kazan 2013



## Swimming

Women's 200m Backstroke Preliminaries







## Start List

Стартовый список

### EVENT NO. 6

	Record	Splits		Name	Country	Location	Date
<b>WR</b>	2:04.06	29.53	1:00.50	1:32.16	FRANKLIN Melissa	USA	London (GBR) 3 AUG 2012
<b>CR</b>	2:08.91	30.51	1:03.25	1:36.01	PROUD Stephanie	GBR	Belgrade (SRB) 6 JUL 2009

#### Heat 1 of 4

Lane	Name	Country	Year of Birth	Qualifying Time	Time	Rank
3	CHEN Ting	TPE	1993			
4	KUAN Weng I	MAC	1990	2:29.20		
5	FIGUEROA Evelin	COL	1991	2:45.00		

#### Heat 2 of 4

Lane	Name	Country	Year of Birth	Qualifying Time	Time	Rank
1	SEPP Katlin	EST	1992	2:18.44		
2	STENKVIST Henriette	SWE	1994	2:14.81		
3	AU Hoi Shun Stephanie	HKG	1992	2:12.99		
4	GROMOVA Maria	RUS	1988	2:11.16		
5	KAMIMURA Marie	JPN	1994	2:11.95		
6	MORONUKI Emi	JPN	1992	2:13.17		
7	XU Lili	CHN	1991	2:16.00		

#### Heat 3 of 4


Lane	Name	Country	Year of Birth	Qualifying Time	Time	Rank
1	LAU Yin Yan Claudia	HKG	1992	2:17.61		
2	SOUCISSE Gabrielle	CAN	1990	2:14.11		
3	LEFLEY Rachel Jayne	GBR	1990	2:12.29		
4	WHITE Hayle	AUS	1989	2:09.99		
5	STEWART Kendyl	USA	1994	2:11.53		
6	LAPSHINA Polina	RUS	1995	2:13.14		
7	GODFREY Kate	NZL	1994	2:15.46		
8	GARCIA NUNEZ Belen	ARG	1993	2:19.40		

#### Heat 4 of 4

Lane	Name	Country	Year of Birth	Qualifying Time	Time	Rank
1	VAN BERKEL Martina	SUI	1989	2:16.37		
2	WILSON Madison	AUS	1994	2:13.20		
3	WILLIAMSON Ellen	USA	1992	2:12.04		
4	ZEVINA Daryna	UKR	1994	2:08.34		
5	CANTIN Genevieve	CAN	1991	2:11.45		
6	TCHORZ Alicja	POL	1992	2:13.07		
7	TOMECKOVA Karin	SVK	1993	2:15.38		
8	ZHANG Wenjia	CHN	1993	2:19.00		

#### LEGEND

CR Championship record      WR World record

Timing and Results provided by  TISSOT



## Results Summary


Итоговые результаты

### EVENT NO. 6

	Record	Splits	Name	Country	Location	Date
WR	2:04.06	29.53 1:00.50 1:32.16	FRANKLIN Melissa	USA	London (GBR)	3 AUG 2012
UR	2:08.91	30.51 1:03.25 1:36.01	PROUD Stephanie	GBR	Belgrade (SRB)	6 JUL 2009

#### Heats

Rank	Heat	Lane	Name	Year of Birth	Country Code	R.T.	50m	100m	150m	Time	Time Behind
1	3	4	WHITE Hayle	1989	AUS	0.58	31.03	1:04.42	1:37.81	<b>2:11.48</b>	Q
								33.39	33.39	33.67	
2	4	3	WILLIAMSON Ellen	1992	USA	0.61	31.59	1:05.09	1:38.80	<b>2:11.71</b>	0.23 Q
								33.50	33.71	32.91	
3	2	5	KAMIMURA Marie	1994	JPN	0.64	31.90	1:04.99	1:38.70	<b>2:11.96</b>	0.48 Q
								33.09	33.71	33.26	
4	3	5	STEWART Kendyl	1994	USA	0.73	30.62	1:03.61	1:37.81	<b>2:12.62</b>	1.14 Q
								32.99	34.20	34.81	
5	4	4	ZEVINA Daryna	1994	UKR	0.62	32.31	1:06.56	1:40.06	<b>2:13.01</b>	1.53 Q
								34.25	33.50	32.95	
6	2	4	GROMOVA Maria	1988	RUS	0.73	31.79	1:05.59	1:39.76	<b>2:13.42</b>	1.94 Q
								33.80	34.17	33.66	
7	4	5	CANTIN Genevieve	1991	CAN	0.75	31.92	1:06.25	1:40.34	<b>2:14.02</b>	2.54 Q
								34.33	34.09	33.68	
8	4	2	WILSON Madison	1994	AUS	0.60	30.85	1:04.52	1:39.12	<b>2:14.10</b>	2.62 Q
								33.67	34.60	34.98	
9	3	3	LEFLEY Rachel Jayne	1990	GBR	0.58	31.30	1:04.76	1:39.67	<b>2:14.59</b>	3.11 Q
								33.46	34.91	34.92	
10	3	2	SOUCISSE Gabrielle	1990	CAN	0.79	31.87	1:05.68	1:40.21	<b>2:14.65</b>	3.17 Q
								33.81	34.53	34.44	
11	2	6	MORONUKI Emi	1992	JPN	0.55	31.72	1:05.50	1:39.86	<b>2:14.81</b>	3.33 Q
								33.78	34.36	34.95	
12	3	6	LAPSHINA Polina	1995	RUS	0.69	32.06	1:06.29	1:40.65	<b>2:15.12</b>	3.64 Q
								34.23	34.36	34.47	
13	3	1	LAU Yin Yan Claudia	1992	HKG	0.68	32.32	1:06.76	1:41.16	<b>2:15.76</b>	4.28 Q
								34.44	34.40	34.60	
14	2	2	STENKVIST Henriette	1994	SWE	0.65	32.12	1:06.25	1:41.28	<b>2:15.89</b>	4.41 Q
								34.13	35.03	34.61	
15	4	6	TCHORZ Alicja	1992	POL	0.68	31.82	1:06.55	1:41.77	<b>2:15.92</b>	4.44 Q
								34.73	35.22	34.15	
16	4	1	VAN BERKEL Martina	1989	SUI	0.68	32.45	1:06.93	1:41.45	<b>2:16.09</b>	4.61 Q
								34.48	34.52	34.64	
17	3	7	GODFREY Kate	1994	NZL	0.75	32.66	1:07.22	1:42.62	<b>2:17.53</b>	6.05
								34.56	35.40	34.91	
18	4	7	TOMECKOVA Karin	1993	SVK	0.76	31.59	1:06.38	1:42.01	<b>2:17.59</b>	6.11
								34.79	35.63	35.58	
19	2	3	AU Hoi Shun Stephanie	1992	HKG	0.63	32.11	1:06.86	1:43.07	<b>2:18.93</b>	7.45
								34.75	36.21	35.86	
20	4	8	ZHANG Wenjia	1993	CHN	0.68	33.01	1:08.37	1:44.81	<b>2:21.32</b>	9.84
								35.36	36.44	36.51	
21	1	3	CHEN Ting	1993	TPE	0.68	33.15	1:09.22	1:45.98	<b>2:22.44</b>	10.96
								36.07	36.76	36.46	
22	2	1	SEPP Katlin	1992	EST	0.76	32.61	1:07.86	1:45.27	<b>2:22.97</b>	11.49
								35.25	37.41	37.70	
23	2	7	XU Lili	1991	CHN	0.72	33.17	1:09.07	1:46.91	<b>2:25.76</b>	14.28
								35.90	37.84	38.85	
24	3	8	GARCIA NUNEZ Belen	1993	ARG	0.57	33.53	1:10.39	1:49.09	<b>2:28.04</b>	16.56
								36.86	38.70	38.95	
25	1	4	KUAN Weng I	1990	MAC	0.63	34.21	1:13.65	1:54.95	<b>2:35.52</b>	24.04
								39.44	41.30	40.57	

Timing and Results provided by  TISSOT





Heats

Rank	Heat	Lane	Name	Year of Birth	Country Code	R.T.	50m	100m	150m	Time	Time Behind
26	1	5	FIGUEROA Evelin	1991	COL	0.62	36.40	1:17.44 41.04	1:59.95 42.51	<b>2:42.49</b> 42.54	31.01

LEGEND

Q Qualified for the next phase      R.T. Reaction time



## Results

Результаты

### EVENT NO. 6


	Record	Splits		Name	Country	Location	Date
<b>WR</b>	2:04.06	29.53	1:00.50	1:32.16	FRANKLIN Melissa	USA	London (GBR) 3 AUG 2012
<b>UR</b>	2:08.91	30.51	1:03.25	1:36.01	PROUD Stephanie	GBR	Belgrade (SRB) 6 JUL 2009

#### Heat 1 of 4

Rank	Lane	Name	Country Code	R.T.	50m	100m	150m	Time	Time Behind
1	3	CHEN Ting	TPE	0.68	(1) 33.15	(1) 1:09.22 36.07	(1) 1:45.98 36.76	<b>2:22.44</b> 36.46	
2	4	KUAN Weng I	MAC	0.63	(2) 34.21	(2) 1:13.65 39.44	(2) 1:54.95 41.30	<b>2:35.52</b> 40.57	13.08
3	5	FIGUEROA Evelin	COL	0.62	(3) 36.40	(3) 1:17.44 41.04	(3) 1:59.95 42.51	<b>2:42.49</b> 42.54	20.05

#### LEGEND

R.T. Reaction time

Timing and Results provided by  **TISSOT**



## Results

Результаты

### EVENT NO. 6

	Record	Splits		Name	Country	Location	Date
<b>WR</b>	2:04.06	29.53	1:00.50	1:32.16	FRANKLIN Melissa	USA	London (GBR) 3 AUG 2012
<b>UR</b>	2:08.91	30.51	1:03.25	1:36.01	PROUD Stephanie	GBR	Belgrade (SRB) 6 JUL 2009

#### Heat 2 of 4

Rank	Lane	Name	Country Code	R.T.	50m	100m	150m	Time	Time Behind
1	5	<b>KAMIMURA Marie</b>	JPN	0.64	(3) 31.90	(1) 1:04.99 33.09	(1) 1:38.70 33.71	<b>2:11.96</b> 33.26	
2	4	<b>GROMOVA Maria</b>	RUS	0.73	(2) 31.79	(3) 1:05.59 33.80	(2) 1:39.76 34.17	<b>2:13.42</b> 33.66	1.46
3	6	<b>MORONUKI Emi</b>	JPN	0.55	(1) 31.72	(2) 1:05.50 33.78	(3) 1:39.86 34.36	<b>2:14.81</b> 34.95	2.85
4	2	<b>STENKVIST Henriette</b>	SWE	0.65	(5) 32.12	(4) 1:06.25 34.13	(4) 1:41.28 35.03	<b>2:15.89</b> 34.61	3.93
5	3	<b>AU Hoi Shun Stephanie</b>	HKG	0.63	(4) 32.11	(5) 1:06.86 34.75	(5) 1:43.07 36.21	<b>2:18.93</b> 35.86	6.97
6	1	<b>SEPP Katlin</b>	EST	0.76	(6) 32.61	(6) 1:07.86 35.25	(6) 1:45.27 37.41	<b>2:22.97</b> 37.70	11.01
7	7	<b>XU Lili</b>	CHN	0.72	(7) 33.17	(7) 1:09.07 35.90	(7) 1:46.91 37.84	<b>2:25.76</b> 38.85	13.80

#### LEGEND

R.T. Reaction time

Timing and Results provided by **TISSOT**



## Results

Результаты

### EVENT NO. 6


	Record	Splits			Name	Country	Location	Date
<b>WR</b>	2:04.06	29.53	1:00.50	1:32.16	FRANKLIN Melissa	USA	London (GBR)	3 AUG 2012
<b>UR</b>	2:08.91	30.51	1:03.25	1:36.01	PROUD Stephanie	GBR	Belgrade (SRB)	6 JUL 2009

#### Heat 3 of 4

Rank	Lane	Name	Country Code	R.T.	50m	100m	150m	Time	Time Behind
1	4	WHITE Hayle	AUS	0.58	(2) 31.03	(2) 1:04.42 33.39	(1) 1:37.81 33.39	<b>2:11.48</b>	
2	5	STEWART Kendyl	USA	0.73	(1) 30.62	(1) 1:03.61 32.99	(1) 1:37.81 34.20	<b>2:12.62</b>	1.14
3	3	LEFLEY Rachel Jayne	GBR	0.58	(3) 31.30	(3) 1:04.76 33.46	(3) 1:39.67 34.91	<b>2:14.59</b>	3.11
4	2	SOUCISSE Gabrielle	CAN	0.79	(4) 31.87	(4) 1:05.68 33.81	(4) 1:40.21 34.53	<b>2:14.65</b>	3.17
5	6	LAPSHINA Polina	RUS	0.69	(5) 32.06	(5) 1:06.29 34.23	(5) 1:40.65 34.36	<b>2:15.12</b>	3.64
6	1	LAU Yin Yan Claudia	HKG	0.68	(6) 32.32	(6) 1:06.76 34.44	(6) 1:41.16 34.40	<b>2:15.76</b>	4.28
7	7	GODFREY Kate	NZL	0.75	(7) 32.66	(7) 1:07.22 34.56	(7) 1:42.62 35.40	<b>2:17.53</b>	6.05
8	8	GARCIA NUNEZ Belen	ARG	0.57	(8) 33.53	(8) 1:10.39 36.86	(8) 1:49.09 38.70	<b>2:28.04</b>	16.56

#### LEGEND

R.T. Reaction time

Timing and Results provided by  **TISSOT**



## Results

Результаты

### EVENT NO. 6


	Record	Splits			Name	Country	Location	Date
<b>WR</b>	2:04.06	29.53	1:00.50	1:32.16	FRANKLIN Melissa	USA	London (GBR)	3 AUG 2012
<b>UR</b>	2:08.91	30.51	1:03.25	1:36.01	PROUD Stephanie	GBR	Belgrade (SRB)	6 JUL 2009

#### Heat 4 of 4

Rank	Lane	Name	Country Code	R.T.	50m	100m	150m	Time	Time Behind
1	3	WILLIAMSON Ellen	USA	0.61	(2) 31.59	(2) 1:05.09 33.50	(1) 1:38.80 33.71	<b>2:11.71</b> 32.91	
2	4	ZEVINA Daryna	UKR	0.62	(6) 32.31	(6) 1:06.56 34.25	(3) 1:40.06 33.50	<b>2:13.01</b> 32.95	1.30
3	5	CANTIN Genevieve	CAN	0.75	(5) 31.92	(3) 1:06.25 34.33	(4) 1:40.34 34.09	<b>2:14.02</b> 33.68	2.31
4	2	WILSON Madison	AUS	0.60	(1) 30.85	(1) 1:04.52 33.67	(2) 1:39.12 34.60	<b>2:14.10</b> 34.98	2.39
5	6	TCHORZ Alicja	POL	0.68	(4) 31.82	(5) 1:06.55 34.73	(6) 1:41.77 35.22	<b>2:15.92</b> 34.15	4.21
6	1	VAN BERKEL Martina	SUI	0.68	(7) 32.45	(7) 1:06.93 34.48	(5) 1:41.45 34.52	<b>2:16.09</b> 34.64	4.38
7	7	TOMECKOVA Karin	SVK	0.76	(2) 31.59	(4) 1:06.38 34.79	(7) 1:42.01 35.63	<b>2:17.59</b> 35.58	5.88

#### LEGEND

R.T. Reaction time

Timing and Results provided by  **TISSOT**



# Result Book

27th Summer Universiade in Kazan 2013



## Swimming

Women's 200m Backstroke Semifinals







## Start List

Стартовый список

### EVENT NO. 6

	Record	Splits		Name	Country	Location	Date
<b>WR</b>	2:04.06	29.53	1:00.50	1:32.16	FRANKLIN Melissa	USA	London (GBR) 3 AUG 2012
<b>UR</b>	2:08.91	30.51	1:03.25	1:36.01	PROUD Stephanie	GBR	Belgrade (SRB) 6 JUL 2009

#### Semifinal 1 of 2

Lane	Name	Country	Year of Birth	Qualifying Time	Time	Rank
1	STENKVIST Henriette	SWE	1994	2:15.89		
2	SOUCISSE Gabrielle	CAN	1990	2:14.65		
3	GROMOVA Maria	RUS	1988	2:13.42		
4	WILLIAMSON Ellen	USA	1992	2:11.71		
5	STEWART Kendyl	USA	1994	2:12.62		
6	WILSON Madison	AUS	1994	2:14.10		
7	LAPSHINA Polina	RUS	1995	2:15.12		
8	VAN BERKEL Martina	SUI	1989	2:16.09		

#### Semifinal 2 of 2


Lane	Name	Country	Year of Birth	Qualifying Time	Time	Rank
1	LAU Yin Yan Claudia	HKG	1992	2:15.76		
2	LEFLEY Rachel Jayne	GBR	1990	2:14.59		
3	ZEVINA Daryna	UKR	1994	2:13.01		
4	WHITE Hayle	AUS	1989	2:11.48		
5	KAMIMURA Marie	JPN	1994	2:11.96		
6	CANTIN Genevieve	CAN	1991	2:14.02		
7	MORONUKI Emi	JPN	1992	2:14.81		
8	TCHORZ Alicja	POL	1992	2:15.92		

#### Reserves

Lane	Name	Country	Year of Birth	Qualifying Time	Time	Rank
	GODFREY Kate	NZL	1994	2:17.53		
	TOMECKOVA Karin	SVK	1993	2:17.59		

#### LEGEND

UR World record

Timing and Results provided by  TISSOT



## Results Summary

Итоговые результаты

EVENT NO. 6


	Record	Splits		Name	Country	Location	Date	
<b>WR</b>	2:04.06	29.53	1:00.50	1:32.16	FRANKLIN Melissa	USA	London (GBR)	3 AUG 2012
<b>UR</b>	2:08.91	30.51	1:03.25	1:36.01	PROUD Stephanie	GBR	Belgrade (SRB)	6 JUL 2009

### Semifinals

Rank	Heat	Lane	Name	Year of Birth	Country Code	R.T.	50m	100m	150m	Time	Time Behind
1	2	3	ZEVINA Daryna	1994	UKR	0.60	31.34	1:04.64 33.30	1:37.68 33.04	<b>2:10.36</b>	Q
2	2	4	WHITE Hayle	1989	AUS	0.54	31.01	1:04.41 33.40	1:37.43 33.02	<b>2:10.52</b>	0.16 Q
3	1	6	WILSON Madison	1994	AUS	0.59	30.70	1:04.10 33.40	1:37.61 33.51	<b>2:10.53</b>	0.17 Q
4	2	5	KAMIMURA Marie	1994	JPN	0.65	31.53	1:04.75 33.22	1:38.06 33.31	<b>2:10.79</b>	0.43 Q
5	2	6	CANTIN Genevieve	1991	CAN	0.72	31.45	1:04.79 33.34	1:38.27 33.48	<b>2:11.72</b>	1.36 Q
6	1	5	STEWART Kendyl	1994	USA	0.75	31.18	1:04.70 33.52	1:38.34 33.64	<b>2:11.85</b>	1.49 Q
7	1	4	WILLIAMSON Ellen	1992	USA	0.61	31.44	1:04.84 33.40	1:38.86 34.02	<b>2:12.10</b>	1.74 Q
8	1	3	GROMOVA Maria	1988	RUS	0.76	31.47	1:05.02 33.55	1:39.50 34.48	<b>2:12.72</b>	2.36 Q
9	2	8	TCHORZ Alicja	1992	POL	0.69	31.17	1:05.51 34.34	1:39.79 34.28	<b>2:13.17</b>	2.81
10	1	7	LAPSHINA Polina	1995	RUS	0.69	31.47	1:04.48 33.01	1:38.33 33.85	<b>2:13.71</b>	3.35
11	1	1	STENKVIST Henriette	1994	SWE	0.67	31.88	1:05.54 33.66	1:39.95 34.41	<b>2:13.86</b>	3.50
12	1	2	SOUCISSE Gabrielle	1990	CAN	0.79	31.93	1:05.73 33.80	1:40.00 34.27	<b>2:14.54</b>	4.18
13	1	8	VAN BERKEL Martina	1989	SUI	0.70	32.77	1:07.12 34.35	1:41.34 34.22	<b>2:15.44</b>	5.08
13	2	2	LEFLEY Rachel Jayne	1990	GBR	0.61	31.47	1:04.96 33.49	1:39.84 34.88	<b>2:15.44</b>	5.08
15	2	7	MORONUKI Emi	1992	JPN	0.57	31.44	1:05.60 34.16	1:40.48 34.88	<b>2:15.76</b>	5.40
16	2	1	LAU Yin Yan Claudia	1992	HKG	0.65	31.92	1:06.35 34.43	1:42.71 36.36	<b>2:18.22</b>	7.86

#### LEGEND

Q Qualified for the next phase R.T. Reaction time

Timing and Results provided by  TISSOT



## Results

Результаты

### EVENT NO. 6


	Record	Splits		Name	Country	Location	Date	
<b>WR</b>	2:04.06	29.53	1:00.50	1:32.16	FRANKLIN Melissa	USA	London (GBR)	3 AUG 2012
<b>UR</b>	2:08.91	30.51	1:03.25	1:36.01	PROUD Stephanie	GBR	Belgrade (SRB)	6 JUL 2009

#### Semifinal 1 of 2

Rank	Lane	Name	Country Code	R.T.	50m	100m	150m	Time	Time Behind
1	6	WILSON Madison	AUS	0.59	(1) 30.70	(1) 1:04.10	(1) 1:37.61	<b>2:10.53</b>	
						33.40	33.51	32.92	
2	5	STEWART Kendyl	USA	0.75	(2) 31.18	(3) 1:04.70	(3) 1:38.34	<b>2:11.85</b>	1.32
						33.52	33.64	33.51	
3	4	WILLIAMSON Ellen	USA	0.61	(3) 31.44	(4) 1:04.84	(4) 1:38.86	<b>2:12.10</b>	1.57
						33.40	34.02	33.24	
4	3	GROMOVA Maria	RUS	0.76	(4) 31.47	(5) 1:05.02	(5) 1:39.50	<b>2:12.72</b>	2.19
						33.55	34.48	33.22	
5	7	LAPSHINA Polina	RUS	0.69	(4) 31.47	(2) 1:04.48	(2) 1:38.33	<b>2:13.71</b>	3.18
						33.01	33.85	35.38	
6	1	STENKVIST Henriette	SWE	0.67	(6) 31.88	(6) 1:05.54	(6) 1:39.95	<b>2:13.86</b>	3.33
						33.66	34.41	33.91	
7	2	SOUCISSE Gabrielle	CAN	0.79	(7) 31.93	(7) 1:05.73	(7) 1:40.00	<b>2:14.54</b>	4.01
						33.80	34.27	34.54	
8	8	VAN BERKEL Martina	SUI	0.70	(8) 32.77	(8) 1:07.12	(8) 1:41.34	<b>2:15.44</b>	4.91
						34.35	34.22	34.10	

#### LEGEND

R.T. Reaction time

Timing and Results provided by  **TISSOT**



## Results

Результаты

### EVENT NO. 6

	Record	Splits		Name	Country	Location	Date
<b>WR</b>	2:04.06	29.53	1:00.50	1:32.16	FRANKLIN Melissa	USA	London (GBR) 3 AUG 2012
<b>UR</b>	2:08.91	30.51	1:03.25	1:36.01	PROUD Stephanie	GBR	Belgrade (SRB) 6 JUL 2009

#### Semifinal 2 of 2

Rank	Lane	Name	Country Code	R.T.	50m	100m	150m	Time	Time Behind
1	3	<b>ZEVINA Daryna</b>	UKR	0.60	(3) 31.34	(2) 1:04.64 33.30	(2) 1:37.68 33.04	<b>2:10.36</b>	
2	4	<b>WHITE Hayle</b>	AUS	0.54	(1) 31.01	(1) 1:04.41 33.40	(1) 1:37.43 33.02	<b>2:10.52</b>	0.16
3	5	<b>KAMIMURA Marie</b>	JPN	0.65	(7) 31.53	(3) 1:04.75 33.22	(3) 1:38.06 33.31	<b>2:10.79</b>	0.43
4	6	<b>CANTIN Genevieve</b>	CAN	0.72	(5) 31.45	(4) 1:04.79 33.34	(4) 1:38.27 33.48	<b>2:11.72</b>	1.36
5	8	<b>TCHORZ Alicja</b>	POL	0.69	(2) 31.17	(6) 1:05.51 34.34	(5) 1:39.79 34.28	<b>2:13.17</b>	2.81
6	2	<b>LEFLEY Rachel Jayne</b>	GBR	0.61	(6) 31.47	(5) 1:04.96 33.49	(6) 1:39.84 34.88	<b>2:15.44</b>	5.08
7	7	<b>MORONUKI Emi</b>	JPN	0.57	(4) 31.44	(7) 1:05.60 34.16	(7) 1:40.48 34.88	<b>2:15.76</b>	5.40
8	1	<b>LAU Yin Yan Claudia</b>	HKG	0.65	(8) 31.92	(8) 1:06.35 34.43	(8) 1:42.71 36.36	<b>2:18.22</b>	7.86

#### LEGEND

R.T. Reaction time

Timing and Results provided by  **TISSOT**



# Result Book

27th Summer Universiade in Kazan 2013



## Swimming

Women's 200m Backstroke Final





## Start List

Стартовый список

### EVENT NO. 6

	Record	Splits			Name	Country	Location	Date
<b>WR</b>	2:04.06	29.53	1:00.50	1:32.16	FRANKLIN Melissa	USA	London (GBR)	3 AUG 2012
<b>UR</b>	2:08.91	30.51	1:03.25	1:36.01	PROUD Stephanie	GBR	Belgrade (SRB)	6 JUL 2009

#### Final

Lane	Name	Country	Year of Birth	Qualifying Time	Time	Rank
1	WILLIAMSON Ellen	USA	1992	2:12.10		
2	CANTIN Genevieve	CAN	1991	2:11.72		
3	WILSON Madison	AUS	1994	2:10.53		
4	ZEVINA Daryna	UKR	1994	2:10.36		
5	WHITE Hayle	AUS	1989	2:10.52		
6	KAMIMURA Marie	JPN	1994	2:10.79		
7	STEWART Kendyl	USA	1994	2:11.85		
8	GROMOVA Maria	RUS	1988	2:12.72		


#### Reserves

Lane	Name	Country	Year of Birth	Qualifying Time	Time	Rank
	TCHORZ Alicja	POL	1992	2:13.17		
	LAPSHINA Polina	RUS	1995	2:13.71		

#### LEGEND

**UR** Universiade record

**WR** World record

Timing and Results provided by  **TISSOT**





## Results

Результаты

### EVENT NO. 6


	Record	Splits		Name	Country	Location	Date	
<b>WR</b>	2:04.06	29.53	1:00.50	1:32.16	FRANKLIN Melissa	USA	London (GBR)	3 AUG 2012
<b>UR</b>	2:08.91	30.51	1:03.25	1:36.01	PROUD Stephanie	GBR	Belgrade (SRB)	6 JUL 2009

### Final

Rank	Lane	Name	Country Code	R.T.	50m	100m	150m	Time	Time Behind
1	3	WILSON Madison	AUS	0.57	(2) 30.47	(2) 1:03.35 32.88	(2) 1:36.23 32.88	<b>2:09.22</b>	
2	4	ZEVINA Daryna	UKR	0.61	(4) 31.07	(3) 1:03.68 32.61	(3) 1:36.67 32.99	<b>2:09.41</b>	0.19
3	5	WHITE Hayle	AUS	0.53	(1) 30.40	(1) 1:02.85 32.45	(1) 1:35.45 32.60	<b>2:09.84</b>	0.62
4	6	KAMIMURA Marie	JPN	0.64	(8) 31.94	(8) 1:05.40 33.46	(8) 1:38.73 33.33	<b>2:11.71</b>	2.49
5	2	CANTIN Genevieve	CAN	0.71	(6) 31.13	(5) 1:04.01 32.88	(4) 1:37.70 33.69	<b>2:11.78</b>	2.56
6	8	GROMOVA Maria	RUS	0.76	(3) 30.86	(4) 1:03.94 33.08	(5) 1:38.19 34.25	<b>2:12.13</b>	2.91
7	7	STEWART Kendyl	USA	0.75	(7) 31.43	(7) 1:04.66 33.23	(6) 1:38.46 33.80	<b>2:12.19</b>	2.97
8	1	WILLIAMSON Ellen	USA	0.70	(5) 31.10	(6) 1:04.18 33.08	(7) 1:38.52 34.34	<b>2:13.28</b>	4.06

### LEGEND

R.T. Reaction time

Timing and Results provided by  **TISSOT**



# Result Book

27th Summer Universiade in Kazan 2013



## Swimming

Women's 200m Individual Medley





## Medallists

Медалисты

Medal	Name	Country
GOLD	ANDREEVA Viktoriya	RUS - Russian Federation
SILVER	HENRY Sarah	USA - United States Of America
BRONZE	MARGALIS Melanie	USA - United States Of America



# Result Book

27th Summer Universiade in Kazan 2013



## Swimming

Women's 200m Individual Medley Preliminaries







## Start List

Стартовый список

### EVENT NO. 16

	Record	Splits			Name	Country	Location	Date
<b>WR</b>	2:06.15	27.72	59.24	1:36.31	KUKORS Ariana	USA	Rome (ITA)	27 JUL 2009
<b>UR</b>	2:12.07	28.15	1:00.81	1:39.55	OHLGREN Ava	USA	Belgrade (SRB)	8 JUL 2009

#### Heat 1 of 4

Lane	Name	Country	Year of Birth	Qualifying Time	Time	Rank
2	WERAGAMA Chathuri	SRI	1991	3:07.00		
3	SUN Yan	CHN	1993	2:35.00		
4	TAN Chi Yan	MAC	1994	2:28.94		
5	KOH Ting Ting	SIN	1991	2:29.48		
6	GARZON Laura Vanessa	COL	1992	2:40.65		
7	CHENG Wan-Jung	TPE	1988			

#### Heat 2 of 4

Lane	Name	Country	Year of Birth	Qualifying Time	Time	Rank
1	CHAN Kin Lok	HKG	1994	2:19.91		
2	JANSEN Franziska	GER	1992	2:16.50		
3	DAL RIO Camilla	ITA	1992	2:15.30		
4	MARGALIS Melanie	USA	1991	2:13.26		
5	ZAVADOVA Barbora	CZE	1993	2:14.52		
6	MOTEGI Mio	JPN	1994	2:15.88		
7	GODFREY Kate	NZL	1994	2:17.87		
8	ALVA Pooja Raghava	IND	1990	2:28.61		

#### Heat 3 of 4

Lane	Name	Country	Year of Birth	Qualifying Time	Time	Rank
1	XU Lili	CHN	1991	2:19.04		
2	LISTOPADOVA Katarina	SVK	1993	2:16.42		
3	SHIMIZU Sakiko	JPN	1992	2:14.74		
4	HENRY Sarah	USA	1992	2:12.81		
5	DZERKAL Ganna	UKR	1987	2:14.25		
6	SCHULTZ Paige Elizabeth	CAN	1991	2:15.78		
7	CALDWELL Kathleen Claire	CAN	1994	2:17.39		
8	DEWI Ressa Kania	INA	1994	2:21.75		




Heat 4 of 4

Lane	Name	Country	Year of Birth	Qualifying Time	Time	Rank
1	MCGILL Emily	NZL	1994	2:18.49		
2	BRETTLE Holly	AUS	1993	2:16.16		
3	BELYAKINA Daria	RUS	1986	2:14.62		
4	ANDREEVA Viktoriia	RUS	1992	2:12.21		
5	SCOTT Aisling	AUS	1992	2:13.86		
6	TCHORZ Alicja	POL	1992	2:15.69		
7	MARTIN Adeline	FRA	1992	2:16.55		
8	HAPSARI Patricia Yosita	INA	1993	2:21.53		

LEGEND

UR Universiade record

WR World record

Timing and Results provided by  TISSOT





## Results Summary


Итоговые результаты

EVENT NO. 16

	Record	Splits	Name	Country	Location	Date
WR	2:06.15	27.72 59.24 1:36.31	KUKORS Ariana	USA	Rome (ITA)	27 JUL 2009
UR	2:12.07	28.15 1:00.81 1:39.55	OHLGREN Ava	USA	Belgrade (SRB)	8 JUL 2009

### Heats

Rank	Heat	Lane	Name	Year of Birth	Country Code	R.T.	50m	100m	150m	Time	Time Behind
1	2	4	MARGALIS Melanie	1991	USA	0.77	29.62	1:04.16 34.54	1:41.76 37.60	<b>2:13.62</b> 31.86	Q
2	3	3	SHIMIZU Sakiko	1992	JPN	0.68	29.29	1:04.14 34.85	1:43.13 38.99	<b>2:15.16</b> 32.03	1.54 Q
3	3	4	HENRY Sarah	1992	USA	0.73	29.40	1:04.24 34.84	1:43.96 39.72	<b>2:15.56</b> 31.60	1.94 Q
4	4	3	BELYAKINA Daria	1986	RUS	0.82	29.33	1:04.37 35.04	1:44.55 40.18	<b>2:15.85</b> 31.30	2.23 Q
5	4	4	ANDREEVA Viktoriia	1992	RUS	0.76	28.33	1:03.21 34.88	1:43.91 40.70	<b>2:15.99</b> 32.08	2.37 Q
6	4	5	SCOTT Aisling	1992	AUS	0.69	29.46	1:04.81 35.35	1:43.38 38.57	<b>2:16.07</b> 32.69	2.45 Q
7	4	6	TCHORZ Alicja	1992	POL	0.69	29.19	1:03.56 34.37	1:44.32 40.76	<b>2:16.23</b> 31.91	2.61 Q
8	1	7	CHENG Wan-Jung	1988	TPE	0.74	29.36	1:04.33 34.97	1:44.77 40.44	<b>2:16.45</b> 31.68	2.83 Q
9	3	2	LISTOPADOVA Katarina	1993	SVK	0.70	28.72	1:03.70 34.98	1:44.82 41.12	<b>2:17.04</b> 32.22	3.42 Q
10	2	3	DAL RIO Camilla	1992	ITA	0.78	29.23	1:04.48 35.25	1:44.56 40.08	<b>2:17.16</b> 32.60	3.54 Q
11	3	5	DZERKAL Ganna	1987	UKR	0.76	30.00	1:05.53 35.53	1:45.41 39.88	<b>2:17.27</b> 31.86	3.65 Q
12	2	5	ZAVADOVA Barbora	1993	CZE	0.75	29.23	1:04.00 34.77	1:45.08 41.08	<b>2:17.44</b> 32.36	3.82 Q
13	3	6	SCHULTZ Paige Elizabeth	1991	CAN	0.70	29.38	1:04.58 35.20	1:45.76 41.18	<b>2:17.52</b> 31.76	3.90 Q
14	2	2	JANSEN Franziska	1992	GER	0.71	29.56	1:04.63 35.07	1:45.47 40.84	<b>2:17.63</b> 32.16	4.01 Q
15	3	7	CALDWELL Kathleen Claire	1994	CAN	0.76	30.10	1:05.14 35.04	1:46.21 41.07	<b>2:19.84</b> 33.63	6.22 Q
16	4	1	MCGILL Emily	1994	NZL	0.77	31.15	1:06.33 35.18	1:47.15 40.82	<b>2:21.31</b> 34.16	7.69 Q
17	2	7	GODFREY Kate	1994	NZL	0.78	31.10	1:05.30 34.20	1:49.50 44.20	<b>2:22.12</b> 32.62	8.50
18	4	2	BRETTLE Holly	1993	AUS	0.83	30.90	1:06.17 35.27	1:49.70 43.53	<b>2:23.63</b> 33.93	10.01
19	4	7	MARTIN Adeline	1992	FRA	0.75	30.68	1:07.94 37.26	1:49.91 41.97	<b>2:24.81</b> 34.90	11.19
20	2	1	CHAN Kin Lok	1994	HKG	0.78	29.85	1:07.96 38.11	1:51.89 43.93	<b>2:25.00</b> 33.11	11.38
21	3	8	DEWI Ressa Kania	1994	INA	0.72	30.80	1:07.55 36.75	1:51.63 44.08	<b>2:26.97</b> 35.34	13.35
22	3	1	XU Lili	1991	CHN	0.83	30.69	1:07.35 36.66	1:52.91 45.56	<b>2:28.76</b> 35.85	15.14
23	1	3	SUN Yan	1993	CHN	0.75	31.65	1:09.15 37.50	1:55.06 45.91	<b>2:30.01</b> 34.95	16.39
24	1	4	TAN Chi Yan	1994	MAC	0.61	31.03	1:10.02 38.99	1:56.64 46.62	<b>2:30.83</b> 34.19	17.21
25	1	5	KOH Ting Ting	1991	SIN	0.77	31.43	1:11.02 39.59	1:56.73 45.71	<b>2:31.34</b> 34.61	17.72

Timing and Results provided by  TISSOT



Heats


Rank	Heat	Lane	Name	Year of Birth	Country Code	R.T.	50m	100m	150m	Time	Time Behind
26	1	6	<b>GARZON Laura Vanessa</b>	1992	COL	0.85	30.90	1:09.40	1:55.93	<b>2:31.69</b>	18.07
27	2	8	<b>ALVA Pooja Raghava</b>	1990	IND	0.95	31.98	1:13.96	2:02.49	<b>2:39.45</b>	25.83
	1	2	<b>WERAGAMA Chathuri</b>	1991	SRI			38.50	46.53	35.76	
	2	6	<b>MOTEGI Mio</b>	1994	JPN			41.98	48.53	36.96	
	4	8	<b>HAPSARI Patricia Yosita</b>	1993	INA					<b>DNS</b>	
										<b>DNS</b>	
										<b>DNS</b>	

LEGEND

**DNS** Did not start

**Q** Qualified for the next phase

**R.T.** Reaction time

Timing and Results provided by  **TISSOT**



## Results

Результаты

### EVENT NO. 16

	Record	Splits			Name	Country	Location	Date
<b>WR</b>	2:06.15	27.72	59.24	1:36.31	KUKORS Ariana	USA	Rome (ITA)	27 JUL 2009
<b>UR</b>	2:12.07	28.15	1:00.81	1:39.55	OHLGREN Ava	USA	Belgrade (SRB)	8 JUL 2009


#### Heat 1 of 4

Rank	Lane	Name	Country Code	R.T.	50m	100m	150m	Time	Time Behind
1	7	<b>CHENG Wan-Jung</b>	TPE	0.74	(1) 29.36	(1) 1:04.33 34.97	(1) 1:44.77 40.44	<b>2:16.45</b> 31.68	
2	3	<b>SUN Yan</b>	CHN	0.75	(5) 31.65	(2) 1:09.15 37.50	(2) 1:55.06 45.91	<b>2:30.01</b> 34.95	13.56
3	4	<b>TAN Chi Yan</b>	MAC	0.61	(3) 31.03	(4) 1:10.02 38.99	(4) 1:56.64 46.62	<b>2:30.83</b> 34.19	14.38
4	5	<b>KOH Ting Ting</b>	SIN	0.77	(4) 31.43	(5) 1:11.02 39.59	(5) 1:56.73 45.71	<b>2:31.34</b> 34.61	14.89
5	6	<b>GARZON Laura Vanessa</b>	COL	0.85	(2) 30.90	(3) 1:09.40 38.50	(3) 1:55.93 46.53	<b>2:31.69</b> 35.76	15.24
	2	<b>WERAGAMA Chathuri</b>	SRI					<b>DNS</b>	

#### LEGEND

**DNS** Did not start

**R.T.** Reaction time

Timing and Results provided by  **TISSOT**



## Results

Результаты

### EVENT NO. 16

	Record	Splits			Name	Country	Location	Date
<b>WR</b>	2:06.15	27.72	59.24	1:36.31	KUKORS Ariana	USA	Rome (ITA)	27 JUL 2009
<b>UR</b>	2:12.07	28.15	1:00.81	1:39.55	OHLGREN Ava	USA	Belgrade (SRB)	8 JUL 2009


#### Heat 2 of 4

Rank	Lane	Name	Country Code	R.T.	50m	100m	150m	Time	Time Behind
1	4	MARGALIS Melanie	USA	0.77	(4) 29.62	(2) 1:04.16 34.54	(1) 1:41.76 37.60	<b>2:13.62</b>	
2	3	DAL RIO Camilla	ITA	0.78	(1) 29.23	(3) 1:04.48 35.25	(2) 1:44.56 40.08	<b>2:17.16</b>	3.54
3	5	ZAVADOVA Barbora	CZE	0.75	(1) 29.23	(1) 1:04.00 34.77	(3) 1:45.08 41.08	<b>2:17.44</b>	3.82
4	2	JANSEN Franziska	GER	0.71	(3) 29.56	(4) 1:04.63 35.07	(4) 1:45.47 40.84	<b>2:17.63</b>	4.01
5	7	GODFREY Kate	NZL	0.78	(6) 31.10	(5) 1:05.30 34.20	(5) 1:49.50 44.20	<b>2:22.12</b>	8.50
6	1	CHAN Kin Lok	HKG	0.78	(5) 29.85	(6) 1:07.96 38.11	(6) 1:51.89 43.93	<b>2:25.00</b>	11.38
7	8	ALVA Pooja Raghava	IND	0.95	(7) 31.98	(7) 1:13.96 41.98	(7) 2:02.49 48.53	<b>2:39.45</b>	25.83
	6	MOTEGI Mio	JPN					<b>DNS</b>	

#### LEGEND

DNS Did not start

R.T. Reaction time

Timing and Results provided by  **TISSOT**



## Results

Результаты

### EVENT NO. 16


	Record	Splits			Name	Country	Location	Date
<b>WR</b>	2:06.15	27.72	59.24	1:36.31	KUKORS Ariana	USA	Rome (ITA)	27 JUL 2009
<b>UR</b>	2:12.07	28.15	1:00.81	1:39.55	OHLGREN Ava	USA	Belgrade (SRB)	8 JUL 2009

#### Heat 3 of 4

Rank	Lane	Name	Country Code	R.T.	50m	100m	150m	Time	Time Behind
1	3	SHIMIZU Sakiko	JPN	0.68	(2) 29.29	(2) 1:04.14 34.85	(1) 1:43.13 38.99	<b>2:15.16</b> 32.03	
2	4	HENRY Sarah	USA	0.73	(4) 29.40	(3) 1:04.24 34.84	(2) 1:43.96 39.72	<b>2:15.56</b> 31.60	0.40
3	2	LISTOPADOVA Katarina	SVK	0.70	(1) 28.72	(1) 1:03.70 34.98	(3) 1:44.82 41.12	<b>2:17.04</b> 32.22	1.88
4	5	DZERKAL Ganna	UKR	0.76	(5) 30.00	(6) 1:05.53 35.53	(4) 1:45.41 39.88	<b>2:17.27</b> 31.86	2.11
5	6	SCHULTZ Paige Elizabeth	CAN	0.70	(3) 29.38	(4) 1:04.58 35.20	(5) 1:45.76 41.18	<b>2:17.52</b> 31.76	2.36
6	7	CALDWELL Kathleen Claire	CAN	0.76	(6) 30.10	(5) 1:05.14 35.04	(6) 1:46.21 41.07	<b>2:19.84</b> 33.63	4.68
7	8	DEWI Ressa Kania	INA	0.72	(8) 30.80	(8) 1:07.55 36.75	(7) 1:51.63 44.08	<b>2:26.97</b> 35.34	11.81
8	1	XU Lili	CHN	0.83	(7) 30.69	(7) 1:07.35 36.66	(8) 1:52.91 45.56	<b>2:28.76</b> 35.85	13.60

#### LEGEND

R.T. Reaction time

Timing and Results provided by  TISSOT



## Results

Результаты

### EVENT NO. 16

	Record	Splits			Name	Country	Location	Date
<b>WR</b>	2:06.15	27.72	59.24	1:36.31	KUKORS Ariana	USA	Rome (ITA)	27 JUL 2009
<b>UR</b>	2:12.07	28.15	1:00.81	1:39.55	OHLGREN Ava	USA	Belgrade (SRB)	8 JUL 2009


#### Heat 4 of 4

Rank	Lane	Name	Country Code	R.T.	50m	100m	150m	Time	Time Behind
1	3	BELYAKINA Daria	RUS	0.82	(3) 29.33	(3) 1:04.37 35.04	(4) 1:44.55 40.18	<b>2:15.85</b> 31.30	
2	4	ANDREEVA Viktoriya	RUS	0.76	(1) 28.33	(1) 1:03.21 34.88	(2) 1:43.91 40.70	<b>2:15.99</b> 32.08	0.14
3	5	SCOTT Aisling	AUS	0.69	(4) 29.46	(4) 1:04.81 35.35	(1) 1:43.38 38.57	<b>2:16.07</b> 32.69	0.22
4	6	TCHORZ Alicja	POL	0.69	(2) 29.19	(2) 1:03.56 34.37	(3) 1:44.32 40.76	<b>2:16.23</b> 31.91	0.38
5	1	MCGILL Emily	NZL	0.77	(7) 31.15	(6) 1:06.33 35.18	(5) 1:47.15 40.82	<b>2:21.31</b> 34.16	5.46
6	2	BRETTLE Holly	AUS	0.83	(6) 30.90	(5) 1:06.17 35.27	(6) 1:49.70 43.53	<b>2:23.63</b> 33.93	7.78
7	7	MARTIN Adeline	FRA	0.75	(5) 30.68	(7) 1:07.94 37.26	(7) 1:49.91 41.97	<b>2:24.81</b> 34.90	8.96
	8	HAPSARI Patricia Yosita	INA					<b>DNS</b>	

#### LEGEND

DNS Did not start

R.T. Reaction time

Timing and Results provided by  **TISSOT**





# Result Book

27th Summer Universiade in Kazan 2013



## Swimming

Women's 200m Individual Medley Semifinals





## Start List

Стартовый список

### EVENT NO. 16

	Record	Splits			Name	Country	Location	Date
<b>WR</b>	2:06.15	27.72	59.24	1:36.31	KUKORS Ariana	USA	Rome (ITA)	27 JUL 2009
<b>UR</b>	2:12.07	28.15	1:00.81	1:39.55	OHLGREN Ava	USA	Belgrade (SRB)	8 JUL 2009

#### Semifinal 1 of 2

Lane	Name	Country	Year of Birth	Qualifying Time	Time	Rank
1	JANSEN Franziska	GER	1992	2:17.63		
2	DAL RIO Camilla	ITA	1992	2:17.16		
3	SCOTT Aisling	AUS	1992	2:16.07		
4	SHIMIZU Sakiko	JPN	1992	2:15.16		
5	BELYAKINA Daria	RUS	1986	2:15.85		
6	CHENG Wan-Jung	TPE	1988	2:16.45		
7	ZAVADOVA Barbora	CZE	1993	2:17.44		
8	MCGILL Emily	NZL	1994	2:21.31		

#### Semifinal 2 of 2

Lane	Name	Country	Year of Birth	Qualifying Time	Time	Rank
1	SCHULTZ Paige Elizabeth	CAN	1991	2:17.52		
2	LISTOPADOVA Katarina	SVK	1993	2:17.04		
3	ANDREEVA Viktoriya	RUS	1992	2:15.99		
4	MARGALIS Melanie	USA	1991	2:13.62		
5	HENRY Sarah	USA	1992	2:15.56		
6	TCHORZ Alicja	POL	1992	2:16.23		
7	DZERKAL Ganna	UKR	1987	2:17.27		
8	CALDWELL Kathleen Claire	CAN	1994	2:19.84		


#### Reserves

Lane	Name	Country	Year of Birth	Qualifying Time	Time	Rank
	GODFREY Kate	NZL	1994	2:22.12		
	BRETTLE Holly	AUS	1993	2:23.63		

#### LEGEND

UR Universiade record

WR World record

Timing and Results provided by  TISSOT



## Results Summary

Итоговые результаты

EVENT NO. 16


	Record	Splits			Name	Country	Location	Date
WR	2:06.15	27.72	59.24	1:36.31	KUKORS Ariana	USA	Rome (ITA)	27 JUL 2009
UR	2:12.07	28.15	1:00.81	1:39.55	OHLGREN Ava	USA	Belgrade (SRB)	8 JUL 2009

### Semifinals

Rank	Heat	Lane	Name	Year of Birth	Country Code	R.T.	50m	100m	150m	Time	Time Behind
1	2	3	ANDREEVA Viktoriya	1992	RUS	0.75	28.39	1:02.11 33.72	1:41.33 39.22	<b>2:12.88</b> 31.55	Q
2	2	4	MARGALIS Melanie	1991	USA	0.79	29.26	1:03.09 33.83	1:40.98 37.89	<b>2:13.32</b> 32.34	0.44 Q
3	2	5	HENRY Sarah	1992	USA	0.73	29.13	1:03.53 34.40	1:42.50 38.97	<b>2:14.01</b> 31.51	1.13 Q
4	1	4	SHIMIZU Sakiko	1992	JPN	0.70	29.19	1:03.93 34.74	1:42.60 38.67	<b>2:14.18</b> 31.58	1.30 Q
5	1	5	BELYAKINA Daria	1986	RUS	0.78	29.24	1:03.88 34.64	1:43.69 39.81	<b>2:14.72</b> 31.03	1.84 Q
6	2	6	TCHORZ Alicja	1992	POL	0.68	29.26	1:03.60 34.34	1:43.54 39.94	<b>2:15.37</b> 31.83	2.49 Q
7	2	1	SCHULTZ Paige Elizabeth	1991	CAN	0.68	28.78	1:03.63 34.85	1:43.93 40.30	<b>2:15.54</b> 31.61	2.66 Q
8	1	3	SCOTT Aisling	1992	AUS	0.72	29.40	1:04.15 34.75	1:42.46 38.31	<b>2:15.57</b> 33.11	2.69 Q
9	2	2	LISTOPADOVA Katarina	1993	SVK	0.68	28.39	1:02.93 34.54	1:43.91 40.98	<b>2:15.61</b> 31.70	2.73
10	1	7	ZAVADOVA Barbora	1993	CZE	0.75	29.13	1:03.47 34.34	1:43.65 40.18	<b>2:15.64</b> 31.99	2.76
11	1	2	DAL RIO Camilla	1992	ITA	0.75	29.22	1:04.18 34.96	1:43.68 39.50	<b>2:16.21</b> 32.53	3.33
12	1	1	JANSEN Franziska	1992	GER	0.70	29.62	1:05.06 35.44	1:44.82 39.76	<b>2:16.23</b> 31.41	3.35
13	1	6	CHENG Wan-Jung	1988	TPE	0.73	29.09	1:03.79 34.70	1:43.88 40.09	<b>2:16.74</b> 32.86	3.86
14	2	7	DZERKAL Ganna	1987	UKR	0.75	29.39	1:05.74 36.35	1:45.95 40.21	<b>2:18.24</b> 32.29	5.36
15	2	8	CALDWELL Kathleen Claire	1994	CAN	0.80	29.94	1:04.64 34.70	1:47.01 42.37	<b>2:21.09</b> 34.08	8.21
16	1	8	MCGILL Emily	1994	NZL	0.83	30.93	1:05.94 35.01	1:48.01 42.07	<b>2:23.07</b> 35.06	10.19

#### LEGEND

Q Qualified for the next phase R.T. Reaction time

Timing and Results provided by  TISSOT



## Results

Результаты

### EVENT NO. 16


	Record	Splits			Name	Country	Location	Date
<b>WR</b>	2:06.15	27.72	59.24	1:36.31	KUKORS Ariana	USA	Rome (ITA)	27 JUL 2009
<b>UR</b>	2:12.07	28.15	1:00.81	1:39.55	OHLGREN Ava	USA	Belgrade (SRB)	8 JUL 2009

#### Semifinal 1 of 2

Rank	Lane	Name	Country Code	R.T.	50m	100m	150m	Time	Time Behind
1	4	SHIMIZU Sakiko	JPN	0.70	(3) 29.19	(4) 1:03.93 34.74	(2) 1:42.60 38.67	<b>2:14.18</b> 31.58	
2	5	BELYAKINA Daria	RUS	0.78	(5) 29.24	(3) 1:03.88 34.64	(5) 1:43.69 39.81	<b>2:14.72</b> 31.03	0.54
3	3	SCOTT Aisling	AUS	0.72	(6) 29.40	(5) 1:04.15 34.75	(1) 1:42.46 38.31	<b>2:15.57</b> 33.11	1.39
4	7	ZAVADOVA Barbora	CZE	0.75	(2) 29.13	(1) 1:03.47 34.34	(3) 1:43.65 40.18	<b>2:15.64</b> 31.99	1.46
5	2	DAL RIO Camilla	ITA	0.75	(4) 29.22	(6) 1:04.18 34.96	(4) 1:43.68 39.50	<b>2:16.21</b> 32.53	2.03
6	1	JANSEN Franziska	GER	0.70	(7) 29.62	(7) 1:05.06 35.44	(7) 1:44.82 39.76	<b>2:16.23</b> 31.41	2.05
7	6	CHENG Wan-Jung	TPE	0.73	(1) 29.09	(2) 1:03.79 34.70	(6) 1:43.88 40.09	<b>2:16.74</b> 32.86	2.56
8	8	MCGILL Emily	NZL	0.83	(8) 30.93	(8) 1:05.94 35.01	(8) 1:48.01 42.07	<b>2:23.07</b> 35.06	8.89

#### LEGEND

R.T. Reaction time

Timing and Results provided by  **TISSOT**



## Results

Результаты

### EVENT NO. 16


	Record	Splits			Name	Country	Location	Date
<b>WR</b>	2:06.15	27.72	59.24	1:36.31	KUKORS Ariana	USA	Rome (ITA)	27 JUL 2009
<b>UR</b>	2:12.07	28.15	1:00.81	1:39.55	OHLGREN Ava	USA	Belgrade (SRB)	8 JUL 2009

#### Semifinal 2 of 2

Rank	Lane	Name	Country Code	R.T.	50m	100m	150m	Time	Time Behind
1	3	ANDREEVA Viktoriya	RUS	0.75	(1) 28.39	(1) 1:02.11 33.72	(2) 1:41.33 39.22	<b>2:12.88</b> 31.55	
2	4	MARGALIS Melanie	USA	0.79	(5) 29.26	(3) 1:03.09 33.83	(1) 1:40.98 37.89	<b>2:13.32</b> 32.34	0.44
3	5	HENRY Sarah	USA	0.73	(4) 29.13	(4) 1:03.53 34.40	(3) 1:42.50 38.97	<b>2:14.01</b> 31.51	1.13
4	6	TCHORZ Alicja	POL	0.68	(5) 29.26	(5) 1:03.60 34.34	(4) 1:43.54 39.94	<b>2:15.37</b> 31.83	2.49
5	1	SCHULTZ Paige Elizabeth	CAN	0.68	(3) 28.78	(6) 1:03.63 34.85	(6) 1:43.93 40.30	<b>2:15.54</b> 31.61	2.66
6	2	LISTOPADOVA Katarina	SVK	0.68	(1) 28.39	(2) 1:02.93 34.54	(5) 1:43.91 40.98	<b>2:15.61</b> 31.70	2.73
7	7	DZERKAL Ganna	UKR	0.75	(7) 29.39	(8) 1:05.74 36.35	(7) 1:45.95 40.21	<b>2:18.24</b> 32.29	5.36
8	8	CALDWELL Kathleen Claire	CAN	0.80	(8) 29.94	(7) 1:04.64 34.70	(8) 1:47.01 42.37	<b>2:21.09</b> 34.08	8.21

#### LEGEND

R.T. Reaction time

Timing and Results provided by  **TISSOT**





# Result Book

27th Summer Universiade in Kazan 2013



## Swimming

Women's 200m Individual Medley Final







## Start List

Стартовый список

EVENT NO. 16

	Record	Splits			Name	Country	Location	Date
<b>WR</b>	2:06.15	27.72	59.24	1:36.31	KUKORS Ariana	USA	Rome (ITA)	27 JUL 2009
<b>UR</b>	2:12.07	28.15	1:00.81	1:39.55	OHLGREN Ava	USA	Belgrade (SRB)	8 JUL 2009

### Final

Lane	Name	Country	Year of Birth	Qualifying Time	Time	Rank
1	SCHULTZ Paige Elizabeth	CAN	1991	2:15.54		
2	BELYAKINA Daria	RUS	1986	2:14.72		
3	HENRY Sarah	USA	1992	2:14.01		
4	ANDREEVA Viktoriia	RUS	1992	2:12.88		
5	MARGALIS Melanie	USA	1991	2:13.32		
6	SHIMIZU Sakiko	JPN	1992	2:14.18		
7	TCHORZ Alicja	POL	1992	2:15.37		
8	SCOTT Aisling	AUS	1992	2:15.57		


### Reserves

Lane	Name	Country	Year of Birth	Qualifying Time	Time	Rank
	LISTOPADOVA Katarina	SVK	1993	2:15.61		
	ZAVADOVA Barbora	CZE	1993	2:15.64		

### LEGEND

**UR** Universiade record

**WR** World record

Timing and Results provided by  **TISSOT**



## Results

Результаты

### EVENT NO. 16


	Record	Splits			Name	Country	Location	Date
<b>WR</b>	2:06.15	27.72	59.24	1:36.31	KUKORS Ariana	USA	Rome (ITA)	27 JUL 2009
<b>UR</b>	2:12.07	28.15	1:00.81	1:39.55	OHLGREN Ava	USA	Belgrade (SRB)	8 JUL 2009

#### Final

Rank	Lane	Name	Country Code	R.T.	50m	100m	150m	Time	Time Behind
1	4	ANDREEVA Viktoriya	RUS	0.74	(1) 28.57	(1) 1:02.27 33.70	(2) 1:41.36 39.09	<b>2:12.32</b> 30.96	
2	3	HENRY Sarah	USA	0.73	(4) 29.12	(4) 1:03.31 34.19	(3) 1:41.58 38.27	<b>2:12.69</b> 31.11	0.37
3	5	MARGALIS Melanie	USA	0.77	(7) 29.26	(2) 1:02.82 33.56	(1) 1:40.60 37.78	<b>2:12.96</b> 32.36	0.64
4	6	SHIMIZU Sakiko	JPN	0.68	(6) 29.18	(7) 1:03.86 34.68	(4) 1:41.81 37.95	<b>2:13.02</b> 31.21	0.70
5	2	BELYAKINA Daria	RUS	0.80	(5) 29.14	(5) 1:03.42 34.28	(5) 1:42.59 39.17	<b>2:13.41</b> 30.82	1.09
6	7	TCHORZ Alicja	POL	0.69	(3) 28.94	(3) 1:03.09 34.15	(7) 1:43.88 40.79	<b>2:16.07</b> 32.19	3.75
7	1	SCHULTZ Paige Elizabeth	CAN	0.67	(2) 28.76	(6) 1:03.68 34.92	(8) 1:44.67 40.99	<b>2:17.44</b> 32.77	5.12
8	8	SCOTT Aisling	AUS	0.70	(8) 29.47	(8) 1:04.42 34.95	(6) 1:43.71 39.29	<b>2:18.00</b> 34.29	5.68

#### LEGEND

R.T. Reaction time

Timing and Results provided by  TISSOT



# Result Book

27th Summer Universiade in Kazan 2013



## Swimming

Women's 400m Individual Medley





## Entry List by Event

Список заявок по дисциплинам

As of WED 10 JUL 2013

EVENT NO. 4


	Record	Splits		Name	Country	Location	Date
<b>WR</b>	4:28.43	1:02.19	2:11.73	3:29.75	YE Shiwen	CHN	London (GBR) 28 JUL 2012
<b>CR</b>	4:37.50	1:01.98	2:11.94	3:34.28	KLOCHKOVA Yana	UKR	Bangkok (THA) 12 AUG 2007

Number of entries: 19

Name	Country Code	Year of Birth	Location of Qualification	Date of Qualification	Qualifying Time
1 ZAVADOVA Barbora	CZE	1993			4:38.07
2 SHIMIZU Sakiko	JPN	1992			4:40.35
3 HAWTHORNE Meghan	USA	1992			4:40.43
4 HENRY Sarah	USA	1992			4:40.90
5 MARTYNOVA Yana	RUS	1988			4:41.23
6 DASCA ROMEU Claudia	ESP	1994			4:41.36
7 BRETTLE Holly	AUS	1993			4:44.22
8 MALYUTINA Victoria	RUS	1990			4:45.23
9 OLDERSHAW Marni Michelle	CAN	1994			4:47.29
10 KOBAYASHI Nao	JPN	1993			4:50.34
11 MCGILL Emily	NZL	1994			4:53.76
12 GODFREY Kate	NZL	1994			4:54.97
13 RISSLING Tianna Chantelle	CAN	1993			4:55.77
14 DEWI Ressa Kania	INA	1994			4:58.02
15 GARZON Laura Vanessa	COL	1992			4:59.81
16 ASIS Mijal	ARG	1993			5:05.33
17 ALVA Pooja Raghava	IND	1990			5:19.31
18 SUN Yan	CHN	1993			5:20.00
19 CHENG Wan-Jung	TPE	1988			

### LEGEND

**CR** Championship record      **WR** World record

Timing and Results provided by  TISSOT



## Medallists

Медалисты

Medal	Name	Country
GOLD	MARTYNOVA Yana	RUS - Russian Federation
SILVER	HAWTHORNE Meghan	USA - United States Of America
BRONZE	SHIMIZU Sakiko	JPN - Japan





# Result Book

27th Summer Universiade in Kazan 2013



## Swimming

Women's 400m Individual Medley Preliminaries







## Start List

Стартовый список

### EVENT NO. 4

	Record	Splits		Name	Country	Location	Date
<b>WR</b>	4:28.43	1:02.19	2:11.73	3:29.75	YE Shiwen	CHN	London (GBR)
<b>CR</b>	4:37.50	1:01.98	2:11.94	3:34.28	KLOCHKOVA Yana	UKR	Bangkok (THA)

#### Heat 1 of 3

Lane	Name	Country	Year of Birth	Qualifying Time	Time	Rank
2	GARZON Laura Vanessa	COL	1992	4:59.81		
3	OLDERSHAW Marni Michelle	CAN	1994	4:47.29		
4	HAWTHORNE Meghan	USA	1992	4:40.43		
5	DASCA ROMEU Claudia	ESP	1994	4:41.36		
6	GODFREY Kate	NZL	1994	4:54.97		
7	SUN Yan	CHN	1993	5:20.00		

#### Heat 2 of 3


Lane	Name	Country	Year of Birth	Qualifying Time	Time	Rank
2	DEWI Ressa Kania	INA	1994	4:58.02		
3	MALYUTINA Victoria	RUS	1990	4:45.23		
4	SHIMIZU Sakiko	JPN	1992	4:40.35		
5	MARTYNOVA Yana	RUS	1988	4:41.23		
6	MCGILL Emily	NZL	1994	4:53.76		
7	ALVA Pooja Raghava	IND	1990	5:19.31		

#### Heat 3 of 3

Lane	Name	Country	Year of Birth	Qualifying Time	Time	Rank
1	CHENG Wan-Jung	TPE	1988			
2	RISSLING Tianna Chantelle	CAN	1993	4:55.77		
3	BRETTLE Holly	AUS	1993	4:44.22		
4	ZAVADOVA Barbora	CZE	1993	4:38.07		
5	HENRY Sarah	USA	1992	4:40.90		
6	KOBAYASHI Nao	JPN	1993	4:50.34		
7	ASIS Mijal	ARG	1993	5:05.33		

#### LEGEND

**CR** Championship record      **WR** World record

Timing and Results provided by  **TISSOT**



## Results Summary


Итоговые результаты

EVENT NO. 4

	Record	Splits	Name	Country	Location	Date
WR	4:28.43	1:02.19 2:11.73	3:29.75 YE Shiwen	CHN	London (GBR)	28 JUL 2012
UR	4:37.50	1:01.98 2:11.94	3:34.28 KLOCHKOVA Yana	UKR	Bangkok (THA)	12 AUG 2007

### Heats

Rank	Heat	Lane	Name	Year of Birth	Country Code	R.T.	Time	Time Behind
<b>1</b>	<b>1</b>	<b>4</b>	<b>HAWTHORNE Meghan</b>	<b>1992</b>	<b>USA</b>	<b>0.77</b>	<b>4:42.44</b>	<b>Q</b>
	50m 30.71	100m 1:05.16 34.45	150m 1:42.26 37.10	200m 2:18.93 36.67	250m 2:58.48 39.55	300m 3:38.22 39.74	350m 4:10.54 32.32	31.90
<b>2</b>	<b>3</b>	<b>5</b>	<b>HENRY Sarah</b>	<b>1992</b>	<b>USA</b>	<b>0.75</b>	<b>4:43.67</b>	<b>1.23 Q</b>
	50m 30.72	100m 1:04.96 34.24	150m 1:41.84 36.88	200m 2:17.76 35.92	250m 2:58.24 40.48	300m 3:38.70 40.46	350m 4:11.79 33.09	31.88
<b>3</b>	<b>2</b>	<b>4</b>	<b>SHIMIZU Sakiko</b>	<b>1992</b>	<b>JPN</b>	<b>0.72</b>	<b>4:43.94</b>	<b>1.50 Q</b>
	50m 29.69	100m 1:03.41 33.72	150m 1:40.80 37.39	200m 2:17.49 36.69	250m 2:57.33 39.84	300m 3:37.36 40.03	350m 4:11.22 33.86	32.72
<b>4</b>	<b>2</b>	<b>5</b>	<b>MARTYNOVA Yana</b>	<b>1988</b>	<b>RUS</b>	<b>0.81</b>	<b>4:44.57</b>	<b>2.13 Q</b>
	50m 29.95	100m 1:03.75 33.80	150m 1:41.04 37.29	200m 2:17.21 36.17	250m 2:57.91 40.70	300m 3:38.94 41.03	350m 4:12.61 33.67	31.96
<b>5</b>	<b>2</b>	<b>3</b>	<b>MALYUTINA Victoria</b>	<b>1990</b>	<b>RUS</b>	<b>0.69</b>	<b>4:46.34</b>	<b>3.90 Q</b>
	50m 30.16	100m 1:04.23 34.07	150m 1:40.31 36.08	200m 2:15.18 34.87	250m 2:57.35 42.17	300m 3:39.52 42.17	350m 4:14.12 34.60	32.22
<b>6</b>	<b>3</b>	<b>4</b>	<b>ZAVADOVA Barbora</b>	<b>1993</b>	<b>CZE</b>	<b>0.78</b>	<b>4:46.97</b>	<b>4.53 Q</b>
	50m 30.54	100m 1:04.87 34.33	150m 1:41.62 36.75	200m 2:18.35 36.73	250m 2:59.82 41.47	300m 3:42.03 42.21	350m 4:15.48 33.45	31.49
<b>7</b>	<b>3</b>	<b>2</b>	<b>RISLING Tianna Chantelle</b>	<b>1993</b>	<b>CAN</b>	<b>0.66</b>	<b>4:47.36</b>	<b>4.92 Q</b>
	50m 29.76	100m 1:04.05 34.29	150m 1:42.65 38.60	200m 2:20.56 37.91	250m 2:59.12 38.56	300m 3:38.59 39.47	350m 4:13.66 35.07	33.70
<b>8</b>	<b>1</b>	<b>3</b>	<b>OLDERSHAW Marni Michelle</b>	<b>1994</b>	<b>CAN</b>	<b>0.76</b>	<b>4:48.34</b>	<b>5.90 Q</b>
	50m 29.78	100m 1:04.29 34.51	150m 1:39.82 35.53	200m 2:14.64 34.82	250m 2:56.76 42.12	300m 3:39.94 43.18	350m 4:14.55 34.61	33.79
<b>9</b>	<b>3</b>	<b>1</b>	<b>CHENG Wan-Jung</b>	<b>1988</b>	<b>TPE</b>	<b>0.75</b>	<b>4:48.47</b>	<b>6.03</b>
	50m 29.81	100m 1:04.19 34.38	150m 1:41.94 37.75	200m 2:18.53 36.59	250m 2:59.39 40.86	300m 3:40.04 40.65	350m 4:14.60 34.56	33.87
<b>10</b>	<b>1</b>	<b>5</b>	<b>DASCA ROMEU Claudia</b>	<b>1994</b>	<b>ESP</b>	<b>0.74</b>	<b>4:50.47</b>	<b>8.03</b>
	50m 29.98	100m 1:03.64 33.66	150m 1:41.86 38.22	200m 2:18.96 37.10	250m 3:01.32 42.36	300m 3:44.32 43.00	350m 4:18.12 33.80	32.35
<b>11</b>	<b>3</b>	<b>3</b>	<b>BRETTLE Holly</b>	<b>1993</b>	<b>AUS</b>	<b>0.83</b>	<b>4:53.26</b>	<b>10.82</b>
	50m 31.18	100m 1:06.51 35.33	150m 1:43.85 37.34	200m 2:20.85 37.00	250m 3:03.16 42.31	300m 3:46.40 43.24	350m 4:20.60 34.20	32.66
<b>12</b>	<b>3</b>	<b>6</b>	<b>KOBAYASHI Nao</b>	<b>1993</b>	<b>JPN</b>	<b>0.70</b>	<b>4:53.77</b>	<b>11.33</b>
	50m 29.32	100m 1:03.35 34.03	150m 1:42.58 39.23	200m 2:21.52 38.94	250m 3:03.39 41.87	300m 3:46.23 42.84	350m 4:20.64 34.41	33.13
<b>13</b>	<b>1</b>	<b>6</b>	<b>GODFREY Kate</b>	<b>1994</b>	<b>NZL</b>	<b>0.81</b>	<b>4:58.58</b>	<b>16.14</b>
	50m 31.57	100m 1:07.77 36.20	150m 1:45.14 37.37	200m 2:22.34 37.20	250m 3:06.89 44.55	300m 3:51.54 44.65	350m 4:25.66 34.12	32.92
<b>14</b>	<b>3</b>	<b>7</b>	<b>ASIS Mijal</b>	<b>1993</b>	<b>ARG</b>	<b>0.72</b>	<b>5:02.91</b>	<b>20.47</b>
	50m 31.58	100m 1:06.25 34.67	150m 1:48.10 41.85	200m 2:28.52 40.42	250m 3:10.53 42.01	300m 3:52.11 41.58	350m 4:28.03 35.92	34.88
<b>15</b>	<b>2</b>	<b>6</b>	<b>MCGILL Emily</b>	<b>1994</b>	<b>NZL</b>	<b>0.76</b>	<b>5:03.93</b>	<b>21.49</b>
	50m 31.05	100m 1:06.32 35.27	150m 1:43.34 37.02	200m 2:20.05 36.71	250m 3:05.31 45.26	300m 3:51.10 45.79	350m 4:28.72 37.62	35.21
<b>16</b>	<b>2</b>	<b>2</b>	<b>DEWI Ressa Kania</b>	<b>1994</b>	<b>INA</b>	<b>0.72</b>	<b>5:14.58</b>	<b>32.14</b>
	50m 32.34	100m 1:10.00 37.66	150m 1:49.96 39.96	200m 2:30.14 40.18	250m 3:15.69 45.55	300m 4:02.21 46.52	350m 4:38.97 36.76	35.61
<b>17</b>	<b>1</b>	<b>7</b>	<b>SUN Yan</b>	<b>1993</b>	<b>CHN</b>	<b>0.77</b>	<b>5:21.11</b>	<b>38.67</b>
	50m 32.48	100m 1:10.27 37.79	150m 1:51.99 41.72	200m 2:31.93 39.94	250m 3:19.84 47.91	300m 4:07.77 47.93	350m 4:44.97 37.20	36.14
<b>18</b>	<b>1</b>	<b>2</b>	<b>GARZON Laura Vanessa</b>	<b>1992</b>	<b>COL</b>	<b>0.86</b>	<b>5:23.17</b>	<b>40.73</b>
	50m 31.28	100m 1:08.26 36.98	150m 1:49.80 41.54	200m 2:30.64 40.84	250m 3:18.51 47.87	300m 4:07.95 49.44	350m 4:45.91 37.96	37.26

Timing and Results provided by  TISSOT



**Heats**

Rank	Heat	Lane	Name	Year of Birth	Country Code	R.T.	Time	Time Behind
<b>19</b>	<b>2</b>	<b>7</b>	<b>ALVA Pooja Raghava</b>	1990	IND	0.96	<b>5:36.80</b>	54.36
	50m 32.78	100m 1:10.96 38.18	150m 1:55.24 44.28	200m 2:38.54 43.30	250m 3:28.64 50.10	300m 4:19.72 51.08	350m 4:58.82 39.10	37.98

**LEGEND**

**Q** Qualified for the next phase      **R.T.** Reaction time



## Results

Результаты

### EVENT NO. 4


	Record	Splits		Name	Country	Location	Date	
WR	4:28.43	1:02.19	2:11.73	3:29.75	YE Shiwen	CHN	London (GBR)	28 JUL 2012
UR	4:37.50	1:01.98	2:11.94	3:34.28	KLOCHKOVA Yana	UKR	Bangkok (THA)	12 AUG 2007

#### Heat 1 of 3

Rank	Lane	Name	Country Code	R.T.	Time	Time Behind		
<b>1</b>	<b>4</b>	<b>HAWTHORNE Meghan</b>	<b>USA</b>	<b>0.77</b>	<b>4:42.44</b>			
50m (3)	30.71	100m (3) 1:05.16 34.45	150m (3) 1:42.26 37.10	200m (2) 2:18.93 36.67	250m (2) 2:58.48 39.55	300m (1) 3:38.22 39.74	350m (1) 4:10.54 32.32	31.90
<b>2</b>	<b>3</b>	<b>OLDERSHAW Marni Michelle</b>	<b>CAN</b>	<b>0.76</b>	<b>4:48.34</b>	5.90		
50m (1)	29.78	100m (2) 1:04.29 34.51	150m (1) 1:39.82 35.53	200m (1) 2:14.64 34.82	250m (1) 2:56.76 42.12	300m (2) 3:39.94 43.18	350m (2) 4:14.55 34.61	33.79
<b>3</b>	<b>5</b>	<b>DASCA ROMEU Claudia</b>	<b>ESP</b>	<b>0.74</b>	<b>4:50.47</b>	8.03		
50m (2)	29.98	100m (1) 1:03.64 33.66	150m (2) 1:41.86 38.22	200m (3) 2:18.96 37.10	250m (3) 3:01.32 42.36	300m (3) 3:44.32 43.00	350m (3) 4:18.12 33.80	32.35
<b>4</b>	<b>6</b>	<b>GODFREY Kate</b>	<b>NZL</b>	<b>0.81</b>	<b>4:58.58</b>	16.14		
50m (5)	31.57	100m (4) 1:07.77 36.20	150m (4) 1:45.14 37.37	200m (4) 2:22.34 37.20	250m (4) 3:06.89 44.55	300m (4) 3:51.54 44.65	350m (4) 4:25.66 34.12	32.92
<b>5</b>	<b>7</b>	<b>SUN Yan</b>	<b>CHN</b>	<b>0.77</b>	<b>5:21.11</b>	38.67		
50m (6)	32.48	100m (6) 1:10.27 37.79	150m (6) 1:51.99 41.72	200m (6) 2:31.93 39.94	250m (6) 3:19.84 47.91	300m (5) 4:07.77 47.93	350m (5) 4:44.97 37.20	36.14
<b>6</b>	<b>2</b>	<b>GARZON Laura Vanessa</b>	<b>COL</b>	<b>0.86</b>	<b>5:23.17</b>	40.73		
50m (4)	31.28	100m (5) 1:08.26 36.98	150m (5) 1:49.80 41.54	200m (5) 2:30.64 40.84	250m (5) 3:18.51 47.87	300m (6) 4:07.95 49.44	350m (6) 4:45.91 37.96	37.26

#### LEGEND

R.T. Reaction time

Timing and Results provided by  **TISSOT**



## Results

Результаты

### EVENT NO. 4


	Record	Splits			Name	Country	Location	Date
<b>WR</b>	<b>4:28.43</b>	1:02.19	2:11.73	3:29.75	YE Shiwen	CHN	London (GBR)	28 JUL 2012
<b>UR</b>	<b>4:37.50</b>	1:01.98	2:11.94	3:34.28	KLOCHKOVA Yana	UKR	Bangkok (THA)	12 AUG 2007

#### Heat 2 of 3

Rank	Lane	Name	Country Code	R.T.	Time	Time Behind		
<b>1</b>	<b>4</b>	<b>SHIMIZU Sakiko</b>	<b>JPN</b>	<b>0.72</b>	<b>4:43.94</b>			
50m (1)	29.69	100m (1) 1:03.41 33.72	150m (2) 1:40.80 37.39	200m (3) 2:17.49 36.69	250m (1) 2:57.33 39.84	300m (1) 3:37.36 40.03	350m (1) 4:11.22 33.86	32.72
<b>2</b>	<b>5</b>	<b>MARTYNOVA Yana</b>	<b>RUS</b>	<b>0.81</b>	<b>4:44.57</b>	0.63		
50m (2)	29.95	100m (2) 1:03.75 33.80	150m (3) 1:41.04 37.29	200m (2) 2:17.21 36.17	250m (3) 2:57.91 40.70	300m (2) 3:38.94 41.03	350m (2) 4:12.61 33.67	31.96
<b>3</b>	<b>3</b>	<b>MALYUTINA Victoria</b>	<b>RUS</b>	<b>0.69</b>	<b>4:46.34</b>	2.40		
50m (3)	30.16	100m (3) 1:04.23 34.07	150m (1) 1:40.31 36.08	200m (1) 2:15.18 34.87	250m (2) 2:57.35 42.17	300m (3) 3:39.52 42.17	350m (3) 4:14.12 34.60	32.22
<b>4</b>	<b>6</b>	<b>MCGILL Emily</b>	<b>NZL</b>	<b>0.76</b>	<b>5:03.93</b>	19.99		
50m (4)	31.05	100m (4) 1:06.32 35.27	150m (4) 1:43.34 37.02	200m (4) 2:20.05 36.71	250m (4) 3:05.31 45.26	300m (4) 3:51.10 45.79	350m (4) 4:28.72 37.62	35.21
<b>5</b>	<b>2</b>	<b>DEWI Ressa Kania</b>	<b>INA</b>	<b>0.72</b>	<b>5:14.58</b>	30.64		
50m (5)	32.34	100m (5) 1:10.00 37.66	150m (5) 1:49.96 39.96	200m (5) 2:30.14 40.18	250m (5) 3:15.69 45.55	300m (5) 4:02.21 46.52	350m (5) 4:38.97 36.76	35.61
<b>6</b>	<b>7</b>	<b>ALVA Pooja Raghava</b>	<b>IND</b>	<b>0.96</b>	<b>5:36.80</b>	52.86		
50m (6)	32.78	100m (6) 1:10.96 38.18	150m (6) 1:55.24 44.28	200m (6) 2:38.54 43.30	250m (6) 3:28.64 50.10	300m (6) 4:19.72 51.08	350m (6) 4:58.82 39.10	37.98

#### LEGEND

R.T. Reaction time

Timing and Results provided by  **TISSOT**



## Results

Результаты

### EVENT NO. 4


	Record	Splits		Name	Country	Location	Date
<b>WR</b>	<b>4:28.43</b>	1:02.19	2:11.73	3:29.75	YE Shiwen	CHN	London (GBR)
<b>UR</b>	<b>4:37.50</b>	1:01.98	2:11.94	3:34.28	KLOCHKOVA Yana	UKR	Bangkok (THA)

#### Heat 3 of 3

Rank	Lane	Name	Country Code	R.T.	Time	Time Behind
<b>1</b>	<b>5</b>	<b>HENRY Sarah</b>	<b>USA</b>	<b>0.75</b>	<b>4:43.67</b>	
		50m (5) 30.72			100m (5) 1:04.96 34.24	
					150m (2) 1:41.84 36.88	
					200m (1) 2:17.76 35.92	
					250m (1) 2:58.24 40.48	
					300m (2) 3:38.70 40.46	
					350m (1) 4:11.79 33.09	31.88
<b>2</b>	<b>4</b>	<b>ZAVADOVA Barbora</b>	<b>CZE</b>	<b>0.78</b>	<b>4:46.97</b>	3.30
		50m (4) 30.54			100m (4) 1:04.87 34.33	
					150m (1) 1:41.62 36.75	
					200m (2) 2:18.35 36.73	
					250m (4) 2:59.82 41.47	
					300m (4) 3:42.03 42.21	
					350m (4) 4:15.48 33.45	31.49
<b>3</b>	<b>2</b>	<b>RISSLING Tianna Chantelle</b>	<b>CAN</b>	<b>0.66</b>	<b>4:47.36</b>	3.69
		50m (2) 29.76			100m (2) 1:04.05 34.29	
					150m (5) 1:42.65 38.60	
					200m (4) 2:20.56 37.91	
					250m (2) 2:59.12 38.56	
					300m (1) 3:38.59 39.47	
					350m (2) 4:13.66 35.07	33.70
<b>4</b>	<b>1</b>	<b>CHENG Wan-Jung</b>	<b>TPE</b>	<b>0.75</b>	<b>4:48.47</b>	4.80
		50m (3) 29.81			100m (3) 1:04.19 34.38	
					150m (3) 1:41.94 37.75	
					200m (3) 2:18.53 36.59	
					250m (3) 2:59.39 40.86	
					300m (3) 3:40.04 40.65	
					350m (3) 4:14.60 34.56	33.87
<b>5</b>	<b>3</b>	<b>BRETTLE Holly</b>	<b>AUS</b>	<b>0.83</b>	<b>4:53.26</b>	9.59
		50m (6) 31.18			100m (7) 1:06.51 35.33	
					150m (6) 1:43.85 37.34	
					200m (5) 2:20.85 37.00	
					250m (5) 3:03.16 42.31	
					300m (6) 3:46.40 43.24	
					350m (5) 4:20.60 34.20	32.66
<b>6</b>	<b>6</b>	<b>KOBAYASHI Nao</b>	<b>JPN</b>	<b>0.70</b>	<b>4:53.77</b>	10.10
		50m (1) 29.32			100m (1) 1:03.35 34.03	
					150m (4) 1:42.58 39.23	
					200m (6) 2:21.52 38.94	
					250m (6) 3:03.39 41.87	
					300m (5) 3:46.23 42.84	
					350m (6) 4:20.64 34.41	33.13
<b>7</b>	<b>7</b>	<b>ASIS Mijal</b>	<b>ARG</b>	<b>0.72</b>	<b>5:02.91</b>	19.24
		50m (7) 31.58			100m (6) 1:06.25 34.67	
					150m (7) 1:48.10 41.85	
					200m (7) 2:28.52 40.42	
					250m (7) 3:10.53 42.01	
					300m (7) 3:52.11 41.58	
					350m (7) 4:28.03 35.92	34.88

#### LEGEND

R.T. Reaction time

Timing and Results provided by  **TISSOT**





# Result Book

27th Summer Universiade in Kazan 2013



## Swimming

Women's 400m Individual Medley Final





## Start List

Стартовый список

### EVENT NO. 4

	Record	Splits		Name	Country	Location	Date	
<b>WR</b>	4:28.43	1:02.19	2:11.73	3:29.75	YE Shiwen	CHN	London (GBR)	28 JUL 2012
<b>UR</b>	4:37.50	1:01.98	2:11.94	3:34.28	KLOCHKOVA Yana	UKR	Bangkok (THA)	12 AUG 2007

### Final


Lane	Name	Country	Year of Birth	Qualifying Time	Time	Rank
1	RISSLING Tianna Chantelle	CAN	1993	4:47.36		
2	MALYUTINA Victoria	RUS	1990	4:46.34		
3	SHIMIZU Sakiko	JPN	1992	4:43.94		
4	HAWTHORNE Meghan	USA	1992	4:42.44		
5	HENRY Sarah	USA	1992	4:43.67		
6	MARTYNOVA Yana	RUS	1988	4:44.57		
7	ZAVADOVA Barbora	CZE	1993	4:46.97		
8	OLDERSHAW Marni Michelle	CAN	1994	4:48.34		

### Reserves

Lane	Name	Country	Year of Birth	Qualifying Time	Time	Rank
	CHENG Wan-Jung	TPE	1988	4:48.47		
	DASCA ROMEU Claudia	ESP	1994	4:50.47		

### LEGEND

UR World record

Timing and Results provided by  TISSOT



## Results

Результаты

### EVENT NO. 4


	Record	Splits		Name	Country	Location	Date
<b>WR</b>	<b>4:28.43</b>	1:02.19	2:11.73	3:29.75	YE Shiwen	CHN	London (GBR)
<b>UR</b>	<b>4:37.50</b>	1:01.98	2:11.94	3:34.28	KLOCHKOVA Yana	UKR	Bangkok (THA)

### Final

Rank	Lane	Name	Country Code	R.T.	Time	Time Behind
<b>1</b>	<b>6</b>	<b>MARTYNOVA Yana</b>	<b>RUS</b>	<b>0.78</b>	<b>4:39.02</b>	
	50m (3)	29.65	100m (2)	1:03.27	150m (2)	1:40.25
				33.62		36.98
			200m (2)	2:16.15	250m (1)	2:55.98
				35.90		39.83
					300m (1)	3:35.39
						39.41
					350m (1)	4:07.66
						32.27
						31.36
<b>2</b>	<b>4</b>	<b>HAWTHORNE Meghan</b>	<b>USA</b>	<b>0.74</b>	<b>4:40.40</b>	1.38
	50m (8)	30.98	100m (7)	1:05.50	150m (6)	1:42.50
				34.52		37.00
			200m (6)	2:18.51	250m (5)	2:57.79
				36.01		39.28
					300m (3)	3:37.34
						39.55
					350m (2)	4:09.42
						32.08
						30.98
<b>3</b>	<b>3</b>	<b>SHIMIZU Sakiko</b>	<b>JPN</b>	<b>0.79</b>	<b>4:42.09</b>	3.07
	50m (1)	29.56	100m (1)	1:03.19	150m (3)	1:40.35
				33.63		37.16
			200m (4)	2:17.00	250m (2)	2:56.49
				36.65		39.49
					300m (2)	3:36.54
						40.05
					350m (3)	4:09.92
						33.38
						32.17
<b>4</b>	<b>7</b>	<b>ZAVADOVA Barbora</b>	<b>CZE</b>	<b>0.74</b>	<b>4:43.73</b>	4.71
	50m (4)	29.70	100m (5)	1:04.20	150m (4)	1:40.55
				34.50		36.35
			200m (3)	2:16.91	250m (4)	2:57.65
				36.36		40.74
					300m (6)	3:38.96
						41.31
					350m (6)	4:12.13
						33.17
						31.60
<b>5</b>	<b>8</b>	<b>OLDERSHAW Marni Michelle</b>	<b>CAN</b>	<b>0.76</b>	<b>4:44.47</b>	5.45
	50m (6)	30.39	100m (8)	1:05.53	150m (5)	1:41.28
				35.14		35.75
			200m (4)	2:17.00	250m (6)	2:57.83
				35.72		40.83
					300m (5)	3:38.90
						41.07
					350m (5)	4:12.04
						33.14
						32.43
<b>6</b>	<b>1</b>	<b>RISSLING Tianna Chantelle</b>	<b>CAN</b>	<b>0.63</b>	<b>4:44.62</b>	5.60
	50m (2)	29.60	100m (3)	1:03.96	150m (7)	1:42.81
				34.36		38.85
			200m (8)	2:20.67	250m (7)	2:58.36
				37.86		37.69
					300m (4)	3:37.96
						39.60
					350m (4)	4:11.95
						33.99
						32.67
<b>7</b>	<b>5</b>	<b>HENRY Sarah</b>	<b>USA</b>	<b>0.77</b>	<b>4:46.02</b>	7.00
	50m (7)	30.70	100m (6)	1:04.93	150m (8)	1:42.96
				34.23		38.03
			200m (7)	2:20.13	250m (8)	3:00.41
				37.17		40.28
					300m (8)	3:41.02
						40.61
					350m (8)	4:14.12
						33.10
						31.90
<b>8</b>	<b>2</b>	<b>MALYUTINA Victoria</b>	<b>RUS</b>	<b>0.69</b>	<b>4:46.18</b>	7.16
	50m (5)	29.90	100m (4)	1:04.09	150m (1)	1:40.21
				34.19		36.12
			200m (1)	2:15.70	250m (3)	2:57.39
				35.49		41.69
					300m (7)	3:39.69
						42.30
					350m (7)	4:14.04
						34.35
						32.14

### LEGEND

R.T. Reaction time

Timing and Results provided by  **TISSOT**



# Result Book

27th Summer Universiade in Kazan 2013



## Swimming

Women's 4 x 100m Freestyle Relay







## Medallists

Медалисты

Medal	Country	Name
GOLD	RUS - Russian Federation	POPOVA Veronika ANDREEVA Viktoriya NESTEROVA Margarita BELYAKINA Daria SOKOLOVA Elena
SILVER	USA - United States Of America	ACKER Rachael MUREZ Andrea JENSEN Liv ROMANO Megan
BRONZE	CAN - Canada	MAINVILLE Sandrine LAPIERRE LEMIRE Caroline SCHULTZ Paige Elizabeth MACLEAN Brittany Christine



# Result Book

27th Summer Universiade in Kazan 2013



## Swimming

Women's 4 x 100m Freestyle Relay Preliminaries







## Start List

Стартовый список

### EVENT NO. 8

	Record	Splits			Country (Relay)	Location	Date
<b>WR</b>	3:31.72	53.61	1:45.91	2:38.94	NED - Netherlands	Rome (ITA)	26 JUL 2009
<b>UR</b>	3:40.03	55.26	1:50.61	2:46.43	AUS - Australia	Shenzhen (CHN)	14 AUG 2011

#### Heat 1 of 2

Lane	Country	Name	Year of Birth	Qualifying Time	Time	Rank
1	SWE - Sweden	LINDBORG Nathalie	1991			
		STENKVIST Henriette	1994			
		LINDQVIST Josefin	1993			
		SVENSSON Emma	1992			
2	MAC - Macau, China	LEI On Kei	1991			
		TAN Chi Yan	1994			
		LOU Wai Sam	1994			
		KUAN Weng I	1990			
3	COL - Colombia	JARAMILLO Paola Andrea	1992			
		FIGUEROA Stephanie	1987			
		GARZON Laura Vanessa	1992			
		PEREZ Ana Maria	1992			
4	AUS - Australia	BARRATT Holly	1988	3:43.01		
		WILSON Madison	1994			
		MITCHELL Melissa	1987			
		NEALE Leah	1995			
5	CHN - People'S Republic Of China	LAI Biru	1994	3:56.00		
		SUN Yan	1993			
		XU Lili	1991			
		ZHANG Wenjia	1993			
6	ITA - Italy	LETRARI Laura	1989			
		FERRAIOLI Erika	1986			
		MASINI LUCETTI Chiara	1993			
		DI PIETRO Silvia	1993			
7	PHI - Philippines	ADORNA Ma. Claire	1993			
		MAESTRO Mary Roxan Seiren	1995			
		BARTOLOME Ma. Kristina Beatriz	1995			
		MAESTRO Fatima	1995			




Heat 2 of 2

Lane	Country	Name	Year of Birth	Qualifying Time	Time	Rank
1	RUS - Russian Federation	POPOVA Veronika	1991			
		NESTEROVA Margarita	1989			
		BELYAKINA Daria	1986			
		SOKOLOVA Elena	1991			
2	JPN - Japan	SUMIYOSHI Mari	1993			
		TANABE Shoko	1993			
		AGO Misaki	1992			
		SEKINE Risa	1993			
3	CAN - Canada	MAINVILLE Sandrine	1992			
		LAPIERRE LEMIRE Caroline	1990			
		SCHULTZ Paige Elizabeth	1991			
		MACLEAN Brittany Christine	1994			
4	USA - United States Of America	ACKER Rachael	1994	3:34.24		
		JENSEN Liv	1990			
		MUREZ Andrea	1992			
		ROMANO Megan	1991			
5	FRA - France	MARTIN Anouchka	1993	3:45.00		
		LETANG Maria Elena	1993			
		CINI Mathilde	1994			
		HAAG Lauriane	1994			
6	HKG - Hong Kong, China	CHENG Camille Lily Mei	1993			
		YU Wai Ting	1993			
		CHAN Kin Lok	1994			
		AU Hoi Shun Stephanie	1992			

LEGEND  
UR

WR World record

Timing and Results provided by  **TISSOT**



## Results Summary

Итоговые результаты

### EVENT NO. 8

	Record	Splits			Country (Relay)	Location	Date
<b>WR</b>	3:31.72	53.61	1:45.91	2:38.94	NED - Netherlands	Rome (ITA)	26 JUL 2009
<b>UR</b>	3:40.03	55.26	1:50.61	2:46.43	AUS - Australia	Shenzhen (CHN)	14 AUG 2011

### Heats

Rank	Heat	Lane	Country / Name	R.T.	50m	100m	Time	Time Behind
1	2	1	<b>RUS - Russian Federation</b>				<b>3:40.00</b>	UR
			POPOVA Veronika	0.74	26.59	54.61	54.61	<b>Q</b>
			NESTEROVA Margarita	0.27	26.26	54.73	1:49.34	
			BELYAKINA Daria	0.37	26.85	55.14	2:44.48	
			SOKOLOVA Elena	0.33	26.52	55.52	3:40.00	
2	2	4	<b>USA - United States Of America</b>				<b>3:40.38</b>	0.38 <b>Q</b>
			ACKER Rachael	0.74	26.86	55.76	55.76	
			JENSEN Liv	0.28	26.40	55.96	1:51.72	
			MUREZ Andrea	0.20	26.00	54.13	2:45.85	
			ROMANO Megan	0.23	26.13	54.53	3:40.38	
3	2	3	<b>CAN - Canada</b>				<b>3:41.41</b>	1.41 <b>Q</b>
			MAINVILLE Sandrine	0.66	26.71	55.49	55.49	
			LAPIERRE LEMIRE Caroline	0.04	26.16	55.10	1:50.59	
			SCHULTZ Paige Elizabeth	0.21	26.73	55.60	2:46.19	
			MACLEAN Brittany Christine	0.24	26.83	55.22	3:41.41	
4	1	4	<b>AUS - Australia</b>				<b>3:42.00</b>	2.00 <b>Q</b>
			BARRATT Holly	0.69	26.56	55.30	55.30	
			WILSON Madison	0.24	27.01	55.93	1:51.23	
			MITCHELL Melissa	0.24	26.04	55.07	2:46.30	
			NEALE Leah	0.37	26.68	55.70	3:42.00	
5	2	2	<b>JPN - Japan</b>				<b>3:43.79</b>	3.79 <b>Q</b>
			SUMIYOSHI Mari	0.68	26.87	55.92	55.92	
			TANABE Shoko	0.30	26.54	56.22	1:52.14	
			AGO Misaki	0.27	26.60	55.76	2:47.90	
			SEKINE Risa	0.11	26.87	55.89	3:43.79	
6	2	5	<b>FRA - France</b>				<b>3:45.45</b>	5.45 <b>Q</b>
			MARTIN Anouchka	0.77	27.36	56.56	56.56	
			LETANG Maria Elena	0.22	26.77	56.11	1:52.67	
			CINI Mathilde	0.15	26.91	56.45	2:49.12	
			HAAG Lauriane	0.41	26.95	56.33	3:45.45	
7	1	1	<b>SWE - Sweden</b>				<b>3:46.03</b>	6.03 <b>Q</b>
			LINDBORG Nathalie	0.70	27.08	56.30	56.30	
			STENKVIST Henriette	0.27	27.79	56.90	1:53.20	
			LINDQVIST Josefin	0.22	26.75	56.30	2:49.50	
			SVENSSON Emma	0.12	26.48	56.53	3:46.03	
8	1	6	<b>ITA - Italy</b>				<b>3:46.82</b>	6.82 <b>Q</b>
			LETRARI Laura	0.67	26.75	56.04	56.04	
			FERRAIOLI Erika	0.27	27.31	56.66	1:52.70	
			MASINI LUCETTI Chiara	0.31	27.45	57.35	2:50.05	
			DI PIETRO Silvia	0.47	27.10	56.77	3:46.82	
9	2	6	<b>HKG - Hong Kong, China</b>				<b>3:52.59</b>	12.59
			CHENG Camille Lily Mei	0.66	27.14	56.31	56.31	
			YU Wai Ting	0.21	28.17	59.26	1:55.57	
			CHAN Kin Lok	0.35	27.96	59.16	2:54.73	
			AU Hoi Shun Stephanie	0.23	27.24	57.86	3:52.59	



**Heats**

Rank	Heat	Lane	Country / Name	R.T.	50m	100m	Time	Time Behind
10	1	5	<b>CHN - People'S Republic Of China</b>				<b>4:04.14</b>	24.14
			LAI Biru	0.69	28.31	1:00.14	1:00.14	
			SUN Yan	0.26	29.55	1:02.33	2:02.47	
			XU Lili	0.32	30.48	1:01.73	3:04.20	
			ZHANG Wenjia	0.62	29.57	59.94	4:04.14	
11	1	2	<b>MAC - Macau, China</b>				<b>4:04.78</b>	24.78
			LEI On Kei	0.66	28.15	59.72	59.72	
			TAN Chi Yan	0.37	29.72	1:01.04	2:00.76	
			LOU Wai Sam	0.59	29.32	1:02.87	3:03.63	
			KUAN Weng I	0.53	28.89	1:01.15	4:04.78	
12	1	3	<b>COL - Colombia</b>				<b>4:12.07</b>	32.07
			JARAMILLO Paola Andrea	0.82	29.68	1:01.59	1:01.59	
			FIGUEROA Stephanie	0.50	30.64	1:04.92	2:06.51	
			GARZON Laura Vanessa	0.34	29.65	1:03.33	3:09.84	
			PEREZ Ana Maria	0.54	29.61	1:02.23	4:12.07	
	1	7	<b>PHI - Philippines</b>				<b>DNS</b>	
			ADORNA Ma. Claire					
			MAESTRO Mary Roxan Seiren					
			BARTOLOME Ma. Kristina Beatriz					
			MAESTRO Fatima					


**LEGEND**

**DNS** Did not start

**Q** Qualified for the next phase

**R.T.** Reaction time

**UR**

Timing and Results provided by  **TISSOT**



## Results

Результаты

### EVENT NO. 8

	Record	Splits		Country (Relay)	Location	Date
<b>WR</b>	3:31.72	53.61	1:45.91	2:38.94	NED - Netherlands	Rome (ITA) 26 JUL 2009
<b>UR</b>	3:40.03	55.26	1:50.61	2:46.43	AUS - Australia	Shenzhen (CHN) 14 AUG 2011


#### Heat 1 of 2

Rank	Lane	Country / Name	R.T.	50m	100m	Time	Time Behind
<b>1</b>	<b>4</b>	<b>AUS - Australia</b>				<b>3:42.00</b>	
		BARRATT Holly	0.69	26.56	55.30	(1) 55.30	
		WILSON Madison	0.24	27.01	55.93	(1) 1:51.23	
		MITCHELL Melissa	0.24	26.04	55.07	(1) 2:46.30	
		NEALE Leah	0.37	26.68	55.70	(1) 3:42.00	
<b>2</b>	<b>1</b>	<b>SWE - Sweden</b>				<b>3:46.03</b>	4.03
		LINDBORG Nathalie	0.70	27.08	56.30	(3) 56.30	
		STENKVIST Henriette	0.27	27.79	56.90	(3) 1:53.20	
		LINDQVIST Josefin	0.22	26.75	56.30	(2) 2:49.50	
		SVENSSON Emma	0.12	26.48	56.53	(2) 3:46.03	
<b>3</b>	<b>6</b>	<b>ITA - Italy</b>				<b>3:46.82</b>	4.82
		LETRARI Laura	0.67	26.75	56.04	(2) 56.04	
		FERRAIOLI Erika	0.27	27.31	56.66	(2) 1:52.70	
		MASINI LUCETTI Chiara	0.31	27.45	57.35	(3) 2:50.05	
		DI PIETRO Silvia	0.47	27.10	56.77	(3) 3:46.82	
<b>4</b>	<b>5</b>	<b>CHN - People'S Republic Of China</b>				<b>4:04.14</b>	22.14
		LAI Biru	0.69	28.31	1:00.14	(5) 1:00.14	
		SUN Yan	0.26	29.55	1:02.33	(5) 2:02.47	
		XU Lili	0.32	30.48	1:01.73	(5) 3:04.20	
		ZHANG Wenjia	0.62	29.57	59.94	(4) 4:04.14	
<b>5</b>	<b>2</b>	<b>MAC - Macau, China</b>				<b>4:04.78</b>	22.78
		LEI On Kei	0.66	28.15	59.72	(4) 59.72	
		TAN Chi Yan	0.37	29.72	1:01.04	(4) 2:00.76	
		LOU Wai Sam	0.59	29.32	1:02.87	(4) 3:03.63	
		KUAN Weng I	0.53	28.89	1:01.15	(5) 4:04.78	
<b>6</b>	<b>3</b>	<b>COL - Colombia</b>				<b>4:12.07</b>	30.07
		JARAMILLO Paola Andrea	0.82	29.68	1:01.59	(6) 1:01.59	
		FIGUEROA Stephanie	0.50	30.64	1:04.92	(6) 2:06.51	
		GARZON Laura Vanessa	0.34	29.65	1:03.33	(6) 3:09.84	
		PEREZ Ana Maria	0.54	29.61	1:02.23	(6) 4:12.07	
<b>7</b>		<b>PHI - Philippines</b>				<b>DNS</b>	
		ADORNA Ma. Claire					
		MAESTRO Mary Roxan Seiren					
		BARTOLOME Ma. Kristina Beatriz					
		MAESTRO Fatima					

#### LEGEND

DNS Did not start

R.T. Reaction time

Timing and Results provided by  **TISSOT**



## Results

Результаты

### EVENT NO. 8

	Record	Splits			Country (Relay)	Location	Date
<b>WR</b>	3:31.72	53.61	1:45.91	2:38.94	NED - Netherlands	Rome (ITA)	26 JUL 2009
<b>UR</b>	3:40.03	55.26	1:50.61	2:46.43	AUS - Australia	Shenzhen (CHN)	14 AUG 2011

#### Heat 2 of 2

Rank	Lane	Country / Name	R.T.	50m	100m	Time	Time Behind
<b>1</b>	<b>1</b>	<b>RUS - Russian Federation</b>				<b>3:40.00</b>	UR
		POPOVA Veronika	0.74	26.59	54.61	(1) 54.61	
		NESTEROVA Margarita	0.27	26.26	54.73	(1) 1:49.34	
		BELYAKINA Daria	0.37	26.85	55.14	(1) 2:44.48	
		SOKOLOVA Elena	0.33	26.52	55.52	(1) 3:40.00	
<b>2</b>	<b>4</b>	<b>USA - United States Of America</b>				<b>3:40.38</b>	0.38
		ACKER Rachael	0.74	26.86	55.76	(3) 55.76	
		JENSEN Liv	0.28	26.40	55.96	(3) 1:51.72	
		MUREZ Andrea	0.20	26.00	54.13	(2) 2:45.85	
		ROMANO Megan	0.23	26.13	54.53	(2) 3:40.38	
<b>3</b>	<b>3</b>	<b>CAN - Canada</b>				<b>3:41.41</b>	1.41
		MAINVILLE Sandrine	0.66	26.71	55.49	(2) 55.49	
		LAPIERRE LEMIRE Caroline	0.04	26.16	55.10	(2) 1:50.59	
		SCHULTZ Paige Elizabeth	0.21	26.73	55.60	(3) 2:46.19	
		MACLEAN Brittany Christine	0.24	26.83	55.22	(3) 3:41.41	
<b>4</b>	<b>2</b>	<b>JPN - Japan</b>				<b>3:43.79</b>	3.79
		SUMIYOSHI Mari	0.68	26.87	55.92	(4) 55.92	
		TANABE Shoko	0.30	26.54	56.22	(4) 1:52.14	
		AGO Misaki	0.27	26.60	55.76	(4) 2:47.90	
		SEKINE Risa	0.11	26.87	55.89	(4) 3:43.79	
<b>5</b>	<b>5</b>	<b>FRA - France</b>				<b>3:45.45</b>	5.45
		MARTIN Anouchka	0.77	27.36	56.56	(6) 56.56	
		LETANG Maria Elena	0.22	26.77	56.11	(5) 1:52.67	
		CINI Mathilde	0.15	26.91	56.45	(5) 2:49.12	
		HAAG Lauriane	0.41	26.95	56.33	(5) 3:45.45	
<b>6</b>	<b>6</b>	<b>HKG - Hong Kong, China</b>				<b>3:52.59</b>	12.59
		CHENG Camille Lily Mei	0.66	27.14	56.31	(5) 56.31	
		YU Wai Ting	0.21	28.17	59.26	(6) 1:55.57	
		CHAN Kin Lok	0.35	27.96	59.16	(6) 2:54.73	
		AU Hoi Shun Stephanie	0.23	27.24	57.86	(6) 3:52.59	

#### LEGEND

R.T. Reaction time

UR

Timing and Results provided by  **TISSOT**





# Result Book

27th Summer Universiade in Kazan 2013



## Swimming

Women's 4 x 100m Freestyle Relay Final





## Start List

Стартовый список

### EVENT NO. 8

	Record	Splits			Country (Relay)	Location	Date
<b>WR</b>	3:31.72	53.61	1:45.91	2:38.94	NED - Netherlands	Rome (ITA)	26 JUL 2009
<b>UR</b>	3:40.00	54.61	1:49.34	2:44.48	RUS - Russian Federation	Kazan	10 JUL 2013

### Final


Lane	Country	Name	Year of Birth	Qualifying Time	Time	Rank
1	SWE - Sweden	LINDBORG Nathalie	1991	3:46.03		
		LINDQVIST Josefin	1993			
		SVENSSON Emma	1992			
		STENKVIST Henriette	1994			
2	JPN - Japan	SUMIYOSHI Mari	1993	3:43.79		
		TANABE Shoko	1993			
		AGO Misaki	1992			
		SEKINE Risa	1993			
3	CAN - Canada	MAINVILLE Sandrine	1992	3:41.41		
		LAPIERRE LEMIRE Caroline	1990			
		SCHULTZ Paige Elizabeth	1991			
		MACLEAN Brittany Christine	1994			
4	RUS - Russian Federation	POPOVA Veronika	1991	3:40.00		
		ANDREEVA Viktoriya	1992			
		NESTEROVA Margarita	1989			
		BELYAKINA Daria	1986			
5	USA - United States Of America	ACKER Rachael	1994	3:40.38		
		MUREZ Andrea	1992			
		JENSEN Liv	1990			
		ROMANO Megan	1991			
6	AUS - Australia	BARRATT Holly	1988	3:42.00		
		MITCHELL Melissa	1987			
		WILSON Madison	1994			
		NEALE Leah	1995			
7	FRA - France	SANTAMANS Anna	1993	3:45.45		
		MARTIN Anouchka	1993			
		LETANG Maria Elena	1993			
		HAAG Lauriane	1994			
8	ITA - Italy	LETRARI Laura	1989	3:46.82		
		DI PIETRO Silvia	1993			
		MASINI LUCCHETTI Chiara	1993			
		FERRAIOLI Erika	1986			

### Reserves

Lane	Country	Qualifying Time	Time	Rank
	HKG - Hong Kong, China	3:52.59		
	CHN - People'S Republic Of China	4:04.14		

### LEGEND

**UR** Universiade record      **WR** World record

Timing and Results provided by  **TISSOT**



## Results

Результаты

### EVENT NO. 8


	Record	Splits		Country (Relay)	Location	Date
<b>WR</b>	3:31.72	53.61	1:45.91	2:38.94	NED - Netherlands	Rome (ITA) 26 JUL 2009
<b>UR</b>	3:40.00	54.61	1:49.34	2:44.48	RUS - Russian Federation	Kazan 10 JUL 2013

### Final

Rank	Lane	Country / Name	R.T.	50m	100m	Time	Time Behind
<b>1</b>	<b>4</b>	<b>RUS - Russian Federation</b>				<b>3:38.15</b>	UR
		POPOVA Veronika	0.74	26.79	54.35	(1) 54.35	
		ANDREEVA Viktoriya	0.27	25.90	54.80	(1) 1:49.15	
		NESTEROVA Margarita	0.19	25.98	54.33	(1) 2:43.48	
		BELYAKINA Daria	0.23	26.49	54.67	(1) 3:38.15	
<b>2</b>	<b>5</b>	<b>USA - United States Of America</b>				<b>3:38.60</b>	0.45
		ACKER Rachael	0.76	26.96	55.82	(5) 55.82	
		MUREZ Andrea	0.22	25.99	54.48	(3) 1:50.30	
		JENSEN Liv	0.24	26.03	55.40	(3) 2:45.70	
		ROMANO Megan	0.18	25.31	52.90	(2) 3:38.60	
<b>3</b>	<b>3</b>	<b>CAN - Canada</b>				<b>3:40.71</b>	2.56
		MAINVILLE Sandrine	0.63	26.64	55.19	(2) 55.19	
		LAPIERRE LEMIRE Caroline	0.22	26.12	54.82	(2) 1:50.01	
		SCHULTZ Paige Elizabeth	0.19	26.43	55.42	(2) 2:45.43	
		MACLEAN Brittany Christine	0.29	26.72	55.28	(3) 3:40.71	
<b>4</b>	<b>6</b>	<b>AUS - Australia</b>				<b>3:41.89</b>	3.74
		BARRATT Holly	0.70	26.95	55.94	(7) 55.94	
		MITCHELL Melissa	0.20	26.19	55.15	(4) 1:51.09	
		WILSON Madison	0.27	26.38	55.02	(4) 2:46.11	
		NEALE Leah	0.20	26.14	55.78	(4) 3:41.89	
<b>5</b>	<b>8</b>	<b>ITA - Italy</b>				<b>3:42.81</b>	4.66
		LETRARI Laura	0.59	26.57	55.89	(6) 55.89	
		DI PIETRO Silvia	0.28	26.77	55.93	(6) 1:51.82	
		MASINI LUCCHETTI Chiara	0.15	26.65	55.90	(7) 2:47.72	
		FERRAIOLI Erika	0.29	26.38	55.09	(5) 3:42.81	
<b>6</b>	<b>7</b>	<b>FRA - France</b>				<b>3:43.34</b>	5.19
		SANTAMANS Anna	0.56	26.59	55.79	(4) 55.79	
		MARTIN Anouchka	0.21	26.75	56.08	(7) 1:51.87	
		LETANG Maria Elena	0.15	26.40	55.48	(5) 2:47.35	
		HAAG Lauriane	0.11	26.54	55.99	(6) 3:43.34	
<b>7</b>	<b>2</b>	<b>JPN - Japan</b>				<b>3:43.45</b>	5.30
		SUMIYOSHI Mari	0.68	26.83	55.69	(3) 55.69	
		TANABE Shoko	0.34	26.43	56.10	(5) 1:51.79	
		AGO Misaki	0.44	26.58	55.64	(6) 2:47.43	
		SEKINE Risa	0.07	26.73	56.02	(7) 3:43.45	
<b>8</b>	<b>1</b>	<b>SWE - Sweden</b>				<b>3:45.46</b>	7.31
		LINDBORG Nathalie	0.69	26.89	56.06	(8) 56.06	
		LINDQVIST Josefin	0.25	26.47	55.81	(7) 1:51.87	
		SVENSSON Emma	0.22	26.85	56.99	(8) 2:48.86	
		STENKVIST Henriette	0.29	27.28	56.60	(8) 3:45.46	

#### LEGEND

R.T. Reaction time      UR Universiade record

Timing and Results provided by  **TISSOT**





# Result Book

27th Summer Universiade in Kazan 2013



## Swimming

Women's 4 x 200m Freestyle Relay





## Medallists

Медалисты

Medal	Country	Name
GOLD	USA - United States Of America	MUREZ Andrea HENRY Sarah CHENAULT Chelsea ROMANO Megan ACKER Rachael MARGALIS Melanie
SILVER	RUS - Russian Federation	POPOVA Veronika BELYAKINA Daria SOKOLOVA Elena ANDREEVA Viktoriya MALYUTINA Victoria
BRONZE	CAN - Canada	DELMAR Lindsay Joy MACLEAN Brittany Christine SCHULTZ Paige Elizabeth KING Savannah E I



# Result Book

27th Summer Universiade in Kazan 2013



## Swimming

Women's 4 x 200m Freestyle Relay Preliminaries







**Start List**

Стартовый список

**EVENT NO. 25**

**REVISED**

13 JUL 08:37


	Record	Splits			Country (Relay)	Location	Date
<b>WR</b>	7:42.08	1:55.47	3:51.26	5:47.35	CHN - China	Rome (ITA)	30 JUL 2009
<b>UR</b>	7:55.02	2:00.19	3:58.85	5:57.61	USA - United States	Shenzhen (CHN)	17 AUG 2011

**Heat 1 of 2**

Lane	Country	Name	Year of Birth	Qualifying Time	Time	Rank
2	SWE - Sweden	STENKVIST Henriette	1994			
		LINDBORG Nathalie	1991			
		LINDQVIST Josefin	1993			
		SVENSSON Emma	1992			
3	JPN - Japan	CHIDA Asami	1993	8:08.79		
		SUMIYOSHI Mari	1993			
		SEKINE Risa	1993			
		KOGUCHI Ayano	1991			
4	CAN - Canada	SCHULTZ Paige Elizabeth	1991	8:02.03		
		DELMAR Lindsay Joy	1993			
		KING Savannah E I	1992			
		MACLEAN Brittany Christine	1994			
5	RUS - Russian Federation	BELYAKINA Daria	1986	8:04.00		
		SOKOLOVA Elena	1991			
		MALYUTINA Victoria	1990			
		POPOVA Veronika	1991			
6	MAC - Macau, China	KUAN Weng I	1990	8:58.02		
		TAN Chi Yan	1994			
		LOU Wai Sam	1994			
		LEI On Kei	1991			

**Heat 2 of 2**

Lane	Country	Name	Year of Birth	Qualifying Time	Time	Rank
2	HKG - Hong Kong, China	CHENG Camille Lily Mei	1993			
		CHAN Kin Lok	1994			
		LAU Yin Yan Claudia	1992			
		TANG Wing Yung Natasha Terri	1992			
3	ITA - Italy	MASINI LUCCETTI Chiara	1993	8:07.00		
		DE MEMME Martina	1991			
		NESTI Alice	1989			
		FERRAIOLI Erika	1986			
4	USA - United States Of America	MUREZ Andrea	1992	7:42.92		
		MARGALIS Melanie	1991			
		ACKER Rachael	1994			
		CHENAULT Chelsea	1994			
5	AUS - Australia	GOLDMAN Katie	1992	8:04.00		
		NEALE Leah	1995			
		CUTTING Leah	1992			
		MITCHELL Melissa	1987			
6	CHN - People'S Republic Of China	WANG Chang	1994	8:15.00		
		LAI Biru	1994			
		XU Lili	1991			
		ZHANG Wenjia	1993			

Timing and Results provided by  **TISSOT**



<b>LEGEND</b>	
<b>UR</b> Universiade record	<b>WR</b> World record

Entry times entered. Event re-seeded.

Timing and Results provided by **TISSOT**



## Results Summary

Итоговые результаты

### EVENT NO. 25

	Record	Splits		Country (Relay)	Location	Date
<b>WR</b>	7:42.08	1:55.47	3:51.26	5:47.35	CHN - China	Rome (ITA) 30 JUL 2009
<b>UR</b>	7:55.02	2:00.19	3:58.85	5:57.61	USA - United States	Shenzhen (CHN) 17 AUG 2011

#### Heats

Rank	Heat	Lane	Country / Name	R.T.	50m	100m	150m	200m	Time	Time Behind
1	2	4	<b>USA - United States Of America</b>						<b>8:00.74</b>	<b>Q</b>
			MUREZ Andrea	0.78	28.69	59.25	1:29.31	2:00.22	2:00.22	
			MARGALIS Melanie	0.51	28.42	58.84	1:29.51	2:00.23	4:00.45	
			ACKER Rachael	0.34	27.36	57.69	1:28.90	2:00.52	6:00.97	
			CHENAULT Chelsea	0.21	27.67	58.53	1:29.29	1:59.77	8:00.74	
2	1	5	<b>RUS - Russian Federation</b>						<b>8:03.37</b>	2.63 <b>Q</b>
			BELYAKINA Daria	0.85	28.92	59.27	1:30.39	2:00.78	2:00.78	
			SOKOLOVA Elena	0.32	27.76	58.01	1:29.16	2:00.76	4:01.54	
			MALYUTINA Victoria	0.46	28.31	58.93	1:30.41	2:01.56	6:03.10	
			POPOVA Veronika	0.35	27.80	58.65	1:29.87	2:00.27	8:03.37	
3	1	4	<b>CAN - Canada</b>						<b>8:04.68</b>	3.94 <b>Q</b>
			SCHULTZ Paige Elizabeth	0.75	28.77	59.55	1:30.76	2:01.98	2:01.98	
			DELMAR Lindsay Joy	0.14	27.90	58.37	1:29.51	2:00.61	4:02.59	
			KING Savannah E I	0.12	28.34	59.19	1:30.40	2:01.54	6:04.13	
			MACLEAN Brittain Christine	0.41	28.44	59.22	1:30.44	2:00.55	8:04.68	
4	1	3	<b>JPN - Japan</b>						<b>8:07.44</b>	6.70 <b>Q</b>
			CHIDA Asami	0.72	28.99	1:00.16	1:31.65	2:02.13	2:02.13	
			SUMIYOSHI Mari	0.30	27.81	59.06	1:30.59	2:01.52	4:03.65	
			SEKINE Risa	0.38	28.20	59.25	1:30.41	2:01.48	6:05.13	
			KOGUCHI Ayano	0.35	28.71	1:00.00	1:32.16	2:02.31	8:07.44	
5	2	5	<b>AUS - Australia</b>						<b>8:14.53</b>	13.79 <b>Q</b>
			GOLDMAN Katie	0.74	29.43	1:00.04	1:31.03	2:01.92	2:01.92	
			NEALE Leah	0.25	27.88	58.74	1:29.59	2:00.24	4:02.16	
			CUTTING Leah	0.21	29.08	1:01.32	1:34.31	2:06.84	6:09.00	
			MITCHELL Melissa	0.16	28.46	1:00.55	1:33.28	2:05.53	8:14.53	
6	2	3	<b>ITA - Italy</b>						<b>8:16.34</b>	15.60 <b>Q</b>
			MASINI LUCCHETTI Chiara	0.82	28.86	59.78	1:30.99	2:01.94	2:01.94	
			DE MEMME Martina	0.51	29.09	1:00.36	1:32.63	2:04.50	4:06.44	
			NESTI Alice	0.73	30.19	1:01.01	1:32.27	2:02.74	6:09.18	
			FERRAIOLI Erika	0.33	28.84	1:00.86	1:34.12	2:07.16	8:16.34	
7	1	2	<b>SWE - Sweden</b>						<b>8:23.60</b>	22.86 <b>Q</b>
			STENKVIST Henriette	0.68	29.04	1:00.15	1:31.92	2:03.63	2:03.63	
			LINDBORG Nathalie	0.20	28.36	58.83	1:31.05	2:04.30	4:07.93	
			LINDQVIST Josefin	0.35	28.48	1:00.35	1:33.44	2:05.39	6:13.32	
			SVENSSON Emma	0.28	28.87	1:01.70	1:36.54	2:10.28	8:23.60	
8	2	2	<b>HKG - Hong Kong, China</b>						<b>8:31.36</b>	30.62 <b>Q</b>
			CHENG Camille Lily Mei	0.67	28.51	59.42	1:31.43	2:04.46	2:04.46	
			CHAN Kin Lok	0.45	29.87	1:02.71	1:35.84	2:08.01	4:12.47	
			LAU Yin Yan Claudia	0.51	27.98	1:00.10	1:33.82	2:07.51	6:19.98	
			TANG Wing Yung Natasha Terri	0.47	30.54	1:03.88	1:37.48	2:11.38	8:31.36	
9	2	6	<b>CHN - People'S Republic Of China</b>						<b>8:38.05</b>	37.31
			WANG Chang	0.71	29.30	1:01.25	1:33.56	2:05.53	2:05.53	
			LAI Biru	0.43	28.63	1:00.25	1:34.10	2:06.76	4:12.29	
			XU Lili	0.28	29.82	1:03.04	1:37.94	2:13.49	6:25.78	
			ZHANG Wenjia	0.63	30.23	1:03.60	1:38.35	2:12.27	8:38.05	

Timing and Results provided by  **TISSOT**



**Heats**

Rank	Heat	Lane	Country / Name	R.T.	50m	100m	150m	200m	Time	Time Behind
10	1	6	<b>MAC - Macau, China</b>						<b>9:05.17</b>	1:04.43
			KUAN Weng I	0.89	29.78	1:03.19	1:38.50	2:15.08	2:15.08	
			TAN Chi Yan	0.31	29.71	1:03.15	1:38.48	2:13.59	4:28.67	
			LOU Wai Sam	0.67	30.52	1:06.16	1:43.46	2:19.97	6:48.64	
			LEI On Kei	0.64	29.30	1:03.17	1:39.71	2:16.53	9:05.17	

**LEGEND**

**Q** Qualified for the next phase      **R.T.** Reaction time



## Results

Результаты

### EVENT NO. 25


	Record	Splits			Country (Relay)	Location	Date
<b>WR</b>	7:42.08	1:55.47	3:51.26	5:47.35	CHN - China	Rome (ITA)	30 JUL 2009
<b>UR</b>	7:55.02	2:00.19	3:58.85	5:57.61	USA - United States	Shenzhen (CHN)	17 AUG 2011

#### Heat 1 of 2

Rank	Lane	Country / Name	R.T.	50m	100m	150m	200m	Time	Time Behind
<b>1</b>	<b>5</b>	<b>RUS - Russian Federation</b>						<b>8:03.37</b>	
		BELYAKINA Daria	0.85	28.92	59.27	1:30.39	2:00.78	(1) 2:00.78	
		SOKOLOVA Elena	0.32	27.76	58.01	1:29.16	2:00.76	(1) 4:01.54	
		MALYUTINA Victoria	0.46	28.31	58.93	1:30.41	2:01.56	(1) 6:03.10	
		POPOVA Veronika	0.35	27.80	58.65	1:29.87	2:00.27	(1) 8:03.37	
<b>2</b>	<b>4</b>	<b>CAN - Canada</b>						<b>8:04.68</b>	1.31
		SCHULTZ Paige Elizabeth	0.75	28.77	59.55	1:30.76	2:01.98	(2) 2:01.98	
		DELMAR Lindsay Joy	0.14	27.90	58.37	1:29.51	2:00.61	(2) 4:02.59	
		KING Savannah E I	0.12	28.34	59.19	1:30.40	2:01.54	(2) 6:04.13	
		MACLEAN Brittany Christine	0.41	28.44	59.22	1:30.44	2:00.55	(2) 8:04.68	
<b>3</b>	<b>3</b>	<b>JPN - Japan</b>						<b>8:07.44</b>	4.07
		CHIDA Asami	0.72	28.99	1:00.16	1:31.65	2:02.13	(3) 2:02.13	
		SUMIYOSHI Mari	0.30	27.81	59.06	1:30.59	2:01.52	(3) 4:03.65	
		SEKINE Risa	0.38	28.20	59.25	1:30.41	2:01.48	(3) 6:05.13	
		KOGUCHI Ayano	0.35	28.71	1:00.00	1:32.16	2:02.31	(3) 8:07.44	
<b>4</b>	<b>2</b>	<b>SWE - Sweden</b>						<b>8:23.60</b>	20.23
		STENKVIST Henriette	0.68	29.04	1:00.15	1:31.92	2:03.63	(4) 2:03.63	
		LINDBORG Nathalie	0.20	28.36	58.83	1:31.05	2:04.30	(4) 4:07.93	
		LINDQVIST Josefin	0.35	28.48	1:00.35	1:33.44	2:05.39	(4) 6:13.32	
		SVENSSON Emma	0.28	28.87	1:01.70	1:36.54	2:10.28	(4) 8:23.60	
<b>5</b>	<b>6</b>	<b>MAC - Macau, China</b>						<b>9:05.17</b>	1:01.80
		KUAN Weng I	0.89	29.78	1:03.19	1:38.50	2:15.08	(5) 2:15.08	
		TAN Chi Yan	0.31	29.71	1:03.15	1:38.48	2:13.59	(5) 4:28.67	
		LOU Wai Sam	0.67	30.52	1:06.16	1:43.46	2:19.97	(5) 6:48.64	
		LEI On Kei	0.64	29.30	1:03.17	1:39.71	2:16.53	(5) 9:05.17	

#### LEGEND

R.T. Reaction time

Timing and Results provided by  **TISSOT**



## Results

Результаты

### EVENT NO. 25


	Record	Splits			Country (Relay)	Location	Date
<b>WR</b>	7:42.08	1:55.47	3:51.26	5:47.35	CHN - China	Rome (ITA)	30 JUL 2009
<b>UR</b>	7:55.02	2:00.19	3:58.85	5:57.61	USA - United States	Shenzhen (CHN)	17 AUG 2011

#### Heat 2 of 2

Rank	Lane	Country / Name	R.T.	50m	100m	150m	200m	Time	Time Behind
<b>1</b>	<b>4</b>	<b>USA - United States Of America</b>						<b>8:00.74</b>	
		MUREZ Andrea	0.78	28.69	59.25	1:29.31	2:00.22	(1) 2:00.22	
		MARGALIS Melanie	0.51	28.42	58.84	1:29.51	2:00.23	(1) 4:00.45	
		ACKER Rachael	0.34	27.36	57.69	1:28.90	2:00.52	(1) 6:00.97	
		CHENAULT Chelsea	0.21	27.67	58.53	1:29.29	1:59.77	(1) 8:00.74	
<b>2</b>	<b>5</b>	<b>AUS - Australia</b>						<b>8:14.53</b>	13.79
		GOLDMAN Katie	0.74	29.43	1:00.04	1:31.03	2:01.92	(2) 2:01.92	
		NEALE Leah	0.25	27.88	58.74	1:29.59	2:00.24	(2) 4:02.16	
		CUTTING Leah	0.21	29.08	1:01.32	1:34.31	2:06.84	(2) 6:09.00	
		MITCHELL Melissa	0.16	28.46	1:00.55	1:33.28	2:05.53	(2) 8:14.53	
<b>3</b>	<b>3</b>	<b>ITA - Italy</b>						<b>8:16.34</b>	15.60
		MASINI LUCCHETTI Chiara	0.82	28.86	59.78	1:30.99	2:01.94	(3) 2:01.94	
		DE MEMME Martina	0.51	29.09	1:00.36	1:32.63	2:04.50	(3) 4:06.44	
		NESTI Alice	0.73	30.19	1:01.01	1:32.27	2:02.74	(3) 6:09.18	
		FERRAIOLI Erika	0.33	28.84	1:00.86	1:34.12	2:07.16	(3) 8:16.34	
<b>4</b>	<b>2</b>	<b>HKG - Hong Kong, China</b>						<b>8:31.36</b>	30.62
		CHENG Camille Lily Mei	0.67	28.51	59.42	1:31.43	2:04.46	(4) 2:04.46	
		CHAN Kin Lok	0.45	29.87	1:02.71	1:35.84	2:08.01	(5) 4:12.47	
		LAU Yin Yan Claudia	0.51	27.98	1:00.10	1:33.82	2:07.51	(4) 6:19.98	
		TANG Wing Yung Natasha Terri	0.47	30.54	1:03.88	1:37.48	2:11.38	(4) 8:31.36	
<b>5</b>	<b>6</b>	<b>CHN - People'S Republic Of China</b>						<b>8:38.05</b>	37.31
		WANG Chang	0.71	29.30	1:01.25	1:33.56	2:05.53	(5) 2:05.53	
		LAI Biru	0.43	28.63	1:00.25	1:34.10	2:06.76	(4) 4:12.29	
		XU Lili	0.28	29.82	1:03.04	1:37.94	2:13.49	(5) 6:25.78	
		ZHANG Wenjia	0.63	30.23	1:03.60	1:38.35	2:12.27	(5) 8:38.05	

#### LEGEND

R.T. Reaction time

Timing and Results provided by  **TISSOT**





# Result Book

27th Summer Universiade in Kazan 2013



## Swimming

Women's 4 x 200m Freestyle Relay Final





## Start List

Стартовый список

### EVENT NO. 25

	Record	Splits			Country (Relay)	Location	Date
<b>WR</b>	7:42.08	1:55.47	3:51.26	5:47.35	CHN - China	Rome (ITA)	30 JUL 2009
<b>UR</b>	7:55.02	2:00.19	3:58.85	5:57.61	USA - United States	Shenzhen (CHN)	17 AUG 2011

#### Final


Lane	Country	Name	Year of Birth	Qualifying Time	Time	Rank
1	SWE - Sweden	STENKVIST Henriette	1994	8:23.60		
		LINDBORG Nathalie	1991			
		LINDQVIST Josefin	1993			
		SVENSSON Emma	1992			
2	AUS - Australia	NEALE Leah	1995	8:14.53		
		WILSON Madison	1994			
		GOLDMAN Katie	1992			
		SMITH Amy	1990			
3	CAN - Canada	DELMAR Lindsay Joy	1993	8:04.68		
		MACLEAN Brittany Christine	1994			
		SCHULTZ Paige Elizabeth	1991			
		KING Savannah E I	1992			
4	USA - United States Of America	MUREZ Andrea	1992	8:00.74		
		HENRY Sarah	1992			
		CHENAULT Chelsea	1994			
		ROMANO Megan	1991			
5	RUS - Russian Federation	POPOVA Veronika	1991	8:03.37		
		BELYAKINA Daria	1986			
		SOKOLOVA Elena	1991			
		ANDREEVA Viktoriya	1992			
6	JPN - Japan	SUMIYOSHI Mari	1993	8:07.44		
		SEKINE Risa	1993			
		CHIDA Asami	1993			
		KOGUCHI Ayano	1991			
7	ITA - Italy	MASINI LUCETTI Chiara	1993	8:16.34		
		NESTI Alice	1989			
		DE MEMME Martina	1991			
		CARAMIGNOLI Martina Rita	1991			
8	HKG - Hong Kong, China	CHENG Camille Lily Mei	1993	8:31.36		
		CHAN Kin Lok	1994			
		LAU Yin Yan Claudia	1992			
		TANG Wing Yung Natasha Terri	1992			

#### Reserves

Lane	Country	Qualifying Time	Time	Rank
	CHN - People'S Republic Of China	8:38.05		
	MAC - Macau, China	9:05.17		

#### LEGEND

**UR** Universiade record      **WR** World record

Timing and Results provided by  **TISSOT**



## Results

Результаты

### EVENT NO. 25

	Record	Splits			Country (Relay)	Location	Date
<b>WR</b>	7:42.08	1:55.47	3:51.26	5:47.35	CHN - China	Rome (ITA)	30 JUL 2009
<b>UR</b>	7:55.02	2:00.19	3:58.85	5:57.61	USA - United States	Shenzhen (CHN)	17 AUG 2011

#### Final

Rank	Lane	Country / Name	R.T.	50m	100m	150m	200m	Time	Time Behind
<b>1</b>	<b>4</b>	<b>USA - United States Of America</b>						<b>7:55.53</b>	
		MUREZ Andrea	0.84	28.55	58.37	1:28.78	2:00.16	(3) 2:00.16	
		HENRY Sarah	0.42	28.29	58.53	1:29.32	1:59.58	(4) 3:59.74	
		CHENAULT Chelsea	0.32	27.15	56.75	1:27.40	1:57.88	(1) 5:57.62	
		ROMANO Megan	0.23	26.91	56.90	1:28.05	1:57.91	(1) 7:55.53	
<b>2</b>	<b>5</b>	<b>RUS - Russian Federation</b>						<b>7:55.76</b>	0.23
		POPOVA Veronika	0.75	27.72	57.58	1:27.98	1:58.71	(1) 1:58.71	
		BELYAKINA Daria	0.34	28.23	58.45	1:28.89	1:59.07	(1) 3:57.78	
		SOKOLOVA Elena	0.30	26.64	56.25	1:27.89	1:59.91	(2) 5:57.69	
		ANDREEVA Viktoriya	0.39	27.03	56.96	1:28.03	1:58.07	(2) 7:55.76	
<b>3</b>	<b>3</b>	<b>CAN - Canada</b>						<b>8:02.73</b>	7.20
		DELMAR Lindsay Joy	0.73	28.34	58.65	1:29.45	2:00.52	(4) 2:00.52	
		MACLEAN Brittany Christine	0.19	27.93	57.99	1:28.70	1:58.24	(2) 3:58.76	
		SCHULTZ Paige Elizabeth	0.37	27.50	58.26	1:30.27	2:02.91	(4) 6:01.67	
		KING Savannah E I	0.05	28.05	58.32	1:29.38	2:01.06	(3) 8:02.73	
<b>4</b>	<b>7</b>	<b>ITA - Italy</b>						<b>8:05.97</b>	10.44
		MASINI LUCETTI Chiara	0.78	28.18	59.02	1:30.26	2:00.96	(5) 2:00.96	
		NESTI Alice	0.39	28.64	59.40	1:30.48	2:01.64	(5) 4:02.60	
		DE MEMME Martina	0.47	28.50	58.84	1:29.39	1:59.99	(5) 6:02.59	
		CARAMIGNOLI Martina Rita	0.43	29.31	1:01.04	1:32.67	2:03.38	(4) 8:05.97	
<b>5</b>	<b>2</b>	<b>AUS - Australia</b>						<b>8:06.12</b>	10.59
		NEALE Leah	0.69	28.02	57.82	1:28.78	1:59.60	(2) 1:59.60	
		WILSON Madison	0.18	27.08	57.76	1:29.10	1:59.97	(3) 3:59.57	
		GOLDMAN Katie	0.35	28.40	58.89	1:30.25	2:01.90	(3) 6:01.47	
		SMITH Amy	0.36	28.89	1:00.35	1:32.42	2:04.65	(5) 8:06.12	
<b>6</b>	<b>6</b>	<b>JPN - Japan</b>						<b>8:08.07</b>	12.54
		SUMIYOSHI Mari	0.68	27.99	58.88	1:30.45	2:01.33	(6) 2:01.33	
		SEKINE Risa	0.24	28.30	59.64	1:31.27	2:02.57	(6) 4:03.90	
		CHIDA Asami	0.25	28.05	59.26	1:30.79	2:01.95	(6) 6:05.85	
		KOGUCHI Ayano	0.33	28.67	1:00.34	1:32.34	2:02.22	(6) 8:08.07	
<b>7</b>	<b>1</b>	<b>SWE - Sweden</b>						<b>8:18.87</b>	23.34
		STENKVIST Henriette	0.68	28.73	59.50	1:30.93	2:02.31	(7) 2:02.31	
		LINDBORG Nathalie	0.29	28.76	59.59	1:31.44	2:03.87	(7) 4:06.18	
		LINDQVIST Josefin	0.22	28.61	1:00.15	1:32.91	2:05.08	(7) 6:11.26	
		SVENSSON Emma	0.04	28.41	1:00.62	1:34.43	2:07.61	(7) 8:18.87	
<b>8</b>	<b>8</b>	<b>HKG - Hong Kong, China</b>						<b>8:27.10</b>	31.57
		CHENG Camille Lily Mei	0.70	28.26	59.22	1:30.91	2:03.02	(8) 2:03.02	
		CHAN Kin Lok	0.33	28.68	1:01.75	1:35.73	2:07.42	(8) 4:10.44	
		LAU Yin Yan Claudia	0.45	28.25	1:00.56	1:34.09	2:08.49	(8) 6:18.93	
		TANG Wing Yung Natasha Terri	0.32	29.53	1:02.11	1:35.16	2:08.17	(8) 8:27.10	

#### LEGEND

R.T. Reaction time

Timing and Results provided by TISSOT





# Result Book

27th Summer Universiade in Kazan 2013



## Swimming

Women's 4 x 100m Medley Relay





## Medallists

Медалисты

Medal	Country	Name
GOLD	RUS - Russian Federation	ZUEVA Anastasia EFIMOVA Iulia POPOVA Veronika ANDREEVA Viktoriya GROMOVA Maria NESTEROVA Margarita NOVIKOVA Irina TSVETKOVA Darya
SILVER	ITA - Italy	GEMO Elena DE ASCENTIS Giulia DI LIDDO Elena FERRAIOLI Erika LETRARI Laura SCARCELLA Ilaria
BRONZE	USA - United States Of America	TRAN Cindy SOGAR Laura FLOYD Kelsey ROMANO Megan MCCLELLAN Emily MUREZ Andrea STEWART Kendyl



# Result Book

27th Summer Universiade in Kazan 2013



## Swimming

Women's 4 x 100m Medley Relay Preliminaries







### Start List

Стартовый список

EVENT NO. 39

REVISED

16 JUL 08:45

	Record	Splits			Country (Relay)	Location	Date
<b>WR</b>	3:52.05	58.50	2:03.32	2:58.80	USA - United States	London (GBR)	4 AUG 2012
<b>UR</b>	3:59.15	1:01.59	2:08.40	3:05.92	CHN - China	Shenzhen (CHN)	18 AUG 2011

#### Heat 1 of 2

Lane	Country	Name	Year of Birth	Qualifying Time	Time	Rank
1	MAC - Macau, China	KUAN Weng I	1990	4:28.41		
		LEI On Kei	1991			
		TAN Chi Yan	1994			
		LOU Wai Sam	1994			
2	ISR - Israel	SHAHAFF Dekel	1989	4:12.00		
		BANACH Yuliya	1992			
		SIEBNER Keren	1990			
		MARKS Martina	1995			
3	JPN - Japan	KAMIMURA Marie	1994	4:04.00		
		MOTEGI Mio	1994			
		FUJITA Kona	1992			
		SUMIYOSHI Mari	1993			
4	AUS - Australia	WHITE Hayle	1989	3:56.05		
		SCOTT Aisling	1992			
		MEE Nicole	1992			
		BARRATT Holly	1988			
5	CAN - Canada	SOUCISSE Gabrielle	1990	4:01.84		
		RISSLING Tianna Chantelle	1993			
		HARRICHARAN Alisha Sabrina	1991			
		LAPIERRE LEMIRE Caroline	1990			
6	UKR - Ukraine	ZEVINA Daryna	1994	4:06.00		
		DZERKAL Ganna	1987			
		KOROL Lyubov	1989			
		STEPANYUK Darya	1990			
7	HKG - Hong Kong, China	AU Hoi Shun Stephanie	1992	4:15.00		
		KONG Yvette Man Yi	1993			
		CHAN Kin Lok	1994			
		CHENG Camille Lily Mei	1993			




Heat 2 of 2

Lane	Country	Name	Year of Birth	Qualifying Time	Time	Rank
1	CHN - People's Republic Of China	ZHANG Wenjia	1993	4:16.00		
		WANG Chang	1994			
		GUO Fan	1990			
		LAI Biru	1994			
2	FRA - France	CINI Mathilde	1994	4:10.89		
		DOBREAL Coralie	1987			
		DUMUR Armony	1991			
		LETANG Maria Elena	1993			
3	TPE - Chinese Taipei	CHEN Ting	1993	4:02.00		
		CHEN I-Chuan	1991			
		CHENG Wan-Jung	1988			
		YANG Chin-Kuei	1987			
4	USA - United States Of America	STEWART Kendyl	1994	3:52.05		
		MCCLELLAN Emily	1992			
		TRAN Cindy	1992			
		MUREZ Andrea	1992			
5	RUS - Russian Federation	GROMOVA Maria	1988	3:57.00		
		NOVIKOVA Irina	1995			
		TSVETKOVA Darya	1995			
		NESTEROVA Margarita	1989			
6	ITA - Italy	GEMO Elena	1987	4:05.00		
		SCARCELLA Ilaria	1993			
		DI LIDDO Elena	1993			
		LETRARI Laura	1989			
7	SWE - Sweden	STENKVIST Henriette	1994	4:13.96		
		ERIKSSON Jessica	1993			
		LINDQVIST Josefin	1993			
		LINDBORG Nathalie	1991			
8	NZL - New Zealand	GODFREY Kate	1994			
		MCGILL Emily	1994			
		QUILTER Laura	1992			
		PALMER Hayley	1989			

LEGEND

UR Universiade record

WR World record

Timing and Results provided by  TISSOT



## Results Summary

Итоговые результаты

EVENT NO. 39

	Record	Splits			Country (Relay)	Location	Date
<b>WR</b>	3:52.05	58.50	2:03.32	2:58.80	USA - United States	London (GBR)	4 AUG 2012
<b>UR</b>	3:59.15	1:01.59	2:08.40	3:05.92	CHN - China	Shenzhen (CHN)	18 AUG 2011

### Heats

Rank	Heat	Lane	Country / Name	R.T.	50m	100m	Time	Time Behind
1	2	5	<b>RUS - Russian Federation</b>				<b>4:04.46</b>	<b>Q</b>
			GROMOVA Maria	0.72	29.96	1:01.36	1:01.36	
			NOVIKOVA Irina	0.47	32.48	1:08.87	2:10.23	
			TSVETKOVA Darya	0.23	26.66	59.45	3:09.68	
			NESTEROVA Margarita	0.24	26.04	54.78	4:04.46	
2	2	4	<b>USA - United States Of America</b>				<b>4:06.51</b>	2.05 <b>Q</b>
			STEWART Kendyl	0.72	29.83	1:01.96	1:01.96	
			MCCLELLAN Emily	0.26	32.26	1:09.40	2:11.36	
			TRAN Cindy	0.21	27.31	1:00.47	3:11.83	
			MUREZ Andrea	0.31	26.02	54.68	4:06.51	
3	1	5	<b>CAN - Canada</b>				<b>4:07.23</b>	2.77 <b>Q</b>
			SOUICISSE Gabrielle	0.73	30.36	1:02.41	1:02.41	
			RISSLING Tianna Chantelle	0.09	31.42	1:09.05	2:11.46	
			HARRICHARAN Alisha Sabrina	0.53	27.90	1:00.38	3:11.84	
			LAPIERRE LEMIRE Caroline	0.18	26.33	55.39	4:07.23	
4	1	4	<b>AUS - Australia</b>				<b>4:07.41</b>	2.95 <b>Q</b>
			WHITE Hayle	0.57	30.52	1:01.87	1:01.87	
			SCOTT Aisling	0.26	32.73	1:10.42	2:12.29	
			MEE Nicole	0.15	27.56	59.56	3:11.85	
			BARRATT Holly	0.41	26.40	55.56	4:07.41	
5	1	3	<b>JPN - Japan</b>				<b>4:07.47</b>	3.01 <b>Q</b>
			KAMIMURA Marie	0.65	30.61	1:02.19	1:02.19	
			MOTEGI Mio	0.21	32.70	1:09.34	2:11.53	
			FUJITA Kona	0.12	27.69	1:00.37	3:11.90	
			SUMIYOSHI Mari	0.06	26.58	55.57	4:07.47	
6	2	6	<b>ITA - Italy</b>				<b>4:08.29</b>	3.83 <b>Q</b>
			GEMO Elena	0.81	30.54	1:02.74	1:02.74	
			SCARCELLA Ilaria	0.36	32.74	1:09.97	2:12.71	
			DI LIDDO Elena	0.21	27.65	59.65	3:12.36	
			LETRARI Laura	0.46	26.43	55.93	4:08.29	
7	1	6	<b>UKR - Ukraine</b>				<b>4:11.20</b>	6.74 <b>Q</b>
			ZEVINA Daryna	0.60	30.03	1:01.96	1:01.96	
			DZERKAL Ganna	0.28	33.94	1:12.77	2:14.73	
			KOROL Lyubov	0.32	27.85	1:00.84	3:15.57	
			STEPANYUK Darya	0.57	26.65	55.63	4:11.20	
8	2	7	<b>SWE - Sweden</b>				<b>4:11.89</b>	7.43 <b>Q</b>
			STENKVIST Henriette	0.61	31.32	1:04.92	1:04.92	
			ERIKSSON Jessica	0.14	32.55	1:10.27	2:15.19	
			LINDQVIST Josefin	0.35	27.79	1:00.78	3:15.97	
			LINDBORG Nathalie	0.13	26.65	55.92	4:11.89	
9	2	2	<b>FRA - France</b>				<b>4:12.23</b>	7.77
			CINI Mathilde	0.64	30.44	1:03.06	1:03.06	
			DOBRAL Coralie	0.46	33.44	1:10.86	2:13.92	
			DUMUR Armony	0.66	28.25	1:01.76	3:15.68	
			LETANG Maria Elena	-0.01	26.55	56.55	4:12.23	

Timing and Results provided by  **TISSOT**



**Heats**

Rank	Heat	Lane	Country / Name	R.T.	50m	100m	Time	Time Behind
10	2	1	<b>CHN - People's Republic Of China</b>				<b>4:17.13</b>	12.67
			ZHANG Wenjia	0.71	32.36	1:06.55	1:06.55	
			WANG Chang	0.35	33.06	1:11.34	2:17.89	
			GUO Fan	0.31	27.62	1:00.11	3:18.00	
			LAI Biru	0.45	27.80	59.13	4:17.13	
11	2	8	<b>NZL - New Zealand</b>				<b>4:18.09</b>	13.63
			GODFREY Kate	0.69	30.91	1:04.06	1:04.06	
			MCGILL Emily	0.20	35.13	1:15.38	2:19.44	
			QUILTER Laura	0.54	28.50	1:01.46	3:20.90	
			PALMER Hayley	0.33	27.22	57.19	4:18.09	
12	1	7	<b>HKG - Hong Kong, China</b>				<b>4:18.83</b>	14.37
			AU Hoi Shun Stephanie	0.62	30.93	1:04.29	1:04.29	
			KONG Yvette Man Yi	0.47	33.90	1:11.93	2:16.22	
			CHAN Kin Lok	0.66	30.03	1:05.36	3:21.58	
			CHENG Camille Lily Mei	0.29	27.33	57.25	4:18.83	
13	1	2	<b>ISR - Israel</b>				<b>4:20.34</b>	15.88
			SHAHAFF Dekel	0.62	32.85	1:09.03	1:09.03	
			BANACH Yuliya	0.15	33.30	1:11.68	2:20.71	
			SIEBNER Keren	0.29	28.48	1:00.64	3:21.35	
			MARKS Martina	0.38	28.46	58.99	4:20.34	
14	2	3	<b>TPE - Chinese Taipei</b>				<b>4:23.23</b>	18.77
			CHEN Ting	0.59	31.96	1:06.66	1:06.66	
			CHEN I-Chuan	0.49	34.08	1:13.87	2:20.53	
			CHENG Wan-Jung	0.57	29.54	1:03.70	3:24.23	
			YANG Chin-Kuei	0.43	27.80	59.00	4:23.23	
15	1	1	<b>MAC - Macau, China</b>				<b>4:40.72</b>	36.26
			KUAN Weng I	0.65	32.78	1:09.39	1:09.39	
			LEI On Kei	0.51	36.40	1:18.85	2:28.24	
			TAN Chi Yan	0.44	32.04	1:08.94	3:37.18	
			LOU Wai Sam	0.63	29.92	1:03.54	4:40.72	

**LEGEND**

Q Qualified for the next phase      R.T. Reaction time



## Results

Результаты

### EVENT NO. 39

	Record	Splits		Country (Relay)	Location	Date
<b>WR</b>	3:52.05	58.50	2:03.32	2:58.80	USA - United States	London (GBR) 4 AUG 2012
<b>UR</b>	3:59.15	1:01.59	2:08.40	3:05.92	CHN - China	Shenzhen (CHN) 18 AUG 2011

#### Heat 1 of 2

Rank	Lane	Country / Name	R.T.	50m	100m	Time	Time Behind
<b>1</b>	<b>5</b>	<b>CAN - Canada</b>				<b>4:07.23</b>	
		SOUICISSE Gabrielle	0.73	30.36	1:02.41	(4) 1:02.41	
		RISSLING Tianna Chantelle	0.09	31.42	1:09.05	(1) 2:11.46	
		HARRICHARAN Alisha Sabrina	0.53	27.90	1:00.38	(1) 3:11.84	
		LAPIERRE LEMIRE Caroline	0.18	26.33	55.39	(1) 4:07.23	
<b>2</b>	<b>4</b>	<b>AUS - Australia</b>				<b>4:07.41</b>	0.18
		WHITE Hayle	0.57	30.52	1:01.87	(1) 1:01.87	
		SCOTT Aisling	0.26	32.73	1:10.42	(3) 2:12.29	
		MEE Nicole	0.15	27.56	59.56	(2) 3:11.85	
		BARRATT Holly	0.41	26.40	55.56	(2) 4:07.41	
<b>3</b>	<b>3</b>	<b>JPN - Japan</b>				<b>4:07.47</b>	0.24
		KAMIMURA Marie	0.65	30.61	1:02.19	(3) 1:02.19	
		MOTEGI Mio	0.21	32.70	1:09.34	(2) 2:11.53	
		FUJITA Kona	0.12	27.69	1:00.37	(3) 3:11.90	
		SUMIYOSHI Mari	0.06	26.58	55.57	(3) 4:07.47	
<b>4</b>	<b>6</b>	<b>UKR - Ukraine</b>				<b>4:11.20</b>	3.97
		ZEVINA Daryna	0.60	30.03	1:01.96	(2) 1:01.96	
		DZERKAL Ganna	0.28	33.94	1:12.77	(4) 2:14.73	
		KOROL Lyubov	0.32	27.85	1:00.84	(4) 3:15.57	
		STEPANYUK Darya	0.57	26.65	55.63	(4) 4:11.20	
<b>5</b>	<b>7</b>	<b>HKG - Hong Kong, China</b>				<b>4:18.83</b>	11.60
		AU Hoi Shun Stephanie	0.62	30.93	1:04.29	(5) 1:04.29	
		KONG Yvette Man Yi	0.47	33.90	1:11.93	(5) 2:16.22	
		CHAN Kin Lok	0.66	30.03	1:05.36	(6) 3:21.58	
		CHENG Camille Lily Mei	0.29	27.33	57.25	(5) 4:18.83	
<b>6</b>	<b>2</b>	<b>ISR - Israel</b>				<b>4:20.34</b>	13.11
		SHAHAFF Dekel	0.62	32.85	1:09.03	(6) 1:09.03	
		BANACH Yuliya	0.15	33.30	1:11.68	(6) 2:20.71	
		SIEBNER Keren	0.29	28.48	1:00.64	(5) 3:21.35	
		MARKS Martina	0.38	28.46	58.99	(6) 4:20.34	
<b>7</b>	<b>1</b>	<b>MAC - Macau, China</b>				<b>4:40.72</b>	33.49
		KUAN Weng I	0.65	32.78	1:09.39	(7) 1:09.39	
		LEI On Kei	0.51	36.40	1:18.85	(7) 2:28.24	
		TAN Chi Yan	0.44	32.04	1:08.94	(7) 3:37.18	
		LOU Wai Sam	0.63	29.92	1:03.54	(7) 4:40.72	

#### LEGEND

R.T. Reaction time

Timing and Results provided by  **TISSOT**



## Results

Результаты

### EVENT NO. 39


	Record	Splits		Country (Relay)		Location	Date
<b>WR</b>	3:52.05	58.50	2:03.32	2:58.80	USA - United States	London (GBR)	4 AUG 2012
<b>UR</b>	3:59.15	1:01.59	2:08.40	3:05.92	CHN - China	Shenzhen (CHN)	18 AUG 2011

#### Heat 2 of 2

Rank	Lane	Country / Name	R.T.	50m	100m	Time	Time Behind
1	5	<b>RUS - Russian Federation</b>				<b>4:04.46</b>	
		GROMOVA Maria	0.72	29.96	1:01.36	(1) 1:01.36	
		NOVIKOVA Irina	0.47	32.48	1:08.87	(1) 2:10.23	
		TSVETKOVA Darya	0.23	26.66	59.45	(1) 3:09.68	
2	4	<b>USA - United States Of America</b>				<b>4:06.51</b>	2.05
		NESTEROVA Margarita	0.24	26.04	54.78	(1) 4:04.46	
		STEWART Kendyl	0.72	29.83	1:01.96	(2) 1:01.96	
		MCCLELLAN Emily	0.26	32.26	1:09.40	(2) 2:11.36	
3	6	<b>ITA - Italy</b>				<b>4:08.29</b>	3.83
		TRAN Cindy	0.21	27.31	1:00.47	(2) 3:11.83	
		MUREZ Andrea	0.31	26.02	54.68	(2) 4:06.51	
		GEMO Elena	0.81	30.54	1:02.74	(3) 1:02.74	
4	7	<b>SWE - Sweden</b>				<b>4:11.89</b>	7.43
		DI LIDDO Elena	0.36	32.74	1:09.97	(3) 2:12.71	
		LETRARI Laura	0.46	26.43	55.93	(3) 4:08.29	
		STENKVIST Henriette	0.61	31.32	1:04.92	(6) 1:04.92	
5	2	<b>FRA - France</b>				<b>4:12.23</b>	7.77
		ERIKSSON Jessica	0.14	32.55	1:10.27	(5) 2:15.19	
		LINDQVIST Josefin	0.35	27.79	1:00.78	(5) 3:15.97	
		LINDBORG Nathalie	0.13	26.65	55.92	(4) 4:11.89	
6	1	<b>CHN - People's Republic Of China</b>				<b>4:17.13</b>	12.67
		LETANG Maria Elena	-0.01	26.55	56.55	(5) 4:12.23	
		ZHANG Wenjia	0.71	32.36	1:06.55	(7) 1:06.55	
		WANG Chang	0.35	33.06	1:11.34	(6) 2:17.89	
7	8	<b>NZL - New Zealand</b>				<b>4:18.09</b>	13.63
		GUO Fan	0.31	27.62	1:00.11	(6) 3:18.00	
		LAI Biru	0.45	27.80	59.13	(6) 4:17.13	
		GODFREY Kate	0.69	30.91	1:04.06	(5) 1:04.06	
8	3	<b>TPE - Chinese Taipei</b>				<b>4:23.23</b>	18.77
		MCGILL Emily	0.20	35.13	1:15.38	(7) 2:19.44	
		QUILTER Laura	0.54	28.50	1:01.46	(7) 3:20.90	
		PALMER Hayley	0.33	27.22	57.19	(7) 4:18.09	
		<b>CHEN Ting</b>	0.59	31.96	1:06.66	(8) 1:06.66	
		<b>CHEN I-Chuan</b>	0.49	34.08	1:13.87	(8) 2:20.53	
		<b>CHENG Wan-Jung</b>	0.57	29.54	1:03.70	(8) 3:24.23	
		<b>YANG Chin-Kuei</b>	0.43	27.80	59.00	(8) 4:23.23	

#### LEGEND

R.T. Reaction time

Timing and Results provided by  **TISSOT**





# Result Book

27th Summer Universiade in Kazan 2013



## Swimming

Women's 4 x 100m Medley Relay Final





## Start List

Стартовый список

EVENT NO. 39

	Record	Splits			Country (Relay)	Location	Date
<b>WR</b>	3:52.05	58.50	2:03.32	2:58.80	USA - United States	London (GBR)	4 AUG 2012
<b>UR</b>	3:59.15	1:01.59	2:08.40	3:05.92	CHN - China	Shenzhen (CHN)	18 AUG 2011

### Final


Lane	Country	Name	Year of Birth	Qualifying Time	Time	Rank
1	UKR - Ukraine	STEPANYUK Darya	1990	4:11.20		
		LIVER Mariia	1990			
		KOROL Lyubov	1989			
		DZERKAL Ganna	1987			
2	JPN - Japan	MORONUKI Emi	1992	4:07.47		
		MOTEGI Mio	1994			
		KOBAYASHI Nao	1993			
		SUMIYOSHI Mari	1993			
3	CAN - Canada	SNODGRASS Brooklynn	1994	4:07.23		
		VAN BEILEN Tera Colleen	1993			
		SAVARD Katerine	1993			
		MAINVILLE Sandrine	1992			
4	RUS - Russian Federation	ZUEVA Anastasia	1990	4:04.46		
		EFIMOVA Iulia	1992			
		POPOVA Veronika	1991			
		ANDREEVA Viktoriya	1992			
5	USA - United States Of America	TRAN Cindy	1992	4:06.51		
		SOGAR Laura	1991			
		FLOYD Kelsey	1991			
		ROMANO Megan	1991			
6	AUS - Australia	WILSON Madison	1994	4:07.41		
		SCOTT Aisling	1992			
		MEE Nicole	1992			
		MITCHELL Melissa	1987			
7	ITA - Italy	GEMO Elena	1987	4:08.29		
		DE ASCENTIS Giulia	1993			
		DI LIDDO Elena	1993			
		FERRAIOLI Erika	1986			
8	SWE - Sweden	STENKVIST Henriette	1994	4:11.89		
		ERIKSSON Jessica	1993			
		LINDQVIST Josefin	1993			
		LINDBORG Nathalie	1991			

### Reserves

Lane	Country	Qualifying Time	Time	Rank
	FRA - France	4:12.23		
	CHN - People's Republic Of China	4:17.13		

### LEGEND

**UR** Universiade record      **WR** World record

Timing and Results provided by  **TISSOT**



## Results

Результаты

### EVENT NO. 39

	Record	Splits		Country (Relay)		Location	Date
<b>WR</b>	3:52.05	58.50	2:03.32	2:58.80	USA - United States	London (GBR)	4 AUG 2012
<b>UR</b>	3:59.15	1:01.59	2:08.40	3:05.92	CHN - China	Shenzhen (CHN)	18 AUG 2011

### Final

Rank	Lane	Country / Name	R.T.	50m	100m	Time	Time Behind
<b>1</b>	<b>4</b>	<b>RUS - Russian Federation</b>				<b>3:58.04</b>	UR
		ZUEVA Anastasia	0.72	29.39	59.88	(1) 59.88	
		EFIMOVA Iulia	0.32	30.08	1:05.51	(1) 2:05.39	
		POPOVA Veronika	0.23	26.86	58.29	(1) 3:03.68	
		ANDREEVA Viktoriya	0.31	25.73	54.36	(1) 3:58.04	
<b>2</b>	<b>7</b>	<b>ITA - Italy</b>				<b>4:02.61</b>	4.57
		GEMO Elena	0.74	30.16	1:01.86	(4) 1:01.86	
		DE ASCENTIS Giulia	0.11	31.82	1:08.01	(3) 2:09.87	
		DI LIDDO Elena	0.34	27.12	58.26	(2) 3:08.13	
		FERRAIOLI Erika	0.09	26.07	54.48	(2) 4:02.61	
<b>3</b>	<b>5</b>	<b>USA - United States Of America</b>				<b>4:02.71</b>	4.67
		TRAN Cindy	0.60	29.41	1:02.07	(6) 1:02.07	
		SOGAR Laura	0.23	31.32	1:07.75	(2) 2:09.82	
		FLOYD Kelsey	0.34	27.37	59.56	(5) 3:09.38	
		ROMANO Megan	0.20	25.86	53.33	(3) 4:02.71	
<b>4</b>	<b>3</b>	<b>CAN - Canada</b>				<b>4:03.44</b>	5.40
		SNODGRASS Brooklynn	0.75	29.83	1:02.02	(5) 1:02.02	
		VAN BEILEN Tera Colleen	0.36	31.71	1:08.71	(6) 2:10.73	
		SAVARD Katerine	0.24	26.38	58.14	(3) 3:08.87	
		MAINVILLE Sandrine	0.18	25.92	54.57	(4) 4:03.44	
<b>5</b>	<b>6</b>	<b>AUS - Australia</b>				<b>4:03.65</b>	5.61
		WILSON Madison	0.61	29.33	1:00.50	(2) 1:00.50	
		SCOTT Aisling	0.22	32.39	1:09.95	(5) 2:10.45	
		MEE Nicole	0.11	26.94	58.59	(4) 3:09.04	
		MITCHELL Melissa	0.18	25.79	54.61	(5) 4:03.65	
<b>6</b>	<b>2</b>	<b>JPN - Japan</b>				<b>4:04.43</b>	6.39
		MORONUKI Emi	0.57	29.97	1:01.61	(3) 1:01.61	
		MOTEGI Mio	0.18	32.33	1:08.68	(4) 2:10.29	
		KOBAYASHI Nao	0.29	27.84	59.10	(6) 3:09.39	
		SUMIYOSHI Mari	0.34	26.10	55.04	(6) 4:04.43	
<b>7</b>	<b>1</b>	<b>UKR - Ukraine</b>				<b>4:10.34</b>	12.30
		STEPANYUK Darya	0.66	30.83	1:04.39	(8) 1:04.39	
		LIVER Mariia	0.34	31.78	1:08.84	(7) 2:13.23	
		KOROL Lyubov	0.19	27.49	1:00.09	(7) 3:13.32	
		DZERKAL Ganna	0.46	26.87	57.02	(7) 4:10.34	
<b>8</b>	<b>8</b>	<b>SWE - Sweden</b>				<b>4:10.92</b>	12.88
		STENKVIST Henriette	0.64	30.75	1:03.68	(7) 1:03.68	
		ERIKSSON Jessica	0.26	32.43	1:09.78	(8) 2:13.46	
		LINDQVIST Josefin	0.16	27.55	1:01.06	(8) 3:14.52	
		LINDBORG Nathalie	-0.02	26.87	56.40	(8) 4:10.92	

#### LEGEND

R.T. Reaction time      UR Universiade record

Timing and Results provided by  TISSOT





# Result Book

27th Summer Universiade in Kazan 2013



## Swimming

Women's Open Water 10km





## Entry List by Event

Список заявок по дисциплинам

As Of 16 Jul 2013

Number of Swimmers: 17

Country Code	Ctry	Name	Year of Birth
AUS	Australia	CUTTING Leah WALKER Jessica	1992 1989
BRA	Brazil	LORSCHUITTER Betina	1990
CAN	Canada	DUSABLON Jade MAITLAND Heather	1994 1989
COL	Colombia	JARAMILLO Paola Andrea	1992
CRO	Croatia	SITIC Karla	1992
CZE	Czech Republic	RYBAROVA Silvie	1985
HKG	Hong Kong	TANG Wing Yung Natasha Terri	1992
ITA	Italy	PONSELE Aurora	1992
MEX	Mexico	RUEDA CAMPOS Lizeth VILLASENOR REYES Melissa	1994 1994
NZL	New Zealand	WEBBY Charlotte	1988
RUS	Russia	BORODINA Angelina PETRENKO Sofia	1994 1991
USA	United States	BRUNEMANN Emily TWICHELL Ashley	1986 1989



## Medallists

Медалисты

Medal	Name	Country
GOLD	TWICHELL Ashley	USA - United States
SILVER	PONSELE Aurora	ITA - Italy
BRONZE	SITIC Karla	CRO - Croatia





# Result Book

27th Summer Universiade in Kazan 2013



## Swimming

Women's Open Water 10km Final





## Start List

Стартовый список

Wed 17 Jul 2013 START TIME 09:15

Bib Number	Name	Country Code	Date of Birth	Time	Rank
101	PONSELE Aurora	ITA	4 APR 1992		
102	RUEDA CAMPOS Lizeth	MEX	7 MAR 1994		
103	BORODINA Angelina	RUS	4 JUL 1994		
104	RYBAROVA Silvie	CZE	24 AUG 1985		
105	JARAMILLO Paola Andrea	COL	27 OCT 1992		
106	LORSCHUITTER Betina	BRA	10 JUN 1990		
107	SITIC Karla	CRO	6 MAY 1992		
108	CUTTING Leah	AUS	14 MAR 1992		
109	TWICHELL Ashley	USA	16 JUN 1989		
110	VILLASENOR REYES Melissa	MEX	24 JUN 1994		
111	WEBBY Charlotte	NZL	18 JUL 1988		
112	MAITLAND Heather	CAN	15 NOV 1989		
113	TANG Wing Yung Natasha Terri	HKG	23 AUG 1992		
114	WALKER Jessica	AUS	9 DEC 1989		
115	PETRENKO Sofia	RUS	12 MAR 1991		
116	BRUNEMANN Emily	USA	19 SEP 1986		
117	DUSABLON Jade	CAN	15 JAN 1994		



## Results

### Результаты

Rank	Bib Number	Name	Country Code	Time	Time Behind	Points
1	109	TWICHELL Ashley	USA	2:05:00.9		
2	101	PONSELE Aurora	ITA	2:05:31.9	31.0	
3	107	SITIC Karla	CRO	2:05:32.1	31.2	
4	116	BRUNEMANN Emily	USA	2:05:32.8	31.9	
5	114	WALKER Jessica	AUS	2:05:34.4	33.5	
6	103	BORODINA Angelina	RUS	2:06:52.1	1:51.2	
7	104	RYBAROVA Silvie	CZE	2:06:53.1	1:52.2	
8	117	DUSABLON Jade	CAN	2:06:53.8	1:52.9	
9	115	PETRENKO Sofia	RUS	2:08:30.5	3:29.6	
10	108	CUTTING Leah	AUS	2:08:52.9	3:52.0	
11	102	RUEDA CAMPOS Lizeth	MEX	2:09:31.5	4:30.6	
12	111	WEBBY Charlotte	NZL	2:11:52.1	6:51.2	
13	106	LORSCHAITTER Betina	BRA	2:13:29.4	8:28.5	
14	112	MAITLAND Heather	CAN	2:14:48.1	9:47.2	
15	110	VILLASENOR REYES Melissa	MEX	2:14:51.3	9:50.4	
16	113	TANG Wing Yung Natasha Terri	HKG	2:17:43.0	12:42.1	
	105	JARAMILLO Paola Andrea	COL	DNF		

**Legend:**

**DNF** Did Not Finish

**DNS** Did Not Start

**DSQ** Disqualified

**OTL** Out of Time Limit



**Official Communication**  
Официальное сообщение

**Disqualification overturned because of an administrative error**

Item: 1

**Results change**

**Summary:**

Disqualification of the athlete SHARPE David Christopher (CAN) overturned because of an administrative error. Athlete KORZENIOWSKI Pawel (POL) will move to the 17th position as the first alternate.

Issued by: FISU  
Time: 11:00  
Date: 2013/07/12

This decision affects: RESULTS   
SCHEDULE   
OTHER