

## Atlantic Coast Conference Office

4512 Weybridge Lane, Greensboro, N.C. 27407

Phone.....336/851-6062  
 Communications Fax.....336/854-8797

### ACC Communications Staff

Amy Yakola.....Senior Associate Commissioner  
 Chief of External Affairs  
 Brian Morrison.....Associate Commissioner  
 Basketball Communications  
 Mike Finn.....Associate Commissioner  
 Football Communications  
 Steve Phillips.....Associate Director, Communications  
 Amy Ufnowski.....Associate Director, Communications  
 George Lane.....Assistant Director, Communications  
 Marianne Schroer.....Communications & Public Relations Coordinator  
 Jonathan Coe.....Intern

### ACC Office Staff

#### Commissioner

John Swofford

#### Executive Assistant to the Commissioner

Cecelia DiAmico

#### Senior Associate Commissioners

Jeff Elliott, Finance and Administration

#### Commissioner

John Swofford

#### Executive Assistant to the Commissioner

Cecelia DiAmico

#### Senior Associate Commissioners

Amy Yakola, Chief of External Affairs  
 Brad Hostetter, Chief of Internal Affairs  
 Jeff Elliott, Chief Financial Officer  
 Michael Strickland, Football  
 Paul Brazeau, Men's Basketball  
 Nora Lynn Finch, Women's Basketball  
 Kris W. Pierce, Championships & Senior Woman Administrator  
 Tim Lynde, Brand Marketing

#### Associate Commissioners

Brian Morrison, Basketball Communications  
 Mike Finn, Football Communications  
 W. Scott McBurney, Advanced Media

#### Assistant Commissioners

Matt Burgemeister, Compliance & Governance  
 Lee Butler, Men's Basketball Operations  
 Brandon Neff, Championships  
 Ben Tario, Football, Multimedia and Legal Affairs

#### Coordinator of Officials

John Clougherty, Men's Basketball  
 Charlene Curtis, Women's Basketball  
 Doug Rhoads, Football

#### Directors

Shamaree Brown, Student-Athlete Programs & Compliance  
 Kelly Campbell, Compliance  
 Alyssa Francona, Football Operations & Event Management  
 Brad Hecker, Women's Basketball Operations  
 Lynne Herndon, Business Operations  
 Donald Moore, Championships  
 Christina L. Tracey, Information Systems  
 Kara Tyree, Men's Basketball Operations

#### Associate Directors

Steve Phillips, Communications  
 Amy Ufnowski, Communications  
 Steve "Slim" Vollinger, Advanced Media

#### Assistant Directors

Ashley Champigny, Championships  
 Alyssa Duke, Women's Basketball Operations  
 George Lane, Communications  
 Ken Marra, Marketing  
 Marianne Schroer, External Affairs

#### Website Coordinator

Heather Hirschman

#### Graphic Designer

Martha Schwab

#### Coordinators

Susan Anthony, Administration and Administration  
 Jennie Barrett, Championships  
 T.C. Gammons, Operations  
 Tracey Haith, Student-Athlete Programs, Compliance & Governance, Human Resources  
 Emily Watkins, Office Coordinator/Desktop Publishing

#### Assistant Coordinator

Eden Cassidy, Men's Basketball Operations & Officiating

#### Interns

Jonathan Coe, Communications and Public Relations  
 Abby Mergenmeier, Advanced Media  
 Jenna Smoot, Website  
 Hannah Wilson, Championships  
 Christine Wixted, Brand Marketing

## ACC Coaches Teleconference

The ACC head basketball coaches will be featured on nine Monday teleconferences during the 2014-15 season. The season's first teleconference will take place on Monday, January 5, 2015, and continue through Monday, March 2. Each coach will have 10 minutes to make an opening statement and answer questions. There will be an instant replay of each teleconference on the Conference's internet site, theACC.com each Monday afternoon. The coaches that have a Monday night game will not take part on that day's teleconference. The ACC Office will send out each week's order of coaches prior to each teleconference.

### Media Phone Number Available on Request

## theACC.com/media

The Atlantic Coast Conference's official website - **theACC.com** - is the source for complete ACC basketball information. The media section of the website (**theACC.com/media**) is dedicated to specific needs of the media, including downloads of ACC school logos, headshots of players and coaches from select sports. You will need an individual account to access the site.

## ACC Advanced Media

Broadcast media outlets will be able to access ACC highlights and press conference excerpts via the **ACC Video Clip Service (AVCS)** throughout the entire 2014-15 sports calendar. This video content will only be available for download in digital files that can be accessed on the AVCS.

To register for this service please contact Scott McBurney, Associate Commissioner/ACC Advanced Media (smcburney@theacc.org) or call 336-369-4646.

## ACC School Websites

Each of the league's 15 member institutions place much of their information released to the media on their websites. Their websites are listed below:

- Boston College** ..... www.bceagles.com
- Clemson** ..... www.clemsontigers.com
- Duke** ..... www.GoDuke.com
- Florida State**..... www.seminoles.com
- Georgia Tech**..... www.ramblinwreck.com
- Louisville**..... www.gocards.com
- Miami**..... www.hurricanesports.com
- North Carolina**..... www.GoHeels.com
- NC State**..... www.gopack.com
- Notre Dame**..... www.und.com
- Pittsburgh**..... www.pittsburghpanthers.com
- Syracuse**..... www.cuse.com
- Virginia**..... www.virginiasports.com
- Virginia Tech**..... www.hokiesports.com
- Wake Forest**..... www.wakeforestsports.com

## Table of Contents

ACC Communications Services	1
John Swofford, ACC Commissioner	2
ACC "A Tradition of Excellence"	3-5
2014-15 ACC Season Preview	6-9
The 2014-15 ACC Schedule	10-11
ACC/Big Ten Challenge	12
2013-14 In Review	13-21
The ACC Tournament	22-24
ACC Homecourts	25
ACC Coaching Records	26
The NCAA Tournament	27-28
Team Pages	29-88
Conference Champions	89
Year by Year	90
Yearly Summaries 1954 & 1955	91
Yearly Summaries 1956 & 1957	92
Yearly Summaries 1958 & 1959	93
Yearly Summaries 1960 & 1961	94
Yearly Summaries 1962 & 1963	95
Yearly Summaries 1964 & 1965	96
Yearly Summaries 1966 & 1967	97
Yearly Summaries 1968 & 1969	98
Yearly Summaries 1970 & 1971	99
Yearly Summaries 1972 & 1973	100
Yearly Summaries 1974 & 1975	101
Yearly Summaries 1976 & 1977	102
Yearly Summaries 1978 & 1979	103
Yearly Summaries 1980 & 1981	104
Yearly Summaries 1982 & 1983	105
Yearly Summaries 1984 & 1985	106
Yearly Summaries 1986 & 1987	107
Yearly Summaries 1988 & 1989	108
Yearly Summaries 1990 & 1991	109
Yearly Summaries 1992 & 1993	110
Yearly Summaries 1994 & 1995	111
Yearly Summaries 1996 & 1997	112
Yearly Summaries 1998 & 1999	113
Yearly Summaries 2000 & 2001	114
Yearly Summaries 2002 & 2003	115
Yearly Summaries 2004 & 2005	116
Yearly Summaries 2006 & 2007	117
Yearly Summaries 2008 & 2009	118
Yearly Summaries 2010 & 2011	119
Yearly Summaries 2012 & 2013	120
Yearly Summaries 2014	121
Coaching Records	122
Post-Season Honors	123
First-Team All-ACC by School	124
All-Freshmen & All-Defensive Teams	125
Coaches' Post-Season Honors	126
All-Americans	127-130
All-Academic Teams	131
Players of the Week	132-133
NBA Draft Notes	134
NBA Draft by Year	135-136
NBA Draft by School	137-139
Players in the Pros	140-146
NBA Honors & Leaders	147
Individual & Team Records	148-151
Individual Single Game Bests	152-153
Triple Doubles & ACC Player of Year	154
Career Statistical Leaders	155-158
Double-Doubles Leaders	159
Annual Individual Leaders	160-162
Annual Team Leaders	163-165
Single Season Individual Records	166
Freshmen Records	167-169
Player Career Statistics	170-197
ACC & the NCAA Tournament	198-210
ACC in the NIT	211-212

**Volume VXII, No. 2**, published by the Office of the Commissioner of the Atlantic Coast Conference. Additional information is available, upon request, to accredited members of the media.

Edited by Brian Morrison with assistance from Emily Watkins, Steve Phillips and Jonathan Coe. Special thanks to Al Featherston, Barry Jacobs, Ron Morris, Michael O'Hara and John Prouty.





John Swofford enters his 18th year as Atlantic Coast Conference Commissioner having made a dramatic impact on the ACC and college athletics. The longest-tenured commissioner and only the fourth in league history, Swofford has built his career on the appropriate balance of academics, athletic achievement and integrity while earning recognition as one of the top administrators in the NCAA. In addition to overseeing one of the nation's largest athletic conferences, Swofford has been pivotal in positioning the ACC for the future.

## Vision

- Spearheaded by Swofford and the leadership of its institutions, the Atlantic Coast Conference Council of Presidents announced on April 22, 2013, that each of its current and future 15 members had signed a grant of media rights. In addition to highlighting the solidarity and commitment of the ACC membership, the move further secured the league's future and its position as one of the nation's premier conferences.
- During his tenure, Swofford has directed the league from a nine to 15 member conference that now spans the entire Eastern Seaboard and beyond with a geographic area that boasts the highest population and the most households of any conference nationally. The past decade has seen the ACC expand and grow stronger with the addition of seven of the nation's most prestigious universities.

- On September 12, 2012, on behalf of the league's member institutions and the ACC Council of Presidents, Swofford introduced Notre Dame as a member of the ACC. The Fighting Irish officially joined the ACC on July 1, 2013, along with Pittsburgh and Syracuse. Notre Dame competes as a full member in all conference sponsored sports with the exception of football, which will play five games annually against league programs.

- On November 28, 2012, on behalf of the league's member institutions and the ACC Council of Presidents, Swofford introduced the University of Louisville as the newest member of the ACC. Louisville, with its aggressive approach to excellence in every respect, officially joined the ACC on July 1, 2014, and will help position the league to compete at the highest level of all facets of the collegiate experience.

- On September 18, 2011, on behalf of the league's member institutions and the ACC Council of Presidents, Swofford introduced the University of Pittsburgh and Syracuse University as the newest members of the ACC. The additions, which became official on July 1, 2013, further strengthen the league's rich tradition of balancing academics and athletics while also enhancing the ACC's reach into the states of New York and Pennsylvania.

- In 2003, on behalf of the league's member institutions and the ACC Council of Presidents, Swofford led the conference through an expansion period that saw Miami and Virginia Tech officially join for the 2004-05 academic year, and Boston College a year later. In becoming a 12-member league, Swofford helped bring the ACC extended and enhanced exposure across television and national radio packages and strongly positioned it for the future.

All of these additions further bolstered the ACC as a vibrant and competitive league dedicated to ensuring the appropriate balance of academics, athletics and integrity.

• During the summer of 2012, Swofford was instrumental in shaping the new postseason format for college football. As a part of the new format, the ACC and Orange Bowl Committee announced a 12-year agreement that annually features the ACC Champion in the Orange Bowl, to be played on New Year's Day at 1:00 pm beginning after the 2014 season.

• In May of 2012, Swofford's leadership and negotiating skills helped the conference extend its exclusive, multi-platform agreement with ESPN. The agreement runs through 2026-27 and features a substantial increase in value and exposure. This enhanced television package began with the 2012-13 academic year and reached new heights financially for the leagues member institutions. ACC content will now be televised more than at any point in league history, both regionally and nationally, while also best positioning the conference within the continuous, ever-changing world of technology.

• The ACC showcased its inaugural Dr Pepper ACC Football Championship Game, matching the winners of the Atlantic and Coastal Divisions, in 2005 to a sellout crowd. Now entering its 10th year, the game is set to be played at Charlotte's Bank of America Stadium through 2019. The game has been extremely successful from a fan experience and attendance standpoint, averaging nearly 70,000 fans per contest (69,632). That includes sellout crowds in both 2010 and 2011 and an ACC Football Championship record crowd of 73,675 in 2011. Over the last four years, the ACC ranks second among all conferences in total attendance at its football championship games.

• From a football postseason bowl perspective, the league will be represented as one of the Power 5 conferences in the new College Football Playoff. The ACC and Orange Bowl Committee continue their relationship as part of the new system and the league announced additional relationships with the Capital One Bowl and the Russell Athletic Bowl in Orlando, the Belk Bowl in Charlotte, the Hyundai Sun Bowl in El Paso, the New Era Pinstripe Bowl in New York, the TaxSlayer.com Gator Bowl in Jacksonville, the Franklin American Music City Bowl in Nashville, the Military Bowl, the Independence Bowl and the Detroit Bowl. Overall, the future lineup provides more postseason opportunities, flexibility, improved financials, marquee matchups and attractive destinations.

• Under Swofford's tenure, the prestigious ACC Men's Basketball Tournament has traveled to many dynamic cities within the footprint of the league including Atlanta, Ga., Washington D.C. and Tampa, Fla., in addition to the traditional stops in Greensboro and Charlotte. The 2001 ACC Tournament in Atlanta set NCAA attendance records for single session (40,083), per session average (36,505) and total attendance (182,525). Recent months have seen the league reach an historic agreement with Barclays Center in Brooklyn, N.Y., to showcase the tournament to the New York City area for the first time in 2017 and again in 2018. The ACC Tournament will also return to Washington, D.C., in 2016, as well as Charlotte in 2019 and Greensboro in 2020.

• Swofford's efforts were recognized in May of 2014 by the Sports Business Journal, which recognized the Atlantic Coast Conference as a finalist for its Sports League of the Year Award.

• In the sport of basketball, Swofford was instrumental in creating the ACC/Big Ten Challenge that began in men's basketball in 1999. In 2007, the two conferences also began hosting the inaugural ACC/Big Ten Women's Basketball Challenge.

• In his first year as Commissioner, Swofford placed an added emphasis on the development of women's basketball in the ACC with the hiring of an Associate Commissioner for Women's Basketball to oversee all aspects of the sport on both a conference and national level. As the Athletics Director at North Carolina, Swofford also hired the first African American head coach in the ACC in 1981.

## Student-Athlete Welfare & Outreach

• A long-time advocate of the importance of academics and student-athlete welfare, Swofford stimulated the formation of the league's first-ever ACC Student-Athlete Advisory Committee. This group of current ACC student-athletes gives the conference direct feedback on their experiences competing at the highest level of college athletics.

• Swofford was instrumental in the enhancement of the league's ACC Postgraduate Scholarship Awards program by ensuring that additional scholarship dollars are distributed to more student-athletes than at any point in the league's history.

• The long-time partnership between the ACC and United Way has flourished under Swofford's leadership. His commitment to public service and volunteerism across the member institutions has been highlighted through the league's Public Service Announcements. Across the collegiate landscape, the relationship with United Way is unique to the ACC and its member institutions.

• Under Swofford's direction, the ACC launched a "Community Connections" outreach program which sponsored educational and mentoring activities along with donating books to the communities in which the league holds its conference championships. The initiative was created in 2010-11 to teach life lessons to elementary and middle school students by the ACC's student-athletes visiting local schools to discuss topics such as the importance of healthy living and sportsmanship.

## Athletic Excellence

• During Swofford's first 17 years as Commissioner, ACC teams won 67 national team titles and 2,014 ACC teams participated in various NCAA championships - an average of over 118 conference teams per year.

• In football, the ACC is coming off a 2013 season that saw Florida State claim the national title and Clemson capture the Orange Bowl, making the ACC the only conference to finish the BCS era with three consecutive BCS postseason wins. At least six ACC teams have earned bowl bids in each of the last seven seasons, including an NCAA-record 11 teams in 2013. The conference broke its own record set in 2008, when 10 of the ACC's then-12 teams (83 percent) participated in bowl play.

• During his tenure, the ACC has won five NCAA Men's Basketball titles, more than any other conference. In addition, the league was represented by three of its women's basketball programs in the 2006 NCAA Women's Basketball Final Four. In that same year, it was an all-ACC final as the conference claimed its second NCAA Women's Basketball National title.

• A native of North Wilkesboro, N.C., Swofford was a Morehead Scholar at the University of North Carolina. He played on UNC's 1971 ACC Football Championship team and was a member of the ACC Academic Honor Roll. He received his Masters of Education in Athletic Administration from Ohio University and then began his career at the University of Virginia in 1973. He returned to his alma mater in 1976 and became the school's athletic director on May 1, 1980. At the age of 31, he was the youngest major college Athletics Director in the nation at the time and served as its Director of Athletics from 1980-1997. UNC's athletic program led the league in both ACC and NCAA Championships during Swofford's tenure as Athletic Director.

John and his wife Nora reside in Greensboro, N.C., and together they have three children: Amie, Chad and Autumn, who is married to Sherman Wooden. Autumn and Sherman have two daughters: Maya and Lyla.

## John D. Swofford, Commissioner

### Personal Information

Full Name: John Douglas Swofford  
Hometown: North Wilkesboro, N.C.  
Wife: Nora Swofford  
Children: Amie, Chad, Autumn (husband Sherman Wooden)  
Grandchildren: Maya, Lyla

### Education

High School: Wilkes Central High School, 1967  
North Wilkesboro, N.C.  
College: University of North Carolina, 1971  
Morehead Scholarship Recipient  
BA in Industrial Relations  
Graduate: Ohio University, 1973  
MEd. in Athletics Administration

### Playing Experience

1965-67 Wilkes Central High School  
Two-time All-State quarterback  
Three-sport MVP  
1969-71 North Carolina football team, 1967-71  
quarterback and defensive back  
Peach Bowl, 1970; Gator Bowl, 1971  
ACC Champions, 1971  
ACC Academic Honor Roll, 1970-71

### Athletic Administration Experience

1973-76 Ticket Manager/Assistant to the Director of Athletic Facilities and Finance  
University of Virginia  
1976-79 Assistant Athletics Director and Business Manager  
University of North Carolina  
1979-80 Assist. Executive Vice-President of the Educational Foundation  
University of North Carolina  
1980-97 Director of Athletics  
University of North Carolina  
Commissioner  
Atlantic Coast Conference

### Membership on Boards and Committees

- Sports Business Journal's Sports Business Awards Committee, 2011-present
- National Sportscasters and Sportswriters Association Honorary Board, 2009-present
- North Carolina Sports Hall of Fame Advisory Board, 2008-present
- Wyndham Championship Board of Directors, 2002-present
- NCAA Men's College Basketball Officiating, LLC Board, 2010-2012
- College Football Officiating, LLC Board of Managers, 2008-2012
- National Letter of Intent Appeals Committee, 2002-2012
- BCS Coordinator, 2000-01, 2008-09
- IA Collegiate Commissioner's Association (Chair), 2005-07
- NCAA Football Board of Directors (President), 2004-05
- NCAA Executive Committee, 1995-97
- NCAA Division I Championship Committee (Chair), 1995-97
- NCAA Special Committee to Study a Division I-A Football Championship, 1994-95
- President of NACDA, 1993-94
- NCAA Special Events Committee, 1987-91
- NCAA Communications Committee (Chair), 1987-89
- NCAA Football Television Committee 1982-86 (Chair), 1984-86

### Honors and Awards

- Corbett Award, 2011 (presented annually by NACDA as the highest honor one can achieve in collegiate athletics administration)
- Achievement in Business Award, 2011 (presented annually by Ohio University's College of Business)
- Father of the Year, 2011 (recognized by the Greater Greensboro Area Father's Day Council)
- North Carolina Sports Hall of Fame, 2009
- Homer Rice Award, 2005 (presented by the Division 1A Athletic Directors' Association)
- Horizon Award, 2004 (presented by the Atlanta Sports Council recognizing the National Sports Business Executive of the Year)
- Chick-fil-A Bowl Hall of Fame, 2003
- Fifth most influential person in U.S. sports by the Sporting News, 2003
- Outstanding American Award for the Triangle Chapter of the College Football Hall of Fame, 2002
- North Carolina High School Athletic Association's Hall of Fame, 2002
- Ohio University's Charles R. Higgins Distinguished Alumnus



## The Tradition of Excellence

Consistency. It is the mark of true excellence in any endeavor.

However, in today's intercollegiate athletics, competition has become so balanced and so competitive that it is virtually impossible to maintain a high level of consistency.

Yet the Atlantic Coast Conference has defied the odds. Now in its 62nd year of competition, the ACC has long enjoyed the reputation as one of the strongest and most competitive intercollegiate conferences in the nation. And that is not mere conjecture, the numbers support it.

Since the league's inception in 1953, ACC schools have captured 136 national championships, including 71 in women's competition and 65 in men's. In addition, NCAA individual titles have gone to ACC student-athletes 156 times in men's competition and 107 times in women's action.

If success is best measured in terms of wins and losses, then the ACC is unrivaled in NCAA basketball annals. Six of the last 14 NCAA Basketball Championships have been won by teams currently competing in the ACC.

No conference has compiled a better NCAA Tournament record than the ACC. Since the inaugural tournament in 1939, league teams have posted an NCAA Tournament-best mark of 376-198 for a sterling .655 winning percentage against the nation's toughest competition.

Since 1985, the ACC has produced 24 Final Four teams, an average of almost one per year and three more than any other conference. The ACC has had at least one team in the Final Four in 19 of the last 26 years.

Since the NCAA Tournament expanded to 64 teams in 1985, ACC teams have compiled a 277-145 (.656) record, including 74 Sweet 16 appearances and 24 Final Four berths - all NCAA Tournament bests. Since 1985, 75 of the 152 ACC teams receiving NCAA berths have won at least two NCAA Tournament games.

Teams currently in the ACC have combined to win 15 NCAA National Championships. North Carolina leads all league schools with five NCAA titles to its credit. Duke is next with four, followed by Louisville with three, NC State with two and Syracuse one.

The Tar Heels claimed NCAA titles in 1957, 1982, 1993, 2005 and 2009, while the Blue Devils won their fourth title in 2010, following earlier championships in 2001, 1992 and 1991. The Cardinals' three titles came in 2013, 1986 and 1980.

The Wolfpack walked away with the coveted crown in 1974 and 1983 while the Orange claimed their national championship in 2003.

The ACC has posted 10 or more NCAA Tournament wins 13 times overall, and the league has not had a losing record in NCAA Tournament play since 1987. The conference's 27-year non-losing streak in NCAA Tournament play is tops among all conferences. The Big Ten is second with a streak of eight straight non-losing seasons, while the SEC is third at five.

Since 1981, the ACC has produced 40 consensus All-Americans - 14 more than any other conference, and has accounted for 23 percent of the nation's consensus All-Americans (40-of-175).

Seven of the last 18 and nine of the last 22 consensus National Players of the Year have been from the ACC. Since 1975, the ACC has had 16 consensus National Players of the Year - 11 more than any other conference. In addition, nine of the ACC's 16 National Players of the Year have been unanimous selections.

A year ago, 75 ACC players from the 15 ACC schools earned spots on NBA rosters. In addition, over the past nine years, 76 ACC players have made their NBA debuts,



This is a photo of the official announcement of the formation of the Atlantic Coast Conference, taken at Greensboro's Sedgfield Inn, May 8, 1953. A three-man liaison committee, shown above, informed Southern Conference President Max Farrington of the decision. Left to right were Dr. James T. Penny, faculty chairman of athletics at South Carolina (chairman); Edmund (Eddie) M. Cameron, athletic director at Duke (committee member); President Farrington; and Dr. H.A. Fisher, faculty athletic chairman at NC State (committee member).

including an all-time high 15 in 2006.

In this past June's 2014 NBA draft, the ACC and the Pac-12 tied for the most players selected with nine, while the Big Ten was third with seven players, followed by the SEC (6) and the Big 12 (5).

With five first-round selections, the ACC is the only conference to have had at least four first round picks in each of the past six NBA drafts (2009-2014). The ACC also extended its streak of having at least one first-round selection to 26 consecutive years (1989-2014).

Since 1986, the ACC has had 122 first round selections - 29 more than any other conference. Over the past six years (2009-2014), the ACC leads all conferences with 32 first round draft picks; the Pac-12 and the Big 12 are tied for second with 22 first round selections, followed by the Big East (21), SEC (20) and the Big Ten (14).

With two teams - Virginia (3) and Duke (8) - listed in the final 2013-14 Associated Press poll, the ACC extended its streak to 54 consecutive seasons with at least one team ranked in the top 10 of the final AP Poll.

Duke has been ranked in the AP poll for a 136 consecutive weeks, the fifth-longest streak in ACC history and the 10th-best in NCAA annals.

## New Membership

The ACC's new membership further enhances the league's reputation in college basketball. The 15 schools that comprise the ACC in 2014-15 have made 59 trips to the Final Four and have won 15 NCAA National Championships. Current league members have won 22,732 games and have had 680 NBA draft picks, including 230 first-round selections.

With three of the top five, four of the top nine, five of the top 11 and six of the top 25 winningest programs in NCAA Division I basketball history, ACC teams have combined for 22,732 wins since Notre Dame first took to the hardwood in January of 1898. Thirteen of the 15 league members have 1,100 or more all-time wins, including six schools with 1,600 or more victories.

In 2014-15, the ACC will feature four of the five active

Division I coaches that are in the Naismith Memorial Basketball Hall of Fame - Duke's Mike Krzyzewski, Louisville's Rick Pitino, North Carolina's Roy Williams and Syracuse's Jim Boeheim.

## The Championships

The conference will conduct championship competition in 27 sports during the 2013-14 academic year - 14 for women and 13 for men. The first ACC championship was held in swimming on February 25, 1954. The conference did not conduct championships in cross country, wrestling or tennis during the first year.

Women's sports were initiated in 1977, with the first championship meet held in tennis at Wake Forest.

Championships for women are currently conducted in cross country, fencing, field hockey, soccer, basketball, swimming, indoor and outdoor track, tennis, golf, lacrosse, softball and rowing with volleyball deciding its champion by regular season play.

The 13 sports for men include football, cross country, soccer, basketball, fencing, swimming, indoor and outdoor track, wrestling, baseball, tennis, golf and lacrosse.

## Year in Review

The 2013-14 academic year saw five ACC teams capture NCAA national team titles and nine student-athletes earn individual NCAA crowns. In all, the ACC has won 67 national team titles over the last 17 years and has won two or more NCAA titles in 31 of the past 33 years. A total of 207 ACC teams took part in NCAA post-season competition a year ago. Conference teams compiled a 153-90-4 (.627) mark in NCAA championship dual competition.

### 2013-14 National Championships

Men's Soccer .....	Notre Dame
Football .....	Florida State
Men's Lacrosse .....	Duke
Women's Lacrosse .....	Maryland
Women's Golf .....	Duke

## ACC History

The Atlantic Coast Conference was founded on May 8, 1953, at the Sedgefield Inn near Greensboro, N.C., with seven charter members - Clemson, Duke, Maryland, North Carolina, North Carolina State, South Carolina and Wake Forest - drawing up the conference by-laws.

The withdrawal of seven schools from the Southern Conference came early on the morning of May 8, 1953, during the Southern Conference's annual spring meeting. On June 14, 1953, the seven members met in Raleigh, N.C., where a set of bylaws was adopted and the name became officially the Atlantic Coast Conference.

Suggestions from fans for the name of the new conference appeared in the region's newspapers prior to the meeting in Raleigh. Some of the names suggested were: Dixie, Mid South, Mid Atlantic, East Coast, Seaboard, Colonial, Tobacco, Blue-Gray, Piedmont, Southern Seven and the Shoreline.

Duke's Eddie Cameron recommended that the name of the conference be the Atlantic Coast Conference, and the motion was passed unanimously. The meeting concluded with each member institution assessed \$200.00 to pay for conference expenses.

## ACC Membership Chronology

### May 8, 1953

The ACC is formed with Clemson College, Duke University, University of Maryland, University of North Carolina, North Carolina State College and Wake Forest College as charter members.

### December 4, 1953

University of Virginia admitted as the league's eighth member.

### June 30, 1971

University of South Carolina tenders resignation from league membership.

### April 3, 1978

Georgia Institute of Technology admitted as the league's eighth member.

### July 1, 1991

Florida State University admitted as the league's ninth member.

### July 1, 2004

The conference expands to 11 members with the addition of Virginia Polytechnic Institute and State University and the University of Miami.

### July 1, 2005

Boston College admitted as the league's 12th member.

### July 1, 2013

The conference expands to 15 members with the addition of the University of Notre Dame, the University of Pittsburgh and Syracuse University.

### June 30, 2014

University of Maryland tenders resignation from league membership.

### July 1, 2014

University of Louisville admitted as the league's 15th member.

On December 4, 1953, conference officials met again at Sedgefield and officially admitted the University of Virginia as the league's eighth member. The first and only withdrawal of a school from the ACC came on June 30, 1971, when the University of South Carolina tendered its resignation.

The ACC operated with seven members until April 3, 1978, when the Georgia Institute of Technology was admitted. The Atlanta school had withdrawn from the



The 1957 North Carolina Tar Heels celebrate the first of 12 ACC NCAA National Championships defeating Kansas 54-53 in three overtimes.

Southeastern Conference in January of 1964.

The ACC expanded to nine members on July 1, 1991, with the addition of Florida State University.

The conference expanded to 11 members on July 1, 2004, with the addition of the University of Miami and Virginia Polytechnic Institute and State University. On October 13, 2003, Boston College accepted an invitation to become the league's 12th member starting with the 2005-06 academic year.

The ACC added its 13th and 14th members on September 18, 2011, when Pittsburgh and Syracuse accepted invitations to join the conference. On September 12, 2012, Notre Dame accepted an invitation to enter the league in all sports but football.

On July 1, 2013, Notre Dame, Pittsburgh and Syracuse officially became members of the ACC, bringing the membership to 15.

The second withdrawal of a school from the ACC came on June 30, 2014, when the University of Maryland tendered its resignation.

On July 1, 2014, the ACC officially welcomed Louisville as the league's 15th member.

## The Schools

**Boston College** was founded in 1863 by the Society of Jesus to serve the sons of Boston's Irish immigrants and was the first institution of higher education to be founded in the city of Boston. Originally located on Harrison Avenue in the South End of Boston, the College outgrew its urban setting toward the end of its first fifty years. A new location was selected in Chestnut Hill and ground for the new campus was broken on June 19, 1909. During the 1940s, new purchases doubled the size of the main campus.

**Clemson University** is nestled in the foothills of the Blue Ridge Mountains near the Georgia border, and the tiger paws painted on the roads make the return to I-85 easier. The school is built around Fort Hill, the plantation home of John C. Calhoun, Vice President to Andrew Jackson. His son-in-law, Tom Clemson, left the land to be used as an agricultural school, and in 1893 Clemson opened its doors as a land-grant school, thanks to the efforts of Ben Tillman.

**Duke University** was founded in 1924 by tobacco magnate James B. Duke as a memorial to his father,

Washington Duke. Originally the school was called Trinity College, a Methodist institution, started in 1859. In 1892, Trinity moved to west Durham where the east campus with its Georgian architecture now stands. Nearby are Sarah P. Duke gardens, and further west the Gothic spires of Duke chapel overlook the west campus.

**Florida State University** is one of 11 universities of the State University System of Florida. It was established as the Seminary West of the Suwannee by an act of the Florida Legislature in 1851, and first offered instruction at the post-secondary level in 1857. Its Tallahassee campus has been the site of an institution of higher education longer than any other site in the state. In 1905, the Buckman Act reorganized higher education in the state and designated the Tallahassee school as the Florida Female College. In 1909, it was renamed Florida State College for Women. In 1947, the school returned to a co-educational status, and the name was changed to Florida State University.

Next to I-85 in downtown Atlanta stands **Georgia Institute of Technology**, founded in 1885. Its first students came to pursue a degree in mechanical engineering, the only one offered at the time. Tech's strength is not only the red clay of Georgia, but a restored gold and white 1930 model A Ford Cabriolet, the official mascot. The old Ford was first used in 1961, but a Ramblin' Wreck had been around for over three decades. The Ramblin' Wreck fight song appeared almost as soon as the school opened, and it is not only American boys that grow up singing its rollicking tune, for Richard Nixon and Nikita Krushchev sang it when they met in Moscow in 1959.

**The University of Louisville** began to take shape on April 3, 1798, when eight men declared their intention to establish the Jefferson Seminary in Louisville and called upon their fellow citizens to join them in pledging funds for land, buildings, and teachers. These early Louisvillians took the first steps on a journey that would link them with succeeding generations to the modern University of Louisville in the twenty-first century. Today's University of Louisville has become known especially for teaching, research, and service to its community and the advancement of educational opportunity for all citizens thereof. With an enrollment of 21,000, its academic programs attract students from every state and from all over the world.

**The University of Miami** was chartered in 1925 by a group of citizens who felt an institution of higher learning was needed for the development of their young and growing community. Since the first class of 560 students enrolled in the fall of 1926, the University has expanded to more than 15,000 undergraduate and graduate students from every state and more than 114 nations from around the world. The school's colors, representative of the Florida orange tree, were selected in 1926. Orange symbolizes the fruit of the tree, green represents the leaves and white, the blossoms.

**The University of North Carolina**, located in Chapel Hill, has been called "the perfect college town," making its tree-lined streets and balmy atmosphere what a college should look and feel like. Its inception in 1795 makes it one of the oldest schools in the nation, and its nickname of Tar Heels stems from the tar pitch and turpentine that were the state's principal industry. The nickname is as old as the school, for it was born during the Revolutionary War when tar was dumped into the streams to impede the advance of British forces.

**North Carolina State University** is located in the state capital of Raleigh. It opened in 1889 as a land-grant agricultural and mechanical school and was known as A&M or Aggies or Farmers for over a quarter-century. The school's colors of pink and blue were gone by 1895, brown and white were tried for a year, but the students finally chose



red and white to represent the school. An unhappy fan in 1922 said State football players behaved like a pack of wolves, and the term that was coined in derision became a badge of honor.

**The University of Notre Dame** began late on the bitterly cold afternoon of November 26, 1842, when a 28-year-old French priest, Rev. Edward Sorin, C.S.C., and seven companions took possession of 524 snow-covered acres that the Bishop of Vincennes had given them in the Indiana mission fields. A man of lively imagination, Father Sorin named his fledgling school in honor of Our Lady, in his native tongue, "L'Université de Notre Dame du Lac" (The University of Our Lady of the Lake). On January 15, 1844, the University was thus officially chartered by the Indiana legislature.

**The University of Pittsburgh** was founded as Pittsburgh Academy by Hugh Henry Brackenridge in 1787 and is one of the oldest institutions of higher education in the United States. Pitt researchers led by Jonas Salk developed the first polio vaccine in 1955, and Pitt surgeons have performed more than 17,000 organ transplants, making Pitt the world's transplantation capital. In 1932, a Pitt team led by Charles Glen King isolated and identified the chemical structure of vitamin C.

**Syracuse University** was founded during the Methodist State Convention in Syracuse, N.Y., in February of 1870. Measures were taken to raise \$500,000 to endow the university, with the city of Syracuse subscribing \$100,000. Rev. Jesse T Peck, who was elected president of the Syracuse University Board of Trustees, suggested purchasing 50 acres of farmland in southeastern Syracuse. The Board of Trustees of Syracuse University signed the University charter and certificate of incorporation on March 24, 1870, and university's College of Liberal Arts opened in September of 1871.

**The University of Virginia** was founded in 1819 by Thomas Jefferson and is one of three things on his tombstone for which he wanted to be remembered. James Madison and James Monroe were on the board of governors in the early years. The Rotunda, a half-scale version of the Pantheon which faces the Lawn, is the focal point of the grounds as the campus is called. Jefferson wanted his school to educate leaders in practical affairs and public service, not just to train teachers.

**Virginia Polytechnic Institute and State University** was established in 1872 as an all-male military school dedicated to the original land-grant mission of teaching



**Greensboro's King Cotton Hotel was the location of the ACC's first office from 1954 to 1966.**

agriculture and engineering. The University has grown from a small college of 132 students into the largest institution of higher education in the state. Located in Southwest Virginia on a plateau between the Blue Ridge and Allegheny Mountains, the campus consists of 334 buildings and 20 miles of sidewalks over 2,600 acres. The official school colors - Chicago maroon and burnt orange - were selected in 1896 because they made a "unique combination" not worn elsewhere at the time.

**Wake Forest University** was started on Calvin Jones' plantation amid the stately pine forest of Wake County in 1834. The Baptist seminary is still there, but the school was moved to Winston-Salem in 1956 on a site donated by Charles H. and Mary Reynolds Babcock. President Harry S. Truman attended the ground-breaking ceremonies that brought a picturesque campus of Georgian architecture and painted roofs. Wake's colors have been black and gold since 1895, thanks to a badge designed by student John Heck who died before he graduated.

## School Affiliations

**BOSTON COLLEGE** -- Charter member of the Big East Conference in 1979; joined the ACC in July, 2005.

**CLEMSON** -- Charter member of the Southern Intercollegiate Athletic Association in 1894; a charter member of the Southern Conference in 1921; a charter member of the ACC in 1953.

**DUKE** -- Joined the Southern Conference in December, 1928; charter member of the ACC in 1953.

**FLORIDA STATE** -- Charter member of the Dixie Conference in 1948; joined the Metro Conference in July, 1976; joined the ACC July, 1991.

**GEORGIA TECH** -- Charter member of the Southern Intercollegiate Athletic Association in 1894; charter member of Southern Conference in 1921; charter member of the SEC in 1932; joined the ACC in April, 1978.

**LOUISVILLE** -- Joined Kentucky Intercollegiate Conference in 1925; charter member of Ohio Valley Conference in 1948; joined Missouri Valley Conference in 1964; charter member of Metro Conference in 1975; founding member of Conference USA in 1996; joined Big East Conference in 2005; joined American Athletic Conference in 2013; joined ACC in July, 2014..

**MIAMI** -- Charter member of the Big East Football Conference in 1991; joined the ACC in July, 2004.

**NORTH CAROLINA** -- Charter member of the Southern Intercollegiate Athletic Association in 1894; charter member of the Southern Conference in 1921; charter member of the ACC in 1953.

**NC STATE** -- Charter member of the Southern Conference in 1921; charter member of the ACC in 1953.

**NOTRE DAME** -- Joined the Big East Conference in 1995; joined the ACC on July 1, 2013.

**PITTSBURGH** -- Charter member of the EAC in 1975; joined the Big East Conference in 1982; joined the ACC on July 1, 2013.

**SYRACUSE** -- Charter member of the Big East Conference in 1979; joined the ACC on July 1, 2013.

**VIRGINIA** -- Charter member of the Southern Intercollegiate Athletic Association in 1894; charter member of the Southern Conference in 1921; resigned from Southern Conference in December 1936; joined the ACC in December, 1953.

**VIRGINIA TECH** -- Charter member of the Southern Conference in 1921; withdrew from the Southern Conference in June, 1965; became a charter member of the Big East Football Conference in Feb. 5, 1991; joined the ACC in July, 2004.

**WAKE FOREST** -- Joined the Southern Conference in February, 1936; charter member of the ACC in 1953.


## Atlantic Coast Conference Commissioners




**Jim Weaver**  
(July 1, 1954 - July 11, 1970)



**Bob James**  
(March 1, 1971 - May 12, 1987)



**Gene Corrigan**  
(Sept. 1, 1987 - June 30, 1997)



**John Swofford**  
(July 1, 1997 - present)



## By the Numbers

1

With 565 wins among its 15 current members, the ACC is the all-time winningest conference in NCAA Tournament annals ... North Carolina is second all-time to Kentucky (116) with 110 NCAA Tournament victories, Duke is third (99), Louisville (72) sixth and Syracuse (61) eighth ... the ACC also has the highest NCAA Tournament winning percentage (.613) while the Big Ten (.608) is second.

### NCAA Tournament Victories

ACC	565	Pac-12	310
Big Ten	404	Big 12	303
Southeastern	330	Big East	256

Based on Current Conference Membership

1-3-4

With four ACC games of 30,000 or more, including an NCAA on-campus record of 35,446 for its game with Duke on Feb. 1, Syracuse led the nation and set ACC records in both total attendance (472,550) and per game average (26,253) ... Louisville (21,282) was third and North Carolina fourth (18,025).

### NCAA School Attendance Leaders

Syracuse	26,253	Louisville	21,282
Kentucky	22,964	North Carolina	18,025

### NCAA Conference Attendance Leaders

Big Ten	13,534	Southeastern	10,353
ACC	10,661	Big East	9,711
Big 12	10,489	American Athletic	8,776

4

In 2014-15, the ACC will feature four of the five active Division I coaches that are in the Naismith Memorial Basketball Hall of Fame - Duke's Mike Krzyzewski, Louisville's Rick Pitino, North Carolina's Roy Williams and Syracuse's Jim Boeheim.

5

The ACC is five Rick Pitino wins shy of becoming the first conference in NCAA history to have four active coaches with 700 or more career wins ... Duke's Mike Krzyzewski (983), Syracuse's Jim Boeheim (948) and North Carolina's Roy Williams (724) have already reached the 700-win plateau ... the previous high was three by the Big East Conference during the 2011-12 season when Syracuse's Jim Boeheim, Connecticut's Jim Calhoun and West Virginia's Bob Huggins all had 700 or more career victories.

6

Six of the last 14 NCAA Basketball Championships have been won by teams currently competing in the ACC ... the American Athletic Conference and the SEC are tied for second with three titles each.

### NCAA Champions (2001-2014)

Connecticut	2014	Florida	2007
Louisville	2013	Florida	2006
Kentucky	2012	North Carolina	2005
Connecticut	2011	Connecticut	2004
Duke	2010	Syracuse	2003
North Carolina	2009	Maryland	2002
Kansas	2008	Duke	2001

By Conference: Atlantic Coast (6); American Athletic (3); Southeastern (3); Big 12 (1), Big Ten (1).

15

Teams currently in the ACC have combined to win 15 NCAA National Championships ... North Carolina leads the way with five national titles, followed by Duke (4), Louisville (3), NC State (2), and Syracuse (1).

### NCAA Championships by Schools in the ACC

Louisville	2013	Duke	1991
Duke	2010	Louisville	1986
North Carolina	2009	NC State	1983
North Carolina	2005	North Carolina	1982
Syracuse	2003	Louisville	1980
Duke	2001	NC State	1974
North Carolina	1993	North Carolina	1957
Duke	1992		

17

Duke's Mike Krzyzewski is 17 wins shy of becoming the first coach in NCAA Division I Men's Basketball history to win 1,000 games in his career.

29

Led by Duke (10) and North Carolina (9), ACC teams have made 29 NCAA title game appearances ... seven different teams have made it to the NCAA championship game at least once ... the Big Ten is second with 23 and the Pac-12 third with 21.

### NCAA Title Game Appearances

ACC	29	Southeastern	19
Big Ten	23	Big 12	17
Pac-12	21	Big East	11

Based on Current Conference Membership

358

Teams currently in the ACC have combined to make 358 NCAA Tournament appearances ... five ACC teams - North Carolina (45), Louisville (40), Duke (38), Syracuse (37), Notre Dame (33) - rank among the top 10 team in NCAA Tournament appearances ... every league member has appeared at least once in the NCAA Tournament over the last eight years.

6,427

ACC head coaches are a combined 6,427-2,947 (.686) with nine national titles, 50 conference titles, 302 NCAA Tournament victories, 80 Sweet 16 appearances, 30 trips to the Final Four and 18 title game appearances.

22,732

With three of the top five, four of the top nine, five of the top 11 and six of the top 25 winningest programs in NCAA Division I basketball history, ACC teams have combined for 22,732 wins since Notre Dame first took to the hardwood in January of 1898 ... 13 of the 15 league members have 1,100 or more all-time wins, including six schools with 1,600 or more victories.

### All-Time NCAA Wins by School

No.	Team	Wins
1.	Kentucky	2,140
2.	Kansas	2,126
3.	North Carolina	2,114
4.	Duke	2,027
5.	Syracuse	1,902
6.	Temple	1,823
7.	UCLA	1,781
8.	St. John's	1,774
9.	Notre Dame	1,763
10.	Indiana	1,736
11.	Louisville	1,728
12.	Pennsylvania	1,714
13.	Brigham Young	1,713
14.	Illinois	1,710
15.	Utah	1,706
16.	Washington	1,700
17.	Texas	1,699
18.	Western Kentucky	1,695
19.	Arizona	1,678
20.	Purdue	1,673
	Cincinnati	1,673
22.	Oregon State	1,670
23.	Princeton	1,657
24.	West Virginia	1,651
25.	NC State	1,639







## Returning Starters

Clemson and Florida State each return a league-high four starters from the 2013-14 season ... as a league the ACC welcomes back 41 starters from a year ago ... seven schools - Boston College, North Carolina, NC State, Notre Dame, Pittsburgh, Virginia, and Wake Forest - return three starters.

### Returning Starters by School

School	'11	'12	'13	'14	'15
Boston College	4	0	4	5	3
Clemson	3	3	2	3	4
Duke	2	3	4	2	2
Florida State	3	3	1	4	4
Georgia Tech	2	2	5	4	2
Louisville	1	3	3	3	2
Miami	3	4	4	0	2
North Carolina	1	5	1	3	3
NC State	3	3	4	1	3
Notre Dame	3	2	5	4	3
Pittsburgh	4	2	2	3	3
Syracuse	4	2	3	3	2
Virginia	3	4	3	3	3
Virginia Tech	5	2	3	3	2
Wake Forest	1	3	2	4	3

## Board Men

Thirteen players who averaged better than five rebounds per game a year ago are slated to return for 2014-15 ... Louisville's Montrezl Harrell (8.4) was second in the AAC in rebounding while Wake Forest's Devin Thomas was fourth in the ACC (7.5).

### Rebounding

Montrezl Harrell, Jr., Louisville	8.4
Devin Thomas, Jr., Wake Forest	7.5
Pat Connaughton, Sr., Notre Dame	7.1
Amile Jefferson, Jr., Duke	6.9
Landy Nnoko, So., Clemson	6.2
Brice Johnson, Jr., North Carolina	6.1
Kennedy Meeks, So., North Carolina	6.1
J.P. Tokoto, Jr., North Carolina	5.8
Lennard Freeman, So., NC State	5.7
Malcolm Brogdon, Jr., Virginia	5.4
Rakeem Christmas, Sr., Syracuse	5.1
Joey van Zegeren, Jr., Virginia Tech	5.0
Jaron Blossomgame, So., Clemson	5.0

## Returning All-Conference

Four players who earned All-Conference honors (ACC or American Athletic Conference) a year ago are slated to return for the 2014-15 season ... North Carolina's Marcus Paige, who averaged 17.5 points and 4.2 assists as a sophomore in 2013-14, is the lone returning consensus (media & coaches) first-team honoree ... Virginia's Malcolm Brogdon, a first-team selection by the coaches and a second-team choice by the media, led the ACC champion Cavaliers in scoring (12.7) and was second in rebounds (5.4) and assists (2.7).



### Returning All-Conference from 2013-14

Marcus Paige, North Carolina	1st Team
Malcolm Brogdon, Virginia	1st Team
Montrezl Harrell, Louisville	*1st Team
Olivier Hanlan, Boston College	3rd Team

\*denotes American Athletic Conference honors

## Career Starts

Syracuse senior forward Rakeem Christmas leads all returning ACC players with 109 career starts ... Christmas enters the 2014-15 season having started in each of the Orange's 74 games the past two seasons and in 78 straight games dating back to his freshman year ... Notre Dame's Pat Connaughton has started in 82 straight games - the longest current streak among ACC players.

### Returning Career Starts

Player, School	Total
Rakeem Christmas, Sr., Syracuse	109
Pat Connaughton, Sr., Notre Dame	85
Jerian Grant, Sr., Notre Dame	79
Rod Hall, Sr., Clemson	75
James Robinson, Jr., Pittsburgh	68
Marcus Paige, Jr., North Carolina	67
Olivier Hanlan, Jr., Boston College	64
Marcus Georges-Hunt, Jr., Georgia Tech	63
Devin Thomas, Jr., Wake Forest	63
Quinn Cook, Sr., Duke	60
Codi Miller-McIntyre, Jr., Wake Forest	60

## Returning Scoring & Rebounding

With three starters and nine of its top 11 players returning, North Carolina leads the ACC in returning points and rebounds per game and percentage of points and rebounds returning ... in all, 11 of the 15 ACC teams return 50 percent or more of their scoring from a year ago.

### Returning Scoring by School

School	PPG	School	Pct%
North Carolina	54.1	North Carolina	.707
Virginia	46.8	Virginia	.706
Boston College	45.0	Boston College	.656
Louisville	43.5	Clemson	.622
Florida State	43.2	Florida State	.609
Notre Dame	41.6	Notre Dame	.579
Pittsburgh	41.3	Pittsburgh	.575
Clemson	39.5	Louisville	.537
Wake Forest	37.2	Wake Forest	.536
NC State	36.8	NC State	.517
Duke	33.0	Syracuse	.438
Syracuse	29.8	Duke	.421
Virginia Tech	24.8	Virginia Tech	.393
Georgia Tech	22.0	Georgia Tech	.330
Miami	18.4	Miami	.300

### Returning Rebounding by School

School	PPG	School	Pct%
North Carolina	28.3	North Carolina	.769
Virginia	25.2	Virginia	.711
Clemson	22.8	NC State	.677
Pittsburgh	22.6	Clemson	.663
Boston College	22.4	Florida State	.642
Florida State	22.4	Pittsburgh	.632
Louisville	21.2	Boston College	.596
NC State	21.1	Louisville	.564
Notre Dame	18.4	Notre Dame	.544
Wake Forest	17.9	Wake Forest	.517
Syracuse	17.7	Syracuse	.501
Duke	16.1	Duke	.467
Virginia Tech	13.3	Virginia Tech	.399
Georgia Tech	10.6	Georgia Tech	.316
Miami	9.2	Miami	.293

## Final Fours Deux

North Carolina's Roy Williams and Louisville's Rick Pitino are the only coaches in NCAA history to have led two different schools to at least three Final Fours each.





## Career Scoring

Notre Dame senior guard Jerian Grant leads all returning ACC players with 1,111 career points while teammate Pat Connaughton has a league-high 541 career rebounds ... Boston College's Olivier Hanlan is tops among active league players with a 16.9 points per game average ... in all, nine returning ACC players have double figure career scoring averages.

### Points Scored, Active Players

Jerian Grant, Sr., Notre Dame	1,111
Olivier Hanlan, Jr., Boston College	1,100
Pat Connaughton, Sr., Notre Dame	990
Quinn Cook, Sr., Duke	973
Marcus Paige, Jr., North Carolina	882
Rasheed Sulaimon, Jr., Duke	753
Lonnie Jackson, Sr., Boston College	748
Montrezl Harrell, Jr., Louisville	745
Aaron Thomas, Jr., Florida State	726
Marcus Georges-Hunt, Jr., Georgia Tech	720
Malcolm Brogdon, Jr., Virginia	658

### Double-Figure Scoring Average

Olivier Hanlan, Jr., Boston College	16.9
Jerian Grant, Sr., Notre Dame	13.7
Marcus Paige, Jr., North Carolina	12.8
Marcus Georges-Hunt, Jr., Georgia Tech	11.3
Rasheed Sulaimon, Jr., Duke	10.8
Aaron Thomas, Jr., Florida State	10.4
Codi-Miller McIntyre, Jr., Wake Forest	10.4
Devin Thomas, Jr., Wake Forest	10.1
Malcolm Brogdon, Jr., Virginia	10.1

minimum 2 years

### Career Rebounds, Active Players

Pat Connaughton, Sr., Notre Dame	541
Devin Thomas, Jr., Wake Forest	483
Rakeem Christmas, Sr., Syracuse	463
Montrezl Harrell, Louisville	456
Amile Jefferson, Jr., Duke	332
Brice Johnson, Jr., North Carolina	324
C.J. Barksdale, Jr., Virginia Tech	321
Marcus Georges-Hunt, Jr., Georgia Tech	293
Malcolm Brogdon, Jr., Virginia	279
J.P. Tokoto, Jr., North Carolina	256

### Career Per Game Rebound Leaders

Devin Thomas, Jr., Wake Forest	7.5
Montrezl Harrell, Louisville	5.9
Pat Connaughton, Sr., Notre Dame	5.4
Amile Jefferson, Jr., Duke	5.0
Brice Johnson, Jr., North Carolina	4.6
Marcus Georges-Hunt, Jr., Georgia Tech	4.6

minimum 2 years

## ACC Coaches by the Numbers

Entering the 2014-15 season, the ACC's 15 head coaches have combined for 6,427 career wins ... Duke's Mike Krzyzewski (4), North Carolina's Roy Williams (2), Louisville's Rick Pitino (2) and Syracuse's Jim Boeheim (1) have combined for nine national titles.

Current ACC coaches are a combined 302-157 (.657) in NCAA Tournament play with 80 "Sweet 16" appearances, 45 Regional Final appearances, 30 trips to the Final Four and 18 title game appearances ... 11 of the 15 have made at least one Sweet 16 appearance and eight have appeared in a Regional Final.

Krzyzewski (983) and Boeheim (948) are the two winningest coaches in Division I history ... among coaches with 20 or more years, Williams, with a 724-190 mark, is the NCAA's winningest active coach with a .792 winning percentage.

The ACC has three of the four active Division I head coaches with 700 or more wins - Duke's Mike Krzyzewski, Syracuse's Jim Boeheim and North Carolina's Roy Williams ... Louisville's Rick Pitino is five wins shy of becoming the 20th head coach in NCAA history to have 700 wins coaching at the Division I level.

Eight of the league's coaches have 300 or more career wins, including six with 400 or more.

### ACC Coaches by the Numbers

9,374	Career games coached
6,427	Career wins
302	NCAA Tournament wins
286	Career seasons coached
167	NBA Draft picks
166	NCAA Tournament bids
99	NBA Draft 1st round picks
80	NCAA Sweet 16 appearances
50	Conference titles
45	NCAA Regional Final appearances
43	Conference Coach of the Year awards
30	Final Four appearances
18	NCAA Title Game appearances
9	NCAA National Championships
8	Coaches with 300 or more wins
6	Coaches with 400 or more wins

## ACC Coaching Tenure

The ACC will open the 2014-15 season with a combined 301 years of head coaching experience ... Duke's Mike Krzyzewski is beginning his 40th season as a collegiate head coach, and Syracuse's Jim Boeheim begins his 39th ... Boeheim has spent his entire head coaching career with the Orange, marking the seventh-longest tenure in Division I history at one school.

### Coaching Tenure of ACC Coaches

Coach, School	Seasons
Mike Krzyzewski, Duke	40
Jim Boeheim, Syracuse	39
Jim Larrañaga, Miami	31
Rick Pitino, Louisville	30
Leonard Hamilton, Florida State	27
Roy Williams, North Carolina	27
Mike Brey, Notre Dame	20
Mark Gottfried, NC State	18
Brad Brownell, Clemson	13
Jim Christian, Boston College	13
Jamie Dixon, Pittsburgh	12
Brian Gregory, Georgia Tech	12
Tony Bennett, Virginia	9
Buzz Williams, Virginia Tech	8
Danny Manning, Wake Forest	3

*Years inclusive of 2014-15 season*

## Returning Starts

With four starters and eight of its top 11 players back from a year ago, Clemson returns a league-leading 77 percent of its starts from the 2013-14 season ... the Tigers are the only ACC team that returns four players with 20 or more starts in 2013-14.

### Returning Starts

Clemson	139 of 180	.772
North Carolina	118 of 170	.694
Florida State	114 of 180	.633
Pittsburgh	109 of 180	.606
Virginia	112 of 185	.605
Boston College	95 of 160	.594
Notre Dame	90 of 160	.563
NC State	95 of 180	.528
Wake Forest	86 of 165	.521
Louisville	96 of 185	.518
Virginia Tech	75 of 155	.484
Syracuse	81 of 170	.476
Duke	69 of 175	.394
Georgia Tech	62 of 165	.375
Miami	43 of 165	.261







## Double-Digit Scorers

Boston College guard Olivier Hanlan is the league's top returning scorer from a year ago ... scoring in double figures in all but two games, Hanlan finished third in the ACC in scoring (18.5) ... in all, the ACC returns 17 players who averaged 10-or-more points in 2013-14.

### Returning Double-Figure Scorers

Olivier Hanlan, Jr., Boston College	18.5
Marcus Paige, Jr., North Carolina	17.5
Aaron Thomas, Jr., Florida State	14.5
Montrezl Harrell, Jr., Louisville	14.0
Pat Connaughton, Sr., Notre Dame	13.8
Malcolm Brogdon, Jr., Virginia	12.7
Codi Miller-McIntyre, Jr., Wake Forest	12.6
Trevor Cooney, Jr., Syracuse	12.1
Marcus Georges-Hunt, Jr., Georgia Tech	11.7
Quinn Cook, Sr., Duke	11.6
Devin Thomas, Jr., Wake Forest	11.1
Ralston Turner, Sr., NC State	10.5
Cameron Wright, Sr., Pittsburgh	10.5
Brice Johnson, Jr., North Carolina	10.3
Chris Jones, So., Louisville	10.2

*Played less than 75% of team's games*

Jerian Grant, Sr., Notre Dame	19.0
Adam Smith, Jr., Virginia Tech	11.0

\*American Athletic Conference

### 20-Point Games in 2013-14

Olivier Hanlan, Boston College	12
Marcus Paige, North Carolina	11
Codi Miller-McIntyre, Wake Forest	9
Montrezl Harrell, Louisville	8
Aaron Thomas, Florida State	7

## 27 and Counting

With its 6-6 mark in the 2014 NCAA Tournament, the ACC extended its non-losing streak in NCAA Tournament play to 27 years in a row ... the Big Ten is second with a streak of eight straight non-losing seasons, while the SEC is third at five.

### NCAA Tournament Non-Losing Streak

<b>ACC</b>	<b>27</b>	Pac-12	2
Big Ten	8	Atlantic Sun	2
Southeastern	5	Ivy League	2

## 20 Wins

Duke, Louisville, Pittsburgh and Syracuse are four of the only eight Division I schools which have won 20 or more games in each of the past 12 seasons.

### 20 Win Streaks

Kansas	25	Florida	16
Duke	18	Memphis	14
Syracuse	17	Pittsburgh	13
Gonzaga	17	Louisville	12

## Draft Happy

Led by Duke's Jabari Parker, the second overall selection by the Milwaukee Bucks, the ACC had nine players chosen in the 2014 NBA draft, including five first-round selections.

The ACC and the Pac-12 tied for the most players selected, while the Big Ten was third with seven players, followed by the SEC (6) and the Big 12 (5).

For the third time in five years, seven ACC schools had at least one player drafted, with Duke and Syracuse leading the way with two selections.

With five first-round selections, the ACC extends its streak of having at least one first-round draft pick to 26 consecutive years (1989-2014).

Over the past six years (2009-2014), the ACC leads all conferences with 32 first round drafts picks; the Pac-12 and the Big 12 are tied for second with 22 first round selections, followed by the Big East (21), SEC (20) and the Big Ten (14).

### NBA Selections by School

School	Overall	1st Rnd
Boston College	32	9
Clemson	27	7
Duke	82	33
Florida State	40	10
Georgia Tech	43	18
Louisville	51	21
Miami	19	4
North Carolina	105	46
NC State	64	16
Notre Dame	36	20
Pittsburgh	21	5
Syracuse	45	21
Virginia	35	7
Virginia Tech	25	1
Wake Forest	39	13

## Good Hands People

The ACC returns seven of its top 10 assists leaders from the 2013-14 season ... Virginia Tech's Devin Wilson was third in the ACC and sixth among all freshmen nationally a year ago averaging 4.8 assists per game.

Pittsburgh's James Robinson led the ACC and was third nationally a year ago with an ACC single season record 4.11-to-1 assists to turnover ratio.

Virginia freshman London Perrantes was third in the ACC and fifth nationally in assists-to-turnover ratio (3.50:1) ... in ACC games, Perrantes improved to a league-leading 4.47:1 ratio.

Duke senior Quinn Cook is the only player to rank in the Top 5 in the ACC in assists per game over the past two seasons ... Cook has had five-or-more assists in a game 37 times in his career and ranks fifth among ACC career assists-to-turnover ratio leaders (2.64:1).

North Carolina's Marcus Paige was one of only two players in the ACC to rank in the Top 10 in both scoring (17.5) and assists (4.2).

### Returning Assists Per Game Leaders

Devin Wilson, So., Virginia Tech	4.8
Quinn Cook, Sr., Duke	4.4
Marcus Paige, Jr., North Carolina	4.4
Codi Miller-McIntyre, Jr., Wake Forest	4.2
James Robinson, Jr., Pittsburgh	4.1

### Career Assists - Active Players

Quinn Cook, Sr., Duke	406
Marcus Paige, Jr., North Carolina	304
Rod Hall, Sr., Clemson	287
Codi Miller-McIntyre, Jr., Wake Forest	212
Devon Bookert, Jr., Florida State	182

## AP Poll Plaudits

With two teams - Virginia (3) and Duke (8) - listed in the final 2013-14 Associated Press poll, the ACC extended its streak to 54 consecutive seasons with at least one team ranked in the top 10 of the final AP Poll.

Duke has been ranked in the AP poll for a 136 consecutive weeks, the fifth-longest streak in ACC history and the 10th-best in NCAA annals.



# 2014-15 ACC Basketball Schedule

## Friday, November 14

Presbyterian at Duke (Coaches vs. Cancer) .....	ESPNU	6:00
UMES at Virginia Tech .....	ESPN3	7:00
New Hampshire at Boston College .....	ESPN3	7:00
Florida A&M at Clemson .....	ESPN3	7:00
Georgia at Georgia Tech .....	RSN	7:00
Howard at Miami .....	ESPN3	7:00
Kennesaw St. at Syracuse (2K Sports Classic) .....	ESPN3	7:00
Virginia at James Madison .....	7:00	
UNC-Asheville at Wake Forest .....	ESPN3	7:00
Niagara at Pittsburgh (EA Sports Maui Invit.) .....	ESPN3	7:00
Jackson St. at NC State (Global Sports Showcase) .....	ESPN3	7:00
Louisville vs. Minnesota .....	ESPN	7:30
Armed Forces Classic, Aguadilla, P.R.		
NC Central at North Carolina .....	ESPNU	8:00
Binghamton at Notre Dame (Hall of Fame Tipoff) .....	ESPN3	9:00

## Saturday, November 15

Manhattan at Florida State (Hall of Fame Classic) .....	ESPN3	1:00
Fairfield at Duke (Coaches vs. Cancer) .....	ESPN3	8:00

## Sunday, November 16

Samford at Pittsburgh .....	RSN	1:00
Navy at Notre Dame (Hall of Fame Tipoff) .....	ESPN3	2:00
Boston College vs. Massachusetts .....	NESN	3:00
Coaches vs. Cancer Tripleheader, Boston, Mass.		
Hampton at Syracuse (2K Sports Classic) .....	ESPNU	4:00
Robert Morris at North Carolina (Battle 4 Atlantis) .....	ESPNU	6:00
Norfolk State at Virginia (Barclays Center Classic) .....	RSN	7:00

## Monday, November 17

Winthrop at Clemson .....	RSN	7:00
Miami at Florida .....	ESPNU	7:00
Jacksonville St. at Louisville (Global Sports Showcase) .....	ESPN3	7:00
Hofstra at NC State (Global Sports Showcase) .....	ESPN3	7:00
Wake Forest at Tulane .....	ESPN3	8:00

## Tuesday, November 18

Duke vs. Michigan State .....	ESPN	7:00
Bankers Life Fieldhouse, Indianapolis, Ind.		
Alabama A&M at Georgia Tech .....	ESPN3	7:00
Northeastern at Florida State (Hall of Fame Classic) .....	ESPN3	7:00
South Carolina State at Virginia .....	RSN	7:00

## Wednesday, November 19

Coppin State at Notre Dame .....	ESPN3	7:00
Liberty at Virginia Tech .....	ESPN3	7:00
Wake Forest at Arkansas (Roundball Showcase) .....	SECN	9:00

## Thursday, November 20

Miami vs. Drexel .....	ESPNU	3:00
Charleston Classic, Charleston, S.C.		
Boston College vs. New Mexico .....	ESPN2	5:00
Puerto Rico Tip-Off, San Juan, P.R.		
Jacksonville at NC State (Global Sports Showcase) .....	RSN	7:00
Syracuse vs. California .....	ESPN2	9:00
2K Sports Classic, MSG, New York, N.Y.		

## Friday, November 21

Clemson vs. Gardner-Webb .....	1:30	
Paradise Jam, St. Thomas, Virgin Islands		
George Washington at Virginia .....	ESPN3	7:00
IPFW at Georgia Tech .....	ESPN3	7:00
Iona at Wake Forest (Roundball Showcase) .....	ESPN3	8:30
Marshall at Louisville (Global Sports Showcase) .....	ESPNU	9:00
Duke vs. Temple .....	TruTV	9:30
Coaches vs. Cancer, Brooklyn, N.Y.		
Pittsburgh at Hawaii .....	midnight	
Miami in Charleston Classic .....	ESPN	TBA
Syracuse in 2K Sports Classic .....	ESPN2/U	TBA
Boston College in Puerto Rico Tip Off .....	ESPNN	TBA

## Saturday, November 22

Notre Dame vs. Massachusetts .....	ESPN3	Noon
Hall of Fame Classic, Uncasville, Conn.		
Appalachian State at Virginia Tech .....	ESPN3	1:00
Florida State vs. Providence .....	ESPN3	2:30
Hall of Fame Classic, Uncasville, Conn.		
Clemson in Paradise Jam .....	TBA	
Duke in Coaches vs. Cancer .....	TruTV	TBA
North Carolina at Davidson (Time Warner Arena) .....	2:00	

## Sunday, November 23

Florida State vs. Massachusetts .....	ESPNU	Noon
Hall of Fame Classic, Uncasville, Conn.		
Notre Dame vs. Providence .....	ESPN2	2:30
Hall of Fame Classic, Uncasville, Conn.		
USF at NC State (Global Sports Showcase) .....	ESPNU	4:00
Clemson in Paradise Jam .....	CBSSN	6:00
Boston College in Puerto Rico Tip-Off .....	ESPNN	TBA
Miami in Charleston Classic .....	ESPNN	TBA

## Monday, November 24

Savannah St. at Louisville (Global Sports Showcase) .....	ESPN3	7:00
Nicholls St. at Wake Forest (Roundball Showcase) .....	ESPN3	7:00
Pittsburgh vs. Chaminade .....	ESPNU	9:00
EA Sports Maui Invitational, Maui, Hawaii		
Clemson in Paradise Jam .....	TBA	

## Tuesday, November 25

The Citadel at Florida State .....	ESPN3	7:00
Loyola (Md.) at Syracuse .....	RSN	7:00
Tennessee State at Virginia .....	ESPN3	7:00
Virginia Tech vs. Northern Iowa .....	CBSSN	7:00
Cancun Challenge, Cancun, Mexico		
Pittsburgh in EA Sports Maui Invitational .....	ESPNN	TBA
Miami at Charlotte .....	TBA	

## Wednesday, November 26

North Carolina vs. Butler .....	ESPN2	Noon
Battle 4 Atlantis, Paradise Island, Bahamas		
Furman at Duke .....	ESPNU	5:00
Grambling at Notre Dame .....	ESPN3	7:00
Mount St. Mary's at Wake Forest .....	ESPN3	7:00
Cleveland St. at Louisville (Global Sports Showcase) .....	ESPN3	7:00
Richmond at NC State .....	ESPN3	7:00
Pittsburgh in EA Sports Maui Invitational .....	ESPNU	TBA
Virginia Tech in Cancun Classic .....	CBSSN	TBA

## Thursday, November 27

North Carolina in Battle 4 Atlantis .....	ESPNN	1/7:00
Georgia Tech vs. Marquette .....	ESPN2	8:30
Orlando Classic, Orlando, Fla.		

## Friday, November 28

Charleston Southern at Florida State .....	ESPN3	6:00
Delaware St. at Wake Forest (Roundball Showcase) .....	ESPN3	7:00
Boise State at NC State .....	ESPN3	7:00
Holy Cross at Syracuse .....	ESPN3	7:00
South Alabama at Miami .....	ESPN3	7:00
High Point at Clemson .....	ESPN3	7:00
Virginia vs. LaSalle .....	NBCSN	9:30
Barclays Center Classic, Barclays Center, Brooklyn, N.Y.		
Georgia Tech in Orlando Classic .....	TBA	
North Carolina in Battle 4 Atlantis .....	ESPNN	TBA

## Saturday, November 29

Chicago State at Notre Dame .....	ESPN3	2:00
Virginia in Barclays Center Classic .....	NBCSN	TBA

## Sunday, November 30

Army at Duke .....	ESPNU	Noon
Morgan State at Virginia Tech .....	ESPN3	3:00
Georgia Tech in Orlando Classic .....	ESPNN	TBA

## Monday, December 1

Marist at Boston College .....	ESPN3	7:00
--------------------------------	-------	------

## ACC/BIG TEN CHALLENGE

### Monday, December 1

Rutgers at Clemson .....	ESPN3	7:00
Nebraska at Florida State .....	ESPN2	7:00

### Tuesday, December 2

Pittsburgh vs. Indiana .....	ESPN2	7:00
Minnesota at Wake Forest .....	ESPNU	7:00
Syracuse vs. Michigan .....	ESPN	7:30
Illinois at Miami .....	ESPN2/U	9:00
NC State vs. Purdue .....	ESPN2/U	9:00
Ohio State at Louisville .....	ESPN	9:30

### Wednesday, December 3

Michigan State at Notre Dame .....	ESPN2	7:15
Virginia Tech vs. Penn State .....	ESPN2	7:15
Iowa at North Carolina .....	ESPN	7:30
Georgia Tech at Northwestern .....	ESPNU	9:15
Virginia at Maryland .....	ESPN2	9:15
Duke at Wisconsin .....	ESPN	9:30

### Friday, December 5

Providence at Boston College .....	ESPN3	7:00
Florida International at Louisville .....	RSN	7:00
Duquesne vs. Pittsburgh .....	ESPN3	7:00
Consol Energy Center, Pittsburgh, Pa.		

### Saturday, December 6

USC Upstate at Georgia Tech .....	RSN	noon
Virginia at VCU .....	ESPNU	2:00
Central Florida at Florida State .....	ESPN3	2:00
UW-Green Bay at Miami .....	ESPN3	2:00
St. John's at Syracuse .....	ESPN2	5:00
Wake Forest at NC State .....	ESPNU	7:30
Fairleigh Dickinson at Notre Dame .....	ESPN3	8:00

### Sunday, December 7

East Carolina at North Carolina .....	ESPNU	3:00
---------------------------------------	-------	------

Radford at Virginia Tech .....	ESPN3	3:00
Arkansas at Clemson .....	ESPNU	5:00

## Monday, December 8

Savannah State at Miami .....	ESPN3	7:00
-------------------------------	-------	------

## Tuesday, December 9

Mount St. Mary's at Notre Dame .....	ESPN3	7:00
Louisville vs. Indiana .....	ESPN	9:00
Jimmy V Classic, MSG, New York, N.Y.		

## Thursday, December 11

Maine at Boston College .....	ESPN3	7:00
-------------------------------	-------	------

## Friday, December 12

Charleston Southern at NC State (Reynolds Coliseum) .....	RSN	7:00
---	-----	------

## Saturday, December 13

North Carolina at Kentucky .....	CBS	Noon
St. Bonaventure at Pittsburgh .....	ESPNU	2:00
Florida State at Notre Dame .....	ESPN2	8:00

## Sunday, December 14

Binghamton at Boston College .....	ESPN3	1:00
Alabama A&M at Virginia Tech .....	ESPN3	3:00
Auburn at Clemson .....	ESPN3	4:00
Louisiana Tech at Syracuse .....	ESPNU	4:00
Wofford at NC State (Reynolds Coliseum) .....	RSN	4:00
UNC-Wilmington at Louisville .....	ESPNU	6:00
Samford at Wake Forest .....	ESPN3	6:00

## Monday, December 15

Elon at Duke .....	ESPNU	7:00
Appalachian State at Georgia Tech .....	ESPN3	7:00

## Tuesday, December 16

North Carolina at UNCG .....	ESPN2	7:00
------------------------------	-------	------

## Wednesday, December 17

North Florida at Florida State .....	RSN	7:00
Tennessee at NC State .....	ESPN2	7:00
Manhattan at Pittsburgh .....	ESPN3	7:00

## Thursday, December 18

Cleveland State at Virginia .....	ESPNU	7:00
Duke vs. Connecticut .....	ESPN	8:00
IZOD Center, East Rutherford, N.J.		

## Friday, December 19

Clemson vs. South Carolina .....	SECN	7:00
Eastern Kentucky at Miami .....	ESPN3	7:00

## Saturday, December 20

Louisville at Western Kentucky .....	FoxS1	Noon
Syracuse at Villanova .....	FOX	1:00
The Citadel at Virginia Tech .....	ESPN3	1:00
North Carolina vs. Ohio State .....	CBS	1:00
CBS Sports Classic, United Center, Chicago, Illinois		
Vanderbilt at Georgia Tech .....	ESPN3	2:00
Florida State vs. South Florida .....	-	2:00
Orange Bowl Classic, Sunrise, Fla.		
Oakland at Pittsburgh .....	RSN	4:00
Wake Forest vs. Florida .....		4:30
Orange Bowl Classic, Sunrise, Fla.		
Notre Dame vs. Purdue .....	B10N	5:15
Crossroads Classic, Indianapolis, Ind.		
NC State vs. West Virginia .....	ESPN2	9:30
GothamClassic, MSG, New York, N.Y.		

## Sunday, December 21

Harvard at Virginia .....	ESPNU	Noon
Southern California at Boston College .....	ESPNU	4:00

## Monday, December 22

Stetson at Florida State .....	ESPN3	2:00
Oakland at Clemson .....	ESPN3	7:00
Northern Illinois at Notre Dame .....	ESPN3	7:00
Colgate at Syracuse .....	ESPNU	7:00
Bucknell at Wake Forest .....	ESPN3	7:00
VMI at Virginia Tech .....	ESPN3	7:00
Miami vs. Providence .....	FoxS1	9:00
Barclays Center, Brooklyn, N.Y.		

## Tuesday, December 23

Louisiana Tech at NC State .....	ESPN3	7:00
CSU-Northridge at Louisville .....	ESPNU	7:00
Holy Cross at Pittsburgh .....	ESPN3	7:00
Georgia Tech at Dayton .....	CBSSN	8:00

## Saturday, December 27

Kentucky at Louisville .....	ESPN2	2:00
Presbyterian at Virginia Tech .....	ESPN3	7:00
UAB at North Carolina .....	ESPN2	7:30



# 2014-15 ACC Basketball Schedule

**Sunday, December 28**

Long Beach at Syracuse.....	ESPNU	2:00
Wake Forest at Richmond.....	NBCSN	4:00

**Monday, December 29**

UMass-Lowell at Boston College.....	ESPN3	2:00
Toledo at Duke.....	ESPN2	7:00

**Tuesday, December 30**

Virginia Tech at West Virginia.....	ESPNU	2:00
Cincinnati at NC State.....	ESPNU	4:00
Davidson at Virginia.....	ESPNU	6:00
Robert Morris at Clemson.....	ESPN3	7:00
Florida at Florida State.....	ESPN2	7:00
UNC Charlotte at Georgia Tech.....	ESPN3	7:00
William & Mary at North Carolina.....	RSN	7:00
Hartford at Notre Dame.....	ESPN3	7:00
Long Beach State at Louisville.....	ESPN3	7:00
College of Charleston at Miami.....	ESPN3	7:00
Florida Gulf Coast at Pittsburgh.....	ESPN3	7:30

**Wednesday, December 31**

Princeton at Wake Forest.....	ESPN3	1:00
Wofford at Duke.....	RSN	3:00
Cornell at Syracuse.....	ESPNU	6:00

**Friday, January 2**

Florida State at Mississippi State.....	ESPNU	8:00
---	-------	------

**Saturday, January 3**

Pittsburgh at NC State.....	ACCN	Noon
Syracuse at Virginia Tech.....	RSN	Noon
Georgia Tech at Notre Dame.....	ACCN	2:30
Boston College at Duke.....	RSN	4:00
Virginia at Miami.....	ESPN2	2/4:30
North Carolina at Clemson.....	ESPN	4:30/8

**Sunday, January 4**

Louisville at Wake Forest.....	ESPNU	8:00
--------------------------------	-------	------

**Monday, January 5**

Notre Dame at North Carolina.....	ESPN/2	7:00
-----------------------------------	--------	------

**Tuesday, January 6**

Virginia Tech at Florida State.....	RSN	7:00
Pittsburgh at Boston College.....	RSN	9:00

**Wednesday, January 7**

Syracuse at Georgia Tech.....	ESPNU	7:00
NC State at Virginia.....	ESPN2	7:00
Clemson at Louisville.....	ACCN	9:00
Duke at Wake Forest.....	ACCN	9:00

**Saturday, January 10**

Georgia Tech at Wake Forest.....	ACCN	Noon
Clemson at Pittsburgh.....	RSN	Noon
Louisville at North Carolina.....	ESPN	2:00
Virginia at Notre Dame.....	ESPN2	6:00
Boston College at Miami.....	RSN	4:00

**Sunday, January 11**

Duke at NC State.....	CBS	1:30/4:30
Florida State at Syracuse.....	ESPNU	8:00

**Tuesday, January 13**

Virginia Tech at Louisville.....	RSN	7:00
Clemson at Virginia.....	ACCN	8:00
Wake Forest at Syracuse.....	ACCN	8:00
Miami at Duke.....	ESPNU	9:00

**Wednesday, January 14**

Notre Dame at Georgia Tech.....	RSN	7:00
North Carolina at NC State.....	ESPN2	7:00
Harvard at Boston College.....	ESPN3	7:00
Florida State at Pittsburgh.....	RSN	9:00

**Saturday, January 17**

Duke at Louisville.....	ESPN/2	Noon
NC State at Florida State.....	ACCN	1:30
Miami at Notre Dame.....	ESPN/2	2:00
Virginia at Boston College.....	RSN	2:00
Georgia Tech at Pittsburgh.....	ACCN	4:00
Syracuse at Clemson.....	ACCN	4:00

**Sunday, January 18**

Virginia Tech at North Carolina.....	ESPNU	6:30
--------------------------------------	-------	------

**Monday, January 19**

Pittsburgh at Duke.....	ESPN	7:00
Florida State at Clemson.....	ESPNU	9:00

**Tuesday, January 20**

Boston College at Syracuse.....	ESPNU	7:00
---------------------------------	-------	------

**Wednesday, January 21**

North Carolina at Wake Forest.....	ESPN2	7:00
------------------------------------	-------	------

**Thursday, January 22**

Notre Dame at Virginia Tech.....	RSN	7:00
Georgia Tech at Virginia.....	ACCN	8:00
NC State at Miami.....	ACCN	8:00

**Saturday, January 24**

Wake Forest at Clemson.....	ACCN	Noon
Florida State at North Carolina.....	ESPN/ESPN2	2:00
Miami at Syracuse.....	SPN/ESPN2	4:00

**Sunday, January 25**

Virginia at Virginia Tech.....	ACCN	1:00
Boston College at Georgia Tech.....	RSN	1:00
Duke at St. John's.....	FOX	2:00
Louisville at Pittsburgh.....	CBS	4:00
Notre Dame at NC State.....	ESPNU	6:30

**Monday, January 26**

Syracuse at North Carolina.....	ESPN	7:00
---------------------------------	------	------

**Tuesday, January 27**

Pittsburgh at Virginia Tech.....	ESPNU	7:00
----------------------------------	-------	------

**Wednesday, January 28**

Wake Forest at Florida State.....	RSN	7:00
Duke at Notre Dame.....	ESPN2	7:30
Clemson at NC State.....	ACCN	9:00
Louisville at Boston College.....	ACCN	9:00
Georgia Tech at Miami.....	RSN	9:00

**Saturday, January 31**

NC State at Georgia Tech.....	ACCN	Noon
Notre Dame at Pittsburgh.....	ACCN	Noon
Boston College at Clemson.....	RSN	Noon
Virginia Tech at Wake Forest.....	RSN	2:00
Duke at Virginia.....	ESPN/2	4/7:00
North Carolina at Louisville.....	ESPN/2	4/7:00

**Sunday, February 1**

Miami at Florida State.....	ESPNU	12:30
-----------------------------	-------	-------

**Monday, February 2**

Virginia at North Carolina.....	ESPN	7:00
Bryant at Pittsburgh.....	ESPN3	7:00

**Tuesday, February 3**

Louisville at Miami.....	ACCN	8:00
NC State at Wake Forest.....	ACCN	8:00
Virginia Tech at Syracuse.....	ESPNU	9:00

**Wednesday, February 4**

Georgia Tech at Duke.....	ESPN2	7:00
Boston College at Notre Dame.....	RSN	7:00
Clemson at Florida State.....	RSN	9:00

**Saturday, February 7**

Wake Forest at Georgia Tech.....	RSN	Noon
Notre Dame at Duke.....	CBS	1:00
Florida State at Virginia Tech.....	ACCN	3:00
North Carolina at Boston College.....	ACCN	3:00
Syracuse at Pittsburgh.....	ESPN/2	4:00
Louisville at Virginia.....	ESPN/2	6:00

**Sunday, February 8**

Clemson at Miami.....	ESPNU	6:30
-----------------------	-------	------

**Monday, February 9**

Duke at Florida State.....	ESPN	7:00
Georgia Tech at Virginia Tech.....	ESPNU	9:00

**Tuesday, February 10**

Notre Dame at Clemson.....	ESPN2	7:00
----------------------------	-------	------

**Wednesday, February 11**

Syracuse at Boston College.....	ESPN2	7:00
Miami at Wake Forest.....	RSN	7:00
Pittsburgh at Louisville.....	ACCN	8:00
Virginia at NC State.....	ACCN	8:00

**Saturday, February 14**

North Carolina at Pittsburgh.....	ACCN	Noon
Virginia Tech at Clemson.....	RSN	Noon
Wake Forest at Virginia.....	ACCN	2:30
Florida State at Georgia Tech.....	ACCN	2:30
NC State at Louisville.....	ESPN/ESPN2	4:00
Duke at Syracuse.....	ESPN/ESPN2	6:00

**Sunday, February 15**

Miami at Boston College.....	ESPNU	6:30
------------------------------	-------	------

**Monday, February 16**

Pittsburgh at Virginia.....	ESPN	7:00
Clemson at Georgia Tech.....	ESPNU	7:00

**Tuesday, February 17**

Wake Forest at Notre Dame.....	ESPNU	7:00
--------------------------------	-------	------

**Wednesday, February 18**

Louisville at Syracuse.....	ESPN/2	7:00
Virginia Tech at Miami.....	RSN	7:00
Boston College at Florida State.....	ACCN	9:00
North Carolina at Duke.....	ESPN/ACCN	9:00

**Saturday, February 21**

Pittsburgh at Syracuse.....	ACCN	Noon
Georgia Tech at North Carolina.....	ACCN	Noon
Miami at Louisville.....	ESPN/2	2:00
Clemson at Duke.....	ESPN/2	4:00
Notre Dame at Boston College.....	RSN	4:00
Virginia Tech at NC State.....	ESPN2	6:00

**Sunday, February 22**

Florida State at Virginia.....	ESPNU	6:30
--------------------------------	-------	------

**Monday, February 23**

Louisville at Georgia Tech.....	ESPN	7:00
---------------------------------	------	------

**Tuesday, February 24**

NC State at North Carolina.....	ACCN	8:00
Syracuse at Notre Dame.....	ACCN	8:00
Boston College at Pittsburgh.....	ESPNU	9:00

**Wednesday, February 25**

Virginia at Wake Forest.....	RSN	7:00
Duke at Virginia Tech.....	ESPN2	9:00
Florida State at Miami.....	RSN	9:00

**Saturday, February 28**

NC State at Boston College.....	RSN	Noon
Georgia Tech at Clemson.....	ACCN	Noon
North Carolina at Miami.....	CBS	2:00
Virginia Tech at Virginia.....	ACCN	4:00
Louisville at Florida State.....	ESPN/2	TBA
Syracuse at Duke.....	ESPN	TBA

**Sunday, March 1**

Pittsburgh at Wake Forest.....	ESPNU	6:30
--------------------------------	-------	------

**Monday, March 2**

Virginia at Syracuse.....	ESPN	7:00
Boston College at Virginia Tech.....	ESPNU	9:00

**Tuesday, March 3**

North Carolina at Georgia Tech.....	ESPNU	7:00
NC State at Clemson.....	RSN	9:00

**Wednesday, March 4**

Notre Dame at Louisville.....	ESPN2	7:00
Miami at Pittsburgh.....	ACCN	8:00
Wake Forest at Duke.....	ACCN	8:00

**Saturday, March 7**

Syracuse at NC State.....	CBS	Noon
Miami at Virginia Tech.....	RSN	Noon
Wake Forest at Boston College.....	ACCN	2:00
Clemson at Notre Dame.....	ACCN	4:00
Duke at North Carolina.....	ESPN	6/9:00
Pittsburgh at Florida State.....	ESPN/ESPN2	TBA
Virginia at Louisville.....	ESPN/ESPN2	TBA

**62nd Annual ACC Tournament  
Greensboro (N.C.) Coliseum**

**Tuesday, March 10 (First Round)**

Game #1.....	ESPN networks/ACCN	TBA
Game #2.....	ESPN networks/ACCN	TBA
Game #3.....	ESPN networks/ACCN	TBA

**Wednesday, March 11 (Second Round)**

Game #4.....	ESPN networks/ACCN	Noon
Game #5.....	ESPN networks/ACCN	2:00
Game #6.....	ESPN networks/ACCN	7:00
Game #7.....	ESPN networks/ACCN	9:00

**Thursday, March 12 (Quarterfinals)**

Game #8.....	ESPN networks/ACCN	Noon
Game #9.....	ESPN networks/ACCN	2:00
Game #10.....	ESPN networks/ACCN	7:00
Game #11.....	ESPN networks/ACCN	9:00

**Friday, March 13 (Semifinals)**

Game #12.....	ESPN/ACCN	7:00
Game #13.....	ESPN/ACCN	9:00

**Saturday, March 14 (Finals)**

Game #14.....	ESPN/ACCN	8:30
---------------	-----------	------

## 1999 (ACC 5-4)

Wake Forest d. Wisconsin	67-48	ACC 1-0
#24 Maryland d. Iowa	83-65	ACC 2-0
#17 Duke d. #16 Illinois	72-69	ACC 3-0
Minnesota d. Virginia	74-62	ACC 3-1
Michigan d. Georgia Tech	80-77	ACC 3-2
NC State d. #19 Purdue	61-59	ACC 4-2
#8 Michigan St. d. #2 North Carolina	86-76	ACC 4-3
Florida State d. Northwestern	60-46	ACC 5-3
Penn State d. Clemson	85-75	ACC 5-4

## 2000 (ACC 5-4)

#12 Wake Forest d. Michigan	71-60	ACC 1-0
Clemson d. Northwestern	57-44	ACC 2-0
#1 Duke d. #9 Illinois	78-77	ACC 3-0
Iowa d. Georgia Tech	85-67	ACC 3-1
#21 Virginia d. Purdue	98-79	ACC 4-1
#3 Michigan State d. #2 N. Carolina	77-64	ACC 4-2
Minnesota d. Florida State	76-71	ACC 4-3
#23 Wisconsin d. #13 Maryland (ot)	78-75	Tied 4-4
NC State d. Penn State	84-76	ACC 5-4

## 2001 (ACC 5-3)

#5 Maryland d. #2 Illinois	76-63	ACC 1-0
Ohio State d. NC State	64-50	Tied 1-1
#1 Duke d. #7 Iowa	80-62	ACC 2-1
#25 Wake Forest d. Minnesota	85-79	ACC 3-1
Georgia Tech d. Wisconsin	62-61	ACC 4-1
#22 Michigan St. & #9 Virginia cancelled		
Clemson d. Penn State	79-66	ACC 5-1
Indiana d. North Carolina	79-66	ACC 5-2
Northwestern d. Florida State	57-50	ACC 5-3

## 2002 (ACC 5-4)

Florida State d. Iowa	80-67	ACC 1-0
#4 Duke d. Ohio State	91-76	ACC 2-0
Clemson d. Penn State	79-70	ACC 3-0
#10 Indiana d. #9 Maryland (ot)	80-74	ACC 3-1
#25 Illinois d. #12 North Carolina	92-65	ACC 3-2
#20 Minnesota d. Georgia Tech	64-63	Tied 3-3
NC State d. Northwestern	74-49	ACC 4-3
#19 Michigan State d. Virginia	82-75	Tied 4-4
Wake Forest d. #23 Wisconsin	90-80	ACC 5-4

## 2003 (ACC 7-2)

Florida State d. Northwestern	71-53	ACC 1-0
#18 Wake Forest d. Indiana	100-67	ACC 2-0
Michigan d. NC State	68-61	ACC 2-1
#10 North Carolina d. #11 Illinois	88-81	ACC 3-1
Maryland d. #15 Wisconsin	73-67	ACC 4-1
#13 Georgia Tech d. Ohio State	73-53	ACC 5-1
#20 Purdue d. Clemson	76-64	ACC 5-2
#6 Duke d. #5 Michigan State	72-50	ACC 6-2
Virginia d. Minnesota	86-78	ACC 7-2

## 2004 (ACC 7-2)

#16 NC State d. Purdue	60-53	ACC 1-0
#4 Georgia Tech d. Michigan	88-68	ACC 2-0
Florida State d. Minnesota	70-69	ACC 3-0
#10 Duke d. #11 Michigan State	81-74	ACC 4-0
#25 Wisconsin d. #12 Maryland	69-64	ACC 4-1
#5 Illinois d. #1 Wake Forest	91-73	ACC 4-2
Clemson d. Ohio State	80-73	ACC 5-2
#9 North Carolina d. Indiana	70-63	ACC 6-2
Virginia d. Northwestern	48-44	ACC 7-2

## 2005 (ACC 6-5)

Ohio State d. Virginia Tech	69-56	Big Ten 1-0
#22 Wake Forest d. Wisconsin	91-88	Tied 1-1
Florida State d. Purdue	97-57	ACC 2-1
Clemson d. Penn State	96-88	ACC 3-1
#12 Illinois d. North Carolina	68-64	ACC 3-2
Michigan d. Miami	74-53	Tied 3-3
#13 Michigan St. d. Georgia Tech	88-86	Big Ten 4-3
#23 Maryland d. Minnesota	83-66	Tied 4-4
Virginia d. Northwestern	72-57	ACC 5-4
#1 Duke d. #17 Indiana	75-67	ACC 6-4
#15 Iowa d. #24 NC State	45-42	ACC 6-5

## 2006 (ACC 8-3)

NC State d. Michigan	74-67	ACC 1-0
#19 Maryland d. Illinois	72-66	ACC 2-0
#12 Wisconsin d. Florida State	81-66	ACC 2-1
#21 Georgia Tech d. Penn State	77-73	ACC 3-1
#10 Duke d. Indiana	54-51	ACC 4-1
Northwestern d. Miami	61-59	ACC 4-2

## ACC 10 Big Ten 3 Tie 2

## Challenge Results

ACC	H	R	N	W-L	Streak
Boston College	3-1	3-1	0-0	6-2	Lost 1
Clemson	4-3	5-2	0-0	9-5	Lost 1
Duke	6-0	3-2	4-0	13-2	Won 2
Florida State	4-3	2-6	0-0	6-8	Lost 6
Georgia Tech	4-2	1-6	0-1	5-9	Won 1
Louisville	0-0	0-0	0-0	0-0	--
Maryland	5-1	4-2	1-2	10-5	Lost 1
Miami	2-1	0-4	0-0	2-5	Lost 1
North Carolina	3-3	3-4	2-0	8-7	Won 1
NC State	5-2	1-6	0-0	6-8	Won 1
Notre Dame	0-0	0-1	0-0	0-1	Lost 1
Pittsburgh	1-0	0-0	0-0	1-0	Won 1
Syracuse	1-0	0-0	0-0	1-0	Won 1
Virginia	5-2	3-4	0-0	8-6	Lost 1
Virginia Tech	2-2	1-3	0-0	3-5	Won 1
Wake Forest	6-1	4-2	0-0	10-3	Lost 1
<b>Totals</b>	<b>51-21</b>	<b>30-43</b>	<b>7-3</b>	<b>88-67</b>	

Big Ten	H	R	N	W-L	Streak
Illinois	4-2	3-3	0-3	7-8	Lost 1
Indiana	2-3	2-5	1-0	5-8	Lost 1
Iowa	3-3	0-5	0-2	3-10	Won 1
Maryland	0-0	0-0	0-0	0-0	--
Michigan	3-3	1-5	1-0	5-8	Lost 1
Michigan State	5-2	1-5	0-1	6-8	Lost 2
Minnesota	5-3	2-5	0-0	7-8	Won 3
Nebraska	2-1	1-0	0-1	2-1	Won 2
Northwestern	4-3	2-6	0-0	6-9	Lost 2
Ohio State	5-2	2-3	0-1	7-6	Won 1
Penn State	2-4	3-4	0-0	5-8	Lost 2
Purdue	5-2	2-4	0-0	7-6	Won 5
Rutgers	0-0	0-0	0-0	0-0	--
Wisconsin	4-2	2-6	1-0	7-8	Won 1
<b>Totals</b>	<b>43-30</b>	<b>21-51</b>	<b>3-7</b>	<b>67-88</b>	

■ The ACC has won 10 of the 15 Challenges played to date; there have been two ties ... ACC teams have won 88 of the 155 Challenge games (.568) played to date.

■ Teams that lead at halftime are 115-38 (.752) in Challenge play ... there have been two ties at halftime ... the largest halftime deficit overcome was 20 points (27-to-47) by Illinois in a 76-74 win over Clemson in 2009 ... the ACC has won 25 games after trailing at halftime, the Big Ten 13.

■ At least one ranked team has played in 77 of the 155 Challenge games to date ... 32 games have had both teams ranked ... in the 2001 game between Michigan State and Virginia that was cancelled because of a slippery floor, both teams were ranked.

Boston College d. Michigan State	65-58	ACC 5-2
Purdue d. #25 Virginia	61-59	ACC 5-3
Virginia Tech d. Iowa	69-65	ACC 6-3
#6 North Carolina d. #1 Ohio State	98-89	ACC 7-3
Clemson d. Minnesota	90-68	ACC 8-3

## 2007 (ACC 8-3)

Wake Forest d. Iowa	56-47	ACC 1-0
Indiana d. Georgia Tech	83-79	tied 1-1
Virginia d. Northwestern	94-52	ACC 2-1
Florida State d. Minnesota	75-61	ACC 3-1
#7 Duke d. #20 Wisconsin	82-58	ACC 4-1
#18 Clemson d. Purdue	61-58	ACC 5-1
Boston College d. Michigan	77-64	ACC 6-1
#10 Michigan State d. NC State	81-58	ACC 6-2
Maryland d. Illinois	69-61	ACC 7-2
#1 North Carolina d. Ohio State	66-55	ACC 8-2
Penn State d. Virginia Tech	66-61	ACC 8-3

## 2008 (ACC 6-5)

#22 Wisconsin d. Virginia Tech	74-72	Big Ten 1-0
Boston College d. Iowa	57-55	Tied 1-1
Ohio State d. #21 Miami	73-68	Big Ten 2-1
Clemson d. Illinois	76-74	Tied 2-2
#7 Duke d. #9 Purdue	76-60	ACC 3-2
Minnesota d. Virginia	66-56	Tied 3-3
#15 Wake Forest d. Indiana	83-58	ACC 4-3
Penn State d. Georgia Tech	85-83	Tied 4-4
Maryland d. Michigan	75-70	ACC 5-4
#1 No. Carolina d. #13 Michigan St.	98-63	ACC 6-4
Northwestern d. Florida State	73-59	ACC 6-5

## 2009 (Big Ten 6-5)

Penn State d. Virginia	69-66	Big Ten 1-0
Northwestern d. NC State	65-53	Big Ten 2-0
#4 Purdue d. Wake Forest	69-58	Big Ten 3-0
Maryland d. Indiana	80-68	Big Ten 3-1
#10 North Carolina d. #9 Michigan St.	89-82	Big Ten 3-2
Virginia Tech d. Iowa	70-64	Tied 3-3
Illinois d. #18 Clemson	76-74	Big Ten 4-3
Boston College d. Michigan	62-58	Tied 4-4
Miami d. Minnesota	63-58	ACC 5-4
Wisconsin d. #6 Duke	73-69	Tied 5-5
#15 Ohio State d. #21 Florida State	77-64	Big Ten 6-5

## 2010 (Big Ten 6-5)

Virginia d. #15 Minnesota	87-79	ACC 1-0
Northwestern d. Georgia Tech	91-71	Tied 1-1
Wake Forest d. Iowa	76-73	ACC 2-1
#2 Ohio State d. Florida State	58-44	Tied 2-2
Michigan d. Clemson	69-61	Big Ten 3-2
#20 Illinois d. North Carolina	79-67	Big Ten 4-2
Wisconsin d. NC State	87-48	Big Ten 5-2
Boston College d. Indiana	88-76	Big Ten 5-3
#22 Purdue d. Virginia Tech	ot 58-55	Big Ten 6-3
Maryland d. Penn State	62-39	Big Ten 6-4
#1 Duke d. #6 Michigan State	84-79	Big Ten 6-5

## 2011 (Big Ten 8-4)

Virginia d. #14 Michigan	70-58	ACC 1-0
Northwestern d. Georgia Tech	76-60	Tied 1-1
Illinois d. Maryland	71-62	Big Ten 2-1
Purdue d. Miami	76-65	Big Ten 3-1
Clemson d. Iowa	71-55	Big Ten 3-2
#2 Ohio State d. #3 Duke	85-63	Big Ten 4-2
Indiana d. NC State	86-75	Big Ten 5-2
Penn State d. Boston College	62-54	Big Ten 6-2
Michigan State d. Florida State	65-49	Big Ten 7-2
Minnesota d. Virginia Tech	58-55	Big Ten 8-2
Wake Forest d. Nebraska	55-53	Big Ten 8-3
#5 North Carolina d. #9 Wisconsin	60-57	Big Ten 8-4

## 2012 (Tied 6-6)

Virginia Tech d. Iowa	95-79	ACC 1-0
#21 Minnesota d. Florida State	77-68	Tied 1-1
#3 Michigan d. #18 NC State	79-72	Big Ten 2-1
Nebraska d. Wake Forest	79-63	Big Ten 3-1
Maryland d. Northwestern	77-57	Big Ten 3-2
#1 Indiana d. #14 North Carolina	83-59	Big Ten 4-1
Virginia d. Wisconsin	60-54	Big Ten 4-3
Purdue d. Clemson	73-61	Big Ten 5-3
Miami d. #13 Michigan State	67-59	Big Ten 5-4
#22 Illinois d. Georgia Tech	75-62	Big Ten 6-4
Boston College d. Penn State	73-61	Big Ten 6-5
#2 Duke d. #4 Ohio State	73-68	Tied 6-6

## 2013 (Tied 6-6)

#4 Syracuse d. #23 Indiana	69-52	ACC 1-0
Georgia Tech d. Illinois	67-64	ACC 2-0
Pittsburgh d. Penn State	78-69	ACC 3-0
#10 Duke d. #22 Michigan	79-69	ACC 4-0
#23 Iowa d. Notre Dame	98-93	ACC 4-1
Minnesota d. Florida State	71-61	ACC 4-2
#5 Ohio State d. Maryland	76-60	ACC 4-3
#8 Wisconsin d. Virginia	48-38	Tied 4-4
NC State d. Northwestern	69-48	ACC 5-4
Purdue d. Boston College	88-67	Tied 5-5
#25 North Carolina d. #1 Michigan State	79-65	ACC 6-5
Nebraska d. Miami	60-49	Tied 6-6





## - Final 2013-14 ACC Standings -

Team	ACC Games					Overall					Notes	
	W	L	Pct.	Hm	Rd	W	L	Pct.	Hm	Rd		Nu
<b>Virginia</b>	16	2	.889	9-0	7-2	30	7	.811	15-2	7-4	8-1	First ACC title since 1976; advanced to Sweet 16
Syracuse	14	4	.778	7-2	7-2	28	6	.824	16-2	8-2	4-2	Sixth-straight season with 27 or more wins
Duke	13	5	.722	9-0	4-5	26	9	.743	17-0	4-5	5-4	19th straight NCAA Tournament appearance
North Carolina	13	5	.722	8-1	5-4	24	10	.706	15-3	6-5	3-2	Won 13 of last 16 to post 10th-straight 20-win season
Pittsburgh	11	7	.611	4-5	7-2	26	10	.722	13-5	7-2	6-3	12th NCAA Tournament appearance in last 13 years
Clemson	10	8	.556	6-3	4-5	23	13	.639	16-3	4-7	3-3	NIT semifinalist; 23 wins most since 2008-09
Florida State	9	9	.500	4-5	5-4	22	14	.611	12-5	6-6	4-3	NIT semifinalist; 20 wins or more in 7 of last 9 seasons
NC State	9	9	.500	5-4	4-5	22	14	.611	13-6	6-6	3-2	3rd-straight NCAA Tournament appearance
Maryland	9	9	.500	7-2	2-7	17	15	.531	12-4	2-8	3-3	Finished .500 in ACC play for the first time in 4 years
Miami	7	11	.389	3-6	4-5	17	16	.515	8-8	7-6	2-2	Won 5 of last 8 to post 7th-straight winning season
Georgia Tech	6	12	.333	3-6	3-6	16	17	.485	10-7	5-7	1-3	Recorded first ACC Tournament win since 2010
Wake Forest	6	12	.333	5-4	1-8	17	16	.515	14-4	1-9	2-3	Posted wins over in-state rivals, Duke, UNC & NC State
Notre Dame	6	12	.333	5-4	1-8	15	17	.469	13-6	1-9	1-2	Irish lost 12 games by eight points or less
Boston College	4	14	.222	1-8	3-6	8	24	.250	4-9	3-11	1-4	36th nationally in free throw percentage (.741)
Virginia Tech	2	16	.111	1-8	1-8	9	22	.290	8-10	1-8	0-4	Lost 7 games by 4 points or less

**Bold denotes ACC Champion**

### ..... 2013-14 Atlantic Coast Conference Notebook .....

►With its 6-6 mark in the 2014 NCAA Tournament, the ACC extended its non-losing streak in NCAA Tournament play to 27 years in a row ... the Big Ten is second with a streak of eight straight seasons, while the SEC is third at five.

►Over the past 14 years (2001-2014), the ACC has won an NCAA-best five National Championships ... the Big East is second with four, the SEC (3) is third ... the American Athletic and the Big 12 have each won one national title.

#### NCAA Titles (2001-2014)

ACC.....	5	American Athletic ...	1
Big East.....	4	Big 12.....	1
SEC.....	3		

►With two teams - Virginia (3) and Duke (8) - listed in the final 2014 Associated Press ranking, the ACC extended its streak to 54 consecutive seasons with at least one team ranked in the top 10 of the final AP Poll ... the ACC has had two or more top-10 teams in 16 of the last 22 polls and 30 times overall.

►Virginia captured its first ACC title since 1976, and second overall, with a 72-63 win over Duke in the championship game of the 2014 ACC Tournament ... the Cavaliers received the No. 1 seed in the NCAA East Regional after posting 19 wins against ACC opposition (16 regular-season victories, plus three in the ACC Tournament); that total tied the 1999 Duke team for the most in ACC history.

►For the first time since 2000, and for only the third time in league history, two ACC teams - Clemson and Florida State - advanced to the semifinals of the NIT.

►NC State sophomore T.J. Warren, the ACC Player of the Year and a first-team All-American by Basketball Times, set a league single-season record with 31 games of 20 or more points en route to leading the ACC and finishing fourth nationally in scoring (24.9) ... Warren became only the third player in conference history to lead the league in both scoring and field goal percentage (.525) in the same season.

►With Duke's Jabari Parker's unanimous All-America selection, the ACC has now had at least one consensus first-team All-American in 20 of the past 24 years ... since 1981, the ACC has produced 40 consensus All-Americans, 14 more than any other conference.

►Duke's Jabari Parker, the USBWA National Freshman of the Year, became the 12th freshman in ACC history to lead his team in both scoring (19.1) and rebounding (8.7) ... his 19.1 points per game were the fourth-highest by a freshman in league annals, while his 18 20-point games were second.

►Duke's Mike Krzyzewski (983) and Syracuse's Jim Boheim (948) are the two winningest coaches in NCAA Division I history ... North Carolina's Roy Williams, with a 724-190 mark, is the NCAA leader in win percentage (.792) among active coaches with 20 or more seasons.

►Duke has been ranked in the AP poll for 136 consecutive weeks, the fifth-longest streak in ACC history and the 10th best in NCAA annals ... Kansas is currently second with 103 straight rankings, while Syracuse is third at 95.

Led by North Carolina (820), the ACC has four of the top seven schools in all-time Associated Press Rankings.

#### AP Poll Ranking Leaders (1949-2014)

North Carolina....	820	UCLA.....	667
Kentucky.....	806	Louisville.....	568
Duke.....	718	Syracuse.....	539
Kansas.....	669	Indiana.....	532

►For the first time in 19 years, the ACC has had four different champions over a four-year period ... Virginia's ACC championship in 2014 followed titles by Miami (2013), Florida State (2012) and Duke (2011) ... only once in league history has there been a five-year run of different teams crowned ACC champion and that occurred between 1957 and 1961 when North Carolina (1957), Maryland (1958), NC State (1959), Duke (1960) and Wake Forest (1961) won the ACC Tournament.

### ..... Milestones .....

NC State forward T.J. Warren led the ACC in per game scoring improvement (+12.8) from 2012-13 ... the nation's third leading scorer (24.9), Warren improved his scoring average from 12.1 points per game to 24.9 ppg, a 12.8 points per game improvement, tying for the sixth-best single-season mark in ACC history.

Syracuse's 25-0 start was the third-best in ACC history, behind only NC State (27-0) in 1973 and North Carolina (32-0) in 1957.

Duke's Jabari Parker scored 20 or more points in 18 games - the second highest total by an ACC freshman in a single season.

Florida State led the ACC in field goal percentage (.466) for the first time since joining the league in 1991-92.

Pittsburgh sophomore James Robinson led the ACC and was third nationally a year ago with an ACC single season record 4.11-to-1 assists to turnover ratio.

Clemson led the ACC in free throw percentage (.744) for the first time in league history.

Boston College's Olivier Hanlan finished 16th among ACC sophomore scoring leaders with 1,100 points.

Virginia became the first ACC team to lead the NCAA in scoring defense (55.7) ... the Cavaliers have led the ACC in scoring defense in each of the past three years.

Georgia Tech's Daniel Miller and Wake Forest's Travis McKie finished their careers as only the ninth and 10th players in ACC history to start 100 percent of their team's games over a four-year career ... Miller finished 11th among ACC career blocked shot leaders with 286.

## 2014 ACC Award Recipients

Player  
of the YearT.J. Warren  
NC StateFreshman  
of the YearJabari Parker  
DukeDefensive Player  
of the YearK.J. McDaniels  
ClemsonCoach  
of the YearTony Bennett  
VirginiaMost Improved  
PlayerMarcus Paige  
North CarolinaSixth Man  
Award - MediaJustin Anderson  
VirginiaSixth Man  
Award - CoachesIan Miller  
Florida State

## ACSMA - Media

## Player of the Year

T.J. Warren, So., NC State	48
Jabari Parker, Fr., Duke	25
Marcus Paige, So., North Carolina	2
C. J. Fair, Sr., Syracuse	1
K.J. McDaniels, Jr., Clemson	1

## Freshman of the Year

Jabari Parker, Duke	72
Tyler Ennis, Syracuse	4
London Perrantes, Virginia	1

## Defensive Player of the Year

K.J. McDaniels, Jr., Clemson	39
Akil Mitchell, Sr., Virginia	21
Daniel Miller, Sr., Georgia Tech	5
Jabari Parker, Fr., Duke	4
Tyler Ennis, Fr., Syracuse	3
Justin Anderson, So., Virginia	1
Marcus Paige, So., North Carolina	1
Devin Thomas, So., Wake Forest	1
T.J. Warren, So., NC State	1
Cameron Wright, Jr., Pittsburgh	1

## Most Improved

Marcus Paige, So., North Carolina	27
T.J. Warren, So., NC State	15
Rion Brown, Sr., Miami	14
Lamar Patterson, Sr., Pittsburgh	5
K.J. McDaniels, Jr., Clemson	3
J.P. Tokoto, So., North Carolina	2
Malcolm Brogdon, So., Virginia	2
9 others receiving	1

## Sixth Man Award

Justin Anderson, So., Virginia	29
Ian Miller, Sr., Florida State	17
Brice Johnson, So., North Carolina	13
Aaron Thomas, So., Florida State	4
Andre Dawkins, Sr., Duke	4
Coron Williams, Sr., Wake Forest	3
6 others tied with	1

## Coach of the Year

Tony Bennett, Virginia	68
Roy Williams, North Carolina	6
Jamie Dixon, Pittsburgh	1
Brad Brownell, Clemson	1
Jim Larranaga, Miami	1

## Coaches

## Player of the Year

T.J. Warren, So., NC State	7
Jabari Parker, Fr., Duke	3
Malcolm Brogdon, So., Virginia	3
Akil Mitchell, Sr., Virginia	1
Marcus Paige, So., North Carolina	1

## Freshman of the Year

Jabari Parker, Duke	13
Tyler Ennis, Syracuse	2

## Defensive Player of the Year

K.J. McDaniels, Jr., Clemson	7
Akil Mitchell, Sr., Virginia	5
Justin Anderson, So., Virginia	1
Malcolm Brogdon, So., Virginia	1
Danny Miller, Sr., Georgia Tech	1

## Most Improved

Marcus Paige, So., North Carolina	6
Malcolm Brogdon, So., Virginia	3
K.J. McDaniels, Jr., Clemson	2
Rion Brown, Sr., Miami	1
Codi Miller-McIntyre, So., Wake Forest	1
Landry Nnoko, So., Clemson	1
Lamar Patterson, Sr., Pittsburgh	1

## Sixth Man Award

Ian Miller, Sr., Florida State	7
Justin Anderson, So., Virginia	3
Brice Johnson, So., North Carolina	3
Andre Dawkins, Sr., Duke	1
Coron Williams, Sr., Wake Forest	1

## Coach of the Year

Tony Bennett, Virginia	14
Roy Williams, North Carolina	1

ACSMA denotes Atlantic Coast Sports Media Association

## 2013-14 ACC Players of the Week

## ACC Player of the Week

N11	Trevor Cooney, Syracuse
N18	Olivier Hanlan, Boston College
	Jabari Parker, Duke
N25	Marcus Paige, North Carolina
D2	Lamar Patterson, Pittsburgh
D9	Jarell Eddie, Virginia Tech
D16	Marcus Paige, North Carolina
D23	Aaron Thomas, Florida State
D30	Eric Atkins, Notre Dame
J6	Eric Atkins, Notre Dame
J13	Lamar Patterson, Pittsburgh
J20	Rasheed Suliamon, Duke
J27	Travis McKie, Wake Forest
	Lamar Patterson, Pittsburgh
F3	C.J. Fair, Syracuse
F10	Jabari Parker, Duke
F17	James Michael McAdoo, North Carolina
F24	Marcus Paige, North Carolina
M3	Marcus Paige, North Carolina
	Malcolm Brogdon, Virginia
M10	T.J. Warren, NC State
M17	Joe Harris, Virginia

## ACC Rookie of the Week

N11	Jabari Parker, Duke
N18	Jabari Parker, Duke
N25	Jabari Parker, Duke
D2	Tyler Ennis, Syracuse
D9	Kennedy Meeks, North Carolina
D16	Roddy Peters, Maryland
D23	Jabari Parker, Duke
D30	Tyler Ennis, Syracuse
J6	Steve Vasturia, Notre Dame
J13	Jaron Blossomgame, Clemson
J20	Tyler Ennis, Syracuse
J27	Jabari Parker, Duke
F3	Jabari Parker, Duke
	Tyler Ennis, Syracuse
F10	Jabari Parker, Duke
F17	Jabari Parker, Duke
F24	Jabari Parker, Duke
M3	Tyler Ennis, Syracuse
M10	Jabari Parker, Duke



## 2014 All-ACC Teams

### ACSMA All-ACC

First Team	1st Team	Total
Jabari Parker, Fr., Duke	*77	231
T.J. Warren, So., NC State	*77	231
Marcus Paige, So., North Carolina	69	223
C.J. Fair, Sr., Syracuse	47	200
K.J. McDaniels, Jr., Clemson	46	199

2nd Team		
Malcolm Brogdon, So., Virginia	35	170
Lamar Patterson, Sr., Pittsburgh	10	158
Tyler Ennis, Fr., Syracuse	13	156
Rodney Hood, So., Duke	5	148
James Michael McAdoo, Jr., North Carolina	2	103

3rd Team		
Olivier Hanlan, So., Boston College	3	101
Joe Harris, Sr., Virginia	2	79
Rion Brown, Sr., Miami	0	52
Dez Wells, Jr., Maryland	0	45
Daniel Miller, Sr., Georgia Tech	0	34

### Honorable Mention

Eric Atkins, Notre Dame (1) 30; Talib Zanna, Pittsburgh (28); Aaron Thomas, Florida State (27); Akil Mitchell, Virginia (17); Jerami Grant, Syracuse (15); Ryan Anderson, Boston College (10).

### ACSMA All-ACC Freshmen Team

Tyler Ennis, Syracuse	*77
Jabari Paker, Duke	*77
London Parantes, Virginia	66
Kennedy Meeks, North Carolina	60
Devin Wilson - Virginia Tech	55

### ACSMA All-ACC Defensive Team

K J McDaniels, Jr., Clemson	66
Daniel Miller Sr., Georgia Tech	60
Akil Mitchell, Sr., Virginia	51
Tyler Ennis, Fr., Syracuse	38
J. P Tokoto, So., North Carolina	18

### Coaches All-ACC

First Team	Total
Jabari Parker, Fr., Duke	42
T.J. Warren, So., NC State	41
Marcus Paige, So., North Carolina	40
C.J. Fair, Sr., Syracuse	39
Malcolm Brogdon, So., Virginia	36

2nd Team	
Tyler Ennis, Fr., Syracuse	33
Lamar Patterson, Sr., Pittsburgh	31
Rodney Hood, So., Duke	30
K.J. McDaniels, Jr., Clemson	28
Joe Harris, Sr., Virginia	24

3rd Team	
James Michael McAdoo, Jr., North Carolina	21
Olivier Hanlan, So., Boston College	15
Dez Wells, Jr., Maryland	13
Eric Atkins, Sr., Notre Dame	8
Rion Brown, Sr., Miami	8

### Honorable Mention

Akil Mitchell, Virginia (7); Jerami Grant, Syracuse (4); Pat Connaughton, Notre Dame (4); Ian Miller, Florida State (4); Talib Zanna, Pittsburgh (4)

### ACSMA All-ACC Freshmen Team

Tyler Ennis, Syracuse	*14
Jabari Paker, Duke	*14
London Parantes, Virginia	13
Kennedy Meeks, North Carolina	13
Devin Wilson, Virginia Tech	10

### ACSMA All-ACC Defensive Team

K J McDaniels, Jr., Clemson	13
Daniel Miller Sr., Georgia Tech	11
Akil Mitchell, Sr., Virginia	9
Okaro White, Sr., Florida State	6
J. P Tokoto, So., North Carolina	6

### 2014 All-ACC Academic Men's Basketball Team

Name	School	Hometown	Academic Major
Jamel Artis, Fr.	Pittsburgh	Baltimore, Md.	Arts & Sciences
Jarell Eddie, Sr.	Virginia Tech	Charlotte, N.C.	Psychology
Marcus Georges-Hunt, So.	Georgia Tech	College Park, Ga.	Science, Technology & Culture
Trae Golden, Sr.	Georgia Tech	Powder Springs, Ga.	Science, Technology & Culture
Rodney Hood, So.	Duke	Meridian, Miss.	Sociology & Visual Arts
Amile Jefferson, So.	Duke	Philadelphia, Pa.	Undeclared
Will Johnston, Jr.	Virginia Tech	Midlothian, Va.	Human Nutrition, Food & Exercise
Donnavan Kirk, Gr.	Miami	Pontiac, Mich.	Community & Social Change
Josh Newkirk, Fr.	Pittsburgh	Raleigh, N.C.	Arts & Sciences
Marcus Paige, So.	North Carolina	Marion, Iowa	Journalism/Public Relations
Jabari Parker, Fr.	Duke	Chicago, Ill.	Undeclared
Joe Rahon, So.	Boston College	San Diego, Calif.	Economics
Trevor Thompson, Fr.	Virginia Tech	Indianapolis, Ind.	University Studies
Joey van Zegeren, So.	Virginia Tech	Hoogetveen, The Netherlands	International Studies
Coron Williams, Gr.	Wake Forest	Midlothian, Va.	Liberal Studies
Cameron Wright, Jr.	Pittsburgh	Cleveland, Ohio	Business-Marketing
Michael Young, Fr.	Pittsburgh	Duquesne, Pa.	Arts & Sciences

## Virginia captures first ACC title since 1976 with 72-63 win over Duke



After placing atop the Atlantic Coast Conference regular-season standings in convincing fashion, the Virginia Cavaliers lived up to their billing in the 61st annual ACC Tournament at Greensboro, N.C. ... led by MVP Joe Harris and the steady play of fellow all-tournament selections Malcolm Brogdon, Akil Mitchell and Anthony Gill, Virginia turned back ninth-seeded Florida State in the quarterfinals, edged fifth-seeded Pitt in the semifinal round and then outlasted third-seeded Duke, 72-63, in the championship game ... the ACC Tournament championship was the second for the Cavaliers, who first won the title as the No. 6 seed in 1976 at Landover, Md. ... this year's Virginia team, led by fifth-year head coach Tony Bennett, received the No. 1 seed in the NCAA East Regional after posting 19 wins against ACC opposition (16 regular-season victories, plus three in the ACC Tournament) ... that total tied the 1999 Duke team for the most in ACC history ... Harris scored 47 points in three games to lead the defensive-minded Cavaliers, who held each of their ACC Tournament opponents to under 50 percent shooting from the field ... Harris was joined on the All-ACC Tournament first team by Brogdon, who grabbed a game-high nine rebounds in the quarterfinal win over Florida State and scored a career-high 23 points in the title game win over Duke.

### 61st Annual ACC Tournament

Greensboro (N.C.) Coliseum, March 12-16, 2014

#### Wednesday, March 12 (First Round)

#12 Wake Forest d. #13 Notre Dame	81-69
#10 Miami d. #15 Virginia Tech	57-53
#11 Georgia Tech d. #14 Boston College	73-70

#### Thursday, March 13 (Second Round)

#9 Florida State d. #8 Maryland	67-65
#5 Pittsburgh d. #12 Wake Forest	84-55
#7 NC State d. #10 Miami	67-58
#6 Clemson d. #11 Georgia Tech	ot 69-65

#### Friday, March 14 (Quarterfinals)

#1 Virginia d. #9 Florida State	64-51
#5 Pittsburgh d. #4 North Carolina	80-75
#7 NC State d. #2 Syracuse	66-63
#3 Duke d. #6 Clemson	63-62

#### Saturday, March 15 (Semifinals)

#1 Virginia d. #5 Pittsburgh	51-48
#3 Duke d. #7 NC State	75-67

#### Sunday, March 16 (Finals)

#1 Virginia d. #3 Duke	72-63
------------------------	-------

**ACC Tournament MVP:** Joe Harris, Virginia

### All-ACC Tournament:

**1st Team:** Jabari Parker, Duke; T.J. Warren, NCS; Joe Harris, UVA; Talib Zanna, Pitt; Malcolm Brogdon, UVA.

**2nd Team:** Anthony Gill, UVA; Akil Mitchell, UVA; Rodney Hood, Duke; Amile Jefferson, Duke; Lamar Patterson, Pitt.

## ACC Double-Doubles

Duke freshman Jabari Parker led the ACC lead in double-doubles for the 2013-14 season with 14 ... overall, 36 players had at least one double-double.

### Double-Doubles 2014

Player, School	Career	'13-14 ACC	'13-14 Total
Jabari Parker, Fr., Duke	14	10	14
Talib Zanna, Sr., Pitt	17	7	11
K.J. McDaniels, Jr., Clem	8	5	8
Jerami Grant, So., Syr	7	6	7
James Michael McAdoo, Jr., UNC	16	4	7
Daniel Miller, Sr., GT	11	4	6
Robert Carter, Jr., So., GT	10	2	6
Devin Thomas, So., WF	9	1	6
T.J. Warren, So., NCS	8	2	6
Garrick Sherman, Sr., ND	6	3	6
Ryan Anderson, Jr., BC	20	3	5
Okaro White, Jr., FSU	9	1	5
Pat Connaughton, Jr., ND	7	2	5
C.J. Fair, Sr., Syr	15	1	4
Jarell Eddie, Sr., VT	7	1	4
Rion Brown, Sr., UM	4	3	4
Landry Nnoko, So., Clem	3	1	3
J.P. Tokoto, So., UNC	3	1	3
Evan Smotrycz, Jr., Md	3	0	3
Akil Mitchell, Sr., UVA	15	2	2
Charles Mitchell, So., Md	5	0	2
DaJuan Coleman, So., Syr	3	0	2
Arnaud William Adala Moto, So., WF	2	2	2
Malcolm Brogdon, So., UVA	2	2	2
Amile Jefferson, So., Duke	2	2	2
Brice Johnson, So., UNC	2	1	2
Trevor Thompson, Fr., VT	2	1	2
Donnavan Kirk, Sr., UM	2	0	2
Kennedy Meeks, Fr., UNC	2	0	2
Travis McKie, Sr., WF	17	0	1
Eric Atkins, Sr., ND	5	1	1
C.J. Barksdale, Jr., VT	2	0	1
Dez Wells, Jr., Md	2	0	1
Garrius Adams, Sr., Miami	1	1	1
Zach Auguste, So., ND	1	1	1
Jaron Blossomgame, Fr., Clem	1	1	1
Boris Bojanovsky, So., FSU	1	1	1
Rakeem Christmas, Jr., Syr	1	1	1
Tonye Jekiri, So., Miami	1	1	1
Aaron Thomas, So., FSU	1	1	1
Kyle Washington, Fr., NCS	1	1	1
Montay Brandon, So., FSU	1	0	1
Quinn Cook, Jr., Duke	1	0	1
Lennard Freeman, Fr., NCS	1	0	1
Kammeon Halsey, Sr., GT	1	0	1
Derrick Randall, Jr., Pitt	1	0	1

### Double-Doubles by Team

(parenthesis denotes number of players)

Duke (3)	17	Miami (4)	8
North Carolina (4)	14	NC State (3)	8
Syracuse (4)	14	Virginia Tech (3)	7
Notre Dame (4)	13	Georgia Tech (2)	7
Clemson (3)	12	Maryland (2)	5
Pittsburgh (2)	12	Boston College (1)	5
Wake Forest (3)	9	Virginia (2)	4
Florida State (4)	8		

## Consensus National Players of the Year

Since 1975, the ACC has produced 16 consensus National Players of the Year - 11 more than any other conference over that span ... using the same criteria employed in selecting yearly consensus All-Americans, the ACC has also had nine unanimous selections since 1975.

### Consensus National Players of the Year

Year	Player, School	Conference
1975	David Thompson, NC State*	ACC
1976	Scott May, Indiana	Big Ten
1977	Marques Johnson, UCLA*	Pac-10
1978	Phil Ford, North Carolina	ACC
	Butch Lee, Marquette	Independent
1979	Larry Bird, Indiana State*	Missouri Valley
1980	Mark Aguirre, DePaul	Ind.
1981	Ralph Sampson, Virginia	ACC
1982	Ralph Sampson, Virginia*	ACC
1983	Ralph Sampson, Virginia*	ACC
1984	Michael Jordan, North Carolina*	ACC
1985	Patrick Ewing, Georgetown	Big East
	Chris Mullin, St. John's	Big East
1986	Walter Berry, St. John's*	Big East
1987	David Robinson, Navy*	Colonial
1988	Hersey Hawkins, Bradley	Missouri Valley
1989	Danny Ferry, Duke	ACC
	Sean Elliott, Arizona	Pac-10
1990	Lionel Simmons, LaSalle*	Met Atlantic
1991	Larry Johnson, UNLV	Big West
	Shaquille O'Neal, LSU	SEC
1992	Christian Laettner, Duke	ACC
1993	Calbert Cheaney, Indiana*	Big Ten
1994	Glenn Robinson, Purdue*	Big Ten
1995	Joe Smith, Maryland	ACC
1996	Marcus Camby, UMass*	Atlantic 10
1997	Tim Duncan, Wake Forest*	ACC
1998	Antawn Jamison, North Carolina*	ACC
1999	Elton Brand, Duke*	ACC
2000	Kenyon Martin, Cincinnati*	C-USA
2001	Shane Battier, Duke	ACC
2002	Jason Williams, Duke*	ACC
2003	T.J. Ford, Texas	Big 12
2004	Jameer Nelson, St. Joseph's*	Atlantic 10
2005	Andrew Bogut, Utah	Mountain West
2006	J.J. Redick, Duke	ACC
2007	Kevin Durant, Texas*	Big 12
2008	Tyler Hansbrough, North Carolina*	ACC
2009	Blake Griffin, Oklahoma*	Big 12
2010	Evan Turner, Ohio State*	Big Ten
2011	Jimmer Fredette, BYU*	Mountain West
2012	Anthony Davis, Kentucky*	SEC
2013	Trey Burke, Michigan	Big Ten
2014	Greg McDermott, Creighton*	Big East

\*denotes unanimous

### Consensus National Players of the Year

ACC	16	Pac-10	2
Big Ten	5	SEC	2
Big East	4	Independents	2
Big 12	3	Big West	1
Atlantic 10	2	Colonial	1
Missouri Valley	2	Conference USA	1
Mountain West	2	Metro Atlantic	1

## 2014 Post-Season Honors

The ACC has had at least one consensus first team All-American in 20 of the past 24 years ... since 1981, the ACC has produced 40 consensus All-Americans, 14 more than any other conference ... the ACC has accounted for 23 percent of the NCAA's consensus All-Americans (40-of-175) over that span.

### 2014 ACC All-America Honors

<b>Jabari Parker, Fr., Duke</b>			
AP	1st	Wooden	1st
USBWA	1st	CBSSports.com	1st
NABC	1st	Sports Illustrated	1st
Sporting News	1st	Basketball Times	2nd

<b>T.J. Warren, So., NC State</b>			
Basketball Times	1st	Sporting News	2nd
AP	2nd	NABC	3rd

<b>C.J. Fair, Sr., Syracuse</b>			
USBWA	2nd	NABC	3rd
AP	3rd		

<b>Marcus Paige, So., North Carolina</b>			
Sporting News	2nd	Basketball Times	3rd

### National Freshman of the Year

Jabari Parker, Duke		
USBWA		Basketball Times
CBSSports.com		

### Freshman All-America

<b>Jabari Parker, Duke</b>			
USBWA	1st	CBSSports.com	1st
Basketball Times	1st		

### Tyler Ennis, Syracuse

USBWA	1st	CBSSports.com	1st
Basketball Times	1st		

### Consensus First-Team All-Americans by School

School	Total	Last Player	Year
North Carolina	25	Tyler Hansbrough	2009
Notre Dame	22	Troy Murphy	2002
Duke	20	Jabari Parker	2014
Syracuse	12	Wesley Johnson	2010
Pittsburgh	9	DeJuan Blair	2009
Louisville	7	Russ Smith	2014
NC State	5	David Thompson	1975
Wake Forest	5	Chris Paul	2005
Virginia	4	Ralph Sampson	1983
Georgia Tech	2	Kenny Anderson	1991
Miami	1	Rick Barry	1965
Virginia Tech	1	George Parrish	1919

### Consensus First-Team All-Americans By Conference, 1981-2014

ACC	40	West Coast	4
Big East	26	WAC	3
Big Ten	21	American Athletic	2
Pac-12	19	Big West	2
Big 12	15	Mountain West	2
SEC	12	Independents	2
Big Eight	6	Colonial	1
Conference USA	5	Great Midwest	1
Atlantic 10	4	Southern	1
Metro	4	Southwest (SWC)	1
Missouri Valley	4		



## 3-Point Field Goal Streaks

Virginia's Joe Harris ended his career having made at least one 3-point field goal in 23 straight games ... NC State's Ralston Turner was second with 18 consecutive games with a trey and Boston College's Olivier Hanlan third at 14 games.

### 3-Point FG Consecutive Games Streak, 2013-14

Joe Harris, Sr., Virginia	23
Ralston Turner, Jr., NC State	18
Olivier Hanlan, So., Boston College	14
Marcus Paige, So., North Carolina	13
Lamar Patterson, Sr., Pittsburgh	12
London Perrantes, Fr., Virginia	11
Jarell Eddie, Sr., Virginia Tech	10
Quinn Cook, Jr., Duke	9
Patrick Heckmann, Jr., Boston College	8

### ACC All-Time 3-Point Field Goal Consecutive Games Streak

Player, School	Seasons	No.
1. Dennis Scott, Georgia Tech	1988,89,90	69
2. Justin Gray, Wake Forest	2004,05	51
3. Curtis Staples, Virginia	1995,96,97	50
4. Cliff Hammonds, Clemson	2006,07,08	45
5. Rodney Monroe, NC State	1990,91	43
6. Matt Harpring, Georgia Tech	1995,96	42
7. Anthony Morrow, Georgia Tech	2007,08	41
8. Travis Best, Georgia Tech	1992,93	38
9. Sean Singletary, Virginia	2007,08	37
Trajan Langdon, Duke	1995,96	37
11. Malcolm Grant, Miami	2011,12	35
J.J. Redick, Duke	2006	35
Jack McClinton, Miami	2008,09	35
14. Rashad McCants, North Carolina	2004,05	34
Shammond Williams, N. Carolina	1997,98	34
Jason Williams, Duke	2001,02	34
Hubert Davis, North Carolina	1991,92	34
18. Jon Scheyer, Duke	2010	33
Trajan Langdon, Duke	1998,99	33
Randolph Childress, Wake Forest	1944,95	33
21. Jack McClinton, Miami	2008,09	32
22. Shane Battier, Duke	2001	31
23. Jack McClinton, Miami	2007,08	30
Curtis Staples, Virginia	1997,98	30

## Double-digit quartets

In 2013, NC State became only the sixth team in ACC history to five full-season players averaging 10-or-more-points per game in back-to-back seasons.

### Double-Digit Quintets

Duke	1958,61,91,92,00,01,04,08	8
North Carolina	1959,72,87,89,95,05,09	7
Maryland	1975,78,79,88,94,95	6
NC State	1975,78,07,12,13	5
Wake Forest	1956,64,83,91,04	5
Florida State	1992,94,05	3
Clemson	2007,08	2
Virginia	1987,01	2
Georgia Tech	1986	1
South Carolina	1962	1

players must have played in a minimum 75% of team's games played

## Most Improved Scoring

NC State sophomore forward T.J. Warren led the ACC in per game scoring improvement (+12.8) from a year ago ... the nation's third leading scorer (24.9), Warren improved his scoring average from 12.1 points per game to 24.9 ppg, a 12.8 points per game improvement, tying for the sixth-best single-season mark in ACC history ... North Carolina's Marcus Paige (+9.3) was second.



### ACC Most Improved Scoring Averages

Player, School	'12	'13	Net
T.J. Warren, So., NCS	12.1	24.9	+12.8
Marcus Paige, So., UNC	8.2	17.5	+9.3
Rion Brown, Sr., Miami	6.4	15.5	+9.1
Trevor Cooney, So., Syr.	3.4	12.1	+8.7
Ian Miller, Sr., FSU	5.3	13.7	+8.4
Jerami Grant, So., Syr.	3.9	12.1	+8.2
Aaron Thomas, So., FSU	6.0	14.5	+8.0
Lamar Patterson, Sr., Pitt	10.0	17.1	+7.1
J.P. Tokoto, So., UNC	2.6	9.3	+6.7

\*minimum of 75 percent of team's games played each year

### ACC All-Time Single-Season Scoring Improvement

Player, School	1st Year	2nd Year	2nd PPG	Imp.
Will Solomon, Clem.	6.3	2000	20.9	+14.6
Tate Armstrong, Duke	9.7	1976	24.2	+14.5
Brandon Costner, NCS	2.8	2007	16.8	+14.0
John Johnson, Md.	2.2	1989	15.6	+13.4
Bill Gerry, UVa	4.5	1970	17.7	+13.2
T.J. Warren, NCS	12.1	2014	24.9	+12.8
Kenny Carr, NCS	13.8	1976	26.6	+12.8
Chris Collins, Duke	3.9	1996	16.3	+12.4
Donald Hand, UVa	4.7	1999	17.1	+12.4
Reyshawn Terry, UNC	2.3	2006	14.3	+12.2
Donald Williams, UNC	2.2	1993	14.3	+12.1
Kyle Visser, WF	5.0	2007	17.0	+12.0
Derrick Lewis, Md.	7.9	1987	19.6	+11.7
Jon Speaks, NCS	6.0	1962	17.4	+11.4
Jack Marin, Duke	7.9	1965	19.1	+11.2
Brian Asbury, Miami	1.0	2007	11.7	+10.7
Bob Kessler, Md.	9.6	1955	20.3	+10.7
Drew Nicholas, Md.	7.1	1003	17.8	+10.7
Steve Vacendak, Duke	5.5	1965	16.2	+10.7
Dorenzo Hudson, VT	4.6	2009	15.2	+10.6
Juan Dixon, Md.	7.4	2000	18.0	+10.6
John Gilchrist, Md.	4.8	2004	15.4	+10.6
Michael Tait, Clem.	2.5	1987	12.9	+10.4
Rodney Monroe, NCS	11.1	1989	21.4	+10.3
Anthony Morrow, GT	5.7	2006	16.0	+10.3
Vann Williford, NCS	11.3	1969	21.6	+10.3
Terrell Stoglin, Md.	11.4	2011	21.6	+10.2
Donnie Walsh, UNC	3.2	1962	13.4	+10.2
Bill Bunting, UNC	7.9	1969	18.0	+10.1
Chucky Brown, NCS	6.6	1988	16.6	+10.0
Elden Campbell, Clem.	8.8	1988	18.8	+10.0

\*minimum of 75 percent of team's games played each year

## Double-Figure Scoring Streaks

Duke All-America guard Jeff Mullins holds the ACC record for consecutive games scoring 10 or more points in 86 straight games between 1962 and 1964 ... the Lexington, Ky., native scored in double figures in every game of his three-year career ... a three-time first-team All-ACC selection, Mullins ranks 17th on the ACC career per game scoring list with a 22.0 per game average, scoring 1,888 points in 86 games.



### ACC All-Time Double-Figure Scoring Streaks (50 or more games)

Player, School	Seasons	No.
1. Jeff Mullins, Duke	1962,63,64	86
2. Tom McMillen, Maryland	1972,73,74	74
3. Rodney Monroe, NC State	1989,90,91	69
Kenny Carr, NC State	1975,76,77	69
5. Danny Ferry, Duke	1987,88,89	68
6. Rodney Rogers, Wake Forest	1991,92,93	66
7. Larry Miller, North Carolina	1967,68	64
8. Bob Leonard, Wake Forest	1964,65,66	61
9. Tim Duncan, Wake Forest	1996,97	59
10. Len Chappell, Wake Forest	1961,62	56
11. Tyler Hansbrough, North Carolina	2008,09	55
Sean Singletary, Virginia	2007,08	55
Dennis Scott, Georgia Tech	1989,90	55
David Thompson, NC State	1973,74	55
15. Juan Dixon, Maryland	2001,02	54
16. Randolph Childress, Wake Forest	1991,93,94	53
Paul Long, Wake Forest	1966,67	53
18. Will Solomon, Clemson	2000,01	52
Charlie Scott, North Carolina	1968,69,70	52
Len Bias, Maryland	1984,85,86	52
21. Johnny Dawkins, Duke	1983,84,85	51
Bryant Stith, Virginia	1991,92	51

Monroe would have scored 10 or more points in 94 straight games if not for a 9-point game versus UNC-Asheville (12/21/89) ... Rogers had double digits in 86 of his 89 career games and nine points the other three times ... Duncan would have been 73 straight games except for a 9-point effort versus UMass (12/14/96) ... Thompson's only single-digit game came against Pittsburgh in the 1974 East Regional finals when he was taken to Rex Hospital with a head injury; had scored eight points in 10 minutes; scored in double figures in 85 of 86 career games.

## 2013-14 Scoring Streaks

NC State's T.J. Warren ended his season scoring in double figures an ACC-best 19 straight games ... Duke's Jabari Parker was second with 18 straight games of 10 or more points.

### Double-Figure Scoring Streaks, 2013-14

T.J. Warren, So., NC State	19
Jabari Parker, Fr., Duke	18
Rion Brown, Sr., Miami	15
K.J. McDaniels, Jr., Clemson	15
Olivier Hanlan, So., Boston College	11

## Free Throw Attempts Per Game

North Carolina's James Michael McAdoo led the ACC in 2014 in free throws attempted per game (7.6) ... Boston College's Olivier Hanlan was second (7.2).

### Free Throw Attempts Per Game

Player, School	G	FTA	PG
James Michael McAdoo, Jr., UNC	34	257	7.6
Olivier Hanlan, So., Boston College	32	228	7.2
Ryan Anderson, Jr., Boston College	32	211	6.6
T.J. Warren, So., NC State	35	226	6.5
Jabari Parker, Fr., Duke	35	214	6.1
Devin Wilson, Fr., Virginia Tech	31	185	6.0
Dez Wells, Jr., Maryland	32	186	5.8
Talib Zanna, Sr., Pittsburgh	35	201	5.7
Jerami Grant, So., Syracuse	32	178	5.6
Devin Thomas, So., Wake Forest	32	172	5.2

### Yearly Free Throw Attempts Per Game Leaders (1995-2014)

Year	Player, School	G	FTA	PG
2014	James Michael McAdoo, UNC	34	257	7.6
2013	Erick Green, Sr., VT	32	267	8.3
2012	Terrell Stoglin, So., Md.	32	202	6.3
2011	Jordan Williams, So., Md.	33	228	6.9
2010	Malcolm Delaney, Jr., VT	33	273	8.3
2009	Tyler Hansbrough, Sr., UNC	34	296	8.7
2008	Tyler Hansbrough, Jr., UNC	39	377	9.7
2007	Tyler Hansbrough, So., UNC	38	315	8.3
2006	Tyler Hansbrough, Fr., UNC	31	253	8.2
2005	Julius Hodge, Sr., NCS	34	253	7.4
2004	Elton Brown, Sr., UVa	31	204	6.6
2003	Julius Hodge, Sr., NCS	31	219	7.1
2002	Lonny Baxter, Sr., Md.	35	236	6.7
	Carlos Boozer, Jr., Duke	35	236	6.7
2001	Alvin Jones, Sr., GT	30	223	7.4
2000	Donald Hand, Sr., UVa	31	183	5.9
1999	Elton Brand, So., Duke	39	256	6.6
1998	Antawn Jamison, Jr., UNC	37	276	7.5
1997	Keith Booth, Sr., Md.	32	297	9.3
1996	Todd Fuller, Sr., NCS	31	229	7.1
1995	Joe Smith, So., Md.	34	282	8.3
1994	Randolph Childress, Sr., WF	29	223	7.6
1993	Rodney Rogers, Jr., WF	30	187	6.2
1992	Walt Williams, Sr., Md.	29	231	8.0
1991	Christian Laettner, Jr., Duke	39	263	6.7
1990	Bryant Stith, Jr., Va.	32	247	7.7

## Four Year Starters

Georgia Tech's Daniel Miller and Wake Forest's Travis McKie finished their careers becoming only the ninth and 10th players in ACC history to start 100 percent of their team's games over a four-year career.

### ACC Iron Men

Player, School	Years	Games
Amaker, Tommy, Duke	1984-87	138 of 138
Booker, Trevor, Clemson	2007-10	134
Alarie, Mark, Duke	1983-86	133
Dawkins, Johnny, Duke	1983-86	133
<b>McKie, Travis, Wake Forest</b>	<b>2011-12</b>	<b>127</b>
<b>Miller, Daniel, Georgia Tech</b>	<b>2011-12</b>	<b>126</b>
Booth, Keith, Maryland	1994-97	126
Price, Mark, Georgia Tech	1983-86	126
Buckner, Greg, Clemson	1995-98	122
Rollins, Tree, Clemson	1974-77	110

## ACC Player Career Wins

The career totals below take into account the actual number of wins the individual played in. The ACC win totals include both ACC regular season and ACC Tournament games.

### Career Wins - Overall

1. Shane Battier, Duke, 1998-01	131
2. Kyle Singler, Duke, 2008-11	125
3. Chris Duhon, Duke, 2001-04	123
Danny Green, UNC, 2006-09	123
5. Christian Laettner, Duke, 1989-92	122
6. Nolan Smith, Duke, 2008-11	121
Deon Thompson, UNC, 2007-10	121
8. Tyler Hansbrough, UNC, 2006-09	120
9. Mason Plumlee, Duke, 2010-13	118
10. Andre Dawkins, Duke, 2010-12, 14	117
Nate James, Duke, 1997-01	117
Danny Ferry, Duke, 1986-89	117
13. Miles Plumlee, Duke 2009-12	116
J.J. Redick, Duke, 2003-06	116
Shelden Williams, Duke, 2003-06	116
Chris Carrawell, Duke, 1997-00	116
Greg Koubek, Duke, 1988-91	116
Thomas Hill, Duke, 1990-93	116
Brian Davis, Duke, 1989-92	116
20. Jon Scheyer, Duke 2007-10	115
Sam Perkins, UNC, 1981-84	115
Bobby Hurley, Duke, 1990-93	115
Daniel Ewing, Duke, 2002-05	115
24. Marcus Ginyard, UNC, 2006-10	113
25. Antonio Lang, Duke, 1991-94	112
Quin Snyder, Duke, 1986-89	112
Eric Montross, UNC, 1991-94	112
Dave Popson, UNC, 1984-87	112

### Career Wins - ACC Games Only

1. Shane Battier, Duke, 1998-01	70
2. Chris Carrawell, Duke, 1997-00	66
3. Chris Duhon, Duke, 2001-04	62
4. Andre Dawkins, Duke, 2010-12, 14	61
Nate James, Duke, 1997-01	61
6. Mason Plumlee, Duke, 2010-13	60
Kyle Singler, Duke, 2008-11	60
J.J. Redick, Duke, 2003-06	60
Shelden Williams, Duke, 2003-06	60
10. Daniel Ewing, Duke 2002-05	59
Nick Horvath, Duke, 2000-04	59
12. Andre Thornton, Duke 2011-14	58
Nolan Smith, Duke, 2008-11	58
Danny Green, UNC, 2006-09	58
Tyler Hansbrough, UNC, 2006-09	58
Casey Sanders, Duke, 2000-03	58
17. Quentin Thomas, UNC, 2005-08	57
18. Sam Perkins, UNC, 1981-84	56
19. Miles Plumlee, Duke, 2009-12	54
Juan Dixon, Md., 1999-02	54
Eric Montross, UNC, 1991-94	54
22. Lonny Baxter, Md., 1999-02	53
Kevin Salvadori, UNC, 1991-94	53
25. Jon Scheyer, Duke 2007-10	52
Lance Thomas, Duke, 2007-10	52
Ademola Okulaja, UNC, 1996-99	52
Dante Calabria, UNC, 1993-96	52
Shammond Williams, UNC, 1995-98	52

## Band of Brothers

Since the league's inaugural campaign in 1953-54, a total of 34 brother combinations have played in the ACC, totaling 40,295 points ... nine of the 34 brother combinations have played at different ACC schools.

### ACC Brother Cominations

Player, School	Points
1. Tom, Donnie, Randy, Richie Mahaffey, Clem.	3,555
2. Jay & Tom McMillen, Md.	3,107
3. Jeff (Duke) & Jason (UNC) Capel	3,048
4. Trevor & Devin Booker, Clem.	2,879
5. Jon & Drew Barry, GT	2,333
6. Matt & Pat Harpring, GT	2,228
<b>7. Miles, Mason, Marshall Plumlee, Duke</b>	<b>2,074</b>
8. Derrick & Cedric Lewis, Md.	1,993
9. Horace & Harvey Grant, Clem.	1,840
10. Greg & Andre Buckner, Clem.	1,809
11. Jeff & Joe Wolf, UNC	1,590
12. Alade (GT) & Al-Farouq (WF) Aminu	1,587
13. George & Ed Krajack, Clem.	1,496
14. Vasco (UNC) & Ilian (NCS) Evtimov	1,319
15. Bobby & Ricky Stokes, UVa	1,318
16. Jay (Duke) & Bruce (UNC) Buckley	1,210
17. Doug & Donnie Moe, UNC	1,018
18. Jerry (WF) & Roger (Md.) Montgomery	909
19. Jack & Walt Hudson, USC	837
20. Olin & Jim Broadway, WF	640
21. Pat & Ryan Sullivan, UNC	502
22. Dean (NC) & David (Clem.) Shaffer	476
23. Clarke & Edward Bynum, Clem.	474
24. Steve & Brian Walker, NCS	414
25. Ken (Uva) & Walker (NCS) Lambiotte	406
26. Mark (Duke) & Matt (GT) Causey	240
27. Stacy & Solomon Poole, GT	235
28. Gerald & Richard Tuttle, UNC	209
29. Travis & David Wear, UNC	190
30. George (NCS) & Jim (USC) Finnegan	115
31. Chris & Matt Brust, UNC	105
32. Larry & Donnie Seitz, Clem.	96
33. Jim & Joe Everett, UNC	22
34. Justin & Ryan Caldbeck, Duke	21

► In the 2009-10 season, an unprecedented three sets of brothers teamed together at three different league schools ... Clemson had Trevor and Devin Booker, Duke had Miles and Mason Plumlee while Travis and David Wear played at North Carolina.

On January 3, 2010, No. 7 Duke defeated 21st-ranked Clemson 74-53, in a game that marked the first time in ACC history that two sets of brothers faced another ... the Bookers and the Plumlees combined for 22 points, 17 rebounds, four assists, two assists and two blocked shots.

### Clemson (53) at Duke (74) January 3, 2010

Clemson	Mn	FG	3pt	FT	RB	PT	A	TO	BK	S
Trevor Booker	---36	4-11	0-2	2-3	5	10	3	2	1	1
Devin Booker	----13	1-3	0-0	0-0	2	2	0	3	0	1
<b>Bookers</b>	<b>-----49</b>	<b>5-14</b>	<b>0-2</b>	<b>2-3</b>	<b>7</b>	<b>12</b>	<b>3</b>	<b>5</b>	<b>1</b>	<b>2</b>
Duke										
Miles Plumlee	---20	2-2	0-0	3-3	5	7	0	1	0	0
Mason Plumlee	--11	1-4	0-0	1-2	5	3	1	2	1	0
<b>Plumlees</b>	<b>-----31</b>	<b>3-6</b>	<b>0-0</b>	<b>4-5</b>	<b>10</b>	<b>10</b>	<b>1</b>	<b>3</b>	<b>1</b>	<b>0</b>



## Jabari Parker, National Freshman of the Year



Duke's Jabari Parker, the 2014 USBWA National Freshman of the Year, became the 12th freshman in ACC history to lead his team in both scoring (19.1) and rebounding (8.7) ... his 19.1 points per game were the fourth-highest by a freshman in league annals while his 18 20-point games were second ... overall, 27 ACC freshmen have led their team in scoring while 42 have paced their team in rebounding.

### Freshman Scoring & Rebounding Leaders

Player, School	Year	RPG	PPG
<b>Jabari Parker, Duke</b>	<b>2014</b>	<b>8.7</b>	<b>19.1</b>
Ryan Anderson, Boston College	2012	7.4	11.2
Travis McKie, Wake Forest	2011	7.7	13.0
James Johnson, Wake Forest	2008	8.1	14.6
J.J. Hickson, NC State	2008	8.5	14.5
Brandon Costner, NC State	2007	7.2	16.8
Tyler Hansbrough, N. Carolina	2006	7.8	18.9
Chris Bosh, Georgia Tech	2003	9.0	15.6
Greg Buckner, Clemson	1995	5.9	12.0
Joe Smith, Maryland	1994	10.7	19.4
Rodney Rogers, Wake Forest	1991	7.9	16.3
Chris King, Wake Forest	1989	6.1	14.4

### ACC Freshmen Single Season Scoring Leaders

Player, School	Year	PPG
Kenny Anderson, Georgia Tech	1989-90	20.6
Mark Price, Georgia Tech	1982-83	20.3
Joe Smith, Maryland	1993-94	19.4
<b>Jabari Parker, Duke</b>	<b>2013-14</b>	<b>19.1</b>
Tyler Hansbrough, North Carolina	2005-06	18.9
Stephon Marbury, Georgia Tech	1995-96	18.9
Skip Wise, Clemson	1974-75	18.5
Dion Glover, Georgia Tech	1997-98	18.4
Johnny Dawkins, Duke	1982-83	18.1
Jeff Lamp, Virginia	1977-78	17.3
Gene Banks, Duke	1977-78	17.1
Rashad McCants, North Carolina	2002-03	17.0
Chris Williams, Virginia	1998-99	16.8

## Frosh Facts I

Since freshmen became eligible in the 1972-73 season, there have been six times ACC freshmen have been the top two scorers on their respective teams.

### ACC Teams with Freshmen as Top 2 Scorers

2013	GT	Marcus Georges-Hunt (10.8), Robert Carter (9.9)
2011	WF	Travis McKie (13.0), J.T. Terrell (11.1)
2008	WF	James Johnson (14.6), Jeff Teague (13.9)
2007	GT	Javaris Crittenton (14.4), Thaddeus Young (14.4)
1983	GT	Mark Price (20.3), John Salley (11.5)
1983	Duke	Johnny Dawkins (18.1), Mark Alarie (13.0)

## 2013-14 Non-Conference Record

(151-61; .712)

Conferences	2013-14	All-Time
America East	3-0	85-9
American Athletic	5-6	5-6
Atlantic Sun	10-2	154-11
Atlantic 10	8-10	209-97
Big East	6-5	203-152
Big Sky	0-0	10-2
Big South	15-0	257-12
Big Ten	9-11	241-188
Big 12	3-4	55-39
Big West	3-0	40-10
Colonial	5-0	174-26
Conference USA	10-0	74-33
Horizon	3-1	60-18
Ivy League	2-1	158-37
Metro Atlantic	2-0	80-8
Mid-American	4-1	57-21
Mid-Eastern	13-1	212-6
Missouri Valley	3-1	43-23
Mountain West	1-0	21-11
Northeast	3-1	97-5
Ohio Valley	3-1	77-9
Pacific-12	7-3	127-86
Patriot	7-1	60-4
Southeastern	5-10	311-275
Southern	14-1	787-187
Southland	0-0	23-0
Southwestern	2-0	41-1
Summit	0-1	25-5
Sun Belt	1-0	104-13
West Coast	2-0	50-23
Western Athletic	0-0	71-20
Others	2-0	
Home	113-16	
Road	9-19	
Neutral	29-26	

## ACC Canadians

Boston College sophomore Olivier Hanlan enters the 2014-15 season as the ACC's all-time leading scorer among players from Canada.

### ACC Canadian Career Scoring

Player, School	Years	G	Pts	PG
<b>Olivier Hanlan, BC</b>	<b>2013-14</b>	<b>65</b>	<b>1,100</b>	<b>16.9</b>
Greg Newton, Duke	1994-97	107	812	7.6
Dan Meagher, Duke	1982-85	118	756	6.4
Tyler Ennis, Syr.	2014	34	440	12.9
Pasha Bains, Clem.	2000-01	51	266	5.2
Alex Johnson, NCS	2012	37	162	4.4
Cameron Hall, Duke	1977-78	34	140	4.1
Cordell Llewellyn, WF	1991-92	19	26	1.4
Stephen Gruhl, FSU	1992-93	12	10	0.8
Lubo Zizakovic, Md.	1992	1	1	1.0

### ACC Canadian Single-Season Scoring

Player, School	Years	G	PG	Pts
Olivier Hanlan, BC	2014	32	18.5	592
Olivier Hanlan, BC	2013	33	15.4	508
Greg Newton, Duke	1996	31	12.2	379
Greg Newton, Duke	1997	30	10.4	311
Dan Meagher, Duke	1984	34	7.9	269

## Frosh Facts II

Duke's Jabari Parker scored 20 or more points 18 times in 2013-14 and led all ACC freshmen in scoring (19.1) and rebounding (8.7) ... Syracuse's Tyler Ennis was tops in assists per game (5.5).

### 2014 ACC Freshmen Scoring Leaders

Points Per Game	Player, School	PPG
19.1	Jabari Parker, Duke	19.1
12.9	Tyler Ennis, Syracuse	12.9
10.5	Ben Emelogu, Virginia Tech	10.5

### Double-Digit Scoring Games

33	Jabari Parker, Duke
26	Tyler Ennis, Syracuse
13	Anthony Barber, NC State
13	Devin Wilson, Virginia Tech

### 2014 ACC Freshmen Rebounding Leaders

Rebounds Per Game	Player, School	RPG
8.7	Jabari Parker, Duke	8.7
6.1	Kennedy Meeks, North Carolina	6.1
5.7	Lennard Freeman, NC State	5.7

### Double-Digit Rebounding Games

14	Jabari Parker, Duke
4	Kennedy Meeks, North Carolina
4	Trevor Thompson, Virginia Tech
1	Jaron Blossomgame, Clemson

### ACC Freshmen Assists Leaders

Assists Per Game	Player, School	APG
5.5	Tyler Ennis, Syracuse	5.5
4.8	Devin Wilson, Virginia Tech	4.8
3.8	London Perrantes, Virginia	3.8
3.5	Anthony Barber, NC State	3.5

## Triple-Double & Trifectas Tidbits

► On February 21, 2009, in an 88-85 overtime win over No. 3 North Carolina, Greivis Vasquez posted Maryland's first triple-double in 23 years, finishing with 35 points, 11 rebounds and 10 assists ... Vasquez's 35 points are the most ever by an ACC player recording a triple-double.

### Most Points in a Triple-Double

35	Greivis Vasquez, Md. vs. UNC (2008)
32	Kenny Anderson, GT vs. Pittsburgh (1989)
32	Derrick Lewis, Md. vs. UMBC (1987)
29	Derrick Lewis, Md. vs. JMU (1987)
21	Sharone Wright, Clem. vs. UNCG (1993)
21	Art Heyman, Duke vs. Virginia Tech (1963)

► In 2010-11, Georgia Tech's Iman Shumpert become only the seventh player in ACC history to lead his team in scoring, rebounding and assists in the same season

### ACC Trifecta Seasons

Player, School	Year	Pts.	Reb.	Ass.
Iman Shumpert, Jr., GT	2011	17.3	5.9	3.5
Greivis Vasquez, Jr., Md.	2009	17.5	5.4	5.0
Julius Hodge, Sr., NCS	2005	17.0	6.6	4.8
Anthony Grundy, Sr., NCS	2002	17.8	5.5	3.5
Tim Duncan, Sr., WF	1997	20.8	14.7	3.1
Bob Sura, Jr., FSU	1994	21.2	7.9	4.5
Danny Ferry, So., Duke	1987	14.0	7.8	4.3

## 2013-14 ACC Individual Statistics

Player, Class, Team	NCAA	G	FG	3FG	FT	Pts.	PG
T.J. Warren, So., NCS	3	35	342	31	156	871	24.9
Jabari Parker, Fr., Duke	40	35	236	38	160	670	19.1
Olivier Hanlan, So., BC		32	173	61	185	592	18.5
Marcus Paige, So., UNC		34	191	86	128	596	17.5
Lamar Patterson, Sr., Pitt		36	202	80	132	616	17.1
K.J. McDaniels, Jr., Clem.		36	209	42	154	614	17.1
C.J. Fair, Sr., Syr.		34	217	24	103	561	16.5
Rodney Hood, So., Duke		35	191	71	109	562	16.1
Rion Brown, Sr., Miami		33	174	63	102	513	15.5
Dez Wells, Jr., Md.		32	154	17	152	477	14.9
Aaron Thomas, So., FSU		36	172	39	139	522	14.5
Ryan Anderson, Jr., BC		32	149	4	156	458	14.3
James Michael McAdoo, Jr., UNC		34	173	0	138	484	14.2
Eric Atkins, Sr., ND		32	159	61	65	444	13.9
Pat Connaughton, Jr., ND		32	155	76	55	441	13.8
Ian Miller, Sr., FSU		33	146	65	96	453	13.7
Okaro White, Sr., FSU		36	166	24	134	490	13.6
Garrick Sherman, Sr., ND		31	173	0	73	419	13.5
Trae Golden, Sr., GT		31	123	46	119	411	13.3
Jarell Eddie, Sr., VT		31	134	80	63	411	13.3
Tyler Ennis, Fr., Syr.		34	148	30	114	440	12.9
Malcolm Brogdon, So., UVa		37	150	44	126	470	12.7
Codi Miller-McIntyre, So., WF		32	149	14	91	403	12.6
Trevor Cooney, So., Syr.		34	134	90	53	411	12.1
Jerami Grant, So., Syr.		32	133	0	120	386	12.1

To be ranked, a player must have played in 75% of their team's games.

Field Goal Percentage	NCAA	G	FGs	Att	Pct.
T.J. Warren, So., NCS	60	35	342	652	.525
Garrick Sherman, Sr., ND	31	173	342	506	
Jabari Parker, Fr., Duke	35	236	499	.473	
Rodney Hood, So., Duke	35	191	412	.464	
K.J. McDaniels, Jr., Clem.	36	209	455	.459	
James Michael McAdoo, Jr., UNC	34	173	378	.458	
Olivier Hanlan, So., BC	32	173	387	.447	
Lamar Patterson, Sr., Pitt	36	202	458	.441	
Marcus Paige, So., UNC	34	191	434	.440	
Rion Brown, Sr., Miami	33	174	403	.432	

Free Throw Percentage	NCAA	G	FTs	Att	Pct.
Marcus Paige, So., UNC	23	34	128	146	.877
Malcolm Brogdon, So., UVa	25	37	126	144	.875
Ian Miller, Sr., FSU	31	33	96	110	.873
K.J. McDaniels, Jr., Clem.	36	154	183	.842	
Dez Wells, Jr., Md.	32	152	186	.817	
Olivier Hanlan, So., BC	32	185	228	.811	
Travis McKie, Sr., WF	33	106	131	.809	
Aaron Thomas, So., FSU	36	139	172	.808	
Rodney Hood, So., Duke	35	109	135	.807	
Okaro White, Sr., FSU	36	134	168	.798	

3-Pt FG Percentage	NCAA	G	FGs	Att	Pct.
Rodney Hood, So., Duke	-	35	71	169	.420
Coron Williams, Gr., WF	-	33	71	176	.403
Marcus Paige, So., UNC	46	34	86	221	.389
Lamar Patterson, Sr., Pitt	36	80	206	.388	
Pat Connaughton, Jr., ND	32	76	201	.378	
Jarell Eddie, Sr., VT	31	80	213	.376	
Trevor Cooney, So., Syr.	34	90	240	.375	
Ralston Turner, Jr., NCS	36	77	207	.372	

Minimums - Field Goal Percentage (5 made PG); Free Throw Percentage (2.5);

3-Point Field Goal Percentage (2.0) Assist to Turnover Ratio (3.0 assists PG).

Rebounds Per Game	NCAA	G	Reb.	PG
Jabari Parker, Fr., Duke	47	35	306	8.7
Talib Zanna, Sr., Pitt	35	300	8.6	
Daniel Miller, Sr., GT	33	258	7.8	
Devin Thomas, So., WF	33	249	7.5	
Garrick Sherman, Sr., ND	31	225	7.3	
Ryan Anderson, Jr., BC	32	232	7.3	
T.J. Warren, So., NCS	35	250	7.1	
Pat Connaughton, Jr., ND	32	227	7.1	
K.J. McDaniels, Jr., Clem.	36	255	7.1	
Akil Mitchell, Sr., UVa	37	259	7.0	

Assists Per Game	NCAA	G	Ast.	PG
Tyler Ennis, Fr., Syr.	28	34	188	5.5
Eric Atkins, Sr., ND	32	156	4.9	
Devin Wilson, Fr., VT	31	148	4.8	
Quinn Cook, Jr., Duke	35	153	4.4	
Lamar Patterson, Sr., Pitt	36	154	4.3	
Marcus Paige, So., UNC	34	143	4.2	
Codi Miller-McIntyre, So., WF	32	134	4.2	
James Robinson, So., Pitt	36	148	4.1	
Rod Hall, Jr., Clem.	36	143	4.0	
London Perrantes, Fr., UVa	37	140	3.8	

Steals Per Game	NCAA	G	Stl.	PG
Tyler Ennis, Fr., Syr.	28	34	72	2.1
Trevor Cooney, So., Syr.	34	64	1.9	
Cameron Wright, Jr., Pitt	36	66	1.8	
T.J. Warren, So., NCS	35	63	1.8	
J.P. Tokoto, So., UNC	34	55	1.6	
Aaron Thomas, So., FSU	36	57	1.6	
Marcus Paige, So., UNC	34	51	1.5	
James Robinson, So., Pitt	36	53	1.5	
Lamar Patterson, Sr., Pitt	36	51	1.4	
Quinn Cook, Jr., Duke	35	47	1.3	

NC State's T.J. Warren became the first player since Wake Forest's Tim Duncan in 1997 to lead the ACC in both scoring (24.9) and field goal percentage (.525) ... led by Pitt's James Robinson (4.11:1), four ACC players finished among the top 10 nationally in assists-to-turnover ratio ... Syracuse's Tyler Ennis became the first freshman to lead the ACC in both assists (5.5) and steals (2.1) ... Duke's Jabari Parker became the first freshman to lead the ACC in rebounds since Maryland's Joe Smith did so in 1994.

3-PT FGs Per Game	NCAA	G	3FG	PG
Trevor Cooney, So., Syr.	50	34	90	2.7
Jarell Eddie, Sr., VT	31	80	2.6	
Marcus Paige, So., UNC	34	86	2.5	
Pat Connaughton, Jr., ND	32	76	2.4	
Lamar Patterson, Sr., Pitt	36	80	2.2	
Coron Williams, Gr., WF	33	71	2.2	
Ralston Turner, Jr., NCS	36	77	2.1	
Rodney Hood, So., Duke	35	71	2.0	
Ian Miller, Sr., FSU	33	65	2.0	
Joe Harris, Sr., UVa	37	72	2.0	

Blocked Shots Per Game	NCAA	G	Bk.	PG
K.J. McDaniels, Jr., Clem.	24	36	100	2.8
Daniel Miller, Sr., GT	37	33	80	2.4
Landry Nnoko, So., Clem.	35	69	2.0	
Rakeem Christmas, Jr., Syr.	34	66	1.9	
Boris Bojanovsky, So., FSU	36	67	1.9	
Joey van Zegeren, So., VT	31	53	1.7	
Donnavan Kirk, Sr., Miami	31	46	1.5	
Jordan Vandenberg, Sr., NCS	32	45	1.4	
BeeJay Anya, Fr., NCS	33	46	1.4	
Andre Washington, So., WF	29	39	1.3	

Offensive Rebounds PG	NCAA	G	Reb	PG
Talib Zanna, Sr., Pitt	31	35	115	3.3
T.J. Warren, So., NCS	39	35	113	3.2
Jabari Parker, Fr., Duke	35	105	3.0	
Amile Jefferson, So., Duke	35	101	2.9	
Garrick Sherman, Sr., ND	31	83	2.7	
James Michael McAdoo, Jr., UNC	34	90	2.7	
Charles Mitchell, So., Md.	32	82	2.6	
Daniel Miller, So., GT	33	83	2.5	
Jerami Grant, So., Syr.	32	78	2.4	
K.J. McDaniels, Jr., Clem.	36	86	2.4	

Assist-to-Turnover Ratio	NCAA	Ast	TO	Ratio
James Robinson, So., Pitt	3	148	36	4.11
Tyler Lewis, So., NCS	5	135	38	3.55
London Perrantes, Fr., UVa	6	140	40	3.50
Tyler Ennis, Fr., Syr.	9	188	58	3.24
Quinn Cook, Jr., Duke	24	153	57	2.68
Eric Atkins, Sr., ND	31	156	61	2.56
Codi Miller-McIntyre, So., WF	134	64	2.09	
Anthony Barber, Fr., NCS	126	62	2.03	
Rod Hall, Jr., Clem.	143	72	1.99	
Marcus Paige, So., UNC	143	73	1.96	

Minutes Per Game	NCAA	G	Min.	PG
Eric Atkins, Sr., ND	6	32	1211	37.8
C.J. Fair, Sr., Syr.	8	34	1284	37.8
Pat Connaughton, Jr., ND	17	32	1190	37.2
Olivier Hanlan, So., BC	44	32	1160	36.3
Tyler Ennis, Fr., Syr.	34	1215	35.7	
Marcus Paige, So., UNC	34	1211	35.6	
T.J. Warren, So., NCS	35	1238	35.4	
Rion Brown, Sr., Miami	33	1166	35.3	
Devin Wilson, Fr., VT	31	1081	34.9	
K.J. McDaniels, Jr., Clem.	36	1212	33.7	



## 2013-14 ACC Team Statistics

Scoring Offense	NCAA	G	W-L	Pts.	PG
Duke	27	35	26-9	2745	78.4
North Carolina	43	34	24-10	2604	76.6
Notre Dame		32	15-17	2303	72.0
Pittsburgh		36	26-10	2586	71.8
NC State		36	22-14	2561	71.1
Florida State		36	22-14	2554	70.9
Maryland		32	17-15	2270	70.9
Wake Forest		33	17-16	2300	69.7
Boston College		32	8-24	2197	68.7
Syracuse		34	28-6	2311	68.0
Georgia Tech		33	16-17	2200	66.7
Virginia		37	30-7	2449	66.2
Clemson		36	23-13	2287	63.5
Virginia Tech		31	9-22	1950	62.9
Miami		33	17-16	2029	61.5

Scoring Defense	NCAA	G	W-L	Pts.	PG
Virginia	1	37	30-7	2060	55.7
Clemson	5	36	23-13	2103	58.4
Syracuse	8	34	28-6	2012	59.2
Miami	11	33	17-16	1964	59.5
Pittsburgh	20	36	26-10	2229	61.9
Florida State		36	22-14	2392	66.4
Georgia Tech		33	16-17	2204	66.8
Virginia Tech		31	9-22	2077	67.0
Duke		35	26-9	2359	67.4
Maryland		32	17-15	2166	67.7
NC State		36	22-14	2504	69.6
North Carolina		34	24-10	2372	69.8
Notre Dame		32	15-17	2258	70.6
Wake Forest		33	17-16	2341	70.9
Boston College		32	8-24	2354	73.6

Scoring Margin	NCAA	G	Off.	Def.	Mar.
Duke	13	35	78.4	67.4	11.0
Virginia	19	37	66.2	55.7	10.5
Pittsburgh	25	36	71.8	61.9	9.9
Syracuse		34	68.0	59.2	8.8
North Carolina		34	76.6	69.8	6.8
Clemson		36	63.5	58.4	5.1
Florida State		36	70.9	66.4	4.5
Maryland		32	70.9	67.7	3.2
Miami		33	61.5	59.5	2.0
NC State		36	71.1	69.6	1.6
Notre Dame		32	72.0	70.6	1.4
Georgia Tech		33	66.7	66.8	-0.1
Wake Forest		33	69.7	70.9	-1.2
Virginia Tech		31	62.9	67.0	-4.1
Boston College		32	68.7	73.6	-4.9

Field Goal Pct.	NCAA	G	FG	FGA	Pct.
Florida State	53	36	873	1873	.466
North Carolina		34	953	2057	.463
NC State		36	950	2060	.461
Pittsburgh		36	895	1944	.460
Duke		35	929	2020	.460
Notre Dame		32	839	1842	.455
Virginia		37	855	1884	.454
Wake Forest		33	784	1740	.451
Boston College		32	716	1606	.446
Syracuse		34	819	1873	.437
Georgia Tech		33	796	1847	.431
Maryland		32	792	1844	.430
Clemson		36	796	1879	.424
Miami		33	712	1690	.421
Virginia Tech		31	665	1639	.406

Free Throw Pct.	NCAA	G	FT	FTA	Pct.
Clemson	28	36	505	679	.744
Boston College	36	32	518	699	.741
Duke		35	571	783	.729
Florida State		36	617	855	.722
Notre Dame		32	397	553	.718
Pittsburgh		36	613	861	.712
Syracuse		34	506	715	.708
Miami		33	419	610	.687
Georgia Tech		33	435	636	.684
Maryland		32	460	677	.679
Virginia		37	533	792	.673
NC State		36	501	762	.657
Wake Forest		33	566	871	.650
Virginia Tech		31	405	625	.648
North Carolina		34	552	882	.626

3-Pt. FG Pct.	NCAA	G	3FG	FGA	Pct.
Duke	14	35	316	801	.395
Florida State	42	36	191	502	.380
Virginia		37	206	559	.369
Virginia Tech		31	215	596	.361
Notre Dame		32	228	637	.358
Boston College		32	247	702	.352
Pittsburgh		36	183	522	.351
Maryland		32	226	660	.342
North Carolina		34	146	434	.336
Syracuse		34	167	505	.331
Wake Forest		33	166	504	.329
Miami		33	186	576	.323
Georgia Tech		33	173	549	.315
Clemson		36	190	613	.310
NC State		36	160	525	.305

3-Pt. FGs Per Game	NCAA	G	Stl.	PG
Duke	7	35	316	9.0
Boston College	49	32	247	7.7
Notre Dame		32	228	7.1
Maryland		32	226	7.1
Virginia Tech		31	215	6.9
Miami		33	186	5.6
Virginia		37	206	5.6
Florida State		36	191	5.3
Clemson		36	190	5.3
Georgia Tech		33	173	5.2
Pittsburgh		36	183	5.1
Wake Forest		33	166	5.0
Syracuse		34	167	4.9
NC State		36	160	4.4
North Carolina		34	146	4.3

FG Pct. Defense	NCAA	G	FG	FGA	Pct.
Virginia	9	37	727	1875	.388
Clemson	17	36	778	1970	.395
Florida State	24	36	824	2065	.399
Virginia Tech	35	31	721	1787	.403
Miami	39	33	695	1713	.406
Syracuse		34	685	1669	.410
Pittsburgh		36	771	1872	.412
North Carolina		34	810	1949	.416
Maryland		32	735	1761	.417
Georgia Tech		33	761	1815	.419
NC State		36	851	1997	.426
Wake Forest		33	819	1920	.427
Notre Dame		32	802	1780	.451
Duke		35	848	1860	.456
Boston College		32	824	1770	.466

3-Pt. FG% Defense	NCAA	G	3FG	FGA	Pct.
Clemson	1	36	172	603	.285
Duke	22	35	138	449	.307
Wake Forest	41	33	187	596	.314
North Carolina	50	34	211	665	.317
NC State		36	196	611	.321
Virginia		37	203	629	.323
Virginia Tech		31	236	723	.326
Pittsburgh		36	205	628	.326
Florida State		36	228	694	.329
Georgia Tech		33	197	594	.332
Maryland		32	194	569	.341
Syracuse		34	233	676	.345
Miami		33	221	622	.355
Boston College		32	182	493	.369
Notre Dame		32	225	584	.385

Rebound Margin	NCAA	G	Own	Opp.	Mar.
Virginia	15	37	35.5	29.3	6.1
Pittsburgh	17	36	35.9	30.0	5.9
North Carolina	29	34	39.7	34.7	5.0
Syracuse		34	35.3	31.5	3.8
Maryland		32	37.5	34.2	3.3
Georgia Tech		33	36.0	33.2	2.7
Virginia Tech		31	36.7	34.2	2.5
Miami		33	34.5	32.1	2.5
Duke		35	34.5	32.5	2.0
Clemson		36	35.2	33.3	1.9
Notre Dame		32	33.8	32.6	1.2
Florida State		36	34.9	33.8	1.1
NC State		36	34.4	35.2	-0.8
Wake Forest		33	34.6	36.0	-1.3
Boston College		32	29.7	33.4	-3.7

Turnover Margin	NCAA	G	Own	Opp.	Mar.
Syracuse	8	34	9.0	13.4	4.4
Duke	28	35	9.5	12.1	2.6
Pittsburgh		36	10.4	12.2	1.9
North Carolina		34	11.9	13.6	1.7
Virginia		37	10.0	11.2	1.2
NC State		36	10.4	11.5	1.1
Notre Dame		32	10.3	11.0	.6
Maryland		32	12.8	12.8	.1
Miami		33	10.2	9.7	-0.5
Clemson		36	11.1	10.6	-0.6
Wake Forest		33	12.4	11.3	-1.1
Florida State		36	14.2	12.6	-1.6
Boston College		32	11.2	9.5	-1.7
Georgia Tech		33	12.1	10.1	-2.0
Virginia Tech		31	12.6	8.4	-4.3

Assist/TO Ratio	NCAA	G	Own	Opp.	Mar.
Duke	7	35	14.5	9.5	1.52
Pittsburgh	10	36	15.6	10.4	1.51
Notre Dame	14	32	15.1	10.3	1.46
Syracuse	37	34	11.8	9.0	1.31
Virginia	39	37	13.1	10.0	1.31
North Carolina	43	34	15.4	11.9	1.29
NC State		36	12.9	10.4	1.24
Boston College		32	12.4	11.2	1.11
Georgia Tech		33	13.2	12.1	1.09
Wake Forest		33	13.3	12.4	1.07
Miami		33	10.5	10.2	1.03
Clemson		36	10.6	11.1	.96
Maryland		32	11.7	12.8	.92
Virginia Tech		31	10.9	12.6	.86
Florida State		36	10.7	14.2	.75

Assists Per Game	NCAA	G	Stl.	PG
Pittsburgh	18	36	563	15.6
North Carolina	23	34	523	15.4
Notre Dame	35	32	484	15.1
Duke		35	509	14.5
Wake Forest		33	440	13.3
Georgia Tech		33	434	13.2
Virginia		37	484	13.1
NC State		36	466	12.9
Boston College		32	398	12.4
Syracuse		34	402	11.8
Maryland		32	374	11.7
Virginia Tech		31	338	10.9
Florida State		36	385	10.7
Clemson		36	383	10.6
Miami		33	346	10.5

Blocked Shots Per Game	NCAA	G	Blk.	PG
Clemson	8	36	221	6.1
Florida State	28	36	191	5.3
Syracuse	39	34	171	5.0
North Carolina		34	161	4.7
Virginia Tech		31	141	4.6
Maryland		32	139	4.3
Georgia Tech		33	140	4.2
NC State		36	149	4.1
Virginia		37	150	4.1
Wake Forest		33	132	4.0
Miami		33	124	3.8
Notre Dame		32	97	3.0
Duke		35	105	3.0
Pittsburgh		36	107	3.0
Boston College		32	86	2.7

Steals Per Game	NCAA	G	Stl.	PG
Syracuse	18	34	271	8.0
North Carolina	49	34	249	7.3
Pittsburgh		36	254	7.1
Duke		35	244	7.0
Maryland		32	202	6.3
Florida State		36	213	5.9
Notre Dame		32	187	5.8
Wake Forest		33	181	5.5
Virginia		37	193	5.2
Georgia Tech		33	171	5.2
Miami		33	161	4.9
NC State		36	173	4.8
Clemson		36	168	4.7
Boston College		32	140	4.4
Virginia Tech		31	101	3.3

**1954**

The inaugural ACC Tournament was held at Reynolds Coliseum in Raleigh, N.C., on March 4-6, 1954 ... Tournament session tickets were sold at two prices, \$9 and \$6 ... a total of 39,200 fans attended the tournament, but only the Saturday semifinals were a sellout ... Thursday attracted 6,800 for the afternoon session and 8,500 in the evening ... Sunday's championship game between Wake Forest and NC State drew 900 under capacity ... in all, the league grossed \$70,252 in revenue that first year.



Wake Forest vs. South Carolina - 1954 First Round

**1974: NC State 103, Maryland 100 (ot)**

Considered one of the greatest games in college basketball history ... NC State entered the game 25-1 and as the nation's top-ranked team while Maryland was 23-4 and ranked fourth ... against ACC opponents, State had not been beaten in 31 straight games while the Terps were making their third straight ACC title game appearance ... 15,541 were in attendance at the newly renovated Greensboro (N.C.) Coliseum even though that figure seems to have grown three-fold as the years pass ... for 40 minutes, both teams ran and dared each other to greatness, and when time expired, they were still even ... for five more minutes, they went at each other again ... it came down to the final six seconds before State's Monte Towe converted a one-and-one clinching a 103-100 victory for State ... the Terps shot 61 percent from then floor while the Wolfpack made 55 percent ... four Terrapins played all 45 minutes ... State's Tom Burlison made 18 of 25 shots for a game-high 38 points to go along with his 13 rebounds and earned the Everett Case Award, given to the MVP of the ACC Tournament.



**1974 ACC Title Game**

NC State (103)	MP	FG	FT	RB	A	PF	PTS
David Thompson	43	10-24	9-11	5	3	2	29
Tim Stoddard	19	2-3	0-2	6	1	1	4
Tom Burlison	39	18-25	2-4	13	2	3	38
Monte Towe	41	7-11	3-4	2	8	2	17
Mo Rivers	42	4-13	0-1	5	1	4	8
Phil Spence	34	3-4	1-4	6	0	2	7
Mark Moeller	7	0-0	0-0	0	0	0	0
Totals	225	44-80	15-26	37	15	14	103

Maryland (100)	MP	FG	FT	RB	A	PF	PTS
Tom McMillen	45	11-16	0-0	7	5	1	22
Owen Brown	26	7-9	0-0	2	0	5	14
Len Elmore	45	7-12	4-5	13	0	3	18
John Lucas	45	9-20	0-1	3	10	4	18
Mo Howard	45	10-15	2-2	3	5	1	22
Tom Roy	12	3-4	0-0	0	0	1	6
Billy Hahn	7	0-1	0-0	0	0	1	0
Totals	225	47-77	6-8	31	20	19	100

NC State 50 47 6 = 103  
 Maryland 55 42 3 = 100  
 Attendance: 15,541

**Player to Coach**

Since the inaugural ACC Tournament in 1954, nine men have played and then later coached in the event ... Sidney Lowe, Bucky Waters and Matt Doherty are the only ACC head coaches to play for an ACC champion ... Waters played for the 1956 ACC Champion Wolfpack while Lowe was on the 1983 NC State championship squad ... Doherty appeared in every game for North Carolina in the Tar Heels' ACC title years of 1981 and 1982.

**As A Player**

Lefty Driesell, Duke	1954
Jackie Murdock, Wake Forest	1955-57
Bucky Waters, NC State	1958
Les Robinson, NC State	1963-64
Gary Williams, Maryland	1965-67
Bobby Cremins, So. Carolina	1968-70
Jeff Jones, Virginia	1979-82
Sidney Lowe, NC State	1980-82
Matt Doherty, North Carolina	1981-84

**As A Coach**

Jackie Murdock, Wake Forest	1966
Bucky Waters, Duke	1970-73
Lefty Driesell, Maryland	1970-86
Les Robinson, NC State	1991-96
Bobby Cremins, Georgia Tech	1982-00
Gary Williams, Maryland	1990-10
Jeff Jones, Virginia	1991-98
Matt Doherty, North Carolina	2001-02
Sidney Lowe, NC State	2007-09

**1978**

The 1978 ACC Tournament was unique in several respects. It was the first tournament that every team entered with a winning overall record. It also marked the first time that non-ACC officials were hired. In addition, a national TV audience watched the title game for the first time. Concerned that a Saturday afternoon final after Friday night semifinals would cause fatigue, administrators scheduled the first two rounds for Wednesday and Thursday with no games on Friday. A young Duke team that started two freshmen, two sophomores and a junior captured the title, downing Wake Forest 85-77 in the championship game.

**ACC Tournament Records**

**ACC Titles by School**

Duke	19	Maryland	3
North Carolina	17	Virginia	2
NC State	10	Florida State	1
Wake Forest	4	Miami	1
Georgia Tech	3	South Carolina	1

**ACC Tournament W-L**

Duke	93-42	.689
North Carolina	90-43	.677
Pittsburgh	2-1	.667
NC State	69-51	.575
Miami	11-9	.550
Maryland	47-57	.451
Georgia Tech	25-32	.439
Boston College	7-9	.438
South Carolina	13-17	.433
Wake Forest	43-57	.430
Florida State	14-22	.389
Virginia Tech	6-10	.375
Virginia	34-59	.366
Clemson	18-61	.228
Notre Dame	0-1	.000
Syracuse	0-1	.000

**ACC Tournament Wins by Coach**

Dean Smith, North Carolina	1962-1997	58
Mike Krzyzewski, Duke	1981-**	54
Vic Bubas, Duke	1960-1969	22
Frank McGuire, USC/UNC	'54-61, '65-'71	18
Gary Williams, Maryland	1990-2011	17

**ACC Tournament Individual Records**

**Career Points**

J.J. Redick, Duke	2003-06	225
Len Chappell, Wake Forest	1960-62	220
Tim Duncan, Wake Forest	1994-97	202
Len Rosenbluth, North Carolina	1955-57	196
Art Heyman, Duke	1961-63	193

**Career Scoring Average**

Len Rosenbluth, North Carolina	1955-57	32.7
Grady Wallace, South Carolina	1956-57	30.3
Len Chappell, Wake Forest	1960-62	27.5
Bill Yarborough, Clemson	1954-56	26.3
Randolph Childress, W. Forest	1991, 93-95	26.0

**Career Rebounds**

Tim Duncan, Wake Forest	1994-97	139
Ronnie Shavlik, NC State	1954-56	136
Carroll Youngkin, Duke	1959-61	118
Mike Gminski, Duke	1977-80	118
Shelden Williams, Duke	2003-06	110

**Career Assists**

Ed Cota, North Carolina	1997-00	68
Steve Blake, Maryland	2000-03	64
Drew Barry, Georgia Tech	1993-96	61
Jason Williams, Duke	2000-02	60





## March 4-5-6, 1954

The inaugural ACC Tournament proves to be a harbinger of things to come as three of the seven games are decided in overtime (and another two by four points or less). Led by Tournament MVP Dickie Hemric, Wake Forest appears in all three of the overtime games, losing to NC State 82-80 in the title game.

## March 3, 1955

In the first ACC Tournament game to reach the century mark, NC State's Ronnie Shavlik totals 27 points and 15 rebounds to lead the Wolfpack to a 101-76 quarterfinal win over Clemson.

## March 3, 1956

Vic Molodet scores 32 points as NC State lays claim to its third straight ACC title with a 76-64 win over Wake Forest. The title is the Wolfpack's ninth in 10 years (6 Southern, 3 ACC) and improves Everett Case's conference tournament record to 29-1.

## March 7, 1957

North Carolina's Lennie Rosenbuth sets the ACC Tournament single-game scoring record with 45 points in a 81-61 quarterfinal win over Clemson. Rosenbuth and South Carolina's Grady Wallace each scores more than 100 points in the tournament, the most prolific output by a pair of players in the event's history.

## March 9, 1957

No. 1 ranked North Carolina runs its record to 27-0 and the Tar Heels win the first of 17 ACC titles, beating South Carolina 95-75. Grady Wallace, the country's No. 1 scorer, nets 28 in the loss.

## March 8, 1958

Maryland beats defending champion North Carolina 86-74 and becomes the first school outside the state of North Carolina to claim an ACC Tournament crown.

## March 7, 1959

NC State wins its fourth ACC title in six years by beating North Carolina 80-56. With the Wolfpack on NCAA probation, the Tar Heels represent the ACC in the following week's NCAA Tournament.

## March 5, 1960

Following a 10-inch snowfall on Wednesday, all four of Thursday's quarterfinal games are carried live by Raleigh's WRAL (Channel 5) ... entering the tournament with a 12-10 mark, 4th-seeded Duke upends No. 1 North Carolina and No. 2 Wake Forest on consecutive nights to secure the school's first ACC title.

## March 2-4, 1961

As a result of NCAA probation, North Carolina elects not to participate in the 1961 ACC Tournament. With only seven teams participating, tournament attendance drops; just 4,544 ticket books are sold versus 7,626 in 1960. Wake Forest gets 33 points and 14 rebounds from Len Chappell as the Deacs capture their first ACC title with a 96-81 win over Duke.

## March 1, 1962

Sixth-seeded Clemson posts a 67-46 quarterfinal victory over NC State, recording its first post-season tournament victory since 1939. Starting a lineup of four sophomores and one senior, Press Maravich's "Tiger Cubs" advance to the finals before losing to top-seeded Wake Forest 77-66. The Tigers do not reach the championship game again until 2008.

## February 28, 1963

Duke's Art Heyman turns in the only triple-double in Tournament history. Heyman has 21 points, 18 rebounds and 10 assists in an 89-70 win over Virginia.

## March 5, 1965

In one of the most poignant moments in ACC history, an ailing legend Everett Case is hoisted on the shoulders of his former players to cut down the nets following NC State's 91-85 upset of top-seeded Duke in title game. Dying of cancer,

## ACC TOURNAMENT TIMELINE

Case was forced to retire two games into the 1964-65 season, turning the team over to assistant Press Maravich. The Wolfpack's Larry Worsley comes off the bench to score 30 points and becomes the only non-starter ever honored as the Tournament MVP.

## March 9-11, 1967

The ACC Tournament is played at the Greensboro Coliseum, marking the first time it is played outside of NC State's Reynolds Coliseum. North Carolina defeats Duke 82-73 to win the first of 13 ACC titles by Tar Heel head coach Dean Smith.

## March 8, 1968

In the lowest scoring game in ACC Tournament history, NC State's Eddie Biedenbach scores a team-high four points as the Wolfpack upsets Duke 12-10 in the semifinals.

## March 7, 1969

In the only ACC Tournament game where both teams' starting lineups play the entire contest, third-seeded Duke gets 18 points from Dave Golden en route to a 68-59 win over second-seeded South Carolina.

## March 8, 1969

North Carolina's Charles Scott scores 40 points, including 28 in the second half as the top-seeded Tar Heels rally from an 11-point second-half deficit to defeat Duke 85-74.

## March 7, 1970

NC State wins its first ACC Tournament under coach Norman Sloan, upsetting top-seed South Carolina 42-39 in double overtime. With USC's John Roche, the ACC Player of the Year, hobbled by an ankle injury, the Wolfpack slows the tempo and gets the decisive basket off a steal by guard Ed Leftwich.

## March 13, 1971

South Carolina claims its only ACC basketball title, defeating top-seeded North Carolina 52-51. The Gamecocks, despite shooting only 28 percent from the floor, win a jump ball and get the victory as center Tom Owens scores the game-winning layup with 0:01 left to play. South Carolina announces its intent to withdraw from the ACC two weeks later.

## March 9, 1974

ACC Tournament MVP Tom Burleson has 38 points and 13 rebounds as No. 1 NC State beats fourth-ranked Maryland 103-100 in overtime before 15,541 at the Greensboro Coliseum. The Wolfpack receives the ACC bid to the NCAA Tournament. Two weeks later in the same building, NC State wins the school's first NCAA title, defeating UCLA and Marquette in the Final Four.

## March 6-8, 1975

The most tightly contested tournament in league history has six games decided by a total margin of 20 points (3.3 points per game). North Carolina's Phil Ford is the first freshman to earn Tournament MVP honors.

## March 4-6, 1976

For the first time, the tournament is held outside of North Carolina and Landover's Capital Centre in Maryland (19,600) becomes the largest venue to host the event. To avoid Capital Beltway traffic problems, the first-round games are all scheduled for a single session at 1:00, 3:00 and 5:00 p.m.

## March 6, 1976

Tournament MVP Wally Walker has 21 points as Virginia, seeded No. 6 in a seven-team field, becomes the lowest seed to win an ACC title. The Cavaliers defeat three nationally ranked teams in succession, culminating with a 67-62 victory over North Carolina en route to the school's first league crown.

## March 1-4, 1978

The entire tournament is televised live for the first time with the championship game shown on ABC's Wide World of Sports on Saturday at 4:30 p.m. Player fatigue is a concern, so quarterfinal games are moved to Wednesday and the semifinals to Thursday to give the players Friday off. At the coaches' request, outside officials (SEC) are used during tournament games.

## March 1-3, 1979

The tournament is moved back to its traditional six-game, three-day (Thursday-Saturday) format. Game officials for the 1979 tournament are from the Southwest Conference.

## March 1-3, 1980

Georgia Tech makes its ACC Tournament debut, taking No. 1 seeded Maryland into overtime before losing 51-49. Game officials are from the Metro Conference.

## March 10, 1985

Tournament MVP Mark Price scores a team-high 16 points as top-seeded Georgia Tech and coach Bobby Greminds secure their first ACC title, defeating No. 2 North Carolina 57-54 at the Omni in Atlanta.

## March 9, 1986

Duke defeats Georgia Tech 68-67 for the first of 11 ACC titles by Blue Devil head coach Mike Krzyzewski.

## March 9-12, 1995

Wake Forest guard Randolph Childress sets the ACC Tournament scoring record with 107 points in three games, including 37 points in the Deacons' 82-80 overtime win in the title game.

## March 8-11, 2001

With the tournament in Atlanta's Georgia Dome for the first time, the ACC sets records as the most attended conference basketball tournament in college basketball history. The ACC establishes NCAA records for total attendance (182,525), per-session average attendance (36,505) and single-session total attendance (40,083).

## March 16, 2003

Duke wins its fifth straight ACC title, an unmatched run, beating NC State 84-77 in the championship game. J.J. Redick nets a game-high 30 points for the Blue Devils.

## March 8, 2007

In the highest scoring game in tournament history, Wake Forest, led by Harvey Hale's 22 points, places seven players in double figures and beats Georgia Tech 114-112 in double overtime at the St. Pete Times Forum.

## March 12-15, 2009

The ACC Tournament returns to Atlanta's Georgia Dome and becomes the second-most attended conference basketball tournament in NCAA history with 158,112 spectators in the four days. Florida State reaches the finals for the first time since entering the league in 1991-92, but falls to Duke 79-69.

## March 12, 2011

Harrison Barnes scores 40 points, including 14 in overtime, as sixth-ranked North Carolina rallies for a 92-87 overtime victory over Clemson in the ACC semifinals. Barnes hits on 12 of 17 from the floor, including six-of-eight from three-point range and pulls down eight rebounds in the win.

## March 11, 2012

Michael Snaer scores a team-high 18 points to lead 17th-ranked Florida State to its first-ever ACC title with a 85-82 win over fourth-ranked North Carolina. The Seminoles, in the finals for the second time in four years, shoot 59 percent from the floor and place four players in double figures.

## March 17, 2013

The Sunshine State makes it two-in-a-row as ninth-ranked and top-seeded Miami wins its first-ever ACC title with a 87-77 decision over third-seeded North Carolina. The Hurricanes are led by Tournament MVP Shane Larkin, who tallies a game-high 28 points against the Tar Heels.



School	Arena	1st Game	Opponent	Result	Cost	Seating
Boston College	Silvio O. Conte Forum	11/26/88	Harvard	Won 70-54	\$25,000,000	8,606
Clemson	Littlejohn Coliseum	11/30/68	Georgia Tech	Won 76-72	\$3,700,000	10,000
Duke	Cameron Indoor Stadium	1/6/40	Princeton	Won 36-27	\$400,000	9,314
Florida State	Donald L. Tucker Center	11/29/81	Florida A&M	Won 81-67	\$33,500,000	12,500
Georgia Tech	McCamish Pavilion	11/9/12	Tulane	Won 79-61	\$50,000,000	8,600
Louisville	KFC Yum! Center	11/16/11	Butler	Won 88-73	\$238,000,000	22,000
Miami	BankUnited Center	2/4/03	North Carolina	Won OT 64-61	\$48,000,000	7,000
North Carolina	Dean E. Smith Center	1/18/86	Duke	Won 95-92	\$33,800,000	21,572
NC State	PNC Arena	11/19/99	Georgia	Won 67-63	\$158,000,000	19,722
Notre Dame	Purcell Pavilion at the Joyce Center	12/7/69	UCLA	Lost 75-77	\$8,800,000	9,149
Pittsburgh	Petersen Events Center	12/23/02	Duquesne	Won 82-67	\$100,000,000	12,500
Syracuse	Carrier Dome	11/29/81	Columbia	Won 108-81	\$26,850,000	35,012
Virginia	John Paul Jones Arena	11/12/06	Arizona	Won 93-90	\$129,800,000	15,219
Virginia Tech	Cassell Coliseum	1/3/62	Alabama	Won 91-67	\$2,700,000	9,847
Wake Forest	Lawrence Joel Coliseum	11/11/89	Davidson	Won 84-65	\$26,000,000	14,407

## ACC sets single-season attendance mark as league teams draw 2.85 million

The ACC set a single-season attendance mark during the 2013-14 season with its 15 teams playing before a collective audience of nearly 2.85 million ... Syracuse set the pace in its first season as an ACC member, leading the nation with an average of 26,253 fans per game ... It marked the ninth consecutive year the ACC surpassed the two million mark in basketball attendance with league teams totaling 2,846,379 over 260 regular-season games and seven ACC Tournament sessions ... the league's average was 10,661 per game ... North Carolina (18,025) was fourth among Division I schools in attendance, with NC State (12,641) 25th ... Louisville, which joins the ACC for the 2014-15 season, ranked third with an average attendance of 21,282 per game.

### 2013-14 ACC Attendance

School	G	Total	Avg.
Syracuse	18	472,550	26,253
North Carolina	18	324,458	18,025
NC State	19	240,182	12,641
Maryland	16	200,913	12,557
Virginia	17	198,631	11,684
Pittsburgh	18	198,078	11,004
Duke	17	158,338	9,314
Wake Forest	18	162,005	9,000
Notre Dame	19	158,945	8,366
Clemson	19	142,231	7,486
Georgia Tech	17	111,926	6,584
Florida State	17	106,849	6,285
Miami	16	92,424	5,777
Virginia Tech	18	86,612	4,812
Boston College	13	52,094	4,007
ACC Tournament	7	140,143	20,020
<b>2014 Attendance</b>	<b>267</b>	<b>2,846,379</b>	<b>10,661</b>

## Duke-Syracuse sets on-campus attendance record at 35,446

In a matchup between the two winningest coaches in Division I history, Syracuse defeated Duke in overtime, 91-89, in front of a record sellout crowd of 35,446 at the Carrier Dome on Feb. 1 ... the attendance for that Saturday game set a new national college basketball on-campus attendance record, breaking the old mark of 35,012 set by Syracuse and Georgetown in the Carrier Dome in February 2013.

## ACC homecourt W-L records and win streaks

In 2013-14, home teams won 77 of 135 conference games for a .571 winning percentage - the lowest home-court success rate in 22 seasons ... Duke (17-0) had the league's best overall homecourt record while Syracuse was next with a 17-2 mark.

### Home Court W-L Records

Arenas	Games	Won	Lost	Pct.
Yum Center	75	66	9	.880
Peterson Event Center	221	193	28	.873
Smith Center	416	354	62	.851
Cameron Indoor	970	817	153	.842
Carrier Dome	601	505	96	.840
Purcell Pavilion	742	586	156	.790
Lawrence Joel	397	309	88	.778
John Paul Jones	143	108	35	.755
Cassell Coliseum	697	525	172	.753
PNC Arena	264	196	68	.742
Littlejohn Coliseum	692	506	186	.731
Tucker Center	510	366	144	.718
BankUnited Center	187	130	57	.695
Conte Forum	426	284	142	.667
McCamish Pavilion	34	21	13	.618

Duke enters the 2014-15 season having won 33 in a row at Cameron Indoor Stadium, the sixth-longest homecourt win streak in ACC history ... the Blue Devils also hold the ACC's longest home court winning streak over non-league foes (95).

### ACC All-Game Home Court Win Streaks

School	Years	Total
Duke	1998-00	46
Duke	2009-12	45
Duke	2001-04	41
NC State	1972-75	36
Duke	1991-93	36
Virginia	1980-83	34
<b>Duke</b>	<b>2012- **</b>	<b>33</b>
Clemson	1988-91	26
Maryland	1979-81	26
North Carolina	1992-94	25
North Carolina	1977-80	25
Wake Forest	1995-97	25

## Conference Games Home Court W-L

Year	W-L	Pct.
1954	22-14	.595
<b>1955 (Lowest%)</b>	<b>29-26</b>	<b>.527</b>
1956	35-20	.649
1957	39-15	.722
1958	34-20	.630
1959	35-17	.673
1960	31-19	.620
1961	32-18	.640
1962	31-19	.620
1963	28-24	.539
1964	34-16	.680
1965	33-19	.635
1966	35-18	.660
1967	28-24	.539
1968	31-20	.608
1969	28-20	.583
1970	29-20	.592
1971	41-15	.732
1972	28-10	.737
1973	27-13	.675
1974	26-16	.571
1975	28-14	.567
1976	24-18	.571
1977	21-19	.583
1978	30-12	.714
1979	27-15	.643
<b>1980 (Highest%)</b>	<b>42-14</b>	<b>.750</b>
1981	33-23	.589
1982	33-23	.589
1983	36-20	.643
1984	34-22	.607
1985	35-21	.625
1986	33-23	.589
1987	30-26	.536
1988	35-21	.625
1989	39-17	.696
1990	36-20	.643
1991	38-18	.679
1992	45-27	.625
1993	41-31	.569
1994	49-23	.681
1995	47-25	.653
1996	46-26	.639
1997	45-27	.625
1998	42-30	.583
1999	47-25	.653
2000	46-26	.639
2001	44-28	.611
2002	46-26	.639
2003	53-19	.736
2004	47-25	.653
2005	55-33	.625
2006	60-36	.625
2007	63-33	.656
2008	58-38	.604
2009	61-35	.635
2010	66-30	.688
2011	63-33	.656
2012	58-38	.604
2013	74-34	.686
2014	77-58	.571
<b>61-Year Totals</b>	<b>2,439-1,414</b>	<b>.633</b>

## ACC Coaching Records, 1954-2014

Includes only seasons coaching at ACC schools during years as ACC member & ranked by All Games percentage

Head Coach	School	Years	All Games	ACC Regular Season Games	ACC Tournament	ACC Titles	NCAA Titles
Jim Boehem	Syr.	1	28-6 .824	14-4 .778	0-1 .000	0	0
Mike Krzyzewski	Duke	*32	910-247 .787	362-149 .708	55-20 .733	13	4
Dean Smith	UNC	36	879-254 .776	364-136 .728	58-23 .716	13	2
Roy Williams	UNC	11	306-89 .775	130-50 .722	15-9 .625	2	2
Vic Bubas	Duke	10	213-67 .761	106-32 .768	22-6 .786	4	0
Bill Guthridge	UNC	3	80-28 .741	32-16 .667	5-2 .714	1	0
Jamie Dixon	Pitt	1	26-10 .722	11-7 .611	2-1 .667	0	0
Frank McGuire	UNC/USC	15	264-108 .710	142-63 .693	18-13 .581	2	1
Lefty Driesell	Md.	17	348-159 .686	122-100 .549	17-16 .515	1	0
Everett Case	NCS	**12	190-89 .681	89-60 .597	15-7 .682	4	0
Norm Sloan	NCS	14	266-127 .677	103-77 .572	14-11 .560	3	1
Harold Bradley	Duke	6	105-51 .673	56-24 .700	6-6 .500	0	0
Dino Gaudio	WF	3	61-31 .663	27-21 .563	0-3 .000	0	0
Skip Prosser	WF	6	126-68 .649	52-44 .542	5-6 .455	0	0
Mark Gottfried	NCS	3	70-38 .648	29-23 .558	5-3 .625	0	0
Jim Larranaga	Miami	3	66-36 .647	31-21 .596	5-2 .714	1	0
Jim Valvano	NCS	10	209-114 .647	71-69 .507	9-8 .529	2	1
Gary Williams	Md.	22	461-252 .646	192-156 .552	18-20 .474	1	1
Dave Odom	WF	12	240-132 .645	101-87 .537	9-10 .474	2	0
Murray Greason	WF	4	72-40 .643	33-21 .611	6-4 .600	0	0
Terry Holland	UVA	16	326-181 .643	111-103 .519	15-15 .500	1	0
Bill Foster	Duke	6	113-64 .638	31-43 .419	8-4 .667	0	0
Tony Bennett	UVA	5	105-60 .636	48-36 .571	4-4 .500	1	0
Oliver Purnell	Clem.	7	138-88 .611	50-62 .446	3-7 .333	0	0
Al Skinner	BC	5	100-65 .606	40-40 .500	5-5 .500	0	0
Leonard Hamilton	FSU	12	241-157 .606	98-98 .500	10-11 .476	1	0
Bobby Cremins	GT	19	354-237 .599	134-150 .472	15-16 .484	3	0
Carl Tacy	WF	13	222-149 .598	71-97 .423	6-13 .316	2	0
Bill Foster	Clem.	9	156-106 .595	44-74 .373	3-9 .250	0	0
Herb Sendek	NCS	10	191-132 .591	72-88 .450	13-10 .565	0	0
Seth Greenberg	VT	8	155-109 .587	61-67 .477	5-8 .385	0	0
Jeff Jones	UVA	8	146-104 .584	59-67 .468	5-8 .385	0	0
Bucky Waters	Duke	4	63-45 .583	27-25 .519	1-4 .200	0	0
Pat Kennedy	FSU	6	105-75 .583	45-51 .469	1-6 .143	0	0
Cliff Ellis	Clem.	10	179-129 .581	56-90 .384	3-10 .231	0	0
Mark Turgeon	Md.	3	59-43 .578	23-29 .442	3-3 .500	0	0
Bones McKinney	WF	8	122-94 .565	69-43 .616	12-6 .667	2	0
Bud Millikan	Md.	14	199-154 .564	98-93 .513	7-13 .350	1	0
Brad Brownell	Clem.	4	74-58 .561	32-36 .471	2-4 .333	0	0
Rick Barnes	Clem.	4	74-58 .561	28-36 .438	2-4 .333	0	0
Frank Haith	Miami	7	129-101 .561	43-69 .384	5-7 .417	0	0
Pete Gillen	UVA	7	118-93 .559	45-67 .401	2-7 .222	0	0
Matt Doherty	UNC	3	53-43 .552	23-25 .479	3-3 .500	0	0
Paul Hewitt	GT	11	190-162 .540	72-104 .409	9-11 .450	0	0
Sidney Lowe	NCS	5	86-78 .524	25-55 .313	5-5 .500	0	0
Dave Leitao	UVA	4	63-60 .512	27-37 .422	1-4 .200	0	0
Tates Locke	Clem.	5	62-70 .470	20-42 .323	1-5 .167	0	0
Mike Brey	ND	1	15-17 .469	6-12 .333	0-1 .000	0	0
Press Maravich	CU/NCS	**8	93-109 .460	44-67 .396	7-7 .500	0	0
Larry Shyatt	Clem.	5	70-84 .455	20-60 .250	1-5 .167	0	0
Brian Gregory	GT	3	43-52 .453	16-36 .308	1-3 .250	0	0
Les Robinson	NCS	6	78-98 .443	28-66 .298	2-6 .250	0	0
Jack McCloskey	WF	6	70-89 .440	32-50 .390	3-6 .333	0	0
Bill Gibson	UVA	11	120-158 .432	50-98 .338	5-11 .313	0	0
Rob Stevens	USC	3	34-45 .430	15-27 .357	2-2 .500	0	0
Steve Robinson	FSU	5	63-85 .426	25-55 .313	3-5 .375	0	0
Bus Male	UVA	4	46-62 .426	12-35 .255	1-4 .200	0	0
Bob Wade	Md.	3	36-50 .419	7-35 .167	2-3 .400	0	0
Steve Donahue	BC	4	54-76 .415	24-44 .353	2-4 .333	0	0
Bobby Roberts	Clem.	8	82-116 .414	41-71 .366	1-8 .111	0	0
Jeff Bzdelik	WF	4	51-76 .402	17-51 .250	1-4 .250	0	0
Chuck Noe	USC	2	19-29 .396	12-16 .429	0-1 .000	0	0
Frank Johnson	USC	5	51-78 .395	15-51 .227	0-1 .000	0	0
Bob Staak	WF	4	45-69 .395	7-48 .127	1-4 .000	0	0
Neil McGeachy	Duke	1	10-16 .385	2-10 .176	0-1 .000	0	0
James Johnson	VT	2	22-41 .349	6-30 .167	0-2 .000	0	0
Frank Fellows	Md.	2	16-34 .320	6-22 .214	0-2 .000	0	0
Jack Murdock	WF	1	8-18 .308	4-10 .286	0-1 .000	0	0
Billy McCann	UVA	6	40-106 .274	20-64 .238	1-6 .143	0	0
Dwayne Morrison	GT/USC	3	12-41 .226	1-27 .036	0-3 .000	0	0
Banks McFadden	Clem.	3	16-56 .222	1-36 .027	0-3 .000	0	0
Pete Gaudet	Duke	*1	4-15 .211	2-13 .133	1-1 .500	0	0
Walt Hamrick	USC	1	4-20 .167	2-12 .143	0-1 .000	0	0

## Wins versus No. 1

Since the league's first season in 1953-54, 30 different ACC head coaches have totaled 62 wins against No.1 ranked teams.

### Wins vs. No. 1 by ACC Coaches (while coaching in the ACC)

Mike Krzyzewski, Duke	6
Gary Williams, Maryland	6
Roy Williams, North Carolina	5
Bobby Cremins, Georgia Tech	4
Dean Smith, North Carolina	4
Lefty Driesell, Maryland	3
Seth Greenberg, Virginia Tech	3
Bill Guthridge, North Carolina	3
Leonard Hamilton, Florida State	3
Vic Bubas, Duke	2
Herb Sendek, NC State	2
Carl Tacy, Wake Forest	2
Jim Valvano, NC State	2
Harold Bradley, Duke	1
Everett Case, NC State	1
Steve Donahue, Boston College	1
Bill Foster, Clemson	1
Dino Gaudio, Wake Forest	1
Mark Gottfried, NC State	1
Paul Hewitt, Georgia Tech	1
Terry Holland, Virginia	1
Jim Larranaga, Miami	1
Bud Millikan, Maryland	1
Dave Odom, Wake Forest	1
Les Robinson, NC State	1
Steve Robinson, Florida State	1
Larry Shyatt, Clemson	1
Al Skinner, Boston College	1
Bob Staak, Wake Forest	1
Mark Turgeon, Maryland	1

## First Year Mentors

With their 9-7 records in league play three years ago, Miami's Jim Larranaga and NC State's Mike Gottfried became the 13th and 14th coaches overall, to have at least a .500 record in conference play in their first year at a league school.

### First-Year ACC Coaching Records

Coach, School	Year	W-L
Matt Doherty, North Carolina	2000-01	13-3
Bill Guthridge, North Carolina	1997-98	13-3
Press Maravich, NC State	1964-65	10-3
Jim Larranaga, Miami	2011-12	9-7
Mike Gottfried, NC State	2011-12	9-7
Brad Brownell, Clemson	2010-11	9-7
Steve Donahue, Boston College	2010-11	9-7
Skip Prosser, Wake Forest	2001-02	9-7
Les Robinson, NC State	1990-91	8-6
Bucky Waters, Duke	1969-70	8-6
Roy Williams, North Carolina	2003-04	8-8
Paul Hewitt, Georgia Tech	2000-01	8-8
Vic Bubas, Duke	1959-60	7-7
Dean Smith, North Carolina	1962-63	7-7

\* Duke's Mike Krzyzewski left the team for medical reasons in the 1994-95 season when the Blue Devils were 9-3 overall and 0-1 in the ACC. Pete Gaudet assumed interim head coaching duties and went 4-15 overall, 2-13 in the ACC.

\*\* NC State's Everett Case retired after the second game of the 1964-65 season and was replaced by Press Maravich. Case is credited with a 1-1 overall, 0-1 ACC mark for that season while Maravich gets credit for a 20-4 record, 10-3 in the ACC.



Among conferences with 20 or more game, the ACC is the winningest conference in NCAA Tournament history with a .655 winning percentage

The ACC has not had a losing record in NCAA Tournament play since 1987, the longest streak in the country

The ACC has had 10 or more NCAA Tournament wins 13 times - more than any other conference

The ACC has produced more No. 1 seeds (32) than any other conference

Six of the last 14 NCAA championships have been won by teams currently competing in the ACC

The current 15 members have won a total of 565 NCAA Tournament games

The current 15 members have won 15 NCAA National Championships

School	App.	Won	Lost	Pct.	NCAA Title	Title Game	Final Four	Reg. Final	Sweet 16	Last App
Duke	38	99	34	.744	4	10	15	19	23	2014
North Carolina	45	110	43	.719	5	9	18	23	22	2014
Louisville	40	72	41	.637	3	3	10	13	23	2014
Syracuse	37	61	37	.622	1	3	5	6	18	2014
NC State	25	35	24	.593	2	2	3	6	9	2014
Georgia Tech	16	23	16	.590	0	1	2	4	7	2010
Virginia	18	24	18	.571	0	0	2	5	8	2014
Wake Forest	22	28	22	.560	0	0	1	6	10	2010
Boston College	18	22	19	.537	0	0	0	3	8	2009
Florida State	14	15	14	.517	0	1	1	2	4	2012
Pittsburgh	25	24	26	.480	0	0	1	3	5	2014
Miami	7	6	7	.462	0	0	0	0	1	2013
Notre Dame	33	31	37	.456	0	0	1	4	5	2013
Clemson	11	9	11	.450	0	0	0	1	3	2011
Virginia Tech	8	6	8	.429	0	0	0	1	1	2007
<b>Former Members</b>										
Maryland (1954-2014)	24	38	23	.623	1	1	2	4	11	2010
South Carolina (1954-71)	1	0	2	.000	0	0	0	0	0	1971
<b>Current Members</b>	<b>357</b>	<b>565</b>	<b>357</b>	<b>.613</b>	<b>15</b>	<b>29</b>	<b>59</b>	<b>96</b>	<b>147</b>	
<b>ACC Year by Year</b>	<b>207</b>	<b>376</b>	<b>198</b>	<b>.655</b>	<b>12</b>	<b>21</b>	<b>41</b>	<b>67</b>	<b>104</b>	

## NCAA Tournament W-L Records

Based on Yearly Conference Membership

Conference	Years	G	Won	Lost	Pct
American Athletic	2014	12	9	3	.750
Atlantic Coast	1954-14	574	376	198	.655
Big Ten	1939-14	603	374	229	.620
Big East	1980-14	491	302	189	.615
Southeastern	1939-14	482	287	195	.595
Pac-12	1939-14	433	257	176	.594
Big 12	1997-14	231	134	97	.580
Conference USA	1996-14	102	51	51	.500
Atlantic 10	1977-14	194	94	100	.485
Missouri Valley	1939-14	193	93	100	.482
West Coast	1953-14	145	68	77	.469
Horizon	1982-14	73	31	42	.425
Big West	1970-14	97	41	56	.423
Colonial	1975-14	64	27	37	.422
Western Athletic	1963-14	164	66	98	.402
Ivy League	1939-14	120	42	78	.350
Mountain West	2000-14	59	19	40	.322
Sun Belt	1977-14	79	25	54	.316
Southern	1939-14	102	31	71	.304
Mid-American	1953-14	100	29	71	.290
Ohio Valley	1969-14	89	24	65	.270
Southland	1969-14	56	15	41	.268
Summit	1986-14	39	9	30	.231
America East	1980-14	43	8	35	.186
Big Sky	1968-14	60	11	49	.183
Metro Atlantic	1984-14	40	7	33	.175
Mid Eastern	1981-14	39	6	33	.154
Atlantic Sun	1981-14	40	6	34	.150
Southwestern	1980-14	39	5	34	.128
Big South	1991-14	26	3	23	.115
Patriot	1991-14	26	3	23	.115
Northeast	1982-14	36	3	33	.083

## 2014 NCAA Tournament Results

<b>#1 Virginia</b>		
W Coastal Carolina	#16	70-59
W Memphis	#8	78-60
L Michigan State	#4	59-61
<b>#3 Syracuse</b>		
W Western Michigan	#14	77-53
L Dayton	#11	53-55
<b>#6 North Carolina</b>		
W Providence	#11	79-77
L Iowa State	#3	83-85
<b>#9 Pittsburgh</b>		
W Colorado	#8	77-48
L Florida	#1	45-61
<b>#12 NC State</b>		
W Xavier	#12	74-59
L Saint Louis	#5	ot 80-83
<b>#3 Duke</b>		
L Mercer	#14	71-78

### Conferences with at least one win in NCAA Tournament

Conference	Teams	W-L	Pct.	R32	S16	E8	F4	CG
American Athletic	4	9-3	.750	3	2	1	1	1
SEC	3	12-3	.800	3	3	2	2	1
Big Ten	6	10-6	.625	3	3	3	1	-
Pac-12	6	8-6	.571	4	3	1	-	-
ACC	6	6-6	.500	4	1	-	-	-
Big 12	7	6-7	.462	4	2	-	-	-
Atlantic 10	6	4-6	.400	2	1	1	-	-
Mountain West	2	2-2	.500	1	1	-	-	-
Big East	4	2-4	.333	2	-	-	-	-
America East	1	1-1	.500	1	-	-	-	-
Atlantic Sun	1	1-1	.500	1	-	-	-	-
Big West	1	1-1	.500	1	-	-	-	-
Ivy League	1	1-1	.500	1	-	-	-	-
Missouri Valley	1	1-1	.500	1	-	-	-	-
Southland	1	1-1	.500	1	-	-	-	-
Summitt	1	1-1	.500	1	-	-	-	-
West Coast	2	1-2	.333	1	-	-	-	-

## ACC Year by Year in the NCAA Tournament

Year	Teams	Swt 16	Reg Fnl	Final Four	W-L
2014	6	1	0	0	6-6
2013	4	2	1	0	6-4
2012	5	2	1	0	6-5
2011	4	3	1	0	8-4
2010	6	1	1	1	9-5
2010-14	25	9	4	1	35-24
2009	7	2	1	1	9-6
2008	4	1	1	1	6-4
2007	7	1	1	0	7-7
2006	4	2	0	0	6-4
2005	5	3	1	1	12-4
2004	6	3	2	2	14-6
2003	4	2	0	0	5-4
2002	4	2	1	1	10-3
2001	6	2	2	2	11-5
2000	3	2	1	1	7-3
2000-09	50	20	10	9	87-46
1999	3	2	1	1	7-3
1998	5	3	2	1	10-5
1997	6	2	1	1	8-6
1996	6	2	1	0	6-6
1995	4	4	2	1	11-4
1994	5	2	1	1	10-5
1993	6	4	2	1	14-5
1992	5	4	1	1	12-4
1991	6	2	2	2	13-5
1990	5	4	2	2	14-5
1990-99	51	29	15	11	105-48
1989	6	4	2	1	12-6
1988	5	2	2	1	9-5
1987	6	2	1	0	5-6
1986	6	4	2	1	13-6
1985	5	4	3	0	12-5
1984	5	4	2	1	8-5
1983	4	3	3	1	11-3
1982	4	2	1	1	7-3
1981	4	2	2	2	9-4
1980	5	3	2	0	6-5
1980-89	50	30	20	8	92-48
1979	2	0	0	0	0-2
1978	2	1	1	1	4-2
1977	2	2	2	1	6-2
1976	2	0	0	0	0-2
1975	2	2	1	0	4-2
1974	1	-	1	1	4-0
1973	1	-	1	0	1-1
1972	1	-	1	1	3-1
1971	1	-	0	0	0-2
1970	1	-	0	0	1-1
1970-79	15	-	7	4	23-15
1969	1	-	1	1	2-2
1968	1	-	1	1	3-1
1967	1	-	1	1	2-2
1966	1	-	1	1	3-1
1965	1	-	0	0	1-1
1964	1	-	1	1	3-1
1963	1	-	1	1	3-1
1962	1	-	1	1	4-1
1961	1	-	1	0	2-1
1960	1	-	1	0	2-1
1960-69	10	-	9	7	25-12
1959	1	-	0	0	0-1
1958	1	-	0	0	2-1
1957	1	-	1	1	5-0
1956	1	-	0	0	0-1
1955	1	-	0	0	0-1
1954	1	-	0	0	2-1
1954-59	6	-	1	1	9-5

Note: From 1963-1974 ACC teams were seeded automatically into Sweet 16.





# Boston College Eagles



## 2014-15 Eagle Roster

**Bold denotes returning starter**

No.	Player	Cl.	Pos.	Hgt.	Wgt.	Hometown
0	Garland Owens	So.	F	6-5	210	Gaithersburg, Md.
1	Dimitri Batten	Gr.	G	6-3	205	Newport News, Va.
2	Darryl Hicks	R-Fr.	G	6-2	185	Louisville, Ky.
<b>4</b>	<b>Eddie Odio</b>	<b>Sr.</b>	<b>F</b>	<b>6-7</b>	<b>210</b>	<b>Miami, Fla.</b>
5	KC Caudill	Sr.	C	6-11	300	Brea, Calif.
10	Steve Perpiglia	Jr.	G	5-10	165	Broomall, Pa.
11	Will Magarity	So.	F	6-11	240	Stockholm, Sweden
12	Idy Diallo	Fr.	F	6-11	240	Los Angeles, Calif.
13	John Cain Carney	Sr.	F	6-8	225	Philadelphia, Pa.
15	Sam Donahue	So.	G	6-1	180	Pawcatuck, Conn.
<b>20</b>	<b>Lonnie Jackson</b>	<b>Sr.</b>	<b>G</b>	<b>6-3</b>	<b>175</b>	<b>Valencia, Calif.</b>
<b>21</b>	<b>Olivier Hanlan</b>	<b>Jr.</b>	<b>G</b>	<b>6-4</b>	<b>190</b>	<b>Aylmer, Quebec</b>
22	Aaron Brown	Gr.	F	6-5	215	Hackensack, N.J.
23	Alex Dragicevich	Sr.	F	6-7	222	Northbrook, Ill.
24	Dennis Clifford	Jr.	C	7-0	250	Bridgewater, Mass.
33	Patrick Heckmann	Sr.	G	6-5	210	Mainz, Germany

**Head Coach:** Jim Christian (Rhode Island '88)  
**Assistants:** Scott Spinelli (Boston University '89)  
 Bill Wuczynski (UNLV '96)  
 Preston Murphy (Rhode Island '99)

## 2014-15 Schedule

Date	Opponent	TV	Time
N14	New Hampshire.....	ESPN3	7:00
N16	vs. Massachusetts.....	NESN	3:00
Coaches vs. Cancer Tripleheader, Boston, Mass.			
N20	vs. New Mexico.....	ESPN2	5:00
Puerto Rico Tip-Off, San Juan, P.R.			
N21	in Puerto Rico Tip-Off .....	ESPNN	5/7:00
N23	in Puerto Rico Tip-Off .....	ESPNU	TBA
D1	Marist.....	ESPN3	7:00
D5	Providence.....	ESPN3	7:00
D11	Maine.....	ESPN3	7:00
D14	Binghamton.....	ESPN3	1:00
D21	Southern California.....	ESPNU	4:00
D29	UMass-Lowell.....	ESPN3	2:00
J3	at Duke.....	RSN	4:00
J6	Pittsburgh.....	RSN	9:00
J10	at Miami.....	RSN	4:00
J14	Harvard.....	ESPN3	7:00
J17	Virginia.....	RSN	2:00
J20	at Syracuse.....	ESPNU	7:00
J25	at Georgia Tech.....	RSN	1:00
J28	Louisville.....	ACCN	9:00
J31	at Clemson.....	RSN	Noon
F4	at Notre Dame.....	RSN	7:00
F7	North Carolina.....	ACCN	3:00
F11	Syracuse.....	ESPN2	7:00
F15	Miami.....	ESPNU	6:30
F18	at Florida State.....	ACCN	9:00
F21	Notre Dame.....	RSN	4:00
F24	at Pittsburgh.....	ESPNU	9:00
F28	NC State.....	RSN	Noon
M2	at Virginia Tech.....	ESPNU	9:00
M7	Wake Forest.....	ACCN	2:00
March 10-14, ACC Tournament, Greensboro (N.C.) Coliseum			

## Returning Numbers

2013-14	PG	Pct.
Points	45.0	.656
Rebounds	22.4	.596
Assists	7.7	.626
Starts	95 of 160	.594

## Team Statistics

Category	ACC	NCAA
Scoring Defense	73.6	15 264
Scoring Offense	68.7	9 233
FG Percentage	.446	9 152
FG Pct Defense	.465	15 301
FT Percentage	.741	2 36
3-Pt FG Pct.	.352	6 129
3-Pt FG PG	7.7	2 49
Steals	4.4	14 332
Blocked Shots	2.7	15 279
Rebound Margin	-3.6	15 305
Turnover Margin	-1.7	13 291

## Jim Christian

Boston College	(1st)	0-0
Ohio University	(2)	49-22
TCU	(4)	56-73
Kent State	(6)	138-58
<b>Career Totals</b>	<b>(12)</b>	<b>243-153</b>

## Eagle Edicts

Boston College first-year head coach Jim Christian inherits three starters from the 2013-14 team that finished 8-24 overall and 4-14 in ACC play ... Christian joins the Eagles following a two-year stint at Ohio University in which his teams posted a 49-22 record ... Christian, who also posted a 153-38 mark in six seasons at Kent State, is the Mid-American's all-time leader in winning percentage ... Christian owns a 243-153 record in 12 total seasons as a head coach ... the Eagles' returning cast includes rising junior Olivier Hanlan, the ACC's leading returning scorer at 18.5 points per game and senior guard Lonnie Jackson who has averaged 7.0 points per game or better in each of his first three seasons.

This marks the third consecutive season – and the fourth in the last five – that Boston College has returned at least three starters ... rising seniors Eddie Odio and Lonnie Jackson combined to average 11.0 points and 5.1 rebounds last season ... overall, the Eagles return 45.0 points per game, 22.4 rebounds, and a combined 95 starts from the 2013-14 squad.

Nine of Boston College's losses last season were by four points or less ... two of its ACC wins came on the road in the final month of the season, including a 62-59 overtime win at top-ranked and previously unbeaten Syracuse on Feb. 19.



## Olivier Hanlan, junior guard

The ACC's leading returning scorer (18.5) from a year ago ... scored in double figures in all but two games in 2013-14 and has scored 10 or more points in 58 of 65 career games ... was seventh in the ACC in field goal percentage (.447), sixth in free throw percentage (.811) and fourth in minutes played (36.3) ... has 1,100 career points, 16th-most scored by an ACC player through his sophomore season.

## Boston College 2013-14 Final Statistics (8-24, 4-14 14th in ACC)

PLAYER	GP	GS	Min	Avg	FG	FGA	Pct	3FG	FGA	Pct	FT	FTA	Pct	Off	Tot	Avg	PF	DQ	A	TO	BK	ST	Pts	Avg
Olivier Hanlan	32	31	1160	36.2	173	387	.447	61	176	.347	185	228	.811	12	110	3.4	82	2	93	78	2	25	592	18.5
ACC Games Only	18	18	655	36.4	99	215	.460	34	93	.366	99	121	.818	7	53	2.9	43	1	54	37	2	14	331	18.4
Ryan Anderson	32	31	1004	31.4	149	305	.489	4	15	.267	156	211	.739	76	232	7.3	65	0	45	62	20	25	458	14.3
ACC Games Only	18	18	576	32.0	74	159	.465	0	1	.000	82	112	.732	47	127	7.1	35	0	28	35	13	16	230	12.8
Joe Rahon	32	31	1067	33.3	98	245	.400	45	127	.354	46	62	.742	22	110	3.4	65	0	103	57	4	24	287	9.0
ACC Games Only	18	18	608	33.8	53	136	.390	27	71	.380	23	35	.657	12	58	3.2	35	0	65	28	0	18	156	8.7
Lonnie Jackson	29	12	684	23.6	66	169	.391	53	140	.379	19	28	.679	15	65	2.2	47	1	52	33	4	20	204	7.0
ACC Games Only	18	11	471	26.2	51	114	.447	40	94	.426	14	21	.667	8	42	2.3	29	1	27	23	3	18	156	8.7
Patrick Heckmann	31	8	500	16.1	60	134	.448	27	78	.346	38	53	.717	11	66	2.1	69	5	26	27	4	9	185	6.0
ACC Games Only	17	4	289	17.0	40	89	.449	20	54	.370	15	26	.577	8	37	2.2	43	2	14	15	3	5	115	6.8
Eddie Odio	31	15	650	21.0	45	90	.500	16	37	.432	19	30	.633	23	91	2.9	85	2	22	26	24	8	125	4.0
ACC Games Only	18	8	357	19.8	25	44	.568	9	17	.529	12	20	.600	13	55	3.1	53	1	13	13	12	4	71	3.9
Alex Dragicevich	27	13	410	15.2	34	82	.415	20	58	.345	16	23	.696	5	38	1.4	30	0	19	18	12	14	104	3.9
ACC Games Only	14	3	149	1.6	9	27	.333	6	20	.300	6	8	.750	1	10	0.7	15	0	5	4	6	4	30	2.1
Garland Owens	30	4	460	15.3	42	82	.512	14	36	.389	12	23	.522	18	53	1.8	62	2	13	12	4	7	110	3.7
ACC Games Only	16	2	233	14.6	23	47	.489	10	21	.476	10	21	.476	8	27	1.7	29	0	7	4	1	5	66	4.1
Dennis Clifford	2	0	33	16.5	3	4	.750	0	0	.000	0	0	.000	2	9	4.5	3	0	1	2	2	0	6	3.0
ACC Games Only	2	0	33	16.5	3	4	.750	0	0	.000	0	0	.000	2	9	4.5	3	0	1	2	2	0	6	3.0
Will Magarity	30	8	316	1.5	29	58	.500	3	12	.250	13	21	.619	21	42	1.4	53	1	12	17	8	7	74	2.5
ACC Games Only	16	4	158	9.9	9	25	.360	1	5	.200	2	4	.500	10	23	1.4	23	1	2	7	5	2	21	1.3
KC Caudill	19	5	162	8.5	11	21	.524	0	0	.000	12	18	.667	11	29	1.5	30	0	9	12	2	1	34	1.8
ACC Games Only	9	3	87	9.7	5	6	.833	0	0	.000	2	4	.500	5	15	1.7	19	0	4	6	0	0	12	1.3
Danny Rubin	16	2	52	3.3	3	13	.231	3	10	.300	2	2	1.000	3	4	0.3	8	0	1	0	0	0	11	0.7
ACC Games Only	7	1	17	2.4	1	3	.333	1	2	.500	0	0	.000	1	1	0.1	2	0	0	0	0	0	3	0.4
Steve Perpiglia	3	0	4	1.3	1	2	.500	0	1	.000	0	0	.000	0	1	0.3	0	0	0	0	0	0	2	0.7
ACC Games Only	2	0	3	1.5	0	1	.000	0	1	.000	0	0	.000	0	1	0.5	0	0	0	0	0	0	0	0.0
John Cain Carney	4	0	5	1.3	1	1	1.000	0	0	.000	0	0	.000	2	2	0.5	0	0	0	0	0	0	2	0.5
ACC Games Only	2	0	3	1.5	0	0	.000	0	0	.000	0	0	.000	1	1	0.5	0	0	0	0	0	0	0	0.0
Sam Donahue	12	0	13	1.1	1	12	.083	1	11	.091	0	0	.000	3	4	0.3	3	0	2	0	0	0	3	0.3
ACC Games Only	6	0	7	1.2	0	6	.000	0	5	.000	0	0	.000	2	2	0.3	1	0	1	0	0	0	0	0.0
Drew Jacobs	4	0	5	1.3	0	1	.000	0	1	.000	0	0	.000	1	1	0.3	0	0	0	0	0	0	0	0.0
ACC Games Only	3	0	4	1.3	0	1	.000	0	1	.000	0	0	.000	1	1	0.3	0	0	0	0	0	0	0	0.0
<b>Total</b>	<b>32</b>				<b>716</b>	<b>1606</b>	<b>.446</b>	<b>247</b>	<b>702</b>	<b>.352</b>	<b>518</b>	<b>699</b>	<b>.741</b>	<b>265</b>	<b>951</b>	<b>29.7</b>	<b>603</b>	<b>13</b>	<b>398</b>	<b>358</b>	<b>86</b>	<b>140</b>	<b>2197</b>	<b>68.7</b>
ACC Games Only	18				392	877	.447	148	385	.384	265	372	.712	149	515	28.6	331	6	221	184	47	86	1197	66.5
Opponents	32				824	1770	.466	182	493	.369	524	719	.729	358	1068	33.4	589	10	391	303	92	176	2354	73.6
ACC Games Only	18				453	959	.472	105	272	.386	276	394	.701	202	589	32.7	306	6	220	168	52	95	1287	71.5

## 2013-14 Game Results

Results	AP	BC USA	Opp AP	Opp USA	W/L	Score	BC FGs	BC FG%	BC 3FGs	BC FTs	BC FT%	Opp FGs	Opp FG%	Opp 3FGs	Opp FT%	Reb Mar	TO BC/Op	Half
N8 at Providence					L	ot 78-82	26-51	.510	6-15	20-24	.833	24-56	.429	4-15	.833	-16	17/16	31-27
N10 +Massachusetts					L	73-86	24-55	.426	8-20	17-22	.773	32-65	.492	6-11	.667	-17	16/13	36-32
N14 Toledo					L	92-95	26-51	.510	7-23	33-40	.825	32-56	.571	2-6	.784	-4	10/6	48-40
N17 Florida Atlantic					W	82-79	25-55	.455	8-22	24-27	.889	28-58	.483	4-11	.760	-5	8/8	39-34
N21 #Connecticut			18	18	L	70-72	19-48	.396	8-25	24-25	.960	22-56	.393	3-14	.862	+1	10/3	34-37
N22 #Washington					W	89-78	33-59	.559	11-25	12-15	.800	29-59	.492	10-15	.625	+7	9/9	46-34
N26 Sacred Heart					W	ot 75-67	22-48	.458	5-23	26-32	.813	22-55	.400	8-21	.714	+4	13/15	27-34
D4 at Purdue					L	67-88	22-58	.379	7-27	16-24	.667	36-69	.522	7-14	.600	-2	13/8	34-49
D8 at USC					L	62-78	22-59	.373	9-35	9-15	.600	27-58	.466	6-16	.783	-17	12/10	32-32
D12 Maryland					L	80-88	25-51	.490	8-22	22-27	.815	32-58	.552	8-22	.727	-1	9/11	36-42
D15 Philadelphia University					W	67-50	27-54	.500	8-22	5-9	.556	20-57	.351	4-23	.750	+19	14/5	33-25
D22 at Auburn					L	67-77	20-46	.435	7-23	20-29	.690	25-52	.481	10-22	.773	+8	13/7	24-37
D28 *VCU					L	50-59	17-44	.386	3-18	13-18	.722	27-65	.415	6-26	.750	+2	23/11	17-22
J1 at Harvard					L	58-73	20-50	.400	6-20	12-18	.667	24-48	.500	2-9	.821	-12	10/10	25-39
J4 Clemson					L	60-62	15-41	.366	7-15	23-32	.719	22-51	.431	6-13	.750	+2	13/9	17-31
J11 at Virginia Tech					W	62-59	22-51	.431	10-26	8-14	.571	20-57	.351	7-22	.571	Even	10/6	32-34
J13 Syracuse			2	2	L	59-69	17-34	.500	9-21	16-26	.615	24-53	.453	4-10	.810	-4	16/8	30-32
J18 at North Carolina					L	71-82	21-48	.438	11-23	18-26	.692	29-55	.527	4-12	.667	+3	18/12	32-36
J21 Georgia Tech					L	60-68	21-52	.404	8-23	10-13	.769	25-48	.521	8-15	.769	-12	4/10	27-42
J29 Virginia Tech					W	76-52	24-54	.444	14-37	14-18	.778	18-53	.340	4-14	.571	+1	7/12	46-33
F1 at Notre Dame					L	ot 73-76	23-47	.489	7-21	20-24	.833	29-63	.460	9-23	.600	-9	8/9	29-26
F5 at Virginia			20	21	L	67-77	24-50	.480	9-27	10-20	.500	27-56	.482	4-14	.559	-13	7/6	21-40
F8 Duke			11	11	L	68-89	23-50	.460	9-24	13-20	.650	32-57	.561	11-21	.700	-14	9/8	35-39
F12 at Georgia Tech					L	71-74	27-53	.509	9-17	8-12	.667	28-52	.538	4-12	.737	-17	5/11	35-34
F16 Notre Dame																		



## Jim Christian, Boston College Head Coach

Jim Christian, the Mid-American Conference all-time leader in winning percentage, was named the 12th head basketball coach at Boston College on April 3, 2014 ... Christian spent the last two seasons as head coach at Ohio, leading the Bobcats to a 49-22 record in that time ... in his first season at the helm, Ohio went 24-10 and earned a bid to the NIT ... last year, the Bobcats went 25-12 and advanced to the quarterfinals of the College Insider Tournament ... his 2012-13 Ohio squad was the regular-season MAC champions (14-2) and he was named the NABC District 14 Coach of the Year ... Christian has coached in the MAC for eight of his 12 years as a head coach. He spent six seasons with Kent State from 2002-08, compiling a record of 138-58 (.704) and leading the Golden Flashes to five postseason appearances ... he earned MAC Coach of the Year accolades in 2006 and 2008, both times leading Kent State to the conference title and an appearance in the NCAA Tournament ... the Golden Flashes earned NIT berths in each of his first three seasons ... Christian holds the best winning percentage in MAC history and has reached 20 wins in all eight of his seasons in the conference ... Christian also spent four seasons as the head coach at Texas Christian ... while in Fort Worth, he had a record of 56-73 (.434) ... in his final season, he led the Horned Frogs to an 18-15 record and an appearance in the quarterfinals of the College Basketball Invitational ... Christian served as an assistant coach for the Golden Flashes in 2001-02 when they advanced to the Elite Eight ... Christian served as an assistant coach at Pittsburgh from 1996-99 under Ralph Willard ... he also had coaching stops at Miami (Ohio) (1995-96), Western Kentucky (1990-92, 1994-95) and St. Francis (Pa.) (1992-94).



## Christian Year by Year

Year	School	Overall	Conference		Post-Season	Year	School	Overall	Conference		Post-Season
			W-L	Finish					W-L	Finish	
2002-03	Kent State	21-10	12-6	1st-East	NIT 0-1	2008-09	TCU	14-17	5-11	7th	x
2003-04	Kent State	22-9	13-5	1st-East	NIT 0-1	2009-10	TCU	13-19	5-11	7th	x
2004-05	Kent State	20-13	11-7	2nd-East	NIT 0-1	2010-11	TCU	11-22	1-15	9th	x
2005-06	Kent State	25-9	15-3	1st-East	NCAA 0-1	2011-12	TCU	18-15	7-7	5th	CBI 1-1
2006-07	Kent State	21-11	12-4	2nd-East	x	2012-13	Ohio	24-10	14-2	T-1st	NIT 0-1
2007-08	Kent State	28-7	13-3	1st	NCAA 0-1	2013-14	Ohio	25-12	11-7	3rd-East	CIT 2-1

School	Years	Overall	W-L	Pct.	Conf. Games		ACC Tournament		NCAA Tournament		NIT Games	
					W-L	Pct.	W-L	Pct.	W-L	Pct.	W-L	Pct.
Kent State	(6)	2003-08	138-58	.704	76-28	.731	x	x	0-2	.000	0-3	.000
TCU	(4)	2009-12	56-73	.434	18-44	.290	x	.x	x	x	x	x
Ohio	(2)	2013-14	49-22	.700	25-9	.735	x	x	x	x	0-1	.000
<b>Totals</b>	<b>(12)</b>	<b>2003-14</b>	<b>243-153</b>	<b>.614</b>	<b>119-81</b>	<b>.595</b>	<b>x</b>	<b>x</b>	<b>0-2</b>	<b>.000</b>	<b>0-4</b>	<b>.000</b>

## Boston College Coaching Records

Career Records					ACC Tournament				
	Years	W	L	Pct.		Years	W	L	Pct.
1. Higgins	(1) 1905	6	8	.429	1. Al Skinner	(5) 2006-2010	5	5	.500
2. James Crowley	(2) 1906-1907	9	21	.300	2. Steve Donahue	(4) 2011-2014	2	4	.333
3. Rev. Paul McNally, S.J.	(1) 1917	2	3	.400	<b>NCAA Tournament</b>				
4. Luke Urban	(3) 1919-1921	19	11	.633	1. Tom Davis	(2)	5	2	.714
5. William Coady	(4) 1922-1925	21	22	.488	2. Jim O'Brien	(3)	5	3	.625
6. Al McClellan	(8) 1946-1953	94	79	.543	3. Gary Williams	(2)	3	2	.600
7. Don Martin	(9) 1954-1962	111	103	.519	4. Bob Cousy	(2)	2	2	.500
8. Frank Power	(1) 1963	9	16	.360	5. Al Skinner	(7)	6	7	.462
9. Bob Cousy	(6) 1964-1969	117	38	.755	6. Bob Zuffelato	(1)	1	2	.333
10. Chuck Daly	(2) 1970-1971	26	24	.520	7. Don Martin	(1)	0	1	.000
11. Bob Zuffelato	(6) 1972-1977	83	80	.509	<b>NIT Tournament</b>				
12. Tom Davis	(5) 1978-1982	100	47	.680	1. Bob Zuffelato	(1)	3	1	.750
13. Gary Williams	(4) 1983-1986	76	45	.628	2. Jim O'Brien	(3)	6	4	.600
14. Jim O'Brien	(11) 1987-1997	168	166	.503	3. Bob Cousy	(3)	4	3	.571
15. Al Skinner	(13) 1998-2010	247	165	.600	4. Steve Donahue	(1)	1	1	.500
16. Steve Donahue	(4) 2011-2014	54	76	.420	Tom Davis	(1)	1	1	.500
<b>ACC Games Only</b>					Al Skinner	(1)	1	1	.500
1. Al Skinner	(5) 2006-2010	40	40	.500	Gary Williams	(1)	1	1	.500
2. Steve Donahue	(4) 2011-2014	24	44	.353					

## Boston College (1954-2014)

Year	Head Coach	Overall	Conf.	Finish	Conf. Trn.	Non Conf.	Post-Season	Final AP	Final Coach	All-Conf.	All-Am.	NBA Draft	PPG Offense	FG%	FT%	PPG Defense	Opp. FG%	Reb. Mar.
1954	Don Martin	11-11	-	-	-	11-11	-	-	-	-	0	1	72.0	-	-	70.5	-	-
1955	Don Martin	8-18	-	-	-	8-18	-	-	-	-	0	0	69.2	-	-	81.6	-	-
1956	Don Martin	6-18	-	-	-	6-18	-	-	-	-	0	0	69.3	-	-	80.4	-	-
1957	Don Martin	13-12	-	-	-	13-12	-	-	-	-	0	0	74.0	-	-	73.3	-	-
1958	Don Martin	16-6	-	-	-	16-6	NCAA 0-1	-	-	-	0	0	75.1	-	-	68.6	-	-
1959	Don Martin	17-9	-	-	-	17-9	-	-	-	-	0	0	71.0	-	-	63.8	-	-
1960	Don Martin	11-14	-	-	-	11-14	-	-	-	-	0	0	75.1	-	-	75.8	-	-
1961	Don Martin	14-9	-	-	-	14-9	-	-	-	-	0	0	79.7	-	-	76.1	-	-
1962	Don Martin	15-7	-	-	-	15-7	-	-	-	-	0	2	84.9	.465	-	77.6	-	-
1963	Frank Power	9-16	-	-	-	9-16	-	-	-	-	0	1	60.2	-	-	60.2	-	-
1964	Bob Cousy	10-11	-	-	-	10-11	-	-	-	-	0	0	83.8	-	-	84.9	-	-
1965	Bob Cousy	22-7	-	-	-	22-7	NIT 0-1	-	-	-	1	0	91.6	.459	.674	84.2	-	-
1966	Bob Cousy	21-5	-	-	-	21-5	NIT 1-1	-	-	-	1	1	91.1	.465	.677	80.4	.445	9.2
1967	Bob Cousy	23-3	-	-	-	23-3	NCAA 2-1	9	10	-	0	1	85.3	.473	.691	71.3	.427	7.7
1968	Bob Cousy	17-8	-	-	-	17-8	NCAA 0-1	-	-	-	0	2	88.8	.486	.721	75.0	.432	5.0
1969	Bob Cousy	24-4	-	-	-	24-4	NIT 3-1	16	15	-	1	2	84.2	.488	.712	72.6	.440	7.2
1970	Chuck Daly	11-13	-	-	-	11-13	-	-	-	-	1	1	73.6	.453	.761	72.8	.418	0.6
1971	Chuck Daly	15-11	-	-	-	15-11	-	-	-	-	1	2	75.7	.448	.721	70.2	.439	2.6
1972	Bob Zuffelato	13-13	-	-	-	13-13	-	-	-	-	0	0	72.1	.465	.693	73.1	.424	2.3
1973	Bob Zuffelato	11-14	-	-	-	11-14	-	-	-	-	0	0	74.3	.450	.707	74.7	.451	1.2
1974	Bob Zuffelato	21-9	-	-	-	21-9	NIT 3-1	-	-	-	0	1	78.8	.485	.678	74.6	.458	3.7
1975	Bob Zuffelato	21-9	-	-	-	21-9	NCAA 1-2	-	-	-	0	0	81.0	.476	.715	74.3	.451	5.2
1976	Bob Zuffelato	9-17	-	-	-	9-17	-	-	-	-	0	1	72.9	.473	.683	74.2	.472	-3.2
1977	Bob Zuffelato	8-18	-	-	-	8-18	-	-	-	-	0	1	74.0	.423	.701	84.0	.501	-2.0
1978	Tom Davis	15-11	-	-	-	15-11	-	-	-	-	0	0	82.2	.483	.735	80.8	.481	5.0
1979	Tom Davis	21-9	-	-	-	21-9	-	-	-	-	0	0	84.2	.502	.751	78.9	.498	5.6

## Member of Big East Conference

1980	Tom Davis	19-10	2-4	(5)	0-1	17-5	NIT 1-1	-	-	1	0	0	76.1	.518	.725	68.9	.461	4.4
1981	Tom Davis	23-7	10-4	(1)	0-1	13-2	NCAA 2-1	-	-	2	0	0	72.7	.510	.719	64.3	.493	5.6
1982	Tom Davis	22-10	8-6	(4)	1-1	13-3	NCAA 3-1	-	-	1	1	1	77.8	.517	.671	69.8	.496	1.5
1983	Gary Williams	25-7	12-4	(T1)	2-1	11-2	NCAA 1-1	11	13	3	0	2	84.3	.505	.719	73.6	.455	2.7
1984	Gary Williams	18-12	8-8	(T4)	0-1	10-3	NIT 1-1	-	-	2	0	1	77.2	.470	.738	71.7	.493	3.7
1985	Gary Williams	20-11	7-9	(6)	0-1	13-1	NCAA 2-1	-	-	1	0	2	76.4	.492	.705	68.0	.468	5.0
1986	Gary Williams	13-15	4-12	(7)	0-1	9-2	-	-	-	1	0	1	73.3	.474	.742	73.1	.482	-2.0
1987	Jim O'Brien	11-18	3-13	(T8)	1-1	7-4	-	-	-	1	0	0	64.2	.477	.708	68.0	.471	-0.1
1988	Jim O'Brien	18-15	6-10	(7)	0-1	12-4	NIT 3-2	-	-	1	0	0	73.6	.484	.717	71.7	.461	-0.2
1989	Jim O'Brien	12-17	3-13	(9)	1-1	8-3	-	-	-	1	0	1	73.1	.436	.701	76.1	.485	-3.3
1990	Jim O'Brien	8-20	1-15	(9)	0-1	7-4	-	-	-	0	0	0	72.3	.461	.680	77.6	.491	-1.7
1991	Jim O'Brien	11-19	1-15	(9)	0-1	10-3	-	-	-	0	0	0	75.5	.440	.678	77.5	.456	-2.8
1992	Jim O'Brien	17-14	7-11	(8)	1-1	9-2	NIT 1-1	-	-	1	0	0	75.5	.483	.694	70.6	.445	-1.8
1993	Jim O'Brien	18-13	9-9	(T4)	1-1	8-3	NIT 2-1	-	-	2	0	0	71.5	.477	.746	67.0	.424	0.1
1994	Jim O'Brien	23-11	11-7	(3)	0-1	12-3	NCAA 3-1	-	-	2	1	2	78.2	.471	.682	70.0	.414	-2.4
1995	Jim O'Brien	9-19	2-16	(10)	1-1	6-2	-	-	-	1	0	0	72.0	.456	.697	76.4	.422	6.0
1996	Jim O'Brien	19-11	10-8	(3BE6)	1-1	8-2	NCAA 1-1	-	-	1	0	0	78.2	.461	.706	70.5	.409	5.1
1997	Jim O'Brien	22-9	12-6	(T1BE6)	3-0	7-3	NCAA 1-1	23	20	1	0	0	74.4	.452	.703	69.1	.420	5.2
1998	Al Skinner	15-16	6-12	(6BE6)	1-1	8-3	-	-	-	1	0	0	69.9	.450	.644	70.9	.437	-1.2
1999	Al Skinner	6-21	3-15	(13)	0-1	3-5	-	-	-	0	0	0	62.6	.409	.662	71.6	.461	-7.1
2000	Al Skinner	11-19	3-13	(13)	0-1	8-5	-	-	-	0	0	0	68.3	.410	.711	69.2	.437	-1.4
2001	Al Skinner	27-5	13-3	(1East)	3-0	11-2	NCAA 1-1	7	7	1	1	0	79.6	.454	.709	66.5	.438	1.8
2002	Al Skinner	20-12	8-8	(4East)	1-1	11-3	NCAA 0-1	-	-	1	0	0	73.6	.419	.696	70.5	.425	-0.6
2003	Al Skinner	19-12	10-6	(T1East)	1-1	8-5	NIT 1-1	-	-	2	1	1	79.4	.470	.691	76.4	.445	0.0
2004	Al Skinner	24-10	10-6	(T5)	2-1	12-3	NCAA 1-1	25	-	1	0	0	68.0	.455	.679	63.2	.405	3.1
2005	Al Skinner	25-5	13-3	(T1)	0-1	12-1	NCAA 1-1	14	12	2	1	0	72.5	.456	.712	64.3	.414	5.0

## Member of Atlantic Coast Conference

2006	Al Skinner	28-8	11-5	(3)	2-1	15-2	NCAA 2-1	12	7	2	1	1	74.2	.485	.675	66.2	.427	3.8
2007	Al Skinner	21-12	10-6	(T3)	1-1	10-5	NCAA 1-1	-	-	2	1	2	74.3	.478	.724	69.8	.444	1.7
2008	Al Skinner	14-17	4-12	(T11)	1-1	9-4	-	-	-	1	0	0	72.8	.455	.690	72.4	.443	0.8
2009	Al Skinner	22-12	9-7	(T5)	1-1	12-4	NCAA 0-1	-	-	1	0	0	74.4	.443	.738	70.5	.426	2.7
2010	Al Skinner	15-16	6-10	(8)	0-1	9-5	-	-	-	1	0	0	69.2	.447	.716	66.1	.436	4.7
2011	Steve Donahue	21-13	9-7	(T4)	1-1	11-5	NIT 1-1	-	-	2	0	1	71.8	.462	.724	69.3	.446	-0.7
2012	Steve Donahue	9-22	4-12	(T9)	0-1	5-9	-	-	-	0	0	0	59.1	.40.8	.673	68.5	.43.6	-6.0
2013	Steve Donahue	16-17	7-11	(8)	1-1	8-5	-	-	-	1	0	0	67.1	.44.1	.712	68.1	.45.1	0.6
2014	Steve Donahue	8-24	4-14	(14)	0-1	4-9	-	-	-	1	0	0	68.7	.44.6	.741	73.6	.46.6	-3.7



# Clemson Tigers



## 2014-15 Tiger Roster

**Bold denotes returning starter**

No.	Player	Cl.	Pos.	Hgt.	Wgt.	Hometown
0	Patrick Rooks	RFr.	G	6-2	190	Charlotte, N.C.
1	Austin Ajukwa	So.	G	6-6	205	Columbia, S.C.
3	Avry Holmes	Jr.	G	6-2	205	Salem, Ore.
<b>5</b>	<b>Jaron Blossomgame</b>	<b>R-So.</b>	<b>F</b>	<b>6-7</b>	<b>215</b>	<b>Alpharetta, Ga.</b>
10	Gabe DeVoe	Fr.	G	6-3	200	Shelby, N.C.
<b>12</b>	<b>Rod Hall</b>	<b>Sr.</b>	<b>G</b>	<b>6-1</b>	<b>205</b>	<b>Augusta, Ga.</b>
15	Donte Grantham	Fr.	F	6-8	205	Martinsburg, W.Va.
20	Jordan Roper	Jr.	G	6-0	165	Columbia, S.C.
<b>21</b>	<b>Damarcus Harrison</b>	<b>Sr.</b>	<b>G</b>	<b>6-4</b>	<b>205</b>	<b>Greenwood, S.C.</b>
33	Josh Smith	Jr.	F	6-8	245	Charlotte, N.C.
<b>35</b>	<b>Landry Nnoko</b>	<b>Jr.</b>	<b>C</b>	<b>6-10</b>	<b>255</b>	<b>Yaounde, Cameroon</b>
44	Riley McGillan	Jr.	G	6-0	175	Fort Mill, S.C.
50	Sidy Djitte	So.	C	6-10	240	Dakar, Senegal

**Head Coach:** Brad Brownell (DePauw '91)  
**Assistants:** Mike Winiecki, Associate Head Coach (Richmond '89)  
 Steve Smith (Trinity College '02)  
 Richie Riley (Eastern Kentucky '05)

### Returning Numbers

2013-14	PG	Pct.
Points	39.5	.622
Rebounds	22.8	.663
Assists	7.6	.709
Starts	139 of 180	.772

### Team Statistics

Category	ACC	NCAA
Scoring Defense	58.4	2 5
Scoring Offense	63.5	13 316
FG Percentage	.424	13 266
FG Pct Defense	.395	2 17
FT Percentage	.744	1 28
3-Pt FG Pct.	.310	12 281
3-Pt FG PG	5.3	9 271
Steals	4.7	13 318
Blocked Shots	6.1	1 8
Rebound Margin	+1.9	10 123
Turnover Margin	-0.6	10 218

### Brad Brownell

Clemson	(4)	74-58
Wright State	(4)	84-45
UNC Wilmington	(4)	83-40
<b>Career Totals</b>	<b>(12)</b>	<b>241-143</b>

## 2014-15 Schedule

Date	Opponent	TV	Time
N14	Florida A&M	ESPN3	7:00
N17	Winthrop	ESPN3	7:00
N21	vs. Gardner Webb		1:30
	Paradise Jam, US Virgin Islands		
N22	in Paradise Jam (losers bracket)		4:30
N23	in Paradise Jam (winners bracket)	CBSSN	8:00
N24	in Paradise Jam	TBA	
N28	High Point	ESPN3	7:00
D1	Rutgers	ESPNU	7:00
	ACC/Big Ten Challenge		
D7	Arkansas	ESPNU	5:00
D14	Auburn	ESPN3	4:00
D19	at South Carolina	SECN	7:00
D22	Oakland	ESPN3	7:00
D30	Robert Morris	ESPN3	7:00
J3	North Carolina	ESPN	4:30/8
J7	at Louisville	ACCN	9:00
J10	at Pittsburgh	RSN	Noon
J13	at Virginia	ACCN	8:00
J17	Syracuse	ACCN	4:00
J19	Florida State	ESPNU	9:00
J24	Wake Forest	ACCN	Noon
J28	at NC State	ACCN	9:00
J31	Boston College	RSN	Noon
F4	at Florida State	RSN	9:00
F8	at Miami	ESPNU	6:30
F10	Notre Dame	ESPN2	7:00
F14	Virginia Tech	RSN	Noon
F16	at Georgia Tech	ESPNU	7:00
F21	at Duke	ESPN/2	4:00
F28	Georgia Tech	ACCN	Noon
M3	NC State	RSN	9:00
M7	at Notre Dame	ACCN	4:00
	March 10-14, ACC Tournament, Greensboro (N.C.) Coliseum		

## Tiger Tidbits

Clemson fifth-year head coach Brad Brownell returns four starters, losing only NBA draftee K.J. McDaniels from last season's team that posted a 23-13 record and finished sixth in the ACC at 10-8 ... the Tigers' four returning starters match Florida State for the league high ... Clemson will look to build on a 2013-14 season in which it improved its win total by 10 over the previous season, tied for the biggest win improvement from one season to the next in school history ... Clemson's 23 wins tied for fifth-most in school history for a single season ... the Tigers yielded 58.4 points per game to its opponents last season, a school-record low in the ACC era ... Clemson hopes to continue that defensive trend this season, along with a 3-point field goal percentage defense that ranked first nationally at .284.

Rod Hall leads the Tigers' strong returning cast for 2014-15 ... Hall's 143 assists were the most by a Tiger since Cliff Hammonds posted 147 in 2006-07.

Landry Nnoko blocked two or shots in 19 of his 34 games and is the ACC's leading returning shot blocker ... Nnoko finished third in the ACC a year ago as a sophomore averaging 2.0 blocked shots per game.



## Rod Hall, senior guard

Two-year starter at point guard for the Tigers ... enters his senior season having started 44 games in a row and leads all ACC players in career starts with 75 ... was ninth in the ACC in assists (4.0) and assists-to-turnover ratio (1.99:1) ... averaged 9.7 points per game and was second on the team with 21 games of double-digit scoring after having only four in his first two years.

## Clemson 2013-14 Final Statistics (23-13, 10-8 6th in ACC)

PLAYER	GP	GS	Min	Avg	FG	FGA	Pct	3FG	FGA	Pct	FT	FTA	Pct	Off	Tot	Avg	PF	DQ	A	TO	BK	ST	Pts	Avg
K.J. McDaniels	36	35	1212	33.7	209	455	.459	42	138	.304	154	183	.842	86	255	7.1	80	2	57	83	100	41	614	17.1
ACC Games Only	18	18	645	35.8	107	243	.440	20	75	.267	80	97	.825	50	134	7.4	50	2	32	44	47	22	314	17.4
Rod Hall	36	36	1194	33.2	110	254	.433	22	67	.328	106	140	.757	14	91	2.5	37	0	143	72	5	16	348	9.7
ACC Games Only	18	18	624	34.7	48	129	.372	14	42	.333	50	71	.704	9	47	2.6	13	0	75	35	1	5	160	8.9
Demarcus Harrison	36	22	786	21.8	91	234	.389	36	103	.350	61	73	.836	21	98	2.7	51	0	46	32	7	22	279	7.8
ACC Games Only	18	8	376	2.9	38	103	.369	18	46	.391	32	37	.865	7	32	1.8	21	0	13	12	1	11	126	7.0
Jordan Roper	35	13	672	19.2	89	219	.406	33	103	.320	49	60	.817	10	58	1.7	41	0	47	38	1	19	260	7.4
ACC Games Only	18	6	318	17.7	35	92	.380	14	47	.298	11	16	.688	4	19	1.1	21	0	8	19	0	5	95	5.3
Landry Nnoko	35	34	982	28.1	92	168	.548	0	0	.000	42	72	.583	77	217	6.2	95	4	17	36	69	12	226	6.5
ACC Games Only	17	16	506	29.8	46	88	.523	0	0	.000	25	46	.543	37	95	5.6	49	3	7	19	27	9	117	6.9
Devin Coleman	10	1	110	11.0	19	41	.463	9	21	.429	7	8	.875	0	12	1.2	4	0	2	5	1	3	54	5.4
ACC Games Only	0	0	0	0	0	0	.000	0	0	.000	0	0	.000	0	0	0.0	0	0	0	0	0	0	0	0.0
Jaron Blossomgame	33	30	773	23.4	62	157	.395	10	50	.200	28	47	.596	52	164	5.0	50	0	13	25	13	9	162	4.9
ACC Games Only	18	16	443	24.6	35	87	.402	7	33	.212	18	30	.600	26	94	5.2	27	0	8	14	3	7	95	5.3
Adonis Filer	35	4	513	14.7	45	135	.333	19	64	.297	27	34	.794	13	47	1.3	48	0	42	44	1	23	136	3.9
ACC Games Only	17	4	274	16.1	22	75	.293	8	34	.235	17	21	.810	8	25	1.5	25	0	16	23	0	9	69	4.1
Austin Ajuikwa	25	0	188	7.5	18	45	.400	9	21	.429	12	20	.600	6	25	1.0	25	0	6	9	3	9	57	2.3
ACC Games Only	9	0	76	8.4	10	18	.556	3	5	.600	4	8	.500	2	6	0.7	8	0	3	1	2	4	27	3.0
Ibrahim Djambo	32	1	294	9.2	21	66	.318	10	42	.238	8	12	.667	14	44	1.4	42	0	4	14	6	5	60	1.9
ACC Games Only	15	0	117	7.8	8	27	.296	5	19	.263	1	3	.333	5	11	.7	19	0	1	4	3	1	22	1.5
Josh Smith	30	3	299	1.0	19	54	.352	0	0	.000	9	18	.500	15	63	2.1	39	1	5	16	6	2	47	1.6
ACC Games Only	16	3	179	11.2	10	29	.345	0	0	.000	5	12	.417	9	31	1.9	22	0	4	9	2	0	25	1.6
Sidy Djitte	34	1	304	8.9	18	43	.419	0	0	.000	2	12	.167	40	92	2.7	53	2	0	13	9	7	38	1.1
ACC Games Only	17	1	154	9.1	6	19	.316	0	0	.000	0	2	.000	17	43	2.5	31	1	0	11	3	4	12	0.7
Carson Fields	10	0	23	2.3	3	8	.375	0	4	.000	0	0	.000	1	2	0.2	0	0	1	0	0	0	6	0.6
ACC Games Only	5	0	13	2.6	2	4	.500	0	2	.000	0	0	.000	0	0	0.0	0	0	0	0	0	0	4	0.8
<b>Total</b>	<b>36</b>				<b>796</b>	<b>1879</b>	<b>.424</b>	<b>190</b>	<b>613</b>	<b>.310</b>	<b>505</b>	<b>679</b>	<b>.744</b>	<b>399</b>	<b>1269</b>	<b>35.2</b>	<b>565</b>	<b>9</b>	<b>383</b>	<b>401</b>	<b>221</b>	<b>168</b>	<b>2287</b>	<b>63.5</b>
<b>ACC Games Only</b>	<b>18</b>				<b>367</b>	<b>914</b>	<b>.402</b>	<b>89</b>	<b>303</b>	<b>.294</b>	<b>243</b>	<b>343</b>	<b>.708</b>	<b>202</b>	<b>591</b>	<b>32.8</b>	<b>286</b>	<b>6</b>	<b>167</b>	<b>201</b>	<b>89</b>	<b>77</b>	<b>1066</b>	<b>59.2</b>
<b>Opponents</b>	<b>36</b>				<b>778</b>	<b>1970</b>	<b>.395</b>	<b>172</b>	<b>603</b>	<b>.285</b>	<b>375</b>	<b>564</b>	<b>.665</b>	<b>418</b>	<b>1200</b>	<b>33.3</b>	<b>594</b>	<b>7</b>	<b>373</b>	<b>380</b>	<b>104</b>	<b>195</b>	<b>2103</b>	<b>58.4</b>
<b>ACC Games Only</b>	<b>18</b>				<b>403</b>	<b>937</b>	<b>.430</b>	<b>90</b>	<b>283</b>	<b>.318</b>	<b>198</b>	<b>296</b>	<b>.669</b>	<b>194</b>	<b>597</b>	<b>33.2</b>	<b>301</b>	<b>5</b>	<b>210</b>	<b>194</b>	<b>46</b>	<b>97</b>	<b>1094</b>	<b>60.8</b>

## 2013-14 Game Results

Results	AP	CU USA	Opp AP	Opp USA	W/L	Score	CU FGs	CU FG%	CU 3FGs	CU FTs	CU FT%	Opp FGs	Opp FG%	Opp 3FGs	Opp FT%	Reb Mar	TO CU/Op	Half
N8 Stetson					W	71-51	26-57	.456	10-23	9-14	.643	17-49	.347	6-21	.786	+8	11/14	46-15
N13 Delaware State					W	58-37	19-46	.413	5-17	15-19	.789	12-45	.267	1-13	.632	+15	7/5	32-23
N17 South Carolina					W	71-57	21-48	.438	5-14	24-26	.923	23-65	.354	1-10	.556	-8	12/13	35-26
N21 #Temple					W	72-58	26-58	.448	3-11	17-21	.810	19-63	.302	4-20	.800	+9	9/4	31-34
N22 #Davidson					W	85-54	33-54	.611	10-19	9-12	.750	23-55	.418	6-21	.182	+13	14/12	43-33
N24 #Massachusetts					L	56-62	21-59	.356	4-12	10-17	.588	25-63	.397	4-13	.615	-4	14/14	24-34
N29 Coastal Carolina					W	69-40	23-53	.434	8-25	15-21	.714	15-63	.283	2-15	.571	+19	15/16	33-21
D3 South Carolina State					W	65-49	25-59	.424	6-19	9-11	.818	21-61	.344	3-15	.571	+10	11/9	34-31
D7 at Arkansas					L	68-74	20-61	.328	3-15	25-29	.862	22-51	.431	10-21	.645	+15	13/10	32-40
D14 Furman					W	71-35	27-54	.500	6-23	11-14	.786	13-43	.302	3-11	.667	+14	10/16	38-19
D19 at Auburn					L	64-66	22-50	.440	4-13	16-24	.667	26-55	.473	4-17	.526	-3	7/10	34-34
D30 VMI					W	80-50	29-66	.439	4-20	18-23	.783	21-73	.288	3-29	.556	+1	9/12	32-31
J4 at Boston College					W	62-60	22-51	.431	6-13	12-16	.750	15-41	.366	7-15	.719	-2	9/13	31-17
J9 Florida State					L	41-56	15-50	.473	5-19	6-6	1.000	26-55	.473	3-7	.429	+1	11/18	16-21
J11 Duke			16	13	W	72-59	25-53	.472	4-11	18-30	.600	20-59	.339	8-25	.733	+18	10/5	31-37
J15 at Virginia Tech					W	56-49	19-47	.404	6-16	12-20	.600	20-48	.417	5-16	.286	+3	8/9	25-24
J18 Wake Forest					W	61-53	20-43	.465	3-13	18-21	.857	21-58	.362	4-17	.700	-1	9/10	26-25
J21 at Pittsburgh			20	19	L	43-76	16-50	.320	4-19	7-14	.500	27-48	.563	8-15	.778	-5	14/10	20-37
J26 at North Carolina					L	61-80	18-53	.340	6-15	19-25	.760	31-56	.554	8-18	.526	-6	10/12	21-37
F1 at Florida State					W	53-49	19-44	.432	7-19	8-12	.667	16-47	.340	1-8	.800	+4	17/11	17-20
F4 Georgia Tech					W	45-41	15-47	.319	2-13	13-19	.684	16-46	.348	2-7	.636	+2	14/15	25-22
F9 at Syracuse			1	1	L	44-57	14-41	.341	5-15	11-15	.733	24-54	.444	4-13	.714	+2	13/5	22-31
F11 at Notre Dame					L 2ot	64-68	24-70	.343	7-29	9-13	.692	24-60	.400	5-21	.789	-3	8/12	27-32
F15 Virginia					L	58-63	18-42	.429	4-12	18-21	.857	23-48	.479	5-15	.667	-13	5/9	28-31
F18 NC State					W	73-56	23-48	.479	5-14	22-26	.846	21-46	.457	5-14	.643	+7	11/14	32-33
F22 at Georgia Tech					W	63-55	23-50	.460	3-16	14-20	.700	21-48	.438	6-15	.538	-1	12/15	23-29
F25 at Wake Forest					L	57-62	23-54	.426	6-22	5-13	.385	21-38	.553	3-11	.680	+2	14/13	30-23
M2 Maryland					W 2ot	77-73	25-70	.357	3-20	24-35	.686	24-79	.304	9-32	.762	-16	9/12	33-32
M4 Miami					W	58-54	21-44	.477	4-14	12-17	.706	25-50	.500	2-12	.250	+8	9/5	27-27
M8 Pittsburgh					L	ot 78-83	27-57	.474										



## Brad Brownell, Clemson Head Coach

Brad Brownell enters his fifth season in charge of the Clemson men's basketball program in 2014-15 ... the Evansville, Ind., native was named the 22nd men's basketball coach at Clemson University on April 13, 2010 ... he inherited a program that had fielded three straight NCAA Tournament teams, and took it to a school-record fourth straight appearance in his first season ... in four seasons at Clemson, he has compiled a 74-58 record and taken the Tigers to one NCAA Tournament and one NIT berth ... he ranks No. 1 in Clemson coaching history with a career .459 winning percentage (34-40, including conference tournaments) against ACC competition ... Brownell enters his 13th season overall with a career record of 241-143, a .628 winning percentage ... his 2013-14 Clemson team rejuvenated the fan base with a thrilling season that finished with a 23-13 record and a trip to New York City for the NIT semifinals ... among Clemson's 23 wins were 10 during conference play, which led to a sixth-place finish in the ACC - no small feat considering the Tigers were predicted to finish 14th by league media in the preseason ... Clemson improved by 10 wins over 2012-13, matching the school record for the best single-season improvement ... the Tigers also doubled their conference win total over the previous season, becoming just the fourth team in Clemson history to reach double digit ACC wins ... prior to Clemson, in his two previous head coaching stops he took the program to a school record number of wins as a Division I member ... he had a 25-win season at UNC Wilmington in 2005-06 and a 23-win season at Wright State in 2006-07 ... Brownell guided UNC Wilmington to the NCAA Tournament in 2003 and 2006 and Wright State to the NCAAs in 2007.



## Brownell Year by Year

Year	School	Overall	Conference W-L	Conference Finish	Post-Season	Year	School	Overall	Conference W-L	Conference Finish	Post-Season
2002-03	UNC Wilmington	24-7	15-3	1st	NCAA 0-1	2008-09	Wright State	20-13	12-6	2nd	x
2003-04	UNC Wilmington	15-15	9-9	7th	x	2009-10	Wright State	20-12	12-6	2nd	x
2004-05	UNC Wilmington	19-10	13-5	2nd	x	2010-11	Clemson	22-12	9-7	4th	NCAA 1-1
2005-06	UNC Wilmington	25-8	15-3	1st	NCAA 0-1	2011-12	Clemson	16-15	8-8	7th	x
2006-07	Wright State	23-10	13-3	1st	NCAA 0-1	2012-13	Clemson	13-18	5-13	11th	x
2007-08	Wright State	21-10	12-6	2nd	x	2013-14	Clemson	23-13	10-8	6th	NIT 3-1

School	Years	Overall W-L	Overall Pct.	Conf. Games		ACC Tourney		NCAA Games		NIT Games		
				W-L	Pct.	W-L	Pct.	W-L	Pct.	W-L	Pct.	
UNC Wilmington	(4)	2003-06	83-40	.675	52-20	.722	x	x	0-2	.000	x	x
Wright State	(4)	2007-10	84-45	.651	49-21	.700	x	x	0-1	.000	x	x
Clemson	(4)	2011-14	74-58	.568	32-36	.471	2-4	.333	1-1	.500	3-1	.750
<b>Totals</b>	<b>(12)</b>	<b>2003-14</b>	<b>241-143</b>	<b>.628</b>	<b>133-77</b>	<b>.633</b>	<b>2-4</b>	<b>.333</b>	<b>1-4</b>	<b>.200</b>	<b>3-1</b>	<b>.750</b>

## Clemson Coaching Records

### Career Records

	Years	W	L	Pct.
1. Frank Dobson	(2) 1912-1913	13	5	.722
2. J.O. Erwin	(2) 1914-1915	3	8	.273
3. A.H. Ward	(1) 1916	2	6	.250
4. Country Morris	(2) 1917-1920	16	8	.667
5. Jiggs Donahue	(2) 1918-1919	6	3	.667
6. Larry Conover	(1) 1921	10	4	.714
7. E.R. Stewart	(2) 1922-1923	19	19	.500
8. Bud Saunders	(2) 1924-1925	6	28	.176
9. A.A. Gillian	(1) 1926	4	17	.190
10. Josh Cody	(5) 1927-1931	48	55	.466
11. Joe Davis	(9) 1932-1940	101	86	.540
12. Rock Norton	(6) 1941-1946	32	70	.314
13. Banks McFadden	(10) 1947-1956	85	131	.391
14. Press Maravich	(6) 1957-1962	55	96	.364
15. Bobby Roberts	(8) 1963-1970	82	116	.414
16. Bates Locke	(5) 1971-1975	62	70	.470
17. Bill Foster	(9) 1976-1984	156	106	.595
18. Cliff Ellis	(10) 1985-1994	177	128	.580
19. Rick Barnes	(4) 1995-1998	74	48	.607
20. Larry Shyatt	(5) 1999-2003	70	84	.455
21. Oliver Purnell	(7) 2004-2010	138	88	.611
22. Brad Brownell	(4) 2011-2014	74	58	.560

### ACC Records

	Years	W	L	Pct.
1. Brad Brownell	(4) 2011-2014	32	38	.471
2. Oliver Purnell	(7) 2004-2010	50	62	.446
3. Rick Barnes	(4) 1995-1998	28	36	.438
4. Cliff Ellis	(10) 1985-1994	56	90	.384
5. Bill Foster	(9) 1976-1984	44	74	.373
6. Bobby Roberts	(8) 1963-1970	41	71	.367

7. Bates Locke	(5) 1971-1975	20	42	.323
8. Press Maravich	(6) 1957-1962	25	59	.298
9. Larry Shyatt	(5) 1999-2003	20	60	.250
10. Banks McFadden	(3) 1954-1956	1	36	.027

### ACC Tournament

	Years	W	L	Pct.
1. Rick Barnes	(4) 1995-1998	2	4	.333
Brad Brownell	(4) 2011-2014	2	4	.333
3. Oliver Purnell	(6) 2004-2009	3	7	.300
4. Bill Foster	(9) 1976-1984	3	9	.250
Press Maravich	(6) 1957-1962	2	6	.250
6. Cliff Ellis	(10) 1985-1994	3	10	.231
7. Larry Shyatt	(5) 1999-2003	1	5	.167
Tates Locke	(5) 1971-1975	1	5	.167
9. Bobby Roberts	(8) 1963-1970	1	8	.111
10. Banks McFadden	(3) 1954-1956	0	3	.000

### NCAA Tournament

	No.	W	L	Pct.
1. Bill Foster	(1)	3	1	.750
2. Cliff Ellis	(3)	3	3	.500
Brad Brownell	(1)	1	1	.500
3. Rick Barnes	(3)	2	3	.400
4. Oliver Purnell	(3)	0	3	.000

### NIT Tournament

	No.	W	L	Pct.
1. Larry Shyatt	(1)	4	1	.800
2. Brad Brownell	(1)	3	1	.750
3. Oliver Purnell	(2)	5	3	.625
4. Cliff Ellis	(5)	4	5	.444
5. Bill Foster	(3)	1	3	.250
6. Rick Barnes	(1)	0	1	.000
Tates Locke	(1)	0	1	.000

## Clemson (1954-2014)

Year	Head Coach	Overall	ACC	Finish	ACC Trn.	Non Conf.	Post-Season	Final AP	Final Coach	All-ACC	All-Am.	NBA Draft	PPG	Offense	FG%	FT%	PPG	Defense	Opp. FG%	Reb. Mar.
1954	Banks McFadden	5-18	0-9	(8)	0-1	5-8	-	-	-	0	0	0	62.3	.351	.617	78.3	.345	-	-	
1955	Banks McFadden	2-21	0-14	(8)	0-1	2-6	-	-	-	1	0	0	73.7	.383	.685	93.3	-	-	-	
1956	Banks McFadden	9-17	1-13	(8)	0-1	8-3	-	-	-	2	0	0	86.0	.402	.684	90.8	-	-	-	
1957	Press Maravich	7-17	3-11	(T7)	0-1	4-5	-	-	-	0	0	0	72.5	.398	.732	82.4	.419	-7.7	-	
1958	Press Maravich	8-16	4-10	(6)	0-1	4-5	-	-	-	1	0	1	68.7	.390	.713	71.8	.398	-4.0	-	
1959	Press Maravich	8-16	5-9	(T6)	0-1	3-6	-	-	-	0	0	0	56.9	.367	.681	64.2	.371	-10.5	-	
1960	Press Maravich	10-16	4-10	(7)	0-1	6-5	-	-	-	1	0	0	64.2	.374	.707	70.7	.419	-4.4	-	
1961	Press Maravich	10-16	5-9	(6)	0-1	5-6	-	-	-	1	0	1	67.0	.385	.716	70.5	.471	-0.6	-	
1962	Press Maravich	12-15	4-10	(6)	2-1	6-4	-	-	-	0	0	0	72.1	.410	.667	74.6	.427	1.8	-	
1963	Bobby Roberts	12-13	5-9	(T4)	0-1	7-3	-	-	-	1	0	0	67.4	.408	.685	66.9	.404	1.0	-	
1964	Bobby Roberts	13-12	8-6	(3)	1-1	4-5	-	-	-	1	0	1	70.2	.416	.689	69.0	.428	-1.3	-	
1965	Bobby Roberts	8-15	4-10	(6)	0-1	4-4	-	-	-	2	0	0	74.2	.451	.669	75.7	.441	9.2	-	
1966	Bobby Roberts	15-10	8-6	(T3)	0-1	7-3	-	-	-	0	0	0	76.9	.455	.698	73.4	.435	1.8	-	
1967	Bobby Roberts	17-8	9-5	(4)	0-1	8-2	-	-	-	2	0	2	74.0	.462	.705	70.3	.421	3.8	-	
1968	Bobby Roberts	4-20	3-11	(T7)	0-1	1-8	-	-	-	1	0	0	71.5	.396	.678	82.2	.466	-2.7	-	
1969	Bobby Roberts	6-19	2-12	(T7)	0-1	4-6	-	-	-	1	0	0	79.2	.429	.664	85.4	.497	-7.8	-	
1970	Bobby Roberts	7-19	2-12	(8)	0-1	5-6	-	-	-	1	0	0	80.3	.443	.672	90.3	.509	-9.2	-	
1971	Tates Locke	9-17	3-11	(8)	0-1	6-5	-	-	-	0	0	0	58.9	.446	.635	65.9	.454	-5.1	-	
1972	Tates Locke	10-16	2-10	(7)	0-1	8-5	-	-	-	0	0	0	63.4	.429	.708	66.1	.457	1.7	-	
1973	Tates Locke	12-14	4-8	(T4)	0-1	8-5	-	-	-	0	0	0	69.8	.447	.715	69.4	.453	1.3	-	
1974	Tates Locke	14-12	3-9	(T5)	0-1	11-2	-	-	-	0	0	0	68.3	.438	.725	69.3	.456	4.1	-	
1975	Tates Locke	17-11	8-4	(T2)	1-1	8-6	NIT 0-1	-	19	2	0	1	80.3	.487	.671	72.1	.449	4.9	-	
1976	Bill Foster	18-10	5-7	(T4)	1-1	12-2	-	-	-	1	0	0	83.4	.551	.673	75.1	.444	5.8	-	
1977	Bill Foster	22-6	8-4	(T2)	1-1	13-1	-	-	-	2	1	1	86.6	.518	.668	68.9	.423	3.6	-	
1978	Bill Foster	15-12	3-9	(T6)	0-1	12-2	-	-	-	0	0	1	82.6	.521	.697	73.7	.463	1.9	-	
1979	Bill Foster	19-10	5-7	(5)	0-1	14-2	NIT 1-1	-	-	0	0	0	72.0	.490	.684	65.6	.478	3.0	-	
1980	Bill Foster	23-9	8-6	(4)	1-1	14-2	NCAA 3-1	-	-	1	1	2	80.0	.510	.669	70.2	.475	3.3	-	
1981	Bill Foster	20-11	6-8	(T5)	0-1	14-2	NIT 0-1	-	-	1	0	1	75.5	.510	.691	66.8	.460	4.3	-	
1982	Bill Foster	14-14	4-10	(T6)	0-1	10-3	NIT 0-1	-	-	1	0	1	69.6	.514	.734	65.2	.492	2.4	-	
1983	Bill Foster	11-20	2-12	(8)	0-1	9-7	-	-	-	0	0	1	75.6	.475	.690	78.0	.493	-0.7	-	
1984	Bill Foster	14-14	3-11	(8)	0-1	11-2	-	-	-	0	0	1	71.5	.509	.688	68.1	.451	2.3	-	
1985	Cliff Ellis	16-13	5-9	(T6)	0-1	11-3	NIT 0-1	-	-	0	0	1	75.0	.476	.659	71.0	.467	4.9	-	
1986	Cliff Ellis	19-15	3-11	(7)	0-1	16-3	NIT 2-1	-	-	1	0	1	74.9	.475	.704	67.5	.449	4.9	-	
1987	Cliff Ellis	25-6	10-4	(2)	0-1	15-1	NCAA 0-1	-	-	1	1	2	86.1	.529	.716	71.5	.437	4.3	-	
1988	Cliff Ellis	14-15	4-10	(7)	0-1	10-4	NIT 0-1	-	-	1	0	0	74.3	.504	.640	72.0	.447	1.7	-	
1989	Cliff Ellis	19-11	7-7	(6)	0-1	12-3	NCAA 2-1	-	-	2	0	0	79.8	.498	.646	75.6	.459	3.6	-	
1990	Cliff Ellis	26-9	10-4	(1)	1-1	15-4	NCAA 2-1	17	13	2	0	1	79.3	.493	.609	69.3	.410	4.4	-	
1991	Cliff Ellis	11-17	2-12	(8)	0-1	9-4	-	-	-	1	0	1	73.7	.462	.626	76.7	.433	1.3	-	
1992	Cliff Ellis	14-14	4-12	(9)	0-1	10-1	-	-	-	0	0	0	76.6	.470	.597	75.5	.437	0.0	-	
1993	Cliff Ellis	17-13	5-11	(7)	1-1	11-1	NIT 1-1	-	-	2	0	1	79.2	.472	.666	76.7	.450	0.2	-	
1994	Cliff Ellis	18-16	6-10	(T7)	1-1	11-5	NIT 1-1	-	-	2	0	1	75.2	.459	.648	72.9	.419	4.1	-	
1995	Rick Barnes	15-13	5-11	(T6)	0-1	10-1	NIT 0-1	-	-	0	0	0	64.1	.458	.696	62.5	.437	0.6	-	
1996	Rick Barnes	18-11	7-9	(6)	1-1	10-1	NCAA 0-1	-	-	0	0	0	68.0	.446	.659	63.0	.425	3.5	-	
1997	Rick Barnes	23-10	9-7	(T4)	0-1	12-1	NCAA 2-1	14	8	2	0	0	68.2	.443	.680	61.5	.427	4.5	-	
1998	Rick Barnes	18-14	7-9	(T4)	1-1	10-4	NCAA 0-1	-	-	2	0	1	72.2	.472	.614	65.3	.431	1.5	-	
1999	Larry Shyatt	20-15	5-11	(T7)	0-1	15-3	NIT 4-1	-	-	1	0	0	71.7	.459	.620	64.7	.411	8.2	-	
2000	Larry Shyatt	10-20	4-12	(9)	0-1	6-7	-	-	-	1	0	0	64.4	.404	.671	70.0	.409	4.4	-	
2001	Larry Shyatt	12-19	2-14	(9)	1-1	9-4	-	-	-	1	0	1	74.1	.424	.702	79.7	.439	-0.7	-	
2002	Larry Shyatt	13-17	4-12	(T7)	0-1	9-4	-	-	-	1	0	0	72.4	.442	.628	73.8	.436	5.3	-	
2003	Larry Shyatt	15-13	5-11	(8)	0-1	10-1	-	-	-	1	0	0	68.4	.442	.657	68.1	.433	2.2	-	
2004	Oliver Purnell	10-18	3-13	(9)	0-1	7-4	-	-	-	0	0	0	65.7	.432	.631	70.9	.427	3.9	-	
2005	Oliver Purnell	16-16	5-11	(9)	1-1	10-4	NIT 0-1	-	-	1	0	0	71.7	.443	.601	69.3	.437	2.0	-	
2006	Oliver Purnell	19-13	7-9	(T7)	0-1	12-3	NIT 1-1	-	-	0	0	0	74.3	.436	.617	67.9	.449	1.1	-	
2007	Oliver Purnell	25-11	7-9	(T8)	0-1	18-1	NIT 3-1	-	-	0	0	0	73.2	.469	.578	65.7	.449	1.9	-	
2008	Oliver Purnell	24-10	10-6	(3)	2-1	12-3	NCAA 0-1	22	-	2	0	0	79.2	.456	.623	69.8	.437	2.3	-	
2009	Oliver Purnell	23-9	9-7	(T5)	0-1	14-1	NCAA 0-1	24	-	1	0	0	78.3	.463	.688	68.0	.431	1.9	-	
2010	Oliver Purnell	21-11	9-7	(T5)	0-1	12-3	NCAA 0-1	-	-	1	0	1	73.4	.453	.661	64.5	.422	2.1	-	
2011	Brad Brownell	22-12	9-7	(T4)	1-1	12-4	NCAA 1-1	-	-	1	0	0	68.5	.443	.701	61.4	.402	1.6	-	
2012	Brad Brownell	16-15	8-8	(7)	0-1	8-6	-	-	-	0	0	0	64.5	.433	.670	60.2	.431	0.7	-	
2013	Brad Brownell	13-18	5-13	(11)	0-1	8-4	-	-	-	1	0	0	61.5	.317	.654	68.1	.348	0.2	-	
2014	Brad Brownell	23-13	10-8	(6)	1-1	12-4	NIT 3-1	-	-	1	0	1	63.5	.424	.744	58.4	.395	1.9	-	

# Duke Blue Devils



## 2014-15 Blue Devil Roster

**Bold denotes returning starter**

No.	Player	Cl.	Pos.	Hgt.	Wgt.	Hometown
<b>2</b>	<b>Quinn Cook</b>	<b>Sr.</b>	<b>G</b>	<b>6-2</b>	<b>185</b>	<b>Washington, D.C.</b>
3	Grayson Allen	Fr.	G	6-4	195	Jacksonville, Fla.
5	Tyus Jones	Fr.	G	6-1	190	Apple Valley, Minn.
12	Justise Winslow	Fr.	F	6-6	225	Houston, Texas
13	Matt Jones	So.	G	6-5	210	DeSoto, Texas
14	Rasheed Sulaimon	Jr.	G	6-5	195	Houston, Texas
15	Jahlil Okafor	Fr.	C	6-11	270	Chicago, Ill.
<b>21</b>	<b>Amile Jefferson</b>	<b>Jr.</b>	<b>F</b>	<b>6-9</b>	<b>215</b>	<b>Philadelphia, Pa.</b>
30	Semi Ojeleye	So.	F	6-8	230	Ottawa, Kan.
34	Sean Obi	So.	F	6-9	270	Kaduna, Nigeria
40	Marshall Plumlee	Jr.	C	7-0	255	Warsaw, Ind.
42	Sean Kelly	Sr.	G	6-3	195	Raleigh, N.C.
45	Nick Pagliuca	So.	G	6-3	195	Weston, Mass.

**Head Coach:** Mike Krzyzewski (Army '69)  
**Assistants:** Jeff Capel (Duke '97) Associate Head Coach  
 Nate James (Duke '01)  
 Jon Scheyer (Duke '10)

### Returning Numbers

2013-14	PG	Pct.
Points	33.0	.421
Rebounds	16.1	.467
Assists	8.4	.579
Starts	69 of 175	.394

### Team Statistics

Category	ACC	NCAA
Scoring Offense	78.4	1 27
Scoring Defense	67.4	9 104
FG Percentage	.460	5 81
FG Pct Defense	.456	14 268
FT Percentage	.729	3 66
3-Pt FG Pct.	.395	1 14
3-Pt FG PG	9	1 7
Steals	7	4 78
Blocked Shots	3	13 231
Rebound Margin	+2.0	9 120
Turnover Margin	+2.6	2 28

### Mike Krzyzewski

Duke	(34)	910-247
Army	(5)	73-59
<b>Career Totals</b>	<b>(39)</b>	<b>983-306</b>

### 2014-15 Schedule

Date	Opponent	TV	Time
N14	Presbyterian	ESPNU	6:00
	Coaches vs. Cancer Classic		
N15	Fairfield		8:00
	Coaches vs. Cancer Classic		
N18	vs. Michigan State	ESPN	7:00
	State Farm Champions Classic, Indianapolis, Ind.		
N21	vs. Temple	TruTV	9:30
	Coaches vs. Cancer Classic, Brooklyn, N.Y.		
N22	in Coaches vs. Cancer Classic	TruTV	7/9:30
N26	Furman	ESPNU	5:00
N30	Army	ESPNU	Noon
D3	at Wisconsin	ESPN	9:30
	ACC/Big Ten Challenge		
D15	Elon	ESPNU	7:00
D18	vs. Connecticut	ESPN	8:00
	East Rutherford, N.J.		
D29	Toledo	ESPN2	7:00
D31	Wofford	RSN	3:00
J3	Boston College	RSN	4:00
J7	at Wake Forest	ACCN	9:00
J11	at NC State	CBS	1:30/4:30
J13	Miami	ESPNU	9:00
J17	at Louisville	ESPN/2	Noon
J19	Pittsburgh	ESPN	7:00
J25	at St. Johns	FOX	2:00
J28	at Notre Dame	ESPN2	7:30
J31	at Virginia	ESPN/2	4/7:00
F4	Georgia Tech	ESPN2	7:00
F7	Notre Dame	CBS	1:00
F9	at Florida State	ESPN	7:00
F14	at Syracuse	ESPN/2	6:00
F18	North Carolina	ESPN/ACCN	9:00
F21	Clemson	ESPN/2	4:00
F25	at Virginia Tech	ESPN2	9:00
F28	Syracuse	ESPN	TBD
M4	Wake Forest	ACCN	8:00
M7	at North Carolina	ESPN	6/9:00
	March 10-14, ACC Tournament, Greensboro (N.C.) Coliseum		

### Devil Data

Mike Krzyzewski enters his 40th season as a head coach looking to replace NBA Draft first-round selections Jabari Parker and Rodney Hood, along with graduates Tyler Thornton and Andre Dawkins from the 2013-14 team that finished 26-9 overall and tied for third in the ACC at 13-5 ... the all-time NCAA Division I leader in coaching wins with 983, Krzyzewski is 17 victories shy of becoming the first D-I coach in history to hit the 1,000-win mark ... Krzyzewski is beginning his 40th season as a college head coach and his 34th at Duke ... In addition to leading all NCAA D-I coaches in total wins, Krzyzewski is the all-time leader in 30-win seasons with 13.

Senior Quinn Cook, along with juniors Amile Jefferson and Rasheed Sulaimon headline a strong returning cast in 2013-14 ... Cook and Sulaimon combined to average 21.5 points per game with 108 three-point field goals, while Jefferson averaged 6.5 points and 6.9 rebounds per game a year ago.

Duke had the top ranked recruiting class in the country with all four newcomers - Grayson Allen, Tyus Jones, Jahlil Okafor and Justise Winslow - earning McDonald's All-America recognition as seniors in 2014, while Jones, Okafor and Winslow earned three gold medals apiece with USA Basketball teams.



### Rasheed Sulaimon, junior guard

Finished fourth on the team in scoring (9.9) as a sophomore in 2014 and was second in assists (2.4) ... scored 10 or more points in 11 of the final 14 games averaging 12.3 points per game over that span ... averaged 10.9 points per game in 18 ACC contests ... has 50 career starts, including 17 a year ago ... shot .410 (43-of-105) from 3-point range and had a 2.18:1 assists to turnover ratio last season.



## Duke 2013-14 Final Statistics (26-9, 13-5 tied for 3rd in ACC)

PLAYER	GP	GS	Min	Avg	FG	FGA	Pct	3FG	FGA	Pct	FT	FTA	Pct	Off	Tot	Avg	PF	DQ	A	TO	BK	ST	Pts	Avg
Jabari Parker	35	35	1073	30.7	236	499	.473	38	106	.358	160	214	.748	105	306	8.7	83	2	41	81	43	37	670	19.1
ACC Games Only	18	18	547	30.4	107	236	.453	16	53	.302	87	119	.731	68	176	9.8	42	1	15	42	25	18	317	17.6
Rodney Hood	35	33	1150	32.9	191	412	.464	71	169	.420	109	135	.807	29	138	3.9	91	3	75	54	9	25	562	16.1
ACC Games Only	18	17	594	33.0	102	226	.451	44	104	.423	40	50	.800	9	60	3.3	44	1	36	25	4	14	288	16.0
Quinn Cook	35	22	1042	29.8	137	317	.432	65	175	.371	67	81	.827	13	76	2.2	66	0	153	57	1	47	406	11.6
ACC Games Only	18	9	489	27.2	60	161	.373	31	93	.333	33	40	.825	5	26	1.4	36	0	56	28	0	18	184	10.2
Rasheed Sulaimon	34	17	871	25.6	99	246	.402	43	105	.410	96	125	.768	17	83	2.4	74	1	81	37	1	27	337	9.9
ACC Games Only	18	10	503	27.9	54	137	.394	28	63	.444	60	74	.811	11	39	2.2	39	0	57	26	1	16	196	10.9
Andre Dawkins	33	4	453	13.7	84	189	.444	64	152	.421	30	37	.811	6	43	1.3	43	1	12	18	5	15	262	7.9
ACC Games Only	18	2	266	14.8	44	108	.407	31	82	.378	19	23	.826	5	28	1.6	31	1	6	10	2	10	138	7.7
Amile Jefferson	35	26	796	22.7	94	146	.644	0	0	.000	40	81	.494	101	240	6.9	93	1	36	23	20	23	228	6.5
ACC Games Only	18	16	460	25.6	48	74	.649	0	0	.000	24	41	.585	55	130	7.2	49	1	21	13	12	13	120	6.7
Tyler Thornton	35	25	745	21.3	32	75	.427	27	60	.450	18	21	.857	16	64	1.8	102	5	83	24	1	46	109	3.1
ACC Games Only	18	12	386	21.4	17	42	.405	16	38	.421	6	8	.750	9	25	1.4	49	2	44	9	0	28	56	3.1
Matt Jones	32	4	235	7.3	15	51	.294	3	21	.143	23	41	.561	11	27	.8	24	0	5	4	1	11	56	1.8
ACC Games Only	15	4	102	6.8	6	18	.333	1	6	.167	7	16	.438	5	15	1.0	15	0	1	1	1	3	20	1.3
Semi Ojeleye	17	0	80	4.7	7	14	.500	4	7	.571	10	11	.909	7	15	0.9	6	0	2	5	4	4	28	1.6
ACC Games Only	9	0	28	3.1	1	2	.500	1	1	1.000	4	4	1.000	2	5	0.6	3	0	1	0	0	1	7	0.8
Josh Hairston	30	9	284	9.5	17	35	.486	0	1	.000	9	14	.643	21	38	1.3	65	1	11	10	3	3	43	1.4
ACC Games Only	14	2	85	6.1	5	13	.385	0	0	.000	1	3	.333	8	13	0.9	25	0	3	2	0	2	11	0.8
Marshall Plumlee	30	0	254	8.5	16	29	.552	0	0	.000	6	17	.353	36	65	2.2	29	0	8	10	17	6	38	1.3
ACC Games Only	16	0	162	10.1	11	20	.550	0	0	.000	6	10	.600	24	46	2.9	21	0	3	4	11	4	28	1.8
Alex Murphy	5	0	33	6.6	1	6	.167	1	5	.200	2	4	.500	2	5	1.0	3	0	2	1	0	0	5	1.0
ACC Games Only	0	0	0	0.0	0	0	.000	0	0	.000	0	0	.000	0	0	0.0	0	0	0	0	0	0	0	0.0
Nick Pagliuca	3	0	5	1.7	0	1	.000	0	0	.000	1	2	.500	1	2	0.7	0	0	0	0	0	0	1	0.3
ACC Games Only	2	0	2	1.0	0	1	.000	0	0	.000	0	0	.000	1	2	1.0	0	0	0	0	0	0	0	0.0
Todd Zafirovski	3	0	4	1.3	0	0	.000	0	0	.000	0	0	.000	0	1	0.3	1	0	0	0	0	0	0	0.0
ACC Games Only	1	0	1	1.0	0	0	.000	0	0	.000	0	0	.000	0	0	0.0	0	0	0	0	0	0	0	0.0
<b>Total</b>	<b>35</b>				<b>929</b>	<b>2020</b>	<b>.460</b>	<b>316</b>	<b>801</b>	<b>.395</b>	<b>571</b>	<b>783</b>	<b>.729</b>	<b>424</b>	<b>1207</b>	<b>34.5</b>	<b>681</b>	<b>14</b>	<b>509</b>	<b>334</b>	<b>105</b>	<b>244</b>	<b>2745</b>	<b>78.4</b>
ACC Games Only	18				455	1038	.438	168	440	.382	287	388	.740	234	618	34.3	354	6	243	167	56	127	1365	75.8
Opponents	35				848	1860	.456	138	449	.307	525	758	.693	357	1137	32.5	655	13	380	425	117	174	2359	67.4
ACC Games Only	18				431	936	.460	67	194	.345	256	386	.663	196	597	33.2	327	6	176	216	64	84	1185	65.8

## 2013-14 Game Results

Results	AP	DU USA	Opp AP	Opp USA	W/L	Score	DU FGs	DU FG%	DU 3FGs	DU FTs	DU FT%	Opp FGs	Opp FG%	Opp 3FGs	Opp FT%	Reb Mar	TO DU/Op	Half
N8 Davidson	4	4			W	111-77	38-54	.704	13-21	22-32	.688	26-62	.419	3-21	.880	-4	4/10	59-39
N12 #Kansas	4	4	5	6	L	83-94	30-58	.517	7-18	16-28	.571	32-57	.561	3-8	.375	-15	10/10	42-40
N15 Florida Atlantic	4	4			W	97-64	34-62	.548	12-23	17-24	.708	23-62	.371	4-15	.583	+3	9/14	52-29
N18 UNC Asheville	6	6			W	91-55	31-54	.574	10-23	19-26	.731	19-57	.333	4-14	.619	+14	16/15	48-28
N19 East Carolina	6	6			W	83-74	27-57	.474	5-14	24-31	.774	25-62	.403	5-14	.950	+3	10/15	43-32
N24 Vermont	6	6			W	91-90	28-57	.491	10-27	25-30	.833	35-54	.648	4-13	.696	+6	7/6	51-43
N27 +Alabama	6	5			W	74-64	22-51	.431	6-15	24-29	.828	23-57	.404	2-12	.696	+1	19/16	33-22
N29 +Arizona	6	5	4	3	L	66-72	25-58	.431	4-14	12-18	.667	23-47	.489	5-14	.808	-8	11/16	36-33
D3 Michigan	10	8	22	21	W	79-69	28-56	.500	8-23	15-18	.833	25-56	.446	3-13	.842	+1	7/12	32-22
D16 Gardner-Webb	8	8			W	85-66	28-56	.500	9-22	20-28	.714	27-50	.540	5-15	.583	+15	11/12	53-39
D19 +UCLA	8	8	x	22	W	80-63	31-64	.484	11-32	7-11	.636	24-60	.400	8-22	.538	+8	12/13	37-37
D28 Eastern Michigan	9	9			W	82-59	24-60	.400	10-29	24-32	.750	21-56	.375	4-18	.565	+15	14/15	37-27
D31 *Elon	7	8			W	86-48	32-66	.485	10-19	12-23	.522	19-54	.352	5-21	.714	+5	7/22	35-18
J4 at Notre Dame	7	8			L	77-79	24-58	.414	12-28	17-20	.850	30-57	.526	6-12	.542	-9	6/6	37-35
J7 Georgia Tech	16	13			W	79-57	24-51	.471	9-20	22-25	.880	26-53	.491	5-16	.000	+8	7/11	34-33
J11 at Clemson	16	13			L	59-72	20-59	.339	8-25	11-15	.733	25-53	.472	4-11	.600	-18	5/10	37-31
J13 Virginia	23	20			W	69-65	22-49	.449	10-22	15-20	.750	21-55	.382	4-10	.731	-3	10/8	36-28
J18 NC State	23	20			W	95-60	33-66	.500	11-24	18-21	.857	25-52	.481	2-8	.500	+3	8/21	45-32
J22 at Miami	18	18			W	67-46	24-56	.429	8-25	11-15	.733	17-48	.354	2-10	.625	+14	9/11	33-21
J25 Florida State	18	18			W	78-56	18-59	.305	8-20	34-43	.791	22-44	.500	2-6	.556	+23	12/17	43-25
J27 at Pittsburgh	17	18			W	80-65	28-58	.483	13-25	11-15	.733	21-51	.412	5-12	.750	+5	7/10	34-32
F1 at Syracuse	17	18	2	2	L	ot 89-91	31-72	.431	15-36	12-17	.706	31-54	.574	3-4	.813	-5	8/8	35-38
F4 Wake Forest	11	11			W	83-63	27-53	.509	12-26	17-26	.654	19-39	.487	3-8	.688	-5	11/19	46-33
F8 at Boston College	11	11			W	89-68	32-57	.561	11-21	14-20	.700	23-50	.460	9-24	.650	+14	8/9	39-35
F15 Maryland	8	9			W	69-67	18-54	.333	5-24	28-34	.824	26-62	.419	3-14	.632	-7	11/14	39-33
F18 at Georgia Tech	5	6			W	68-51	24-53	.453	10-18	10-20	.500	18-46	.391	3-9	.667	-5	5/13	43-27
F20 at North Carolina	5	6			L	66-74	27-63	.429	5-22	7-12	.583	26-55	.473	2-9	.645	-13	13/12	37-30
F22 Syracuse	5	6	1	1	W	66-60	23-48	.479	7-21	13-25	.520	24-62						

## Mike Krzyzewski, Duke Head Coach

Entering the 2014-15 season, Coach K owns a 983-306 record in 39 years of coaching, including a 910-247 mark in 34 seasons in Durham ... he is already the winningest coach in college basketball history and currently ranks second all-time in wins at one school ... last season saw Krzyzewski become the second coach in NCAA history to record 900 wins at one school ... Krzyzewski's record as the college game's all-time winningest coach offers evidence of his success, but even more impressive are the four national championships ... The fourth title came in 2010 with a 61-59 win over Butler in Indianapolis, while he also led Duke to the championship in 2001 and to back-to-back titles in 1991 and 1992, making him one of only two coaches since UCLA's John Wooden with such an accomplishment ... in 2005-06, Krzyzewski passed Wooden to move into first on the chart of coaches who have led their respective schools to a No. 1 national ranking ... Coach K has now led Duke to the top spot in the AP poll in 16 seasons, including 11 of the last 17 years ... Krzyzewski and the Blue Devils have been a fixture on the national basketball scene with 19 consecutive NCAA Tournament berths from 1996-2014 and 30 in the past 31 years ... overall, he has taken his program to postseason play in 31 of his 34 years at Duke and is the winningest active coach in NCAA Tournament play with a stunning 82-26 record for a .759 winning percentage ... In addition, Coach K owns four gold medals as head coach of USA Men's National Team.



### Krzyzewski Year by Year

Year	School	Overall	Conference W-L	Finish	Post-Season	Year	School	Overall	Conference W-L	Finish	Post-Season
1975-76	Army	11-14	x	x	x	1995-96	Duke	18-13	8-8	t4th	NCAA 0-1
1976-77	Army	20-8	x	x	x	1996-97	Duke	24-9	12-4	1st	NCAA 1-1
1977-78	Army	19-9	x	x	NIT 0-1	1997-98	Duke	32-4	15-1	1st	NCAA 3-1
1978-79	Army	14-11	x	x	x	1998-99	Duke	(ACC) 37-2	16-0	1st	NCAA 5-1
1979-80	Army	9-17	x	x	x	1999-00	Duke	(ACC) 29-5	15-1	1st	NCAA 2-1
1980-81	Duke	17-13	6-8	6th	NIT 2-1	<b>2000-01</b>	<b>Duke</b>	<b>(ACC) 35-4</b>	<b>13-3</b>	<b>t1st</b>	<b>NCAA 6-0</b>
1981-82	Duke	10-17	4-10	t6th	x	2001-02	Duke	(ACC) 31-4	13-3	2nd	NCAA 2-1
1982-83	Duke	11-17	3-11	7th	x	2002-03	Duke	(ACC) 26-7	11-5	t2nd	NCAA 2-1
1983-84	Duke	24-10	7-7	3rd	NCAA 0-1	2003-04	Duke	31-6	13-3	1st	NCAA 4-1
1984-85	Duke	23-8	8-6	4th	NCAA 1-1	2004-05	Duke	(ACC) 27-6	11-5	3rd	NCAA 2-1
1985-86	Duke	(ACC) 37-3	12-2	1st	NCAA 5-1	2005-06	Duke	(ACC) 32-4	14-2	1st	NCAA 2-1
1986-87	Duke	24-9	9-5	3rd	NCAA 2-1	2006-07	Duke	22-11	8-8	t6th	NCAA 0-1
1987-88	Duke	(ACC) 28-7	9-5	3rd	NCAA 4-1	2007-08	Duke	28-6	13-3	2nd	NCAA 1-1
1988-89	Duke	28-8	9-5	t2nd	NCAA 4-1	2008-09	Duke	(ACC) 30-7	11-5	t2nd	NCAA 2-1
1989-90	Duke	29-9	9-5	2nd	NCAA 5-1	<b>2009-10</b>	<b>Duke</b>	<b>(ACC) 35-5</b>	<b>13-3</b>	<b>t1st</b>	<b>NCAA 6-0</b>
<b>1990-91</b>	<b>Duke</b>	<b>32-7</b>	<b>11-3</b>	<b>1st</b>	<b>NCAA 6-0</b>	2010-11	Duke	(ACC) 32-5	13-3	2nd	NCAA 2-1
<b>1991-92</b>	<b>Duke</b>	<b>(ACC) 34-2</b>	<b>14-2</b>	<b>1st</b>	<b>NCAA 6-0</b>	2011-12	Duke	27-7	13-3	2nd	NCAA 0-1
1992-93	Duke	24-8	10-6	t3rd	NCAA 1-1	2012-13	Duke	30-6	14-4	2nd	NCAA 3-1
1993-94	Duke	28-6	12-4	1st	NCAA 5-1	2013-14	Duke	26-9	13-5	t3rd	NCAA 0-1
1994-95	Duke	9-3	0-1	9th	x						

School	Years	Overall W-L	Pct.	Conf. Games W-L	Pct.	ACC Tournament W-L	Pct.	NCAA Tournament W-L	Pct.	NIT Games W-L	Pct.	
Army	(5)	1976-80	73-59	.553	x	x	x	x	x	0-1	.000	
Duke	(34)	1981-14	910-247	.788	362-149	.708	55-20	.733	82-26	.759	2-1	.667
<b>Totals</b>	<b>(39)</b>	<b>1976-13</b>	<b>983-306</b>	<b>.763</b>	<b>362-149</b>	<b>.708</b>	<b>55-20</b>	<b>.733</b>	<b>82-26</b>	<b>.759</b>	<b>2-2</b>	<b>.500</b>

### Duke Coaching Records

Career Records			Years	W	L	Pct.	ACC Tournament			Years	W	L	Pct.
1.	W.W. Card	(7)	1906-1912	30	17	.638	3.	Harold Bradley	(9)	1951-1959	56	24	.700
2.	J.E. Brinn	(1)	1913	11	8	.579	4.	Bucky Waters	(4)	1970-1973	27	25	.519
3.	Noble Clay	(2)	1914-1915	22	18	.550	5.	Bill Foster	(6)	1975-1980	31	43	.419
4.	Bob Doak	(1)	1916	9	11	.450	6.	Neil McGeachy	(1)	1974	2	10	.167
5.	Chick Doak	(2)	1917-1918	30	9	.769	*	Pete Gaudet (interim)		1995	2	13	.133
6.	H.P. Cole	(1)	1919	6	5	.545	<b>ACC Tournament</b>			<b>Years</b>	<b>W</b>	<b>L</b>	<b>Pct.</b>
7.	W.J. Rothensies	(1)	1920	10	4	.714	1.	Vic Bubas	(10)	1960-1969	22	6	.786
8.	E.J. Egan	(1)	1921	9	6	.600	2.	Mike Krzyzewski	(33)	1981-2014	55	20	.733
9.	James Baldwin	(1)	1922	6	12	.333	3.	Bill Foster	(6)	1975-1980	8	4	.667
10.	J.S. Burbage	(2)	1923-1924	34	13	.723	4.	Harold Bradley	(9)	1951-1959	6	6	.500
11.	G.C. Buckheit	(4)	1925-1928	25	35	.417		Pete Gaudet (interim)		1995	1	1	.500
12.	Eddie Cameron	(14)	1929-1942	226	99	.695	6.	Bucky Waters	(4)	1970-1973	1	4	.200
13.	Gerry Gerard	(8)	1943-1950	131	78	.627	7.	Neil McGeachy	(1)	1974	0	1	.000
14.	Harold Bradley	(9)	1951-1959	167	78	.681	<b>NCAA Tournament</b>			<b>No.</b>	<b>W</b>	<b>L</b>	<b>Pct.</b>
15.	Vic Bubas	(10)	1960-1969	213	67	.761	1.	Mike Krzyzewski	(30)	82	26	.759	
16.	Bucky Waters	(4)	1970-1973	63	45	.583	2.	Vic Bubas	(4)	11	4	.733	
17.	Neil McGeachy	(1)	1974	10	16	.385	3.	Bill Foster	(3)	6	3	.667	
18.	Bill Foster	(6)	1975-1980	113	64	.638	4.	Harold Bradley	(1)	0	1	.000	
*	Pete Gaudet (interim)		1995	4	15	.211	<b>NIT Tournament</b>			<b>No.</b>	<b>W</b>	<b>L</b>	<b>Pct.</b>
19.	Mike Krzyzewski	(34)	1981-2014	910	247	.788	1.	Mike Krzyzewski	(1)	2	1	.667	
<b>ACC Games Only</b>			<b>Years</b>	<b>W</b>	<b>L</b>	<b>Pct.</b>	2.	Bucky Waters	(2)	2	3	.400	
1.	Vic Bubas	(10)	1960-1969	106	32	.768	3.	Vic Bubas	(2)	1	2	.333	
2.	Mike Krzyzewski	(34)	1981-2014	362	149	.708							

## Duke (1954-2014)

Year	Head Coach	Overall	ACC	Finish	ACC Trn.	Non Conf.	Post-Season	Final AP	Final Coach	All-ACC	All-Am.	NBA Draft	PPG Offense	FG%	FT%	PPG Defense	Opp. FG%	Reb. Mar.
1954	Harold Bradley	22-6	9-1	(1)	1-1	13-5	-	15	20	3	0	2	83.2	.398	.671	69.5	--	4.8
1955	Harold Bradley	20-8	11-3	(2)	2-1	9-5	NCAA 0-1	-	-	2	0	0	85.2	.390	.664	72.7	.360	-1.0
1956	Harold Bradley	19-7	10-4	(T3)	1-1	9-3	-	17	18	2	0	3	80.6	.387	.699	69.8	.350	-1.2
1957	Harold Bradley	13-11	8-6	(3)	0-1	5-5	-	-	-	1	0	0	78.4	.392	.679	77.0	.378	-3.6
1958	Harold Bradley	18-7	11-3	(1)	1-1	7-4	-	10	13	3	0	2	69.2	.406	.678	65.2	.392	3.2
1959	Harold Bradley	13-12	7-7	(T3)	1-1	6-5	-	-	-	2	0	0	65.4	.373	.654	68.7	.430	4.1
1960	Vic Bubas	17-11	7-7	(4)	3-0	10-4	NCAA 2-1	18	15	1	0	0	64.4	.421	.623	63.2	.383	7.2
1961	Vic Bubas	22-6	10-4	(3)	2-1	12-2	-	10	9	2	1	2	81.5	.483	.642	71.2	.439	10.9
1962	Vic Bubas	20-5	11-3	(2)	1-1	9-2	-	10	13	2	1	0	82.0	.466	.633	67.9	.427	11.3
1963	Vic Bubas	27-3	14-0	(1)	3-0	13-3	NCAA 3-1	2	2	2	2	1	83.3	.511	.673	68.9	.402	4.7
1964	Vic Bubas	26-5	13-1	(1)	3-0	13-4	NCAA 3-1	3	4	4	1	2	84.1	.475	.728	69.3	.434	4.7
1965	Vic Bubas	20-5	11-3	(1)	2-1	9-2	-	10	9	3	0	1	92.4	.490	.668	77.8	.444	12.7
1966	Vic Bubas	26-4	12-2	(1)	3-0	14-2	NCAA 3-1	2	2	3	2	2	82.8	.494	.723	71.6	.424	9.5
1967	Vic Bubas	18-9	9-3	(2)	2-1	9-6	NIT 0-1	-	19	2	1	2	82.8	.456	.724	76.2	.453	10.5
1968	Vic Bubas	22-6	11-3	(2)	1-1	11-3	NIT 1-1	10	11	1	1	2	78.9	.458	.753	67.5	.406	2.3
1969	Vic Bubas	15-13	8-6	(T3)	2-1	7-7	-	-	-	1	0	2	82.0	.474	.682	79.4	.436	5.4
1970	Bucky Waters	17-9	8-6	(4)	0-1	9-3	NIT 0-1	-	-	1	0	0	75.6	.496	.683	72.1	.425	6.2
1971	Bucky Waters	20-10	9-5	(3)	0-1	11-5	NIT 2-2	-	-	1	1	2	79.6	.491	.766	73.7	.418	2.3
1972	Bucky Waters	14-12	6-6	(T4)	1-1	9-7	-	-	-	2	0	0	68.4	.477	.729	68.1	.434	3.7
1973	Bucky Waters	12-14	4-8	(T4)	0-1	8-6	-	-	-	2	0	1	78.1	.465	.785	76.6	.451	-1.7
1974	Neil McGeachy	10-16	2-10	(7)	0-1	8-6	-	-	-	0	0	0	75.3	.461	.719	77.6	.460	0.5
1975	Bill Foster	13-13	2-10	(T6)	0-1	11-3	-	-	-	1	0	1	82.9	.517	.725	81.5	.460	3.3
1976	Bill Foster	13-14	3-9	(7)	0-1	10-5	-	-	-	1	0	1	88.3	.522	.692	85.0	.489	3.2
1977	Bill Foster	14-13	2-10	(T6)	0-1	12-3	-	-	-	1	0	2	76.4	.501	.760	72.9	.449	4.9
1978	Bill Foster	27-7	8-4	(2)	3-0	19-3	NCAA 4-1	7	9	3	2	0	85.6	.527	.791	74.4	.468	4.3
1979	Bill Foster	22-8	9-3	(1)	2-1	13-5	NCAA 0-1	11	7	3	3	2	71.9	.513	.698	65.5	.474	0.4
1980	Bill Foster	24-9	7-7	(5)	3-0	17-2	NCAA 2-1	14	16	2	1	1	73.3	.506	.746	68.3	.459	-1.2
1981	Mike Krzyzewski	17-13	6-8	(T5)	0-1	11-5	NIT 2-1	-	-	1	1	2	69.9	.497	.677	66.9	.496	-2.9
1982	Mike Krzyzewski	10-17	4-10	(T6)	0-1	6-7	-	-	-	1	0	1	64.0	.479	.679	70.0	.513	1.2
1983	Mike Krzyzewski	11-17	3-11	(7)	0-1	8-6	-	-	-	1	0	0	80.2	.474	.739	83.7	.516	1.1
1984	Mike Krzyzewski	24-10	7-7	(T3)	2-1	17-3	NCAA 0-1	14	14	2	0	0	77.2	.492	.724	72.3	.499	0.7
1985	Mike Krzyzewski	23-8	8-6	(T4)	1-1	15-2	NCAA 1-1	10	12	2	1	1	78.9	.527	.693	67.9	.469	5.9
1986	Mike Krzyzewski	37-3	12-2	(1)	3-0	25-1	NCAA 5-1	1	1	2	2	4	79.9	.513	.716	67.2	.477	2.0
1987	Mike Krzyzewski	24-9	9-5	(3)	0-1	15-4	NCAA 2-1	17	-	2	1	2	77.2	.483	.710	67.3	.453	4.2
1988	Mike Krzyzewski	28-7	9-5	(3)	3-0	19-2	NCAA 4-1	5	5	1	1	0	83.8	.490	.719	68.8	.452	5.4
1989	Mike Krzyzewski	28-8	9-5	(T2)	2-1	19-3	NCAA 4-1	9	7	1	1	1	86.5	.537	.675	69.8	.423	1.5
1990	Mike Krzyzewski	29-9	9-5	(2)	1-1	20-4	NCAA 5-1	15	14	3	1	2	89.1	.489	.762	76.6	.451	2.3
<b>1991</b>	<b>Mike Krzyzewski</b>	<b>32-7</b>	<b>11-3</b>	<b>(1)</b>	<b>1-1</b>	<b>21-4</b>	<b>NCAA Champ</b>	<b>6</b>	<b>6</b>	<b>3</b>	<b>1</b>	<b>0</b>	<b>87.7</b>	<b>.511</b>	<b>.726</b>	<b>73.4</b>	<b>.445</b>	<b>2.7</b>
<b>1992</b>	<b>Mike Krzyzewski</b>	<b>34-2</b>	<b>14-2</b>	<b>(1)</b>	<b>3-0</b>	<b>20-0</b>	<b>NCAA Champ</b>	<b>1</b>	<b>1</b>	<b>4</b>	<b>3</b>	<b>2</b>	<b>88.0</b>	<b>.536</b>	<b>.748</b>	<b>72.6</b>	<b>.467</b>	<b>-0.1</b>
1993	Mike Krzyzewski	24-8	10-6	(T3)	0-1	14-2	NCAA 1-1	10	10	3	2	2	86.4	.507	.721	71.2	.442	0.9
1994	Mike Krzyzewski	28-6	12-4	(1)	1-1	16-2	NCAA 5-1	6	6	3	1	2	77.6	.486	.711	67.3	.415	2.0
1995	Krzyzewski/Gaudet	13-18	2-14	(9)	1-1	11-4	-	-	-	1	0	2	77.7	.475	.670	73.7	.439	-0.7
1996	Mike Krzyzewski	18-13	8-8	(T4)	0-1	10-5	NCAA 0-1	-	-	3	0	0	75.4	.445	.703	69.8	.437	-2.8
1997	Mike Krzyzewski	24-9	12-4	(1)	0-1	12-5	NCAA 1-1	8	8	2	0	0	79.7	.462	.700	66.2	.422	3.0
1998	Mike Krzyzewski	32-4	15-1	(1)	2-1	17-3	NCAA 3-1	3	3	3	2	1	85.6	.475	.740	64.1	.411	8.8
1999	Mike Krzyzewski	37-2	16-0	(1)	3-0	21-2	NCAA 5-1	1	1	5	2	4	91.8	.514	.705	67.2	.391	0.9
2000	Mike Krzyzewski	29-5	15-1	(1)	3-0	14-4	NCAA 2-1	1	1	3	2	1	88.0	.481	.742	71.3	.417	1.1
<b>2001</b>	<b>Mike Krzyzewski</b>	<b>35-4</b>	<b>13-3</b>	<b>(T1)</b>	<b>3-0</b>	<b>22-1</b>	<b>NCAA Champ</b>	<b>1</b>	<b>1</b>	<b>3</b>	<b>2</b>	<b>1</b>	<b>90.7</b>	<b>.481</b>	<b>.696</b>	<b>70.5</b>	<b>.416</b>	<b>1.0</b>
2002	Mike Krzyzewski	31-4	13-3	(2)	3-0	18-1	NCAA 2-1	1	1	3	3	3	88.9	.495	.690	69.2	.421	1.3
2003	Mike Krzyzewski	26-7	11-5	(T2)	3-0	15-2	NCAA 2-1	7	7	3	1	1	81.1	.453	.712	69.6	.433	2.3
2004	Mike Krzyzewski	31-6	13-3	(1)	2-1	18-3	NCAA 4-1	6	6	4	3	2	79.8	.471	.736	65.0	.407	1.6
2005	Mike Krzyzewski	27-6	11-5	(3)	3-0	16-1	NCAA 2-1	3	2	3	2	1	78.2	.445	.713	65.2	.390	-2.7
2006	Mike Krzyzewski	32-4	14-2	(1)	3-0	18-2	NCAA 2-1	1	1	2	2	2	81.1	.487	.761	68.1	.429	-2.7
2007	Mike Krzyzewski	22-11	8-8	(T6)	0-1	14-3	NCAA 0-1	-	-	1	0	1	70.4	.469	.689	62.0	.422	4.9
2008	Mike Krzyzewski	28-6	13-3	(2)	1-1	14-2	NCAA 1-1	9	9	3	1	0	83.2	.463	.697	69.4	.435	0.1
2009	Mike Krzyzewski	30-7	11-5	(T2)	3-0	16-2	NCAA 2-1	6	11	2	1	1	77.5	.444	.728	65.9	.444	2.7
<b>2010</b>	<b>Mike Krzyzewski</b>	<b>35-5</b>	<b>13-3</b>	<b>(T1)</b>	<b>3-0</b>	<b>19-2</b>	<b>NCAA Champ</b>	<b>3</b>	<b>1</b>	<b>3</b>	<b>1</b>	<b>0</b>	<b>77.0</b>	<b>.441</b>	<b>.759</b>	<b>61.0</b>	<b>.401</b>	<b>6.2</b>
2011	Mike Krzyzewski	32-5	13-3	(2)	3-0	16-2	NCAA 2-1	3	3	2	2	3	80.9	.471	.753	64.7	.433	2.7
2012	Mike Krzyzewski	27-7	13-3	(2)	1-1	14-3	NCAA 0-1	8	14	3	0	2	77.3	.456	.701	69.6	.433	2.6
2013	Mike Krzyzewski	30-6	14-4	(2)	0-1	16-1	NCAA 3-1	6	5	3	0	2	77.2	.472	.739	65.3	.416	-1.1
2014	Mike Krzyzewski	26-9	13-5	(T3)	2-1	11-3	NCAA 0-1	8	16	2	1	2	78.4	.460	.729	67.4	.456	2.0



# Florida State Seminoles



## 2014-15 Seminole Roster

**Bold denotes returning starter**

No.	Player	Cl.	Pos.	Hgt.	Wgt.	Hometown
0	Phil Cofer	Fr.	F	6-8	205	Fayetteville, Ga.
<b>1</b>	<b>Devon Bookert</b>	<b>Jr.</b>	<b>G</b>	<b>6-2</b>	<b>193</b>	<b>Anchorage, Ak.</b>
4	Dayshawn Watkins	So.	G	6-0	180	North Little Rock, Ark.
5	Jarquez Smith	So.	F	6-9	225	Haddock, Ga.
11	Kiel Turpin	R-Sr.	C	7-0	245	Normal, Ill.
<b>15</b>	<b>Boris Bojanovsky</b>	<b>Jr.</b>	<b>C</b>	<b>7-3</b>	<b>240</b>	<b>Bratislava, Slovak Republic</b>
22	Xavier Rathan-Mayes	Fr.	G	6-4	190	Scarborough, Ontario, Canada
24	Robbie Berwick	Fr.	G	6-4	188	Atascadero, Calif.
<b>25</b>	<b>Aaron Thomas</b>	<b>Jr.</b>	<b>G</b>	<b>6-5</b>	<b>202</b>	<b>Cincinnati, Ohio</b>
31	Michael Saxton	Jr.	G	6-5	210	Orlando, Fla.
<b>32</b>	<b>Montay Brandon</b>	<b>Jr.</b>	<b>G</b>	<b>6-8</b>	<b>225</b>	<b>Greensboro, N.C.</b>
40	Brandon Allen	So.	F	6-6	200	Milton, Fla.
50	Michael Ojo	Jr.	C	7-1	292	Lagos, Nigeria

**Head Coach:** Leonard Hamilton (Tennessee Martin '71)  
**Assistants:** Stan Jones, Associate Head Coach (Memphis '84)  
 Dennis Gates (California '01)  
 Charlton Young (Georgia Southern '94)

### Returning Numbers

2013-14	PG	Pct.
Points	43.2	.609
Rebounds	22.4	.642
Assists	7.0	.652
Starts	114 of 180	.633

### Team Statistics

Category	ACC	NCAA
Scoring Offense	70.9	6 178
Scoring Defense	66.4	6 75
FG Percentage	.466	1 53
FG Pct Defense	.399	3 24
FT Percentage	.722	4 90
3-Pt FG Pct.	.380	2 42
3-Pt FG PG	5.3	8 266
Steals	5.9	6 198
Blocked Shots	5.3	2 28
Rebound Margin	+1.1	12 153
Turnover Margin	-1.6	12 285

### Leonard Hamilton

Florida State	(12)	219-157
Miami	(10)	144-147
Oklahoma State	(4)	56-63
<b>Career Totals</b>	<b>(26)</b>	<b>419-367</b>

## 2014-15 Schedule

Date	Opponent	TV	Time
N15	Manhattan	ESPN3	1:00
	Hall of Fame Classic		
N18	Northeastern	ESPN3	7:00
	Hall of Fame Classic		
N22	vs. Providence	ESPN3	2:30
	Hall of Fame Classic, Uncasville, Conn.		
N23	vs. Massachusetts	ESPNU	Noon
	Hall of Fame Classic, Uncasville, Conn.		
N25	The Citadel	ESPN3	7:00
N28	Charleston Southern	ESPN3	6:00
D1	Nebraska	ESPN2	7:00
	ACC/Big Ten Challenge		
D6	Central Florida	ESPN3	2:00
D13	at Notre Dame	ESPN2	8:00
D17	North Florida	RSN	7:00
D20	vs. South Florida		2:00
	Orange Bowl Classic, Sunrise, Fla.		
D22	Stetson	ESPN3	2:00
D30	Florida	ESPN2	7:00
J2	at Mississippi State	ESPNU	8:00
J6	Virginia Tech	RSN	7:00
J11	at Syracuse	ESPNU	8:00
J14	at Pittsburgh	RSN	9:00
J17	NC State	ACCN	1:30
J19	at Clemson	ESPNU	9:00
J24	at North Carolina	ESPN/2	2:00
J28	Wake Forest	RSN	7:00
F1	Miami	ESPNU	12:30
F4	Clemson	RSN	9:00
F7	at Virginia Tech	ACCN	3:00
F9	Duke	ESPN	7:00
F14	at Georgia Tech	ACCN	2:30
F18	Boston College	ACCN	9:00
F22	at Virginia	ESPNU	6:30
F25	at Miami	RSN	9:00
F28	Louisville	ESPN/2	TBD
M7	Pittsburgh	ESPN/2	TBD
	March 10-14, ACC Tournament, Greensboro (N.C.) Coliseum		

## Nole Notes

The Seminoles have averaged 21.7 wins per season in the last nine years under head coach Leonard Hamilton and have appeared in postseason play each of those four years ... this year's Florida State team will be minus senior Okaro White, who set a school record with 139 career games and guard Ian Miller, the team's second-leading scorer (13.7) ... however, the Seminoles four returning starters (all juniors) matches Clemson for the most in the conference ... Florida State finished last season with a 22-14 record and a 9-9 conference mark, making the Seminoles the third winningest program in the ACC in the last nine years (since the start of the 2005-06 season) in total games played with 196 wins ... Florida State has played in the NCAA Tournament in four of the past six seasons.

Florida State returns four of its top six scorers and five of its top six rebounders from its NIT final four team in 2014, including junior Aaron Thomas ... Thomas averaged a team-leading 14.5 points, a career-high 4.3 rebounds and a team-leading 1.6 steals per game in leading the Seminoles to a 22-14 record ... Thomas was an All-ACC Honorable Mention selection as a sophomore.

The Seminoles also return their leader in assists, Devon Bookert, and their blocked shots leader, Boris Bojanovsky, to their lineup for the upcoming season.



### Aaron Thomas, junior guard

Led the Seminoles in scoring (14.5), minutes played (31.5) and steals (57); was third in rebounds (4.2) and assists (1.8) ... an honorable mention All-Conference performer a year ago, Thomas is eighth among returning ACC players with 726 career points ... over a 14-game stretch from February 5 to March 26, Thomas averaged 18.4 points and 4.3 rebounds.



## Leonard Hamilton, Florida State Head Coach

Leonard Hamilton, one of the top 12 winningest coaches in Atlantic Coast Conference history, is in his 13th season as the head coach at Florida State ... he is poised to become Florida State's all-time winningest coach and the Seminoles' all-time winningest coach in postseason play during the 2014-15 season ... he enters the season as the Seminoles' all-time leader in ACC regular season wins and is Florida State's all-time winningest coach in ACC Tournament play ... Hamilton needs only 18 wins to become Florida State's all-time winningest coach ... when he achieves that milestone he will be only coach in league history to be the all-time winningest coach at two different ACC schools at the Division I level ... Hamilton is also the winningest coach at the University of Miami with 144 wins (1992-2000) ... under Hamilton and since the start of the 2005-06 season, the Seminoles are the third winningest overall program in the ACC with 196 wins, the third winningest team in ACC games with 61 wins and one of only three teams that has won at least 60 percent of their games ... during that same time frame, Florida State is one of only three teams in the ACC that has averaged at least 21 wins or more per season and is one of only three teams that has won at least 20 games in a season at least seven times ... the Seminoles have won at least 20 games in seven of Hamilton's 12 years and have advanced to the postseason in nine of those 12 seasons ... Hamilton has earned three National Coach of the Year awards, two ACC Coach of the Year award and two Big East Coach of the Year awards while leading his teams to seven NCAA Tournament appearances and 17 postseason appearances.



### Hamilton Year by Year

Year	School	Overall	Conference		Post-Season	Year	School	Overall	Conference		Post-Season
			W-L	Finish					W-L	Finish	
1986-87	Oklahoma State	8-20	4-10	7th	x	2002-03	Florida State	14-15	4-12	9th	x
1987-88	Oklahoma State	14-16	4-10	t6th	x	2003-04	Florida State	19-14	6-10	t7th	NIT 1-1
1988-89	Oklahoma State	17-13	7-7	t4th	NIT 1-1	2004-05	Florida State	12-19	4-12	t10th	x
1989-90	Oklahoma State	17-14	6-8	5th	NIT 1-1	2005-06	Florida State	20-10	9-7	5th	NIT 1-1
1990-91	Miami	9-19	x	x	x	2006-07	Florida State	22-13	7-9	t8th	NIT 2-1
1991-92	Miami	8-24	1-17	10th	x	2007-08	Florida State	19-15	7-9	t7th	NIT 0-1
1992-93	Miami	10-17	7-11	9th	x	2008-09	Florida State	*25-10	10-6	4th	NCAA 0-1
1993-94	Miami	7-20	0-18	10th	x	2009-10	Florida State	22-10	10-6	t3rd	NCAA 0-1
1994-95	Miami	15-13	9-9	5th	NIT 0-1	2010-11	Florida State	23-11	11-5	3rd	NCAA 2-1
1995-96	Miami	15-13	8-10	4th	x	2011-12	Florida State (ACC)	25-10	12-4	3rd	NCAA 1-1
1996-97	Miami	16-13	9-9	t4th	NIT 0-1	2012-13	Florida State	18-16	9-9	5th	NIT 0-1
1997-98	Miami	18-10	11-7	2nd	NCAA 0-1	2013-14	Florida State	22-14	9-9	t7th	NIT 3-1
1998-99	Miami	23-7	15-3	2nd	NCAA 1-1						
1999-00	Miami	23-11	13-3	t1st	NCAA 2-1						

\*denotes 22 victories later vacated by NCAA penalties.

School	Years	Overall	Conf. Games		ACC Tournament		NCAA Tournament		NIT Games			
			W-L	Pct.	W-L	Pct.	W-L	Pct.	W-L	Pct.		
Oklahoma State	(4)	1987-90	56-63	.471	21-35	.375	x	x	x	x	2-2	.500
Miami	(10)	1991-00	144-147	.495	75-87	.463	x	x	3-3	.500	0-2	.000
Florida State	(12)	2003-14	219-157	.582	88-98	.473	8-11	.421	3-4	.429	7-6	.538
<b>Totals</b>	<b>(26)</b>	<b>'87-00, '03-14</b>	<b>419-367</b>	<b>.533</b>	<b>184-220</b>	<b>.455</b>	<b>8-11</b>	<b>.476</b>	<b>6-7</b>	<b>.462</b>	<b>9-10</b>	<b>.474</b>

### Florida State Coaching Records

Career Records					NCAA Tournament				
	Years	W	L	Pct.	No.	W	L	Pct.	
1. Don Loucks	(1) 1948	5	13	.277	1. Hugh Durham	(3)	4	3	.571
2. Bud Kennedy	(18) 1949-1966	236	208	.532	2. Pat Kennedy	(5)	6	5	.545
3. Hugh Durham	(12) 1967-1978	229	96	.705	3. Steve Robinson	(1)	1	1	.500
4. Joe Williams	(8) 1979-1986	129	105	.551	Joe Williams	(1)	1	1	.500
5. Pat Kennedy	(11) 1987-1997	202	131	.607	5. Leonard Hamilton	(4)	3	4	.429
6. Steve Robinson	(5) 1998-2002	64	86	.427	NIT Tournament				
7. Leonard Hamilton	(12) 2003-2014	219	157	.582		No.	W	L	Pct.
					1. Pat Kennedy	(2)	5	2	.714
					2. Leonard Hamilton	(6)	7	6	.538
					3. Joe Williams	(1)	1	1	.500

ACC Games Only				
	Years	W	L	Pct.
1. Leonard Hamilton	(12) 2003-2014	88	98	.473
2. Pat Kennedy	(6) 1992-1997	45	51	.469
3. Steve Robinson	(5) 1998-2002	25	55	.313

ACC Tournament				
	Years	W	L	Pct.
1. Leonard Hamilton	(12) 2004-2014	8	11	.421
2. Steve Robinson	(5) 1998-2002	3	5	.375
3. Pat Kennedy	(6) 1992-1997	1	6	.143



## Florida State (1954-2014)

Year	Head Coach	Overall	Conf.	Finish	Conf. Trn.	Non Conf.	Post-Season	Final AP	Final Coach	All-Conf.	All-Am.	NBA Draft	PPG Offense	FG%	FT%	PPG Defense	Opp. FG%	Reb. Mar.	
1954	Bud Kennedy	13-7	-	-	-	13-7	-	-	-	-	0	0	75.3	-	-	72.4	-	-	
<b>Member of Florida Intercollegiate Conference</b>																			
1955	Bud Kennedy	22-4	10-0	(1)	1-0	12-4	-	-	-	3	0	0	54.6	.367	.720	40.8	.367	9.4	
1956	Bud Kennedy	16-9	9-1	(1)	0-1	7-8	-	-	-	-	0	0	80.9	.405	.723	76.5	.417	-2.3	
1957	Bud Kennedy	9-17	5-5	-	-	4-12	-	-	-	-	0	0	75.1	.380	.679	79.3	.396	-13.6	
<b>Independent</b>																			
1958	Bud Kennedy	9-16	-	-	-	9-16	-	-	-	-	0	0	67.6	.335	.717	54.1	.395	-4.2	
1959	Bud Kennedy	8-15	-	-	-	8-15	-	-	-	-	0	0	77.0	.379	.675	81.5	.414	-5.1	
1960	Bud Kennedy	10-15	-	-	-	10-15	-	-	-	-	0	0	77.1	.388	.654	78.0	.427	-0.9	
1961	Bud Kennedy	14-10	-	-	-	14-10	-	-	-	-	0	0	74.4	.458	.697	69.5	.419	1.3	
1962	Bud Kennedy	15-8	-	-	-	15-8	-	-	-	-	0	1	77.4	.512	.691	68.1	.422	-1.4	
1963	Bud Kennedy	15-10	-	-	-	15-10	-	-	-	-	0	0	69.8	.467	.638	67.2	.418	2.8	
1964	Bud Kennedy	14-14	-	-	-	14-14	-	-	-	-	0	0	73.4	.457	.727	73.4	.439	-3.9	
1965	Bud Kennedy	16-10	-	-	-	16-10	-	-	-	-	0	0	69.9	.444	.716	67.8	.434	2.1	
1966	Bud Kennedy	15-11	-	-	-	15-11	-	-	-	-	0	1	75.9	.454	.701	71.1	.443	4.8	
1967	Hugh Durham	11-15	-	-	-	11-15	-	-	-	-	0	0	71.1	.452	.672	74.5	.444	-10.1	
1968	Hugh Durham	19-8	-	-	-	19-8	NCAA 0-1	-	-	-	0	0	90.3	.490	.730	78.4	.415	9.4	
1969	Hugh Durham	18-8	-	-	-	18-8	-	-	-	-	0	0	86.9	.471	.651	79.1	.453	11.4	
1970	Hugh Durham	23-3	-	-	-	23-3	-	11	14	-	1	2	91.7	.481	.718	75.2	.404	14.6	
1971	Hugh Durham	17-9	-	-	-	17-9	-	-	-	-	0	2	91.5	.476	.675	80.2	.433	6.9	
1972	Hugh Durham	27-6	-	-	-	27-6	NCAA 4-1	10	10	-	1	1	86.9	.468	.606	71.4	.420	7.0	
1973	Hugh Durham	18-8	-	-	-	18-8	-	-	-	-	0	2	81.6	.498	.608	71.5	.429	8.7	
1974	Hugh Durham	18-8	-	-	-	18-8	-	-	-	-	0	2	88.0	.427	.707	78.8	.444	5.0	
1975	Hugh Durham	18-8	-	-	-	18-8	-	-	-	-	0	0	83.0	.502	.645	71.6	.442	3.1	
1976	Hugh Durham	21-6	-	-	-	21-6	-	-	16	-	0	0	83.9	.491	.690	68.9	.450	7.0	
<b>Member of Metro Conference</b>																			
1977	Hugh Durham	16-11	5-7	(5)	0-1	11-4	-	-	-	1	0	0	83.3	.500	.659	77.1	.482	1.1	
1978	Hugh Durham	23-6	11-1	(1)	1-1	12-5	NCAA 0-1	15	12	2	0	2	83.3	.503	.650	72.0	.459	4.0	
1979	Joe Williams	19-10	7-3	(3)	2-1	12-7	-	-	-	2	0	0	76.7	.510	.686	73.6	.501	4.5	
1980	Joe Williams	22-9	7-5	(4)	2-1	15-4	NCAA 1-1	-	-	2	0	2	79.3	.532	.685	74.8	.498	0.1	
1981	Joe Williams	17-11	7-5	(2)	1-1	10-6	-	-	-	2	0	3	73.8	.489	.685	71.1	.459	2.6	
1982	Joe Williams	11-17	4-8	(6)	1-1	7-9	-	-	-	1	0	0	73.8	.488	.671	75.7	.512	1.1	
1983	Joe Williams	14-14	5-7	(5)	0-1	9-7	-	-	-	1	0	1	75.8	.481	.719	77.3	.507	0.1	
1984	Joe Williams	20-11	9-5	(3)	1-1	11-6	NIT 1-1	-	-	1	0	2	74.1	.529	.676	68.7	.472	-0.9	
1985	Joe Williams	14-16	4-10	(7)	2-1	10-6	-	-	-	2	0	2	76.7	.498	.669	71.8	.464	0.9	
1986	Joe Williams	12-17	4-10	(7)	1-1	8-7	-	-	-	1	0	1	79.4	.509	.698	81.3	.500	-3.7	
1987	Pat Kennedy	19-11	3-9	(6)	0-1	16-2	NIT 1-1	-	-	1	0	1	83.7	.486	.702	78.4	.444	0.3	
1988	Pat Kennedy	19-11	8-6	(2)	1-1	11-5	NCAA 0-1	-	-	1	0	0	84.3	.508	.682	76.2	.465	6.3	
1989	Pat Kennedy	22-8	10-4	(2)	1-1	12-4	NCAA 0-1	16	16	1	0	1	91.3	.505	.727	80.7	.481	0.7	
1990	Pat Kennedy	16-15	6-9	(5)	0-1	10-6	-	-	-	0	0	0	76.6	.468	.707	75.5	.478	2.4	
1991	Pat Kennedy	21-11	12-5	(2)	3-0	9-6	NCAA 1-1	-	-	0	0	0	79.3	.462	.670	75.9	.443	3.1	
<b>Member of Atlantic Coast Conference</b>																			
1992	Pat Kennedy	22-10	11-5	(2)	1-1	11-5	NCAA 2-1	20	16	2	0	0	82.7	.484	.664	77.4	.446	-1.6	
1993	Pat Kennedy	25-10	12-4	(2)	0-1	13-6	NCAA 3-1	11	11	3	0	2	86.3	.495	.673	79.7	.450	1.0	
1994	Pat Kennedy	13-14	6-10	(T7)	0-1	7-4	-	-	-	1	0	1	77.0	.444	.656	74.8	.435	2.3	
1995	Pat Kennedy	12-15	5-11	(T6)	0-1	7-3	-	-	-	2	0	1	75.1	.444	.671	74.6	.438	2.7	
1996	Pat Kennedy	13-14	5-11	(8)	0-1	8-2	-	-	-	1	0	0	75.3	.441	.652	73.1	.442	3.5	
1997	Pat Kennedy	20-12	6-10	(T7)	0-1	10-0	NIT4-1	-	-	1	0	1	73.4	.449	.642	66.8	.400	0.5	
1998	Steve Robinson	18-14	6-10	(T6)	0-1	12-3	NCAA 1-1	-	-	0	0	0	71.5	.457	.665	69.3	.401	5.0	
1999	Steve Robinson	13-17	5-11	(T7)	1-1	7-5	-	-	-	1	0	0	70.6	.445	.660	73.3	.461	3.5	
2000	Steve Robinson	12-17	6-10	(T6)	1-1	5-6	-	-	-	2	0	0	64.6	.412	.684	70.2	.427	1.1	
2001	Steve Robinson	9-21	4-12	(8)	0-1	5-8	-	-	-	0	0	0	69.5	.427	.671	76.3	.453	1.2	
2002	Steve Robinson	12-17	4-12	(T7)	1-1	7-4	-	-	-	2	0	0	71.8	.430	.656	74.0	.441	3.8	
2003	Leonard Hamilton	14-15	4-12	(9)	1-1	9-2	-	-	-	1	0	0	68.1	.432	.672	66.6	.391	-2.3	
2004	Leonard Hamilton	19-14	6-10	(T7)	0-1	13-3	NIT 1-1	-	-	1	0	1	71.5	.438	.686	65.1	.401	1.2	
2005	Leonard Hamilton	12-19	4-12	(T10)	0-1	8-6	-	-	-	0	0	1	68.6	.452	.665	70.0	.430	-1.3	
2006	Leonard Hamilton	20-10	9-7	(5)	0-1	11-2	NIT 1-1	-	-	2	0	1	76.7	.479	.704	69.2	.431	1.8	
2007	Leonard Hamilton	22-13	7-9	(T8)	1-1	15-4	NIT 2-1	-	-	1	1	1	74.5	.481	.758	69.0	.451	-0.2	
2008	Leonard Hamilton	19-15	7-9	(T7)	1-1	11-5	NIT 1-1	-	-	1	0	0	72.1	.443	.773	69.0	.433	-0.5	
2009	Leonard Hamilton	*25-10	10-6	(4)	2-1	13-3	NCAA 0-1	16	22	1	1	1	68.3	.435	.725	64.9	.387	0.9	
2010	Leonard Hamilton	22-10	10-6	(T3)	0-1	12-3	NCAA 0-1	-	-	2	0	2	68.2	.452	.644	60.4	.377	5.2	
2011	Leonard Hamilton	23-11	11-5	(3)	0-1	12-5	NCAA 2-1	-	-	1	0	1	69.1	.435	.665	62.0	.363	4.9	
2012	Leonard Hamilton	25-10	12-4	(3)	3-0	10-7	NCAA 1-1	10	15	1	0	1	69.8	.456	.707	62.9	.381	3.0	
2013	Leonard Hamilton	18-16	9-9	(5)	0-1	9-6	NIT 0-1	-	-	1	0	0	67.0	.444	.735	68.6	.437	-2.4	
2013	Leonard Hamilton	22-14	9-9	(T7)	1-1	12-4	NIT 3-1	-	-	0	0	0	70.9	.466	.722	66.4	.399	1.1	

\*denotes 22 victories later vacated by NCAA penalties.

# Georgia Tech Yellow Jackets

## 2014-15 Yellow Jacket Roster

Bold denotes returning starter

No.	Player	Cl.	Pos.	Hgt.	Wgt.	Hometown
0	Charles Mitchell	Jr.	F	6-8	269	Marietta, Ga.
1	Tadric Jackson	Fr.	G	6-2	215	Tifton, Ga.
2	Chris Bolden	Jr.	G	6-3	223	Tifton, Ga.
<b>3</b>	<b>Marcus Georges-Hunt</b>	<b>Jr.</b>	<b>F</b>	<b>6-5</b>	<b>214</b>	<b>College Park, Ga.</b>
4	Demarco Cox	Sr.	C	6-8	276	Yazoo City, Miss.
<b>5</b>	<b>Corey Heyward</b>	<b>R-So.</b>	<b>G</b>	<b>6-1</b>	<b>214</b>	<b>Duluth, Ga.</b>
10	Travis Jorgenson	Fr.	G	6-0	177	Columbia, Mo.
11	Josh Heath	So.	G	6-2	172	Tampa, Fla.
12	Quinton Stephens	So.	F	6-9	187	Atlanta, Ga.
13	Robert Sampson	S-Rr.	F	6-8	224	Atlanta, Ga.
30	Bernard Woodside	Fr.	G	5-10	179	Tampa, Fla.
31	Aaron Peek	Sr.	F	6-4	204	Atlanta, Ga.
32	Brooks Doyle	Jr.	G	6-4	205	Atlanta, Ga.
34	Abdoulaye Gueye	Fr.	F	6-9	208	Dakar, Senegal
35	Patrick Lamar	Fr.	G	6-0	198	Marietta, Ga.
42	Rand Rowland	So.	F	6-7	206	Cleveland, Ga.
44	Ben Lammers	Fr.	C	6-10	241	San Antonio, Texas
54	Nick Jacobs	Sr.	F	6-8	260	Atlanta, Ga.

**Head Coach:** Brian Gregory (Oakland '90)  
**Associate Head Coach:** Chad Dollar (Milligan '96)  
**Assistants:** Mamadou N'Diaye (Auburn '11)  
 Tom Herrion (Merrimack '89)

## 2014-15 Schedule

Date	Opponent	TV	Time
N14	Georgia	RSN	7:00
N18	Alabama A&M	ESPN3	7:00
N21	IPFW	ESPN3	7:00
N27	vs. Marquette	ESPN2	8:30
	Orlando Classic, Orlando, Fla.		
N28	in Orlando Classic	ESPNN	6:30/9
N30	in Orlando Classic	ESPNN	TBA
D3	at Northwestern	ESPNU	9:15
	ACC/Big Ten Challenge		
D6	USC Upstate	RSN	Noon
D15	Appalachian State	ESPN3	7:00
D20	Vanderbilt	ESPN3	2:00
D23	at Dayton	CBSSN	8:00
D30	Charlotte	ESPN3	7:00
J3	at Notre Dame	ACCN	2:30
J7	Syracuse	ESPNU	7:00
J10	at Wake Forest	ACCN	Noon
J14	Notre Dame	RSN	7:00
J17	at Pittsburgh	ACCN	4:00
J22	at Virginia	ACCN	8:00
J25	Boston College	RSN	1:00
J28	at Miami	RSN	9:00
J31	NC State	ACCN	Noon
F4	at Duke	ESPN2	7:00
F7	Wake Forest	RSN	Noon
F9	at Virginia Tech	ESPNU	9:00
F14	Florida State	ACCN	2:30
F16	Clemson	ESPNU	7:00
F21	at North Carolina	ACCN	Noon
F23	Louisville	ESPN	7:00
F28	at Clemson	ACCN	Noon
M3	North Carolina	ESPNU	7:00
	March 10-14, ACC Tournament, Greensboro (N.C.) Coliseum		

## Tech Tidbits

Head coach Brian Gregory begins his fourth season in Atlanta looking to improve on last season, which saw the Yellow Jackets post a 16-17 overall record and a 6-12 mark in ACC play ... Gregory and Tech will look to fill the void left by the departures of three double-figure scorers in graduated seniors Trae Golden (13.3 ppg) and Daniel Miller (10.9), as well as transfer Robert Carter Jr. (11.4) ... the Yellow Jackets must also replace graduated sixth man Kammeon Holsey (7.5 ppg, 5.0 rpg).

Junior forward Marcus Georges-Hunt ranked second on Georgia Tech's team in scoring last season at 11.7 points per game ... Georges-Hunt was one of two Yellow Jackets to start all 33 games and averaged a team-high 31.2 minutes played per contest ... Tech also returns a pair of experienced guards in junior Chris Bolden and sophomore Corey Heyward ... Bolden averaged 5.4 points while starting 14 games in 2013-14 ... Heyward averaged 1.0 points while making 15 starts.

Overall, the Yellow Jackets return five players who averaged double-figure minutes played: Georges-Hunt, Bolden (24.2), redshirt freshman guard Travis Jorgenson (19.5), Heyward (16.5) and sophomore forward Quinton Stephens (12.8) ... Jorgenson played just 78 minutes before suffering a season-ending injury in 2013-14 and was granted a redshirt year.



## Marcus Georges-Hunt, junior guard

The Yellow Jackets' leading returning scorer (11.7) and rebounder (4.3) from a year ago ... has scored in double-figures 40 times in his career ... recorded multiple assists in 21 of 33 games a year ago, and had four or more rebounds 23 times ... is eighth among returning ACC players with 63 career starts ... averaged 11.4 points and 3.9 assists in 18 ACC games in 2014.

## Returning Numbers

2013-14	PG	Pct.
Points	22.0	.330
Rebounds	10.6	.316
Assists	5.8	.440
Starts	62 of 165	.375

## Team Statistics

Category	ACC	NCAA
Scoring Offense	66.7	11 276
Scoring Defense	66.8	7 83
FG Percentage	.431	11 230
FG Pct Defense	.419	10 88
FT Percentage	.684	9 224
3-Pt FG Pct.	.315	11 273
3-Pt FG PG	5.2	10 275
Steals	5.2	10 273
Blocked Shots	4.2	7 101
Rebound Margin	+2.7	6 97
Turnover Margin	-2.0	14 302

## Brian Gregory

Georgia Tech	(3)	43-52
Dayton	(8)	172-94
Career Totals	(11)	215-146

## Georgia Tech 2013-14 Final Statistics (16-17, 6-12 tied for 11th in ACC)

PLAYER	GP	GS	Min	Avg	FG	FGA	Pct	3FG	FGA	Pct	FT	FTA	Pct	Off	Tot	Avg	PF	DQ	A	TO	BK	ST	Pts	Avg
Trae Golden	31	28	944	3.5	123	310	.397	46	142	.324	119	152	.783	14	80	2.6	60	0	97	62	2	14	411	13.3
ACC Games Only	16	14	479	29.9	64	171	.374	29	88	.330	46	62	.742	8	40	2.5	26	0	44	31	2	7	203	12.7
Marcus Georges-Hunt	33	33	1028	31.2	133	320	.416	29	85	.341	91	135	.674	55	142	4.3	84	4	68	53	5	27	386	11.7
ACC Games Only	18	18	574	31.9	68	178	.382	16	43	.372	54	80	.675	25	71	3.9	49	3	33	31	0	11	206	11.4
Robert Carter Jr.	23	18	616	26.8	100	214	.467	14	53	.264	49	75	.653	44	193	8.4	50	1	26	41	26	18	263	11.4
ACC Games Only	8	3	208	26.0	37	76	.487	7	25	.280	15	22	.682	12	50	6.3	15	0	8	15	5	3	96	12.0
Daniel Miller	33	33	1016	3.8	149	258	.578	0	1	.000	61	99	.616	83	258	7.8	82	3	51	49	80	38	359	10.9
ACC Games Only	18	18	585	32.5	89	158	.563	0	1	.000	36	62	.581	43	138	7.7	44	2	34	29	51	24	214	11.9
Kammeon Holsey	33	15	690	2.9	97	183	.530	0	0	.000	52	77	.675	68	164	5.0	82	1	28	45	9	10	246	7.5
ACC Games Only	18	15	419	23.3	58	106	.547	0	0	.000	22	36	.611	35	81	4.5	44	0	19	26	4	5	138	7.7
Solomon Poole	14	5	245	17.5	33	85	.388	20	57	.351	3	5	.600	3	15	1.1	23	0	29	27	2	3	89	6.4
ACC Games Only	2	0	20	1.0	2	8	.250	1	6	.167	0	0	.000	0	1	0.5	2	0	2	6	0	0	5	2.5
Chris Bolden	30	14	725	24.2	59	198	.298	32	105	.305	13	19	.684	15	73	2.4	54	0	38	33	3	17	163	5.4
ACC Games Only	18	7	474	26.3	40	118	.339	25	70	.357	10	13	.769	10	50	2.8	33	0	26	21	2	10	115	6.4
Travis Jorgenson	4	0	78	19.5	5	16	.313	2	5	.400	5	6	.833	1	8	2.0	2	0	10	9	0	5	17	4.3
ACC Games Only	0	0	0	0.0	0	0	.000	0	0	.000	0	0	.000	0	0	0.0	0	0	0	0	0	0	0	0.0
Quinton Stephens	32	0	408	12.8	43	114	.377	15	47	.319	13	16	.813	24	68	2.1	44	3	25	20	8	9	114	3.6
ACC Games Only	18	0	279	15.5	28	72	.389	13	37	.351	6	6	1.000	12	39	2.2	30	3	17	13	3	6	75	4.2
Stacey Poole Jr.	25	0	209	8.4	30	69	.435	5	17	.294	20	31	.645	6	25	1.0	22	0	9	15	1	6	85	3.4
ACC Games Only	13	0	97	7.5	12	28	.429	0	4	.000	8	11	.727	4	13	1.0	13	0	1	8	0	2	32	2.5
Jason Morris	9	4	103	11.4	8	29	.276	3	14	.214	1	5	.200	4	24	2.7	14	0	3	7	0	1	20	2.2
ACC Games Only	6	3	73	12.2	6	20	.300	3	9	.333	0	2	.000	2	17	2.8	10	0	1	3	0	1	15	2.5
Corey Heyward	32	15	527	16.5	10	35	.286	6	14	.429	6	13	.462	10	49	1.5	59	0	45	26	4	22	32	1.0
ACC Games Only	18	12	371	2.6	7	25	.280	5	9	.556	2	5	.400	7	39	2.2	36	0	34	17	2	11	21	1.2
Brooks Doyle	8	0	36	4.5	3	9	.333	1	6	.167	0	0	.000	0	4	0.5	7	0	3	2	0	0	7	0.9
ACC Games Only	4	0	21	5.3	1	5	.200	0	4	.000	0	0	.000	0	1	0.3	4	0	0	1	0	0	2	0.5
Aaron Peek	3	0	9	3.0	1	3	.333	0	1	.000	0	0	.000	1	3	1.0	1	0	0	0	0	0	2	0.7
ACC Games Only	0	0	0	0.0	0	0	.000	0	0	.000	0	0	.000	0	0	0.0	0	0	0	0	0	0	0	0.0
Ron Wamer	10	0	34	3.4	2	4	.500	0	2	.000	2	3	.667	0	4	0.4	1	0	2	3	0	0	6	0.6
ACC Games Only	5	0	25	5.0	1	2	.500	0	1	.000	2	3	.667	0	3	0.6	1	0	2	1	0	0	4	0.8
Colin Gurry	3	0	7	2.3	0	0	.000	0	0	.000	0	0	.000	0	0	0.0	0	0	0	1	0	1	0	0.0
ACC Games Only	0	0	0	0.0	0	0	.000	0	0	.000	0	0	.000	0	0	0.0	0	0	0	0	0	0	0	0.0
<b>Total</b>	<b>33</b>				<b>796</b>	<b>1847</b>	<b>.431</b>	<b>173</b>	<b>549</b>	<b>.315</b>	<b>435</b>	<b>636</b>	<b>.684</b>	<b>373</b>	<b>1187</b>	<b>36.0</b>	<b>586</b>	<b>12</b>	<b>434</b>	<b>399</b>	<b>140</b>	<b>171</b>	<b>2200</b>	<b>66.7</b>
ACC Games Only	18				413	967	.427	99	297	.333	201	302	.666	177	583	32.4	308	8	221	207	69	80	1126	62.6
<b>Opponents</b>	<b>33</b>				<b>761</b>	<b>1815</b>	<b>.419</b>	<b>197</b>	<b>594</b>	<b>.332</b>	<b>485</b>	<b>688</b>	<b>.705</b>	<b>328</b>	<b>1097</b>	<b>33.2</b>	<b>576</b>	<b>10</b>	<b>399</b>	<b>334</b>	<b>121</b>	<b>205</b>	<b>2204</b>	<b>66.8</b>
ACC Games Only	18				434	972	.447	102	295	.346	250	350	.714	173	596	33.1	282	4	220	164	61	100	1220	67.8


## 2013-14 Game Results

Results	GT AP	USA	Opp AP	USA	W/L	Score	GT FGs	GT FG%	GT 3FGs	GT FTs	GT FT%	Opp FGs	Opp FG%	Opp 3FGs	Opp FT%	Reb Mar	TO GT/Op	Half
N8 Presbyterian					W	88-57	35-69	.507	5-19	13-20	.650	20-59	.339	6-20	.733	+15	6/13	42-32
N11 Delaware					W	68-50	24-45	.533	2-10	18-20	.900	19-56	.339	6-22	.667	+2	12/12	31-18
N15 at Georgia					W	80-71	26-67	.388	4-14	24-31	.774	23-60	.383	6-20	.655	+9	12/13	43-38
N20 Dayton					L	72-82	24-53	.453	3-14	21-27	.778	27-57	.474	8-26	.800	+7	19/11	32-39
N24 North Carolina A&T					W	78-71	22-50	.440	5-15	29-46	.630	20-50	.400	10-22	.677	+2	10/14	33-37
N26 Mississippi Valley State					W	76-59	31-61	.508	5-14	9-17	.529	20-62	.323	11-29	.571	+21	15/11	41-14
N29 #Mississippi					L	67-77	23-63	.365	7-20	14-22	.636	27-62	.435	8-21	.714	+2	12/10	21-35
N30 #St. John's					L	58-69	20-54	.370	6-16	12-14	.857	19-43	.442	4-12	.771	+6	20/13	31-24
D3 Illinois					W	67-64	23-56	.411	6-19	15-19	.789	23-55	.418	7-23	.733	+3	9/11	36-33
D7 East Tennessee State					W	87-57	33-65	.313	10-23	11-14	.786	21-67	.313	4-22	.733	+10	17/15	44-23
D16 Kennesaw State					W	74-57	27-59	.458	2-11	18-29	.621	21-55	.382	2-16	.464	+9	11/11	38-26
D21 at Vanderbilt					L	63-76	25-65	.385	4-25	9-16	.563	26-52	.500	7-15	.586	+2	11/9	31-29
D29 at Charlotte					W	58-55	23-51	.451	4-17	8-10	.800	20-60	.333	6-18	.643	+9	16/8	27-24
J4 at Maryland					L	61-77	23-60	.383	5-19	10-15	.667	28-60	.467	10-19	.647	+2	11/6	29-43
J7 at Duke			16	13	L	57-79	26-53	.491	5-16	0-6	.000	24-51	.471	9-20	.880	-8	11/7	33-34
J11 Notre Dame					W	74-69	27-63	.429	7-21	13-20	.650	28-70	.400	6-24	.776	+1	11/8	39-35
J14 Pittsburgh			22	21	L	74-81	26-57	.456	8-22	14-19	.737	29-51	.569	2-7	.677	-20	12/14	35-32
J18 Miami					L	42-56	14-44	.295	4-20	12-18	.667	20-43	.465	3-14	.684	-4	11/13	17-27
J21 at Boston College					W	68-60	25-48	.521	8-15	10-13	.769	21-52	.404	8-23	.769	+12	10/4	42-27
J26 at NC State					L	ot 78-80	28-65	.431	6-18	16-23	.696	32-60	.533	5-13	.550	+11	14/10	40-35
J29 North Carolina					L	65-78	23-55	.418	4-17	15-26	.577	28-63	.444	5-13	.739	-12	10/6	26-25
F1 at Wake Forest					W	79-70	26-53	.491	6-13	21-26	.808	20-49	.408	3-15	.818	+9	19/16	41-34
F4 at Clemson					L	41-45	16-46	.348	2-7	7-11	.636	15-47	.319	2-13	.684	-2	14/15	22-25
F8 Virginia			20	21	L	45-64	18-49	.367	6-15	3-13								



## Brian Gregory, Georgia Tech Head Coach

Brian Gregory, whose tenure includes a successful stint as head coach at Dayton and who worked under Tom Izzo at Michigan State when the Spartans won the 2000 NCAA championship, is set to enter his fourth year at Georgia Tech ... Gregory's first season saw Tech score victories over a pair of NCAA Tournament teams in VCU and NC State, both away from home, and defeat Georgia in Athens for the program's first victory there in 35 years ... Tech has won 16 games each of the past two seasons, something the Yellow Jackets have not accomplished in back-to-back years since 2003-04 and only once since the mid-1990s ... Tech also has beaten a top-10 team on the road each of the past two seasons (No. 6 Miami in 2013, No. 7 Syracuse in 2014) and won three ACC road games each of the past two years after winning a total of three in the four years before that ... if not for a series of significant injuries to five contributing players during the 2013-14 season, the Yellow Jackets could have exhibited significant improvement in the win column as well ... the Yellow Jackets have now defeated rival Georgia for three straight years, something Tech hasn't done since the early 1990s, and beaten the Bulldogs twice in a row in Athens for the first time since 1961 ... Gregory coached eight seasons at Dayton, where he compiled a record of 172-94 and participated in the NCAA Tournament or NIT five times ... his 2003-04 and 2008-09 teams earned NCAA Tournament berths and in 2010 the Flyers captured the NIT crown after beating North Carolina in the championship game ... the 1990 Oakland (Mich.) University graduate won 150 games faster (seven seasons) than any coach in Dayton history ... over his last four seasons at the school combined, his teams went 13-4 against BCS-level teams ... every senior who played for Gregory at Dayton graduated (30-of-30).



### Gregory Year by Year

Year	School	Overall	W-L	Conference Finish	Post-Season	Year	School	Overall	W-L	Conference Finish	Post-Season
2003-04	Dayton	24-9	12-4	1-East	NCAA 0-1	2009-10	Dayton	25-12	8-8	7th	NIT 5-0
2004-05	Dayton	18-11	10-6	t2-East	x	2010-11	Dayton	22-14	7-9	t8th	NIT 0-1
2005-06	Dayton	14-17	6-10	t11th	x	2011-12	Georgia Tech	11-20	4-12	t9th	x
2006-07	Dayton	19-12	8-8	t7th	x	2012-13	Georgia Tech	16-15	6-12	t9th	x
2007-08	Dayton	23-11	8-8	t7th	NIT 2-1	2013-14	Georgia Tech	16-17	6-12	t11th	x
2008-09	Dayton	27-8	11-5	t2nd	NCAA 1-1						

School	Years	Overall W-L	Overall Pct.	Conf. Games W-L	Conf. Games Pct.	ACC Tournament W-L	ACC Tournament Pct.	NCAA Tournament W-L	NCAA Tournament Pct.	NIT Games W-L	NIT Games Pct.	
Dayton	(8)	2004-2011	172-94	.647	75-58	.564	x	x	1-2	.333	7-2	.778
Georgia Tech	(3)	2012-2014	43-52	.453	16-36	.308	1-3	.750	x	x	x	x
<b>Totals</b>	<b>(11)</b>	<b>2000-2014</b>	<b>215-146</b>	<b>.596</b>	<b>91-94</b>	<b>.492</b>	<b>1-3</b>	<b>.750</b>	<b>1-2</b>	<b>.333</b>	<b>7-2</b>	<b>.778</b>

### Georgia Tech Coaching Records

Career Records					ACC Tournament										
	Rank	Years	W	L	Pct.		Rank	Years	W	L	Pct.				
1.	Chapman	(2)	1905-1906	2	1	.667	1.	Bobby Cremins	(19)	1982-2000	15	16	.484		
2.	John Heisman	(3)	1909/13-14	9	14	.391	2.	Paul Hewitt	(11)	2001-2011	9	11	.450		
3.	William Alexander	(4)	1920/22-24	36	38	.486	3.	Brian Gregory	(3)	2013-2014	1	3	.250		
4.	Joe Bean	(1)	1921	4	10	.286	4.	Dwane Morrison	(2)	1980-1981	0	2	.000		
5.	Harold Hansen	(2)	1925-1926	10	23	.303	<b>NCAA Tournament</b>								
6.	Roy Mundorff	(17)	1927-1943	173	134	.564									
7.	Dwight Keith	(4)	1944-1946	35	21	.625	1.	Paul Hewitt	(5)	7	5	.583			
8.	Roy McArthur	(4)	1947-1951	57	72	.442	2.	Bobby Cremins	(10)	15	11	.577			
9.	John Hyder	(22)	1952-1973	292	271	.519	3.	John Hyder	(1)	1	1	.500			
10.	Dwane Morrison	(8)	1974-1981	91	122	.427	<b>NIT Tournament</b>								
11.	Bobby Cremins	(19)	1982-2000	354	237	.599									
12.	Paul Hewitt	(11)	2001-2011	190	162	.540	1.	John Hyder	(2)	4	2	.667			
13.	Brian Gregory	(23)	2012-2013	43	52	.453		Paul Hewitt	(1)	2	1	.667			
<b>ACC Games Only</b>										2.	Bobby Cremins	(4)	2	4	.333
1.	Bobby Cremins	(19)	1982-2000	134	150	.472									
2.	Paul Hewitt	(11)	2001-2011	72	104	.409									
3.	Brian Gregory	(3)	2012-2014	16	36	.308									
4.	Dwane Morrison	(2)	1980-1981	1	27	.036									

## Georgia Tech (1954-2014)

Year	Head Coach	Overall	SEC	Finish	SEC Trn.	Non Conf.	Post-Season	Final AP	Final Coach	All-SEC	All-Am.	NBA Draft	PPG Offense	FG%	FT%	PPG Defense	Opp. FG%	Reb. Mar.	
<b>Member of Southeastern Conference</b>																			
1954	John Hyder	2-22	0-14	(12)	-	2-8	-	-	-	0	0	0	60.8	-	-	76.2	-	-	
1955	John Hyder	12-13	7-7	(6)	-	5-6	-	-	-	1	0	0	71.0	.345	.667	77.3	.367	4.3	
1956	John Hyder	12-11	6-8	(6)	-	6-3	-	-	-	1	0	0	72.1	.348	.670	75.4	.365	-3.0	
1957	John Hyder	18-8	9-5	(3)	-	9-3	-	-	-	1	0	0	77.4	.362	.696	73.3	.367	2.7	
1958	John Hyder	15-11	7-7	(6)	-	8-4	-	-	-	3	0	0	69.9	.359	.696	66.3	.381	2.1	
1959	John Hyder	17-9	9-5	(4)	-	9-4	-	-	-	2	0	0	72.2	.376	.717	68.5	.357	0.3	
1960	John Hyder	22-6	11-3	(2)	-	11-3	NCAA 1-1	13	8	2	1	1	69.3	.408	.710	59.8	.356	-3.5	
1961	John Hyder	13-13	6-8	(6)	-	7-5	-	-	-	1	1	1	64.3	.376	.732	63.9	.425	-1.1	
1962	John Hyder	10-16	4-10	(10)	-	6-6	-	-	-	0	0	0	62.5	.372	.660	65.0	.412	-1.9	
1963	John Hyder	21-5	10-4	(2)	-	11-1	-	-	-	2	0	0	70.8	.407	.734	65.5	.416	0.7	
1964	John Hyder	17-9	9-5	(2)	-	8-4	-	-	-	2	0	0	74.8	.422	.720	72.7	.405	-3.6	
<b>Independent</b>																			
1965	John Hyder	14-11	-	-	-	14-11	-	-	-	0	2	0	74.0	.419	.731	73.9	.454	-1.8	
1966	John Hyder	13-13	-	-	-	13-13	-	-	-	0	0	0	80.3	.444	.727	76.9	.474	-4.5	
1967	John Hyder	17-9	-	-	-	17-9	-	-	-	0	0	0	82.1	.494	.732	75.2	.465	-3.8	
1968	John Hyder	12-13	-	-	-	12-13	-	-	-	0	1	0	73.8	.454	.761	72.0	.450	-4.9	
1969	John Hyder	12-13	-	-	-	12-13	-	-	-	0	0	0	74.8	.464	.718	72.8	.441	1.7	
1970	John Hyder	17-10	=-	-	-	17-10	NIT 1-1	-	-	1	1	1	81.6	.511	.744	74.6	.459	2.2	
1971	John Hyder	23-9	-	-	-	23-9	NIT 3-1	-	-	1	1	1	78.6	.457	.705	72.0	.433	-5.6	
1972	John Hyder	6-20	-	-	-	6-20	-	-	-	0	0	0	72.1	.435	.677	84.4	.466	-9.9	
1973	John Hyder	7-18	-	-	-	7-18	-	-	-	0	0	0	76.3	.448	.731	83.3	.476	-6.3	
1974	Dwane Morrison	5-21	-	-	-	5-21	-	-	-	0	0	0	74.4	.400	.713	85.3	.491	-5.7	
1975	Dwane Morrison	11-15	-	-	-	11-15	-	-	-	0	0	0	74.4	.443	.669	82.5	.467	3.5	
<b>Member of Metro Conference</b>																			
1976	Dwane Morrison	13-14	0-1	(T5)	1-1	13-13	-	-	-	0	0	0	68.9	.481	.681	68.0	.485	-1.7	
1977	Dwane Morrison	18-10	3-3	(T3)	2-1	15-7	-	-	-	2	0	0	70.2	.481	.768	66.9	.481	3.9	
1978	Dwane Morrison	15-12	6-6	(T4)	1-1	9-6	-	-	-	2	0	0	71.6	.486	.754	65.9	.495	0.8	
<b>Independent</b>																			
1979	Dwane Morrison	17-9	-	-	-	17-9	-	-	-	0	2	0	76.3	.497	.747	64.1	.458	1.6	
<b>Member of Atlantic Coast Conference</b>																			
1980	Dwane Morrison	8-18	1-13	(8)	0-1	7-4	-	-	-	0	0	1	57.0	.490	.729	59.9	.494	1.7	
1981	Dwane Morrison	4-23	0-14	(8)	0-1	4-8	-	-	-	0	0	0	55.7	.437	.611	71.5	.499	-0.1	
1982	Bobby Cremins	10-16	3-11	(8)	0-1	7-4	-	-	-	1	0	1	59.4	.529	.649	60.7	.481	1.8	
1983	Bobby Cremins	13-15	4-10	(6)	1-1	8-4	-	-	-	1	0	1	71.8	.452	.698	73.2	.464	-0.9	
1984	Bobby Cremins	18-11	6-8	(T5)	0-1	12-2	NIT 0-1	-	-	1	1	0	69.8	.509	.706	64.5	.447	0.9	
1985	Bobby Cremins	27-8	9-5	(T1)	3-0	15-3	NCAA 3-1	6	6	2	1	1	69.9	.516	.708	60.9	.443	3.4	
1986	Bobby Cremins	27-7	11-3	(2)	2-1	14-3	NCAA 2-1	6	6	3	2	2	75.1	.546	.728	63.5	.449	2.5	
1987	Bobby Cremins	16-13	7-7	(5)	0-1	9-5	NCAA 0-1	-	-	2	0	1	70.7	.489	.760	68.5	.466	2.4	
1988	Bobby Cremins	22-10	8-6	(4)	0-1	14-3	NCAA 1-1	-	-	3	0	1	81.7	.503	.721	74.0	.461	-0.9	
1989	Bobby Cremins	20-12	8-6	(5)	0-1	12-5	NCAA 0-1	-	-	3	1	1	80.2	.496	.758	74.2	.456	3.3	
1990	Bobby Cremins	28-7	8-6	(T3)	3-0	17-1	NCAA 4-1	9	7	3	2	2	88.5	.496	.708	80.8	.457	0.2	
1991	Bobby Cremins	17-13	6-8	(T5)	0-1	11-4	NCAA 1-1	-	-	2	1	1	82.5	.473	.668	77.0	.421	2.4	
1992	Bobby Cremins	23-12	8-8	(T4)	1-1	14-3	NCAA 2-1	-	-	2	0	2	80.4	.484	.670	74.5	.419	2.7	
1993	Bobby Cremins	19-11	8-8	(6)	3-0	8-3	NCAA 0-1	18	20	1	0	1	77.7	.494	.684	75.2	.428	2.7	
1994	Bobby Cremins	16-13	7-9	(5)	0-1	9-4	NIT 0-1	-	-	2	0	0	75.9	.450	.698	74.1	.429	-1.7	
1995	Bobby Cremins	18-12	8-8	(5)	0-1	10-3	-	-	-	2	0	1	80.0	.470	.720	73.4	.451	-1.2	
1996	Bobby Cremins	24-12	13-3	(1)	2-1	9-7	NCAA 2-1	13	15	3	1	2	80.2	.477	.703	76.0	.451	-0.2	
1997	Bobby Cremins	9-18	3-13	(9)	0-1	6-4	-	-	-	1	0	1	61.5	.396	.654	64.3	.440	2.4	
1998	Bobby Cremins	19-14	6-10	(T6)	0-1	13-3	NIT 2-1	-	-	1	1	1	76.3	.440	.683	72.2	.410	1.2	
1999	Bobby Cremins	15-16	6-10	(T5)	0-1	9-5	NIT 0-1	-	-	1	0	1	67.3	.411	.621	72.2	.429	-2.5	
2000	Bobby Cremins	13-17	5-11	(8)	0-1	8-5	-	-	-	1	0	1	70.6	.408	.683	71.4	.425	2.2	
2001	Paul Hewitt	17-13	8-8	(T5)	1-1	8-4	NCAA 0-1	-	-	1	0	1	75.6	.426	.690	72.9	.407	-2.5	
2002	Paul Hewitt	15-16	7-9	(T5)	0-1	8-6	-	-	-	1	0	0	76.5	.431	.692	76.6	.449	1.7	
2003	Paul Hewitt	16-15	7-9	(5)	0-1	9-5	NIT 2-1	-	-	2	0	1	74.1	.450	.681	69.8	.425	3.4	
2004	Paul Hewitt	28-10	9-7	(T3)	1-1	18-2	NCAA 5-1	14	15	2	0	0	76.6	.465	.692	67.2	.388	0.1	
2005	Paul Hewitt	20-12	8-8	(T4)	2-1	10-3	NCAA 1-1	25	25	1	1	1	74.1	.452	.691	66.7	.391	2.4	
2006	Paul Hewitt	11-17	4-12	(T10)	0-1	7-4	-	-	-	0	0	0	71.9	.460	.667	72.1	.441	4.4	
2007	Paul Hewitt	20-12	8-8	(T6)	0-1	12-4	NCAA 0-1	-	-	1	0	2	78.6	.490	.681	69.4	.438	5.7	
2008	Paul Hewitt	15-17	7-9	(T7)	1-1	7-7	-	-	-	0	0	0	77.6	.471	.701	76.0	.452	-0.8	
2009	Paul Hewitt	12-19	2-14	(12)	1-1	9-4	-	-	-	1	0	0	71.2	.436	.630	71.5	.416	2.2	
2010	Paul Hewitt	23-13	7-9	(7)	3-1	13-3	NCAA 1-1	-	-	1	0	2	72.8	.459	.657	65.7	.384	4.8	
2011	Paul Hewitt	13-18	5-11	(T10)	0-1	8-6	-	-	-	1	0	1	67.8	.405	.689	67.1	.440	1.0	
2012	Brian Gregory	11-20	4-12	(T9)	0-1	7-7	-	-	-	0	0	0	60.2	.427	.654	62.6	.403	3.5	
2013	Brian Gregory	16-15	6-12	(T9)	0-1	10-2	-	-	-	0	0	0	64.3	.419	.635	62.4	.401	2.8	
2014	Brian Gregory	16-17	6-12	(T11)	1-1	9-4	-	-	-	1	0	0	66.7	.431	.684	66.8	.419	2.8	

# Louisville Cardinals



## 2014-15 Cardinals Roster

Bold denotes returning starter

No.	Player	Cl.	Pos.	Hgt.	Wgt.	Hometown
0	Terry Rozier	So.	G	6-1	190	Youngstown, Ohio
1	Anton Gill	So.	G	6-3	190	Raleigh, N.C.
2	Quentin Snider	Fr.	G	6-1	180	Louisville, Ky.
<b>3</b>	<b>Chris Jones</b>	<b>Sr.</b>	<b>G</b>	<b>5-10</b>	<b>175</b>	<b>Memphis, Tenn.</b>
4	Dillon Avare	Fr.	G	6-0	150	Lexington, Ky.
5	Matz Stockman	Fr.	F/C	7-0	240	Oslo, Norway
10	Jaylen Johnson	Fr.	F	6-9	215	Ypsilanti, Mich.
12	Mangok Mathiang	So.	F/C	6-10	220	Melbourne, Australia
14	Anas Mahmoud	Fr.	F	7-0	200	Cairo, Egypt
15	Trent Gilbert	Fr.	G	5-10	175	Georgetown, Ky.
21	Shaqquan Aaron	Fr.	G	6-7	170	Seattle, Wash.
22	Akoy Agau	So.	F	6-8	230	Omaha, Neb.
23	David Levitch	So.	G	6-3	180	Goshen, Ky.
<b>24</b>	<b>Montrezl Harrell</b>	<b>Jr.</b>	<b>F</b>	<b>6-8</b>	<b>240</b>	<b>Tarboro, N.C.</b>
25	Wayne Blackshear	Sr.	G/F	6-5	215	Chicago, Ill.
32	Chinanu Onuaku	Fr.	F/C	6-10	230	Lanham, Md.

**Head Coach:** Rick Pitino (Massachusetts '74)  
**Assistants:** Wyking Jones (Loyola-Marymount '95)  
 Mike Balado (St. Thomas '98)  
 Kenny Johnson (Maryland '99)

## 2014-15 Schedule

Date	Opponent	TV	Time
N14	vs. Minnesota	ESPN	7:30
	Armed Forces Classic, Borinquen, P.R.		
N17	Jacksonville State	ESPN3	7:00
	Global Sports Showcase		
N21	Marshall	ESPNU	9:00
	Global Sports Showcase		
N24	Savannah State	ESPN3	7:00
	Global Sports Showcase		
N26	Cleveland State	ESPN3	7:00
	Global Sports Showcase		
D2	Ohio State	ESPN	9:30
	ACC/Big Ten Challenge		
D5	Florida International	RSN	7:00
D9	vs. Indiana	ESPN	9:00
	Jimmy V Classic, New York, N.Y.		
D14	UNC-Wilmington	ESPNU	6:00
D20	at Western Kentucky	FoxSpts1	Noon
D23	CSU-Northridge	ESPNU	7:00
D27	Kentucky	ESPN2	2:00
D30	Long Beach	ESPN3	7:00
J4	at Wake Forest	ESPN2	8:00
J7	Clemson	ACCN	9:00
J10	at North Carolina	ESPN	2:00
J13	Virginia Tech	RSN	7:00
J17	Duke	ESPN/2	Noon
J25	at Pittsburgh	CBS	4:00
J28	at Boston College	ACCN	9:00
J31	North Carolina	ESPN/2	4/7:00
F3	at Miami	ACCN	8:00
F7	at Virginia	ESPN/2	6:00
F11	Pittsburgh	ACCN	8:00
F14	NC State	ESPN/2	4:00
F18	at Syracuse	ESPN/2	7:00
F21	Miami	ESPN/2	2:00
F23	at Georgia Tech	ESPN	7:00
F28	at Florida State	ESPN/2	TBA
M4	Notre Dame	ESPN2	7:00
M7	Virginia	ESPN/2	TBA
	March 10-14, ACC Tournament, Greensboro (N.C.) Coliseum		

## Cardinal Rules

Hall of Fame head coach Rick Pitino, entering his 14th season at the helm of the program, leads Louisville into its first year in the Atlantic Coast Conference ... the Cardinals are coming off a season in which they reached at least the NCAA Sweet 16 for the fourth-consecutive season and capped the year with a 31-6 record that included American Athletic Conference regular-season and tournament titles ... Pitino, entering his 30th season overall as a college head coach, needs five wins to become the 20th coach to reach 700 wins at the NCAA Division I level ... the Cardinals are set to welcome back a pair of double-figure scorers in junior forward Montrezl Harrell (14.0 points, 8.4 rebounds per game) and senior guard Chris Jones (10.2 ppg).

Despite the loss of three starters, Louisville returns five players who started a combined 106 games in 2013-14: Harrell (37), Jones (27), senior forward Wayne Blackshear (18), sophomore center Mangok Mathiang (14) and sophomore guard Terry Rozier (10).

Harrell produced 12 double-doubles a year ago, including 11 in the final 22 games. He was named to the AAC all-tournament team, totaling 22 points, 11 rebounds and three blocked shots in the championship game against UConn ... his 97 dunks during the 2013-14 season shattered the previous season record of 59 and his 141 dunks in two seasons ranks third on the UofL career list.



## Montrezl Harrell, junior forward

A first-team All-American Athletic Conference selection and the league's Most Improved Player a year ago after averaging 14.0 points, 8.4 rebounds ... led the AAC and finished sixth nationally in field goal percentage (.609) ... named to the league's all-tournament team after averaging 15.7 points, 7.0 rebounds and shooting .636 percent in the three games ... had 12 double-doubles in 2014, including 11 in the final 22 games.

## Returning Numbers

2013-14	PG	Pct.
Points	43.5	.537
Rebounds	21.2	.564
Assists	7.0	.454
Starts	96 of 185	.518

## Team Statistics

Category	AAC	NCAA
Scoring Offense	81	1 12
Scoring Defense	61.1	2 15
FG Percentage	.471	3 37
FG Pct Defense	.396	4 20
FT Percentage	.661	8 290
3-Pt FG Pct.	.368	2 70
3-Pt FG PG	7.8	1 44
Steals	10	1 2
Blocked Shots	4.7	5 62
Rebound Margin	+3.0	4 84
Turnover Margin	+6.7	1 1

## Rick Pitino

Louisville	(13)	341-117
Kentucky	(8)	219-50
Providence	(2)	42-32
Boston University	(5)	91-51
Hawaii (interim)	(1)	2-4
Career Totals	(29)	695-245



## Louisville 2013-14 Final Statistics (31-6, 15-3 t1st in AAC)

PLAYER	GP	GS	Min	Avg	FG	FGA	Pct	3FG	FGA	Pct	FT	Pct	Off	Tot	Avg	PF	DQ	A	TO	BK	ST	Pts	Avg	
Smith, Russ	37	36	1083	29.3	225	481	.468	70	181	.387	153	.705	29	122	3.3	92	1	172	105	4	74	673	18.2	
AAC Games Only	18	18	533	29.6	106	216	.491	37	78	.474	75	.707	15	67	3.7	44	1	84	52	2	42	324	18.0	
Harrell, Montrezl	37	37	1084	29.3	223	366	.609	2	3	.667	71	.153	120	311	8.4	89	3	45	53	49	38	519	14.0	
AAC Games Only	18	18	579	32.2	122	205	.595	1	2	.500	34	.77	60	154	8.6	44	1	24	28	29	20	279	15.5	
Hancock, Luke	36	21	861	23.9	124	304	.408	68	197	.345	126	.152	829	22	95	2.6	95	2	79	53	7	36	442	12.3
AAC Games Only	18	15	485	26.9	77	172	.448	43	110	.391	66	.82	805	10	56	3.1	54	2	49	34	3	19	263	14.6
Jones, Chris	33	27	845	25.6	117	296	.395	43	114	.377	61	.79	.772	25	77	2.3	79	1	96	47	2	73	338	10.2
AAC Games Only	15	12	362	24.1	37	108	.343	14	44	.318	23	.29	.793	8	24	1.6	40	1	47	25	0	35	111	7.4
Blackshear, Wayne	36	18	707	19.6	93	215	.433	45	114	.395	64	.86	.744	20	111	3.1	84	3	26	21	19	32	295	8.2
AAC Games Only	17	5	335	19.7	45	97	.464	20	48	.417	22	.36	.611	10	56	3.3	44	2	17	12	11	10	132	7.8
Behanan, Chane	12	0	223	18.6	35	55	.636	0	0	.000	21	.47	.447	36	75	6.3	22	0	12	16	3	11	91	7.6
AAC Games Only	0	0	0	0	0	0	.000	0	0	.000	0	0	.000	0	0	0.0	0	0	0	0	0	0	0	0.0
Rozier, Terry	37	10	699	18.9	93	232	.401	36	97	.371	37	.52	.712	28	114	3.1	54	0	67	22	2	38	259	7.0
AAC Games Only	18	5	388	21.6	56	131	.427	22	54	.407	24	.33	.727	18	58	3.2	32	0	35	14	0	27	158	8.8
Mathiang, Mangok	37	14	545	14.7	47	89	.528	0	0	.000	39	.63	.619	68	132	3.6	64	1	15	24	51	13	133	3.6
AAC Games Only	18	7	236	13.1	22	41	.537	0	0	.000	14	.18	.778	23	51	2.8	35	1	6	16	22	9	58	3.2
Van Treese, Stephan	37	21	800	21.6	44	69	.638	1	2	.500	17	.29	.586	102	212	5.7	83	2	27	22	30	37	106	2.9
AAC Games Only	18	9	421	23.4	22	35	.629	0	0	.000	7	.16	.438	49	102	5.7	41	0	16	12	15	17	51	2.8
Henderson, Tim	34	1	222	6.5	22	51	.431	14	39	.359	4	.6	.667	6	26	0.8	22	0	17	4	0	9	62	1.8
AAC Games Only	17	1	125	7.4	11	24	.458	5	17	.294	2	.4	.500	3	13	0.8	13	0	7	3	0	3	29	1.7
Ware, Kevin	9	0	53	5.9	6	16	.375	0	2	.000	3	.6	.500	1	5	0.6	7	0	3	6	1	3	15	1.7
AAC Games Only	0	0	0	0	0	0	.000	0	0	.000	0	0	.000	0	0	0.0	0	0	0	0	0	0	0	0.0
Gill, Anton	24	0	136	5.7	11	34	.324	6	25	.240	4	.12	.333	3	16	0.7	16	1	5	3	0	4	32	1.3
AAC Games Only	12	0	75	6.3	4	17	.235	3	13	.231	0	.2	.000	1	5	0.4	6	0	3	1	0	3	11	0.9
Agau, Akoy	19	0	95	5	7	9	.778	0	1	.000	3	.10	.300	5	21	1.1	9	0	1	7	5	1	17	0.9
AAC Games Only	8	0	40	5	4	5	.800	0	0	.000	3	.10	.300	2	8	0.1	6	0	0	3	2	1	11	1.4
Levitch, David	18	0	47	2.6	4	15	.267	3	8	.375	5	.8	.625	0	6	0.3	7	0	3	3	0	1	16	0.9
AAC Games Only	9	0	21	2.3	2	8	.250	1	3	.333	3	.4	.750	0	20	.2	6	0	3	1	0	0	8	0.9
<b>Total</b>	<b>37</b>				<b>1051</b>	<b>2232</b>	<b>.471</b>	<b>288</b>	<b>783</b>	<b>.368</b>	<b>608</b>	<b>.920</b>	<b>.661</b>	<b>503</b>	<b>1396</b>	<b>37.7</b>	<b>723</b>	<b>14</b>	<b>568</b>	<b>391</b>	<b>173</b>	<b>370</b>	<b>2998</b>	<b>81</b>
<b>AAC Games Only</b>	<b>18</b>				<b>508</b>	<b>1059</b>	<b>.480</b>	<b>146</b>	<b>369</b>	<b>.396</b>	<b>273</b>	<b>.418</b>	<b>.653</b>	<b>215</b>	<b>633</b>	<b>35.2</b>	<b>365</b>	<b>8</b>	<b>291</b>	<b>202</b>	<b>84</b>	<b>186</b>	<b>1435</b>	<b>79.7</b>
<b>Opponents</b>	<b>37</b>				<b>786</b>	<b>1983</b>	<b>.396</b>	<b>170</b>	<b>594</b>	<b>.286</b>	<b>518</b>	<b>.761</b>	<b>.681</b>	<b>434</b>	<b>1285</b>	<b>34.7</b>	<b>755</b>	<b>-</b>	<b>387</b>	<b>638</b>	<b>103</b>	<b>169</b>	<b>2262</b>	<b>61.1</b>
<b>AAC Games Only</b>	<b>18</b>				<b>378</b>	<b>950</b>	<b>.398</b>	<b>77</b>	<b>282</b>	<b>.273</b>	<b>288</b>	<b>.400</b>	<b>.720</b>	<b>214</b>	<b>628</b>	<b>34.9</b>	<b>359</b>	<b>6</b>	<b>208</b>	<b>304</b>	<b>55</b>	<b>89</b>	<b>1121</b>	<b>62.3</b>

## 2013-14 Game Results

Results	AP	UL USA	Opp AP	Opp USA	W/L	Score	UL FGs	UL FG%	UL FTs	UL FT%	Opp FGs	Opp FG%	Opp FT%	Reb Mar	TO UL/Op	Half
N9 College of Charleston	3	3			W	70-48	25-68	.382	14-23	.609	20-48	.417	.400	+3	3/21	29-27
N12 Hofstra	3	3			W	97-69	35-68	.515	12-31	.625	25-55	.455	.714	-1	5/22	46-31
N15 Cornell	3	3			W	99-54	36-61	.590	18-34	.529	19-65	.292	.529	+12	10/19	53-14
N19 Hartford	3	2			W	87-48	31-62	.500	18-26	.692	18-43	.419	.571	+6	7/25	42-21
N23 *Fairfield	3	2			W	71-57	23-60	.383	23-31	.742	16-47	.340	.667	+14	14/19	37-23
N24 *North Carolina	3	3	24	19	L	84-93	26-67	.388	21-25	.840	32-59	.542	.684	-5	14/14	44-44
N29 Southern Mississippi	9	9			W	69-38	23-55	.418	11-22	.500	13-45	.289	.769	+5	12/22	34-13
D4 Missouri Kansas City	7	6			W	90-62	33-77	.429	14-20	.700	23-50	.460	.647	+20	9/20	43-27
D7 Louisiana Lafayette	7	6			W	113-74	38-62	.613	33-40	.825	26-62	.419	.650	+12	8/17	54-47
D14 Western Kentucky	6	4			W	79-63	30-59	.508	10-18	.556	20-55	.364	.636	+4	7/11	31-28
D17 Missouri State	6	4			W	90-60	34-66	.515	16-30	.533	22-58	.379	.600	+21	11/13	47-24
D21 at FIU	6	4			W	85-56	26-54	.481	20-32	.625	18-54	.333	.682	-4	10/20	39-25
D28 at Kentucky	6	4	18	18	L	66-73	23-58	.397	14-22	.636	27-62	.435	.533	-8	13/11	36-41
D31 at USF	14	10			W	90-65	34-62	.548	8-13	.615	21-60	.350	.741	-5	11/15	40-31
J4 at Rutgers	14	10			W	83-76	20-45	.435	41-46	.891	24-58	.414	.750	-2	17/19	39-33
J9 Memphis	12	8	24	22	L	67-73	25-64	.391	11-16	.688	28-55	.509	.619	-2	14/15	33-36
J12 SMU	12	8			W	71-63	25-53	.472	11-21	.525	24-65	.369	.520	-13	15/16	37-25
J16 Houston	18	14			W	91-52	34-66	.515	8-17	.471	16-52	.308	.625	+4	9/16	57-28
J18 at Connecticut	18	14			W	75-64	26-57	.456	21-33	.636	19-54	.352	.857	+15	13/10	34-28
J22 at USF	12	9			W	86-47	30-59	.508	14-18	.778	16-44	.364	.737	-1	10/23	45-22
J30 Cincinnati	12	7	13	15	L	66-69	26-59	.441	8-12	.667	23-47	.489	.944	-11	13/20	20-28
F1 UCF	12	7			W	87-70	32-62	.516	16-25	.640	21-55	.382	.733	-3	9/16	37-27
F5 at Houston	14	10			W	77-62	25-45	.556	20-32	.625	22-48	.458	.565	0	9/14	45-26
F14 at Temple	13	8			W	82-58	32-62	.516	11-24	.458	22-59	.373	.818	+11	7/11	52-25
F16 Rutgers	13	8			W	102-54	34-61	.557	18-25	.720	17-48	.354	.652	+15	23/18	43-24
F18 USF	11	5			W	80-54	34-71	.479	9-13	.692	22-45	.489	.643	+6	8/20	46-28
F22 at Cincinnati	11	5	7	9	W	58-57	22-55	.400	11-22	.500	16-56	.286	.800	-8	9/13	22-19
F27 Temple	7	4			W	88-66	32-60	.533	16-23	.696	24-57	.421	.877	-1	9/17	42-29
M1 at Memphis	7	4	21	22	L	66-72	25-63	.397	12-20	.600	24-49	.490	.692	+1	14/16	31-37
M5 at SMU	11	9	18	18	W	84-71	26-56	.464	19-27	.704	24-47	.511				

## Rick Pitino, Louisville Head Coach

Rick Pitino, one of the most brilliant minds in coaching, began a new era in University of Louisville men's basketball when he was named head coach of the Cardinals on March 21, 2001 ... And as he successfully accomplished at his previous three collegiate coaching stops, it is clear more than a decade later that there couldn't have been a finer choice to continue to lead Louisville to its place among the nation's elite team ... The first coach in NCAA history to win a national championship at two different schools, Pitino's uptempo style, pressure defense, strong work ethic and family atmosphere have restored the Cardinals to national prominence ... in 29 seasons as a collegiate head coach at five different schools, Pitino has compiled a 695-245 record, a .739 winning percentage that ranks him 11th among active coaches .... he has a 341-117 record in 13 seasons at UofL, the third winningest coach in Cardinal history ... UofL is among the nations' top 15 programs in winning percentage over the last decade under his guidance ... the first coach in NCAA history to take three different teams to the NCAA Final Four, Pitino was inducted into the Naismith Memorial Basketball Hall of Fame in 2013 ... His most recent Cardinals earned the school's 40th NCAA Tournament appearance by winning their third straight conference tournament title ... Louisville won both the American Athletic Conference Tournament championship and shared the regular season title while advancing to the NCAA Sweet 16 with a 31-6 record and a top five national ranking ... Pitino guided the Cardinals to the 2013 NCAA Championship after claiming the nation's top overall seed in the NCAA Tournament and winning the BIG EAST Conference regular season co-championship and tournament titles.



### Pitino Year by Year

Year	School	Overall	Conference		Post-Season
			W-L	Finish	
1975-76	Hawai'i	2-4	--	--	
1978-79	Boston University	17-9	--	--	
1979-80	Boston University	21-9	--	--	NIT 0-1
1980-81	Boston University	13-14	--	--	
1981-82	Boston University	19-9	6-2	--	
1982-83	Boston University	21-10	8-2	1st	NCAA 0-1
1985-86	Providence	17-14	7-9	5th	
1986-87	Providence	25-9	10-6	4th	NCAA 4-1
1989-90	Kentucky	14-14	10-8	t9th	
1990-91	Kentucky	22-6	14-4	t8th	
1991-92	Kentucky	29-7	12-4	1st E	NCAA 3-1
1992-93	Kentucky	30-4	13-3	2nd E	NCAA 4-1
1993-94	Kentucky	27-7	12-4	t1st E	NCAA 1-1
1994-95	Kentucky	28-5	14-2	1st E	NCAA 3-1
<b>1995-96</b>	<b>Kentucky</b>	<b>34-2</b>	<b>16-0</b>	<b>1st E</b>	<b>NCAA 6-0</b>

Year	School	Overall	Conference		Post-Season
			W-L	Finish	
1996-97	Kentucky	35-5	13-3	2nd E	NCAA 5-1
2001-02	Louisville	19-13	8-8	5th A	NIT 1-1
2002-03	Louisville	25-7	11-5	2nd A	NCAA 1-1
2003-04	Louisville	20-10	9-7	6th	NCAA 0-1
2004-05	Louisville	33-5	14-2	1st	NCAA 4-1
2005-06	Louisville	21-13	6-10	t11th	NIT 3-1
2006-07	Louisville	24-10	12-4	t2nd	NCAA 1-1
2007-08	Louisville	27-9	14-4	t2nd	NCAA 3-1
2008-09	Louisville	31-6	16-2	1st	NCAA 3-1
2009-10	Louisville	20-13	11-7	t5th	NCAA 0-1
2010-11	Louisville	25-10	12-6	t3rd	NCAA 0-1
2011-12	Louisville	30-10	10-8	7th	NCAA 4-1
<b>2012-13</b>	<b>Louisville</b>	<b>35-5</b>	<b>14-4</b>	<b>1st</b>	<b>NCAA 6-0</b>
2013-14	Louisville	31-6	15-3	t1st	NCAA 2-1

School	Years	Overall		Conf. Games		ACC Tournament		NCAA Tournament		NIT Games		
		W-L	Pct.	W-L	Pct.	W-L	Pct.	W-L	Pct.	W-L	Pct.	
Hawai'i	(1)	1975-1976	2-4	.333	x	x	x	x	x	x	x	
Boston Univ.	(5)	1978-1983	91-51	.641	14-4	.778	x	x	0-1	.000	0-1	.000
Providence	(2)	1985-1987	42-23	.646	17-15	.531	x	x	4-1	.800	0-0	.000
Kentucky	(8)	1989-1997	219-50	.814	104-28	.788	x	x	22-5	.815	0-0	.000
Louisville	(13)	2001-**	341-117	.745	152-70	.685	x	x	24-11	.686	4-2	.667
<b>Totals</b>	<b>(29)</b>	<b>1976; 1979-2914</b>	<b>695-245</b>	<b>.739</b>	<b>287-117</b>	<b>.710</b>	<b>x</b>	<b>x</b>	<b>50-18</b>	<b>.735</b>	<b>4-3</b>	<b>.571</b>

### Louisville Coaching Records

Career Records				NCAA Tournament			NIT		
	Years	W	L	Pct.	No.	W	L	Pct.	
1. William Gardiner	(1) 1911-1912	0	3	.000	1. Rick Pitino	(11)	24	10	.706
2. Coached by Players	(3) 1912-1915	8	14	.363	2. Denny Crum	(23)	42	23	.646
3. Ed Bowman	* (2) 1915-1918	11	7	.611	3. John Dromo	(1)	1	1	.500
4. Earl Ford	(1) 1918-1919	7	4	.636	4. Bernard (Peck) Hickman	(5)	5	7	.417
5. Tuley Brucker	(1) 1919-1920	6	5	.545					
6. Jimmie Powers	(1) 1920-1921	3	8	.272					
7. Dr. John T. O'Rourke	(1) 1921-1922	1	13	.071					
8. No Formal Team	1922-1923								
9. Fred Enke, Sr.	(2) 1923-1925	44	31	.586					
10. Tom King	(5) 1925-1930	20	18	.526					
11. Eddie Weber	(2) 1930-1932	147	98	.600					
12. C.V. (Red) Money	(4) 1932-1936	46	40	.534					
13. Lawrence E. (Laurie) Apitz	(4) 1936-1940	10	52	.161					
14. John C. Heldman, Jr.	(2) 1940-1942	9	24	.272					
15. No Formal Team	1942-1943								
16. C. Spec. Harold Church & C. Spec. Walter Casey	(1) 1943-1944	10	10	.500					
17. Bernard (Peck) Hickman	(23) 1944-1967	443	183	.708					
18. John Dromo	** (4) 1967-1971	68	23	.747					
19. Howard Stacey	*** (1) 1970-1971	12	8	.600					
20. Denny Crum	(30) 1971-2001	675	295	.696					
21. Rick Pitino	(13) 2001-2014	341	117	.745					

There was no formal team in 1916-17.

\*Ed Bowman coached the opening season loss in 1918-19, then turned the team over to Earl Ford. Ford was named head coach after the 1918-19 season opener.

\*\* John Dromo suffered a heart attack after nine games in 1970-71 and did not complete his fourth season.

\*\*\* Assistant Coach Howard Stacey was named interim head coach on Jan. 3, 1971, following John Dromo's heart attack. Stacey served as UofL's head coach for the final 20 games of the 1970-71 season.

## Louisville (1954-2014)

Year	Head Coach	Overall	ACC	Finish	ACC Trn.	Non Conf.	Po-Season	Final AP	Final Coach	All-ACC	All-Am.	NBA Draft	PPG Offense	FG%	FT%	PPG Defense	Opp. FG%	Reb. Mar.
1954	"Peck" Hickman	22-7	-	-	-	22-7	NIT 0-1	-	-	-	-	-	80.7	.369	.704	70.2	.308	5.4
1955	"Peck" Hickman	18-9	-	-	-	18-9	NIT 1-1	-	-	-	-	1	84.2	.402	.627	70.2	.341	11.7
1956	"Peck" Hickman	26-3	-	-	-	26-3	NIT 3-0	6	-	-	1	2	86.0	.391	.684	72.9	.354	16.7
1957	"Peck" Hickman	21-5	-	-	-	21-5	-	6	-	-	1	3	82.7	.399	.734	68.1	.359	14.7
1958	"Peck" Hickman	13-12	-	-	-	13-12	-	-	-	-	-	1	70.9	.356	.697	68.0	.362	2.9
1959	"Peck" Hickman	19-12	-	-	-	19-12	NCAA 3-2	-	-	-	1	1	71.9	.376	.662	66.8	.359	4.1
1960	"Peck" Hickman	15-11	-	-	-	15-11	-	-	-	-	-	-	72.2	.389	.660	68.1	.362	2.0
1961	"Peck" Hickman	21-8	-	-	-	21-8	NCAA 2-1	-	-	-	1	2	77.0	.459	.737	66.2	.350	9.2
1962	"Peck" Hickman	15-10	-	-	-	15-10	-	-	-	-	-	1	76.8	.453	.598	69.0	.415	8.6
1963	"Peck" Hickman	14-11	-	-	-	14-11	-	-	-	-	-	-	72.4	.434	.644	69.9	.393	8.0
1964	"Peck" Hickman	15-10	-	-	-	15-10	NCAA 0-1	-	-	-	-	-	75.6	.421	.701	71.6	.423	2.4

## Member of Missouri Valley Conference

1965	"Peck" Hickman	15-10	8-6	(4)	-	8-4	-	-	-	1	-	-	73.4	.415	.651	73.4	.425	-2.8
1966	"Peck" Hickman	16-10	8-6	(4)	-	8-4	NIT 0-1	-	-	1	1	-	76.1	.453	.690	71.4	.411	3.9
1967	"Peck" Hickman	23-5	12-2	(1)	-	11-3	NCAA 0-2	2	-	2	1	-	81.6	.499	.711	66.7	.418	10.6
1968	John Dromo	21-7	14-2	(1)	-	7-5	NCAA 1-1	9	8-	2	1	2	78.7	.499	.675	70.7	.418	5.0
1969	John Dromo	21-6	13-3	(T-1)	-	8-3	NIT 1-1	15	13	2	1	-3	78.1	.455	.685	74.2	.431	2.6
1970	John Dromo	18-9	11-5	(4)	-	7-4	NIT 0-1	-	-	1	-	1	77.9	.452	.665	72.2	.403	5.9
1971	J. Dromo/H. Stacey	20-9	9-5	(T-1)	-	11-4	NCAA 2-2	-	-	2	-	-	85.1	.473	.683	76.1	.451	3.2
1972	Denny Crum	26-5	12-2	(T-1)	-	14-3	NCAA 2-2	4	4	2	1	3	84.3	.475	.697	72.4	.422	-2.1
1973	Denny Crum	23-7	11-3	(2)	-	12-4	NIT 1-1	-	-	2	-	-	78.8	.482	.678	69.7	.424	6.1
1974	Denny Crum	21-7	11-1	(1)	-	10-6	NCAA 0-2	-	15	2	-	1	84.3	.502	.741	77.9	.435	1.5
1975	Denny Crum	28-3	12-2	(1)	-	16-1	NCAA 4-1	4	3	2	2	2	81.2	.491	.752	70.5	.426	2.2

## Member of Metro Conference

1976	Denny Crum	20-8	2-2		0-1	18-6	NIT 0-1	-	-	-	1	-	79.9	.516	.748	74.1	.467	3.7
1977	Denny Crum	21-7	6-1	(1)	0-1	15-6	NCAA 0-1	19	13	2	1	2	85.0	.501	.672	75.2	.437	7.8
1978	Denny Crum	23-7	12-3	(2)	3-0	11-4	NCAA 1-1	9	-	2	1	2	83.1	.498	.709	73.8	.459	4.9
1979	Denny Crum	24-8	9-1	(1)	0-1	15-7	NCAA 1-1	13	19	3	1	1	80.9	.504	.688	70.2	.445	5.3
1980	Denny Crum	33-3	12-0	(1)	2-0	21-3	NCAA 5-0	2	4	3	1	1	76.9	.521	.686	66.7	.462	4.1
1981	Denny Crum	21-9	11-1	(1)	2-0	10-8	NCAA 0-1	12	13	3	-	1	75.0	.493	.653	65.7	.441	5.2
1982	Denny Crum	23-10	8-4	(2)	2-1	15-6	NCAA 3-1	20	20	1	-	3	73.8	.500	.680	64.5	.450	2.3
1983	Denny Crum	32-4	12-0	(1)	2-0	20-4	NCAA 3-1	2	2	3	-	2	73.7	.512	.686	63.6	.439	3.9
1984	Denny Crum	24-11	11-3	(T1)	1-1	13-8	NCAA 2-1	-	-	3	1	2	73.6	.516	.691	67.4	.462	3.1
1985	Denny Crum	19-18	6-8	(5)	1-1	13-10	NIT 3-2	-	-	1	-	-	69.9	.495	.720	69.8	.461	3.2
1986	Denny Crum	32-7	10-2	(1)	2-0	22-5	NCAA 6-0	7	7	3	-	3	79.4	.531	.733	69.1	.457	5.9
1987	Denny Crum	18-14	9-3	(1)	1-1	7-11	-	-	-	2	-	-	73.1	.480	.694	71.9	.441	4.3
1988	Denny Crum	24-11	9-3	(1)	2-0	15-8	NCAA 2-1	-	-	2	-	1	82.7	.519	.719	76.2	.456	3.6
1989	Denny Crum	24-9	8-4	(T3)	2-0	16-5	NCAA 2-1	12	13	2	1	2	82.2	.512	.689	74.0	.436	0.7
1990	Denny Crum	27-8	12-2	(1)	3-0	15-6	NCAA 1-1	16	16	2	-	1	83.8	.528	.728	72.9	.433	2.1
1991	Denny Crum	14-16	4-10	(8)	2-1	10-6	-	-	-	1	-	1	77.1	.491	.699	76.7	.444	-2.3
1992	Denny Crum	19-11	7-5	(T2)	0-1	12-6	NCAA 1-1	-	-	2	-	1	77.5	.475	.683	72.9	.450	0.9
1993	Denny Crum	22-9	11-1	(1)	2-0	11-8	NCAA 2-1	15	14	3	-	-	81.1	.498	.669	74.0	.498	3.3
1994	Denny Crum	28-6	10-2	(1)	2-0	18-4	NCAA 2-1	10	10	3	1	3	80.2	.488	.635	68.8	.407	1.7
1995	Denny Crum	19-14	7-5	(T2)	3-0	12-9	NCAA 0-1	-	-	2	-	-	76.4	.470	.670	76.6	.459	-2.0

## Member of Conference USA

1996	Denny Crum	22-12	10-4	(T3)	1-1	12-8	NCAA 2-1	24	23	2	-	1	76.5	.485	.678	71.2	.426	-2.5
1997	Denny Crum	26-9	9-5	(T5)	1-1	17-4	NCAA 3-1	25	25	4	1	1	75.2	.448	.686	70.9	.440	-0.4
1998	Denny Crum	12-20	9-5	(5)	1-1	3-15	-	-	-	-	-	-	70.8	.443	.651	72.0	.446	-2.4
1999	Denny Crum	19-12	10-6	(2/A)	2-1	9-6	NCAA 0-1	-	-	3	-	-	76.9	.471	.678	69.8	.437	-1.9
2000	Denny Crum	19-12	10-6	(2/A)	0-1	9-6	NCAA 0-1	-	-	2	-	-	73.2	.466	.704	66.2	.466	-1.7
2001	Denny Crum	12-19	8-8	(T4/A)	0-1	4-11	-	-	-	1	-	-	69.5	.413	.664	75.4	.468	-2.9
2002	Rick Pitino	19-13	8-8	(5/A)	1-1	11-5	NIT 1-1	-	-	1	-	-	76.0	.422	.632	71.6	.430	-0.6
2003	Rick Pitino	25-7	11-5	(2/A)	3-0	14-2	NCAA 1-1	14	19	2	1	1	81.6	.463	.696	68.7	.407	2.1
2004	Rick Pitino	20-10	9-7	(T6)	1-1	11-3	NCAA 0-1	-	-	2	-	-	73.2	.432	.749	61.5	.382	0.2
2005	Rick Pitino	33-5	14-2	(1)	19-3	10-2	NCAA 4-1	4	3	2	1	1	80.7	.467	.723	64.1	.398	5.8

## Member of Big East Conference

2006	Rick Pitino	21-13	6-10	(11)	0-1	15-3	NIT 3-1	-	-	1	-	-	69.9	.427	.706	64.6	.408	0.9
2007	Rick Pitino	24-10	12-4	(T2)	1-1	10-6	NCAA 1-1	16	20	3	-	-	71.6	.434	.678	63.1	.402	2.0
2008	Rick Pitino	27-9	14-4	(2)	0-1	13-5	NCAA 3-1	13	6	2	-	-	72.5	.463	.647	61.5	.387	2.9
2009	Rick Pitino	31-6	16-2	(1)	3-0	15-4	NCAA 3-1	1	5	3	1	2	75.5	.457	.642	62.6	.395	2.6
2010	Rick Pitino	20-13	11-7	(5)	0-1	9-6	NCAA 0-1	-	9	1	-	-	75.9	.447	.701	69.8	.429	1.8
2011	Rick Pitino	25-10	13-6	(2)	2-1	12-4	NCAA 0-1	14	22	1	-	-	74.9	.453	.663	64.5	.394	0.1
2012	Rick Pitino	30-10	10-8	(7)	4-0	20-2	NCAA 4-1	17	4	1	-	-	68.2	.422	.688	61.0	.384	1.7
2013	Rick Pitino	35-5	14-4	(T1)	4-0	21-1	NCAA 6-0	2	1	3	1	2	74.4	.456	.709	58.8	.395	3.6

## Member of American Athletic Conference

2014	Rick Pitino	31-6	15-3	(T1)	3-0	16-3	NCAA 2-1	5	9	3	1	1	81.0	.471	.661	61.1	.396	3.0
------	-------------	------	------	------	-----	------	----------	---	---	---	---	---	------	------	------	------	------	-----



# Miami Hurricanes



## 2014-15 Hurricane Roster

**Bold denotes returning starter**

No.	Player	Cl.	Pos.	Hgt.	Wgt.	Hometown
0	Ja'Quan Newton	Fr.	G	6-2	185	Philadelphia, Pa.
1	Deandre Burnett	R-Fr.	G	6-2	195	Miami, Fla.
2	Joe Thomas	Gr.	F	6-7	245	Miami, Fla.
5	Davon Reed	So.	G	6-6	208	Ewing, N.J.
10	Sheldon McClellan	R-Jr.	G	6-5	205	Houston, Texas
11	Mike Fernandez	So.	G	6-1	190	Coral Gables, Fla.
12	James Palmer	Fr.	G	6-5	200	Washington, D.C.
13	Angel Rodriguez	R-Jr.	G	5-11	180	Cupey, P.R.
<b>20</b>	<b>Manu Lecomte</b>	<b>So.</b>	<b>G</b>	<b>5-11</b>	<b>170</b>	<b>Brussels, Belgium</b>
21	Kamari Murphy	Jr.	F	6-9	216	Brooklyn, N.Y.
22	Omar Sherman	Fr.	F	6-8	260	Duncanville, Texas
<b>23</b>	<b>Tonye Jekiri</b>	<b>Jr.</b>	<b>C</b>	<b>7-0</b>	<b>244</b>	<b>Hialeah, Fla.</b>
33	Ivan Cruz Uceda	Jr.	F	6-10	237	Madrid, Spain
35	Chris Stowell	Fr.	F	6-7	190	Exeter, N.H.

**Head Coach:** Jim Larrañaga (Providence '71)  
**Assistants:** Eric Konkol (UW-Eau Claire '00)  
 Michael Huger (Bowling Green '94)  
 Chris Caputo (Westfield State '02)

### Returning Numbers

2013-14	PG	Pct.
Points	18.4	.300
Rebounds	9.2	.293
Assists	4.2	.396
Starts	43 of 165	.260

### Team Statistics

Category	ACC	NCAA
Scoring Offense	61.5	15 337
Scoring Defense	59.5	4 11
FG Percentage	42.1	14 274
FG Pct Defense	40.6	5 39
FT Percentage	68.7	8 211
3-Pt FG Pct.	32.3	10 251
3-Pt FG PG	5.6	6 230
Steals	4.9	11 299
Blocked Shots	3.8	11 150
Rebound Margin	+2.5	8 106
Turnover Margin	-0.5	9 209

### Jim Larrañaga

Miami	(3)	66-36
George Mason	(14)	273-164
Bowling Green	(11)	170-144
American Int.	(2)	27-26
<b>Career Totals</b>	<b>(30)</b>	<b>536-370</b>

## 2014-15 Schedule

Date	Opponent	TV	Time
N14	Howard	ESPN3	7:00
N17	at Florida	ESPNU	7:00
N20	vs. Drexel	ESPNU	3:00
Charleston Classic, Charleston, S.C.			
N21	in Charleston Classic	ESPNN	TBA
N23	in Charleston Classic	ESPNN	TBA
N25	at Charlotte		TBA
N28	South Alabama	ESPN3	7:00
D2	Illinois	ESPN2/U	9:00
ACC/Big Ten Challenge			
D6	UW-Green Bay	ESPN3	2:00
D8	Savannah State	ESPN3	7:00
D19	Eastern Kentucky	ESPN3	7:00
D22	vs. Providence	FoxSpt1	9:00
Barclays Center, Brooklyn, N.Y.			
D30	College of Charleston	ESPN3	7:00
J3	Virginia	ESPN2	2/4:30
J10	Boston College	RSN	4:00
J13	at Duke	ESPNU	9:00
J17	at Notre Dame	ESPN/2	2:00
J22	NC State	ACCN	8:00
J24	at Syracuse	ESPN/2	4:00
J28	Georgia Tech	RSN	9:00
F1	at Florida State	ESPNU	12:30
F3	Louisville	ACCN	8:00
F8	Clemson	ESPNU	6:30
F11	at Wake Forest	RSN	7:00
F15	at Boston College	ESPNU	6:30
F18	Virginia Tech	RSN	7:00
F21	at Louisville	ESPN/2	2:00
F25	Florida State	RSN	9:00
F28	North Carolina	CBS	2:00
M4	at Pittsburgh	ACCN	8:00
M7	at Virginia Tech	RSN	Noon
March 10-14, ACC Tournament, Greensboro (N.C.) Coliseum			

## Cane Clips

Head coach Jim Larrañaga begins his fourth season in Coral Gables with three student-athletes – Manu Lecomte, Tonye Jekiri and Davon Reed – who started a combined 43 games last season and averaged a combined 18.5 points, 9.3 rebounds and 4.2 assists ... Lecomte (7.7 ppg) ranked third on the team in scoring last season, and Reed (6.6 ppg) ranked fifth ... missing are the top two scorers from last season in Rion Brown (15.5 ppg) and Garrius Adams (10.5 ppg) ... however, Larrañaga is no stranger to rebuilding ... returning just 13 percent of the team's scoring, 15 percent of rebounding and no starters from the 2013 ACC Championship season, Larrañaga led the 2013-14 Hurricanes to a 17-16 record with a 10th-place, 7-11 mark in the ACC ... he enters his 31st season as a college head coach having posted an overall record of 536-370 and is 66-36 in his three previous seasons at Miami.

The Canes welcome nine newcomers to the 2014-15 roster, which includes six recruits – Kamari Murphy, Ja'Quan Newton, James Palmer, Omar Sherman, Joe Thomas and Ivan Cruz Uceda – along with two Big 12 transfers – Angel Rodriguez and Sheldon McClellan – and redshirt freshman Deandre Burnett, who sat out the 2013-14 season with an injury.



### Manu Lecomte, sophomore guard

Averaged 7.7 points and a team-high 2.3 assists as a freshman in 31 games a year ago, including 17 starts ... scored in double figures 11 games a year ago and had four or more assists seven times ... shot .397 from 3-point range (27-of-68) ... improved his per game averages to 8.2 points and 2.4 assists in 18 ACC regular season games.

## Miami 2013-14 Final Statistics (17-16, 7-11 10th in ACC)

PLAYER	GP	GS	Min	Avg	FG	FGA	Pct	3FG	FGA	Pct	FT	FTA	Pct	Off	Tot	Avg	PF	DQ	A	TO	BK	ST	Pts	Avg
Rion Brown	33	32	1166	35.3	174	403	.432	63	199	.317	102	135	.756	47	193	5.8	62	0	76	51	4	27	513	15.5
ACC Games Only	18	17	640	35.6	100	225	.444	40	116	.345	50	71	.704	21	97	5.4	35	0	31	21	3	10	290	16.1
Garrius Adams	33	33	1103	33.4	106	290	.366	28	110	.255	96	143	.671	25	157	4.8	63	1	95	62	6	42	336	15.2
ACC Games Only	18	18	600	33.3	61	162	.377	16	58	.276	48	80	.600	13	78	4.3	33	0	55	28	3	19	186	1.3
Manu Lecomte	33	17	924	28.0	85	200	.425	27	68	.397	56	72	.778	23	70	2.1	63	0	77	58	1	21	253	7.7
ACC Games Only	18	8	520	28.9	50	116	.431	15	39	.385	32	43	.744	15	39	2.2	30	0	44	41	0	11	147	8.2
Donnavan Kirk	31	28	810	26.1	93	205	.454	12	40	.300	35	58	.603	67	154	5.0	62	1	5	39	46	11	233	7.5
ACC Games Only	18	15	412	22.9	41	95	.432	9	26	.346	13	23	.565	27	63	3.5	34	1	2	21	17	4	104	5.8
Davon Reed	33	10	684	2.7	71	207	.343	40	112	.357	35	53	.660	12	55	1.7	55	0	38	44	4	16	217	6.6
ACC Games Only	18	4	287	15.9	28	93	.301	14	46	.304	16	23	.696	6	27	1.5	26	0	7	18	2	5	86	4.8
James Kelly	27	11	482	17.9	65	134	.485	15	37	.405	18	27	.667	26	101	3.7	42	0	15	18	11	11	163	6.0
ACC Games Only	13	3	180	13.8	20	54	.370	6	17	.353	9	12	.750	11	36	2.8	19	0	4	7	2	4	55	4.2
Erik Swoope	31	10	571	18.4	55	107	.514	1	7	.143	43	64	.672	30	85	2.7	47	0	16	13	11	11	154	5.0
ACC Games Only	18	8	381	21.2	39	74	.527	0	4	.000	31	46	.674	21	55	3.1	32	0	15	7	5	8	109	6.1
Tonye Jekiri	33	16	705	21.4	57	125	.456	0	0	.000	25	43	.581	67	180	5.5	87	5	22	31	29	21	139	4.2
ACC Games Only	18	9	405	22.5	29	68	.426	0	0	.000	15	29	.517	46	110	6.1	50	3	12	14	16	15	73	4.1
Raphael Akpejori	25	7	269	1.8	5	15	.333	0	0	.000	9	15	.600	16	44	1.8	40	1	2	7	12	1	19	0.8
ACC Games Only	17	7	221	13.0	3	12	.250	0	0	.000	7	13	.538	13	35	2.1	30	1	2	6	9	1	13	0.8
Justin Heller	5	1	6	1.2	1	4	.250	0	3	.000	0	0	.000	0	1	0.2	1	0	0	1	0	0	2	0.4
ACC Games Only	3	1	3	1.0	1	4	.250	0	3	.000	0	0	.000	0	0	0.0	1	0	0	0	0	0	2	0.7
Mike Fernandez	3	0	4	1.3	0	0	.000	0	0	.000	0	0	.000	0	0	0.0	0	0	0	3	0	0	0	0.0
ACC Games Only	1	0	1	1.0	0	0	.000	0	0	.000	0	0	.000	0	0	0.0	0	0	0	0	0	0	0	0.0
Steve Sorenson	2	0	2	1.0	0	0	.000	0	0	.000	0	0	.000	0	0	0.0	0	0	0	0	0	0	0	0.0
ACC Games Only	0	0	0	0.0	0	0	.000	0	0	.000	0	0	.000	0	0	0.0	0	0	0	0	0	0	0	0.0
<b>Total</b>	<b>33</b>				<b>712</b>	<b>1690</b>	<b>.421</b>	<b>186</b>	<b>576</b>	<b>.323</b>	<b>419</b>	<b>610</b>	<b>.687</b>	<b>362</b>	<b>1140</b>	<b>34.5</b>	<b>522</b>	<b>8</b>	<b>346</b>	<b>335</b>	<b>124</b>	<b>161</b>	<b>2029</b>	<b>61.5</b>
<b>ACC Games Only</b>	<b>18</b>				<b>372</b>	<b>903</b>	<b>.412</b>	<b>100</b>	<b>309</b>	<b>.324</b>	<b>221</b>	<b>340</b>	<b>.650</b>	<b>199</b>	<b>600</b>	<b>33.3</b>	<b>290</b>	<b>5</b>	<b>172</b>	<b>171</b>	<b>57</b>	<b>77</b>	<b>1065</b>	<b>59.2</b>
<b>Opponents</b>	<b>33</b>				<b>695</b>	<b>1713</b>	<b>.406</b>	<b>221</b>	<b>622</b>	<b>.355</b>	<b>353</b>	<b>534</b>	<b>.661</b>	<b>340</b>	<b>1058</b>	<b>32.1</b>	<b>538</b>	<b>5</b>	<b>373</b>	<b>319</b>	<b>88</b>	<b>162</b>	<b>1964</b>	<b>59.5</b>
<b>ACC Games Only</b>	<b>18</b>				<b>373</b>	<b>917</b>	<b>.407</b>	<b>122</b>	<b>341</b>	<b>.358</b>	<b>204</b>	<b>299</b>	<b>.682</b>	<b>195</b>	<b>590</b>	<b>32.8</b>	<b>287</b>	<b>3</b>	<b>205</b>	<b>165</b>	<b>57</b>	<b>81</b>	<b>1072</b>	<b>59.6</b>


## 2013-14 Game Results

Results	UM AP	UM USA	Opp AP	Opp USA	W/L	Score	UM FGs	UM FG%	UM 3FGs	UM FTs	UM FT%	Opp FGs	Opp FG%	Opp 3FGs	Opp FT%	Reb Mar	TO UM/Op	Half
N8 St. Francis					L	ot 62-66	19-61	.311	0-15	24-31	.774	22-60	.367	7-24	.652	-2	13/17	26-27
N11 Georgia Southern					W	ot 81-80	25-64	.391	6-21	23-27	.852	27-56	.482	10-25	1.000	+4	7/11	35-32
N14 Texas Southern					W	84-69	35-69	.507	10-20	4-6	.667	23-54	.426	11-22	.706	+10	9/16	44-32
N18 at College of Charleston					W	70-54	26-51	.510	7-11	11-12	.917	19-42	.452	5-15	.500	+4	9/12	40-25
N21 Central Florida					L	58-63	23-59	.390	5-22	7-10	.700	26-59	.441	4-14	.412	-7	12/13	21-28
N28 #George Washington					L	ot 63-71	21-58	.362	6-17	15-17	.882	29-61	.475	8-16	.556	+5	12/6	26-27
N29 #CSU Fullerton					W	48-46	21-49	.429	3-19	3-10	.300	17-48	.354	4-18	.615	+4	13/11	23-17
D1 #Arizona State					W	60-57	20-47	.426	6-13	14-21	.667	20-51	.392	8-21	.692	-2	7/9	24-30
D4 at Nebraska					L	49-60	16-50	.320	7-25	10-15	.667	18-46	.391	17-22	.773	-1	13/11	13-22
D8 Virginia Tech					L	ot 60-61	24-69	.348	4-15	8-14	.571	24-69	.348	12-34	.333	+7	12/10	31-23
D19 at Savannah State					W	68-51	24-42	.571	7-14	13-19	.684	20-51	.392	5-20	.500	+13	16/11	37-20
D22 LaSalle					W	71-58	28-59	.475	4-16	11-18	.611	23-60	.383	7-18	.556	+5	7/10	34-24
D30 Loyola, Md.					W	71-48	26-48	.542	7-15	12-20	.600	18-53	.340	6-18	.429	+11	12/10	43-20
J4 at Syracuse			2	2	L	44-49	17-40	.425	7-19	3-4	.750	17-47	.362	3-15	.857	-2	15/7	21-25
J8 at North Carolina					W	63-57	21-50	.420	5-17	16-26	.615	20-65	.308	5-21	.600	-4	13/11	29-23
J15 Florida State					L	53-63	21-59	.356	9-28	2-6	.333	21-46	.457	7-15	.824	-8	4/9	28-24
J18 at Georgia Tech					W	56-42	20-43	.465	3-14	13-19	.684	13-44	.295	4-20	.667	+4	11/13	27-17
J22 Duke			18	18	L	46-67	17-48	.354	2-10	10-16	.625	24-56	.429	8-25	.733	-14	11/9	21-33
J25 Syracuse			2	2	L	52-64	18-46	.391	9-17	7-11	.636	21-47	.447	5-11	.630	-15	5/5	26-31
J29 at Maryland					L	71-74	22-44	.500	9-21	18-28	.643	28-50	.560	10-21	.615	+6	14/10	29-30
F1 Norfolk State					W	64-49	18-43	.413	8-22	20-26	.769	18-56	.321	4-18	.750	+10	11/9	31-21
F5 Pittsburgh			25	22	L	ot 55-59	18-52	.346	5-20	14-25	.560	18-54	.333	4-14	.560	+6	14/9	28-29
F8 NC State					L	55-56	17-51	.333	5-18	16-23	.596	17-45	.378	7-20	.750	+3	11/11	26-32
F10 at Florida State					W	77-73	23-48	.479	7-15	24-33	.727	28-56	.500	7-20	.714	-5	7/11	34-26
F15 at Virginia Tech					L	45-52	15-58	.259	7-34	8-17	.471	17-46	.370	6-15	.600	+2	3/8	15-19
F19 Notre Dame					W	71-64	23-48	.479	9-17	16-18	.889	24-60	.400	13-28	.500	+10	12/6	38-26
F22 Boston College					W	69-42	26-55	.473	7-14	10-16	.625	14-43	.326	4-20	.667	+8	3/10	27-22
F26 at Virginia					L	40-65	12-46	.261	0-12	16-27	.593	20-44	.455	9-16	.800	-7	8/10	20-27
M1 at NC State					W	85-70	27-46	.587	5-10	26-32	.813	24-52	.462	6-16	.667	+8	11/9	37-36
M4 at Clemson					L	54-58	25-50	.500	2-12	2-8	.250	21-44	.477	4-14	.706	-8	5/9	27-27
M8 Wake Forest					W	69-56	26-50	.520	5-16	12-17	.706	22-49	.449	8-17	.400	+19	12/8	29-23
<b>ACC Tournament, Greensboro, N.C.</b>																		
M12 Virginia Tech																		

## Jim Larrañaga, Miami Head Coach

Jim Larrañaga was named the 12th head coach of the University of Miami basketball program on April 22, 2011 ... after leading UM to the 2013 NCAA Sweet 16, and winning the school's first ACC regular season and tournament championships, Larrañaga was honored as the AP, Naismith, USBWA Henry Iba and ACC Coach of the Year. The Bronx native helped Miami to a No. 2 national ranking by both the AP and USA TODAY, and a No. 2 seed in the NCAA tournament ... he is the 10th coach in the last 10 years to lead two top-10 programs, as Miami was No. 2 on Feb. 18, 2013, and George Mason was No. 8 in the final Top 25 poll in 2006 ... returning just 13 percent of the team's scoring, 15 percent of rebounding and no starters from the championship season, Larrañaga led the 2013-14 Hurricanes to a 17-16 record with a 10th-place, 7-11 mark in the ACC ... after starting the year No. 175 in field goal defense, the Canes ended the year No. 39 in the NCAA in the category ... the Canes sent five games to overtime and played 13 games that were decided by five points or less, and won five of the last eight games to post UM's seventh-straight winning season ... five more seniors graduated under Larrañaga watch, with the sixth senior set to earn both his bachelor's and master's degrees next spring ...

... Larrañaga came to Miami after serving as the head coach at George Mason for 14 seasons ... he guided that program to five NCAA Tournament appearances (2011, 2008, 2006, 2001, 1999), including an unprecedented run to the 2006 Final Four that featured a series of wins over ranked teams and captured the nation's attention.



### Larrañaga Year by Year

Year	School	Overall	Conference W-L	Conference Finish	Post-Season	Year	School	Overall	Conference W-L	Conference Finish	Post-Season
1977-78	American International	14-13	x	x	x	1999-00	George Mason	19-11	12-4	T-1st	x
1978-79	American International	13-13	x	x	x	2000-01	George Mason	18-12	11-5	3rd	NCAA 0-1
1986-87	Bowling Green	15-14	10-6	3rd	x	2001-02	George Mason	19-10	13-5	2nd	NIT 0-1
1987-88	Bowling Green	12-16	7-9	t5th	x	2002-03	George Mason	16-12	11-7	4th	x
1988-89	Bowling Green	13-15	6-10	t6th	x	2003-04	George Mason	23-10	12-6	3rd	NIT 2-1
1989-90	Bowling Green	18-11	9-7	t3rd	NIT 0-1	2004-05	George Mason	16-13	10-8	6th	x
1990-91	Bowling Green	17-13	9-7	t4th	NIT 0-1	2005-06	George Mason	27-8	15-3	T-1st	NCAA 4-1
1991-92	Bowling Green	14-15	8-8	5th	x	2006-07	George Mason	18-15	9-9	5th	x
1992-93	Bowling Green	11-16	8-10	t6th	x	2007-08	George Mason	23-11	12-6	2nd	NCAA 0-1
1993-94	Bowling Green	18-10	12-6	t2nd	x	2008-09	George Mason	22-11	13-5	2nd	NIT 0-1
1994-95	Bowling Green	16-11	10-8	t5th	x	2009-10	George Mason	17-15	12-6	4th	CIT 0-1
1995-96	Bowling Green	14-13	9-9	t6th	x	2010-11	George Mason	27-7	16-2	1st	NCAA 1-1
1996-97	Bowling Green	22-10	13-5	t1st	NIT 0-1	2011-12	Miami	20-13	9-7	T-4th	NIT 1-1
1997-98	George Mason	9-18	6-10	6th	x	2012-13	Miami (ACC)	29-7	15-3	1st	NCAA 2-1
1998-99	George Mason	19-11	13-3	1st	NCAA 0-1	2013-14	Miami	17-16	7-11	10th	x

School	Years	Overall W-L	Overall Pct.	Conf. Games W-L	Conf. Games Pct.	ACC Tournament W-L	ACC Tournament Pct.	NCAA Tournament W-L	NCAA Tournament Pct.	NIT Games W-L	NIT Games Pct.	
American International	(2)	1978-79	27-26	.509	x	x	x	x	x	x	x	
Bowling Green	(11)	1987-97	170-144	.541	101-85	.543	x	x	x	0-3	.000	
George Mason	(14)	1998-2011	273-164	.625	165-79	.676	x	x	5-4	.556	2-3	.400
Miami	(3)	2012-2014	66-36	.647	31-21	.596	5-2	.714	2-1	.667	1-1	.500
<b>Totals</b>	<b>(30)</b>	<b>1978-2014</b>	<b>536-370</b>	<b>.592</b>	<b>297-185</b>	<b>.616</b>	<b>5-2</b>	<b>.714</b>	<b>7-5</b>	<b>.583</b>	<b>3-7</b>	<b>.300</b>

### Miami Coaching Records

Career Records					ACC Tournament								
	Years	W	L	Pct.		Years	W	L	Pct.				
1.	Art Webb	(3)	1927-28, 1931	18	12	.600	1.	Jim Larrañaga	(3)	2012-2014	5	2	.714
2.	Tom McCann	(2)	1929, 1932	30	7	.811	2.	Frank Haith	(7)	2005-2011	6	7	.462
3.	Hart Morris	(10)	1939-42, 47-52	119	82	.592	<b>NCAA Tournament</b>						
4.	W.H. Steers	(1)	1946	8	5	.615		<b>No.</b>	<b>W</b>	<b>L</b>	<b>Pct.</b>		
5.	Dave Wike	(2)	1953-1954	14	22	.389	1.	Jim Larrañaga	(1)	2	1	.667	
6.	Bruce Hale	(13)	1955-1967	220	112	.663	2.	Leonard Hamilton	(3)	3	3	.500	
7.	Ron Godfrey	(4)	1968-1971	47	57	.452		Frank Haith	(1)	1	1	.500	
8.	Bill Foster	(5)	1986-1990	78	71	.523	4.	Bruce Hale	(1)	0	1	.000	
9.	Leonard Hamilton	(10)	1991-2000	144	147	.495		Perry Clark	(1)	0	1	.000	
10.	Perry Clark	(4)	2001-2004	65	54	.546	<b>NIT</b>						
11.	Frank Haith	(6)	2005-2011	129	101	.561		<b>No.</b>	<b>W</b>	<b>L</b>	<b>Pct.</b>		
12.	Jim Larrañaga	(3)	2013-2014	66	36	.647	1.	Frank Haith	(4)	5	4	.504	
<b>ACC Games Only</b>					<b>NCAA Tournament</b>								
	<b>Years</b>	<b>W</b>	<b>L</b>	<b>Pct.</b>		<b>Years</b>	<b>W</b>	<b>L</b>	<b>Pct.</b>				
1.	Jim Larrañaga	(3)	2012-2014	31	21	.596	2.	Jim Larrañaga	(1)	1	1	.500	
2.	Frank Haith	(7)	2005-2011	43	69	.384	3.	Bruce Hale	(3)	1	3	.250	
						4.	Leonard Hamilton	(2)	0	2	.000		
							Perry Clark	(1)	0	1	.000		



## Miami (1954-2014)

Year	Head Coach	Overall	Conf.	Finish	Conf. Trn.	Non Conf.	Post-Season	Final AP	Final Coach	All-Conf.	All-Am.	NBA Draft	PPG Offense	FG%	FT%	PPG Defense	Opp. FG%	Reb. Mar.	
1954	Dave Wike	5-10	-	-	-	5-10	-	-	-	-	0	0	67.7	-	-	77.4	-	-	
1955	Bruce Hale	10-11	-	-	-	10-11	-	-	-	-	0	0	83.5	.386	.706	81.3	.384	6.0	
1956	Bruce Hale	14-12	-	-	-	14-12	-	-	-	-	0	1	78.0	.365	.708	83.3	.396	-5.5	
1957	Bruce Hale	13-13	-	-	-	13-13	-	-	-	-	0	0	79.1	.399	.697	74.6	.381	2.6	
1958	Bruce Hale	14-8	-	-	-	14-8	-	-	-	-	0	0	87.6	.421	.696	80.8	.384	9.0	
1959	Bruce Hale	18-7	-	-	-	18-7	-	-	-	-	0	0	89.9	.449	.739	81.2	.407	2.9	
1960	Bruce Hale	23-4	-	-	-	23-4	NCAA 0-1	10	-	-	1	0	82.6	.462	.671	75.4	.405	6.4	
1961	Bruce Hale	20-7	-	-	-	20-7	NIT 0-1	-	-	-	0	0	79.7	.421	.683	78.7	.426	9.1	
1962	Bruce Hale	14-12	-	-	-	14-12	-	-	-	-	0	0	89.6	.457	.738	78.6	.435	14.5	
1963	Bruce Hale	23-5	-	-	-	23-5	NIT 1-1	-	-	-	0	1	95.4	.452	.760	87.1	.459	8.0	
1964	Bruce Hale	20-7	-	-	-	20-7	NIT 0-1	-	-	-	0	0	98.4	.461	.796	84.2	.436	11.2	
1965	Bruce Hale	22-4	-	-	-	22-4	-	-	19	-	1	1	87.3	.437	.709	84.9	.434	2.4	
1966	Bruce Hale	15-11	-	-	-	15-11	-	-	-	-	0	0	87.3	.437	.709	84.9	.434	2.4	
1967	Bruce Hale	15-11	-	-	-	15-11	-	-	-	-	0	1	81.8	.444	.722	80.4	.452	9.6	
1968	Ron Godfrey	17-11	-	-	-	17-11	-	-	-	-	0	2	84.6	.467	.729	86.4	.438	-0.2	
1969	Ron Godfrey	14-10	-	-	-	14-10	-	-	-	-	0	0	82.0	.444	.710	85.0	.457	10.5	
1970	Ron Godfrey	9-17	-	-	-	9-17	-	-	-	-	1	2	88.2	.442	.692	96.9	.484	-2.3	
1971	Ron Godfrey	7-19	-	-	-	7-19	-	-	-	-	0	1	82.4	.435	.616	91.3	.480	-2.5	
1972-85	Did not field team																		
1986	Bill Foster	14-14	-	-	-	14-14	-	-	-	-	0	0	71.6	.476	.657	76.1	.472	-0.1	
1987	Bill Foster	15-16	-	-	-	15-16	-	-	-	-	0	0	75.2	.452	.681	75.3	.439	3.6	
1988	Bill Foster	17-14	-	-	-	17-14	-	-	-	-	0	1	79.1	.491	.716	77.4	.438	-1.3	
1989	Bill Foster	19-12	-	-	-	19-12	-	-	-	-	0	0	90.6	.492	.707	89.6	.488	-4.5	
1990	Bill Foster	13-15	-	-	-	13-15	-	-	-	-	0	0	71.9	.428	.649	76.1	.474	-6.5	
1991	Leonard Hamilton	9-19	-	-	-	9-19	-	-	-	-	0	1	72.4	.440	.702	74.2	.474	0.5	

## Member of Big East Conference

1992	Leonard Hamilton	8-24	1-17	(10)	1-1	7-7	-	-	-	0	0	0	60.7	.397	.640	67.5	.436	-1.4
1993	Leonard Hamilton	10-17	7-11	(9)	0-1	3-6	-	-	-	1	0	0	71.4	.433	.599	74.2	.443	-2.7
1994	Leonard Hamilton	7-20	0-18	(10)	0-1	7-2	-	-	-	0	0	0	62.6	.419	.585	70.7	.397	1.4
1995	Leonard Hamilton	15-13	9-9	(5)	0-1	6-4	NIT 0-1	-	-	1	0	1	64.5	.401	.651	67.4	.402	0.5
1996	Leonard Hamilton	15-13	8-10	(4)	1-1	7-3	-	-	-	0	0	0	67.3	.423	.629	66.9	.413	3.1
1997	Leonard Hamilton	16-13	9-9	(T4)	1-1	7-4	NIT 0-1	-	-	1	0	0	65.1	.416	.647	62.8	.380	-0.7
1998	Leonard Hamilton	18-10	11-7	(2)	0-1	7-3	NCAA 0-1	-	-	1	0	0	70.1	.440	.661	65.6	.379	1.4
1999	Leonard Hamilton	23-7	15-3	(2)	1-1	8-4	NCAA 1-1	10	12	2	1	1	72.6	.473	.699	65.0	.384	4.8
2000	Leonard Hamilton	23-11	13-3	(T1)	1-1	10-8	NCAA 2-1	23	25	2	0	0	69.0	.431	.748	62.6	.394	2.3
2001	Perry Clark	16-13	8-8	(T3/E)	0-1	8-5	NIT 0-1	-	-	1	0	0	70.3	.413	.717	67.7	.430	-2.0
2002	Perry Clark	24-8	10-6	(2/E)	1-1	14-2	NCAA 0-1	21	21	3	0	1	74.8	.430	.771	67.4	.400	-1.8
2003	Perry Clark	11-17	4-12	(T6/E)	0-1	7-5	-	-	-	1	0	1	69.9	.425	.717	68.7	.436	1.7
2004	Perry Clark	14-16	4-12	(T3)	-	10-4	-	-	-	1	0	0	71.6	.449	.705	68.9	.452	1.6

## Member of Atlantic Coast Conference

2005	Frank Haith	16-13	7-9	(T6)	0-1	9-3	NIT 0-1	-	-	2	0	0	71.4	.430	.673	69.7	.426	4.3
2006	Frank Haith	18-16	7-9	(T7)	1-1	10-6	NIT 1-1	-	-	1	0	1	67.9	.435	.697	65.1	.415	2.3
2007	Frank Haith	12-20	4-12	(12)	1-1	8-8	-	-	-	1	0	0	71.2	.435	.702	72.9	.463	1.9
2008	Frank Haith	23-11	8-8	(T5)	1-1	14-2	NCAA 1-1	-	-	1	0	0	74.8	.437	.747	67.9	.407	2.1
2009	Frank Haith	19-13	7-9	(T8)	0-1	12-3	NIT 1-1	-	-	1	0	1	72.7	.427	.683	66.3	.368	5.2
2010	Frank Haith	20-13	4-12	(12)	2-1	14-0	-	-	-	0	0	1	72.4	.463	.678	64.7	.407	3.2
2011	Frank Haith	21-15	6-10	(9)	1-1	14-4	NIT 2-1	-	-	1	0	0	71.6	.446	.725	67.6	.417	3.8
2012	Jim Larrañaga	20-13	9-7	(T4)	1-1	12-3	NIT 1-1	-	-	1	0	0	70.7	.431	.721	66.1	.421	-0.1
2013	Jim Larrañaga	29-7	15-3	(1)	3-0	11-4	NCAA 2-1	5	10	2	0	1	69.7	.455	.684	68.6	.400	3.2
2014	Jim Larrañaga	17-16	7-11	(10)	1-1	9-4	-	-	-	1	0	0	61.5	.421	.687	59.5	.406	2.4

# North Carolina Tar Heels



## 2014-15 Tar Heel Roster

Bold denotes returning starter

No.	Player	Cl.	Pos.	Hgt.	Wgt.	Hometown
0	Nate Britt	So.	G	6-1	170	Upper Marlboro, Md.
1	Theo Pinson	Fr.	F/G	6-6	195	Greensboro, N.C.
2	Joel Berry II	Fr.	G	6-0	195	Apopka, Fla.
<b>3</b>	<b>Kennedy Meeks</b>	<b>So.</b>	<b>F</b>	<b>6-9</b>	<b>270</b>	<b>Charlotte, N.C.</b>
4	Luke Davis	Sr.	G	6-0	178	Raleigh, N.C.
<b>5</b>	<b>Marcus Paige</b>	<b>Jr.</b>	<b>G</b>	<b>6-1</b>	<b>175</b>	<b>Marion, Iowa</b>
11	Brice Johnson	Jr.	F	6-9	228	Orangeburg, S.C.
<b>13</b>	<b>J.P. Tokoto</b>	<b>Jr.</b>	<b>F</b>	<b>6-6</b>	<b>200</b>	<b>Menomonee Falls, Wis.</b>
14	Desmond Hubert	Sr.	F	6-10	225	Cream Ridge, N.J.
21	Jackson Simmons	Sr.	F	6-7	225	Webster, N.C.
22	Isaiah Hicks	So.	F	6-8	230	Oxford, N.C.
24	Sasha Seymore	Sr.	F	6-6	220	New Bern, N.C.
25	Justin Coleman	Jr.	G	6-2	180	Raleigh, N.C.
42	Joel James	Jr.	F	6-10	280	West Palm Beach, Fla.
44	Justin Jackson	Fr.	F/G	6-8	193	Tomball, Texas
45	Stilman White	So.	G	6-0	170	Wilmington, N.C.

**Head Coach:** Roy Williams (North Carolina '72)  
**Assistants:** Steve Robinson (Radford '81)  
 C.B. McGrath (Kansas '98)  
 Hubert Davis (North Carolina '92)

## 2014-15 Schedule

Date	Opponent	TV	Time
N14	NC Central	ESPNU	8:00
N16	Robert Morris	ESPNU	6:00
	Battle 4 Atlantis		
N22	at Davidson		2:00
	Time Warner Cable Arena, Charlotte, N.C.		
N26	vs. Butler	ESPN2	Noon
	Battle 4 Atlantis		
N27	in Battle 4 Atlantis	ESPNN	1:7:00
N28	in Battle 4 Atlantis	ESPNN	TBA
D3	Iowa	ESPN	7:30
	ACC/Big Ten Challenge		
D7	East Carolina	ESPNU	2:00
D13	at Kentucky	CBS	Noon
D16	at UNG	ESPN2	7:00
D20	vs. Ohio State	CBS	1:00
	CBS Sports Classic, Chicago, Ill.		
D27	UAB	ESPN2	7:30
D30	William & Mary	RSN	7:00
J3	at Clemson	ESPN	4:30/8
J5	Notre Dame	ESPN/2	7:00
J10	Louisville	ESPN	2:00
J14	at NC State	ESPN2	7:00
J18	Virginia Tech	ESPNU	6:30
J21	at Wake Forest	ESPN2	7:00
J24	Florida State	ESPN/2	2:00
J26	Syracuse	ESPN	7:00
J31	at Louisville	ESPN/2	4:7:00
F2	Virginia	ESPN	7:00
F7	at Boston College	ACCN	3:00
F14	at Pittsburgh	ACCN	Noon
F18	at Duke	ESPN/ACCN	9:00
F21	Georgia Tech	ACCN	Noon
F24	NC State	ACCN	8:00
F28	at Miami	CBS	2:00
M3	at Georgia Tech	ESPNU	7:00
M7	Duke	ESPN	6/9:00
	March 12-16, ACC Tournament, Greensboro (N.C.) Coliseum		

## Returning Numbers

2013-14	PG	Pct.
Points	54.1	.707
Rebounds	28.3	.769
Assists	12.3	.801
Starts	118 of 170	.694

## Team Statistics

Category	ACC	NCAA
Scoring Offense	76.6	2 43
Scoring Defense	69.8	12 164
FG Percentage	.463	2 64
FG Pct Defense	.416	8 78
FT Percentage	.626	15 338
3-Pt FG Pct.	.336	9 --
3-Pt FG PG	4.3	15 339
Steals	7.3	2 49
Blocked Shots	4.7	4 54
Rebound Margin	+5.0	3 29
Turnover Margin	+1.6	4 69

## Roy Williams

North Carolina	(11)	306-89
Kansas	(15)	418-101
Career Totals	(26)	724-190

## Heel Hype

Three starters return for head coach Roy Williams, including All-ACC first team guard Marcus Page (17.5 points, 3.1 assists per game) ... UNC will be missing two double-figure scorers from last season in forward James Michael McAdoo and Leslie McDonald, but returns nine of its top 11 players and welcomes a highly-touted recruiting class ... Williams owns a 724-190 record in 24 seasons as a college head coach, including at least one win in each of the 24 NCAA Tournaments in which his teams have participated ... Williams stands 306-89 with two national titles in his 11 years at UNC ... UNC won 13 of its last 16 games last season, including a 12-game winning streak from Jan. 26 through March 3.

Paige, a rising junior, ranks fifth among ACC returning scorers and needs 118 points to reach 1,000 for his career ... Paige's 12.8 career scoring average ranks third among ACC returnees.

Paige is one of four returning Tar Heels to average over seven points per game last season, joining rising juniors Brice Johnson (10.3 ppg) and J.P. Tokoto (9.3), as well as rising sophomore Kennedy Meeks (7.6) Johnson and Meeks also ranked among the top 20 rebounders in the ACC last season, with each pulling down 6.1 per game ... Tokoto's 1.62 steals per game ranked fifth in the conference.



## Marcus Paige, junior guard

A first-team All-ACC selection as a sophomore by both the media and the head coaches in 2014 ... had 11 games with 20 or more points and scored in double figures in 29 of UNC's 34 games finishing fourth in the ACC in scoring (17.5) ... became the first Tar Heel since Sh Hammond Williams in 1998 to lead the ACC in free throw percentage (.911) ... was seventh in the ACC in steals per game (1.5).

## North Carolina 2013-14 Final Statistics (24-10, 13-5 t-3rd in ACC)

PLAYER	GP	GS	Min	Avg	FG	FGA	Pct	3FG	FGA	Pct	FT	FTA	Pct	Off	Tot	Avg	PF	DQ	A	TO	BK	ST	Pts	Avg
Marcus Paige	34	33	1211	35.6	191	434	.440	86	221	.389	128	146	.877	18	109	3.2	68	2	143	73	7	51	596	17.5
ACC Games Only	18	17	645	35.8	96	221	.434	44	113	.389	56	68	.824	8	53	2.9	36	1	86	39	4	28	292	16.2
James Michael McAdoo	34	34	1023	3.1	173	378	.458	0	7	.000	138	257	.537	90	230	6.8	92	4	59	48	31	45	484	14.2
ACC Games Only	18	18	537	29.8	94	198	.475	0	0	.000	60	123	.488	55	129	7.2	52	3	30	25	15	21	248	13.8
Leslie McDonald	25	18	677	27.1	88	228	.386	43	138	.312	41	66	.621	10	49	2.0	73	4	37	28	2	11	260	1.4
ACC Games Only	18	15	507	28.2	64	170	.376	29	102	.284	30	45	.667	7	35	1.9	47	2	30	20	1	9	187	1.4
Brice Johnson	34	2	661	19.4	150	265	.566	0	0	.000	51	82	.622	77	209	6.1	95	4	30	40	43	25	351	1.3
ACC Games Only	18	0	352	19.6	70	127	.551	0	0	.000	29	47	.617	40	106	5.9	48	2	13	20	19	13	169	9.4
J.P. Tokoto	34	33	975	28.7	129	264	.489	8	36	.222	49	98	.500	65	197	5.8	92	4	103	64	18	55	315	9.3
ACC Games Only	18	17	526	29.2	66	132	.500	4	19	.211	21	35	.600	32	108	6.0	54	3	56	33	7	30	157	8.7
Kennedy Meeks	34	17	553	16.3	103	188	.548	0	0	.000	51	87	.586	80	207	6.1	58	0	27	35	27	11	257	7.6
ACC Games Only	18	13	306	17.0	55	103	.534	0	0	.000	24	43	.558	47	108	6.0	33	0	11	22	14	4	134	7.4
Nate Britt	34	16	711	2.9	58	158	.367	3	12	.250	54	68	.794	7	49	1.4	84	2	80	58	3	37	173	5.1
ACC Games Only	18	3	319	17.7	28	72	.389	2	6	.333	23	24	.958	1	19	1.1	38	0	33	27	2	13	81	4.5
Joel James	30	13	236	7.9	19	49	.388	0	0	.000	14	18	.778	30	81	2.7	37	0	6	18	4	2	52	1.7
ACC Games Only	17	3	101	5.9	4	14	.286	0	0	.000	7	7	1.000	14	35	2.1	20	0	4	11	2	1	15	0.9
Isaiah Hicks	34	0	249	7.3	15	36	.417	1	5	.200	11	19	.579	14	35	1.0	35	1	7	14	12	5	42	1.2
ACC Games Only	18	0	116	6.4	5	18	.278	0	4	.000	2	4	.500	6	13	0.7	13	1	3	7	3	2	12	0.7
Jackson Simmons	32	1	184	5.8	11	20	.550	0	0	.000	10	20	.500	13	34	1.1	20	0	9	4	1	5	32	1.0
ACC Games Only	16	1	76	4.8	3	6	.500	0	0	.000	2	2	1.000	7	15	0.9	5	0	6	0	0	1	8	0.5
James Manor	8	1	13	1.6	3	6	.500	2	4	.500	0	0	.000	0	2	0.3	1	0	1	0	1	0	8	1.0
ACC Games Only	4	1	8	2.0	2	4	.500	2	3	.667	0	0	.000	0	0	0.0	0	0	1	0	1	0	6	1.5
Wade Moody	12	1	25	2.1	3	6	.500	3	5	.600	0	0	.000	0	0	0.0	3	0	6	1	0	0	9	0.8
ACC Games Only	5	1	12	2.4	3	4	.750	3	4	.750	0	0	.000	0	0	0.0	1	0	3	0	0	0	9	1.8
Desmond Hubert	31	0	189	6.1	7	15	.467	0	0	.000	5	17	.294	17	34	1.1	21	0	3	8	12	0	19	0.6
ACC Games Only	15	0	93	6.2	3	8	.375	0	0	.000	2	12	.167	11	19	1.3	7	0	2	0	7	0	8	0.5
Denzel Robinson	8	1	13	1.6	1	2	.500	0	0	.000	0	0	.000	1	5	0.6	1	0	1	1	0	0	2	0.3
ACC Games Only	4	1	8	2.0	0	0	.000	0	0	.000	0	0	.000	0	3	0.8	0	0	1	0	0	0	0	0.0
Luke Davis	21	0	130	6.2	2	8	.250	0	6	.000	0	4	.000	1	8	0.4	10	0	11	6	0	2	4	0.2
ACC Games Only	8	0	19	2.4	0	0	.000	0	0	.000	0	0	.000	0	1	0.1	1	0	3	1	0	0	0	0.0
<b>Total</b>	<b>34</b>				<b>953</b>	<b>2057</b>	<b>.463</b>	<b>146</b>	<b>434</b>	<b>.336</b>	<b>552</b>	<b>882</b>	<b>.626</b>	<b>483</b>	<b>1350</b>	<b>39.7</b>	<b>690</b>	<b>21</b>	<b>523</b>	<b>406</b>	<b>161</b>	<b>249</b>	<b>2604</b>	<b>76.6</b>
ACC Games Only	18				493	1077	.458	84	251	.335	256	410	.624	259	701	38.9	355	12	282	208	75	122	1326	73.7
Opponents	34				810	1949	.416	211	665	.317	541	807	.670	395	1179	34.7	717	20	374	462	136	202	2372	69.8
ACC Games Only	18				434	1007	.431	102	327	.312	269	416	.647	199	608	33.8	352	8	196	223	81	107	1239	68.8

## 2013-14 Game Results

Results	UNC AP	UNC USA	Opp AP	Opp USA	W/L	Score	UNC FGs	UNC FG%	UNC 3FGs	UNC FTs	UNC FT%	Opp FGs	Opp FG%	Opp 3FGs	Opp FT%	Opp Reb	Opp Mar	Opp NC/Op	Opp Hal
N8 Oakland	12	11			W	84-61	33-55	.600	5-13	13-20	.650	20-55	.364	8-25	.722	+19	18/14	58-21	
N15 Holy Cross	12	11			W	62-54	23-60	.383	3-10	13-18	.722	15-51	.294	5-22	.731	+1	9/16	25-25	
N17 Belmont	12	11			L	80-83	28-58	.483	2-7	22-48	.458	24-53	.453	15-37	.909	+15	13/16	34-41	
N23 #Richmond	24	19			W	82-72	25-53	.472	6-12	26-37	.703	22-49	.449	7-22	.724	+5	14/17	36-33	
N24 #Louisville	24	19	3	2	W	93-84	32-59	.542	3-6	26-38	.684	26-67	.388	11-31	.840	+5	14/14	44-44	
D1 at UAB	16	16			L	59-63	27-63	.429	1-12	4-11	.364	19-62	.306	3-12	.786	-15	9/12	25-37	
D4 at Michigan State	x	25	1	1	W	79-65	29-65	.446	2-11	19-27	.704	23-64	.359	7-24	.667	+11	13/14	32-32	
D7 UNC Greensboro	x	25			W	81-50	32-66	.485	1-6	16-26	.615	20-49	.408	3-14	.538	+18	13/21	44-14	
D14 Kentucky	18	21	11	10	W	82-77	27-56	.482	2-7	26-45	.578	22-54	.407	4-12	.674	-12	9/17	33-30	
D18 Texas	14	18			L	83-86	25-65	.385	9-19	24-47	.511	29-72	.403	8-21	.606	-9	8/12	42-53	
D21 Davidson	14	18			W	97-85	30-62	.484	3-6	34-47	.723	31-68	.456	9-23	.583	+7	15/22	38-35	
D27 Northern Kentucky	19	19			W	75-60	24-51	.471	6-14	21-31	.677	22-66	.333	5-23	.688	+10	14/8	35-30	
D31 UNC-Wilmington	19	19			W	84-51	34-65	.523	3-9	13-17	.765	19-61	.311	3-17	.769	+16	16/17	31-23	
J5 at Wake Forest	19	19			L	67-73	29-75	.387	2-15	7-11	.636	26-54	.481	2-12	.576	+19	17/13	32-34	
J8 Miami					W	57-63	20-65	.308	5-21	12-20	.600	21-50	.420	5-17	.615	+4	11/13	23-29	
J11 at Syracuse			2	2	L	45-57	20-51	.392	2-12	3-9	.333	21-60	.350	4-19	.733	-6	14/10	22-34	
J18 Boston College					W	82-71	29-55	.527	4-12	20-30	.667	21-48	.438	11-23	.692	-3	12/18	36-32	
J20 at Virginia					L	61-76	26-63	.413	4-15	5-12	.417	26-54	.481	8-20	.552	+1	11/8	29-38	
J26 Clemson					W	80-61	31-56	.554	8-18	10-19	.526	18-53	.340	6-15	.760	+6	12/10	37-21	
J29 at Georgia Tech					W	78-65	28-63	.444	5-13	17-23	.739	23-55	.418	4-17	.577	+12	6/10	26-25	
F1 NC State					W	84-70	28-69	.406	3-12	25-33	.758	27-66	.409	2-10	.538	+16	13/12	40-23	
F4 Maryland					W	75-63	25-51	.490	6-15	19-37	.514	22-56	.393	6-23	.650	+8	14/16	39-27	
F8 at Notre Dame					W	73-62	27-61	.443	3-11	16-21	.762	25-55	.455	6-21	.600	+5	11/17	27-23	
F15 Pittsburgh			25	23	W	75-71	27-61	.443	6-14	15-25	.600	26-64	.406	4-15	.652	Even	13/14	35-31	
F17 at Florida State					W	81-75	33-64	.516	3-13	12-20	.600	25-58	.431	5-13	.714	+10	9/8	33-36	
F20 Duke			5	6	W	74-66	26-55	.473	2-9	20-31	.645	27-63	.429						



## Roy Williams, North Carolina Head Coach

Named the 19th head basketball coach at the University of North Carolina on April 14, 2003, Roy Williams begins his 12th season at North Carolina and 27th overall as a head coach ... Williams guided the Tar Heels to a 24-10 overall record, a tie for third place in the ACC regular-season standings and a spot in the NCAA Tournament in 2014 ... with a 724-190 (.792) career mark, Williams is one of only two coaches in NCAA history to win 30 or more games at least 10 times and one of five active Division I coaches with at least 700 wins, joining Duke's Mike Krzyzewski, Syracuse's Jim Boeheim, West Virginia's Bob Huggins and Wisconsin's Bo Ryan ... Williams led Kansas and North Carolina to 20 consecutive NCAA Tournament appearances (1990-to-2009) and is the only coach to win an NCAA Tournament game in 20 consecutive seasons ... he was inducted into the Naismith Memorial Basketball Hall of Fame on September 7, 2007 ... in 2008-09, the Tar Heels captured their second NCAA title in five years and fifth overall, defeating Michigan State 89-72 at Detroit's Ford Field ... in 2004-05, he led the Tar Heels to their first NCAA title since 1992-93, defeating Illinois 75-70 ... Williams earned National Coach of the Year honors by the United States Basketball Writers Association (USBWA) and AP and ACC Coach of the Year by ACSMA in 2005-06 ... in 15 seasons at the University of Kansas, Williams compiled a 418-101 (.805) record and directed the Jayhawks to 14 consecutive NCAA Tournament appearances - the fourth-longest streak by a coach in NCAA Tournament history ... at Kansas, Williams earned National Coach of the Year honors in 1990, 1991, 1992 and 1997 and was named the Big Eight/Big 12 Coach of the Year in nearly half (7 of 15) of his seasons in the conference ... he was an assistant coach under Dean Smith at North Carolina for 10 seasons (1979-88).



### Williams Year by Year

Year	School	Overall	Conference		Post-Season	Year	School	Overall	Conference		Post-Season
			W-L	Finish					W-L	Finish	
1988-89	Kansas	19-12	6-8	6th	x	2002-03	Kansas	30-8	14-2	1st	NCAA 5-1
1989-90	Kansas	30-5	11-3	t2nd	NCAA 1-1	2003-04	North Carolina	19-11	8-8	5th	NCAA 1-1
1990-91	Kansas	27-8	10-4	t1st	NCAA 5-1	<b>2004-05 North Carolina</b>	<b>33-4</b>	<b>14-2</b>	<b>1st</b>	<b>NCAA 6-0</b>	
1991-92	Kansas	27-5	11-3	1st	NCAA 1-1	2005-06	North Carolina	23-8	12-4	2nd	NCAA 1-1
1992-93	Kansas	29-7	11-3	1st	NCAA 4-1	2006-07	North Carolina (ACC)	31-7	11-5	t1st	NCAA 3-1
1993-94	Kansas	27-8	9-5	3rd	NCAA 2-1	2007-08	North Carolina (ACC)	36-3	14-2	1st	NCAA 4-1
1994-95	Kansas	25-6	11-3	1st	NCAA 2-1	<b>2008-09 North Carolina</b>	<b>34-4</b>	<b>13-3</b>	<b>1st</b>	<b>NCAA 6-0</b>	
1995-96	Kansas	29-5	12-2	1st	NCAA 3-1	2009-10	North Carolina	20-17	5-11	t9th	NIT 4-1
1996-97	Kansas	34-2	15-1	1st	NCAA 2-1	2010-11	North Carolina	29-8	14-2	1st	NCAA 3-1
1997-98	Kansas	35-4	15-1	1st	NCAA 1-1	2011-12	North Carolina	32-6	14-2	1st	NCAA 3-1
1998-99	Kansas	23-10	11-5	t2nd	NCAA 1-1	2012-13	North Carolina	25-11	12-6	3rd	NCAA 1-1
2000-01	Kansas	26-7	12-4	t2nd	NCAA 2-1	2013-14	North Carolina	24-10	13-5	t3rd	NCAA 1-1
2001-02	Kansas	33-4	16-0	1st	NCAA 4-1						

School	Years	Overall	W-L	Pct.	Conf. Games		ACC Tournament		NCAA Tournament		NIT Games	
					W-L	Pct.	W-L	Pct.	W-L	Pct.	W-L	Pct.
Kansas	(15)	1989-03	418-101	.805	175-49	.781	x	x	34-14	.708	x	x
North Carolina	(11)	2004-14	306-89	.775	130-50	.722	15-9	.625	29-8	.784	4-1	.800
<b>Totals</b>	<b>(26)</b>	<b>1989-14</b>	<b>724-190</b>	<b>.792</b>	<b>305-99</b>	<b>.755</b>	<b>15-9</b>	<b>.625</b>	<b>63-22</b>	<b>.741</b>	<b>4-1</b>	<b>.800</b>

### North Carolina Coaching Records

Career Records				ACC Games Only			Years			W			L			Pct.		
1.	Nat Cartmell	(4)	1911-1914	25	24	.531	1.	Frank McGuire	(8)	1954-1961	84	25	.771					
2.	Charles Doak	(2)	1915-1916	18	16	.529	2.	Dean Smith	(36)	1962-1997	364	136	.728					
3.	Howell Peacock	(2)	1917-1918	14	7	.667	3.	Roy Williams	(11)	2004-2014	130	50	.722					
4.	Rennie Cuthbertson	(1)	1919	9	7	.563	4.	Bill Guthridge	(3)	1998-2000	32	16	.667					
5.	Fred Boye	(2)	1920-1921	19	17	.528	5.	Matt Doherty	(3)	2001-2003	23	25	.479					
	No Coach	(2)	1922-1923	30	7	.811												
6.	Norman Shepard	(1)	1924	26	0	1.000												
7.	Monk McDonald	(1)	1925	20	5	.800												
8.	Harlan Sanborn	(1)	1926	20	5	.800												
9.	James Ashmore	(5)	1927-1931	80	37	.684												
10.	George Sheppard	(4)	1932-1935	69	16	.812												
11.	Walter Skidmore	(4)	1936-1939	65	25	.722												
12.	Bill Lange	(5)	1940-1944	85	41	.622												
13.	Ben Carnevale	(2)	1945-1946	52	11	.828												
14.	Tom Scott	(6)	1947-1952	100	65	.604												
15.	Frank McGuire	(9)	1953-1961	164	58	.739												
16.	Dean Smith	(36)	1962-1997	879	254	.776												
17.	Bill Guthridge	(3)	1998-2000	80	28	.741												
18.	Matt Doherty	(3)	2001-2003	53	43	.552												
19.	Roy Williams	(11)	2004-2014	306	89	.781												

NIT Tournament				ACC Tournament			NCAA Tournament					
1.	Roy Williams	(1)	4	1	.800	1.	Dean Smith	(36)	1962-1997	58	23	.716
2.	Dean Smith	(4)	7	3	.700	2.	Bill Guthridge	(3)	1998-2000	5	2	.714
3.	Matt Doherty	(1)	2	1	.667	3.	Roy Williams	(11)	2004-2014	15	9	.625
						4.	Frank McGuire	(7)	1954-1961	9	6	.600
						5.	Matt Doherty	(3)	2001-2003	3	3	.500

NCAA Tournament					
1.	Frank McGuire	(2)	5	1	.833
2.	Roy Williams	(10)	29	8	.784
3.	Bill Guthridge	(3)	8	3	.727
4.	Dean Smith	(27)	65	27	.707
5.	Ben Carnevale	(1)	2	1	.667
6.	Matt Doherty	(1)	1	1	.500
7.	Bill Lange	(1)	0	2	.000

# North Carolina Tar Heels

## North Carolina (1954-2014)

Year	Head Coach	Overall	ACC	Finish	ACC Trn.	Non Conf.	Post-Season	Final AP	Final Coach	All-ACC	All-Am.	NBA Draft	PPG	FG%	FT%	PPG	Opp. FG%	Reb. Mar.
1954	Frank McGuire	11-10	5-6	(5)	0-1	5-3	-	-	-	1	0	0	68.5	.377	.629	63.6	.320	3.0
1955	Frank McGuire	10-11	8-6	(T4)	0-1	2-3	-	-	-	1	0	0	75.8	.396	.684	76.1	.365	-9.5
1956	Frank McGuire	18-5	11-3	(T1)	1-1	5-0	-	13	11	1	1	0	80.0	.411	.688	71.0	.348	5.0
<b>1957</b>	<b>Frank McGuire</b>	<b>32-0</b>	<b>14-0</b>	<b>(1)</b>	<b>3-0</b>	<b>13-0</b>	<b>NCAA Champ</b>	<b>1</b>	<b>1</b>	<b>3</b>	<b>2</b>	<b>1</b>	<b>65.5</b>	<b>.431</b>	<b>.701</b>	<b>65.5</b>	<b>.352</b>	<b>10.8</b>
1958	Frank McGuire	19-7	10-4	(T2)	2-1	5-2	-	13	12	2	1	3	71.8	.396	.694	64.9	.387	3.7
1959	Frank McGuire	20-5	12-2	(T1)	2-1	6-2	NCAA 0-1	9	6	3	3	0	71.9	.429	.691	65.2	.390	0.8
1960	Frank McGuire	18-6	12-2	(T1)	1-1	4-2	-	-	14	2	2	2	73.1	.413	.758	62.3	.375	3.4
1961	Frank McGuire	19-4	12-2	(1)	5-2	-	-	5	6	2	2	3	76.7	.444	.671	65.7	.398	9.8
1962	Dean Smith	8-9	7-7	(T4)	0-1	1-1	-	-	-	2	0	3	72.4	.469	.667	72.6	.453	-0.8
1963	Dean Smith	15-6	10-4	(3)	1-1	5-1	-	-	-	2	0	1	76.6	.459	.676	70.8	.438	1.9
1964	Dean Smith	12-12	6-8	(5)	1-1	5-3	-	-	-	1	1	0	77.6	.450	.657	77.5	.436	4.8
1965	Dean Smith	15-9	10-4	(2)	0-1	5-4	-	-	-	2	1	1	79.8	.473	.661	77.6	.447	1.5
1966	Dean Smith	16-11	8-6	(T3)	1-1	7-4	-	-	-	2	1	1	80.9	.517	.783	75.3	.479	-1.7
1967	Dean Smith	26-6	12-2	(1)	3-0	11-4	NCAA 2-2	4	3	2	2	2	82.2	.472	.669	71.2	.471	3.5
1968	Dean Smith	28-4	12-2	(1)	3-0	13-2	NCAA 3-1	4	4	3	2	1	83.8	.455	.681	72.4	.444	4.4
1969	Dean Smith	27-5	12-2	(1)	3-0	12-3	NCAA 2-2	4	2	3	1	3	88.9	.491	.717	75.7	.451	5.4
1970	Dean Smith	18-9	9-5	(T2)	0-1	9-3	NIT 0-1	-	-	1	1	1	88.9	.481	.719	78.8	.441	1.3
1971	Dean Smith	26-6	11-3	(1)	2-1	11-1	NIT Champ	13	13	2	0	1	84.6	.522	.743	70.1	.428	5.0
1972	Dean Smith	26-5	9-3	(1)	2-0	13-2	NCAA 3-1	2	2	4	2	4	89.1	.528	.743	71.4	.421	7.3
1973	Dean Smith	25-8	8-4	(2)	0-1	16-2	NIT 3-1	11	12	2	0	2	84.7	.527	.706	72.8	.447	5.1
1974	Dean Smith	22-6	9-3	(T2)	1-1	11-1	NIT 0-1	12	8	2	1	3	87.0	.520	.705	75.3	.459	3.4
1975	Dean Smith	23-8	8-4	(T2)	3-0	12-2	NCAA 2-1	9	10	1	2	2	78.0	.536	.701	78.0	.471	0.0
1976	Dean Smith	25-4	11-1	(1)	1-1	12-1	NCAA 0-1	8	6	3	2	1	85.1	.526	.751	74.3	.470	2.6
1977	Dean Smith	28-5	9-3	(1)	2-0	16-1	NCAA 4-1	5	3	3	2	4	83.6	.537	.746	72.6	.477	1.4
1978	Dean Smith	23-8	9-3	(1)	0-1	12-4	NCAA 0-1	16	10	2	2	3	81.1	.532	.657	70.7	.495	5.6
1979	Dean Smith	23-6	9-3	(T1)	2-0	11-2	NCAA 0-1	9	3	2	1	1	76.5	.533	.721	65.4	.470	3.1
1980	Dean Smith	21-8	9-5	(T2)	1-1	10-1	NCAA 0-1	15	15	2	2	5	73.2	.523	.670	68.0	.496	2.9
1981	Dean Smith	29-8	10-4	(2)	3-0	14-3	NCAA 4-1	6	6	2	2	3	71.9	.522	.731	63.4	.458	5.4
<b>1982</b>	<b>Dean Smith</b>	<b>32-2</b>	<b>12-2</b>	<b>(T1)</b>	<b>3-0</b>	<b>17-0</b>	<b>NCAA Champ</b>	<b>1</b>	<b>1</b>	<b>2</b>	<b>2</b>	<b>4</b>	<b>66.7</b>	<b>.537</b>	<b>.692</b>	<b>55.4</b>	<b>.466</b>	<b>3.7</b>
1983	Dean Smith	28-8	12-2	(T1)	1-1	15-5	NCAA 2-1	8	8	2	2	1	80.7	.515	.741	68.6	.444	3.2
1984	Dean Smith	28-3	14-0	(1)	1-1	13-2	NCAA 1-1	1	1	2	2	4	80.1	.543	.783	64.8	.450	4.3
1985	Dean Smith	27-9	9-5	(T1)	2-1	16-3	NCAA 3-1	7	7	2	0	1	73.5	.540	.761	66.0	.450	3.7
1986	Dean Smith	28-6	10-4	(3)	0-1	18-1	NCAA 2-1	8	8	3	1	3	86.6	.559	.738	69.0	.436	4.8
1987	Dean Smith	32-4	14-0	(1)	2-1	16-3	NCAA 3-1	2	3	3	1	4	91.3	.537	.722	74.9	.472	5.6
1988	Dean Smith	27-7	11-3	(1)	2-1	14-3	NCAA 3-1	7	8	2	1	0	82.1	.535	.727	73.2	.455	3.9
1989	Dean Smith	29-8	9-5	(T2)	3-0	17-3	NCAA 2-1	5	4	2	1	1	90.0	.527	.725	79.7	.453	2.1
1990	Dean Smith	21-13	8-6	(T3)	0-1	13-6	NCAA 2-1	-	-	1	0	0	82.6	.498	.686	77.9	.459	2.6
1991	Dean Smith	29-6	10-4	(2)	3-0	16-2	NCAA 4-1	4	4	2	1	2	87.6	.502	.701	71.6	.418	6.6
1992	Dean Smith	23-10	9-7	(3)	2-1	12-2	NCAA 2-1	18	15	2	0	1	83.5	.500	.716	75.6	.434	4.4
<b>1993</b>	<b>Dean Smith</b>	<b>34-4</b>	<b>14-2</b>	<b>(1)</b>	<b>2-1</b>	<b>21-1</b>	<b>NCAA Champ</b>	<b>4</b>	<b>2</b>	<b>2</b>	<b>1</b>	<b>1</b>	<b>86.1</b>	<b>.506</b>	<b>.706</b>	<b>68.3</b>	<b>.431</b>	<b>8.9</b>
1994	Dean Smith	28-7	11-5	(T2)	3-0	17-2	NCAA 1-1	1	2	2	1	1	85.6	.499	.665	72.4	.395	8.4
1995	Dean Smith	28-6	12-4	(T1)	2-1	14-1	NCAA 4-1	4	5	3	2	2	84.4	.508	.678	74.0	.413	1.7
1996	Dean Smith	21-11	10-6	(3)	0-1	11-4	NCAA 1-1	25	24	3	0	1	77.6	.492	.670	71.0	.412	6.2
1997	Dean Smith	28-7	11-5	(T2)	3-0	10-1	NCAA 4-1	4	5	4	1	1	77.4	.479	.680	66.7	.403	9.4
1998	Bill Guthridge	34-4	13-3	(2)	3-0	18-1	NCAA 4-1	1	1	4	3	3	81.9	.518	.711	65.6	.384	7.5
1999	Bill Guthridge	24-10	10-6	(3)	2-1	12-3	NCAA 0-1	13	13	2	1	0	71.4	.471	.718	64.9	.393	8.9
2000	Bill Guthridge	22-14	9-7	(T3)	0-1	13-6	NCAA 4-1	-	-	3	0	0	75.4	.491	.700	70.2	.408	4.1
2001	Matt Doherty	26-7	13-3	(T1)	2-1	11-3	NCAA 1-1	6	5	3	1	2	79.1	.479	.670	70.9	.391	4.1
2002	Matt Doherty	8-20	4-12	(T7)	0-1	4-7	-	-	-	1	0	0	72.2	.439	.690	78.9	.452	-2.7
2003	Matt Doherty	19-16	6-10	(T6)	1-1	12-5	NIT 2-1	-	-	1	0	0	72.1	.436	.663	71.2	.437	-4.3
2004	Roy Williams	19-11	8-8	(5)	0-1	11-2	NCAA 1-1	18	20	3	2	0	82.1	.458	.688	74.8	.444	4.3
<b>2005</b>	<b>Roy Williams</b>	<b>33-4</b>	<b>14-2</b>	<b>(1)</b>	<b>1-1</b>	<b>18-1</b>	<b>NCAA Champ</b>	<b>2</b>	<b>3</b>	<b>4</b>	<b>2</b>	<b>4</b>	<b>88.0</b>	<b>.499</b>	<b>.725</b>	<b>70.3</b>	<b>.401</b>	<b>7.5</b>
2006	Roy Williams	23-8	12-4	(2)	1-1	10-3	NCAA 1-1	10	12	3	1	1	79.4	.477	.708	68.6	.411	8.1
2007	Roy Williams	31-7	11-5	(T1)	3-0	20-2	NCAA 3-1	4	5	2	1	2	85.7	.499	.712	68.6	.416	8.5
2008	Roy Williams	36-3	14-2	(1)	3-0	19-1	NCAA 4-1	1	3	2	1	0	88.6	.488	.757	72.5	.426	11.0
<b>2009</b>	<b>Roy Williams</b>	<b>34-4</b>	<b>13-3</b>	<b>(1)</b>	<b>1-1</b>	<b>20-0</b>	<b>NCAA Champ</b>	<b>2</b>	<b>1</b>	<b>3</b>	<b>2</b>	<b>4</b>	<b>89.8</b>	<b>.480</b>	<b>.752</b>	<b>72.0</b>	<b>.410</b>	<b>6.3</b>
2010	Roy Williams	20-17	5-11	(T9)	0-1	15-5	NIT 4-1	-	-	0	0	1	74.5	.442	.653	71.9	.412	5.3
2011	Roy Williams	29-8	14-2	(1)	2-1	13-5	NCAA 3-1	7	7	4	0	0	77.5	.450	.672	68.8	.405	6.4
2012	Roy Williams	32-6	14-2	(1)	3-1	15-3	NCAA 3-1	4	6	4	4	4	81.3	.459	.682	67.1	.394	10.4
2013	Roy Williams	25-11	12-6	(3)	2-1	11-4	NCAA 1-1	-	-	2	0	1	76.7	.441	.675	69.2	.423	1.6
2014	Roy Williams	24-10	13-5	(T3)	0-1	11-4	NCAA 1-1	19	21	2	1	0	76.6	.463	.626	69.8	.416	5.0

# NC State Wolfpack



## 2014-15 Wolfpack Roster

**Bold denotes returning starter**

No.	Player	Cl.	Pos.	Hgt.	Wgt.	Hometown
0	Abdul-Malik Abu	Fr.	F	6-8	240	Boston, Mass.
1	Trevor Lacey	R-Jr.	G	6-3	213	Huntsville, Ala.
3	Terry Henderson	Jr.	G	6-4	190	Raleigh, N.C.
4	Chris Brickhouse	So.	F	6-5	210	Raleigh, N.C.
<b>5</b>	<b>Desmond Lee</b>	<b>Sr.</b>	<b>G</b>	<b>6-4</b>	<b>200</b>	<b>Norfolk, Va.</b>
10	Lennard Freeman	So.	F	6-8	250	Washington, D.C.
12	Anthony "Cat" Barber	So.	G	6-2	180	Newport News, Va.
13	Chris Corchiani, Jr.	Fr.	G	6-0	185	Raleigh, N.C.
14	Caleb Martin	Fr.	F	6-6	200	Mocksville, N.C.
15	Cody Martin	Fr.	F	6-6	200	Mocksville, N.C.
20	Patrick Wallace	So.	G	6-1	185	Charlotte, N.C.
21	BeeJay Anya	So.	F	6-9	295	Washington, D.C.
<b>22</b>	<b>Ralston Turner</b>	<b>R-Sr.</b>	<b>G</b>	<b>6-5</b>	<b>205</b>	<b>Muscle Shoals, Ala.</b>
25	Chase Cannon	Jr.	G	6-4	200	Morehead City, N.C.
30	Staats Battle	Sr.	G	6-6	200	Raleigh, N.C.
<b>32</b>	<b>Kyle Washington</b>	<b>So.</b>	<b>F</b>	<b>6-9</b>	<b>225</b>	<b>Champlin, Minn.</b>

**Head Coach:** Mark Gottfried (Alabama '87)  
**Assistants:** Bobby Lutz, Associate Head Coach (Charlotte '80)  
 Orlando Early (Gardner-Webb '90)  
 Rob Moxley (Pfeiffer '94)

### Returning Numbers

2013-14	PG	Pct.
Points	36.8	.517
Rebounds	21.1	.677
Assists	7.2	.558
Starts	95 of 180	.528

### Team Statistics

Category	ACC	NCAA
Scoring Offense	71.1	5 170
Scoring Defense	69.6	11 159
FG Percentage	.461	3 77
FT Percentage	.426	11 120
3-Pt FG Pct.	.305	15 301
3-Pt FG PG	4.4	14 330
Steals	4.8	12 305
Blocked Shots	4.1	8 113
Rebound Margin	-0.8	13 213
Turnover Margin	+1.1	6 100

### Mark Gottfried

NC State	(3)	70-38
Alabama	(11)	210-131
Murray State	(3)	68-24
Career Totals	(17)	348-193

## 2014-15 Schedule

Date	Opponent	TV	Time
N14	Jackson State	ESPN3	7:00
	Global Sports Showcase		
N17	Hofstra	ESPN3	7:00
	Global Sports Showcase		
N20	Jacksonville	RSN	7:00
	Global Sports Showcase		
N23	South Florida	ESPNU	4:00
	Global Sports Showcase		
N26	Richmond	ESPN3	7:00
N28	Boise State	ESPN3	7:00
D2	at Purdue	ESPN2/U	9:00
	ACC/Big Ten Challenge		
D6	Wake Forest	ESPNU	7:30
D12	Charleston Southern	RSN	7:00
D14	Wofford	RSN	4:00
D17	Tennessee	ESPN2	7:00
D20	vs. West Virginia	ESPN2	9:30
	Gotham Classic, MSG, New York, N.Y.		
D23	Louisiana Tech	ESPN3	7:00
D30	Cincinnati	ESPNU	4:00
J3	Pittsburgh	ACCN	Noon
J7	at Virginia	ESPN2	7:00
J11	Duke	CBS	1:30/4:30
J14	North Carolina	ESPN2	7:00
J17	at Florida State	ACCN	1:30
J22	at Miami	ACCN	8:00
J25	Notre Dame	ESPNU	6:30
J28	Clemson	ACCN	9:00
J31	at Georgia Tech	ACCN	Noon
F3	at Wake Forest	ACCN	8:00
F11	Virginia	ACCN	8:00
F14	at Louisville	ESPN2	4:00
F21	Virginia Tech	ESPN2	6:00
F24	at North Carolina	ACCN	8:00
F28	at Boston College	RSN	Noon
M3	at Clemson	RSN	9:00
M7	Syracuse	CBS	Noon
	March 12-16, ACC Tournament, Greensboro (N.C.) Coliseum		

## Pack Plaudits

The Wolfpack enters this season minus ACC Player of the Year T.J. Warren, who led the conference in scoring and field goal percentage and ranked third nationally with a 24.9 ppg scoring average ... fourth-year head coach Mark Gottfried welcomes back three starters and six key players from last season ... Gottfried, who has led the Wolfpack to NCAA berths in each of his three seasons, owns a 348-193 record in 17 seasons as a collegiate head coach and a 70-38 mark at NC State.

Rising senior guard Ralston Turner is the Wolfpack's top returning scorer after averaging 10.5 ppg last season ... Turner ranked eighth in the conference in 3-point shooting at 37.2 percent.

The Wolfpack returns two backcourt players with significant experience in rising sophomore Cat Barber and senior Desmond Lee, who combined to start 37 games in 2013-14 ... Barber averaged 8.5 ppg while handing out 3.5 assists per contest ... Lee averaged 8.4 points, 1.6 assists and 2.9 rebounds per game.

Starting forward Kyle Washington and key reserves Lennard Freeman and BeeJay Anya also return to bolster the Wolfpack up front ... NC State will look for additional frontcourt help from its incoming recruiting class, which features a trio of players in the 6-foot-8/6-foot-7 range in Abdul Malik-Abdu and twin brothers Caleb and Cody Martin.



### Ralston Turner, senior guard

Team's leading returning scorer (10.5) from a year ago ... averaged 16.5 points and 4.0 rebounds in the Wolfpack's two NCAA Tournament games hitting on 11-of-21 (.523) from the floor ... started 22 games in 2014, including the final 18 of the season ... tallied 10-or-more points 19 times, including three games with 20-or-more points ... made at least one 3-point field goal in all but five of his 36 games.



## NC State 2013-14 Final Statistics (22-14, 9-9 t-7th in ACC)

PLAYER	GP	GS	Min	Avg	FG	FGA	Pct	3FG	FGA	Pct	FT	FTA	Pct	Off	Tot	Avg	PF	DQ	A	TO	BK	ST	Pts	Avg
T.J. Warren	35	35	1238	35.4	342	652	.525	31	116	.267	156	226	.690	113	250	7.1	97	5	40	83	21	63	871	24.9
ACC Games Only	17	17	597	35.1	167	318	.525	20	58	.345	80	114	.702	53	111	6.5	49	3	18	45	11	32	434	25.5
Ralston Turner	36	22	940	26.1	126	310	.406	77	207	.372	50	71	.704	18	91	2.5	93	2	33	34	4	21	379	1.5
ACC Games Only	18	13	489	27.2	62	166	.373	38	115	.330	33	46	.717	5	44	2.4	44	0	13	20	1	7	195	1.8
Anthony Barber	36	18	871	24.2	108	269	.401	12	46	.261	78	112	.696	14	72	2.0	59	0	126	62	1	21	306	8.5
ACC Games Only	18	9	398	22.1	41	121	.339	5	22	.227	30	41	.732	6	32	1.8	26	0	51	26	1	8	117	6.5
Desmond Lee	36	19	873	24.3	91	233	.391	21	75	.280	100	138	.725	24	105	2.9	65	1	57	61	1	26	303	8.4
ACC Games Only	18	6	452	25.1	38	107	.355	10	36	.278	51	72	.708	14	51	2.8	32	0	33	35	0	16	137	7.6
Kyle Washington	36	25	718	19.9	73	168	.435	0	2	.000	27	48	.563	29	139	3.9	77	1	16	35	21	6	173	4.8
ACC Games Only	18	17	431	23.9	45	107	.421	0	2	.000	18	35	.514	17	81	4.5	48	1	7	24	15	4	108	6.0
Jordan Vandenberg	32	32	714	22.3	68	100	.680	0	0	.000	12	23	.522	56	149	4.7	103	2	31	19	45	9	148	4.6
ACC Games Only	18	18	354	19.7	23	38	.605	0	0	.000	6	11	.545	32	81	4.5	58	1	14	10	16	4	52	2.9
Tyler Lewis	36	18	716	19.9	55	159	.346	15	64	.234	32	43	.744	11	45	1.3	51	0	135	38	0	7	157	4.4
ACC Games Only	18	9	366	2.3	29	74	.392	9	34	.265	14	18	.778	6	20	1.1	21	0	66	15	0	4	81	4.5
Lennard Freeman	35	11	811	23.2	55	107	.514	0	0	.000	31	69	.449	72	199	5.7	61	1	21	17	9	16	141	4.0
ACC Games Only	17	1	331	19.5	21	50	.420	0	0	.000	19	33	.576	30	72	4.2	27	0	5	4	2	6	61	3.6
BeeJay Anya	33	0	382	11.6	27	46	.587	0	0	.000	15	31	.484	23	68	2.1	57	0	4	17	46	4	69	2.1
ACC Games Only	18	0	227	12.6	16	26	.615	0	0	.000	11	25	.440	16	45	2.5	32	0	4	14	21	2	43	2.4
Patrick Wallace	6	0	14	2.3	4	9	.444	4	9	.444	0	0	.000	0	1	0.2	3	0	1	0	0	0	12	2.0
ACC Games Only	1	0	1	1.0	0	1	.000	0	1	.000	0	0	.000	0	0	0.0	1	0	0	0	0	0	0	0.0
Jevoni Robinson	5	0	6	1.2	1	1	1.000	0	0	.000	0	0	.000	2	2	0.4	3	0	0	0	0	0	2	0.4
ACC Games Only	1	0	1	1.0	0	0	.000	0	0	.000	0	0	.000	0	0	0.0	1	0	0	0	0	0	0	0.0
Chris Brickhouse	4	0	4	1.0	0	0	.000	0	0	.000	0	0	.000	0	0	0.0	1	0	0	0	0	0	0	0.0
ACC Games Only	1	0	1	1.0	0	0	.000	0	0	.000	0	0	.000	0	0	0.0	0	0	0	0	0	0	0	0.0
Staats Battle	6	0	7	1.2	0	3	.000	0	3	.000	0	1	.000	0	2	0.3	0	0	1	1	0	0	0	0.0
ACC Games Only	1	0	1	1.0	0	1	.000	0	1	.000	0	0	.000	0	1	1.0	0	0	0	1	0	0	0	0.0
Chase Cannon	5	0	6	1.2	0	3	.000	0	3	.000	0	0	.000	1	1	0.2	0	0	1	1	1	0	0	0.0
ACC Games Only	1	0	1	1.0	0	0	.000	0	0	.000	0	0	.000	0	0	0.0	0	0	0	1	0	0	0	0.0
<b>Total</b>	<b>36</b>				<b>950</b>	<b>2060</b>	<b>.461</b>	<b>160</b>	<b>525</b>	<b>.305</b>	<b>501</b>	<b>762</b>	<b>.657</b>	<b>422</b>	<b>1239</b>	<b>34.4</b>	<b>670</b>	<b>12</b>	<b>466</b>	<b>375</b>	<b>149</b>	<b>173</b>	<b>2561</b>	<b>71.1</b>
<b>ACC Games Only</b>	<b>18</b>				<b>442</b>	<b>1009</b>	<b>.438</b>	<b>82</b>	<b>269</b>	<b>.305</b>	<b>262</b>	<b>395</b>	<b>.663</b>	<b>214</b>	<b>607</b>	<b>33.7</b>	<b>339</b>	<b>5</b>	<b>211</b>	<b>199</b>	<b>67</b>	<b>83</b>	<b>1228</b>	<b>68.2</b>
<b>Opponents</b>	<b>36</b>				<b>851</b>	<b>1997</b>	<b>.426</b>	<b>196</b>	<b>611</b>	<b>.321</b>	<b>606</b>	<b>851</b>	<b>.712</b>	<b>453</b>	<b>1266</b>	<b>35.2</b>	<b>703</b>	<b>14</b>	<b>406</b>	<b>414</b>	<b>124</b>	<b>205</b>	<b>2504</b>	<b>69.6</b>
<b>ACC Games Only</b>	<b>18</b>				<b>439</b>	<b>996</b>	<b>.441</b>	<b>101</b>	<b>289</b>	<b>.349</b>	<b>314</b>	<b>454</b>	<b>.692</b>	<b>239</b>	<b>651</b>	<b>36.2</b>	<b>359</b>	<b>8</b>	<b>227</b>	<b>202</b>	<b>67</b>	<b>105</b>	<b>1293</b>	<b>71.8</b>

## 2013-14 Game Results

Results	AP	NCS USA	Opp AP	Opp USA	W/L	Score	NCS FGs	NCS FG%	NCS 3FGs	NCS FTs	NCS FT%	Opp FGs	Opp FG%	Opp 3FGs	Opp FT%	Reb Mar	TO ST/Op	Half
N8 Appalachian State					W	98-77	39-63	.619	5-11	15-22	.682	28-57	.491	6-19	.682	+3	11/15	43-38
N12 at Cincinnati					L	57-68	19-58	.328	7-19	12-21	.368	21-53	.396	3-8	.375	+7	11/8	35-35
N16 Campbell					W	81-66	37-68	.544	5-15	2-12	.167	23-50	.460	8-19	.800	+8	10/19	36-25
N20 NC Central					L	72-82	23-57	.404	3-20	23-33	.697	19-47	.404	3-16	.911	-7	11/14	27-33
N26 Florida Gulf Coast					W	82-62	34-62	.548	2-8	12-18	.667	19-55	.345	4-16	.870	+18	11/11	39-24
N30 Eastern Kentucky					W	75-56	30-60	.500	2-14	13-19	.684	22-58	.379	9-29	.500	+15	10/11	21-27
D4 Northwestern					W	69-48	28-61	.459	4-18	9-11	.818	13-52	.250	6-22	.889	+2	5/11	31-20
D7 Long Beach State					W	76-66	30-60	.500	3-15	13-15	.867	26-63	.413	2-11	.800	+3	9/11	36-29
D14 Detroit					W	82-79	25-50	.500	10-21	22-33	.667	27-59	.458	6-20	.679	-5	15/13	37-28
D18 at Tennessee					W	65-58	24-54	.444	3-6	14-19	.737	20-68	.294	3-24	.750	+2	16/10	37-20
D21 East Carolina					W	90-79	39-67	.582	7-19	5-10	.500	30-63	.476	10-27	1.000	+4	8/10	45-38
D28 Missouri			25	25	L	64-68	25-61	.410	6-21	8-14	.571	21-52	.404	7-18	.731	-3	8/10	32-30
D30 at UNC Greensboro					W	68-64	24-59	.407	1-6	19-33	.576	22-58	.379	3-15	.607	-8	12/16	38-35
J4 Pittsburgh					L	62-74	22-56	.393	4-11	14-15	.933	26-54	.481	4-12	.333	+6	16/11	34-26
J7 at Notre Dame					W	77-70	24-58	.414	4-13	25-32	.781	27-66	.409	7-24	.750	+2	8/11	39-36
J11 Virginia					L	45-76	13-45	.289	2-10	17-23	.739	29-62	.468	3-13	.833	-12	16/7	25-48
J15 at Wake Forest					L	69-70	23-55	.418	2-13	21-31	.677	19-35	.543	4-12	.718	+9	11/14	43-35
J18 at Duke			23	20	L	60-95	25-52	.481	2-8	8-16	.500	33-66	.500	11-24	.857	-3	21/8	32-45
J20 Maryland					W	65-56	23-57	.404	5-19	14-22	.636	22-70	.314	7-22	.385	-9	8/12	20-29
J26 Georgia Tech					W	80-78	32-60	.533	5-13	11-20	.550	28-65	.421	6-18	.696	-11	10/14	35-40
J29 Florida State					W	74-70	31-68	.456	4-15	8-11	.727	24-56	.429	7-19	.577	-3	9/11	39-33
F1 at North Carolina					L	70-84	27-66	.409	2-10	14-26	.538	28-69	.406	3-12	.758	-16	12/13	23-40
F8 at Miami					W	56-55	17-45	.378	7-20	15-20	.750	17-51	.333	5-18	.696	-3	11/11	32-26
F11 Wake Forest					W	82-67	31-59	.525	8-18	12-19	.632	24-47	.511	5-10	.452	+5	12/14	46-38
F15 at Syracuse			1	1	L	55-56	22-56	.393	4-14	7-14	.500	19-54	.352	2-12	.727	-1	10/9	26-26
F18 at Clemson					L	56-73	21-46	.457	5-14	9-14	.643	23-48	.479	5-14	.846	-7	14/11	33-32
F22 at Virginia Tech					W	71-64	26-64	.406	4-24	15-25	.600	18-42	.429	6-18	.595	-8	7/17	35-25
F26 North Carolina			19	21	L	84-85												

## Mark Gottfried, NC State Head Coach

Only a handful of coaches in ACC history has achieved what NC State head coach Mark Gottfried has in his three years at the helm of the program .... after 70 wins and three NCAA Tournament trips in three seasons, Gottfried has elevated the Wolfpack basketball program back to national prominence ... through three seasons at NCSU, Gottfried owns a 70-38 record and became just the third coach in the history of the ACC to take his school to the Big Dance in each of his first three seasons ... only legendary coach Everett Case won more games in his first three seasons at NC State ... additionally, the 70 victories was the most for the Wolfpack over a three-year span since 1973-76 ... leading up to the 2013-14 season, Gottfried's young Wolfpack squad was picked to finish 10th in the ACC ... The end result was 22 wins and a trip to the 2014 NCAA Tournament .... NC State defeated Xavier in the first round of the tournament, capping a brilliant late-season run that featured March wins over Pitt and 11th-ranked Syracuse ... under Gottfried's tutelage, T.J. Warren was the 2014 ACC Player of the Year and was third in the nation in scoring ... in 2012-13, Gottfried's second season, the Wolfpack went 24-11 and spent much of the season in the national rankings ... In his first season in Raleigh, the Pack earned its first NCAA Tournament berth since 2006 and made its first Sweet 16 appearance since 2005 ... for Gottfried, this was not unfamiliar territory, as he has now made 19 trips to the Big Dance as either a player or coach ... he became only the second coach in ACC history to lead his team to a pair of NCAA Tournament victories in his initial season and he was one of seven first-year coaches in 68-team tournament field ... In 16 collegiate seasons, his career record stands at 326-179 during his stops at Murray State, Alabama and NC State.



### Gottfried Year by Year

Year	School	Overall	Conference	Post-Season	Year	School	Overall	Conference	Post-Season				
			W-L	Finish				W-L	Finish				
1995-96	Murray State	19-10	12-4	1st	NIT	0-1	2004-05	Alabama	24-8	12-4	1st-West	NCAA	0-1
1996-97	Murray State	20-10	12-6	1st	NCAA	0-1	2005-06	Alabama	18-13	10-6	2nd-West	NCAA	1-1
1997-98	Murray State	29-4	16-2	1st	NCAA	0-1	2006-07	Alabama	20-12	7-9	3rd-West	NIT	0-1
1998-99	Alabama	17-15	7-11	5th-West	NIT	0-1	2007-08	Alabama	17-16	5-11	5th-West		x
1999-00	Alabama	13-16	6-10	4th-West		x	2008-09	Alabama	12-7	2-3		x	x
2000-01	Alabama	25-11	8-8	3rd-West	NIT	4-1	2011-12	NC State	24-13	9-7	t4th	NCAA	2-1
2001-02	Alabama	27-8	12-4	1st-West	NCAA	1-1	2012-13	NC State	24-11	11-7	4th	NCAA	0-1
2002-03	Alabama	17-12	7-9	4th-West	NCAA	0-1	2013-14	NC State	22-14	9-9	t7th	NCAA	1-1
2003-04	Alabama	20-13	8-8	2nd-West	NCAA	3-1							

School	Years	Overall	Conf. Games	ACC Tournament	NCAA Tournament	NIT Games
		W-L	W-L	W-L	W-L	W-L
		Pct.	Pct.	Pct.	Pct.	Pct.
Murray State	(3)	1996-98	68-24	40-12	0-2	0-1
Alabama	(11)	1999-2009	210-131	84-83	5-5	4-3
NC State	(3)	2012-2014	70-38	29-23	3-3	x
<b>Totals</b>	<b>(17)</b>	<b>1996-09, 2012-14</b>	<b>348-193</b>	<b>153-118</b>	<b>8-10</b>	<b>4-4</b>
			<b>.648</b>	<b>.565</b>	<b>.625</b>	<b>.500</b>

### NC State Coaching Records

Career Records	Years	W	L	Pct.
1. Piggy Hargrove	(2) 1911-1912	1	7	.125
2. E.D. Sandborn	(2) 1913,1916	6	12	.333
3. John Hagarty	(1) 1914	5	8	.462
4. H.S. Tucker	(1) 1915	5	5	.500
5. Harry Hartsell	(4) 1917-1918	33	31	.516
	1922-1923			
6. Tal Safford	(1) 1919	11	3	.786
7. Richard Crozier	(3) 1920-21,24	24	35	.408
8. Gus Tebell	(6) 1925-1930	78	35	.660
9. R.R. Sermon	(10) 1931-1940	111	74	.577
10. Bob Warren	(2) 1941-1942	21	16	.568
11. Leroy Jay	(4) 1943-1946	28	45	.384
12. Everett Case	(18) 1947-1964	377	134	.738
13. Press Maravich	(2) 1965-1966	38	13	.745
14. Norman Sloan	(14) 1967-1980	266	127	.677
15. Jim Valvano	(10) 1981-1990	209	114	.647
16. Les Robinson	(6) 1991-1996	78	98	.443
17. Herb Sendek	(10) 1997-2006	191	132	.591
18. Sidney Lowe	(5) 2007-2011	86	78	.524
19. Mark Gottfried	(3) 2012-2014	70	38	.648

ACC Games Only	Years	W	L	Pct.
1. Press Maravich	(2) 1965-1966	19	9	.679
2. Everett Case	(11) 1954-1964	89	59	.601
3. Norman Sloan	(14) 1967-1980	103	77	.573
4. Mark Gottfried	(3) 2012-2014	29	23	.558
5. Jim Valvano	(10) 1981-1990	71	69	.507
6. Herb Sendek	(10) 1997-2006	72	88	.450
7. Sidney Lowe	(5) 2007-2011	25	55	.313
8. Les Robinson	(6) 1991-1996	28	66	.298

ACC Tournament	Years	W	L	Pct.
1. Press Maravich	(2) 1965-1966	5	1	.833
2. Everett Case	(11) 1954-1964	15	7	.682
3. Mark Gottfried	(3) 2012-2014	5	3	.625
4. Herb Sendek	(10) 1997-2006	13	10	.565
5. Norman Sloan	(14) 1967-1980	14	11	.560
6. Jim Valvano	(10) 1981-1990	9	8	.529
7. Sidney Lowe	(5) 2007-2011	5	5	.500
8. Les Robinson	(6) 1991-1996	2	6	.250

NCAA Tournament	No.	W	L	Pct.
1. Norman Sloan	(3)	5	2	.714
2. Jim Valvano	(7)	14	6	.700
3. Mark Gottfried	(3)	3	3	.500
Everett Case	(5)	6	6	.500
Herb Sendek	(5)	5	5	.500
Press Maravich	(1)	1	1	.500
Les Robinson	(1)	1	1	.500

NIT Tournament	No.	W	L	Pct.
1. Norman Sloan	(2)	5	2	.714
2. Sidney Lowe	(2)	3	2	.600
3. Herb Sendek	(4)	6	5	.545
4. Everett Case	(3)	2	3	.400
5. Jim Valvano	(1)	0	1	.000

## NC State (1954-2014)

Year	Head Coach	Overall	ACC	Finish	ACC Trn.	Non Conf.	Post-Season	Final AP	Final Coach	All-ACC	All-Am.	NBA Draft	PPG Offense	FG%	FT%	PPG Defense	Opp. FG%	Reb. Mar.
1954	Everett Case	28-7	5-3	(4)	3-0	18-3	NCAA 2-1	-	14	2	0	1	80.2	.348	.696	68.1	.353	14.0
1955	Everett Case	28-4	12-2	(1)	3-0	12-2	-	4	6	2	1	1	88.7	.385	.715	76.5	.359	19.3
1956	Everett Case	24-4	11-3	(T1)	3-0	8-1	NCAA 0-1	2	2	2	2	2	82.8	.406	.735	70.5	.330	18.1
1957	Everett Case	15-11	7-7	(T4)	0-1	7-2	-	-	-	1	0	3	75.7	.438	.673	74.3	.380	13.2
1958	Everett Case	18-6	10-4	(T2)	1-1	6-0	-	20	16	2	0	0	66.9	.431	.658	61.5	.360	9.4
1959	Everett Case	22-4	12-2	(T1)	3-0	7-2	-	6	5	3	2	2	68.3	.396	.668	61.3	.370	8.5
1960	Everett Case	11-15	5-9	(6)	1-1	5-5	-	-	-	1	0	0	60.3	.397	.667	60.1	.350	5.6
1961	Everett Case	16-9	8-6	(4)	0-1	6-2	-	-	-	1	0	1	77.2	.429	.689	72.3	.400	7.8
1962	Everett Case	11-6	10-4	(3)	0-1	1-1	-	-	-	2	0	0	71.4	.443	.626	66.9	.412	4.6
1963	Everett Case	10-11	5-9	(T4)	1-1	4-1	-	-	-	1	0	1	69.5	.475	.700	68.5	.410	3.4
1964	Everett Case	8-11	4-10	(T7)	0-1	4-0	-	-	-	0	0	0	59.3	.465	.688	63.9	.433	-2.5
1965	Press Maravich	21-5	10-4	(T2)	3-0	8-1	NCAA 1-1	-	12	1	0	0	76.7	.477	.673	68.6	.445	0.5
1966	Press Maravich	18-9	9-5	(2)	2-1	7-3	-	-	-	2	0	0	81.2	.476	.712	73.8	.450	-7.5
1967	Norman Sloan	7-19	2-12	(8)	0-1	5-7	-	-	-	0	0	1	64.4	.413	.668	69.2	.422	0.2
1968	Norman Sloan	16-10	9-5	(T3)	2-1	5-4	-	-	-	1	0	1	70.8	.460	.661	65.7	.390	-5.6
1969	Norman Sloan	15-10	8-6	(T3)	0-1	6-3	-	-	-	1	0	0	71.5	.474	.716	69.3	.426	2.4
1970	Norman Sloan	23-7	9-5	(T2)	3-0	11-2	NCAA 0-1	10	12	3	0	2	83.7	.477	.687	71.7	.409	4.1
1971	Norman Sloan	13-14	5-9	(T6)	1-1	5-4	-	-	-	1	0	0	76.5	.449	.703	77.5	.443	-1.4
1972	Norman Sloan	16-10	6-6	(T4)	0-1	9-2	-	-	-	1	0	0	78.5	.482	.676	72.3	.421	4.0
1973	Norman Sloan	27-0	12-0	(1)	2-0	11-0	-	2	2	2	2	2	92.9	.519	.715	71.1	.437	7.5
<b>1974</b>	<b>Norman Sloan</b>	<b>30-1</b>	<b>12-0</b>	<b>(1)</b>	<b>2-0</b>	<b>14-1</b>	<b>NCAA Champ</b>	<b>1</b>	<b>1</b>	<b>3</b>	<b>3</b>	<b>1</b>	<b>91.4</b>	<b>.499</b>	<b>.708</b>	<b>74.7</b>	<b>.435</b>	<b>6.5</b>
1975	Norman Sloan	22-6	8-4	(T2)	2-1	11-0	-	7	9	1	1	3	92.7	.508	.708	77.9	.468	4.5
1976	Norman Sloan	21-9	7-5	(T2)	0-1	13-2	NIT 3-1	-	-	1	1	1	87.4	.496	.720	81.4	.476	5.0
1977	Norman Sloan	17-11	6-6	(5)	1-1	10-2	-	-	-	1	1	1	78.9	.490	.634	70.8	.474	4.7
1978	Norman Sloan	21-10	7-5	(3)	0-1	13-3	NIT 3-1	-	-	2	0	0	82.4	.483	.674	75.2	.469	5.8
1979	Norman Sloan	18-12	3-9	(6)	1-1	13-1	-	-	-	1	0	3	78.5	.494	.701	70.0	.457	4.3
1980	Norman Sloan	20-8	9-5	(T2)	0-1	10-1	NCAA 0-1	-	-	1	1	2	69.5	.499	.679	61.4	.459	0.9
1981	Jim Valvano	14-13	4-10	(7)	0-1	9-1	-	-	-	1	0	3	66.2	.497	.707	63.1	.473	3.0
1982	Jim Valvano	22-10	7-7	(4)	1-1	14-2	NCAA 0-1	-	-	2	0	1	57.5	.521	.713	49.1	.419	3.3
<b>1983</b>	<b>Jim Valvano</b>	<b>26-10</b>	<b>8-6</b>	<b>(T3)</b>	<b>3-0</b>	<b>14-4</b>	<b>NCAA Champ</b>	<b>16</b>	<b>14</b>	<b>2</b>	<b>0</b>	<b>3</b>	<b>74.2</b>	<b>.472</b>	<b>.689</b>	<b>67.6</b>	<b>.450</b>	<b>0.7</b>
1984	Jim Valvano	19-14	4-10	(7)	0-1	15-3	NIT 0-1	-	-	1	1	0	70.6	.462	.708	67.1	.469	5.5
1985	Jim Valvano	23-10	9-5	(T1)	1-1	13-4	NCAA 3-1	16	18	1	0	3	73.3	.497	.674	73.3	.497	0.0
1986	Jim Valvano	21-13	7-7	(4)	0-1	14-5	NCAA 3-1	-	-	1	0	3	70.6	.495	.690	63.2	.448	2.0
1987	Jim Valvano	20-15	6-8	(6)	3-0	11-7	NCAA 0-1	-	-	0	0	2	77.5	.479	.703	74.8	.481	1.9
1988	Jim Valvano	24-8	10-4	(2)	1-1	13-3	NCAA 0-1	14	13	2	0	2	83.0	.514	.709	71.8	.474	1.5
1989	Jim Valvano	22-9	10-4	(1)	0-1	12-4	NCAA 2-1	19	18	3	0	1	84.5	.501	.700	74.0	.459	0.5
1990	Jim Valvano	18-12	6-8	(T4)	0-1	12-3	-	-	-	1	0	0	82.3	.472	.713	75.1	.483	-0.7
1991	Les Robinson	20-11	8-6	(T3)	1-1	11-4	NCAA 1-1	-	24	3	2	2	98.3	.486	.762	83.5	.488	1.1
1992	Les Robinson	12-18	6-10	(7)	0-1	6-7	-	-	-	2	1	1	77.2	.462	.628	81.2	.490	0.0
1993	Les Robinson	8-19	2-14	(T8)	0-1	6-4	-	-	-	1	0	1	68.0	.432	.629	76.7	.495	0.4
1994	Les Robinson	11-19	5-11	(9)	0-1	6-8	-	-	-	1	0	0	69.1	.411	.652	74.6	.463	0.0
1995	Les Robinson	12-15	4-12	(8)	0-1	8-2	-	-	-	1	0	0	76.0	.421	.731	71.8	.458	0.6
1996	Les Robinson	15-16	3-13	(9)	1-1	11-2	-	-	-	1	0	1	81.2	.435	.735	74.8	.439	2.4
1997	Herb Sendek	17-15	4-12	(8)	3-1	9-1	NIT 1-1	-	-	1	0	0	59.8	.429	.649	54.7	.418	-1.8
1998	Herb Sendek	17-15	5-11	(8)	1-1	11-3	NIT 1-1	-	-	1	0	0	64.4	.436	.716	62.1	.446	-2.6
1999	Herb Sendek	19-14	6-10	(T5)	1-1	12-3	NIT 1-1	-	-	0	0	0	71.6	.454	.678	65.7	.444	5.9
2000	Herb Sendek	20-14	6-10	(T6)	1-1	13-2	NIT 3-2	-	-	0	0	0	69.0	.428	.657	63.6	.417	1.4
2001	Herb Sendek	13-16	5-11	(7)	0-1	8-4	-	-	-	0	0	0	73.8	.439	.673	72.3	.440	2.7
2002	Herb Sendek	23-11	9-7	(T3)	2-1	12-3	NCAA 1-1	-	25	1	0	0	75.4	.452	.755	67.8	.442	-0.2
2003	Herb Sendek	18-13	9-7	(4)	2-1	7-5	NCAA 0-1	-	-	1	0	0	72.5	.456	.770	68.3	.440	-0.3
2004	Herb Sendek	21-10	11-5	(2)	1-1	9-4	NCAA 1-1	15	17	2	1	0	72.9	.450	.799	65.1	.422	0.6
2005	Herb Sendek	21-14	7-9	(T6)	2-1	12-4	NCAA 2-1	-	-	1	0	1	73.1	.455	.705	66.1	.432	-2.3
2006	Herb Sendek	22-10	10-6	(4)	0-1	12-3	NCAA 1-1	-	-	1	0	1	74.5	.465	.751	67.4	.413	-3.0
2007	Sidney Lowe	20-16	5-11	(T10)	3-1	15-5	NIT 2-1	-	-	1	0	0	71.7	.491	.728	71.5	.441	-1.4
2008	Sidney Lowe	15-16	4-12	(T11)	0-1	11-3	-	-	-	0	0	1	67.3	.455	.719	69.7	.424	-2.4
2009	Sidney Lowe	16-14	6-10	(T9)	0-1	10-3	-	-	-	0	0	0	73.0	.475	.717	69.6	.432	3.4
2010	Sidney Lowe	20-16	5-11	(T9)	2-1	13-4	NIT 1-1	-	-	1	0	0	66.6	.434	.679	64.5	.423	-0.6
2011	Sidney Lowe	15-16	5-11	(T10)	0-1	10-4	-	-	-	0	0	0	70.7	.439	.694	70.5	.424	0.5
2012	Mark Gottfried	24-13	9-7	(T4)	2-1	13-5	NCAA 2-1	-	20	2	0	0	72.9	.458	.704	67.6	.415	4.3
2013	Mark Gottfried	24-11	11-7	(4)	1-1	12-3	NCAA 0-1	-	-	2	0	1	77.4	.496	.681	70.2	.420	4.2
2014	Mark Gottfried	22-14	9-9	(T7)	2-1	11-4	NCAA 1-1	-	-	1	1	1	71.1	.461	.657	69.6	.426	-0.8



# Notre Dame Fighting Irish



## 2014-15 Fighting Irish Roster

Bold denotes returning starter

No.	Player	Cl.	Pos.	Hgt.	Wgt.	Hometown
1	Austin Torres	So.	F	6-7	228	Mishawaka, Ind.
3	V.J. Beachem	So.	F	6-8	200	Fort Wayne, Ind.
5	Matt Farrell	Fr.	G	6-1	173	Point Pleasant Beach, N.J.
11	Demetrius Jackson	So.	G	6-1	198	Mishawaka, Ind.
15	Eric Katenda	Jr.	F	6-9	236	Paris, France
20	Austin Burgett	Jr.	F	6-9	228	Avon, Ind.
<b>22</b>	<b>Jerian Grant</b>	<b>Sr.</b>	<b>G</b>	<b>6-5</b>	<b>204</b>	<b>Bowie, Md.</b>
<b>24</b>	<b>Pat Connaughton</b>	<b>Sr.</b>	<b>G/F</b>	<b>6-5</b>	<b>218</b>	<b>Arlington, Mass.</b>
23	Martinas Geben	Fr.	F	6-9	255	Vilnius, Lithuania
30	Zach Auguste	Jr.	F	6-10	240	Marlborough, Mass.
<b>32</b>	<b>Steve Vasturia</b>	<b>So.</b>	<b>G</b>	<b>6-5</b>	<b>211</b>	<b>Medford, N.J.</b>
35	Bonzie Colson	Fr.	F	6-5	226	New Bedford, Mass.

**Head Coach:** Mike Brey (George Washington '82)  
**Assistants:** Anthony Solomon (Virginia '87)  
 Rod Balanis (Georgia Tech '93)  
 Martin Ingelsby (Notre Dame '01)

### Returning Numbers

2013-14	PG	Pct.
Points	31.7	.579
Rebounds	18.4	.544
Assists	9.0	.597
Starts	90 of 160	.563

### Team Statistics

Category	ACC	NCAA
Scoring Offense	72	3 137
Scoring Defense	70.6	13 195
FG Percentage	45.5	6 102
FG Pct Defense	45.1	13 245
FT Percentage	71.8	5 106
3-Pt FG Pct.	35.8	5 106
3-Pt FG PG	7.1	3 86
Steals	5.8	7 208
Blocked Shots	3.0	12 229
Rebound Margin	+1.2	11 152
Turnover Margin	+0.6	7 129

### Mike Brey

Notre Dame	(14)	300-159
Delaware	(5)	99-52
Career Totals	(19)	399-211

## 2014-15 Schedule

Date	Opponent	TV	Time
N14	Binghamton	ESPN3	9:00
	Hall of Fame Tipoff		
N16	Navy	ESPN3	2:00
	Hall of Fame Tipoff		
N19	Coppin State	ESPN3	7:00
N22	vs. Massachusetts	ESPN3	Noon
	Hall of Fame Tipoff, Uncasville, Conn.		
N23	vs. Providence	ESPN2	2:30
	Hall of Fame Tipoff, Uncasville, Conn.		
N26	Grambling	ESPN3	7:00
N29	Chicago State	ESPN3	2:00
D3	Michigan State	ESPN2	7:15
	ACC/Big Ten Challenge		
D6	Fairleigh Dickinson	ESPN3	8:00
D9	Mount St. Mary's	ESPN3	7:00
D13	Florida State	ESPN2	8:00
D20	vs. Purdue	B10N	5:15
	Crossroads Classic, Indianapolis, Ind.		
D22	Northern Illinois	ESPN3	7:00
D30	Hartford	ESPN3	7:00
J3	Georgia Tech	ACCN	2:30
J5	at North Carolina	ESPN/2	7:00
J10	Virginia	ESPN2	6:00
J14	at Georgia Tech	RSN	7:00
J17	Miami	ESPN/2	2:00
J22	at Virginia Tech	RSN	7:00
J25	at NC State	ESPNU	6:30
J28	Duke	ESPN2	7:30
J31	at Pittsburgh	ACCN	Noon
F4	Boston College	RSN	7:00
F7	at Duke	CBS	1:00
F10	at Clemson	ESPN2	7:00
F17	Wake Forest	ESPNU	7:00
F21	at Boston College	RSN	4:00
F24	Syracuse	ACCN	8:00
M4	at Louisville	ESPN2	7:00
M7	Clemson	ACCN	4:00
	March 12-16, ACC Tournament, Greensboro (N.C.) Coliseum		

## Irish Items

Mike Brey, in his 15th season as head coach, leads Notre Dame into its second year of ACC competition ... the Fighting Irish will look to improve on last season's 15-17 overall record ... Brey stands 300-159 as head coach at Notre Dame and needs just one more victory to reach 400 for his career ... last year marked the first time in Brey's tenure that Notre Dame did not compete in postseason play, and the Fighting Irish look to improve this season with the return of two key senior players in guards Jerian Grant and Pat Connaughton.

Grant missed the final 20 games of last season, but ranked among the top scorers in the ACC at 19 points per game before his departure ... Grant was a second-team All-Big East selection two years ago after leading Notre Dame in both scoring (13.3 ppg) and assists (5.5 apg) ... Connaughton, who also starred on the baseball diamond, started all 32 games last season and scored at a 13.8 ppg clip ... he scored in double figures a team-high 25 times last season and had 48 double-digit games for his career.

Notre Dame will also look this season to rising junior Zach Auguste (6.7 ppg) and rising sophomores Steve Vasturia and Demetrius Jackson, who each averaged 6.0 points per game ... that trio combined to start 40 games in 2013-14.



### Pat Connaughton, senior guard

A three-year starter for the Irish, the multi-talented Connaughton is the team's leading returning scorer (13.8) and rebounder (7.1) from a year ago ... has started in 82 straight games dating back to his freshman season - the longest current streak among ACC players - and enters his senior season 10 points shy of 1,000 for his career ... was drafted in the fourth round of the 2014 MLB draft by the Baltimore Orioles.



## Mike Brey, Notre Dame Head Coach

The 2014-15 season will mark the 15th for Notre Dame men's basketball coach Mike Brey his 20th campaign overall as a college head coach ... over the course of his tenure, Brey has built a program that is respected for its consistency on an annual basis ... over the course of his 19-year head coaching career and his 14 seasons with the Irish, Brey has quietly amassed an impressive resume that includes 13 20-win seasons and 11 NCAA tournament appearances and nearly 400 career wins and 300 victories at Notre Dame ... a native of Rockville, Md., and a 1982 graduate of George Washington University, Brey was the head coach at Delaware from 1995-2000 and an assistant coach under Mike Krzyzewski at Duke from 1987-95 ... in his 18 seasons as a head coach, Brey's teams have won three conference titles ... Prior to entering the collegiate ranks, Brey spent five seasons as an assistant coach at his high school alma mater, DeMatha High School in Hyattsville, Md., under the legendary Morgan Wootten before taking the assistant's post at Duke ... Brey served as DeMatha head junior varsity coach and varsity assistant beginning in 1982 ... a standout guard in college, Brey played three seasons at Northwestern Louisiana State (now Northwestern State) from 1977-80, leading the team in assists and steals all three years. He still ranks fifth at the school in all-time assists with 311, while his 180 assists during his sophomore season in 1978-79 ranks as the fourth best single-season total in school history ... Brey played his final collegiate season at George Washington ... after sitting out the 1980-81 season, he averaged 5.0 points and 4.8 rebounds in his senior season with the Colonials.



### Brey Year by Year

Year	School	Overall	Conference		Post-Season	Year	School	Overall	Conference		Post-Season
			W-L	Finish					W-L	Finish	
1995-96	Delaware	15-12	11-7	T-3rd	x	2005-06	Notre Dame	16-14	6-10	T-11th	NIT 1-1
1996-97	Delaware	15-16	8-10	5th	x	2006-07	Notre Dame	24-8	11-5	4th	NCAA 0-1
1997-98	Delaware	20-10	12-6	T-1st	NCAA 0-1	2007-08	Notre Dame	25-8	14-4	T-2nd	NCAA 1-1
1998-99	Delaware	25-6	15-3	T-1st	NCAA 0-1	2008-09	Notre Dame	21-15	8-3	T-9th	NIT 3-1
1999-00	Delaware	24-8	14-4	3rd	NIT 0-1	2009-10	Notre Dame	23-12	10-8	T-7th	NCAA 0-1
2000-01	Notre Dame	20-10	11-5	1st-West	NCAA 1-1	2010-11	Notre Dame	27-7	14-4	2nd	NCAA 1-1
2001-02	Notre Dame	22-11	10-6	2nd-West	NCAA 1-1	2011-12	Notre Dame	22-12	13-5	3rd	NCAA 0-1
2002-03	Notre Dame	24-10	10-6	T3rd-West	NCAA 2-1	2012-13	Notre Dame	25-10	11-7	T-5th	NCAA 0-1
2003-04	Notre Dame	19-13	9-7	7th	NIT 2-1	2013-14	Notre Dame	15-17	6-12	T-11	x
2004-05	Notre Dame	17-12	9-7	6th	NIT 0-1						

School	Years	Overall	W-L	Overall Pct.	Conf. Games		ACC Tournament		NCAA Tournament		NIT Games	
					W-L	Pct.	W-L	Pct.	W-L	Pct.	W-L	Pct.
Delaware	(5)	1996-2000	99-52	.656	60-30	.667	x	.x	0-2	.000	0-1	.000
Notre Dame	(14)	2001-2014	300-159	.654	142-96	.597	0-1	.000	6-9	.400	6-4	.600
<b>Totals</b>	<b>(19)</b>	<b>1996-2014</b>	<b>399-211</b>	<b>.654</b>	<b>202-126</b>	<b>.616</b>	<b>0-1</b>	<b>.000</b>	<b>6-11</b>	<b>.352</b>	<b>6-5</b>	<b>.545</b>

### Notre Dame Coaching Records

Career Records					NCAA Tournament				
	Years	W	L	Pct.	No.	W	L	Pct.	
1. Frank E. Herring	(1) 1898	1	2	.333	1. John Jordan	(6)	8	6	.571
2. J. Fred Powers	(1) 1899	2	0	1.000	2. Digger Phelps	(14)	15	16	.484
3. Bertram G. Maris	(5) 1908-1912	78	20	.794	3. Mike Brey	(9)	7	9	.438
4. Frank E. Hering	(1) 1913	13	2	.867	4. John F. Dee Jr.	(4)	2	6	.333
5. Jesse Harper	(5) 1914-1918	44	20	.686	<b>NIT Tournament</b>				
6. Charles Dorais	(1) 1919-1920	17	23	.233	1. Matt Doherty	(1)	4	1	.800
7. Walter Halas	(3) 1921-1923	25	39	.391	2. John McLeod	(2)	6	2	.750
8. George Keogan	(20) 1924-1943	327	97	.771	2. John F. Dee	(1)	3	1	.750
9. Edward Krause	(6) 1943-44;46-47;50-51	98	48	.671	4. Digger Phelps	(3)	7	3	.700
10. Clem Crowe	(1) 1945	15	5	.750	5. Mike Brey	(4)	6	4	.600
11. Elmer Ripley	(1) 1946	17	4	.809					
12. John Jordan	(13) 1952-1964	199	131	.603					
13. John F. Dee Jr.	(7) 1965-1971	116	80	.592					
14. Digger Phelps	(20) 1972-1991	393	197	.666					
15. John McLeod	(8) 1992-1999	106	124	.461					
16. Matt Doherty	(1) 2000	22	15	.595					
17. Mike Brey	(14) 2001-2014	300	159	.654					

ACC Games Only				
	Years	W	L	Pct.
1. Mike Brey	(1) 2014	6	12	.333



# Notre Dame Fighting Irish

## Notre Dame (1954-2014)

Year	Head Coach	Overall	Conf	Finish	Trny	Non Conf.	Post-Season	Final AP	Final Coach	All-ACC	All-Am.	NBA Draft	PPG Offense	FG%	FT%	PPG Defense	Opp. FG%	Reb. Mar.
1954	John Jordan	22-3	-	-	-	22-3	NCAA 2-1	6	5	-	1	1	75.8	.357	.628	62.9	.326	-
1955	John Jordan	14-10	-	-	-	14-10	-	-	-	-	1	1	74.8	.335	.641	72.3	.364	-
1956	John Jordan	9-15	-	-	-	9-15	-	-	-	--	1	0	76.2	.367	.656	77.2	.398	-
1957	John Jordan	20-8	-	-	-	20-8	NCAA 2-1	17	-	-	0	0	84.4	.413	.711	75.0	.386	14.2
1958	John Jordan	24-5	-	-	-	24-5	NCAA 2-1	8	7	-	1	0	81.9	.391	.717	70.6	.381	11.1
1959	John Jordan	12-13	-	-	-	12-13	-	-	-	-	1	1	70.2	.344	.647	68.6	.383	4.2
1960	John Jordan	17-9	-	-	-	17-9	NCAA 0-1	-	-	-	0	0	72.0	.385	.642	65.7	.356	3.6
1961	John Jordan	12-14	-	-	-	12-14	-	-	-	-	0	0	67.6	.388	.648	69.2	.389	-1.0
1962	John Jordan	7-16	-	-	-	7-16	-	-	-	-	0	0	76.8	.350	.706	83.1	.432	-4.4
1963	John Jordan	17-9	-	-	-	17-9	NCAA 0-1	-	-	-	0	0	78.5	.397	.687	70.8	.389	12.2
1964	John Jordan	10-14	-	-	-	10-14	-	-	-	-	0	0	84.5	.411	.680	83.9	.425	7.6
1965	John Dee	15-12	-	-	-	15-12	NCAA 0-1	-	-	-	0	1	89.5	.437	.663	81.4	.391	16.1
1966	John Dee	5-21	-	-	-	5-21	-	-	-	-	0	0	74.1	.373	.712	84.6	.441	-0.2
1967	John Dee	14-14	-	-	-	14-14	-	-	-	-	1	0	80.0	.440	.685	75.5	.415	9.8
1968	John Dee	21-9	-	-	-	21-9	NCAA 3-1	-	-	-	1	0	77.4	.453	.742	72.0	.406	7.0
1969	John Dee	20-7	-	-	-	20-7	NCAA 0-1	17	-	-	0	0	80.8	.443	.692	74.0	.407	7.1
1970	John Dee	21-8	-	-	-	21-8	NCAA 1-2	9	8	-	1	1	93.5	.482	.672	86.1	.448	6.1
1971	John Dee	20-9	-	-	-	20-9	NCAA 1-2	12	12	-	2	3	91.2	.457	.725	83.5	.444	4.7
1972	Digger Phelps	6-20	-	-	-	6-20	-	-	-	-	0	0	73.2	.393	.629	85.8	.490	-5.3
1973	Digger Phelps	18-12	-	-	-	18-12	NIT 3-1	-	-	-	1	0	76.9	.468	.631	72.7	.438	3.3
1974	Digger Phelps	26-3	-	-	-	26-3	NCAA 2-1	5	3	-	2	2	89.9	.530	.717	73.0	.446	9.3
1975	Digger Phelps	19-10	-	-	-	19-10	NCAA 1-2	14	14	-	1	0	85.5	.477	.737	77.7	.478	6.3
1976	Digger Phelps	23-6	-	-	-	23-6	NCAA 1-1	7	8	-	1	1	85.4	.501	.709	74.9	.456	12.2
1977	Digger Phelps	22-7	-	-	-	22-7	NCAA 1-1	10	-	-	1	1	85.4	.503	.719	71.9	.468	10.8
1978	Digger Phelps	23-8	-	-	-	23-8	NCAA 3-2	6	-	-	1	2	80.7	.515	.701	68.1	.446	6.3
1979	Digger Phelps	24-6	-	-	-	24-6	NCAA 2-1	4	5	-	1	2	79.7	.527	.763	64.1	.469	5.5
1980	Digger Phelps	22-6	-	-	-	22-6	NCAA 0-1	9	1	1	1	1	78.1	.514	.667	66.9	.477	4.8
1981	Digger Phelps	23-6	-	-	-	23-6	NCAA 1-1	7	9	-	2	3	72.0	.552	.697	62.4	.490	5.1
1982	Digger Phelps	10-17	-	-	-	10-17	-	-	-	-	1	0	59.6	.489	.674	61.9	.510	-1.1
1983	Digger Phelps	19-10	-	-	-	19-10	NIT 0-1	-	-	-	1	1	65.6	.540	.717	55.8	.459	6.1
1984	Digger Phelps	21-12	-	-	-	21-12	NIT 4-1	-	-	-	0	1	64.6	.482	.675	57.8	.455	7.0
1985	Digger Phelps	21-9	-	-	-	21-9	NCAA 1-1	-	-	-	0	0	69.8	.463	.739	62.3	.464	7.0
1986	Digger Phelps	23-6	-	-	-	23-6	NCAA 0-1	10	11	-	0	1	78.9	.521	.776	64.8	.471	8.6
1987	Digger Phelps	24-8	-	-	-	24-8	NCAA 2-1	18	18	-	1	1	65.1	.486	.765	59.4	.463	6.1
1988	Digger Phelps	20-9	-	-	-	20-9	NCAA 0-1	-	-	-	1	1	73.0	.507	.733	63.3	.462	9.8
1989	Digger Phelps	21-9	-	-	-	21-9	NCAA 1-1	-	-	-	0	0	77.5	.512	.648	71.8	.471	8.9
1990	Digger Phelps	16-13	-	-	-	16-13	NCAA 0-1	-	-	-	0	0	79.4	.512	.720	75.0	.467	8.3
1991	Digger Phelps	12-20	-	-	-	12-20	-	-	-	-	0	0	69.8	.473	.711	74.3	.466	2.8
1992	John Macleod	18-15	-	-	-	18-15	NIT 4-1	-	-	-	0	2	69.8	.493	.676	71.5	.449	3.0
1993	John Macleod	9-18	-	-	-	9-18	-	-	-	-	0	0	63.4	.413	.677	70.3	.432	-1.4
1994	John Macleod	12-17	-	-	-	12-17	-	-	-	-	0	1	72.2	.449	.667	73.4	.428	.9
1995	John Macleod	15-12	-	-	-	15-12	-	-	-	-	0	0	70.3	.460	.675	69.7	.419	-2.8

### Member of Big East Conference

1996	John Macleod	9-18	4-14 (6BE6)	0-1	5-3	-	-	-	1	0	0	66.8	.430	.622	71.4	.419	-0.1
1997	John Macleod	16-14	8-10 (4BE6)	0-1	8-3	NIT 2-1	-	-	1	0	0	71.0	.460	.669	69.7	.401	2.1
1998	John Macleod	13-14	7-11 (5BE6)	0-1	6-2	-	-	-	1	1	1	70.2	.446	.667	71.0	.426	3.2
1999	John Macleod	14-16	8-10 (T9)	0-1	6-5	-	-	-	1	0	0	72.3	.472	.695	74.2	.429	1.4
2000	Matt Doherty	22-15	8-8 (T6)	1-1	13-6	NIT 4-1	-	-	1	1	0	71.2	.466	.742	68.1	.410	2.4
2001	Mike Brey	20-10	11-5 (1W)	0-1	9-4	NCAA 1-1	19	19	2	1	1	77.9	.462	.688	69.3	.393	1.8
2002	Mike Brey	22-11	10-6 (2W)	1-1	11-4	NCAA 1-1	-	-	3	1	1	78.8	.459	.709	68.4	.397	3.2
2003	Mike Brey	24-10	10-6 (T3W)	0-1	14-3	NCAA 2-1	22	20	2	2	0	79.2	.446	.761	71.3	.412	-0.4
2004	Mike Brey	19-13	9-7 (7)	1-1	11-5	NIT 2-1	-	-	2	1	0	70.5	.420	.729	67.2	.428	-1.8
2005	Mike Brey	17-12	9-7 (6)	0-1	8-4	NIT 0-1	-	-	1	0	0	67.3	.410	.723	64.1	.424	-0.4
2006	Mike Brey	16-14	6-10 (T9)	0-1	10-3	NIT 1-1	-	-	1	1	0	76.4	.449	.729	70.7	.421	2.5
2007	Mike Brey	24-8	11-5 (4)	1-1	12-2	NCAA 0-1	17	17	2	0	0	81.0	.459	.743	68.0	.417	4.2
2008	Mike Brey	25-8	14-4 (T2)	0-1	11-3	NCAA 1-1	15	19	2	1	0	79.0	.454	.738	69.6	.411	5.7
2009	Mike Brey	21-15	8-10 (T9)	1-1	12-4	NIT 3-1	-	-	1	1	0	75.8	.433	.709	70.7	.429	.8
2010	Mike Brey	23-12	10-8 (T7)	2-1	11-3	NCAA 0-1	-	-	2	1	1	75.0	.470	.723	68.4	.435	3.5
2011	Mike Brey	27-7	14-4 (T2)	1-1	12-2	NCAA 1-1	5	14	2	1	0	75.2	.460	.724	65.5	.408	4.4
2012	Mike Brey	22-12	13-5 (3)	1-1	8-6	NCAA 0-1	-	-	0	0	0	66.4	.434	.704	61.7	.414	-0.7
2013	Mike Brey	25-10	11-7 (T5)	2-1	12-2	NCAA 0-1	23	-	0	0	0	70.0	.462	.709	63.5	.420	4.2

### Member of Atlantic Coast Conference

2014	Mike Brey	15-17	6-12 (T11)	0-1	9-4	-	-	-	1	0	0	72.0	.455	.718	70.6	.451	1.2
------	-----------	-------	------------	-----	-----	---	---	---	---	---	---	------	------	------	------	------	-----

# Pitt Panthers



## 2014-15 Panthers Roster

**Bold denotes returning starter**

No.	Player	Cl.	Pos.	Hgt.	Wgt.	Hometown
<b>0</b>	<b>James Robinson</b>	<b>Jr.</b>	<b>G</b>	<b>6-3</b>	<b>198</b>	<b>Mitchellville, Md.</b>
1	Jamel Artis	So.	F	6-7	220	Baltimore, Md.
<b>2</b>	<b>Michael Young</b>	<b>So.</b>	<b>F</b>	<b>6-9</b>	<b>235</b>	<b>Duquesne, Pa.</b>
<b>3</b>	<b>Cameron Wright</b>	<b>R-Sr.</b>	<b>G</b>	<b>6-5</b>	<b>205</b>	<b>Cleveland, Ohio</b>
4	Ryan Luther	Fr.	F	6-9	215	Gibsonia, Pa.
5	Durand Johnson	R-Jr.	F	6-6	210	Baltimore, Md.
11	Derrick Randall	Sr.	F	6-9	240	Brooklyn, N.Y.
12	Chris Jones	R-So.	G/F	6-6	213	Teaneck, N.J.
13	Josh Newkirk	So.	G	6-1	185	Raleigh, N.C.
15	Aron Phillips-Nwankwo	R-Sr.	F	6-7	215	Baltimore, Md.
21	Sheldon Jeter	So.	F	6-8	225	Beaver Falls, Pa.
22	Joshua Ko	So.	G	6-1	150	Kailua, Hawaii
23	Cameron Johnson	Fr.	G	6-7	185	Moon Township, Pa.
24	Mike Lecak	R-Jr.	G	6-2	175	Pittsburgh, Pa.
44	Tyrone Haughton	Jr.	C	6-9	220	Miami, Fla.
50	Joseph Uchebo	Jr.	C	6-10	245	Enugu, Nigeria

**Head Coach:** Jamie Dixon (TCU '87)  
**Assistants:** Brandin Knight (Pittsburgh '05)  
 Bill Barton (Salem State '89)  
 Martin Williamson (Youngstown State '12)

## 2014-15 Schedule

Date	Opponent	TV	Time
N14	Niagara.....	ESPN3	7:00
	EA Sports Maui Invitational		
N16	Samford.....	RSN	1:00
N21	at Hawaii.....		midnight
	Wailuku, Hawaii		
N24	vs. Chaminade.....	ESPNU	9:00
	EA Sports Maui Invit., Maui, Hawaii		
N25	in EA Sports Maui Invit. ....	ESPNN	TBA
N26	in EA Sports Maui Invit. ....	ESPNN	TBA
D2	at Indiana.....	ESPN2	7:00
	ACC/Big Ten Challenge		
D5	vs. Duquesne.....	ESPN3	7:00
	Consol Energy Center, Pittsburgh, Pa.		
D13	St. Bonaventure.....	ESPNU	2:00
D17	Manhattan.....	ESPN3	7:00
D20	Oakland.....	RSN	4:00
D23	Holy Cross.....	ESPN3	7:00
D30	Florida Gulf Coast.....	ESPN3	7:30
J3	at NC State.....	ACCN	Noon
J6	at Boston College.....	RSN	9:00
J10	Clemson.....	RSN	Noon
J14	Florida State.....	RSN	9:00
J17	Georgia Tech.....	ACCN	4:00
J19	at Duke.....	ESPN	7:00
J25	Louisville.....	CBS	4:00
J27	at Virginia Tech.....	ESPNU	7:00
J31	Notre Dame.....	ACCN	Noon
F2	Bryant.....	ESPN3	7:00
F7	Syracuse.....	ESPN/2	4:00
F11	at Louisville.....	ACCN	8:00
F14	North Carolina.....	ACCN	Noon
F16	at Virginia.....	ESPN	7:00
F21	at Syracuse.....	ACCN	Noon
F24	Boston College.....	ESPNU	9:00
M1	at Wake Forest.....	ESPNU	6:30
M4	Miami.....	ACCN	8:00
M7	at Florida State.....	ESPN/2	TBD
	March 10-14, ACC Tournament, Greensboro (N.C.) Coliseum		

## Panther Prose

Jamie Dixon enters his 12th year as Pitt head coach after leading the Panthers to a 26-10 record, a fifth-place ACC regular-season finish and an NCAA Tournament berth in their first season as conference members ... Dixon has posted at least 22 wins in each of his previous 11 seasons, including a pair of 31-win seasons ... he needs 12 more victories to reach the 300-mark for his head coaching career ... his major task in 2014-15 will be replacing starters Lamar Patterson (17.1 ppg, 4.3 apg) and Talib Zanna (13.0 ppg, 8.6 rpg), but Pitt sports a solid returning cast and promising four-man recruiting class.

Senior guard Cameron Wright, junior guard James Robinson and sophomore forward Michael Young each started all 36 of Pitt's games last season ... Wright is the team's leading returning scorer at 10.5 ppg, and he ranked third on the team last season in minutes played at 30.9 per game ... Robinson has started all 68 games of his college career thus far, averaging 6.9 points and 3.8 assists per contest.

Pitt could get an additional boost from the return of 6-foot-6 junior forward Durand Johnson, who played a huge sixth man role for the Panthers last season before missing the final 20 games with a knee injury ... Johnson averaged 8.8 points and 3.0 rebounds last season while playing nearly 20 minutes per game.



## Cameron Wright, senior guard

Team's leading returning scorer (10.5) ... led the team in steals (66) and ranked third with 92 assists ... started all 36 games in 2014 after totaling 11 starts his first two seasons ... named the recipient of 2014 Skip Prosser Award as the ACC's top scholar-athlete for men's basketball ... improved his per game scoring average from 4.3 ppg in 2013 to 10.5 ppg a year ago ... had 20 games with 10 or more points.

## Returning Numbers

2013-14	PG	Pct.
Points	41.3	.575
Rebounds	22.6	.632
Assists	10.8	.693
Starts	109 of 180	.606

## Team Statistics

Category	ACC	NCAA
Scoring Offense	71.8	4 140
Scoring Defense	61.9	5 20
FG Percentage	.406	4 80
FG Pct Defense	.412	7 66
FT Percentage	.712	6 132
3-Pt FG Pct.	.351	7 136
3-Pt FG PG	5.1	11 288
Steals	7.1	3 70
Blocked Shots	3.0	14 237
Rebound Margin	+5.9	2 17
Turnover Margin	+1.9	3 57

## Jamie Dixon

Pittsburgh	(11)	288-96
Career Totals	(11)	288-96

## Pittsburgh 2013-14 Final Statistics (26-10, 11-7 5th in ACC)

PLAYER	GP	GS	Min	Avg	FG	FGA	Pct	3FG	FGA	Pct	FT	FTA	Pct	Off	Tot	Avg	PF	DQ	A	TO	BK	ST	Pts	Avg
Lamar Patterson	36	36	1173	32.6	202	458	.441	80	206	.388	132	175	.754	35	175	4.9	73	1	154	93	12	51	616	17.1
ACC Games Only	18	18	624	34.7	104	257	.405	44	116	.379	76	100	.760	19	89	4.9	47	1	80	54	5	26	328	18.2
Talib Zanna	35	35	1061	3.3	160	273	.586	0	2	.000	134	201	.667	115	300	8.6	90	3	19	54	29	22	454	13.0
ACC Games Only	18	18	578	32.1	75	138	.543	0	1	.000	83	126	.659	65	160	8.9	51	1	6	28	16	10	233	12.9
Cameron Wright	36	36	1111	3.9	152	333	.456	10	43	.233	63	94	.670	26	117	3.3	74	0	92	52	6	66	377	1.5
ACC Games Only	18	18	592	32.9	75	169	.444	7	22	.318	32	49	.653	16	63	3.5	44	0	47	30	3	27	189	1.5
Durand Johnson	16	0	317	19.8	45	111	.405	22	65	.338	29	34	.853	17	48	3.0	24	0	23	14	5	14	141	8.8
ACC Games Only	3	0	49	16.3	7	11	.636	4	6	.667	10	12	.833	3	7	2.3	6	0	3	1	1	3	28	9.3
James Robinson	36	36	1117	31.0	83	207	.401	24	70	.343	85	107	.794	17	111	3.1	96	3	148	36	11	53	275	7.6
ACC Games Only	18	18	603	33.5	45	111	.405	13	36	.361	37	49	.755	10	54	3.0	54	3	69	20	5	30	140	7.8
Michael Young	36	36	779	21.6	69	167	.413	10	28	.357	67	82	.817	56	147	4.1	63	1	32	32	16	15	215	6.0
ACC Games Only	18	18	417	23.2	34	85	.400	6	15	.400	34	43	.791	25	65	3.6	34	0	18	19	7	8	108	6.0
Jamel Artis	36	0	555	15.4	58	126	.460	8	27	.296	51	72	.708	38	106	2.9	54	0	23	29	10	6	175	4.9
ACC Games Only	18	0	278	15.4	27	59	.458	4	15	.267	30	42	.714	19	52	2.9	27	0	11	18	5	5	88	4.9
Josh Newkirk	36	0	612	17.0	62	134	.463	23	53	.434	17	38	.447	6	43	1.2	60	1	61	30	1	14	164	4.6
ACC Games Only	18	0	301	16.7	30	57	.526	15	27	.556	9	15	.600	4	20	1.1	30	1	25	11	0	9	84	4.7
Chris Jones	30	0	222	7.4	24	54	.444	4	17	.235	20	25	.800	11	26	.9	27	0	7	8	1	3	72	2.4
ACC Games Only	16	0	134	8.4	8	25	.320	2	10	.200	9	14	.643	6	18	1.1	14	0	5	6	0	2	27	1.7
Derrick Randall	36	1	310	8.6	31	55	.564	0	0	.000	14	31	.452	40	86	2.4	49	0	1	14	15	8	76	2.1
ACC Games Only	18	0	124	6.9	10	16	.625	0	0	.000	5	11	.455	11	21	1.2	19	0	1	6	8	4	25	1.4
Aron Nwankwo	9	0	16	1.8	4	9	.444	1	3	.333	1	2	.500	5	7	0.8	2	0	0	2	1	0	10	1.1
ACC Games Only	1	0	2	2.0	0	1	.000	0	1	.000	0	0	.000	1	1	1.0	0	0	0	2	0	0	0	0.0
Joshua Ko	10	0	12	1.2	3	7	.429	1	3	.333	0	0	.000	0	0	0.0	0	0	0	0	0	0	7	0.7
ACC Games Only	2	0	3	1.5	0	1	.000	0	1	.000	0	0	.000	0	0	0.0	0	0	0	0	0	0	0	0.0
Joseph Uchebo	9	0	23	2.6	2	5	.400	0	0	.000	0	0	.000	2	7	0.8	4	0	0	1	0	2	4	0.4
ACC Games Only	7	0	16	2.3	1	3	.333	0	0	.000	0	0	.000	2	6	0.9	2	0	0	1	0	1	2	0.3
Mike Lecak	11	0	17	1.5	0	5	.000	0	5	.000	0	0	.000	0	1	0.1	3	0	3	1	0	0	0	0.0
ACC Games Only	3	0	4	1.3	0	1	.000	0	1	.000	0	0	.000	0	0	0.0	0	0	0	0	0	0	0	0.0
<b>Total</b>	<b>36</b>				<b>895</b>	<b>1944</b>	<b>.460</b>	<b>183</b>	<b>522</b>	<b>.351</b>	<b>613</b>	<b>861</b>	<b>.712</b>	<b>432</b>	<b>1291</b>	<b>35.9</b>	<b>620</b>	<b>9</b>	<b>563</b>	<b>373</b>	<b>107</b>	<b>254</b>	<b>2586</b>	<b>71.8</b>
ACC Games Only	18				416	934	.445	95	251	.378	325	461	.705	210	615	34.2	329	6	265	199	50	125	1252	69.6
Opponents	36				771	1872	.412	205	628	.326	482	682	.707	352	1079	3.0	673	13	406	440	144	171	2229	61.9
ACC Games Only	18				394	922	.427	115	326	.353	274	383	.715	182	553	3.7	343	8	223	217	83	96	1177	65.4

## 2013-14 Game Results

Results	PITT AP	USA	Opp AP	USA	W/L	Score	PITT FGs	PITT FG%	PITT 3FGs	PITT FTs	PITT FT%	Opp FGs	Opp FG%	Opp 3FGs	Opp FT%	Reb Mar	TO PITT/Op	Half
N8 Savannah State					W	88-55	26-52	.500	7-15	29-38	.763	20-64	.313	5-20	.714	+19	16/17	40-13
N12 Fresno State					W	75-54	30-67	.448	0-11	15-21	.714	19-51	.373	6-23	.625	+23	10/15	35-18
N17 Howard					W	84-52	29-50	.580	8-15	18-23	.783	17-47	.362	7-18	.733	+9	13/18	48-24
N20 Lehigh					W	77-58	29-62	.468	11-26	8-14	.571	21-47	.442	5-14	.647	+23	9/8	47-23
N25 #Texas Tech					W	76-53	25-53	.472	10-24	16-21	.762	19-49	.388	5-11	.769	-1	8/17	41-18
N26 #Stanford					W	88-67	25-55	.455	8-17	30-34	.882	24-48	.500	5-15	.700	+2	5/14	43-28
N30 +Duquesne					W	84-67	33-67	.493	3-16	15-21	.714	20-50	.400	9-18	.514	+14	7/11	39-35
D3 Penn State					W	78-69	24-54	.444	2-11	28-35	.800	23-55	.418	4-15	.826	+9	9/8	28-30
D6 Loyola Marymount					W	85-68	35-60	.583	1-8	14-23	.609	26-67	.388	3-12	.867	-2	10/12	40-29
D14 Youngtown State					W	91-73	35-68	.515	5-16	16-20	.800	26-56	.464	6-20	.714	+26	13/9	43-32
D17 *Cincinnati					L	43-44	11-35	.314	2-13	19-29	.655	20-53	.377	3-13	.333	-8	7/9	20-20
D21 Cal Poly					W	73-56	27-58	.466	7-15	12-12	1.000	22-53	.415	7-26	.455	+8	12/15	28-23
D31 Albany					W	58-46	24-54	.444	1-10	9-16	.563	16-51	.314	5-15	.900	+13	10/10	28-18
J4 at NC State					W	74-62	26-54	.481	4-12	18-24	.750	22-56	.393	4-11	.933	-6	11/16	26-34
J6 Maryland					W	79-59	29-55	.527	6-10	15-25	.600	20-56	.357	8-25	.733	Even	7/13	36-30
J11 Wake Forest					W	80-65	26-53	.491	5-12	23-31	.742	20-51	.392	4-12	.677	+10	10/9	40-26
J14 at Georgia Tech	22	21			W	81-74	29-51	.569	2-7	21-31	.677	26-57	.456	8-22	.737	+20	14/12	32-35
J18 at Syracuse	22	21	2	2	L	54-59	18-47	.383	5-14	13-23	.565	21-41	.512	4-15	.722	+11	11/9	21-25
J21 Clemson	20	19			W	76-43	27-48	.563	8-15	14-18	.778	16-60	.320	4-19	.500	+5	10/14	37-20
J25 at Maryland	20	19			W	83-79	25-49	.510	1-7	32-47	.681	26-54	.481	4-17	.767	+9	16/17	42-37
J27 Duke	18	17	17	16	L	65-80	21-51	.412	5-12	18-24	.750	28-58	.483	13-25	.733	-5	10/7	32-34
F2 Virginia	18	17			L	45-48	15-47	.319	4-11	11-19	.579	19-47	.404	4-12	.500	-1	8/9	23-21
F5 at Miami	25	22			W ot	59-55	18-54	.333	4-14	19-26	.731	18-52	.346	5-20	.560	-6	9/14	29-28
F8 Virginia Tech	25	22			W2ot	62-57	18-48	.375	6-21	20-28	.714	17-53	.321	7-22	.800	-15	11/20	27-26
F12 Syracuse	25	23	1	1	L	56-58	18-50	.360	6-19	14-19	.737	18-42	.429	6-14	.842	+11	11/8	27-24
F15 at North Carolina	25	23			L	71-75	26-64	.406	4-15	15-23	.652	27-61	.443	6-14	.600	Even	14/13	31-35
F23 Florida State					L	66-71	20-54	.370	8-18	18-28	.643	19-46	.413	6-17	.871	+3	11/11	31-37
F26 at Boston College					W	66-59	23-46	.500	5-10	15-19	.789	21-44	.477	4-16	.591	+15	17/11	35-26
M1 at Notre Dame					W ot	85-81</												



## Jamie Dixon, Pittsburgh Head Coach

Jamie Dixon enters 12th season as Pitt's head basketball coach and 16th year at the University of Pittsburgh in 2014-15 ... Dixon has stockpiled numerous coaching milestones and awards ... he set the all-time NCAA Division I record for most wins after eight seasons as a head coach in 2011 with 216 victories ... he also ranks fourth all-time in wins after 10 seasons as a head coach (262 wins), third following nine seasons (238), tied the record for most wins after seven years in 2010 (188) and set the six-year mark in 2009 (163) ... Dixon has won three conference titles and led Pitt to the NCAA tournament 10 times ... in the Panthers' inaugural season as an ACC member in 2013-14, Dixon's squad posted 26 overall wins, finished fifth in the league regular-season standing with an 11-7 mark, reached the semifinals of the ACC Tournament and won one at least one game in conference tournament play for the eighth time in 10 years ... Dixon has earned four college basketball National Coach of the Year honors: 2011 Sporting News, 2010 Jim Phelan Award, 2010 USA Basketball and 2009 Naismith ... he guided Pitt to three Big East Championships, including two outright Big East regular season titles (2003-04 and 2010-11) and one tournament championship (2008) ... Dixon led Pitt to its first two No. 1 seeds upon entering the NCAA Tournament (2009 and 2011) and was the only head coach in NCAA Division I basketball to guide his team to the NCAA Tournament and win at least one game in each tournament over a six-year span (2006-11) ... Dixon has 22 years of major NCAA Division I coaching experience, including stints at Pitt (15 years), Northern Arizona (four years), Hawaii (three years) and UC-Santa Barbara (one year) ... Dixon received his bachelor's degree in finance from TCU in 1987 and earned a master's degree in economics from UC-Santa Barbara in 1992 ... he led TCU to two Southwest Conference basketball titles as a junior and senior.



### Dixon Year by Year

Year	School	Overall	W-L	Conference Finish	Post-Season	Year	School	Overall	W-L	Conference Finish	Post-Season
2003-04	Pittsburgh	31-5	13-3	t1st	NCAA 2-1	2009-10	Pittsburgh	25-9	13-5	2nd	NCAA 1-1
2004-05	Pittsburgh	20-9	10-6	5th	NCAA 0-1	2010-11	Pittsburgh	28-6	15-3	1st	NCAA 1-1
2005-06	Pittsburgh	25-8	10-6	4th	NCAA 1-1	2011-12	Pittsburgh	22-17	5-13	13th	CBI 5-1
2006-07	Pittsburgh	29-8	12-4	2nd	NCAA 2-1	2012-13	Pittsburgh	24-9	12-6	4th	NCAA 0-1
2007-08	Pittsburgh	27-10	10-8	7th	NCAA 1-1	2013-14	Pittsburgh	26-10	11-7	5th	NCAA 1-1
2008-09	Pittsburgh	31-5	15-3	t2nd	NCAA 3-1						

School	Years	Overall	Conf. Games	ACC Tournament	NCAA Tournament	NIT Games						
		W-L	W-L	W-L	W-L	W-L						
		Pct.	Pct.	Pct.	Pct.	Pct.						
Pittsburgh	(11)	2004-2014	288-96	.750	126-68	.649	2-1	.667	12-10	.545	0-0	.000
<b>Totals</b>	<b>(10)</b>	<b>2003-2013</b>	<b>288-96</b>	<b>.750</b>	<b>126-68</b>	<b>.649</b>	<b>2-1</b>	<b>.667</b>	<b>12-10</b>	<b>.545</b>	<b>0-0</b>	<b>.000</b>

### Pitt Coaching Records

Career Records					NCAA Tournament				
	Years	W	L	Pct.	No.	W	L	Pct.	
1. Benjamin F. Printz	(2) 1905-1907	8	14	.363	1. Ben Howland	(2)	4	2	.667
2. Henry Hough	(1) 1907-1908	10	6	.625	Charles "Buzz" Ridl	(1)	2	1	.667
3. Wohlparth Wegner	(1) 1910-1911	6	6	.500	3. Jamie Dixon	(10)	12	10	.545
4. Dr. George M. Flint	(10) 1911-1921	111	68	.620	4. Dr. H.C. Carlson	(1)	1	1	.500
5. Andrew Kerr	(1) 1921-1922	12	8	.600	5. Paul Evans	(5)	3	5	.375
6. Dr. H.C. Carlson	(31) 1922-1953	367	248	.597	6. Dr. Roy Chipman	(3)	1	3	.250
7. Robert Timmons	(15) 1953-1968	174	189	.479	7. Robert Timmons	(3)	1	4	.200
8. Charles "Buzz" Ridl	(7) 1968-1975	97	83	.539					
9. Tim Grgurich	(5) 1975-1980	69	70	.496	NIT Tournament				
10. Dr. Roy Chipman	(6) 1980-1986	102	76	.573		No.	W	L	Pct.
11. Paul Evans	(8) 1986-1994	147	98	.600	1. Dr. Roy Chipman	(2)	2	2	.500
12. Ralph Willard	(5) 1994-1999	63	82	.434	Paul Evans	(1)	1	1	.500
13. Ben Howland	(4) 1999-2003	89	40	.690	Ben Howland	(1)	1	1	.500
14. Jamie Dixon	(11) 2003-2014	288	96	.750	Ralph Willard	(1)	1	1	.500
					Charles "Buzz" Ridl	(1)	1	1	.500
ACC Games Only					6. Tim Grgurich	(1)	0	1	.000
	Years	W	L	Pct.	Robert Timmons	(1)	0	1	.000
1. Jamie Dixon	(1) 2014	11	7	.611					

## Pittsburgh (1954-2014)

Year	Head Coach	Overall	Conf.	Finish	Conf. Trn.	Non Conf.	Post-Season	Final AP	Final Coach	All-ACC	All-Am.	NBA Draft	PPG Offense	FG%	FT%	PPG Defense	Opp. FG%	Reb. Mar.
1954	Robert Timmons	9-14	-	-	-	9-14	-	-	-	-	-	1	71.2	.329	.596	76.9	.367	0.2
1955	Robert Timmons	10-16	-	-	-	10-16	-	-	-	-	-	-	78.0	.365	.640	79.7	.386	2.7
1956	Robert Timmons	15-10	-	-	-	15-10	-	-	-	-	-	-	77.2	.386	.679	77.2	.380	5.7
1957	Robert Timmons	16-11	-	-	-	16-11	NCAA 1-1	-	-	-	-	1	76.5	.402	.674	73.8	.386	1.6
1958	Robert Timmons	18-7	-	-	-	18-7	NCAA 0-1	-	-	-	1	1	76.6	.413	.671	70.2	.357	-0.9
1959	Robert Timmons	10-14	-	-	-	10-14	-	-	-	-	1	1	69.4	.381	.693	73.3	.380	-2.5
1960	Robert Timmons	11-14	-	-	-	11-14	-	-	-	-	-	-	70.0	.395	.686	72.6	.402	-1.6
1961	Robert Timmons	12-11	-	-	-	12-11	-	-	-	-	-	-	67.7	.372	.682	70.5	.393	0.9
1962	Robert Timmons	12-11	-	-	-	12-11	-	-	-	-	-	-	72.9	.418	.735	70.8	.415	0.1
1963	Robert Timmons	19-6	-	-	-	19-6	NCAA 0-1	-	-	-	-	-	74.1	.430	.713	63.8	.369	1.3
1964	Robert Timmons	17-8	-	-	-	17-8	NIT 0-1	-	-	-	-	1	81.8	.440	.706	72.6	.431	-0.5
1965	Robert Timmons	7-16	-	-	-	7-16	-	-	-	-	-	-	69.9	.386	.735	75.7	.444	-7.7
1966	Robert Timmons	5-17	-	-	-	5-17	-	-	-	-	-	-	66.5	.397	.687	75.5	.466	-10.7
1967	Robert Timmons	6-19	-	-	-	6-19	-	-	-	-	-	-	63.8	.374	.667	76.9	.443	0.7
1968	Robert Timmons	7-15	-	-	-	7-15	-	-	-	-	-	-	70.5	.387	.691	80.9	.492	1.7
1969	Charles "Buzz" Ridd	4-20	-	-	-	4-20	-	-	-	-	-	-	60.5	.391	.674	72.1	.432	-5.6
1970	Charles "Buzz" Ridd	12-12	-	-	-	12-12	-	-	-	-	-	-	71.8	.463	.703	73.4	.434	0.7
1971	Charles "Buzz" Ridd	14-10	-	-	-	14-10	-	-	-	-	-	-	76.5	.442	.691	69.4	.424	4.7
1972	Charles "Buzz" Ridd	12-12	-	-	-	12-12	-	-	-	-	-	-	80.2	.465	.713	77.9	.472	2.7
1973	Charles "Buzz" Ridd	12-14	-	-	-	12-14	-	-	-	-	-	-	70.7	.444	.675	69.5	.418	0.3
1974	Charles "Buzz" Ridd	25-4	-	-	-	25-4	NCAA 2-1	16	14	-	1	2	80.8	.482	.683	65.5	.423	6.5
1975	Charles "Buzz" Ridd	18-11	-	-	-	18-11	NIT 1-1	-	-	-	-	2	77.2	.456	.677	71.4	.446	2.2
1976	Tim Grgurich	12-15	-	-	-	12-15	-	-	-	-	-	1	70.9	.454	.647	70.1	.461	-2.7

## Member of Eastern Collegiate Basketball League

1977	Tim Grgurich	6-21	1-9 (T4W)	0-1	5-11	-	-	-	1	-	-	-	70.9	.459	.688	77.9	.491	-4.4
------	--------------	------	-----------	-----	------	---	---	---	---	---	---	---	------	------	------	------	------	------

## Member of Eastern 8 Conference

1978	Tim Grgurich	16-11	5-5 (T3)	1-1	10-5	-	-	-	1	-	1	-	77.8	.477	.727	74.2	.449	4.3
1979	Tim Grgurich	18-11	6-4 (4)	2-1	10-6	-	-	-	2	-	1	-	76.5	.491	.729	70.0	.487	10.6
1980	Tim Grgurich	17-12	5-5 (T4)	1-1	11-6	-	-	-	2	-	1	-	69.1	.463	.655	64.9	.448	1.8
1981	Dr. Roy Chipman	19-12	8-5 (4)	3-0	8-7	-	-	-	2	-	2	-	71.5	.456	.666	65.6	.466	2.0
1982	Dr. Roy Chipman	20-10	8-6 (3)	3-0	9-4	-	-	-	1	-	-	-	68.9	.468	.690	66.1	.476	-1.4

## Member of Big East Conference

1983	Dr. Roy Chipman	13-15	6-10 (6)	0-1	7-4	-	-	-	1	-	1	-	67.2	.451	.724	68.8	.537	3.6		
1984	Dr. Roy Chipman	18-13	6-10 (6)	0-1	12-2	-	-	-	1	-	1	-	67.8	.450	.698	64.7	.487	-3.3		
1985	Dr. Roy Chipman	17-12	8-8 (5)	0-1	9-3	-	-	-	1	-	-	-	70.7	.457	.706	67.3	.469	1.5		
1986	Dr. Roy Chipman	15-14	6-10 (6)	0-1	9-3	-	-	-	2	-	-	-	76.1	.499	.708	69.0	.458	3.3		
1987	Paul Evans	25-8	12-4 (T1)	1-1	12-3	-	-	-	2	2	-	-	84.3	.509	.689	73.5	.442	9.7		
1988	Paul Evans	24-7	12-4 (1)	1-1	11-2	-	-	-	2	2	2	-	79.8	.494	.717	71.0	.434	6.0		
1989	Paul Evans	17-13	9-7 (4)	1-1	7-5	-	-	-	2	-	-	-	78.9	.469	.746	79.3	.484	2.0		
1990	Paul Evans	12-17	5-11 (8)	1-1	6-5	-	-	-	1	-	-	-	83.7	.482	.727	83.0	.485	2.3		
1991	Paul Evans	21-12	9-7 (T3)	0-1	12-4	-	-	-	2	-	-	-	83.6	.461	.748	76.9	.456	3.4		
1992	Paul Evans	18-16	9-9 (7)	0-1	9-6	-	-	-	2	-	1	-	76.2	.454	.621	72.7	.437	1.2		
1993	Paul Evans	17-11	9-9 (6)	0-1	8-1	-	-	-	1	-	-	-	78.0	.439	.641	76.6	.439	4.3		
1994	Paul Evans	13-14	7-11 (8)	0-1	6-2	-	-	-	2	-	1	-	78.0	.439	.641	75.1	.407	0.1		
1995	Ralph Willard	10-18	5-13 (9)	1-1	4-4	-	-	-	1	-	-	-	72.0	.413	.715	75.0	.468	4.3		
1996	Ralph Willard	10-17	5-13 (7BE7)	0-1	5-3	-	-	-	0	-	1	-	72.1	.415	.682	70.8	.431	-2.0		
1997	Ralph Willard	18-15	10-8 (2BE7)	1-1	7-6	-	-	-	1	-	-	-	69.2	.420	.644	67.5	.419	-2.2		
1998	Ralph Willard	11-16	6-12 (5BE7)	0-1	5-3	-	-	-	2	-	-	-	73.6	.444	.687	79.2	.469	-0.4		
1999	Ralph Willard	14-16	5-13 (11)	0-1	9-2	-	-	-	2	-	1	-	67.2	.416	.701	70.4	.450	-1.9		
2000	Ben Howland	13-15	5-11 (11)	0-1	8-3	-	-	-	1	-	-	-	66.6	.429	.623	67.0	.431	3.1		
2001	Ben Howland	19-14	7-9 (5W)	3-1	7-4	-	-	-	1	-	-	-	68.1	.455	.617	65.3	.427	1.4		
2002	Ben Howland	29-6	13-3 (1W)	2-1	14-2	-	-	-	3	1	-	-	72.3	.470	.605	60.9	.395	6.4		
2003	Ben Howland	28-5	13-3 (T1W)	3-0	12-2	-	-	-	4	8	4	1	-	74.9	.506	.640	59.2	.390	6.6	
2004	Jamie Dixon	31-5	13-3 (1)	2-1	16-1	-	-	-	9	7	4	-	-	67.9	.471	.652	56.4	.386	5.4	
2005	Jamie Dixon	20-9	10-6 (5)	0-1	10-2	-	-	-	2	-	-	1	-	72.3	.471	.659	63.5	.404	8.5	
2006	Jamie Dixon	25-8	10-6 (T4)	3-1	12-1	-	-	-	16	16	2	-	-	72.5	.456	.693	63.1	.400	7.6	
2007	Jamie Dixon	29-8	12-4 (T2)	2-1	15-3	-	-	-	12	10	2	1	1	71.3	.472	.661	62.8	.407	4.6	
2008	Jamie Dixon	27-10	10-8 (7)	4-0	13-2	-	-	-	17	18	1	-	-	73.8	.456	.667	65.1	.420	4.3	
2009	Jamie Dixon	31-5	15-3 (T2)	0-1	16-1	-	-	-	4	6	3	2	2	77.4	.479	.676	64.4	.407	9.3	
2010	Jamie Dixon	25-9	13-5 (T2)	0-1	12-3	-	-	-	18	20	1	-	-	68.7	.446	.693	61.8	.400	5.1	
2011	Jamie Dixon	28-6	15-3 (1)	0-1	13-2	-	-	-	3	12	2	-	-	73.9	.475	.671	61.0	.397	10.7	
2012	Jamie Dixon	22-17	5-13 (13)	1-1	16-3	-	-	-	CBI 5-1	-	-	-	-	69.0	.453	.699	65.5	.441	6.4	
2013	Jamie Dixon	24-9	12-6 (4)	0-1	12-2	-	-	-	NCAA 0-1	20	-	1	-	1	69.2	.472	.668	56.0	.392	6.7

## Member of Atlantic Coast Conference

2014	Jamie Dixon	26-10	11-7 (5)	2-1	13-2	-	-	-	NCAA 1-1	20	-	1	-	1	71.8	.460	.712	61.9	.412	5.9
------	-------------	-------	----------	-----	------	---	---	---	----------	----	---	---	---	---	------	------	------	------	------	-----

# Syracuse Orange



## 2014-15 Orange Roster

Bold denotes returning starter

No.	Player	Cl.	Pos.	Hgt.	Wgt.	Hometown
0	Michael Gbinije	R-Jr.	G	6-7	200	Richmond, Va.
1	Mike Sutton	Fr.	G	6-2	195	Norwich, N.Y.
2	B.J. Johnson	So.	F	6-7	185	Philadelphia, Pa.
3	Carter Sanderson	Gr.	G	6-2	185	Nashville, Tenn.
4	Ron Patterson	So.	G	6-2	200	Broad Ripple, Ind.
5	Chris McCullough	Fr.	F	6-10	220	Bronx, N.Y.
<b>10</b>	<b>Trevor Cooney</b>	<b>R-Jr.</b>	<b>G</b>	<b>6-4</b>	<b>195</b>	<b>Wilmington, Del.</b>
13	Christian White	Jr.	G	5-10	180	Rochester, N.Y.
14	Kaleb Joseph	Fr.	G	6-3	165	Nashua, N.H.
21	Tyler Roberson	So.	F	6-8	212	Union, N.J.
<b>25</b>	<b>Rakeem Christmas</b>	<b>Sr.</b>	<b>F</b>	<b>6-9</b>	<b>250</b>	<b>Philadelphia, Pa.</b>
32	DaJuan Coleman	Jr.	C	6-9	255	Jamesville, N.Y.
33	Albert Nassar	Sr.	F	6-6	195	Jupiter, Fla.
35	Chinonso Obokoh	So.	C	6-9	215	Rochester, N.Y.

**Head Coach:** Jim Boeheim (Syracuse '66)  
**Assistants:** Adrian Autry (Syracuse '94)  
 Mike Hopkins (Syracuse '93)  
 Gerry McNamara (Syracuse '06)

## 2014-15 Schedule

Date	Opponent	TV	Time
N14	Kennesaw State..... 2K Sports Classic	ESPN3	7:00
N16	Hampton..... 2K Sports Classic	ESPNU	4:00
N20	vs. California..... 2K Sports Classic, MSG, New York, N.Y.	ESPN2	9:00
N21	in 2K Sports Classic.....	ESPN2/U	5:7:00
N25	Loyola (Md.).....	RSN	7:00
N28	Holy Cross.....	ESPN3	7:00
D2	at Michigan..... ACC/Big Ten Challenge	ESPN	7:30
D6	St. John's.....	ESPN2	5:15
D14	Louisiana Tech.....	ESPNU	4:00
D20	at Villanova.....	FOX	1:00
D22	Colgate.....	ESPNU	7:00
D28	Long Beach.....	ESPNU	2:00
D31	Cornell.....	ESPNU	6:00
J3	at Virginia Tech.....	RSN	Noon
J7	at Georgia Tech.....	ESPNU	7:00
J11	Florida State.....	ESPNU	8:00
J13	Wake Forest.....	ACCN	8:00
J17	at Clemson.....	ACCN	4:00
J20	Boston College.....	ESPNU	7:00
J24	Miami.....	ESPN/2	4:00
J26	at North Carolina.....	ESPN	7:00
F3	Virginia Tech.....	ESPNU	9:00
F7	at Pittsburgh.....	ESPN/2	4:00
F11	at Boston College.....	ESPN2	7:00
F14	Duke.....	ESPN/2	6:00
F18	Louisville.....	ESPN/2	7:00
F21	Pittsburgh.....	ACCN	Noon
F24	at Notre Dame.....	ACCN	8:00
F28	at Duke.....	ESPN	TBD
M2	Virginia.....	ESPN	7:00
M7	at NC State.....	CBS	Noon
March 10-14, ACC Tournament, Greensboro (N.C.) Coliseum			

## Orange Oratory

Hall of Fame head coach Jim Boeheim lost four key players from last season's team to graduation and/or the NBA Draft, including All-America and All-ACC performers C.J. Fair (16.5 ppg, 6.4 rpg) and Tyler Ennis (12.9 ppg, 5.5 ppg) ... Jerami Grant (12.1 ppg, 6.8 rpg) also departed ... But the Orange return junior guard Trevor Cooney and senior Rakeem Christmas, each of whom started all 34 Syracuse games last season ... Boeheim's 948 career wins – all at Syracuse – rank second in NCAA Division I history entering this season ... Boeheim also ranks fourth all-time in NCAA Tournament wins with 53.

Trevor Cooney led the ACC in 3-point field goals made last season (2.65 per game) and ranked second in steals (1.88 per game) ... Cooney shot .375 percent from 3-point range ... his best out-coming came in a win over Notre Dame, when he connected on nine shots from 3-point range ... the nine 3-pointers tie for third on the ACC's all-time list.

Rakeem Christmas ranked fourth in the ACC in blocked shots with 1.94 per game and had four games with 10 or more rebounds ... in addition to the 6-foot-9 Christmas, the Orange hopes to get a boost inside from the return of 6-foot-9 junior DaJuan Coleman, who has started 32 career games but missed 21 games last season due to a left leg injury.



## Rakeem Christmas, senior forward

A three-year starter for the Orange ... leads all returning ACC players with 109 career starts and enters his senior season having started 78 consecutive games dating back to his freshman year ... averaged 5.8 points and 5.1 rebounds in 2014 and ranked fourth in the ACC in blocked shots (1.9) ... had four games with 10 or more rebounds a year ago and shot .613 from the floor and .726 from the free throw line.

## Returning Numbers

2013-14	PG	Pct.
Points	29.8	.438
Rebounds	17.7	.501
Assists	3.4	.289
Starts	81 of 170	.476

## Team Statistics

Category	ACC	NCAA
Scoring Offense	68.0	10 254
Scoring Defense	59.2	3 8
FG Percentage	.437	10 201
FG Pct Defense	.410	6 58
FT Percentage	.708	7 148
3-Pt FG Pct.	.331	10 --
3-Pt FG PG	4.9	13 300
Steals	8.0	1 18
Blocked Shots	5.0	3 39
Rebound Margin	+3.8	4 55
Turnover Margin	+4.4	1 8

## Jim Boeheim

Syracuse	(38)	948-320
Career Totals	(38)	948-320



## Syracuse 2013-14 Final Statistics (28-6, 14-4 2nd in ACC)

PLAYER	GP	GS	Min	Avg	FG	FGA	Pct	3FG	FGA	Pct	FT	FTA	Pct	Off	Tot	Avg	PF	DO	A	TO	BK	ST	Pts	Avg
C.J. Fair	34	34	1284	37.8	217	506	.429	24	87	.276	103	142	.725	59	219	6.4	71	0	42	85	27	43	561	16.5
ACC Games Only	18	18	710	39.4	117	274	.427	13	44	.295	51	71	.718	28	121	6.7	40	0	19	34	15	18	298	16.6
Tyler Ennis	34	34	1215	35.7	148	360	.411	30	85	.353	114	149	.765	27	115	3.4	69	1	188	58	6	72	440	12.9
ACC Games Only	18	18	684	38.0	82	197	.416	16	45	.356	51	67	.761	14	60	3.3	40	1	102	39	3	30	231	12.8
Trevor Cooney	34	34	1093	32.1	134	332	.404	90	240	.375	53	63	.841	16	71	2.1	36	0	38	26	3	64	411	12.1
ACC Games Only	18	18	631	35.1	67	189	.354	42	136	.309	24	29	.828	13	41	2.3	20	0	14	8	1	30	200	11.1
Jerami Grant	32	20	1005	31.4	133	268	.496	0	5	.000	120	178	.674	78	217	6.8	75	3	44	37	18	26	386	12.1
ACC Games Only	17	16	579	34.1	67	149	.450	0	1	.000	58	85	.682	43	125	7.4	34	1	20	16	8	15	192	11.3
Rakeem Christmas	34	34	803	23.6	76	124	.613	0	0	.000	45	62	.726	71	172	5.1	107	2	23	26	66	16	197	5.8
ACC Games Only	18	18	458	25.4	44	78	.564	0	0	.000	24	32	.750	44	109	6.1	58	2	13	13	42	8	112	6.2
Dajuan Coleman	13	12	169	13.0	21	36	.583	0	0	.000	14	28	.500	31	54	4.2	23	0	3	11	7	4	56	4.3
ACC Games Only	1	0	3	3.0	0	1	.000	0	0	.000	0	0	.000	1	2	2.0	1	0	0	0	0	0	0	0.0
Michael Gbinije	34	0	497	14.6	35	92	.380	15	43	.349	31	48	.646	21	60	1.8	56	1	41	17	7	25	116	3.4
ACC Games Only	18	0	251	13.9	13	45	.289	10	28	.357	14	20	.700	8	25	1.4	28	1	17	9	3	11	50	2.8
Ron Patterson	10	0	54	5.4	11	29	.379	6	19	.316	0	3	.000	6	7	.7	4	0	5	3	0	4	28	2.8
ACC Games Only	2	0	4	2.0	1	2	.500	1	2	.500	0	0	.000	0	0	.0	1	0	0	0	0	0	3	1.5
Tyler Roberson	20	1	162	8.1	14	47	.298	0	5	.000	15	22	.682	14	38	1.9	17	1	5	7	4	4	43	2.2
ACC Games Only	11	1	73	6.6	6	17	.353	0	1	.000	5	10	.500	6	13	1.2	7	0	2	4	1	2	17	1.5
Baye Moussa Keita	32	1	497	15.5	24	48	.500	0	0	.000	10	18	.556	69	123	3.8	78	2	10	24	30	12	58	1.8
ACC Games Only	16	1	250	15.6	11	26	.423	0	0	.000	3	9	.333	46	73	4.6	45	1	2	14	14	6	25	1.6
B.J. Johnson	10	0	55	5.5	6	24	.250	2	16	.125	0	0	.000	3	9	0.9	6	0	2	4	3	1	14	1.4
ACC Games Only	2	0	4	2.0	0	1	.000	0	1	.000	0	0	.000	0	1	0.5	0	0	0	1	1	0	0	0.0
Nolan Hart	4	0	4	1.0	0	3	.000	0	3	.000	1	2	.500	1	2	0.5	0	0	1	0	0	0	1	0.3
ACC Games Only	1	0	1	1.0	0	1	.000	0	1	.000	0	0	.000	0	0	0.0	0	0	0	0	0	0	0	0.0
Russ DeRemer	4	0	6	1.5	0	1	.000	0	1	.000	0	0	.000	0	0	0.0	2	0	0	1	0	0	0	0.0
ACC Games Only	1	0	1	1.0	0	0	.000	0	0	.000	0	0	.000	0	0	0.0	0	0	0	0	0	0	0	0.0
Albert Nassar	4	0	6	1.5	0	3	.000	0	1	.000	0	0	.000	2	4	1.0	1	0	0	0	0	0	0	0.0
ACC Games Only	1	0	1	1.0	0	1	.000	0	0	.000	0	0	.000	2	2	2.0	0	0	0	0	0	0	0	0.0
<b>Total</b>	<b>34</b>				<b>819</b>	<b>1873</b>	<b>.437</b>	<b>167</b>	<b>505</b>	<b>.331</b>	<b>506</b>	<b>715</b>	<b>.708</b>	<b>446</b>	<b>1200</b>	<b>35.3</b>	<b>546</b>	<b>11</b>	<b>402</b>	<b>306</b>	<b>171</b>	<b>271</b>	<b>2311</b>	<b>68.0</b>
ACC Games Only	18				408	981	.416	82	259	.317	230	323	.712	233	630	35.0	274	7	189	144	88	120	1128	62.7
Opponents	34				685	1669	.410	233	676	.345	409	612	.668	346	1072	31.5	601	18	438	455	104	146	2012	59.2
ACC Games Only	18				359	880	.408	120	336	.357	207	321	.645	192	584	32.4	289	6	231	203	57	70	1045	58.1

## 2013-14 Game Results

Results	AP	SU	USA	Opp	AP	USA	W/L	Score	SU	SU	SU	SU	SU	Opp	Opp	Opp	Opp	Reb	TO	Half
									FGs	FG%	3FGs	FTs	FT%	FGs	FG%	3FGs	FT%	Mar	SU/Op	
N8 Cornell	9	7					W	82-60	30-56	.536	10-20	12-18	.667	22-54	.407	10-32	.750	+12	14/17	32-38
N12 Fordham	9	7					W	89-74	29-65	.446	2-16	29-42	.690	21-48	.438	11-27	.700	+19	11/19	46-21
N16 Colgate	9	7					W	69-50	25-68	.368	7-24	12-28	.429	17-47	.362	11-28	.500	+18	10/21	36-26
N18 St. Francis, N.Y.	9	7					W	56-50	18-51	.353	2-6	18-27	.667	18-43	.419	5-13	.600	+6	8/13	30-26
N25 #Minnesota	8	7					W	75-67	24-56	.429	5-13	22-27	.815	23-52	.442	9-22	.923	Even	10/19	39-36
N26 #California	8	7					W	92-81	31-58	.534	7-14	23-24	.958	28-54	.519	6-21	.760	-4	8/13	41-41
N27 #Baylor	8	7	18	17			W	74-67	30-59	.508	4-12	10-11	.909	26-47	.563	9-19	.500	-12	7/20	38-30
D3 Indiana	4	5	x	23			W	69-52	24-47	.511	6-13	15-25	.600	15-41	.366	4-14	.750	Even	11/16	33-29
D7 Binghamton	4	5					W	93-65	33-72	.458	13-36	14-24	.583	19-50	.380	6-22	.656	+9	9/18	54-30
D15 at St. John's	2	3					W	68-63	24-44	.545	1-8	19-28	.679	21-56	.375	1-15	.769	Even	11/9	39-27
D20 High Point	2	3					W	75-54	29-54	.537	7-13	10-18	.556	21-48	.438	8-20	1.000	+5	10/19	37-34
D28 Villanova	2	2	8	11			W	78-62	21-45	.467	7-13	29-35	.829	19-50	.380	10-31	.636	+5	12/14	38-34
D31 Eastern Michigan	2	2					W	70-48	26-51	.510	3-14	15-25	.600	17-54	.315	7-11	.636	+9	13/18	36-27
J4 Miami	2	2					W	49-44	17-47	.362	3-15	12-14	.857	17-40	.425	7-19	.750	+2	7/15	25-21
J7 at Virginia Tech	2	2					W	72-52	28-60	.467	9-22	7-13	.538	18-49	.367	7-24	.529	+16	7/8	35-29
J11 North Carolina	2	2					W	57-45	21-60	.350	4-19	11-15	.733	20-51	.392	2-12	.333	+6	10/14	34-22
J13 at Boston College	2	2					W	69-59	24-53	.453	4-10	17-21	.810	17-34	.500	9-21	.615	+4	8/16	32-30
J18 Pittsburgh	2	2	22	21			W	59-54	21-41	.512	4-15	13-18	.722	18-47	.383	5-14	.565	-11	9/11	25-21
J25 at Miami	2	2					W	21-47	21-47	.447	5-11	17-27	.630	18-46	.391	9-17	.636	+15	5/5	31-26
J29 at Wake Forest	2	2					W	67-57	21-58	.362	3-14	22-33	.667	18-53	.340	3-20	.600	+20	9/8	26-23
F1 Duke	2	2	17	16			W	ot 91-89	31-54	.574	3-4	26-32	.813	31-72	.431	15-36	.706	+5	8/8	38-35
F3 Notre Dame	1	1					W	61-55	21-47	.447	10-16	9-13	.692	20-49	.400	6-18	.643	-5	10/12	31-18
F9 Clemson	1	1					W	57-44	24-54	.444	4-13	5-7	.714	14-41	.341	5-15	.733	-2	5/13	31-22
F12 at Pittsburgh	1	1	25	23			W	58-56	18-42	.429	6-14	16-19	.842	18-50	.360	6-19	.737	-11	8/11	24-27
F15 NC State	1	1					W	56-55	19-54	.352	2-12	16-22	.727	22-56	.393	4-14	.500	+1	9/10	26-26
F19 Boston College	1	1					L	ot 59-62	20-62	.323	2-12	17-24	.708	21-49	.429	11-22				

## Jim Boeheim, Syracuse Head Coach

Hall of Famer Jim Boeheim has had a remarkable run as head coach at his alma mater, Syracuse University ... Boeheim has guided only winning teams in his tenure and has pushed the Orange into the postseason in all but one of his 38 years ... SU has made 31 trips into the NCAA Tournament, including Final Four appearances in 1987, 1996, 2003, and 2013, and the NCAA championship in 2003 ... Boeheim coached the 2013-14 Syracuse squad to a 28-6 mark and a second-place regular-season finish in the ACC in the program's inaugural season in the league... he added to his NCAA Division I record for 20-win seasons by posting his 36th ... Boeheim wrapped up his most recent season as head coach on the Hill with a 948-320 (.74) overall record ... he is the third coach to reach at least 900 career victories and ranks second on the all-time NCAA Division I list ... in 2012-13, Boeheim guided the Orange to a 30-10 record and the fourth final four since 1987 ... that followed a 2011-12 season in which Syracuse won a school-record 34 games ... in 2009-10, Boeheim guided the Orange to the NCAA Sweet 16, the Big East Conference regular-season title and a 30-5 overall record ... he was honored with a number of coach of the year awards, including those presented by the Associated Press, Naismith Award, the National Association of Basketball Coaches (NABC), and the United States Basketball Writers Association (USBWA) ... in addition to the 34 wins in 2011-12, the Orange set a school record for wins (34) and tied the BIG EAST record for wins (17) ... Syracuse was ranked in the top five all season and finished the year in the NCAA Elite Eight ... Boeheim achieved the ultimate basketball tribute in 2005 when he was inducted into the Naismith Memorial Basketball Hall of Fame and also received the John R. Wooden "Legends of Coaching" Award.



### Boeheim Year by Year

Year	School	Overall	Conference		Post-Season	Year	School	Overall	Conference		Post-Season
			W-L	Finish					W-L	Finish	
1976-77	Syracuse	26-4	x	x	NCAA 1-1	1995-96	Syracuse	29-9	12-6	2nd	NCAA 5-1
1977-78	Syracuse	22-6	x	x	NCAA 0-1	1996-97	Syracuse	19-13	9-9	t4th	NIT 0-1
1978-79	Syracuse	26-4	x	x	NCAA 1-1	1997-98	Syracuse	26-9	12-6	1st	NCAA 2-1
1979-80	Syracuse	26-4	5-1	t1st	NCAA 2-1	1998-99	Syracuse	21-12	10-8	t4th	NCAA 0-1
1980-81	Syracuse	22-12	6-8	6th	NIT 4-1	1999-00	Syracuse	26-6	13-3	t1st	NCAA 2-1
1981-82	Syracuse	16-13	7-7	t5th	NIT 1-1	2000-01	Syracuse	25-9	10-6	t2nd	NCAA 1-1
1982-83	Syracuse	21-10	9-7	5th	NIT 1-1	2001-02	Syracuse	23-13	9-7	t3rd	NIT 3-2
1983-84	Syracuse	23-9	12-4	t2nd	NCAA 1-1	2002-03	Syracuse	30-5	13-3	t1st	NCAA 6-0
1984-85	Syracuse	22-9	9-7	t3rd	NCAA 1-1	2003-04	Syracuse	23-8	11-5	t3rd	NCAA 2-1
1985-86	Syracuse	26-6	14-2	t1st	NCAA 1-1	2004-05	Syracuse	27-7	11-5	t3rd	NCAA 0-1
1986-87	Syracuse	31-7	12-4	t1st	NCAA 5-1	2005-06	Syracuse	23-12	7-9	t9th	NCAA 0-1
1987-88	Syracuse	26-9	11-5	2nd	NCAA 1-1	2006-07	Syracuse	24-11	10-6	5th	NIT 2-1
1988-89	Syracuse	30-8	10-6	3rd	NCAA 3-1	2007-08	Syracuse	21-14	9-9	t8th	NIT 2-1
1989-90	Syracuse	26-7	12-4	t1st	NCAA 3-1	2008-09	Syracuse	28-10	11-7	6th	NCAA 2-1
1990-91	Syracuse	26-6	12-4	1st	NCAA 0-1	2009-10	Syracuse	30-5	15-3	1st	NCAA 2-1
1991-92	Syracuse	22-10	10-8	t5th	NCAA 1-1	2010-11	Syracuse	27-8	12-6	t3rd	NCAA 1-1
1992-93	Syracuse	20-9	10-8	3rd	x	2011-12	Syracuse	34-3	17-1	1st	NCAA 3-1
1993-94	Syracuse	23-7	13-5	2nd	NCAA 2-1	2012-13	Syracuse	30-10	11-7	5th	NCAA 4-1
1994-95	Syracuse	20-10	12-6	3rd	1-1	2013-14	Syracuse	28-6	14-4	2nd	NCAA 1-1

School	Years	Overall	Conf. Games		ACC Tournament		NCAA Tournament		NIT Games			
			W-L	Pct.	W-L	Pct.	W-L	Pct.	W-L	Pct.		
Syracuse	(38)	1977-2014	948-320	.748	376-195	.658	0-1	.000	53-30	.639	12-7	.000
<b>Totals</b>	<b>(38)</b>	<b>1976-2014</b>	<b>948-320</b>	<b>.748</b>	<b>362-195</b>	<b>.568</b>	<b>0-1</b>	<b>.000</b>	<b>53-30</b>	<b>.639</b>	<b>12-7</b>	<b>.632</b>

### Syracuse Coaching Records

Career Records					NCAA Tournament				
	Years	W	L	Pct.	No.	W	L	Pct.	
1. No Coach	(3) 1901-1903	6	13	.316	1. Marc Guley	(1)	2	1	.667
2. John A.R. Scott	(8) 1904-1911	64	54	.542	2. Jim Boeheim	(31)	53	30	.639
3. Edmund Dollard	(13) 1912-1924	151	59	.719	3. Roy Donforth	(4)	5	5	.500
4. Lewis Andreas	(26) 1925-1950	358	135	.726	Fred Lewis	(1)	1	1	.500
5. Marc Guley	(12) 1951-1962	136	129	.513					
6. Fred Lewis	(6) 1963-1968	91	57	.615					
7. Roy Donforth	(8) 1969-1976	148	71	.676					
8. Jim Boeheim	(38) 1977-2014	948	320	.748					

ACC Games Only					NIT Tournament				
	Years	W	L	Pct.	No.	W	L	Pct.	
1. Jim Boeheim	(1) 2014	14	4	.778	1. Jim Boeheim	(6)	12	7	.632
					2. Lewis Andreas	(2)	1	2	.333
					3. Roy Donforth	(3)	1	3	.333
					4. Fred Lewis	(1)	0	1	.000

## Syracuse (1954-2014)

Year	Head Coach	Overall	Conf.	Finish	League Trny	Non Conf.	Post-Season	Final AP	Final Coach	All-Conf.	All-Am.	NBA Draft	PPG Offense	FG%	FT%	PPG Defense	Opp. FG%	Reb. Mar.
1954	Marc Guley	10-9	-	-	-	10-9	-	-	-	-	-	-	76.5	-	.634	76.5	-	-
1955	Marc Guley	10-11	-	-	-	10-11	-	-	-	-	-	-	79.9	-	.642	74.4	-	-
1956	Marc Guley	14-8	-	-	-	14-8	-	-	-	-	-	-	76.4	-	.607	79.3	-	-
1957	Marc Guley	18-7	-	-	-	18-7	NCAA 2-1	-	-	-	1	3	78.8	.415	.671	70.1	.374	+5.3
1958	Marc Guley	11-10	-	-	-	11-10	-	-	-	-	-	-	65.6	.390	.647	62.7	.364	-
1959	Marc Guley	14-9	-	-	-	14-9	-	-	-	-	-	1	75.0	.451	.681	70.7	.391	+2.0
1960	Marc Guley	13-8	-	-	-	13-8	-	-	-	-	-	-	76.4	.432	.700	73.1	.416	-5.0
1961	Marc Guley	4-19	-	-	-	4-19	-	-	-	-	-	1	69.0	.380	.673	80.6	.430	-6.2
1962	Marc Guley	2-22	-	-	-	2-22	-	-	-	-	-	-	61.8	.350	.680	79.3	.420	-11.0
1963	Fred Lewis	8-13	-	-	-	8-13	-	-	-	-	-	-	62.0	.396	.650	68.1	.395	-4.4
1964	Fred Lewis	17-8	-	-	-	17-8	NIT 0-1	-	-	-	-	-	83.1	.469	.700	74.7	.424	+6.6
1965	Fred Lewis	13-10	-	-	-	13-10	-	-	-	-	1	-	82.5	.464	.704	76.6	.416	+11.4
1966	Fred Lewis	22-6	-	-	-	22-6	NCAA 1-1	-	16	-	1	1	99.0	.498	.712	82.5	.420	+6.6
1967	Fred Lewis	20-6	-	-	-	20-6	NIT 0-1	-	-	-	3	2	82.9	.447	.723	75.0	.449	+1.0
1968	Fred Lewis	11-14	-	-	-	11-14	-	-	-	-	-	1	79.0	.432	.747	79.2	.464	+5.4
1969	Roy Danforth	9-16	-	-	-	9-16	-	-	-	-	-	-	75.9	.423	.694	82.0	.442	-1.3
1970	Roy Danforth	12-12	-	-	-	12-12	-	-	-	-	-	-	86.5	.470	.569	85.8	.438	+5.1
1971	Roy Danforth	19-7	-	-	-	19-7	NIT 0-1	-	-	-	1	1	83.0	.482	.686	75.8	.409	+3.5
1972	Roy Danforth	22-6	-	-	-	22-6	NIT 1-1	-	-	-	1	1	87.4	.469	.747	81.3	.456	-0.8
1973	Roy Danforth	24-5	-	-	-	24-5	NCAA 2-1	14	14	-	1	1	79.9	.476	.699	72.5	.456	-1.1
1974	Roy Danforth	19-7	-	-	-	19-7	NCAA 0-1	-	-	-	1	2	80.7	.469	.638	70.6	.423	+5.7
1975	Roy Danforth	23-9	-	-	-	23-9	NCAA 3-2	6	-	-	2	2	82.1	.488	.671	74.1	.452	+1.1
1976	Roy Danforth	20-9	-	-	-	20-9	NCAA 1-1	-	-	-	-	-	79.3	.465	.635	74.3	.456	-0.6
1977	Jim Boeheim	26-4	-	-	-	26-4	NCAA 1-1	6	9	-	-	-	86.9	.483	.675	70.2	.421	+7.4
1978	Jim Boeheim	22-6	-	-	-	22-6	NCAA 0-1	-	-	-	-	-	87.8	.501	.675	71.5	.438	+7.2
1979	Jim Boeheim	26-4	-	-	-	26-4	NCAA 1-1	8	10	-	1	1	88.7	.534	.712	71.5	.437	+9.3

## Member of the Big East Conference

1980	Jim Boeheim	26-4	5-1	(T1)	1-1	20-2	NCAA 1-1	6	6	2	2	2	85.8	.539	.719	70.4	.439	+4.3
1981	Jim Boeheim	22-12	6-8	(6)	3-0	13-4	NIT 4-1	-	-	2	1	3	77.3	.532	.749	71.8	.469	+0.5
1982	Jim Boeheim	16-13	7-7	(5)	0-1	9-5	NIT 1-1	-	-	2	1	-	79.2	.523	.711	75.8	.498	+2.5
1983	Jim Boeheim	21-10	9-7	(4)	1-1	11-2	NCAA 1-1	-	-	2	2	3	84.2	.529	.713	74.5	.460	+2.5
1984	Jim Boeheim	23-9	12-4	(2)	2-1	9-4	NCAA 1-1	18	t16	2	2	1	78.5	.507	.751	72.2	.461	-0.9
1985	Jim Boeheim	22-9	9-7	(3)	1-1	12-1	NCAA 1-1	15	15	2	2	-	73.0	.499	.715	67.9	.462	+1.2
1986	Jim Boeheim	26-6	14-2	(T1)	2-1	10-3	NCAA 1-1	9	9	4	3	3	83.6	.527	.686	68.3	.430	+8.1
1987	Jim Boeheim	31-7	12-4	(T1)	2-1	17-2	NCAA 5-1	10	10	4	3	1	82.8	.516	.650	72.8	.432	+3.8
1988	Jim Boeheim	26-9	11-5	(2)	3-0	12-4	NCAA 1-1	9	9	3	3	1	84.7	.517	.600	70.5	.436	+7.1
1989	Jim Boeheim	30-8	10-6	(3)	2-1	18-1	NCAA 3-1	7	9	3	3	1	89.7	.543	.612	76.1	.448	+3.7
1990	Jim Boeheim	26-7	12-4	(T1)	2-1	12-2	NCAA 2-1	6	6	3	3	1	82.5	.481	.647	71.2	.424	+6.2
1991	Jim Boeheim	26-6	12-4	(1)	0-1	14-1	NCAA 0-1	7	8	2	1	2	83.8	.481	.645	74.4	.433	+4.1
1992	Jim Boeheim	22-10	10-8	(T5)	3-0	9-2	NCAA 1-1	21	20	2	1	1	74.5	.426	.685	70.6	.432	-3.2
1993	Jim Boeheim	20-9	10-8	(3)	2-1	8-0	-	-	-	2	1	1	79.4	.472	.686	73.8	.431	-1.1
1994	Jim Boeheim	23-7	13-5	(2)	0-1	10-1	NCAA 2-1	15	14	3	1	-	83.9	.477	.715	74.9	.413	+2.7
1995	Jim Boeheim	20-10	12-6	(3)	0-1	8-3	NCAA 1-1	25	17	2	1	1	82.4	.489	.622	73.4	.409	-0.3
1996	Jim Boeheim	29-9	12-6	(2BE7)	2-1	15-2	NCAA 5-1	15	3	1	1	1	76.2	.466	.705	68.6	.408	+1.0
1997	Jim Boeheim	19-13	9-9	(T4BE7)	1-1	9-3	NIT 0-1	-	-	2	-	-	74.9	.435	.642	69.0	.399	-1.1
1998	Jim Boeheim	26-9	12-6	(1BE7)	2-1	12-2	NCAA 2-1	21	13	2	-	-	70.9	.435	.676	67.0	.418	+1.3
1999	Jim Boeheim	21-12	10-8	(T4)	2-1	9-3	NCAA 0-1	-	-	2	-	-	72.3	.448	.663	63.2	.391	+4.4
2000	Jim Boeheim	26-6	13-3	(T1)	0-1	13-2	NCAA 2-1	16	12	3	1	2	75.0	.469	.705	63.5	.406	+3.8
2001	Jim Boeheim	25-9	10-6	(T2W)	2-1	13-2	NCAA 1-1	17	18	2	1	1	72.8	.436	.715	67.5	.409	-3.3
2002	Jim Boeheim	23-13	9-7	(T3W)	0-1	14-5	NIT 3-2	-	-	2	1	-	72.3	.446	.650	66.8	.399	-1.2
2003	Jim Boeheim	30-5	13-3	(T1W)	1-1	16-1	NCAA Champ	11	1	2	1	1	79.6	.475	.694	69.6	.390	+2.6
2004	Jim Boeheim	23-8	11-5	(T3)	0-1	12-2	NCAA 2-1	20	19	2	1	-	73.1	.464	.643	67.6	.402	+1.0
2005	Jim Boeheim	27-7	11-5	(T3)	3-0	14-2	NCAA 0-1	11	21	3	1	1	74.9	.484	.667	64.6	.390	+4.0
2006	Jim Boeheim	23-12	7-9	(T9)	4-0	12-3	NCAA 0-1	21	-	1	1	-	72.4	.438	.643	68.9	.398	+0.6
2007	Jim Boeheim	24-11	10-6	(T5)	1-1	13-4	NIT 2-1	arv	-	2	1	1	75.6	.443	.695	68.0	.375	+1.1
2008	Jim Boeheim	21-14	9-9	(T8)	0-1	12-4	NIT 2-1	-	-	3	1	1	79.0	.481	.668	74.3	.423	+5.9
2009	Jim Boeheim	28-10	11-7	(6)	3-1	14-2	NCAA 2-1	13	12	1	1	1	80.2	.487	.645	71.7	.411	+2.6
2010	Jim Boeheim	30-5	15-3	(1)	0-1	15-1	NCAA 2-1	4	8	2	2	2	80.9	.516	.677	66.4	.398	+4.3
2011	Jim Boeheim	27-8	12-6	(T3)	1-1	14-1	NCAA 1-1	12	18	1	1	-	73.4	.472	.665	63.3	.394	+3.6
2012	Jim Boeheim	34-3	17-1	(1)	1-1	16-1	NCAA 3-1	2	5	3	1	3	74.1	.467	.698	61.0	.385	-1.7
2013	Jim Boeheim	30-10	11-7	(T5)	3-1	16-2	NCAA 4-1	16	3	3	-	1	65.3	.415	.743	60.5	.391	+0.7

## Member of Atlantic Coast Conference

2014	Jim Boeheim	28-6	14-4	(2)	0-1	15-1	NCAA 1-1	14	17	2	1	2	68.0	.437	.708	59.2	.410	3.8
------	-------------	------	------	-----	-----	------	----------	----	----	---	---	---	------	------	------	------	------	-----



# Virginia Cavaliers



## 2014-15 Cavalier Roster

Bold denotes returning starter

No.	Player	Cl.	Pos.	Hgt.	Wgt.	Hometown
0	Devon Hall	R-Fr.	G	6-5	210	Virginia Beach, Va.
1	Justin Anderson	Jr.	G	6-6	227	Montross, Va.
2	B.J. Stith	Fr.	G	6-5	205	Lawrenceville, Va.
4	Marial Shayok	Fr.	G	6-6	200	Ottawa, Canada
5	Darion Atkins	Sr.	F	6-8	234	Clinton, Md.
<b>10</b>	<b>Mike Tobey</b>	<b>Jr.</b>	<b>C</b>	<b>6-11</b>	<b>253</b>	<b>Monroe, N.Y.</b>
11	Evan Nolte	Jr.	F	6-8	227	Milton, Ga.
13	Anthony Gill	R-Jr.	F	6-8	230	High Point, N.C.
<b>15</b>	<b>Malcolm Brogdon</b>	<b>R-Jr.</b>	<b>G</b>	<b>6-5</b>	<b>217</b>	<b>Atlanta, Ga.</b>
21	Isaiah Wilkins	Fr.	F	6-8	205	Lilburn, Ga.
22	Maleek Frazier	Sr.	G	5-10	170	Charlottesville, Va.
23	Rob Vozenilek	Sr.	G	6-2	190	Richmond, Va.
24	Caid Kirven	Jr.	F	6-8	229	Raleigh, N.C.
<b>32</b>	<b>London Perrantes</b>	<b>So.</b>	<b>G</b>	<b>6-2</b>	<b>189</b>	<b>Los Angeles, Calif.</b>
33	Jack Salt	Fr.	C	6-10	240	Auckland, New Zealand
34	Jeff Jones	So.	F	6-6	195	Charlottesville, Va.
51	Darius Thompson	R-So.	G	6-4	185	Murfreesboro, Tenn.

**Head Coach:** Tony Bennett (Green Bay '92)  
**Assistants:** Ritchie McKay, Associate Head Coach (Seattle Pacific '87)  
 Ron Sanchez (SUNY Oneonta '97)  
 Jason Williford (Virginia '95)

## 2014-15 Schedule

Date	Opponent	TV	Time
N14	at James Madison		7:00
N16	Norfolk State	RSN	7:00
	Barclays Center Classic		
N18	South Carolina State	RSN	7:00
N21	George Washington	ESPN3	7:00
N25	Tennessee State	ESPN3	7:00
	Barclays Center Classic		
N28	vs. LaSalle	NBCSN	9:30
	Barclays Center Classic, Brooklyn, N.Y.		
N29	in Barclays Center Classic	NBCSN	7/9:30
D3	at Maryland	ESPN2	9:15
	ACC/Big Ten Challenge		
D6	at VCU	ESPNU	2:00
D18	Cleveland State	ESPNU	7:00
D21	Harvard	ESPNU	Noon
D30	Davidson	ESPNU	6:00
J3	at Miami	ESPN2	2/4:30
J7	NC State	ESPN2	7:00
J10	at Notre Dame	ESPN2	6:00
J13	Clemson	ACCN	8:00
J17	at Boston College	RSN	2:00
J22	Georgia Tech	ACCN	8:00
J25	at Virginia Tech	ACCN	1:00
J31	Duke	ESPN2	4/7:00
F2	at North Carolina	ESPN	7:00
F7	Louisville	ESPN2	6:00
F11	at NC State	ACCN	8:00
F14	Wake Forest	ACCN	2:30
F16	Pittsburgh	ESPN	7:00
F22	Florida State	ESPNU	6:30
F25	at Wake Forest	RSN	7:00
F28	Virginia Tech	ACCN	4:00
M2	at Syracuse	ESPN	7:00
M7	at Louisville	ESPN2	TBD
	March 10-14, ACC Tournament, Greensboro (N.C.) Coliseum		

## Cav Copy

The defending ACC champion Cavaliers welcome back three starters from last season's team that posted a 30-7 record and claimed both the league regular-season and tournament titles ... Virginia posted three consecutive winning seasons in ACC play under 2013-14 ACC Coach of the Year Tony Bennett for the first time since 1981-83 ... Virginia's 16 regular-season wins and 19 total wins versus ACC opposition last season tied conference records ... Bennett owns a 106-60 record in his five seasons at Virginia and stands 175-93 in eight years as a collegiate head coach.

All-ACC junior guard Malcolm Brogdon led the Cavaliers in scoring last season at 12.7 ppg ... Brogdon's strong sophomore season included 18 consecutive games in which he scored in double figures from Jan. 4 through March 9 ... All-ACC Freshman selection London Perrantes became the fourth Virginia freshman to record 100 or more in assists in a season (140).

The Cavaliers also return forward Anthony Gill and guard Justin Anderson, who averaged a combined 41.3 minutes and 16.4 points per game in 2013-14 ... Anderson was voted ACC Sixth Man of the Year by ACSMA.



## Malcolm Brogdon, junior guard

After missing the entire 2013 season while recovering from foot surgery, Brogdon returned in 2014 to earn first-team All-ACC honors by the coaches and second-team recognition by ACSMA ... started all 37 games for the ACC Champion Cavaliers a year ago ... scored in double figures in 23 of his last 24 games and finished his sophomore season as the team leader in scoring

## Returning Numbers

2013-14	PG	Pct.
Points	46.8	.706
Rebounds	25.2	.711
Assists	9.4	.717
Starts	112 of 185	.605

## Team Statistics

Category	ACC	NCAA
Scoring Offense	66.4	12 280
Scoring Defense	55.5	1 1
FG Percentage	.457	6 96
FG Pct Defense	.386	1 9
FT Percentage	.671	11 261
3-Pt FG Pct.	.370	3 69
3-Pt FG PG	5.6	7 240
Steals	5.2	9 268
Blocked Shots	4.1	9 125
Rebound Margin	+6.2	1 15
Turnover Margin	+1.1	5 100

## Tony Bennett

Virginia	(5)	106-60
Washington State	(3)	69-33
Career Totals	(8)	175-93

## Virginia 2013-14 Final Statistics (30-7, 16-2 1st in ACC; ACC Champion)

PLAYER	GP	GS	Min	Avg	FG	FGA	Pct	3FG	FGA	Pct	FT	FTA	Pct	Off	Tot	Avg	PF	DQ	A	TO	BK	ST	Pts	Avg
Malcolm Brogdon	37	37	1163	31.4	150	363	.413	44	119	.370	126	144	.875	33	201	5.4	71	0	101	53	5	44	470	12.7
ACC Games Only	18	18	600	33.3	87	195	.446	22	53	.415	71	80	.888	22	104	5.8	33	0	58	17	2	23	267	14.8
Joe Harris	37	37	1066	28.8	149	338	.441	72	180	.400	73	114	.640	22	109	2.9	88	0	84	48	8	35	443	12.0
ACC Games Only	18	18	505	28.1	67	168	.399	40	95	.421	34	53	.642	8	40	2.2	43	0	45	19	5	22	208	11.6
Anthony Gill	37	6	733	19.8	111	189	.587	0	0	.000	96	153	.627	49	148	4.0	77	0	16	41	20	11	318	8.6
ACC Games Only	18	0	351	19.5	44	81	.543	0	0	.000	44	75	.587	27	67	3.7	42	0	8	14	8	5	132	7.3
Justin Anderson	37	5	796	21.5	96	236	.407	30	102	.294	68	95	.716	26	120	3.2	58	1	54	51	28	13	290	7.8
ACC Games Only	18	0	381	21.2	49	120	.408	15	50	.300	37	51	.725	11	49	2.7	29	1	21	25	12	6	150	8.3
Akil Mitchell	37	36	952	25.7	105	187	.561	0	1	.000	41	96	.427	72	259	7.0	70	0	44	49	21	29	251	6.8
ACC Games Only	18	18	492	27.3	62	102	.608	0	0	.000	17	46	.370	40	142	7.9	33	0	23	20	8	13	141	7.8
Mike Tobey	37	28	668	18.1	99	206	.481	1	3	.333	38	56	.679	70	139	3.8	73	0	11	34	39	9	237	6.4
ACC Games Only	18	18	354	19.7	46	106	.434	0	1	.000	22	30	.733	35	62	3.4	43	0	9	17	20	3	114	6.3
London Parrantes	37	33	1105	29.9	61	159	.384	38	87	.437	43	50	.860	8	81	2.2	62	0	140	40	4	33	203	5.5
ACC Games Only	18	18	542	3.1	37	79	.468	21	41	.512	14	18	.778	5	44	2.4	27	0	76	17	2	16	109	6.1
Darion Atkins	37	3	386	1.4	45	93	.484	0	0	.000	21	36	.583	34	82	2.2	47	0	11	25	19	6	111	3.0
ACC Games Only	18	0	150	8.3	19	38	.500	0	0	.000	9	13	.692	7	27	1.5	26	0	2	9	4	2	47	2.6
Evan Nolte	32	0	297	9.3	26	66	.394	17	51	.333	19	26	.731	7	27	0.8	27	0	8	10	3	7	88	2.8
ACC Games Only	15	0	137	9.1	12	33	.364	8	26	.308	3	7	.429	4	14	0.9	10	0	4	4	2	1	35	2.3
Thomas Rogers	17	0	33	1.9	3	6	.500	3	5	.600	1	2	.500	0	6	0.4	2	0	1	5	0	0	10	0.6
ACC Games Only	8	0	15	1.9	1	2	.500	1	2	.500	0	0	.000	0	3	0.4	0	0	1	0	0	0	3	0.4
Rob Vozenilek	12	0	30	2.5	3	6	.500	1	2	.500	0	1	.000	1	6	0.5	2	0	4	3	1	0	7	0.6
ACC Games Only	6	0	11	1.8	1	3	.333	0	0	.000	0	0	.000	0	1	0.2	1	0	1	1	0	0	2	0.3
Teven Jones	29	0	125	4.3	4	24	.167	0	7	.000	6	16	.375	2	5	0.2	12	0	8	1	0	4	14	0.5
ACC Games Only	13	0	54	4.2	2	8	.250	0	2	.000	0	4	.000	0	2	0.2	6	0	4	0	0	2	4	0.3
Caid Kirven	13	0	27	2.1	2	4	.500	0	0	.000	0	0	.000	1	2	0.2	1	0	0	1	0	0	4	0.3
ACC Games Only	7	0	12	1.7	0	2	.000	0	0	.000	0	0	.000	1	2	0.3	0	0	0	1	0	0	0	0.0
Jeff Jones	10	0	21	2.1	1	3	.333	0	1	.000	1	3	.333	0	5	0.5	0	0	0	1	1	1	3	0.3
ACC Games Only	5	0	9	1.8	0	0	.000	0	0	.000	1	2	.500	0	3	0.6	0	0	0	0	0	0	1	0.2
Maleek Frazier	12	0	23	1.9	0	4	.000	0	1	.000	0	0	.000	0	2	0.2	4	0	2	4	1	1	0	0.0
ACC Games Only	7	0	12	1.7	0	2	.000	0	1	.000	0	0	.000	0	0	0.0	3	0	0	2	1	1	0	0.0
<b>Total</b>	<b>37</b>				<b>855</b>	<b>1884</b>	<b>.454</b>	<b>206</b>	<b>559</b>	<b>.369</b>	<b>533</b>	<b>792</b>	<b>.673</b>	<b>391</b>	<b>1312</b>	<b>35.5</b>	<b>594</b>	<b>1</b>	<b>484</b>	<b>370</b>	<b>150</b>	<b>193</b>	<b>2449</b>	<b>66.2</b>
ACC Games Only	18				427	939	.455	107	271	.395	252	379	.665	194	624	34.7	296	1	252	150	64	94	1213	67.4
<b>Opponents</b>	<b>37</b>				<b>727</b>	<b>1875</b>	<b>.388</b>	<b>203</b>	<b>629</b>	<b>.323</b>	<b>403</b>	<b>609</b>	<b>.662</b>	<b>321</b>	<b>1085</b>	<b>29.3</b>	<b>676</b>	<b>14</b>	<b>373</b>	<b>413</b>	<b>126</b>	<b>191</b>	<b>2060</b>	<b>55.7</b>
ACC Games Only	18				340	879	.387	90	299	.301	211	325	.649	156	532	29.6	334	10	172	204	72	68	981	54.5

## 2013-14 Game Results

Results	UVA AP	UVA USA	Opp AP	Opp USA	W/L	Score	UVA FGs	UVA FG%	UVA 3FGs	UVA FTs	UVA FT%	Opp FGs	Opp FG%	Opp 3FGs	Opp FT%	Reb Mar	TO UVA/Op	Half
N8 James Madison	24	25			W	61-41	25-60	.417	4-18	7-14	.500	15-48	.313	6-25	.833	+18	9/13	32-14
N12 VCU	24	25	14	14	L	56-59	18-46	.391	1-8	19-33	.576	24-58	.414	5-14	.400	+13	19/13	26-24
N16 at Davidson	24	25			W	70-57	25-48	.521	4-11	16-21	.762	19-62	.306	11-29	.667	+12	17/12	29-27
N19 Navy					W	67-42	30-53	.566	3-15	4-11	.364	16-48	.333	7-23	.500	+21	11/13	32-17
N23 Liberty					W	75-53	30-62	.484	9-21	6-11	.545	17-44	.386	7-14	1.000	+7	9/19	32-26
N26 Hampton					W	69-40	24-47	.511	8-12	13-23	.555	17-52	.327	2-14	.667	+21	18/17	40-19
N29 #SMU					W	76-73	20-44	.455	10-14	26-36	.722	24-49	.490	5-14	.769	-4	12/12	30-30
N30 #Missouri State					W	83-63	30-53	.566	9-23	14-24	.583	20-48	.417	10-24	.619	+16	14/14	32-22
D4 Wisconsin			8	9	L	38-48	11-47	.234	1-11	15-19	.789	15-52	.288	5-23	.650	-6	10/7	20-25
D7 at Green Bay					L	72-75	23-46	.500	5-17	21-27	.778	26-51	.510	7-14	.762	+6	14/8	31-37
D21 Northern Iowa					W	57-43	20-53	.377	7-26	10-18	.556	19-60	.317	2-19	.429	+4	10/13	21-16
D23 Norfolk State					W	66-56	18-40	.450	3-10	27-39	.692	20-55	.364	4-15	.667	+5	12/9	32-26
D30 at Tennessee					L	52-87	18-55	.327	2-12	14-17	.824	27-54	.500	11-18	.880	-2	12/6	26-48
J4 at Florida State					W	62-50	19-58	.328	6-16	18-33	.545	16-52	.308	4-14	.636	+3	6/16	30-17
J8 Wake Forest					W	74-51	26-52	.500	7-14	15-23	.652	17-48	.354	4-17	.722	+13	12/15	41-24
J11 at NC State					W	75-45	29-62	.468	3-13	15-18	.833	13-45	.289	2-10	.739	+12	7/16	48-25
J13 at Duke			23	20	L	65-69	21-55	.382	4-10	19-26	.731	22-49	.449	10-22	.750	+3	8/10	28-36
J18 Florida State					W	78-66	27-55	.491	7-11	17-23	.739	21-46	.457	6-16	.818	-3	9/18	45-26
J20 North Carolina					W	76-61	26-54	.481	8-20	16-29	.552	26-63	.413	4-15	.417	-1	8/11	38-29
J25 Virginia Tech					W	65-45	20-46	.435	6-18	19-26	.731	14-42	.333	3-18	.560	+5	9/12	34-17
J28 at Notre Dame					W	68-53	28-52	.538	5-11	7-12	.583	20-47	.426	7-18	.667	-4	12/20	34-24
F2 at Pittsburgh			17	18	W	48-45	19-47	.404	4-12	6-12	.500	15-47	.319	4-11	.579	+1	9/8	21-23
F5 Boston College	20	21			W	77-67	27-56	.482	4-14	19-34	.559	24-50	.480	9-27	.500	+13	6/7	40-21
F8 at Georgia Tech	20	21			W	64-45	21-53	.396	5-11	17-19	.895	18-49	.367	6-15	.231	+21	10/11	29-30
F10 Maryland	17	16			W	61-53	24-51	.471	4-13	9-16	.563	21-52	.404	6-21	.625	-3	6/10	25-26
F15 at Clemson	17	16			W	63-58	23-48	.479	5-15	12-18	.667							

## Tony Bennett, Virginia Head Coach

Tony Bennett enters his sixth year as the men's head basketball coach at Virginia ... Bennett came to Charlottesville after spending the previous three seasons as the head coach at Washington State where he was the 2007 National Coach of the Year ... under Bennett's direction, UVa's record has improved each season, and the Cavaliers have compiled an overall record of 106-60 ... the Cavaliers returned to national prominence in 2013-14, winning the Atlantic Coast Conference regular season (16-2) and tournament titles in the same season for the first time in school history ... in addition, Virginia tied a school record with 30 wins, earned a No. 1 seed in the NCAA Tournament and made its first NCAA Sweet 16 appearance since 1995 ... Bennett was honored as the ACC Coach of the Year and earned his third career District Coach of the Year honor from the U.S. Basketball Writers Association ... following the ACC championship, the Cavaliers climbed to No. 3 in the Associated Press poll, Virginia's highest ranking since 1982-83 ... Bennett won his 100th game as a head coach during the 2010-11 season when the Cavaliers defeated Maryland 74-60 in College Park, Md. ... he has a career record of 175-93 in eight seasons as a college head coach ... Bennett was introduced as the head coach of the Virginia men's basketball program on April 1, 2009 ... in three seasons at Washington State, Bennett led the Cougars to a 69-33 record, including a 32-22 mark in the Pac-10 ... Washington State's 69 wins over those three seasons are the most over any three-year period in school history ... he led the Cougars to the 2007 and 2008 NCAA Tournaments, the only time WSU has made consecutive NCAA Tournament appearances ... before taking over as the head coach at Washington State, Bennett was on the staff of his father, Dick, for three seasons in Pullman, the last two as associate head coach ... the previous four years, Bennett was at Wisconsin, serving on the staffs of his father, Brad Soderberg and current Badger head coach Bo Ryan ... while Bennett was at Wisconsin the Badgers participated in the NCAA Tournament all four years.



### Bennett Year by Year

Year	School	Overall	Conference W-L	Conference Finish	Post-Season	Year	School	Overall	Conference W-L	Conference Finish	Post-Season
2006-07	Washington State	26-8	13-5	2nd	NCAA 1-1	2010-11	Virginia	16-15	7-9	t7th	x
2007-08	Washington State	26-9	11-7	t3rd	NCAA 2-1	2011-12	Virginia	22-10	9-7	t4th	NCAA 0-1
2008-09	Washington State	17-16	8-10	7th	NIT 0-1	2012-13	Virginia	23-12	11-7	t4th	NIT 2-1
2009-10	Virginia	15-16	5-11	t9th	x	2013-14	Virginia	(ACC) 30-7	16-2	1st	NCAA 2-1

School	Years	Overall W-L	Overall Pct.	Conf. Games W-L	Conf. Games Pct.	ACC Tournament W-L	ACC Tournament Pct.	NCAA Tournament W-L	NCAA Tournament Pct.	NIT Games W-L	NIT Games Pct.	
Washington State	(3)	2007-09	69-33	.676	32-22	.593	x	x	3-2	.600	0-1	.000
Virginia	(5)	2010-14	105-60	.636	48-36	.571	4-4	.500	2-2	.500	2-1	.667
<b>Totals</b>	<b>(8)</b>	<b>2007-14</b>	<b>175-93</b>	<b>.653</b>	<b>80-58</b>	<b>.580</b>	<b>4-4</b>	<b>.500</b>	<b>5-4</b>	<b>.556</b>	<b>2-2</b>	<b>.500</b>

### Virginia Coaching Records

Career Records					ACC Tournament								
	Rank	Years	W	L	Pct.		Rank	Years	W	L	Pct.		
1.	Henry Lannigan	(24)	1906-1929	254	95	.728	1.	Terry Holland	(16)	1975-1990	15	15	.500
2.	Roy Randall	(1)	1930	3	12	.200		Tony Bennett	(5)	2010-2014	4	4	.500
3.	Gus Tebell	(21)	1931-1951	241	190	.559	3.	Jeff Jones	(8)	1991-1998	5	8	.385
4.	Evan J. Male	(6)	1952-1957	67	88	.432	4.	Bill Gibson	(11)	1964-1974	5	11	.313
5.	Billy McCann	(6)	1958-1963	40	106	.274	5.	Pete Gillen	(7)	1999-2005	2	7	.222
6.	Bill Gibson	(11)	1964-1974	120	158	.432		Dave Leitao	(4)	2006-2009	1	4	.200
7.	Terry Holland	(16)	1975-1990	326	173	.653		Evan Male	(4)	1954-1957	1	4	.200
8.	Jeff Jones	(8)	1991-1998	146	104	.584	8.	Billy McCann	(6)	1958-1963	1	6	.143
9.	Pete Gillen	(7)	1999-2005	118	93	.559	NCAA Tournament						
10.	Dave Leitao	(4)	2006-2009	63	60	.512		Rank	Years	W	L	Pct.	
11.	Tony Bennett	(5)	2010-2014	105	60	.636	1.	Terry Holland	(9)	15	9	.625	
ACC Games Only						Rank	Years	W	L	Pct.			
1.	Tony Bennett	(5)	2010-2014	48	36	.571	2.	Jeff Jones	(5)	6	5	.545	
2.	Terry Holland	(16)	1975-1990	111	103	.519	3.	Tony Bennett	(2)	2	2	.500	
3.	Jeff Jones	(8)	1991-1998	59	67	.468		Dave Leitao	(1)	1	1	.500	
4.	Dave Leitao	(4)	2006-2009	27	37	.422	4.	Pete Gillen	(1)	0	1	.000	
5.	Pete Gillen	(7)	1999-2005	45	67	.402	NIT						
6.	Bill Gibson	(11)	1964-1974	50	98	.338		Rank	Years	W	L	Pct.	
7.	Evan Male	(4)	1954-1957	12	35	.255	1.	Jeff Jones	(1)	5	0	1.000	
8.	Billy McCann	(6)	1958-1963	20	64	.238	2.	Terry Holland	(4)	8	3	.727	
CBI Tournament						Rank	Years	W	L	Pct.			
1.	Dave Leitao	(1)		2	1	.667	3.	Tony Bennett	(1)	2	1	.667	
							4.	Pete Gillen	(4)	2	4	.333	
							5.	Dave Leitao	(1)	0	1	.000	
								Bill Gibson	(1)	0	1	.000	



## Virginia (1954-2014)

Year	Head Coach	Overall	ACC	Finish	ACC Trn.	Non Conf.	Post-Season	Final AP	Final Coach	All-ACC	All-Am.	NBA Draft	PPG Offense	FG%	FT%	PPG Defense	Opp. FG%	Reb. Mar.
1954	Evan J. Male	16-11	1-4	(7)	0-1	15-6	-	-	-	1	0	0	79.6	.393	.696	74.6	-	-
1955	Evan J. Male	14-15	5-9	(6)	1-1	8-5	-	-	-	2	1	1	89.8	.442	.728	84.4	-	-
1956	Evan J. Male	10-17	3-11	(T6)	0-1	7-5	-	-	-	0	0	0	73.8	.407	.722	78.9	-	-
1957	Evan J. Male	6-19	3-11	(T7)	0-1	3-7	-	-	-	0	0	0	68.6	.372	.681	74.4	-	-
1958	Billy McCann	10-13	6-8	(5)	0-1	4-4	-	-	-	1	0	0	70.5	.394	.732	72.2	-	-
1959	Billy McCann	11-14	6-8	(5)	1-1	4-5	-	-	-	1	0	1	70.6	.386	.710	71.3	.438	-3.3
1960	Billy McCann	6-18	1-13	(8)	0-1	5-4	-	-	-	1	0	0	67.3	.392	.702	75.6	.445	-8.6
1961	Billy McCann	3-23	2-12	(T7)	0-1	1-10	-	-	-	1	0	0	70.2	.362	.654	85.5	.445	-9.3
1962	Billy McCann	5-18	2-12	(8)	0-1	3-5	-	-	-	1	0	0	70.2	.362	.642	83.1	.454	-6.7
1963	Billy McCann	5-20	3-11	(8)	0-1	2-8	-	-	-	1	0	0	66.4	.409	.666	74.5	.491	-3.3
1964	Bill Gibson	8-16	4-10	(T7)	0-1	4-5	-	-	-	1	0	0	64.8	.451	.662	69.7	.442	-2.3
1965	Bill Gibson	7-18	3-11	(7)	0-1	4-6	-	-	-	0	0	0	71.6	.420	.674	80.3	.453	-6.8
1966	Bill Gibson	7-15	4-10	(T6)	0-1	3-4	-	-	-	0	0	0	73.5	.435	.688	77.7	.490	1.7
1967	Bill Gibson	9-17	4-10	(7)	0-1	5-6	-	-	-	1	0	1	78.0	.420	.709	82.3	.474	-1.6
1968	Bill Gibson	9-16	5-9	(5)	0-1	4-6	-	-	-	1	0	0	79.8	.462	.636	86.6	.454	-0.1
1969	Bill Gibson	10-15	5-9	(6)	0-1	5-5	-	-	-	0	0	2	79.3	.483	.654	83.6	.473	9.4
1970	Bill Gibson	10-15	3-11	(7)	1-1	6-3	-	-	-	1	0	1	69.8	.435	.713	73.0	.455	2.6
1971	Bill Gibson	15-11	6-8	(5)	1-1	8-2	-	-	-	2	0	0	76.4	.461	.760	74.9	.447	-0.6
1972	Bill Gibson	21-7	8-4	(T2)	1-1	12-2	NIT 0-1	20	-	1	1	2	81.8	.452	.702	70.7	.454	-0.8
1973	Bill Gibson	13-12	4-8	(T4)	1-1	8-3	-	-	-	1	1	1	74.8	.477	.706	71.2	.455	-1.1
1974	Bill Gibson	11-16	4-8	(4)	1-1	6-7	-	-	-	1	0	0	77.3	.459	.701	80.0	.480	-2.9
1975	Terry Holland	12-13	4-8	(5)	0-1	8-4	-	-	-	0	0	1	68.4	.456	.725	70.0	.472	0.0
1976	Terry Holland	18-12	4-8	(6)	3-0	11-4	NCAA 0-1	18	15	1	0	1	76.5	.501	.729	70.7	.457	3.3
1977	Terry Holland	12-17	2-10	(T6)	2-1	8-6	-	-	-	0	0	1	65.6	.452	.697	67.3	.496	4.3
1978	Terry Holland	20-8	6-6	(T4)	0-1	14-1	NIT 0-1	-	-	1	0	1	71.9	.473	.748	66.9	.461	2.0
1979	Terry Holland	19-10	7-5	(3)	0-1	12-4	NIT 1-1	-	-	2	0	1	76.3	.499	.762	69.7	.475	-0.5
1980	Terry Holland	24-10	7-7	(T5)	0-1	17-2	NIT Champ	-	-	1	2	0	71.1	.500	.739	63.7	.429	3.8
1981	Terry Holland	29-4	13-1	(1)	1-1	15-2	NCAA 4-1	5	3	2	2	3	73.3	.511	.723	60.6	.433	3.3
1982	Terry Holland	30-4	12-2	(T1)	2-1	16-1	NCAA 1-1	3	3	2	1	1	70.2	.527	.680	57.2	.437	6.1
1983	Terry Holland	29-5	12-2	(T1)	2-1	15-2	NCAA 2-1	4	4	2	1	2	83.6	.523	.711	68.9	.417	8.3
1984	Terry Holland	21-12	6-8	(T5)	0-1	15-3	NCAA 4-1	-	-	1	0	3	66.6	.503	.670	61.5	.470	2.0
1985	Terry Holland	17-16	3-11	(8)	0-1	14-4	NIT 2-1	-	-	0	0	1	61.2	.499	.715	59.6	.448	3.2
1986	Terry Holland	19-11	7-7	(T4)	1-1	11-3	NCAA 0-1	-	-	1	0	0	70.4	.501	.692	64.9	.459	3.5
1987	Terry Holland	21-10	8-6	(4)	1-1	12-3	NCAA 0-1	-	-	1	0	3	74.2	.496	.738	68.4	.455	4.9
1988	Terry Holland	13-18	5-9	(6)	0-1	8-8	-	-	-	1	0	0	66.8	.439	.651	67.5	.448	1.3
1989	Terry Holland	22-11	9-5	(T2)	1-1	12-5	NCAA 3-1	-	-	1	0	0	81.9	.460	.722	78.0	.481	4.9
1990	Terry Holland	20-12	6-8	(T5)	2-1	12-3	NCAA 1-1	-	-	2	0	0	72.5	.434	.714	69.9	.455	1.3
1991	Jeff Jones	21-12	6-8	(T5)	1-1	14-3	NCAA 0-1	-	-	2	0	0	74.3	.455	.721	68.5	.442	2.4
1992	Jeff Jones	20-13	8-8	(T4)	0-1	12-4	NIT Champ	-	-	1	0	1	70.0	.433	.721	65.2	.424	2.8
1993	Jeff Jones	21-10	9-7	(5)	1-1	11-2	NCAA 2-1	-	22	1	0	0	74.2	.441	.653	69.3	.405	4.0
1994	Jeff Jones	18-13	8-8	(T4)	2-1	8-4	NCAA 1-1	-	-	1	0	0	64.1	.387	.661	65.7	.394	0.2
1995	Jeff Jones	25-9	12-4	(T1)	1-1	12-4	NCAA 3-1	13	15	2	0	2	77.4	.444	.719	66.8	.390	5.0
1996	Jeff Jones	12-15	6-10	(7)	0-1	6-4	-	-	-	1	0	0	69.4	.416	.695	68.8	.394	1.4
1997	Jeff Jones	18-13	7-9	(6)	0-1	11-3	NCAA 0-1	-	-	1	0	0	67.7	.427	.674	65.0	.409	1.5
1998	Jeff Jones	11-19	3-13	(9)	0-1	8-5	-	-	-	2	0	0	65.7	.439	.653	70.0	.428	4.0
1999	Pete Gillen	14-16	4-12	(9)	0-1	10-3	-	-	-	1	0	0	72.8	.423	.734	73.7	.446	-6.9
2000	Pete Gillen	19-12	9-7	(T3)	0-1	10-4	NIT 0-1	-	-	2	0	0	81.5	.451	.678	75.4	.464	-2.3
2001	Pete Gillen	20-9	9-7	(4)	0-1	11-1	NCAA 0-1	16	15	3	0	0	85.0	.455	.736	74.8	.465	5.6
2002	Pete Gillen	17-12	7-9	(T5)	0-1	10-2	NIT 0-1	-	-	2	0	1	79.6	.463	.719	74.3	.442	3.9
2003	Pete Gillen	16-16	6-10	(T6)	0-1	10-5	NIT 1-1	-	-	1	0	0	73.9	.451	.658	74.6	.435	2.6
2004	Pete Gillen	18-13	6-10	(T7)	1-1	11-2	NIT 1-1	-	-	0	0	0	74.4	.446	.682	74.9	.427	-5.3
2005	Pete Gillen	14-15	4-12	(T10)	1-1	9-2	-	-	-	0	0	0	72.8	.429	.689	76.0	.448	-2.0
2006	Dave Leitao	15-15	7-9	(T7)	1-1	7-5	NIT 0-1	-	-	2	0	0	67.9	.415	.748	67.7	.435	4.6
2007	Dave Leitao	21-11	11-5	(T1)	0-1	10-6	NCAA 1-1	-	24	2	1	0	77.0	.437	.742	70.8	.408	4.5
2008	Dave Leitao	17-16	5-11	(10)	0-1	12-4	CBI 2-1	-	-	1	0	1	76.8	.435	.705	74.8	.449	5.1
2009	Dave Leitao	10-18	4-12	(11)	0-1	6-5	-	-	-	0	0	0	70.0	.417	.740	72.5	.438	1.4
2010	Tony Bennett	15-16	5-11	(T9)	1-1	9-4	-	-	-	1	0	0	65.5	.426	.748	63.6	.436	0.5
2011	Tony Bennett	16-15	7-9	(T7)	0-1	9-5	-	-	-	0	0	0	61.9	.415	.690	62.4	.437	-2.3
2012	Tony Bennett	22-10	9-7	(T4)	0-1	13-2	NCAA 0-1	-	-	1	1	1	62.5	.457	.722	54.5	.400	2.6
2013	Tony Bennett	23-12	11-7	(4)	0-1	12-4	NIT 2-1	-	-	2	0	0	64.2	.457	.786	55.6	.388	1.5
2014	Tony Bennett	30-7	16-2	(1)	3-0	11-5	NCAA 2-1	3	10	2	0	1	66.2	.454	.673	55.7	.388	6.2

# Virginia Tech Hokies



## 2014-15 Hokie Roster

Bold denotes returning starter

No.	Player	Cl.	Pos.	Hgt.	Wgt.	Hometown
0	Shane Henry	Jr.	F	6-8	190	Decatur, Ga.
1	Malik Müller	R-Fr.	G	6-3	220	Ehingen, Germany
<b>2</b>	<b>Joey van Zegeren</b>	<b>R-Jr.</b>	<b>F</b>	<b>6-10</b>	<b>235</b>	<b>Hoogeveen, The Netherlands</b>
3	Adam Smith	R-Jr.	G	6-1	170	Jonesboro, Ga.
4	Seth Allen	Jr.	G	6-1	195	Woodbridge, Va.
10	Justin Bibbs	Fr.	G	6-5	220	Dayton, Ohio
<b>11</b>	<b>Devin Wilson</b>	<b>So.</b>	<b>G</b>	<b>6-4</b>	<b>190</b>	<b>McKees Rocks, Pa.</b>
13	Ahmed Hill	Fr.	G	6-5	195	Augusta, Ga.
14	Greg Donlon	Jr.	F	6-8	230	Midlothian, Va.
21	Satchel Pierce	Fr.	C	6-11	255	Saltsburg, Pa.
22	Christian Beyer	Sr.	F	6-7	220	New Bern, N.C.
23	Jalen Hudson	Fr.	G	6-5	195	Richmond, Va.
25	Will Johnston	Sr.	G	6-4	210	Midlothian, Va.
32	Zach LeDay	Jr.	F	6-7	235	The Colony, Texas

**Head Coach:** Buzz Williams (Oklahoma City, 1994)  
**Assistant Coaches:** Isaac Chew (Avila, 1998)  
 Steve Roccaforte (Lamar, 1989)  
 Jamie McNeilly (New Orleans, 2007)

## 2014-15 Schedule

Date	Opponent	TV	Time
N14	Maryland Eastern Shore	ESPN3	7:00
N19	Liberty	ESPN3	7:00
	Cancun Challenge		
N22	Appalachian State	ESPN3	1:00
N25	vs. Northern Iowa	CBSSN	7:00
	Cancun Challenge, Cancun, Mexico		
N26	in Cancun Challenge	CBSSN	TBA
N30	Morgan State	ESPN3	3:00
D3	at Penn State	ESPNU	7:15
	ACC/Big Ten Challenge		
D7	Radford	ESPN3	3:00
D14	Alabama A&M	ESPN3	3:00
D20	The Citadel	ESPN3	1:00
D22	VMI	ESPN3	7:00
D27	Presbyterian	ESPN3	7:00
D30	at West Virginia	ESPNU	2:00
J3	Syracuse	RSN	Noon
J6	at Florida State	RSN	7:00
J13	at Louisville	RSN	7:00
J18	at North Carolina	ESPNU	6:30
J22	Notre Dame	RSN	7:00
J25	Virginia	ACCN	1:00
J27	Pittsburgh	ESPNU	7:00
J31	at Wake Forest	RSN	2:00
F3	at Syracuse	ESPNU	9:00
F7	Florida State	ACCN	3:00
F9	Georgia Tech	ESPNU	9:00
F14	at Clemson	RSN	Noon
F18	at Miami	RSN	7:00
F21	at NC State	ESPN2	6:00
F25	Duke	ESPN2	9:00
F28	at Virginia	ACCN	4:00
M2	Boston College	ESPNU	9:00
M7	Miami	RSN	Noon
	March 12-16, ACC Tournament, Greensboro (N.C.) Coliseum		

## Hokie Hyperbole

Buzz Williams comes to the Hokies following six seasons as the head coach of the Marquette Golden Eagles ... at Marquette, Williams had a record of 139-69 and led the team to five NCAA appearances, including a trip to the regional finals in the 2012-13 season, the same season the team won the Big East Conference regular season title ... Williams led the Golden Eagles to a 69-39 Big East Conference record during his time in Milwaukee ... Williams inherits two starters and three key lettermen from last season, and Virginia Tech will welcome a three-man freshman class.

Devin Wilson started all 31 of Virginia Tech's games last season and earned All-ACC Freshman honors from both ACSMA and the coaches after averaging 9.2 points per game and ranking among the conference leaders in assists with 4.8 per contest ... Joey van Zegeren returns to the frontcourt after averaging 6.4 ppg and 5.0 rpg while making 24 starts in 2013-14.

Junior guard Adam Smith returns after averaging 11 points and nearly 26 minutes in 14 games played (nine starts) last season ... Smith, who averaged 13.7 ppg as a freshman at UNC Wilmington before transferring to Virginia Tech, missed 17 games last season – including the final 14 – due to a left calf injury.



## Devin Wilson, sophomore guard

The only Hokie to start all 31 games a year ago ... named to both the media and coaches' All-ACC Freshman teams ... had four or more assists 22 times and was third among ACC assists leaders (4.8) ... finished fourth on the team in scoring (9.2) ... averaged 10.1 points and 5.8 assists over the last nine games of the season ... was sixth in the ACC in free throw attempts per game (6.0).

## Returning Numbers

2013-14	PG	Pct.
Points	24.8	.393
Rebounds	13.3	.399
Assists	7.0	.645
Starts	75 of 155	.484

## Team Statistics

Category	ACC	NCAA
Scoring Offense	62.9	14
Scoring Defense	67.0	8
FG Percentage	406	15
FG Pct Defense	403	4
FT Percentage	648	14
3-Pt FG Pct.	.361	4
3-Pt FG PG	6.9	5
Steals	3.3	15
Blocked Shots	4.5	5
Rebound Margin	+2.5	7
Turnover Margin	-4.3	15

## Buzz Williams

Marquette	(6)	139-69
New Orleans	(1)	14-17
Career Totals	(7)	153-86

## Virginia Tech 2013-14 Final Statistics (9-22, 2-16 15th in ACC)

PLAYER	GP	GS	Min	Avg	FG	FGA	Pct	3FG	FGA	Pct	FT	FTA	Pct	Off	Tot	Avg	PF	DQ	A	TO	BK	ST	Pts	Avg
Jarell Eddie	31	30	1011	32.6	134	377	.355	80	213	.376	63	81	.778	32	167	5.4	48	0	38	53	11	11	411	13.3
ACC Games Only	18	17	586	32.6	60	204	.294	39	128	.305	34	43	.791	18	90	5.0	27	0	17	31	3	8	193	1.7
Adam Smith	14	9	361	25.8	56	146	.384	24	67	.358	18	22	.818	3	32	2.3	17	0	30	20	0	2	154	11.0
ACC Games Only	5	1	107	21.4	12	41	.293	7	28	.250	0	0	0.000	0	4	.8	4	0	6	4	0	0	31	6.2
Ben Emelogu	22	12	599	27.2	80	202	.396	40	108	.370	32	47	.681	11	68	3.1	48	1	41	34	5	13	232	1.5
ACC Games Only	12	9	351	29.3	40	112	.357	20	64	.313	13	24	.542	5	34	2.8	19	0	20	17	1	10	113	9.4
Devin Wilson	31	31	1081	34.9	75	201	.373	14	45	.311	122	185	.659	15	100	3.2	77	2	148	90	5	25	286	9.2
ACC Games Only	18	18	665	36.9	46	141	.326	12	35	.343	78	121	.645	10	51	2.8	42	1	80	48	3	17	182	1.1
C.J. Barksdale	21	9	419	2.0	65	127	.512	11	31	.355	30	37	.811	32	89	4.2	28	0	12	19	14	7	171	8.1
ACC Games Only	12	5	232	19.3	36	69	.522	9	23	.391	10	15	.667	14	41	3.4	16	0	4	8	6	4	91	7.6
Joey van Zegeren	31	24	682	22.0	84	168	.500	0	1	.000	31	86	.360	69	155	5.0	92	6	10	44	53	12	199	6.4
ACC Games Only	18	18	454	25.2	60	117	.513	0	0	.000	17	50	.340	46	100	5.6	55	3	6	28	30	9	137	7.6
Cadarian Raines	22	7	350	15.9	44	92	.478	0	0	.000	26	40	.650	31	70	3.2	43	0	12	23	15	6	114	5.2
ACC Games Only	11	0	193	17.5	24	56	.429	0	0	.000	12	19	.632	19	34	3.1	18	0	6	12	6	2	60	5.5
Trevor Thompson	30	11	486	16.2	50	122	.410	0	0	.000	49	75	.653	42	140	4.7	76	3	6	44	28	8	149	5.0
ACC Games Only	18	10	327	18.2	35	84	.417	0	0	.000	28	42	.667	30	93	5.2	50	3	5	27	14	5	98	5.4
Marshall Wood	26	11	409	15.7	34	95	.358	17	49	.347	19	24	.792	24	91	3.5	30	0	11	26	7	2	104	4.0
ACC Games Only	13	3	162	12.5	8	33	.242	5	18	.278	3	4	.750	12	32	2.5	11	0	4	12	1	1	24	1.8
Will Johnston	30	10	598	19.9	29	82	.354	27	75	.360	11	17	.647	5	62	2.1	39	0	20	14	1	10	96	3.2
ACC Games Only	18	8	411	22.8	15	51	.294	14	46	.304	5	7	.714	3	44	2.4	30	0	16	11	1	8	49	2.7
Christian Beyer	28	1	269	9.6	13	25	.520	2	7	.286	3	9	.333	19	63	2.3	24	0	10	14	1	5	31	1.1
ACC Games Only	17	1	182	1.7	8	16	.500	0	3	.000	2	5	.400	12	37	2.2	15	0	6	8	1	4	18	1.1
Greg Donlon	11	0	10	0.9	1	2	.500	0	0	.000	1	2	.500	0	3	0.3	2	0	0	0	1	0	3	0.3
ACC Games Only	6	0	5	0.8	0	0	.000	0	0	.000	0	0	.000	0	2	0.3	0	0	0	0	1	0	0	0.0
<b>Total</b>	<b>31</b>				<b>665</b>	<b>1639</b>	<b>.406</b>	<b>215</b>	<b>596</b>	<b>.361</b>	<b>405</b>	<b>625</b>	<b>.648</b>	<b>336</b>	<b>1138</b>	<b>36.7</b>	<b>524</b>	<b>12</b>	<b>338</b>	<b>392</b>	<b>141</b>	<b>101</b>	<b>1950</b>	<b>62.9</b>
<b>ACC Games Only</b>	<b>18</b>				<b>344</b>	<b>924</b>	<b>.372</b>	<b>106</b>	<b>345</b>	<b>.307</b>	<b>202</b>	<b>330</b>	<b>.612</b>	<b>202</b>	<b>619</b>	<b>34.4</b>	<b>287</b>	<b>7</b>	<b>170</b>	<b>213</b>	<b>67</b>	<b>68</b>	<b>996</b>	<b>55.3</b>
<b>Opponents</b>	<b>31</b>				<b>721</b>	<b>1787</b>	<b>.403</b>	<b>236</b>	<b>723</b>	<b>.326</b>	<b>399</b>	<b>599</b>	<b>.666</b>	<b>335</b>	<b>1059</b>	<b>34.2</b>	<b>548</b>	<b>12</b>	<b>402</b>	<b>260</b>	<b>115</b>	<b>191</b>	<b>2077</b>	<b>67.0</b>
<b>ACC Games Only</b>	<b>18</b>				<b>414</b>	<b>990</b>	<b>.418</b>	<b>141</b>	<b>414</b>	<b>.341</b>	<b>212</b>	<b>324</b>	<b>.654</b>	<b>192</b>	<b>622</b>	<b>34.6</b>	<b>297</b>	<b>3</b>	<b>246</b>	<b>148</b>	<b>66</b>	<b>105</b>	<b>1181</b>	<b>65.6</b>

## 2013-14 Game Results

Results	VT AP	VT USA	Opp AP	Opp USA	W/L	Score	FGs	FG%	3FGs	FTs	FT%	Opp FGs	Opp FG%	Opp 3FGs	Opp FT%	Reb Mar	TO VT/Op	Half
N8 USC Upstate					L	63-64	23-59	.390	8-22	9-18	.500	24-64	.375	5-16	.688	Even	10/9	31-33
N12 West Virginia					W	87-82	26-57	.456	5-15	30-38	.789	25-70	.357	11-24	.636	Even	16/11	36-41
N15 Western Carolina					W	79-61	25-52	.481	6-13	23-41	.561	20-61	.328	3-25	.581	+14	13/10	38-18
N18 VMI					W	105-92	36-69	.522	11-17	22-26	.846	33-79	.418	10-36	.696	+21	16/4	44-33
N22 #Michigan State			1	1	L	77-96	25-61	.410	13-27	14-15	.933	36-71	.507	10-13	.769	+5	17/6	33-46
N23 #Seton Hall					L	67-68	23-57	.404	10-19	11-15	.733	20-62	.323	18-25	.720	-1	14/7	36-38
N26 Furman					W	75-54	28-59	.475	12-30	7-10	.700	20-56	.357	4-17	.833	+6	11/11	31-17
N29 Radford					W	81-56	27-54	.500	7-15	20-26	.769	20-58	.345	4-22	.632	+12	11/11	48-28
D3 Winthrop					W	81-63	29-48	.604	9-20	14-20	.700	23-58	.397	7-22	.667	+15	18/10	42-33
D8 at Miami					W	ot 61-60	24-69	.348	12-34	1-3	.333	24-69	.348	4-15	.571	-7	10/12	23-31
D21 at VCU					L	52-82	17-48	.354	9-20	9-18	.500	30-70	.429	12-25	.500	+6	27/7	22-42
D28 UNC Greensboro					L	52-55	18-50	.360	3-15	13-23	.565	19-52	.365	3-12	.875	Even	15/13	22-22
D31 Maryland-Eastern Shore					W	82-66	26-56	.464	8-19	22-28	.786	20-52	.385	5-24	.636	+16	8/5	46-23
J7 Syracuse			2	2	L	52-72	18-49	.367	7-24	9-17	.529	28-60	.467	9-22	.528	-16	8/7	29-35
J11 Boston College					L	59-62	20-57	.351	7-22	12-21	.571	22-51	.431	10-26	.571	Even	10/6	34-32
J15 Clemson					L	49-56	20-48	.417	5-16	4-14	.286	19-47	.404	6-16	.600	-3	9/8	24-25
J19 at Notre Dame					L	63-70	25-48	.521	4-11	9-15	.600	24-58	.414	9-28	.722	+5	17/10	24-39
J22 Wake Forest					L	77-83	22-65	.338	9-23	24-33	.727	30-56	.536	9-16	.700	+1	6/9	27-43
J25 at Virginia					L	45-63	14-42	.333	3-18	14-25	.560	20-46	.435	6-18	.731	-5	12/9	17-34
J29 at Boston College					L	52-76	18-53	.340	4-14	12-21	.571	24-54	.444	14-37	.778	-1	12/7	33-46
F1 Maryland					L	60-80	20-54	.370	4-16	16-27	.593	29-56	.518	8-15	.583	-9	8/9	35-43
F5 at Florida State					L	50-70	21-61	.344	5-21	3-9	.333	20-46	.435	9-16	.840	+4	11/10	20-31
F8 at Pittsburgh			25	22	L	ot 57-62	17-53	.321	7-22	16-20	.800	18-48	.375	6-21	.714	+15	20/11	26-27
F15 Miami					W	52-45	17-46	.370	6-15	12-20	.600	15-58	.259	7-34	.471	-2	8/3	19-15
F18 Virginia			14	13	L	53-57	19-43	.442	6-17	9-15	.600	20-51	.392	9-25	.533	+1	14/7	28-21
F22 NC State					L	64-71	18-42	.429	6-18	22-37	.429	18-42	.429	6-18	.595	+8	17/7	25-35
F25 at Duke			6	7	L	48-66	20-47	.426	2-9	6-7	.857	24-62	.387	10-33	.727	-6	15/9	20-32
M1 North Carolina			19	21	L	56-60	16-45	.356	7-24	17-21	.810	23-55	.418	5-17	.500	+1	12/7	21-28
M4 at Maryland					L	47-64	15-49	.306	6-18	11-16	.688	24-60	.400	10-32	.857	+10	17/5	29-28
M8 at Georgia Tech					L	51-62	20-53	.377	6-23	5-9	.556	24-49	.490	6-19	.727	+1	11/8	22-29
<b>ACC Tournament, Greensboro, N.C.</b>																		
M12 Miami					L	53-57	18-45	.400	8-19	9-17	.529	17-44	.386	7-25	.842	-12	3/8	32-31



## Buzz Williams, Virginia Tech Head Coach

Buzz Williams begins his first season as the head men's basketball coach at Virginia Tech ... Williams comes to the Hokies following six seasons as the head coach of the Marquette Golden Eagles ... at Marquette, Williams had a record of 139-69 and led the team to five NCAA appearances, including a trip to the regional finals in the 2012-13 season, the same season the team won the Big East Conference regular season title ... Williams led the Golden Eagles to a 69-39 Big East Conference record during his time in Milwaukee ... six Marquette players made it to the NBA during William's tenure ... Williams was an assistant at Marquette in the 2007-08 season... Marquette concluded the year 25-10 and advanced to the second round of the NCAA Tournament for the first time since 2003 ... his coaching career has included stints as an assistant, associate head and head coach ... he has been at the NCAA Division I level for 19 seasons, and 2013-14 was his seventh campaign as a head coach .... Williams has recruited and coached over 20 players who have earned all-conference accolades, including two league players of the year, two conference freshmen of the year and four Associated Press All-Americans ... Williams arrived in Milwaukee after serving for one season as the head coach at the University of New Orleans. ... he guided the Privateers to a 14-win campaign in 2006-07 and his roster featured Bo McCalebb, the Sun Belt Conference Player of the Year ... UNO claimed fourth place in the Sun Belt's Western Division and advanced to the league tournament quarterfinals.



### Williams Year by Year

Year	School	Overall	Conference W-L	Conference Finish	Post-Season	Year	School	Overall	Conference W-L	Conference Finish	Post-Season
2006-07	New Orleans	14-17	9-9	4th/W	x	2011-12	Marquette	27-8	14-4	2nd	NCAA 2-1
2008-09	Marquette	25-10	12-6	5th	NCAA 1-1	2012-13	Marquette	26-9	14-4	1st	NCAA 3-1
2009-10	Marquette	22-12	11-7	5th	NCAA 0-1	2013-14	Marquette	17-15	9-9	6th	x
2010-11	Marquette	22-15	9-9	9th	NCAA 2-1						

School	Years	Overall W-L	Overall Pct.	Conf. Games W-L	Conf. Games Pct.	ACC Tournament W-L	ACC Tournament Pct.	NCAA Tournament W-L	NCAA Tournament Pct.	NIT Games W-L	NIT Games Pct.
New Orleans	(1)	2007	14-17	.451	9-9	.500	x	x	x	x	x
Marquette	(6)	2009-2014	139-69	.668	69-39	.639	x	x	8-5	.615	x
<b>Totals</b>	<b>(7)</b>	<b>2007; 2009-14</b>	<b>153-86</b>	<b>.635</b>	<b>78-48</b>	<b>.619</b>	<b>0-0</b>	<b>.000</b>	<b>8-5</b>	<b>.615</b>	<b>0-0</b>

### Virginia Tech Coaching Records

Career Records		Years	W	L	Pct.
1.	R.M. Brown	(1) 1909	4	2	.667
2.	Branch Boccock	(5) 1910-11,14-16	57	13	.814
3.	L.N. Keesling	(1) 1912	6	3	.667
4.	Houston Hughes	(1) 1913	5	9	.357
5.	H.P. Sanborn	(1) 1917	17	2	.895
6.	Charles Bernier	(3) 1918-1920	47	13	.783
7.	W.L. Younger	(8) 1921-23,33-37	66	85	.437
8.	B.C. Cabbage	(1) 1924	5	13	.278
9.	M.Buford Blair	(2) 1925-1926	9	19	.321
10.	H.B. Redd	(1) 1927	6	8	.429
11.	Bud Moore	(1) 1928	5	11	.313
12.	I.E. Randall	(1) 1929	4	13	.235
13.	R.S. Warren	(1) 1930	5	14	.263
14.	C.D. Rhodes	(1) 1931	5	10	.333
15.	G.S. Proctor	(4) 1932,45-47	38	38	.500
16.	H.M. McEver	(7) 1938-1944	49	71	.408
17.	G.F. Laird	(8) 1948-1955	77	120	.391
18.	Charles W. Noe	(7) 1956-1962	109	51	.681
19.	William Matthews	(2) 1963-1964	28	19	.596
20.	Howard Shannon	(7) 1965-1971	104	68	.605
21.	Don DeVoe	(5) 1972-1976	88	45	.662
22.	Charles Moir	(11) 1977-1987	213	119	.642
23.	Frankie Allen	(4) 1988-1991	56	61	.479
24.	Bill Foster	(6) 1992-1997	101	78	.564
25.	Bobby Hussey	(2) 1998-1999	23	32	.418
26.	Ricky Stokes	(4) 2000-2003	46	69	.400
27.	Seth Greenberg	(9) 2004-2012	170	123	.580
28.	James Johnson	(2) 2013-2014	22	41	.349

ACC Games Only		Years	W	L	Pct.
1.	Seth Greenberg	(8) 2005-2012	61	67	.477
2.	James Johnson	(2) 2013-2014	6	30	.167

ACC Tournament		Years	W	L	Pct.
1.	Seth Greenberg	(8) 2005-2012	6	8	.429
2.	James Johnson	(2) 2013-2014	0	2	.000

NCAA Tournament		No.	W	L	Pct.
1.	Howard Shannon	(1)	2	1	.667
2.	Seth Greenberg	(1)	1	1	.500
	Bill Foster	(1)	1	1	.500
4.	Charles Moir	(4)	2	4	.333
5.	Don DeVoe	(1)	0	1	.000

NIT Tournament		No.	W	L	Pct.
1.	Bill Foster	(1)	5	0	1.000
	Don DeVoe	(1)	4	0	1.000
3.	Charles Moir	(4)	8	4	.667
4.	Seth Greenberg	(5)	7	5	.583
5.	Howard Shannon	(1)	0	1	.000
	Gus Tebell	(1)	0	1	.000

## Virginia Tech (1954-2014)

Year	Head Coach	Overall	So. Conf. Finish	Conf. Trn.	Non Conf.	Post-Season	Final AP	Final Coach	All-So.	All-Am.	NBA Draft	PPG Offense	FG%	FT%	PPG Defense	Opp. FG%	Reb. Mar.	
<b>Member of the Southern Conference</b>																		
1954	G.F. Laird	3-24	3-13	(9)	-	0-11	-	-	0	0	0	-	-	-	82.0	-	-	
1955	G.F. Laird	7-20	4-14	(9)	-	3-6	-	-	0	0	0	71.6	-	-	80.1	-	-	
1956	Charles W. Noe	14-11	10-7	(3)	0-1	4-4	-	-	1	0	0	76.2	-	-	69.2	-	-	
1957	Charles W. Noe	14-8	12-5	(3)	1-1	2-3	-	-	0	0	0	70.4	.397	.716	64.6	.394	2.0	
1958	Charles W. Noe	11-8	10-5	(2)	0-1	1-3	-	-	1	0	0	74.7	.406	.692	66.9	.371	5.6	
1959	Charles W. Noe	16-5	10-2	(2)	0-1	6-3	-	-	2	0	0	83.7	.433	.695	67.6	.382	13.9	
1960	Charles W. Noe	20-6	12-1	(1)	2-1	8-5	-	-	3	0	0	81.8	.420	.734	71.0	.390	12.4	
1961	Charles W. Noe	15-7	12-3	(2)	0-1	3-4	-	-	2	0	1	85.2	.438	.698	75.0	.411	11.4	
1962	Charles W. Noe	19-6	9-3	(2)	2-1	10-3	-	-	2	0	1	81.9	.451	.728	73.2	.389	2.0	
1963	William Matthews	12-12	6-6	(T5)	1-1	6-6	-	-	2	0	0	73.3	.446	.699	72.6	.417	-1.1	
1964	William Matthews	16-7	7-3	(3)	0-1	9-4	-	-	2	0	0	78.8	.439	.718	74.3	.413	6.4	
1965	Howard Shannon	13-10	8-3	(2)	1-1	5-7	-	-	2	0	0	81.7	.447	.661	77.2	.415	2.3	
<b>Independent</b>																		
1966	Howard Shannon	19-5	-	-	-	19-5	NIT 0-1	-	-	-	0	1	85.5	.468	.709	77.9	.417	2.3
1967	Howard Shannon	20-7	-	-	-	20-7	NCAA 2-1	-	-	-	0	0	78.9	.465	.624	70.5	.409	5.4
1968	Howard Shannon	14-11	-	-	-	14-11	-	-	-	0	1	78.2	.470	.694	77.6	.450	-3.5	
1969	Howard Shannon	14-12	-	-	-	14-12	-	-	-	0	1	75.2	.436	.710	74.3	.402	-2.3	
1970	Howard Shannon	10-12	-	-	-	10-12	-	-	-	0	0	72.7	.421	.710	73.0	.424	-0.9	
1971	Howard Shannon	14-11	-	-	-	14-11	-	-	-	0	1	81.9	.448	.724	76.4	.422	8.2	
1972	Don DeVoe	16-10	-	-	-	16-10	-	-	-	0	0	77.1	.431	.677	73.0	.428	7.4	
1973	Don DeVoe	22-5	-	-	-	22-5	NIT 4-0	-	-	-	0	1	85.5	.457	.681	80.0	.453	2.3
1974	Don DeVoe	13-13	-	-	-	13-13	-	-	-	0	0	76.0	.411	.684	74.0	.460	-0.2	
1975	Don DeVoe	16-10	-	-	-	16-10	-	-	-	0	0	80.4	.477	.732	77.7	.450	4.7	
1976	Don DeVoe	21-7	-	-	-	21-7	NCAA 0-1	-	-	-	0	2	87.2	.502	.698	72.8	.438	10.4
1977	Charles Moir	19-10	-	-	-	19-10	NIT 1-1	-	-	-	0	1	80.8	.474	.720	74.0	.459	4.8
1978	Charles Moir	19-8	-	-	-	19-8	-	-	-	0	1	85.7	.479	.684	76.3	.464	-0.4	
<b>Member of Metro Conference</b>																		
1979	Charles Moir	22-9	4-6	(T4)	3-0	18-3	NCAA 1-1	-	-	-	0	1	82.2	.511	.727	73.3	.452	0.7
1980	Charles Moir	21-8	8-4	(2)	0-1	13-4	NCAA 1-1	-	-	-	0	2	75.0	.497	.722	67.8	.442	-0.5
1981	Charles Moir	15-13	6-6	(T3)	1-1	9-7	-	-	-	0	0	72.6	.477	.750	69.9	.488	-1.4	
1982	Charles Moir	20-11	7-5	(4)	1-1	13-6	NIT 2-1	-	-	-	0	2	78.6	.517	.698	71.8	.506	-1.3
1983	Charles Moir	23-11	7-5	(T2)	1-1	16-6	NIT 1-1	-	-	-	0	0	76.6	.503	.708	67.6	.455	-1.4
1984	Charles Moir	22-13	8-6	(4)	2-1	14-7	NIT 4-1	-	-	-	0	0	74.1	.508	.682	65.5	.440	-3.9
1985	Charles Moir	20-9	10-4	(2)	0-1	10-5	NCAA 0-1	-	-	-	0	2	80.9	.500	.683	69.3	.428	0.5
1986	Charles Moir	22-9	7-5	(3)	0-1	15-4	NCAA 0-1	-	-	-	1	3	78.7	.499	.731	73.1	.447	-2.2
1987	Charles Moir	10-18	5-7	(T5)	0-1	5-11	-	-	-	0	0	72.6	.435	.664	76.1	.450	-2.8	
1988	Frankie Allen	19-10	6-6	(T3)	0-1	13-4	-	-	-	0	0	91.2	.444	.686	85.4	.439	-5.0	
1989	Frankie Allen	11-17	2-10	(T6)	-	9-7	-	-	-	0	0	87.2	.424	.718	89.5	.479	-2.4	
1990	Frankie Allen	13-18	5-9	(7)	0-1	8-9	-	-	-	0	1	76.9	.404	.643	80.3	.487	-4.2	
1991	Frankie Allen	13-16	6-8	(6)	1-1	7-8	-	-	-	0	0	73.6	.419	.677	79.3	.453	-2.7	
1992	Bill Foster	10-18	3-9	(7)	0-1	7-8	-	-	-	0	0	65.1	.440	.650	67.8	.419	-0.8	
1993	Bill Foster	10-18	1-11	(7)	1-1	9-7	-	-	-	0	0	67.1	.406	.688	70.3	.420	-6.0	
1994	Bill Foster	18-10	6-6	(4)	1-1	12-4	-	-	-	0	0	72.4	.437	.685	66.1	.401	-0.4	
1995	Bill Foster	25-10	6-6	(T4)	0-1	19-4	NIT 5-0	-	-	-	0	0	75.4	.475	.693	67.2	.405	2.3
<b>Member of Atlantic 10 Conference</b>																		
1996	Bill Foster	23-6	13-3	(T1-W)	0-1	10-3	NCAA 1-1	22	21	2	0	0	70.2	.457	.698	62.9	.419	2.6
1997	Bill Foster	15-16	7-9	(3-W)	1-1	8-7	-	-	-	1	0	0	62.4	.436	.665	60.2	.418	-0.1
1998	Bobby Hussey	10-17	5-11	(T4-W)	0-1	5-6	-	-	-	0	0	0	66.2	.370	.675	67.6	.413	1.7
1999	Bobby Hussey	13-15	7-9	(4-W)	1-1	6-6	-	-	-	2	0	1	65.3	.428	.663	66.1	.415	0.4
2000	Ricky Stokes	16-15	8-8	(4-W)	1-1	8-7	-	-	-	1	0	0	64.4	.437	.658	63.9	.395	0.3
<b>Member of Big East Conference</b>																		
2001	Ricky Stokes	8-19	2-14	(7)	-	6-5	-	-	-	0	0	0	65.6	.413	.654	74.7	.446	-0.9
2002	Ricky Stokes	10-18	4-12	(7)	-	6-6	-	-	-	0	0	0	69.4	.426	.685	70.8	.414	6.8
2003	Ricky Stokes	12-17	4-12	(T6)	-	8-5	-	-	-	0	0	0	70.2	.424	.665	74.7	.446	-0.9
2004	Seth Greenberg	15-14	7-9	(T8)	1-1	8-5	-	-	-	1	0	0	66.6	.411	.599	67.7	.458	-1.0
<b>Member of Atlantic Coast Conference</b>																		
2005	Seth Greenberg	16-14	8-8	(T4)	0-1	8-5	NIT 1-1	-	-	0	0	0	68.5	.427	.642	68.7	.444	-3.4
2006	Seth Greenberg	14-16	4-12	(T10)	0-1	10-3	-	-	-	0	0	0	68.7	.454	.645	65.2	.432	-3.0
2007	Seth Greenberg	22-12	10-6	(T3)	1-1	12-6	NCAA 1-1	-	25	2	1	0	71.5	.468	.660	64.1	.417	-0.6
2008	Seth Greenberg	21-14	9-7	(4)	1-1	11-6	NIT 2-1	-	-	1	0	1	70.2	.439	.681	64.7	.407	4.1
2009	Seth Greenberg	19-15	7-9	(T7)	1-1	11-5	NIT 1-1	-	-	2	0	0	72.6	.437	.724	70.7	.421	3.1
2010	Seth Greenberg	25-9	10-6	(T3)	0-1	15-2	NIT 2-1	-	-	2	0	0	72.7	.427	.717	65.1	.399	1.4
2011	Seth Greenberg	22-12	9-7	(T4)	2-1	11-4	NIT 2-1	-	-	2	0	0	70.3	.452	.710	62.7	.417	1.6
2012	Seth Greenberg	16-17	4-12	(T9)	1-1	11-4	-	-	-	1	0	0	65.1	.420	.725	62.3	.417	-0.4
2013	James Johnson	13-19	4-14	(12)	0-1	9-4	-	-	-	1	0	1	70.2	.426	.683	74.8	.436	-1.5
2014	James Johnson	9-22	2-16	(15)	0-1	7-5	-	-	-	0	0	0	62.9	.406	.648	67.0	.403	2.5

# Wake Forest Demon Deacons **WF**

## 2014-15 Demon Deacon Roster

Bold denotes returning starter

No.	Player	Cl.	Pos.	Hgt.	Wgt.	Hometown
<b>0</b>	<b>Codi Miller-McIntyre</b>	<b>Jr.</b>	<b>G</b>	<b>6-3</b>	<b>205</b>	<b>Concord, N.C.</b>
<b>1</b>	<b>Madison Jones</b>	<b>Jr.</b>	<b>G</b>	<b>6-1</b>	<b>165</b>	<b>Raleigh, N.C.</b>
<b>2</b>	<b>Devin Thomas</b>	<b>Jr.</b>	<b>F</b>	<b>6-9</b>	<b>255</b>	<b>Harrisburg, Pa.</b>
4	Daniel Green	Sr.	F	6-10	240	Colleyville, Texas
10	Mitchell Wilbekin	Fr.	G	6-2	165	Gainesville, Fla.
11	Greg McClinton	RFr.	F	6-7	200	Winston-Salem, N.C.
13	Darius Leonard	Gr.	F	6-9	225	Raleigh, N.C.
20	Miles Overton	So.	G	6-4	215	Philadelphia, Pa.
23	Rondale Watson	Fr.	G	6-3	190	Lewisburg, W.Va.
25	Cornelius Hudson	Fr.	F	6-6	180	Dallas, Texas
31	Andre Washington	Jr.	C	7-0	240	Rocky Mount, Va.
33	Aaron Rountree III	Jr.	F	6-8	200	Wilson, N.C.
35	Stephen Prendergast	Jr.	G	6-1	175	Mahwah, N.J.
41	Duke Antonelli	Jr.	G	6-3	185	Mechanicsburg, Pa.
43	Trent VanHorn	So.	G	6-3	210	Fort Wayne, Ind.
44	Konstantinos Mitoglou	Fr.	F	6-10	225	Thessaloniki, Greece
51	Grant O'Brien	Jr.	F	6-7	200	North Andover, Mass.
52	Doug Niedrich	Sr.	F	6-6	205	Kildeer, Ill.

**Head Coach:** Danny Manning (Kansas '91)  
**Assistant Coaches:** Steve Woodberry (Kansas '94)  
 Randolph Childress (Wake Forest '95)  
 Brett Ballard (Kansas '03)

## 2014-15 Schedule

Date	Opponent	TV	Time
N14	UNC-Asheville	ESPN3	7:00
N17	at Tulane	ESPN3	8:00
N19	at Arkansas	SECN	9:00
Roundball Showcase			
N21	Iona	ESPN3	8:30
Roundball Showcase			
N24	Nicholls State	ESPN3	7:00
Roundball Showcase			
N26	Mount St. Mary's	ESPN3	7:00
N28	Delaware State	ESPN3	7:00
Roundball Showcase			
D2	Minnesota	ESPNU	7:00
ACC/Big Ten Challenge			
D6	at NC State	ESPNU	7:30
D14	Samford	ESPN3	6:00
D20	vs. Florida		4:30
Orange Bowl Classic, Sunrise, Fla.			
D22	Bucknell	ESPN3	7:00
D28	at Richmond	NBCSN	4:00
D31	Princeton	ESPN3	1:00
J4	Louisville	ESPNU	8:00
J7	Duke	ACCN	9:00
J10	Georgia Tech	ACCN	Noon
J13	at Syracuse	ACCN	8:00
J21	North Carolina	ESPN2	7:00
J24	at Clemson	ACCN	Noon
J28	at Florida State	RSN	7:00
J31	Virginia Tech	RSN	2:00
F3	NC State	ACCN	8:00
F7	at Georgia Tech	RSN	Noon
F11	Miami	RSN	7:00
F14	Wake Forest	ACCN	2:30
F17	at Notre Dame	ESPNU	7:00
F25	Virginia	RSN	7:00
M1	Pittsburgh	ESPNU	6:30
M4	at Duke	ACCN	8:00
M7	at Boston College	ACCN	2:00
March 10-14, ACC Tournament, Greensboro (N.C.) Coliseum			

## Deacon Data

Danny Manning comes to Wake Forest as head coach after spending two seasons as the head coach at the University of Tulsa ... Manning was named the 2013-14 Conference USA Coach of the Year after leading the Golden Hurricane to the conference championship and a berth in the second round of the NCAA Tournament, Tulsa's first appearance since 2003 ... in two seasons at Tulsa, Manning went 38-29 (.567) overall and 21-11 (.656) in Conference USA ... Manning, who led Kansas to the NCAA title while earning consensus National Player of the Year honors in 1988, also starred in the NBA and spent nine years on the coaching staff at his alma mater before becoming Tulsa's head coach.

Manning's first Demon Deacon squad will include three returning starters from last season ... Codi Miller-McIntyre, Devin Thomas and Madison Jones combined to start 85 games in 2013-14 ... Miller-McIntyre was the first Wake Forest player since Jeff Teague in 2008-09 to lead the team in both scoring and assists ... Thomas ranked fourth in the ACC in rpg (7.5) ... Thomas, who averaged 11.1 ppg, also shot 54 percent from the floor to lead the Demon Deacons in that category.



## Devin Thomas, junior forward

Led the team in 2014 and was fourth in the ACC in rebounds per game (7.5) ... had 19 games with 10 or more points and finished second on the team in scoring (11.1) ... second among active ACC players with 483 career rebounds ... has started all but one of his 64 career games ... leads all current ACC players with 15 games of 10 or more rebounds ... had a team-high six double-doubles last year.

## Returning Numbers

2013-14	PG	Pct.
Points	37.2	.536
Rebounds	17.9	.517
Assists	9.6	.724
Starts	86 of 165	.521

## Team Statistics

Category	ACC	NCAA
Scoring Offense	69.7	8 206
Scoring Defense	70.9	14 204
FG Percentage	.451	8 129
FG Pct Defense	.427	12 122
FT Percentage	.650	13 318
3-Pt FG Pct.	.329	9 225
3-Pt FG PG	5.0	12 294
Steals	5.5	8 248
Blocked Shots	4.0	10 129
Rebound Margin	-1.3	14 237
Turnover Margin	-1.1	11 256

## Danny Manning

Tulsa	(2)	38-29
Career Totals	(2)	38-29



# Wake Forest Demon Deacons

## Wake Forest 2013-14 Final Statistics (17-16, 6-12 t-11th in ACC)

PLAYER	GP	GS	Min	Avg	FG	FGA	Pct	3FG	FGA	Pct	FT	FTA	Pct	Off	Tot	Avg	PF	DQ	A	TO	BK	ST	Pts	Avg	
Codi Miller-McIntyre	32	31	1033	32.3	149	344	.433	14	70	.200	91	145	.628	22	97	3.0	55	1	134	64	1	24	403	12.6	
ACC Games Only	17	16	532	31.3	65	163	.399	3	32	.094	34	63	.540	8	41	2.4	33	1	72	33	0	11	167	9.8	
Devin Thomas	33	32	929	28.2	138	256	.539	0	0	.000	91	172	.529	64	249	7.5	106	6	50	82	29	19	367	11.1	
ACC Games Only	18	18	524	29.1	72	131	.550	0	0	.000	46	91	.505	29	112	6.2	60	3	28	49	16	14	190	10.6	
Travis McKie	33	33	959	29.1	104	251	.414	39	124	.315	106	131	.809	35	136	4.1	62	0	43	38	21	30	353	10.7	
ACC Games Only	18	18	551	3.6	61	140	.436	24	76	.316	66	83	.795	14	65	3.6	34	0	20	24	7	17	212	11.8	
Coron Williams	33	13	834	25.3	117	251	.466	71	176	.403	31	37	.838	14	71	2.2	53	0	38	10	3	22	336	10.2	
ACC Games Only	18	7	453	25.2	58	129	.450	33	93	.355	11	13	.846	6	34	1.9	33	0	20	6	1	10	160	8.9	
Tyler Cavanaugh	33	22	699	21.2	86	204	.422	21	67	.313	98	124	.790	32	127	3.8	90	1	22	48	11	7	291	8.8	
ACC Games Only	18	9	398	22.1	49	112	.438	12	33	.364	60	71	.845	15	54	3.0	52	1	14	23	8	5	170	9.4	
Arnaud Adala Moto	33	11	649	19.7	80	172	.465	1	7	.143	66	101	.653	58	171	5.2	94	2	19	52	4	17	227	6.9	
ACC Games Only	18	9	397	22.1	48	96	.500	1	1	1.000	51	72	.708	27	92	5.1	52	1	13	33	3	10	148	8.2	
Madison Jones	33	22	691	2.9	35	80	.438	2	5	.400	36	73	.493	10	63	1.9	67	1	92	71	6	39	108	3.3	
ACC Games Only	18	13	365	2.3	15	40	.375	0	0	.000	20	36	.556	6	32	1.8	38	1	44	36	3	21	50	2.8	
Miles Overton	29	0	256	8.8	26	75	.347	15	45	.333	18	31	.581	7	21	0.7	33	0	20	15	1	8	85	2.9	
ACC Games Only	15	0	131	8.7	13	34	.382	9	22	.409	7	13	.538	2	10	0.7	18	0	10	8	0	5	42	2.8	
Andre Washington	29	1	229	7.9	24	49	.490	0	0	.000	18	33	.545	22	52	1.8	39	0	5	11	39	3	66	2.3	
ACC Games Only	15	0	82	5.5	5	9	.556	0	0	.000	4	8	.500	5	16	1.1	15	0	0	2	11	1	14	0.9	
Aaron Rountree	32	0	325	1.2	20	48	.417	3	10	.300	7	18	.389	14	48	1.5	36	0	16	12	17	12	50	1.6	
ACC Games Only	17	0	161	9.5	9	25	.360	1	6	.167	2	5	.400	6	23	1.4	18	0	7	5	10	9	21	1.2	
Trent VanHorn	5	0	5	1.0	2	3	.667	0	0	.000	3	4	.750	0	1	0.2	0	0	0	0	0	0	0	7	1.4
ACC Games Only	2	0	2	1.0	1	2	.500	0	0	.000	3	4	.750	0	0	0.0	0	0	0	0	0	0	5	2.5	
Grant O'Brien	4	0	4	1.0	1	2	.500	0	0	.000	1	2	.500	0	2	0.5	0	0	0	0	0	0	0	3	0.8
ACC Games Only	1	0	1	1.0	1	1	1.000	0	0	.000	0	0	.000	0	0	0.0	0	0	0	0	0	0	0	2	2.0
Stephen Prendergast	3	0	3	1.0	1	2	.500	0	0	.000	0	0	.000	0	0	0.0	0	0	0	0	0	0	0	2	0.7
ACC Games Only	0	0	0	0.0	0	0	.000	0	0	.000	0	0	.000	0	0	0.0	0	0	0	0	0	0	0	0	0.0
Duke Antonelli	4	0	4	1.0	1	2	.500	0	0	.000	0	0	.000	1	1	0.3	0	0	0	0	0	0	0	2	0.5
ACC Games Only	1	0	1	1.0	0	0	.000	0	0	.000	0	0	.000	0	0	0.0	0	0	0	0	0	0	0	0	0.0
Doug Niedrich	4	0	5	1.3	0	1	.000	0	0	.000	0	0	.000	0	2	0.5	1	0	1	0	0	0	0	0	0.0
ACC Games Only	1	0	2	2.0	0	0	.000	0	0	.000	0	0	.000	0	0	0.0	0	0	1	0	0	0	0	0	0.0
<b>Total</b>	<b>33</b>				<b>784</b>	<b>1740</b>	<b>.451</b>	<b>166</b>	<b>504</b>	<b>.329</b>	<b>566</b>	<b>871</b>	<b>.650</b>	<b>336</b>	<b>1143</b>	<b>34.6</b>	<b>636</b>	<b>11</b>	<b>440</b>	<b>410</b>	<b>132</b>	<b>181</b>	<b>2300</b>	<b>69.7</b>	
ACC Games Only	18				397	882	.450	83	263	.316	304	459	.662	148	523	29.1	353	7	229	223	59	103	1181	65.6	
Opponents	33				819	1920	.427	187	596	.314	516	748	.690	412	1187	36.0	690	15	420	374	120	221	2341	70.9	
ACC Games Only	18				456	1017	.448	106	317	.334	300	426	.704	249	664	36.9	366	11	230	207	67	115	1318	73.2	

## 2013-14 Game Results

Results	WF AP	WF USA	Opp AP	Opp USA	W/L	Score	WF FGs	WF FG%	WF 3FGs	WF FTs	WF FT%	Opp FGs	Opp FG%	Opp 3FGs	Opp FT%	Reb Mar	TO WF/Opp	Half
N8 Colgate					W	89-78	31-64	.484	3-14	24-36	.667	26-62	.419	14-34	.750	+2	5/14	38-40
N12 VMI					W	98-71	34-64	.531	2-15	28-41	.683	20-70	.286	9-30	.688	+20	14/11	44-31
N15 Presbyterian					W	69-48	25-63	.397	8-27	11-16	.688	20-56	.357	4-11	.400	+17	8/9	42-27
N18 Jacksonville					W	90-83	29-75	.387	8-18	24-37	.649	30-67	.448	6-16	.654	+17	13/15	46-37
N21 The Citadel					W	82-54	28-64	.438	9-18	17-32	.531	19-53	.358	4-16	.750	+11	7/16	34-27
N28 #Kansas			2	2	L	78-87	26-56	.464	8-19	18-29	.621	29-62	.468	3-15	.684	-4	13/9	26-40
N29 #USC					W	77-63	30-57	.526	5-18	12-22	.545	24-61	.393	5-25	.526	+1	13/14	41-25
N30 #Tennessee					L	63-82	21-50	.420	5-11	16-24	.667	25-47	.532	4-11	.778	-6	9/8	32-43
D4 Tulane					W	72-57	27-54	.500	7-19	11-17	.647	22-54	.407	4-15	.647	+13	13/8	34-27
D7 Richmond					W	ot 76-66	24-58	.414	7-16	21-28	.750	23-60	.383	5-21	.652	+29	21/11	31-32
D17 St. Bonaventure					W	77-62	28-57	.491	3-9	18-27	.667	25-63	.397	5-15	.438	+10	15/14	28-36
D21 UNC-Greensboro					W	59-51	22-49	.449	2-14	13-30	.433	19-60	.317	1-15	.571	+1	14/12	29-22
D28 at Xavier					L	53-68	19-53	.358	5-15	10-21	.476	26-66	.394	4-19	.706	-16	13/12	27-42
J5 North Carolina			19	19	W	73-67	26-54	.481	2-12	19-33	.576	29-75	.387	2-15	.636	-19	13/17	34-32
J8 at Virginia					L	51-74	17-48	.354	4-17	13-18	.722	26-52	.500	7-14	.652	-13	15/12	24-31
J11 at Pittsburgh					L	65-80	20-51	.392	4-12	21-31	.677	26-53	.491	5-12	.742	-10	9/10	26-40
J15 NC State					W	70-69	19-35	.543	4-12	28-39	.718	23-55	.418	2-13	.677	-9	14/11	35-43
J18 at Clemson					L	53-61	21-58	.362	4-17	7-10	.700	20-43	.465	3-13	.857	+1	10/9	25-26
J22 at Virginia Tech					W	83-77	30-56	.536	9-16	14-20	.700	22-65	.338	9-23	.727	-1	9/6	43-27
J25 Notre Dame					W	65-58	23-47	.489	5-17	14-19	.737	24-61	.393	2-16	.667	+1	5/9	25-21
J29 Syracuse			2	2	L	57-67	18-53	.340	3-20	18-30	.600	21-58	.362	3-14	.667	-20	8/9	23-26
F1 Georgia Tech					L	70-79	20-49	.408	3-15	27-33	.818	26-53	.491	6-13	.808	-9	16/19	34-41
F4 at Duke			11	11	L	63-83	19-39	.487	3-8	22-32	.688	27-53	.509	12-26	.654	+5	11/19	33-46
F11 at NC State					L	67-82	24-47	.511	5-10	14-31	.452	31-59	.525	8-18	.632	-5	14/13	38-46
F15 Florida State					L	60-67	20-53	.377	6-21	14-20	.700	23-51	.451	5-17	.640	-14	11/15	29-23
F18 at Maryland					L	60-71	24-51	.471	3-15	9-20	.450	26-61	.426	8-26				

## Danny Manning, Wake Forest Head Coach

One of the most accomplished players in the history of college basketball, Danny Manning was named the head coach at Wake Forest on April 4, 2014 ... Manning comes to Wake Forest after spending two seasons as the head coach at the University of Tulsa .... he was named the 2013-14 Conference USA Coach of the Year after leading the Golden Hurricane to the conference championship and a berth in the second round of the NCAA Tournament, Tulsa's first appearance since 2003 ... Manning was also a finalist for two national Coach of the Year awards in 2013-14, including the Jim Phelan Award, given to the nation's top coach, and the Ben Jobe Award, given to the nation's top minority coach ... prior to taking the reins at Tulsa, Manning spent nine seasons on Bill Self's staff at the University of Kansas, Manning's alma mater ...he spent the final five years as an assistant coach after serving as the Jayhawks' Director of Student-Athlete Development ... Manning's list of accomplishments is nothing short of remarkable. He was an All-American and national player of the year for Kansas, leading the Jayhawks to the 1988 national title. Manning was drafted No. 1 overall by the Los Angeles Clippers in 1988 and went on to enjoy a 15-year NBA career with seven different teams ... Manning was a two-time NBA All-Star (1993, 1994) and was named the NBA's Sixth Man of the Year in 1998 ... Manning also won a bronze medal with the U.S. at the 1988 Seoul Olympics ... Manning retired from professional basketball in 2003 and then began his coaching career as a member of Self's first staff at Kansas .... Manning was elevated to assistant coach in March 2007 and helped the Jayhawks win the 2008 national title in his first season in his new position.



### Manning Year by Year

Year	School	Overall	Conference W-L	Conference Finish	Post-Season	Year	School	Overall	Conference W-L	Conference Finish	Post-Season
2012-13	Tulsa	17-16	8-8	6th	CBI 0-1	2013-14	Tulsa	21-13	13-3	t1st	NCAA 1-1

School	Years	Overall W-L	Overall Pct.	Conf. Games		ACC Tournament		NCAA Tournament		CBI/NIT Games		
				W-L	Pct.	W-L	Pct.	W-L	Pct.	W-L	Pct.	
Tulsa	2	2013-2014	38-29	.567	21-11	.656	x	x	1-1	.500	0-1	.000
<b>Totals</b>	<b>(2)</b>	<b>2013-2014</b>	<b>38-29</b>	<b>.567</b>	<b>21-11</b>	<b>.656</b>	<b>0-0</b>	<b>.000</b>	<b>1-1</b>	<b>.500</b>	<b>0-1</b>	<b>.00</b>

### Wake Forest Coaching Records

Career Records				Years			W	L	Pct.	ACC Tournament				Years			W	L	Pct.	
1.	J.R. Crozier	(12)	1906-1917	95	46	.674	1.	Horace McKinney	(8)	1958-1965	12	6	.667	NCAA Tournament			No.	W	L	Pct.
2.	E.T. MacDonnell	(1)	1918	4	12	.250	2.	Murray Greason	(4)	1954-1957	6	4	.600	1.	Horace McKinney	(2)	6	2	.750	
3.	Irving Carlisle	(1)	1919	6	9	.400	3.	Dave Odom	(12)	1990-2001	9	10	.474	2.	Dave Odom	(9)	10	8	.556	
4.	Bill Holding	(2)	1920,1922	20	10	.667	4.	Skip Prosser	(7)	2002-2007	5	6	.455		Skip Prosser	(4)	5	4	.556	
5.	J.L. White	(1)	1921	7	10	.412	5.	Jack McCloskey	(6)	1967-1972	3	6	.333		Carl Tacy	(4)	5	4	.556	
6.	Phil Uttley	(1)	1923	12	5	.706	6.	Carl Tacy	(13)	1973-1985	6	13	.316	5.	Murray Greason	(2)	1	2	.333	
7.	Hank Garrity	(2)	1924-1925	33	14	.702	7.	Jeff Bzdelik	(4)	2011-2014	1	4	.200		Dino Gaudio	(2)	1	2	.333	
8.	R.S. Hayes	(2)	1926,1931	21	16	.568		Bob Staak	(4)	1986-1989	1	4	.200	NIT Tournament			No.	W	L	Pct.
9.	James Baldwin	(2)	1927-1928	28	17	.622	9.	Dino Gaudio	(3)	2008-2010	0	3	.000	1.	Dave Odom	(3)	7	2	.778	
10.	Pat Miller	(2)	1929-1930	7	19	.269		Jack Murdock	(1)	1966	0	1	.000	2.	Carl Tacy	(2)	3	2	.600	
11.	Fred Emmerson	(2)	1932-1933	9	16	.360							3.	Skip Prosser	(1)	0	1	.000		
12.	Murray Greason	(23)	1934-1957	288	243	.542	NCAA Tournament			No.	W	L	Pct.							
13.	Horace McKinney	(8)	1958-1965	122	94	.565	1.	Horace McKinney	(2)	6	2	.750								
14.	Jack Murdock	(1)	1966	8	18	.308	2.	Dave Odom	(9)	10	8	.556								
15.	Jack McCloskey	(6)	1967-1972	70	89	.440		Skip Prosser	(4)	5	4	.556								
16.	Carl Tacy	(13)	1973-1985	222	149	.599		Carl Tacy	(4)	5	4	.556								
17.	Bob Staak	(4)	1986-1989	45	69	.395		5.	Murray Greason	(2)	1	2	.333							
18.	Dave Odom	(12)	1990-2001	240	132	.645		Dino Gaudio	(2)	1	2	.333								
19.	Skip Prosser	(6)	2002-2007	126	68	.649														
20.	Dino Gaudio	(3)	2008-2010	61	31	.663														
21.	Jeff Bzdelik	(4)	2011-2014	51	76	.402														
<b>ACC Games Only</b>				<b>Years</b>			<b>W</b>	<b>L</b>	<b>Pct.</b>											
1.	Horace McKinney	(8)	1958-1965	69	43	.616														
2.	Murray Greason	(4)	1934-1957	33	21	.611														
3.	Dino Gaudio	(3)	2008-2010	27	21	.563														
4.	Skip Prosser	(6)	2002-2007	52	44	.542														
5.	Dave Odom	(12)	1990-2001	101	87	.537														
6.	Carl Tacy	(13)	1973-1985	71	97	.423														
7.	Jack McCloskey	(6)	1967-1972	32	50	.390														
8.	Jack Murdock	(1)	1966	4	10	.286														
9.	Jeff Bzdelik	(4)	2011-2014	17	51	.250														
10.	Bob Staak	(4)	1986-1989	8	48	.143														

## Wake Forest (1954-2014)

Year	Head Coach	Overall	ACC	Finish	ACC Trn.	Non Conf.	Post-Season	Final AP	Final Coach	All-ACC	All-Am.	NBA Draft	PPG Offense	FG%	FT%	PPG Defense	Opp. FG%	Reb. Mar.
1954	Murray Greason	17-12	8-4	(3)	2-1	6-6	-	-	-	2	1	0	76.2	.408	.730	69.9	-	-
1955	Murray Greason	17-10	8-6	(T4)	1-1	8-3	-	-	-	2	1	1	85.7	.460	.756	79.2	-	-
1956	Murray Greason	19-9	10-4	(T3)	2-1	6-2	-	16	-	2	0	0	80.7	.443	.730	75.2	.369	-3.1
1957	Murray Greason	19-9	7-7	(T4)	1-1	10-0	-	18	-	3	1	0	68.4	.436	.738	62.6	.388	2.3
1958	Horace McKinney	6-17	3-11	(T7)	0-1	3-3	-	-	-	1	0	0	63.1	.402	.675	67.8	.398	-4.8
1959	Horace McKinney	10-14	5-9	(T6)	0-1	5-4	-	-	-	0	0	0	65.4	.408	.712	66.2	.406	-0.8
1960	Horace McKinney	21-7	12-2	(T1)	2-1	6-4	-	19	-	3	0	1	72.8	.446	.725	63.1	.378	5.9
1961	Horace McKinney	19-11	11-3	(2)	2-0	6-7	NCAA 4-1	15	10	2	1	0	82.9	.467	.683	76.5	.419	9.0
1962	Horace McKinney	22-9	12-2	(1)	3-0	7-6	NCAA 2-1	13	7	2	1	1	81.4	.472	.709	74.3	.432	7.0
1963	Horace McKinney	16-10	11-3	(2)	2-1	3-5	-	-	-	1	0	1	71.3	.460	.685	68.8	.423	2.7
1964	Horace McKinney	16-11	9-5	(2)	2-1	5-5	-	-	-	3	0	0	74.1	.466	.692	72.0	.433	2.4
1965	Horace McKinney	12-15	6-8	(5)	1-1	5-5	-	-	-	2	0	1	81.9	.457	.698	84.7	.492	1.2
1966	Jack Murdock	8-18	4-10	(T6)	0-1	4-6	-	-	-	2	0	1	83.8	.455	.711	93.0	.495	-8.4
1967	Jack McCloskey	9-18	5-9	(T5)	1-1	3-7	-	-	-	1	0	2	72.2	.468	.750	77.3	.450	-9.1
1968	Jack McCloskey	5-21	3-11	(T7)	0-1	2-8	-	-	-	0	0	0	70.7	.411	.721	78.5	.472	-3.5
1969	Jack McCloskey	18-9	8-6	(T3)	1-1	8-2	-	-	-	1	0	0	86.1	.450	.771	79.2	.453	3.1
1970	Jack McCloskey	14-13	6-8	(5)	1-1	7-3	-	-	-	1	0	1	81.4	.454	.768	81.4	.454	-2.4
1971	Jack McCloskey	16-10	7-7	(4)	0-1	8-1	-	-	-	1	1	2	79.4	.489	.752	74.1	.440	-1.4
1972	Jack McCloskey	8-18	3-9	(6)	0-1	5-6	-	-	-	0	0	1	69.2	.439	.669	71.0	.465	-3.4
1973	Carl Tacy	12-15	3-9	(7)	1-1	8-3	-	-	-	1	0	1	72.3	.446	.711	77.4	.465	-2.6
1974	Carl Tacy	13-13	3-9	(T5)	0-1	10-1	-	-	-	1	0	1	76.2	.459	.720	74.1	.464	-1.1
1975	Carl Tacy	13-13	2-10	(T6)	0-1	9-2	-	-	-	1	0	0	80.6	.476	.684	79.1	.459	-4.5
1976	Carl Tacy	17-10	5-7	(T4)	0-1	10-2	-	-	-	2	0	1	87.8	.479	.720	82.6	.479	-2.2
1977	Carl Tacy	22-8	8-4	(T2)	0-1	12-3	NCAA 2-1	9	-	2	2	2	81.9	.505	.754	76.2	.496	-2.8
1978	Carl Tacy	19-10	6-6	(T4)	2-1	11-1	-	-	-	2	1	2	83.2	.507	.666	76.4	.455	0.8
1979	Carl Tacy	12-15	3-9	(T6)	0-1	9-3	-	-	-	1	0	0	72.4	.489	.651	73.4	.472	1.9
1980	Carl Tacy	13-14	4-10	(7)	0-1	9-1	-	-	-	0	0	0	70.4	.524	.715	67.6	.483	3.7
1981	Carl Tacy	22-7	9-5	(3)	1-1	10-1	NCAA 0-1	11	14	1	1	1	77.3	.518	.694	65.1	.454	-0.6
1982	Carl Tacy	21-9	9-5	(3)	1-1	11-3	NCAA 1-1	18	19	1	0	3	67.8	.514	.680	58.2	.448	1.6
1983	Carl Tacy	20-12	7-7	(5)	0-1	13-4	NIT 3-1	-	-	0	0	1	79.3	.492	.670	74.0	.464	-4.2
1984	Carl Tacy	23-9	7-7	(T3)	1-1	15-1	NCAA 2-1	19	-	2	0	2	74.6	.501	.737	66.8	.476	-1.9
1985	Carl Tacy	15-14	5-9	(T6)	0-1	10-4	NIT 0-1	-	-	1	0	2	73.1	.485	.711	68.7	.482	-3.5
1986	Bob Staak	8-21	0-14	(8)	0-1	8-6	-	-	-	0	0	0	59.8	.455	.684	67.3	.500	-7.6
1987	Bob Staak	14-15	2-12	(7)	1-1	11-2	-	-	-	1	0	1	68.9	.463	.707	68.1	.480	-4.6
1988	Bob Staak	10-18	3-11	(8)	0-1	7-6	-	-	-	1	0	0	72.4	.478	.714	76.6	.491	0.1
1989	Bob Staak	13-15	3-11	(7)	0-1	10-3	-	-	-	0	0	0	76.1	0.48	.731	76.9	.504	2.0
1990	Dave Odom	12-16	3-11	(8)	0-1	9-4	-	-	-	0	0	0	68.8	.462	.646	69.0	.451	5.1
1991	Dave Odom	19-11	8-6	(T3)	0-1	11-4	NCAA 1-1	-	-	1	0	0	80.5	.489	.688	74.9	.462	2.4
1992	Dave Odom	17-12	7-9	(6)	0-1	10-2	NCAA 0-1	-	-	1	0	1	74.6	.494	.633	68.4	.457	7.7
1993	Dave Odom	21-9	10-6	(T3)	0-1	11-2	NCAA 2-1	16	15	2	1	1	77.7	.491	.722	70.2	.440	4.8
1994	Dave Odom	21-12	9-7	(3)	1-1	12-5	NCAA 1-1	-	-	2	0	0	71.3	.446	.739	65.5	.405	1.3
1995	Dave Odom	26-6	12-4	(T1)	3-0	11-2	NCAA 2-1	3	3	2	2	1	71.4	.468	.764	62.8	.388	2.9
1996	Dave Odom	26-6	12-4	(2)	3-0	11-2	NCAA 3-1	9	9	1	1	0	68.9	.465	.704	61.3	.393	4.9
1997	Dave Odom	24-7	11-5	(T2)	1-1	10-0	NCAA 1-1	9	9	2	1	1	69.0	.465	.690	58.3	.364	6.2
1998	Dave Odom	16-14	7-9	(T4)	0-1	9-4	NIT 1-1	-	-	0	0	0	65.8	.405	.699	66.5	.429	0.4
1999	Dave Odom	17-14	7-9	(4)	0-1	10-4	NIT 1-1	-	-	1	0	0	66.6	.431	.721	65.0	.417	-0.4
2000	Dave Odom	22-14	7-9	(5)	1-1	13-4	NIT Champ	-	-	1	0	0	69.8	.434	.674	64.5	.405	4.6
2001	Dave Odom	19-11	8-8	(T5)	0-1	11-2	NCAA 0-1	23	22	1	0	0	76.5	.462	.727	66.5	.409	1.0
2002	Skip Prosser	21-13	9-7	(T3)	1-1	11-5	NCAA 1-1	-	-	2	0	1	82.0	.478	.738	77.0	.442	2.9
2003	Skip Prosser	25-6	13-3	(1)	1-1	11-2	NCAA 1-1	8	9	2	1	1	77.8	.453	.752	67.8	.397	9.7
2004	Skip Prosser	21-10	9-7	(T3)	0-1	12-2	NCAA 2-1	17	16	2	0	0	83.5	.476	.712	83.5	.449	3.1
2005	Skip Prosser	27-6	13-3	(2)	0-1	14-2	NCAA 1-1	5	6	3	1	1	84.9	.491	.684	74.0	.436	7.0
2006	Skip Prosser	17-17	3-13	(12)	2-1	12-3	NIT 0-1	-	-	2	0	0	73.0	.453	.671	71.7	.415	6.4
2007	Skip Prosser	15-16	5-11	(T10)	1-1	10-5	-	-	-	1	0	0	73.8	.455	.633	76.4	.468	0.2
2008	Dino Gaudio	17-13	7-9	(T7)	0-1	10-3	-	-	-	1	0	0	72.2	.433	.665	69.4	.429	-0.6
2009	Dino Gaudio	24-7	11-5	(T2)	0-1	13-1	NCAA 0-1	12	20	2	1	2	81.0	.490	.711	70.7	.398	5.9
2010	Dino Gaudio	20-11	9-7	(T5)	0-1	11-3	NCAA 1-1	-	-	1	0	1	72.8	.434	.657	69.5	.390	4.8
2011	Jeff Bzdelik	8-24	1-15	(12)	0-1	7-8	-	-	-	0	0	0	67.2	.423	.746	77.2	.456	-5.2
2012	Jeff Bzdelik	13-18	4-12	(T9)	0-1	8-5	-	-	-	0	0	0	65.5	.427	.736	70.4	.441	-4.2
2013	Jeff Bzdelik	13-18	6-12	(T9)	0-1	7-5	-	-	-	1	0	0	67.5	.434	.680	70.3	.455	-2.4
2014	Jeff Bzdelik	17-16	6-12	(T11)	1-1	10-3	-	-	-	0	0	0	69.7	.451	.650	70.9	.427	-1.4



# Atlantic Coast Conference Champions

89

Year	Championship Game Results	Head Coach	Tournament MVP	Site	Att.
1954	#4 NC State 82, #3 Wake Forest 80 (OT)	Everett Case	Dickie Hemric, WF	Raleigh, N.C.	39,200
1955	#1 NC State 87, #2 Duke 77	Everett Case	Ronnie Shavlik, NCS	Raleigh, N.C.	43,200
1956	#1 NC State 76, #3 Wake Forest 64	Everett Case	Vic Molodet, NCS	Raleigh, N.C.	44,800
1957	#1 North Carolina 95, #6 South Carolina 75	Frank McGuire	Len Rosenbluth, UNC	Raleigh, N.C.	45,900
1958	#4 Maryland 86, #3 North Carolina 74	Bud Millikan	Nick Davis, Md.	Raleigh, N.C.	47,800
1959	#1 NC State 80, #2 North Carolina 56	Everett Case	Lou Pucillo, NCS	Raleigh, N.C.	49,200
1960	#4 Duke 63, #2 Wake Forest 59	Vic Bubas	Doug Kistler, Duke	Raleigh, N.C.	46,800
1961	#1 Wake Forest 96, #2 Duke 81	Bones McKinney	Len Chappell, WF	Raleigh, N.C.	38,100
1962	#1 Wake Forest 77, #6 Clemson 66	Bones McKinney	Len Chappell, WF	Raleigh, N.C.	48,300
1963	#1 Duke 68, #2 Wake Forest 57	Vic Bubas	Art Heyman, Duke	Raleigh, N.C.	48,700
1964	#1 Duke 80, #2 Wake Forest 59	Vic Bubas	Jeff Mullins, Duke	Raleigh, N.C.	48,800
1965	#2 NC State 91, #1 Duke 85	Press Maravich	Larry Worsley, NCS	Raleigh, N.C.	49,600
1966	#1 Duke 71, #2 NC State 66	Vic Bubas	Steve Vacendak, Duke	Raleigh, N.C.	49,600
1967	#1 North Carolina 82, #2 Duke 73	Dean Smith	Larry Miller, UNC	Greensboro, N.C.	35,064
1968	#1 North Carolina 87, #3 NC State 50	Dean Smith	Larry Miller, UNC	Charlotte, N.C.	46,000
1969	#1 North Carolina 85, #3 Duke 74	Dean Smith	Charlie Scott, UNC	Charlotte, N.C.	46,664
1970	#3 NC State 42, #1 South Carolina 39 (20T)	Norman Sloan	Van Williford, NCS	Charlotte, N.C.	46,664
1971	#2 South Carolina 52, #1 North Carolina 51	Frank McGuire	Dedmon, UNC/Roche, USC	Greensboro, N.C.	60,680
1972	#1 North Carolina 73, #2 Maryland 64	Dean Smith	Robert McAdoo, UNC	Greensboro, N.C.	61,448
1973	#1 NC State 76, #3 Maryland 74	Norman Sloan	Tommy Burleson, NCS	Greensboro, N.C.	60,736
1974	#1 NC State 103, #2 Maryland 100 (OT)	Norman Sloan	Tommy Burleson, NCS	Greensboro, N.C.	61,804
1975	#2 North Carolina 70, #4 NC State 66	Dean Smith	Phil Ford, UNC	Greensboro, N.C.	62,532
1976	#6 Virginia 67, #1 North Carolina 62	Terry Holland	Wally Walker, Uva	Landover, Md.	58,800
1977	#1 North Carolina 75, #7 Virginia 69	Dean Smith	John Kuester, UNC	Greensboro, N.C.	62,940
1978	#2 Duke 85, #5 Wake Forest 77	Bill Foster	Jim Spanarke, Duke	Greensboro, N.C.	63,344
1979	#1 North Carolina 71, #2 Duke 63	Dean Smith	Dudley Bradley, UNC	Greensboro, N.C.	63,012
1980	#6 Duke 73, #1 Maryland 72	Bill Foster	Albert King, Md.	Greensboro, N.C.	57,597
1981	#2 North Carolina 61, #4 Maryland 60	Dean Smith	Sam Perkins, UNC	Landover, Md.	76,140
1982	#1 North Carolina 47, #2 Virginia 45	Dean Smith	James Worthy, UNC	Greensboro, N.C.	63,977
1983	#4 NC State 81, #2 Virginia 78	Jim Valvano	Sidney Lowe, NCS	Atlanta, Ga.	66,892
1984	#2 Maryland 74, #3 Duke 62	Lefty Driesell	Len Bias, Md.	Greensboro, N.C.	66,648
1985	#1 Georgia Tech 57, #2 North Carolina 54	Bobby Cremins	Mark Price, GT	Atlanta, Ga.	66,892
1986	#1 Duke 68, #2 Georgia Tech 67	Mike Krzyzewski	Johnny Dawkins, Duke	Greensboro, N.C.	64,968
1987	#6 NC State 68, #1 North Carolina 67	Jim Valvano	Vinnie Del Negro, NCS	Landover, Md.	77,108
1988	#3 Duke 65, #1 North Carolina 61	Mike Krzyzewski	Danny Ferry, Duke	Greensboro, N.C.	66,000
1989	#3 North Carolina 77, #2 Duke 74	Dean Smith	J.R. Reid, UNC	Atlanta, Ga.	66,892
1990	#3 Georgia Tech 70, #5 Virginia 61	Bobby Cremins	Brian Oliver, GT	Charlotte, N.C.	94,120
1991	#2 North Carolina 96, #1 Duke 74	Dean Smith	Rick Fox, UNC	Charlotte, N.C.	94,128
1992	#1 Duke 94, #3 North Carolina 74	Mike Krzyzewski	Christian Laettner, Duke	Charlotte, N.C.	110,141
1993	#6 Georgia Tech 77, #1 North Carolina 75	Bobby Cremins	James Forrest, GT	Charlotte, N.C.	112,106
1994	#2 North Carolina 73, #4 Virginia 66	Dean Smith	Jerry Stackhouse, UNC	Charlotte, N.C.	111,135
1995	#1 Wake Forest 82, #2 North Carolina 80 (OT)	Dave Odom	Randolph Childress, WF	Greensboro, N.C.	114,044
1996	#2 Wake Forest 75, #1 Georgia Tech 74	Dave Odom	Tim Duncan, WF	Greensboro, N.C.	111,185
1997	#3 North Carolina 64, #8 NC State 54	Dean Smith	Shammond Williams, UNC	Greensboro, N.C.	111,191
1998	#2 North Carolina 83, #1 Duke 68	Bill Guthridge	Antawn Jamison, UNC	Greensboro, N.C.	118,665
1999	#1 Duke 96, #3 North Carolina 73	Mike Krzyzewski	Elton Brand, Duke	Charlotte, N.C.	119,475
2000	#1 Duke 81, #2 Maryland 68	Mike Krzyzewski	Jason Williams, Duke	Charlotte, N.C.	119,475
2001	#2 Duke 79, #1 North Carolina 53	Mike Krzyzewski	Shane Battier, Duke	Atlanta, Ga.	182,525
2002	#2 Duke 91, #4 NC State 61	Mike Krzyzewski	Carlos Boozer, Duke	Charlotte, N.C.	111,913
2003	#3 Duke 84, #4 NC State 77	Mike Krzyzewski	Daniel Ewing, Duke	Greensboro, N.C.	111,115
2004	#6 Maryland 95, #1 Duke 87 (OT)	Gary Williams	John Gilchrist, Md.	Greensboro, N.C.	112,191
2005	#3 Duke 69, #5 Georgia Tech 64	Mike Krzyzewski	J.J. Redick, Duke	Washington, D.C.	101,505
2006	#1 Duke 78, #3 Boston College 76	Mike Krzyzewski	J.J. Redick, Duke	Greensboro, N.C.	142,470
2007	#1 North Carolina 89, #10 NC State 80	Roy Williams	Brandan Wright, UNC	Tampa, Fla.	133,614
2008	#1 North Carolina 86, #3 Clemson 81	Roy Williams	Tyler Hansbrough, UNC	Charlotte, N.C.	120,210
2009	#3 Duke 79, #4 Florida State 69	Mike Krzyzewski	Jon Scheyer, Duke	Atlanta, Ga.	158,112
2010	#1 Duke 65, #7 Georgia Tech 61	Mike Krzyzewski	Kyle Singler, Duke	Greensboro, N.C.	140,223
2011	#2 Duke 75, #1 North Carolina 58	Mike Krzyzewski	Nolan Smith, Duke	Greensboro, N.C.	139,536
2012	#3 Florida State 85, #1 North Carolina 82	Leonard Hamilton	Michael Snaer, FSU	Atlanta, Ga.	117,120
2013	#1 Miami 87, #3 North Carolina	Jim Larrañaga	Shane Larkin, Miami	Greensboro, N.C.	133,014
2014	#1 Virginia 72, #3 Duke 63	Tony Bennett	Joe Harris, UVA	Greensboro, N.C.	140,143

## ACC Titles

### By Team:

Duke	19
North Carolina	17
NC State	10
Wake Forest	4
Georgia Tech	3
Maryland	3
Virginia	2
Florida State	1
Miami	1
South Carolina	1
Boston College	0
Clemson	0
Miami	0
Virginia Tech	0

### By Coach:

Mike Krzyzewski	13
Dean Smith	13
Vic Bubas	4
Everett Case	4
Bobby Cremins	3
Norman Sloan	3
Bill Foster	2
Frank McGuire	2
Bones McKinney	2
Dave Odom	2
Jim Valvano	2
Roy Williams	2
Tony Bennett	1
Lefty Driesell	1
Bill Guthridge	1
Leonard Hamilton	1
Terry Holland	1
Jim Larrañaga	1
Press Maravich	1
Bud Millikan	1
Gary Williams	1

## ACC Regular Season Titles

### By Team:

North Carolina	29
Duke	19
NC State	7
Virginia	6
Maryland	5
Wake Forest	4
Georgia Tech	2
Clemson	1
Miami	1
South Carolina	1

Totals include ties

Year	ACC Champion	Regular Season Champion	NCAA Bids	NCAA W-L	NCAA Teams					Non-ACC	Pct.	
1954	NC State	Duke	(1)	2-1	NCS 2-1					83-41	.669	
1955	NC State	NC State	(1)	0-1	Duke 0-1					54-28	.659	
1956	NC State	NCS & UNC	(1)	0-1	NCS 0-1					54-16	.771	
1957	North Carolina	North Carolina	(1)	5-0	<b>UNC 5-0</b>					57-22	.722	
1958	Maryland	Duke	(1)	2-1	Md. 2-1					39-25	.609	
1959	NC State	NCS & UNC	(1)	0-1	UNC 0-1					35-35	.500	
			(6)	9-5					322-167	.658		
1960	Duke	UNC & WF	(1)	2-1	Duke 2-1					43-32	.573	
1961	Wake Forest	North Carolina	(1)	2-1	WF 2-1					47-35	.573	
1962	Wake Forest	Wake Forest	(1)	4-1	WF 4-1					38-27	.585	
1963	Duke	Duke	(1)	3-1	Duke 3-1					40-27	.597	
1964	Duke	Duke	(1)	3-1	Duke 3-1					39-35	.527	
1965	NC State	Duke	(1)	1-1	NCS 1-1					44-28	.611	
1966	Duke	Duke	(1)	3-1	Duke 3-1					52-27	.658	
1967	North Carolina	North Carolina	(1)	2-2	UNC 2-2					52-37	.584	
1968	North Carolina	North Carolina	(1)	3-1	UNC 3-1					44-36	.550	
1969	North Carolina	North Carolina	(1)	2-2	UNC 2-2					55-33	.625	
			(10)	25-12					454-317	.589		
1970	NC State	South Carolina	(1)	1-1	NCS 1-1					64-24	.727	
1971	South Carolina	North Carolina	(1)	0-2	USC 0-2					68-18	.791	
1972	North Carolina	North Carolina	(1)	3-1	UNC 3-1					70-21	.769	
1973	NC State	NC State	(1)	1-1	Md. 1-1					72-19	.791	
1974	NC State	NC State	(1)	4-0	<b>NCS 4-0</b>					71-17	.807	
1975	North Carolina	Maryland	(2)	4-2	UNC 2-1	Md. 2-1					72-17	.809
1976	Virginia	North Carolina	(2)	0-2	UNC 0-1	UVa 0-1					82-13	.863
1977	North Carolina	North Carolina	(2)	6-2	WF 2-1	UNC 4-1					82-16	.837
1978	Duke	North Carolina	(2)	4-2	Duke 4-2	UNC 0-1					88-16	.846
1979	North Carolina	Duke & UNC	(2)	0-2	Duke 0-1	UNC 0-1					80-20	.800
			(15)	23-15					749-181	.805		
1980	Duke	Maryland	(5)	6-5	NCS 0-1	UNC 0-1	Md. 1-1	Duke 2-1	Clem. 3-1	90-17 .841		
1981	North Carolina	Virginia	(4)	9-4	WF 0-1	Md. 1-1	UVa 4-1	UNC 4-1	90-21 .811			
1982	North Carolina	UNC & UVa	(4)	7-3	NCS 0-1	WF 1-1	UVa 1-1	<b>UNC 5-0</b>	92-22 .807			
1983	NC State	UNC & UVa	(4)	11-3	Md. 1-1	UVa 2-1	UNC 2-1	<b>NCS 6-0</b>	94-32 .746			
1984	Maryland	North Carolina	(5)	8-5	Duke 0-1	Md. 1-1	UNC 1-1	WF 2-1	UVa 4-1	108-18 .857		
1985	Georgia Tech	GT, UNC, NCS	(5)	12-5	Duke 1-1	Md. 2-1	NCS 3-1	UNC 3-1	GT 3-1	109-26 .807		
1986	Duke	Duke	(6)	13-6	UVa 0-1	Md. 1-1	UNC 2-1	GT 2-1	NCS 3-1	Duke 5-1	115-27 .810	
1987	NC State	North Carolina	(6)	5-6	UVa 0-1	NCS 0-1	GT 0-1	Clem. 0-1	Duke 2-1	UNC 3-1	98-26 .790	
1988	Duke	North Carolina	(5)	9-5	NCS 0-1	Md. 1-1	GT 1-1	UNC 3-1	Duke 4-1	93-33 .738		
1989	North Carolina	NC State	(6)	12-6	GT 0-1	Clem. 1-1	NCS 2-1	UNC 2-1	UVa 3-1	Duke 4-1	99-31 .762	
			(50)	92-48					988-253	.796		
1990	Georgia Tech	Clemson	(5)	14-5	UVa 1-1	UNC 2-1	Clem. 2-1	GT 4-1	Duke 5-1	110-29 .791		
1991	North Carolina	Duke	(6)	13-5	UVa 0-1	WF 1-1	NCS 1-1	GT 1-1	UNC 4-1	<b>Duke 6-0</b>	103-27 .792	
1992	Duke	Duke	(5)	12-4	WF 0-1	GT 2-1	FSU 2-1	UNC 2-1	<b>Duke 6-0</b>	99-26 .792		
1993	Georgia Tech	North Carolina	(6)	14-5	GT 0-1	Duke 1-1	UVa 2-1	WF 2-1	FSU 3-1	<b>UNC 6-0</b>	101-20 .835	
1994	North Carolina	Duke	(5)	10-5	UVa 1-1	WF 1-1	UNC 1-1	Md. 2-1	Duke 5-1	91-32 .740		
1995	Wake Forest	NC, WF, Va, Md	(4)	11-4	WF 2-1	Md. 2-1	UVa 3-1	UNC 4-1	94-21 .817			
1996	Wake Forest	Georgia Tech	(6)	6-6	Clem. 0-1	Md. 0-1	Duke 0-1	UNC 1-1	GT 2-1	WF 3-1	79-27 .745	
1997	North Carolina	Duke	(6)	8-6	Md. 0-1	UVa 0-1	WF 1-1	Duke 1-1	Clem. 2-1	UNC 4-1	104-22 .825	
1998	North Carolina	Duke	(5)	10-5	Clem. 0-1	FSU 1-1	Md. 2-1	Duke 3-1	UNC 4-1	106-29 .785		
1999	Duke	Duke	(3)	7-3	UNC 0-1	Md. 2-1	Duke 5-1	107-30 .781				
			(51)	105-48					994-263	.791		
2000	Duke	Duke	(3)	7-3	Md. 1-1	Duke 2-1	UNC 4-1	91-42 .684				
2001	Duke	Duke/UNC	(6)	11-5	GT 0-1	WF 0-1	UVa 0-1	UNC 1-1	Md. 4-1	<b>Duke 6-0</b>	95-30 .760	
2002	Duke	Maryland	(4)	10-3	WF 1-1	NCS 1-1	Duke 2-1	<b>Md. 6-0</b>	92-34 .730			
2003	Duke	Wake Forest	(4)	5-4	NCS 0-1	WF 1-1	Duke 2-1	Md. 2-1	90-31 .743			
2004	Maryland	Duke	(6)	14-6	UNC 1-1	Md. 1-1	NCS 1-1	WF 2-1	Duke 4-1	GT 5-1	106-22 .828	
2005	Duke	North Carolina	(5)	12-4	GT 1-1	WF 1-1	NCS 2-1	Duke 2-1	<b>UNC 6-0</b>	121-34 .781		
2006	Duke	Duke	(4)	6-4	NCS 1-1	UNC 1-1	BC 2-1	Duke 2-1	129-40 .763			
2007	North Carolina	UNC/Virginia	(7)	7-7	GT 0-1	Duke 0-1	BC 1-1	UVa 1-1	VT 1-1	Md. 1-1	UNC 3-1	149-42 .780
2008	North Carolina	North Carolina	(4)	6-4	Clem. 0-1	Miami 1-1	Duke 1-1	UNC 4-1	141-46 .754			
2009	Duke	North Carolina	(7)	9-6	WF 0-1	FSU 0-1	BC 0-1	Clem. 0-1	Md. 1-1	Duke 2-1	<b>UNC 6-0</b>	148-35 .809
			(50)	87-46					1,162-356	.765		
2010	Duke	Duke/Maryland	(6)	9-5	FSU 0-1	Clem. 0-1	WF 1-1	GT 1-1	Md. 1-1	<b>Duke 6-0</b>	153-39 .797	
2011	Duke	North Carolina	(4)	8-4	Clem. 1-1	FSU 2-1	Duke 2-1	UNC 3-1	134-58 .705			
2012	Florida State	North Carolina	(5)	6-5	UVa 0-1	Duke 0-1	FSU 1-1	NCS 2-1	UNC 3-1	125-58 .683		
2013	Miami	Miami	(4)	6-4	NCS 0-1	UNC 1-1	Miami 2-1	Duke 3-1	126-44 .741			
2014	Virginia	Virginia	(6)	6-6	Duke 0-1	NCS 1-1	Pitt 1-1	Syr. 1-1	UNC 1-1	UVa 2-1	151-61 .712	
			(25)	35-24					689-260	.726		
<b>All-Time ACC Totals</b>			<b>(207)</b>	<b>376-198</b>					<b>5671-1925</b>	<b>.747</b>		

## 1954

**NC State - ACC Champion**  
**Dickie Hemric, WF - ACC Player of the Year**  
**Everett Case, NCS - ACC Coach of the Year**



NC State laid claim to the first of three straight ACC titles for the Wolfpack, defeating Wake Forest 82-80 in overtime in the league's inaugural ACC Tournament ... 39,200 attended the tournament at NC State's Reynolds Coliseum ... a book of tickets for the entire Tournament cost \$10 ... the Wolfpack represented the ACC in the NCAA tournament, winning two of three games ... the ACC adopted a rule from the Southern Conference that no team could participate in the NIT, a ban that stood until 1967 ... the ACC's first regular season produced an unbalanced schedule with conference games ranging from 12 (Wake Forest) to five (Virginia) ... the Deacons' Dickie Hemric led the league in rebounding (15.1) and was second in scoring (24.3) en route to earning ACC Player of the Year honors ... Virginia's Buzz Wilkinson led the ACC and was third nationally in scoring (30.1) - the third highest per game average in conference annals ... Maryland's Gene Shue, a former walk-on, set 11 individual school records and finished as the school's all-time leading scorer with 1,386 points - a record he held until 1974 ... the free throw lane was only six feet wide and a one-and-one free throw rule was in place, although the bonus was used only if the first shot was missed; the rule was in effect the entire game except the final three minutes, when every foul resulted in two free throws ... games were played in four 10-minute quarters ... Rio Grande College's Bevo Francis, the nation's college division leading scorer (47.1), scored 34 points in a 92-77 loss to NC State and 32 points in a 67-65 win over Wake Forest.

### 1953-54 Final Standings

Team	ACC			Overall		
	AP	UPI	W	L	For	Opp
Duke	16	20	9	1	81.8	71.0
Maryland	20	x	7	2	69.0	56.0
Wake Forest	x	x	8	4	81.5	71.1
NC State	x	14	5	3	82.0	72.5
North Carolina	x	x	5	6	68.1	65.5
South Carolina	x	x	2	8	60.0	75.8
Virginia	x	x	1	4	66.6	74.6
Clemson	x	x	0	9	55.8	84.2

**Vs. Non-Conference:** 83-41 (.669)      **Vs. Non-ACC Ranked Teams:** 1-6  
**NCAA:** (1 team: 2-1)      **NIT:** (no teams)  
**Teams Ranked During Season:** Duke, Maryland, NC State

### 1954 ACC Tournament, Raleigh, N.C. (March 4-5-6)

**Quarterfinals** - #3 Wake Forest d. #6 South Carolina 58-57 (ot); #2 Maryland d. #7 Clemson 75-59; #1 Duke d. #8 Virginia 96-68; #4 NC State d. #5 North Carolina 52-51.  
**Semifinals** - NC State d. Duke 79-75; Wake Forest d. Maryland 64-56 (ot).  
**Finals** - NC State d. Wake Forest 82-80 (ot).

**All-Tournament - First Team** - Dickie Hemric, WF; Gene Shue, Md.; Mel Thompson, NCS; Ronnie Shavlik, NCS; Skippy Winstead, UNC.  
**Second Team** - Buzz Wilkinson, UVa; Bernie Janicki, Duke; Rudy D'Emilio, Duke; Herb Appelbaum, NCS; Lefty Davis, WF.  
**Tournament MVP** - Dickie Hemric, Wake Forest (23.4 points, 14.7 rebounds)

### All-Atlantic Coast Conference

First Team	Second Team
Dickie Hemric, Jr., WF ..... • 200	Vic Molodet, So., NCS ..... 91
Gene Shue, Sr., Md. .... 190	"Lefty" Davis, So., WF ..... 91
Mel Thompson, Sr., NCS ..... 181	Joe Belmont, So., Duke ..... 81
Rudy D'Emilio, Sr., Duke ..... 174	Jerry Vayda, So., UNC ..... 80
Buzz Wilkinson, Jr., UVa ..... 148	Ronnie Mayer, So., Duke ..... 65

**Player of the Year:** Dickie Hemric, Jr., Wake Forest (18); Thompson (10); Shue (8); Ronnie Shavlik, NCS (4); Herb Applebaum, NCS (3).  
**Coach of the Year:** Everett Case, NC State (13); Hal Bradley, Duke (11); Frank McGuire, UNC (8); Bud Millikan, Md. (7); Murray Greason, WF (4).

### Scoring & Rebounding Leaders

Scoring (NCAA rank)	Rebounding
Buzz Wilkinson, Jr., UVa ..... (3) 30.1	Dickie Hemric, Jr., WF ..... 15.1
Dickie Hemric, Jr., WF ..... 24.3	Ronnie Shavlik, So., NCS ..... 13.4
Gene Shue, Sr., Md. .... 21.8	Joe Smith, Jr., USC ..... 11.5
Mel Thompson, Sr., NCS ..... 18.6	Charley Gage, Sr., Clem. .... 11.3
Lefty Davis, So., WF ..... 17.4	Paul Likins, Jr., UNC ..... 10.9

**NCAA STATS:** Maryland's Gene Shue finishes seventh nationally in field goal percentage (.505) while Hemric is eighth (.504) ... only 10 players nationally, who made 100 field goals or more - shot 50 percent or better for the season ... Duke finishes fourth nationally in scoring (83.3); Maryland is fourth in field goal percentage (.428) ... the Deacons lead the nation in free throw percentage (.727) while USC is third in fewest fouls (16.9).

## 1955

**NC State - ACC Champion**  
**Dickie Hemric, WF - ACC Player of the Year**  
**Everett Case, NCS - ACC Coach of the Year**



NC State captured its second straight ACC title with an 87-77 win over Duke ... the league featured a balanced schedule for the first time with each team playing a 14-game league slate ... with the Wolfpack serving a one-year NCAA post-season penalty for recruiting violations, the Blue Devils represented the ACC in the NCAA Tournament losing a 1-point decision to Villanova ... with the ACC policy prohibiting teams from playing in the NIT, NC State participated in the annual national AAU Tournament in Denver, defeating Wuthnow Furniture 71-68 of Hope, Kan., before losing to the San Francisco Olympic Club 70-60 ... Wake Forest's Dickie Hemric was named ACC Player of the Year for a second consecutive season and concluded his career as the NCAA's all-time leading scorer with 2,587 points ... NC State's Ronnie Shavlik set the ACC single season record with 581 rebounds ... Virginia's Buzz Wilkinson had 26 games with 20 or more points and broke his own ACC single-season scoring record, averaging 32.1 points per game ... the Cavaliers' Bill Miller recorded the ACC's first-ever "triple-double" with 11 points, 10 rebounds and 10 assists against NC State (F1) ... UNC senior Paul Linkins was named a Rhodes Scholar ... for a second-straight season, South Carolina's Lee Collins (16.1) and Joe Smith (10.7) both averaged over 10 rebounds a game - marking the only time in league history that two teammates averaged 10 or more rebounds in back-to-back seasons ... North Carolina's Len Rosenbluth (25.9 ppg) had two games with 25 rebounds and was the first sophomore named 1st-team All-ACC.

### 1954-55 Final Standings

Team	ACC			Overall		
	AP	UPI	W	L	For	Opp
NC State	4	6	12	2	91.6	77.6
Duke	x	x	11	3	86.6	70.7
Maryland	x	x	10	4	65.9	62.9
Wake Forest	x	x	8	6	84.0	80.1
North Carolina	x	x	8	6	80.3	79.1
Virginia	x	x	5	9	89.6	89.6
South Carolina	x	x	2	12	69.3	83.4
Clemson	x	x	0	14	72.9	96.8

**Vs. Non-Conference:** 54-28 (.659)      **Vs. Non-ACC Ranked Teams:** 5-5  
**NCAA:** (1 team: 0-1)      **NIT:** (no teams)  
**Teams Ranked During Season:** Duke, Maryland, NC State, Wake Forest

### 1955 ACC Tournament, Raleigh, N.C. (March 3-4-5)

**Quarterfinals** - #6 Virginia d. #3 Maryland 68-67 (ot); #2 Duke d. #7 South Carolina 83-67; #1 NC State d. #8 Clemson 101-76; #4 Wake Forest d. #5 North Carolina 95-82.  
**Semifinals** - NC State d. Wake Forest 85-70; Duke d. Virginia 90-77 (ot).  
**Finals** - NC State d. Duke 87-77.

**All-Tournament - First Team** - First Team ; Buzz Wilkinson, UVa; Ronnie Shavlik, NCS; Ronnie Mayer, Duke; Dickie Hemric, WF; "Lefty" Davis, WF.  
**Second Team** - Bill Miller, UVa; Bill Yarborough, Clem.; Vic Molodet, NCS; Joe Belmont, Duke; Phil DiNardo, NCS.  
**Tournament MVP** - Ronnie Shavlik, NC State (23.3 points, 18.0 rebounds)

### All-Atlantic Coast Conference

First Team	Second Team
Dickie Hemric, Sr., WF ..... • 250	Bob Kessler, Jr., Md. .... 161
Ronnie Shavlik, Jr., NCS ..... • 250	Bill Yarborough, Jr., Clm. .... 150
Buzz Wilkinson, Sr., UVa ..... 248	Joe Belmont, Jr., Duke ..... 123
Len Rosenbluth, So., UNC ..... 223	Vic Molodet, Jr., NCS ..... 123
Ronnie Mayer, Jr., Duke ..... 219	"Lefty" Davis, Jr., WF ..... 75

**Player of the Year:** Dickie Hemric, Sr., WF (22); Ronnie Shavlik, Jr., NCS (12); Buzz Wilkinson, Sr., UVa (11).  
**Coach of the Year:** Everett Case, NCS (26); Bus Male, UVa (12); Frank McGuire, UNC (5); Hal Bradley, Duke (1); Murray Greason, WF (1).

### Scoring & Rebounding Leaders

Scoring (NCAA rank)	Rebounding
Buzz Wilkinson, Sr., UVa ..... (2) 32.1	Dickie Hemric, Jr., WF ..... 19.0
Bill Yarborough, Jr., Clem. .... (4) 28.3	Ronnie Shavlik, Jr., NCS ..... 18.1
Dickie Hemric, Jr., WF ..... (6) 27.6	Lee Collins, Jr., USC ..... 16.1
Len Rosenbluth, So., UNC ... (12) 25.5	Ronnie Mayer, Jr., Duke ..... 12.4
Ronnie Shavlik, Jr., NCS ..... 22.1	Len Rosenbluth, So., UNC ..... 11.7

**NCAA STATS:** From 1955 to 1962, the NCAA individual rebound leaders were determined by dividing the player's total rebounds by the combined total of rebounds by both his team and the opponents ... the leader for the 1954-55 season was Marshall's Charlie Slack who garnered 26.4 percent of available rebounds (538 of 2040).



## 1956

**NC State - ACC Champion**  
**Ronnie Shavlik, NCS - ACC Player of the Year**  
**Murray Greason, WF - ACC Coach of the Year**



NC State wins its third-straight ACC title following a 76-64 win over Wake Forest ... the Wolfpack's Ronnie Shavlik averaged 18.2 points and an ACC-record 19.5 rebounds per game en route to becoming the first ACC player to earn consensus All-American honors ... Shavlik had 12 "double-doubles" and is the only player in league history to have 500 or more rebounds twice in his career ... for the first time, the ACC had four teams - NC State (2), North Carolina (15), Wake Forest (18) and Duke (19) - ranked in the final AP poll ... Maryland (Student Activities Center; later Cole Field House) and Wake Forest (Memorial Coliseum) open new basketball arenas ... the Terps were 169-90 in 25 years at Ritchie Coliseum (1931-55; 4,200 capacity) while the Deacons had played 21 seasons (1936-1956; 2,200 capacity) at Gore Gymnasium on the old Wake Forest campus ... the Deacons played two games - NC State (D6) and BYU (D22) - at Memorial Coliseum ... after losing its first 26 ACC games, Clemson claims its first conference victory beating Virginia 75-73 (D16) at Fike Field House ... 16 players played at least one game during the season for the 10-17 Cavaliers ... led by Lefty Davis (19.2 ppg), Wake Forest becomes the first ACC team to finish a season with five double-figure scorers ... the Deacons Jackie Murdock becomes the first of only two players all-time to lead the ACC in both field goal (.500) and free throw percentage (.857) in the same season ... the NCAA increased the free throw lane from six feet to 12 feet.

### 1955-56 Final Standings

Team	ACC			Overall		
	AP	UPI	W	L	For	Opp
NC State.....	2	2	11	3	83.4	73.1
North Carolina.....	13	11	11	3	77.5	70.4
Wake Forest.....	16	x	10	4	83.0	76.1
Duke.....	17	18	10	4	78.6	68.2
Maryland.....			7	7	66.6	64.9
Virginia.....			3	11	68.4	81.8
South Carolina.....			3	11	71.4	80.9
Clemson.....			1	13	79.6	93.1

**Vs. Non-Conference:** 54-16 (.771)      **Vs. Non-ACC Ranked Teams:** 1-3  
**NCAA:** (1 team: 0-1)      **NIT:** (no team)  
**Teams Ranked During Season:** Duke, North Carolina, NC State, Wake Forest

### 1956 ACC Tournament, Raleigh, N.C. (March 1-2-3)

**Quarterfinals** - #3 Wake Forest d. #6 South Carolina 79-64; #2 North Carolina d. #7 Virginia 81-77; #1 NC State d. #8 Clemson 88-84; #4 Duke d. #5 Maryland 94-69.  
**Semifinals** - NC State d. Duke 91-79; Wake Forest d. North Carolina 77-56.  
**Finals** - NC State d. Wake Forest 76-64.

**All-Tournament - First Team** - Vic Molodet, NCS; Lennie Rosenbluth, UNC; Jack Murdock, WF; Jack Williams, WF; John Maglio, NCS.  
**Second Team** - Ronnie Shavlik, NCS; Ronnie Mayer, Duke; Bob Kessler, Md.; Bill Miller, UVa; Bob McCarty, UVa.  
**Tournament MVP** - Vic Molodet, NC State (26.3 points, 14.7 rebounds)

### All-Atlantic Coast Conference

First Team	• unanimous	Second Team	
Ronnie Shavlik, Sr., NCS.....	• 235	Ronnie Mayer, Sr., Duke.....	168
Len Rosenbluth, Jr., UNC.....	• 235	Grady Wallace, Jr., SC.....	109
Vic Molodet, Sr., NCS.....	220	Bob Kessler, Sr., Md.....	94
"Lefty" Davis, Sr., WF.....	219	Bill Yarborough, Sr., Clm.....	94
Joe Belmont, Sr., Duke.....	197	Jack Murdock, Jr., WF.....	83

**Player of the Year:** Ronnie Shavlik, Sr., NCS (31); Vic Molodet, Sr., NCS (10); Lennie Rosenbluth, Jr., UNC (7).  
**Coach of the Year:** Murray Greason, WF (33); Everett Case, NCS (11); Banks McFadden, Clem (1); Frank McGuire, UNC (1); Bus Male, UVa (1).

### Statistical Leaders

Scoring (NCAA rank)	Rebounding
Len Rosenbluth, Jr., UNC..... (6) 26.7	Ronnie Shavlik, Sr., NCS..... (7) 19.5
Grady Wallace, Jr., USC..... (17) 23.9	Lee Collins, Sr., USC..... 17.6
Bob McCarty, Sr., UVa..... (24) 23.1	Bob Kessler, Sr., Md..... 14.0
Ronnie Mayer, Sr., Duke..... 22.1	Len Rosenbluth, Jr., UNC..... 11.4
Vince Yockel, So., Clem..... 20.9	Phil DiNardo, Sr., NCS..... 11.2

**NCAA STATS:** NC State's Ronnie Shavlik averages an ACC-record 19.5 rebounds per game and finishes seventh nationally in rebound percentage (.196) ... Wake's Jackie Murdock is second in free throw percentage (.857) while NC State's Vic Molodet is fourth (.852) ... Clemson leads the ACC and ranks eighth nationally in scoring offense (86.0).

## 1957

**North Carolina - ACC & National Champion**  
**Len Rosenbluth, UNC - ACC Player of the Year**  
**Frank McGuire, UNC - ACC Coach of the Year**



North Carolina became the first ACC team to capture a national championship defeating a Wilt Chamberlain-led Kansas quintet 54-53 in three overtimes ... one night earlier, UNC needed three overtimes to beat Michigan State 74-70 in the national semifinals ... ACC Player of the Year Len Rosenbluth (28.0 ppg) led the Tar Heels to the league's first undefeated season (32-0) ... South Carolina's Grady Wallace became the first and only ACC player to lead the nation in scoring (31.2) ... Wallace averaged 37.7 ppg over his last six games to edge Chamberlain and Seattle's Elgin Baylor for the scoring title ... Wallace becomes the first player to lead the ACC in scoring and rebounding (14.4) in the same season and the first Gamecock to be named first-team All-ACC ... South Carolina shot over 40 percent (.404) from the floor for the first time in school history ... UNC's Frank McGuire is named National Coach of the Year ... the ACC's first coaching change occurs when Press Maravich replaces Banks McFadden at Clemson ... in 1957 there were 440 NCAA member institutions broken down into two divisions - University Division (160), College Division (280) ... the NCAA title game in Kansas City was covered by writers from 64 newspapers and carried on live radio by 73 stations in 11 states ... television producer and syndicator C.D. Chesley, who earlier in the fall had paid the Conference \$75,000 to broadcast three ACC football games on a regional basis, paid the NCAA a rights fee prior to the Final Four to carry both UNC games back to North Carolina over a five-station network.

### 1956-57 Final Standings

Team	ACC			Overall		
	AP	UPI	W	L	For	Opp
North Carolina.....	1	1	14	0	80.1	67.1
Maryland.....			9	5	64.8	61.4
Duke.....			8	6	77.9	74.9
Wake Forest.....	18	x	7	7	68.1	65.8
NC State.....			7	7	74.0	75.1
South Carolina.....			5	9	76.6	77.9
Clemson.....			3	11	73.0	83.6
Virginia.....			3	11	70.6	79.2

**Vs. Non-Conference:** 57-22 (.722)      **Vs. Non-ACC Ranked Teams:** 4-3  
**NCAA:** (1 team: 5-0 - North Carolina Champion)      **NIT:** (no team)  
**Teams Ranked During Season:** Duke, North Carolina, NC State, Wake Forest

### 1957 ACC Tournament, Raleigh, N.C. (March 7-8-9)

**Quarterfinals** - #6 South Carolina d. #3 Duke 84-81; #2 Maryland d. #7 Virginia 71-68; #1 North Carolina d. #8 Clemson 81-61; #4 Wake Forest d. #5 NC State 66-57.  
**Semifinals** - North Carolina d. Wake Forest 61-59; South Carolina d. Maryland 74-64.  
**Finals** - North Carolina d. South Carolina 95-75.

**All-Tournament - First Team** - Lennie Rosenbluth, UNC; Grady Wallace, USC; Jack Williams, WF; Pete Brennan, UNC; Jack Murdock, WF. **Second Team** - Tommy Kearns, UNC; John Nacincik, Md.; Ray Pericola, USC; Joe Quigg, UNC; Bob Cunningham, UNC.  
**Tournament MVP** - Len Rosenbluth, N. Carolina (35.3 points; 11.0 rebounds)

### All-Atlantic Coast Conference

First Team	• unanimous	Second Team	
Len Rosenbluth, Sr., UNC.....	• 275	Bob O'Brien, Sr., Md.....	160
Grady Wallace, Sr., SC.....	• 275	Pete Brennan, Jr., UNC.....	152
Jack Murdock, Sr., WF.....	269	Jim Newcome, Jr., Duke.....	142
Tommy Kearns, Jr., UNC.....	222	John Richter, So., NCS.....	123
Jack Williams, Sr., WF.....	166	Ernie Wiggins, Sr., WF.....	93

**Player of the Year:** Lennie Rosenbluth, Sr., N. Carolina (43); Grady Wallace, Sr., USC (4).  
**Coach of the Year:** Frank McGuire, UNC (47) unanimous

### Statistical Leaders

Scoring (NCAA rank)	Rebounding
Grady Wallace, Sr., USC..... (1) 31.2	Grady Wallace, Sr., USC..... 14.4
Len Rosenbluth, Sr., UNC..... (7) 28.0	John Richter, So., NCS..... 12.7
Herb Busch, So., UVa..... 19.8	Fred Lentz, So., USC..... 12.4
Vince Yockel, Jr., Clem..... 19.8	Jim Newcome, Jr., Duke..... 11.4
Jack Williams, Sr., WF..... 16.2	Pete Brennan, Jr., UNC..... 10.4

**NCAA STATS:** Wake Forest's Ernie Wiggins (.877) and Jackie Murdock (.875) finish 1-2 among NCAA free throw percentage leaders; NC State's Bob Seitz is third (.872) ... NC State finishes seventh nationally in field goal percentage (.438) while Wake Forest is eighth (.436) ... the Deacs also finish fourth in free throw percentage (.738).

## 1958

**Maryland - ACC Champion**  
**Pete Brennan, UNC - ACC Player of the Year**  
**Everett Case - ACC Coach of the Year**



Fourth-seeded **Maryland** became the first school from outside the state of North Carolina to capture an ACC title, defeating North Carolina 86-74 in the finals ... Duke beat West Virginia 72-68 (J27) to become the first ACC school to register a win over a No. 1-ranked opponent ... North Carolina's ACC-record 37-game win streak was snapped by West Virginia 75-64 (D21) ... Bones McKinney replaced Murray Greason at Wake Forest and Billy McCann succeeded Bus Male at Virginia ... McCann guided the Cavaliers to a school-record six ACC wins ... Clemson picks up its first-ever win against a ranked foe defeating NC State 63-59 (D10) and later snapped a 29-game ACC road game losing streak with a 81-72 triumph at Wake Forest (J14) ... UNC's Frank McGuire hired Kansas graduate Dean Smith as an assistant coach ... NC State's Everett Case is named ACC Coach of the Year for the third time ... in a poll of ACC Coaches by the *Charlotte News*, seven of the eight ACC Coaches opposed having the ACC Tournament determine the NCAA Tournament participant ... UNC's Pete Brennan was the only ACC player to average over 20 points per game (21.3) and was named ACC Player of the Year ... the inaugural live ACC network telecast began with UNC defeating Clemson 79-55 at Chapel Hill (D7) in the first of 11 Saturday afternoon games over 12 stations ... despite North Carolina's national title the year before, the NCAA still required the ACC champion play a preliminary round game in the NCAA Tournament ... the ACC was not accorded a first round by until 1963.

## 1959

**NC State - ACC Champion**  
**Lou Pucillo, NCS - ACC Player of the Year**  
**Harold Bradley, Duke - ACC Coach of the Year**



NC State won its fourth ACC title in six years, defeating North Carolina 80-56 ... with the Wolfpack on NCAA probation, the Tar Heels represented the ACC in the NCAA Tournament ... South Carolina hired Walt Hambrick to replace Frank Johnson, the longest tenured coach in Gamecock history ... Hambrick was the second of six head coaches for the Gamecocks over an eight-year period ... Clemson featured the first brother tandem in ACC history - George and Ed Krajack ... the Tigers won a school-record five ACC games, including their first-ever win against Duke since the formation of the ACC ... Maryland led the ACC in scoring defense (56.3) for a sixth-straight year ... for the first time in school history North Carolina had five double-figure scorers ... Virginia's leading scorer, sophomore Jay McKenzie (15.3), was dismissed from the team after 10 games ... Wake Forest guard Bill Cullen (3.0 ppg) was a ranking amateur tennis player in New England ... NC State's John Richter led the ACC in scoring (17.0) and rebounding (14.2) while teammate Lou Pucillo (14.7 ppg) was the ACC Player of the Year, MVP of the ACC Tournament and a second-team All-American by AP ... UNC's Frank McGuire became the first coach in ACC history to win 50 ACC regular season games with a 83-61 win over Virginia (D8); one week later Duke's Harold Bradley, the ACC Coach of the Year, notched win No. 50 with a 68-61 victory over South Carolina; NC State's Everett Case became the third coach to reach the 50-win mark with a 67-60 victory at Duke (J10).

### 1957-58 Final Standings

Team	AP			ACC			Overall			
	AP	UPI	W	L	For	Opp	W	L	For	Opp
Duke	10	13	11	3	69.2	61.9	18	7	69.2	64.2
North Carolina	13	12	10	4	73.3	66.1	19	7	71.8	64.9
NC State	20	16	10	4	68.6	63.2	18	6	67.0	61.5
Maryland	6	6	9	5	70.6	61.6	22	7	69.1	57.6
Virginia	6	6	8	6	69.6	74.0	10	13	70.5	72.2
Clemson	4	10	6	10	67.2	72.8	8	16	68.8	71.8
South Carolina	3	11	6	11	64.1	76.9	5	19	66.3	77.8
Wake Forest	3	11	6	11	65.1	71.3	6	17	63.1	67.7

**Vs. Non-Conference:** 39-25 (.609)      **Vs. Non-ACC Ranked Teams:** 2-6  
**NCAA:** (1 team: 2-1)      **NIT:** (no team)  
**Teams Ranked During Season:** Duke, Maryland, North Carolina, NC State

### 1958 ACC Tournament, Raleigh, N.C. (March 6-7-8)

**Quarterfinals** - #3 North Carolina d. #6 Clemson 62-51; #2 NC State d. #7 South Carolina 66-61; #1 Duke d. #8 Wake Forest 51-44; #4 Maryland d. #5 Virginia 70-66.  
**Semifinals** - Maryland d. Duke 71-65 (ot); North Carolina d. NC State 64-58.  
**Finals** - Maryland d. North Carolina 86-74.

**All-Tournament - First Team** - Pete Brennan, UNC; Nick Davis, Md.; Lou Pucillo, NCS; Charles McNeil, Md.; Tommy Kearns, UNC.  
**Second Team** - Bucky Allen, Duke; Bob Vernon, Duke; Ray Stanley, UNC; Al Bunge, Md.; Bobby Joe Harris, Duke.  
**Tournament MVP** - Nick Davis, Maryland (19.7 points, 2.3 assists)

### All-Atlantic Coast Conference

First Team	• unanimous	Second Team	
Pete Brennan, Sr., UNC	• 370	David Budd, So., WF	173
Lou Pucillo, Jr., NCS	313	John Richter, Jr., NCS	136
Tommy Kearns, Sr., UNC	292	Paul Schmidt, Sr., Duke	121
Jim Newcome, Sr., Duke	288	John Nacincik, Sr., Md.	114
Herb Busch, Jr., UVA	246	Nick Davis, Sr., Md.	112
		Bucky Allen, Sr., Duke	112

**Player of the Year:** Pete Brennan, Sr., UNC (56); Lou Pucillo, Jr., NCS (2).  
**Coach of the Year:** Everett Case, NCS (24); Hal Bradley, Duke (23); Bud Millikan, Md. (10); Frank McGuire, UNC (1).

### Statistical Leaders

Scoring (NCAA rank)	Rebounding
Pete Brennan, Sr., UNC (24) 21.3	Pete Brennan, Sr., UNC 11.7
Herb Busch, Jr., UVA 15.9	John Richter, Jr., NCS 10.8
Dave Budd, So., WF 15.8	Herb Busch, Jr., UVA 10.1
Lou Pucillo, Jr., NCS 15.7	Jim Newcome, Sr., Duke 9.5
Ray Pericola, Jr., USC 15.1	Al Bunge, So., Md. 9.1

**NCAA STATS:** Duke senior Paul Schmidt ranks 10th in field goal percentage (.523) ... sixth-ranked Maryland is the only ACC team to allow fewer than 60 points per game and finishes ninth in scoring defense (57.6) ... with two regulars shooting over 80 percent, Virginia ranks eighth in free throw percentage (.732)

### 1958-59 Final Standings

Team	AP			ACC			Overall			
	AP	UPI	W	L	For	Opp	W	L	For	Opp
NC State	6	5	12	2	66.4	60.2	22	4	68.3	61.3
North Carolina	9	6	12	2	69.1	60.9	20	5	71.9	65.2
Duke	7	7	7	7	65.3	68.2	13	12	65.3	69.1
Maryland	7	7	7	7	60.0	55.1	10	13	59.3	56.3
Virginia	6	8	6	8	69.2	70.9	11	14	70.6	71.3
Wake Forest	5	9	5	9	63.1	62.6	10	14	65.4	66.2
Clemson	5	9	5	9	56.7	62.1	8	16	56.9	64.2
South Carolina	2	12	2	12	59.5	69.2	4	20	61.5	69.6

**Vs. Non-Conference:** 35-35 (.500)      **Vs. Non-ACC Ranked Teams:** 5-12  
**NCAA:** (1 team: 0-1)      **NIT:** (no team)  
**Teams Ranked During Season:** North Carolina, NC State

### 1959 ACC Tournament, Raleigh, N.C. (March 5-6-7)

**Quarterfinals** - #3 Duke d. #6 Wake Forest 78-71; #2 North Carolina d. #7 Clemson 93-69; #1 NC State d. #8 So. Carolina 75-72 (ot) #5 Virginia d. #4 Maryland 66-65.  
**Semifinals** - NC State d. Virginia 66-63; North Carolina d. Duke 74-71.  
**Finals** - NC State d. North Carolina 80-56.

**All-Tournament - First Team** - Lou Pucillo, NCS; John Richter, NCS; Lee Shaffer, UNC; Paul Adkins, UVA; George Stepanovich, NCS.  
**Second Team** - Bob MacGillivray, NCS; Doug Moe, UNC; York Larese, UNC; Howard Hurt, Duke; Carroll Youngkin, Duke.  
**Tournament MVP** - Lou Pucillo, NC State (13.7 points, 3.0 rebounds)

### All-Atlantic Coast Conference

First Team	• unanimous	Second Team	
Lou Pucillo, Sr., NCS	328	Lee Shaffer, Jr., UNC	185
York Larese, So., UNC	328	George Stepanovich, Sr., NCS	182
Carroll Youngkin, So., Duke	318	Howard Hurt, So., Duke	165
Doug Moe, So., UNC	288	Paul Adkins, Jr., UVA	132
Carroll Youngkin, So., Duke	251	Charles McNeil, Jr., Md.	104

**Player of the Year:** Lou Pucillo, Sr., NCS (43); John Richter, Sr., NCS (25); York Larese, So., UNC (2); Lee Shaffer, UNC (1); Ray Pericola, Sr., USC (1); George Stepanovich, Sr., NCS (1); Bob MacGillivray, Sr., NCS (1).  
**Coach of the Year:** Hal Bradley, Duke (32); Everett Case, NCS (27); Frank McGuire, UNC (12); Billy McCann, UVA (3).

### Statistical Leaders

Scoring (NCAA rank)	Rebounding
John Richter, Sr., NCS 17.0	John Richter, Sr., NCS 14.2
Paul Adkins, Jr., UVA 16.0	George Stepanovich, Sr., NCS 12.7
Carroll Youngkin, So., Duke 16.0	Carroll Youngkin, So., Duke 11.1
Howard Hurt, So., Duke 15.7	Al Bunge, Jr., Md. 10.5
York Larese, So., UNC 15.1	Herb Busch, Sr., UVA 9.1

**NCAA STATS:** Not one ACC player, or team, finishes 1959 ranked among NCAA leaders in any statistical category ... Virginia Tech's Chris Smith is third in rebound percentage (.202) while Georgia Tech's Roger Kaiser is fourth in free throw percentage (.835).

## 1960

**Duke - ACC Champion**  
**Lee Shaffer, UNC - ACC Player of the Year**  
**Bones McKinney, WF - ACC Coach of the Year**



Duke, under rookie head coach Vic Bubas, captured its first ACC title, and its first conference basketball crown since 1946, with a 63-59 win over Wake Forest ... Bubas was the first of only two head coaches to win the ACC Tournament in their rookie season ... the Blue Devils became the first team in league history to win the ACC Tournament after finishing with a non-winning mark (7-7) in regular season conference games ... sophomore Choppy Patterson became the first Clemson player to be named first-team All-ACC ... UNC's York Larese set an ACC single-game record making all 21 of his free throw attempts in a 75-53 win over Duke in the Dixie Classic ... Bob Stevens became the third head coach at South Carolina in as many years ... with an 11-15 record, NC State's Everett Case suffers his first losing season in 41 seasons of coaching at the high school or college level ... in South Carolina's 94-80 loss at Tennessee (D17), the two teams combined to make 72-of-111 free throws, including 42-of-57 by the Gamecocks ... two years removed from a last place finish, Wake Forest tied North Carolina for first place during the regular season and Bones McKinney was tabbed as ACC Coach of the Year ... the Deacs were led by sophomores Len Chappell (17.4) and Billy Packer (13.0) ... Packer, the son of Lehigh head coach Tony Packer, became the first sophomore to be named the MVP of the Dixie Classic ... on Feb. 10, Maryland held Virginia without a basket for the first 17:15 of the first half en route to a 44-43 victory ... the NCAA Tournament expanded to 26 teams with 14 conferences receiving automatic berths.

## 1961

**Wake Forest - ACC Champion**  
**Len Chappell, WF - ACC Player of the Year**  
**Bones McKinney, WF - ACC Coach of the Year**



For a fifth straight year, a different school wore the ACC basketball crown as **Wake Forest** beat defending champion Duke 96-81 ... with fifth-ranked and regular season champion North Carolina on NCAA probation and not competing in the tournament, the Deacons drew a first-round bye in the seven team affair ... coming out for the second half of the championship game, Wake's Alley Hart (13.7 ppg) crashed into a water cooler, smashed it to the floor and cut open a finger and played only two minutes in the second half ... the 1961 ACC Tournament netted the Conference a \$67,800 profit ... junior Len Chappell became the first Deacon to lead the ACC in scoring (26.6) ... Duke's Carroll Youngkin (.577) became the first of only two players in league history to lead the ACC in field goal percentage three years in a row ... UNC's York Larese became the second player to earn first-team All-ACC honors three years in a row ... Norman Sneed, who earned All-ACC honors as a quarterback in football in the fall for Wake Forest, averaged 7.8 ppg and shot 62 percent from the floor in four games for the Deacs ... Larese (23.1) and Doug Moe (20.4) became the first teammates to both average over 20 points per game for a single season ... for the second year in a row Wake Forest's Bones McKinney was voted ACC Coach of the Year ... Clemson swept arch-rival South Carolina for the first time since the 1939-40 season ... the Tigers' Tom Mahaffey had 16 "double-doubles", averaged 13.1 ppg and was the first of four Mahaffey brothers that would play for Clemson for 11 consecutive seasons (1960-1970) and total 3,556 points and 2,728 rebounds.

### 1959-60 Final Standings

Team	ACC			Overall					
	AP	UPI	W	L	For	Opp			
North Carolina.....	x.....14	.....12	2	77.1	62.8	18	6	73.1	62.3
Wake Forest.....	19.....x	.....12	2	75.0	63.0	21	7	72.7	63.1
Maryland.....	.....9	.....5	5	63.1	58.7	15	8	65.0	61.2
Duke.....	18.....15	.....7	7	62.1	65.0	17	11	64.3	63.2
South Carolina.....	.....6	.....8	8	69.1	77.3	10	16	73.6	79.5
NC State.....	.....5	.....9	9	60.3	59.6	11	15	60.4	60.2
Clemson.....	.....4	.....10	10	62.9	69.5	10	16	64.2	70.7
Virginia.....	.....1	.....13	13	60.4	74.1	6	18	67.3	75.6

**Vs. Non-Conference:** 43-32 (.573)      **Vs. Non-ACC Ranked Teams:** 5-11  
**NCAA:** (1 team: 2-1)      **NIT:** (no team)  
**Teams Ranked During Season:** Duke, North Carolina, Wake Forest

### 1960-61 Final Standings

Team	ACC			Overall					
	AP	UPI	W	L	For	Opp			
North Carolina.....	5.....6	.....12	2	77.6	64.6	19	4	76.7	65.7
Wake Forest.....	15.....10	.....11	3	84.6	75.0	19	11	82.9	76.5
Duke.....	.....10	.....9	4	82.4	75.1	22	6	81.5	71.2
NC State.....	.....8	.....6	6	74.6	71.1	16	9	77.3	72.3
Maryland.....	.....6	.....8	8	66.0	67.4	14	12	67.2	67.6
Clemson.....	.....5	.....9	9	68.2	72.3	10	16	67.0	70.5
South Carolina.....	.....2	.....12	12	77.1	91.0	9	17	77.5	86.8
Virginia.....	.....2	.....12	12	70.5	84.6	3	23	70.2	85.5

**Vs. Non-Conference:** 47-35 (.573)      **Vs. Non-ACC Ranked Teams:** 3-6  
**NCAA:** (1 team: 2-1)      **NIT:** (no team)  
**Teams Ranked During Season:** Duke, Maryland, North Carolina, NC State, Wake Forest

### 1960 ACC Tournament, Raleigh, N.C. (March 3-4-5)

**Quarterfinals** - #6 NC State d. #3 Maryland 74-58; #2 Wake Forest d. #7 Clemson 74-59; #1 North Carolina d. Virginia 84-63; #4 Duke d. #5 South Carolina 82-69.  
**Semifinals** - Duke d. North Carolina 71-69; Wake Forest 71 d. NC State 66.  
**Finals** - Duke d. Wake Forest 63-59.

**All-Tournament - First Team** - Len Chappell, WF; Doug Kistler, Duke; Howard Hurt, Duke; Lee Shaffer, UNC; York Larese, UNC.  
**Second Team** - Carroll Youngkin, Duke; David Budd, WF; John Frye, Duke; Bob DiStefano, NCS; Paul Adkins, UVA.  
**Tournament MVP** - Doug Kistler, Duke (17.3 points, 9.0 rebounds)

### All-Atlantic Coast Conference

First Team • unanimous	Second Team
Len Chappell, So., WF..... 136	Art Whisnant, So., SC..... 64
Al Bunge, Sr., Md..... 133	Dave Budd, Sr., WF..... 50
Lee Shaffer, Sr., UNC..... 133	Paul Adkins, Sr., UVA..... 48
York Larese, Jr., UNC..... 117	Billy Packer, So., WF..... 46
Choppy Patterson, So., Clm..... 76	Bob DiStefano, Jr., NCS..... 41
	Howard Hurt, Jr., Duke..... 41

**Player of the Year:** Lee Shaffer, Sr., UNC (50); Len Chappell, So., WF (16).  
**Coach of the Year:** Bones McKinney, WF (34); Vic Bubas, Duke (26).

### Statistical Leaders

Scoring (NCAA rank)	Rebounding
Lee Shaffer, Sr., UNC..... 18.2	Robert Mortell, Sr., UVA..... (3) 14.6
Len Chappell, So., WF..... 17.4	Al Bunge, Sr., Md..... 12.6
Paul Adkins, Sr., UVA..... 17.1	Len Chappell, So., WF..... 12.5
Art Whisnant, So., USC..... 17.0	Mike Callahan, Sr., USC..... 11.8
Doug Moe, Jr., UNC..... 16.8	Doug Moe, Jr., UNC..... 11.3

**NCAA STATS:** Virginia's Bob Mortell averages 14.6 rebounds per game and finishes third nationally in rebound percentage (.194) ... Duke's Carroll Youngkin (.533) is 12h among field goal percentage leaders ... UNC's York Larese ranks second in free throw percentage (.868) while Virginia's Paul Adkins (.826) is 10th ... North Carolina is third in free throw percentage (.758) and Maryland is sixth (.747).

### 1961 ACC Tournament, Raleigh, N.C. (March 2-3-4)

**Quarterfinals** - #1 Wake Forest, bye; #4 Maryland d. #5 Clemson 91-75; #6 South Carolina d. #3 NC State 80-78; #2 Duke d. #7 Virginia 89-54.  
**Semifinals** - Wake Forest d. Maryland 98-76; Duke d. South Carolina 92-75.  
**Finals** - Wake Forest d. Duke 96-81.

**All-Tournament - First Team** - Len Chappell, WF; Art Heyman, Duke; Billy Packer, WF; John Frye, Duke; Art Whisnant, USC.  
**Second Team** - Bill Stasiulatis, Md.; Scotti Ward, USC; Dave Wiedeman, WF; Carroll Youngkin, Duke; Choppy Patterson, Clem.  
**Tournament MVP** - Len Chappell, Wake Forest (33.5 points, 15.0 rebounds)

### All-Atlantic Coast Conference

First Team • unanimous	Second Team
Len Chappell, Jr., WF..... • 142	Art Whisnant, Jr., SC..... 50
York Larese, Sr., UNC..... • 142	Tony Laquintano, Jr., UVA..... 46
Doug Moe, Sr., UNC..... • 142	Ken Rohloff, So., NCS..... 45
Art Heyman, So., Duke..... • 142	Choppy Patterson, Jr., Clm..... 43
Billy Packer, Jr., WF..... 97	Howard Hurt, Sr., Duke..... 42
	Bob McDonald, Sr., Md..... 42

**Player of the Year:** Len Chappell, Jr., WF (50); Art Heyman, So., Duke (15); York Larese, Sr., UNC (14).  
**Coach of the Year:** Bones McKinney, WF (37); Vic Bubas, Duke (24).

### Statistical Leaders

Scoring (NCAA rank)	Rebounding
Len Chappell, Jr., WF..... (6) 26.6	Len Chappell, Jr., WF..... 14.0
Art Heyman, So., Duke..... (9) 25.2	Doug Moe, Sr., UNC..... 14.0
York Larese, Sr., UNC..... (20) 23.1	Tom Mahaffey, Jr., Clem..... 11.3
Doug Moe, Sr., UNC..... 20.4	Earle Maxwell, Sr., Clem..... 10.9
Tony Laquintano, Jr., UVA..... 18.8	Art Heyman, So., Duke..... 10.9

**NCAA STATS:** Duke's Carroll Youngkin is third among field goal percentage leaders (.577) while Wake's Bill Hull (.553) is 10th ... Clemson's Choppy Patterson is eighth in free throw accuracy (.844) ... Wake Forest ranks eighth in scoring (82.9) and eighth in field goal percentage (.467) ... Duke is sixth in field goal percentage (.473).



## 1962

**Wake Forest - ACC Champion**  
**Len Chappell, WF - ACC Player of the Year**  
**Bob Stevens, USC - ACC Coach of the Year**



Wake Forest made it two ACC titles in a row knocking off Clemson 77-66 ... when the sixth-seeded Tigers, who started an all-sophomore lineup during the Tournament, upset third-seeded NC State 67-46 in the quarterfinals, it marked the school's first post-season tournament victory since 1939 ... Wake Forest became the second ACC team to reach the Final Four before losing to Ohio State 84-68 in the national semifinals ... the Deacs' NCAA consolation victory over UCLA earned the ACC a bye (by percentage points) into the regional semifinals starting with the 1963 tournament ... NCAA sanctions limited North Carolina and NC State to 16 regular season games, but both teams, if they qualified could play in both the ACC and NCAA Tournaments ... UNC's Frank McGuire resigned in August to coach the Philadelphia Warriors of the NBA and was succeeded by assistant Dean who debuted with an 80-46 win over Virginia (D2) ... Duke became the first college team to have the players' names on the back of their jerseys when they wore them during a 75-73 win over Wake Forest in the Greensboro Coliseum ... ACC basketball game officials received a raise to \$85 per game ... Wake's Len Chappell (30.1 ppg) scored 20 or more points in 27 straight games and became the fourth and last ACC player to average 30 points or more per game ... Chappell scored in double figures 62 straight games and set the league mark for most points scored in an ACC game with 50 against Virginia (F12) ... Duke's Art Heyman (25.3) and Jeff Mullins (21.2) became the first Blue Devil duo to average over 20 points a game in the same season ... Bob Stevens became the first South Carolina coach to be named ACC Coach of the Year.

### 1961-62 Final Standings

Team	ACC						Overall			
	AP	UPI	W	L	For	Opp	W	L	For	Opp
Wake Forest	13	7	12	2	83.6	73.1	22	9	81.4	74.3
Duke	10	13	11	3	82.6	71.4	20	5	82.0	67.9
NC State		10	4	72.4	66.1		11	6	71.2	66.9
South Carolina		7	7	79.7	78.4		15	12	78.6	76.7
North Carolina		7	7	71.9	73.0		8	9	72.4	72.6
Clemson		4	10	70.6	76.7		12	15	72.1	74.6
Maryland		3	11	70.4	74.3		8	17	69.9	72.2
Virginia		2	12	69.8	88.0		5	18	70.2	83.1

**Vs. Non-Conference:** 38-27 (.585)      **Vs. Non-ACC Ranked Teams:** 3-7  
**NCAA:** (1 team: 4-1)      **NIT:** (no team)  
**Teams Ranked During Season:** Duke, Wake Forest

### 1962 ACC Tournament, Raleigh, N.C. (March 1-2-3)

**Quarterfinals** - #6 Clemson d. #3 NC State 67-46; #2 Duke d. #7 Maryland 71-58; #1 Wake Forest d. #8 Virginia 81-58; #5 South Carolina d. #4 North Carolina 57-55.  
**Semifinals** - Wake Forest d. South Carolina 88-75; Clemson d. Duke 77-72.  
**Finals** - Wake Forest d. Clemson 77-66.

**All-Tournament - First Team** - Len Chappell, WF; Jim Brennan, Clem.; Art Heyman, Duke; Jeff Mullins, Duke; Billy Packer, WF.  
**Second Team** - Dave Wiedeman, WF; Jerry Greenspan, Md.; Bob Robinson, USC; Ronnie Collins, USC; Art Whisnant, USC.  
**Tournament MVP** - Len Chappell, Wake Forest (29.0 points, 9.3 rebounds)

### All-Atlantic Coast Conference

First Team	• unanimous	Second Team	
Len Chappell, Sr., WF	• 146	Larry Brown, Jr., UNC	94
Art Heyman, Jr., Duke	• 146	Dave Wiedeman, Jr., WF	47
Jeff Mullins, So., Duke	133	John Punger, Jr., NCS	46
Art Whisnant, Sr., SC	131	Tony Laquintano, Sr., UVa	40
Jon Speaks, Jr., NCS	97	Jim Hudock, Sr., UNC	36

**Player of the Year:** Len Chappell, Sr., WF (81); Art Heyman, Jr., Duke (3).  
**Coach of the Year:** Bob Stevens, USC (36); Bones McKinney, WF (23); Vic Bubas, Duke (15).

### Statistical Leaders

Scoring (NCAA rank)	Rebounding		
Len Chappell, Sr., WF (5)	30.1	Len Chappell, Sr., WF (11)	15.2
Art Heyman, Jr., Duke (14)	25.3	Art Heyman, Jr., Duke	11.2
Jeff Mullins, So., Duke (53)	21.2	Jeff Mullins, So., Duke	10.4
Art Whisnant, Sr., USC (55)	21.0	Jim Hudock, Sr., UNC	10.1
Tony Laquintano, Sr., UVa (64)	20.4	John Punger, Jr., NCS	9.5

**NCAA STATS:** Duke ranks 16th in scoring offense (81.9), Wake Forest (81.4) is 18th ... Florida State, a Southern independent, is the only team in the country to shoot over 50 percent and leads the nation in field goal percentage (.512); Wake Forest is sixth (.472) and North Carolina (.469) eighth ... the Tar Heels are 10th in the country in most fouls committed (22.0) ... Duke is 10th in rebound percentage (.567)

## 1963

**Duke - ACC Champion**  
**Art Heyman, Duke - ACC Player of the Year**  
**Vic Bubas, Duke - ACC Coach of the Year**



Duke won its second ACC championship with a 68-57 victory over two-time defending champion Wake Forest ... the second-ranked Blue Devils advanced to the Final Four before dropping a 94-75 decision to Loyola (Ill.) ... Duke's Art Heyman became the first Blue Devil to be named ACC Player of the Year and the first ACC Player to be the consensus National Player of the Year ... Heyman also became one of only four players to be named MVP of the Final Four despite not playing in the title game ... the Blue Devils became the first ACC team to lead the nation in field goal percentage (.511) ... the Palmetto state saw two coaching changes - Bobby Roberts took over for Press Maravich at Clemson and Chuck Noe succeeded Bob Stevens in Columbia ... North Carolina listed 17 players on their pre-season roster, including Richard Vinroot, who later became the Mayor of Charlotte ... Virginia opened the season with three road games in five days - Indiana (D1), Cincinnati (D3) and Ohio State (D5); combined, the Bearcats (1961, 1962) and the Buckeyes (1960) had won the previous three NCAA titles ... Duke's Academic All-American Jay Buckley shot an ACC record .602 from the floor ... Clemson snapped Wake Forest's 16-game ACC winning streak with a 71-70 victory (F2) ... 12 of Maryland's 21 games were decided by fewer than six points, including four losses by two points or less ... Clemson's Jim Brennan made an ACC record 41 straight free throws ... North Carolina beat Kentucky 68-66 (D17) in Lexington, Ky., handing Wildcat head coach Adolph Rupp only his 15th home-court loss in 21 seasons.

### 1962-63 Final Standings

Team	ACC						Overall			
	AP	UPI	W	L	For	Opp	W	L	For	Opp
Duke	2	2	14	0	83.5	66.2	27	3	83.2	69.0
Wake Forest		11	3	73.3	67.4		16	10	71.3	68.8
North Carolina		10	4	76.1	70.6		15	6	76.6	70.8
Clemson		5	9	62.5	67.1		12	13	67.4	66.9
NC State		5	9	65.9	67.6		10	11	69.7	68.5
South Carolina		4	10	61.9	69.8		9	15	65.5	70.9
Maryland		4	10	63.9	72.2		8	13	64.2	71.6
Virginia		3	11	68.5	74.6		5	20	63.6	74.5

**Vs. Non-Conference:** 40-27 (.597)      **Vs. Non-ACC Ranked Teams:** 5-3  
**NCAA:** (1 team: 3-1)      **NIT:** (no team)  
**Teams Ranked During Season:** Duke, North Carolina

### 1963 ACC Tournament, Raleigh, N.C. (Feb 28; March 1-2)

**Quarterfinals** - #3 North Carolina d. #6 South Carolina 93-76; #2 Wake Forest d. #7 Maryland 80-41; #1 Duke d. #8 Virginia 89-70; #5 NC State d. #4 Clemson 79-78.  
**Semifinals** - Duke d. NC State 82-65; Wake Forest d. North Carolina 56-55.  
**Finals** - Duke d. Wake Forest 68-57.

**All-Tournament - First Team** - Art Heyman, Duke; Jeff Mullins, Duke; Dave Wiedeman, WF; Billy Cunningham, UNC; Ken Rohloff, NCS.  
**Second Team** - Jay Buckley, Duke; Larry Brown, UNC; Bob Woolalard, WF; Frank Christie, WF; Buzzy Harrison, Duke.  
**Tournament MVP** - Art Heyman, Duke (21.3 points, 12.7 rebounds, 5.3 assists)

### All-Atlantic Coast Conference

First Team	• unanimous	Second Team	
Art Heyman, Sr., Duke	• 158	Scott Ward, Sr., SC	107
Billy Cunningham, So., UNC	• 158	Gene Engel, Sr., UVa	75
Jeff Mullins, Jr., Duke	156	Jim Brennan, Jr., Clm.	51
Dave Wiedeman, Sr., WF	124	Jerry Greenspan, Sr., Md.	50
Larry Brown, Sr., UNC	112	Ken Rohloff, Sr., NCS	24

**Player of the Year:** Art Heyman, Sr., Duke (88); Billy Cunningham, So., UNC (5).  
**Coach of the Year:** Vic Bubas, Duke (51); Dean Smith, UNC (22); Chuck Noe, USC (15).

### Statistical Leaders

Scoring (NCAA rank)	Rebounding		
Art Heyman, Sr., Duke (9)	24.9	Billy Cunningham, So., UNC (10)	16.1
Billy Cunningham, So., UNC (23)	22.7	Art Heyman, Sr., Duke	10.8
Jeff Mullins, Jr., Duke (43)	20.3	Donnie Mahaffey, Jr., Clem	10.7
Gene Engel, Sr., UVa	18.4	Jay Buckley, Jr., Duke	9.9
Scotti Ward, Sr., USC	17.6	Jerry Greenspan, Sr., Md.	8.8

**NCAA STATS:** Duke's Jay Buckley ranks third in field goal percentage (.599) and teammate Jeff Mullins (.549) is ninth ... South Carolina's Scotti Ward is eighth in free throw percentage (.868) ... ACC Champion Duke becomes the first ACC team to lead the NCAA in field goal percentage (.511); NC State is ninth (.476) ... the Blue Devils also rank fifth in scoring (83.2) and 11th in rebound percentage (.566).

## 1964

**Duke - ACC Champion**  
**Jeff Mullins, Duke - ACC Player of the Year**  
**Vic Bubas, Duke - ACC Coach of the Year**



Duke won its second-straight ACC title, defeating Wake Forest 82-59 ... the game marked the second straight year, and fourth time in five years, that the two teams played in the championship game ... for the second year in a row Duke advanced to the Final Four, losing to UCLA 98-83 in the title game ... Clemson ended a 25-game losing streak to North Carolina by sweeping the season series with the Tar Heels for the first time ever; both games were double-overtime affairs ... the Tigers posted their first winning record in ACC play (8-6) ... UNC's Billy Cunningham had 22 "double-doubles" ... Duke's Jeff Mullins set an ACC record by scoring in double figures in each of his 86 career games ... Bill "Hoot" Gibson replaced Billy McCann at Virginia ... citing poor health, South Carolina's Chuck Noe resigned after posting a 6-6 record through the first 12 games; assistant coach Dwane Morrison replaced Noe ... using only six players, Wake Forest snapped Duke's 28-game win streak against ACC foes with a 72-71 win in Winston-Salem (F18) ... Maryland started five sophomores ... Duke's Jay Buckley, who had worked the prior summer with NASA under a special grant, was named an Academic All-American ... Virginia's leading scorer Chip Conner (18.8) was rushed to the hospital and underwent emergency surgery only hours before his final career home game versus North Carolina, which had been designated "Chip Conner Night" ... at the Conference meeting in May, the ACC approved a minimum score of 800 on the College Board Exams as a requirement for athletic grants-in-aid.

### 1963-64 Final Standings

Team	AP			ACC			Overall			
	AP	UPI	W	L	For	Opp	W	L	For	Opp
Duke	3	4	13	1	84.2	66.9	26	5	84.1	69.1
Wake Forest			9	5	74.0	72.0	16	11	74.1	72.0
Clemson			8	6	68.0	64.9	13	12	70.2	69.0
South Carolina			7	7	70.4	70.9	10	14	69.9	73.2
North Carolina			6	8	75.5	79.4	12	12	77.5	77.5
Maryland			5	9	71.4	75.2	9	17	70.2	75.5
NC State			4	10	55.2	63.3	8	11	59.3	63.9
Virginia			4	10	65.6	71.7	8	16	65.5	69.7

**Vs. Non-Conference:** 39-35 (.527)      **Vs. Non-ACC Ranked Teams:** 4-8  
**NCAA:** (1 team: 3-1)      **NIT:** (no team)  
**Teams Ranked During Season:** Duke, North Carolina

### 1964 ACC Tournament, Raleigh, N.C. (March 5-6-7)

**Quarterfinals** - #3 Clemson d. #6 Maryland 81-67; #2 Wake Forest d. #7 Virginia 79-60; #1 Duke d. #8 N.C. State 75-44; #5 North Carolina d. #4 South Carolina 80-63.  
**Semifinals** - Duke d. North Carolina 65-49; Wake Forest d. Clemson 86-64.  
**Finals** - Duke d. Wake Forest 80-59.

**All-Tournament - First Team** - Jeff Mullins, Duke; Jay Buckley, Duke; Billy Cunningham, UNC; Frank Christie, WF; Bob Leonard, WF.  
**Second Team** - Hack Tison, Duke; Butch Hassell, WF; Ronny Watts, WF; Denny Ferguson, Duke; Nick Milasnovich, Clem.  
**Tournament MVP** - Jeff Mullins, Duke (19.3 points, 6.7 rebounds)

### All-Atlantic Coast Conference

First Team	• unanimous	Second Team
Jeff Mullins, Sr., Duke	• 166	Jim Brennan, Sr., Clm. 108
Billy Cunningham, Jr., UNC	• 166	Hack Tison, Jr., Duke 78
Ronnie Collins, Sr., SC	160	Jay Buckley, Sr., Duke 62
Chip Conner, Sr., UVa	129	Butch Hassell, Sr., WF 38
Frank Christie, Sr., WF	123	Buzzy Harrison, Sr., Duke 33

**Player of the Year:** Jeff Mullins, Sr., Duke (78); Billy Cunningham, Jr., North Carolina (22).  
**Coach of the Year:** Vic Bubas, Duke (73); Bones McKinney, WF (16).

### Statistical Leaders

Scoring (NCAA rank)	Rebounding
Billy Cunningham, Jr., UNC... (20) 26.0	Billy Cunningham, Jr., UNC... 15.8
Jeff Mullins, Sr., Duke... (29) 24.2	Ronny Watts, Jr., WF... 12.0
Ronnie Collins, Sr., USC... (33) 23.7	Bill Yarbrough, Sr., USC... 9.9
Larry Lakins, Jr., NCS... (55) 20.8	Frank Christie, Sr., WF... 9.4
Chip Conner, Sr., UVa... 18.8	Jay Buckley, Sr., Duke... 9.0

**NCAA STATS:** Duke's Jay Buckley (.590) is sixth among field goal percentage leaders ... NC State's Larry Lakins leads the ACC in field goal percentage (.599) but is three field goals shy of finishing fifth nationally ... the Blue Devils rank ninth in field goal percentage (.475) ... Miami's Rick Barry (32.2) is fifth in scoring ... Barry's Hurricanes, a Southern Independent, are second in scoring (95.4).

## 1965

**NC State - ACC Champion**  
**Billy Cunningham, UNC - ACC Player of the Year**  
**Press Maravich, NCS - ACC Coach of the Year**



NC State captured its first ACC championship since 1959, and fifth overall, defeating top-seeded Duke 91-85 ... for the first time in league history all three rounds of the ACC Tournament were sold out ... NC State's Larry Worsley, who came off the bench to average 19.0 points and 5.0 rebounds in the three games, including a game-high 30 points in the title game, was presented the Everett Case Award as the Tournament MVP ... after just two games into the season, citing extreme fatigue and severe headaches, NC State's Everett Case, resigned on Dec. 7 ... Case was 377-134 in 18 seasons with the Wolfpack, winning 10 league titles, six in the Southern Conference and four in the ACC ... in 45 years as a head coach in the military, high school and at NC State, Case compiled a career record of 1,159-214 for a winning percentage of .844 ... former Clemson head coach Press Maravich took over and directed the Wolfpack to the title ... after a three-year absence, former UNC coach Frank McGuire assumed the reigns at South Carolina - the Gamecocks' sixth head coach in eight seasons ... for the second straight year, UNC's Billy Cunningham was named ACC Player of the Year after leading the ACC in scoring (25.4) and rebounding (14.3) for a second-straight year; finished his career with 60 "double-doubles" in 69 career games ... eight of Clemson's 15 losses were by a combined 28 points, including five ACC defeats by two or fewer points ... Duke became the first ACC team to average 90 or more points for the season (92.4) ... North Carolina beat Duke 65-62 (J9) snapping the Blue Devils' 29-game ACC home court winning streak.

### 1964-65 Final Standings

Team	AP			ACC			Overall			
	AP	UPI	W	L	For	Opp	W	L	For	Opp
Duke	10	9	11	3	91.1	74.1	20	5	92.4	77.8
NC State	x	12	10	4	72.9	69.1	21	5	76.7	68.7
Maryland			10	4	73.8	69.4	18	8	73.4	68.8
North Carolina			10	4	80.1	77.4	15	9	79.8	77.6
Wake Forest			6	8	80.2	83.5	12	15	81.9	84.7
Clemson			4	10	76.1	77.6	8	15	74.2	75.7
Virginia			3	11	71.9	82.8	7	18	71.1	80.3
South Carolina			2	12	64.9	77.3	6	17	66.5	74.0

**Vs. Non-Conference:** 44-28 (.611)      **Vs. Non-ACC Ranked Teams:** 2-6  
**NCAA:** (1 team: 1-1)      **NIT:** (no team)  
**Teams Ranked During Season:** Duke, North Carolina, NC State

### 1965 ACC Tournament, Raleigh, N.C. (March 4-5-6)

**Quarterfinals** - #3 Maryland d. #6 Clemson 61-50; #2 NC State d. #7 Virginia 106-69; #1 Duke d. #8 South Carolina 62-60; #5 Wake Forest d. #4 North Carolina 92-76.  
**Semifinals** - Duke d. Wake Forest 101-81; NC State 76 d. Maryland 76-67.  
**Finals** - NC State d. Duke 91-85.

**All-Tournament - First Team** - Bob Leonard, WF; Larry Worsley, NCS; Bob Verga, Duke; Steve Vacendak, Duke; Larry Larkins, NCS.  
**Second Team** - Tommy Mattocks, NCS; Gary Ward, Md.; Ronny Watts, WF; Jay McMillen, Md.; Jack Marin, Duke.  
**Everett Case Award** - Larry Worsley, NC State (19.0 points, 5.0 rebounds)

### All-Atlantic Coast Conference

First Team	• unanimous	Second Team
Billy Cunningham, Sr., UNC	170	Jay McMillen, So., Md. 108
Larry Lakins, Sr., NCS	165	Bob Lewis, So., UNC 90
Jack Marin, Jr., Duke	152	Randy Mahaffey, So., Clm. 81
Bob Leonard, Jr., WF	151	Steve Vacendak, Jr., Duke 74
Bob Verga, So., Duke	127	Ronny Watts, Sr., WF 38

**Player of the Year:** Billy Cunningham, Sr., UNC (52); Larry Lakins, Sr., NCS (16); Bob Leonard, Jr., WF (11); Jack Marin, Jr., Duke, Bob Verga, So., Duke, Steve Vacendak, Jr., Duke, Larry Worsley, Jr., NCS, and Gary Ward, Jr., Md. also received votes.  
**Coach of the Year:** Press Maravich, NCS (82); Vic Bubas, Duke (9).

### Statistical Leaders

Scoring (NCAA rank)	Rebounding
Billy Cunningham, Sr., UNC... (11) 25.4	Billy Cunningham, Sr., UNC... 14.3
Bob Leonard, Jr., WF... (19) 23.9	Jim Fox, Sr., USC... 13.6
Bob Verga, So., Duke... (38) 21.4	Ronny Watts, Sr., WF... 13.0
Bob Lewis, So., UNC... (47) 21.0	Gary Ward, Jr., Md. 10.4
Jay McMillen, So., Md. (69) 19.7	Jack Marin, Jr., Duke 10.3

**NCAA STATS:** Duke, with four players averaging 11 or more points per game, becomes the first ACC team to average 90 points or better and finishes third in scoring (92.4) ... the Blue Devils are fourth in field goal percentage (.490) ... Miami's Rick Barry, wins the scoring title averaging 37.4 points per game for the 22-4 Hurricanes.

## 1966

**Duke - ACC Champion**  
**Steve Vacendak, Duke - ACC Player of the Year**  
**Vic Bubas, Duke - ACC Coach of the Year**



For the third time in four years, and fourth time overall, **Duke** captured the ACC title, defeating NC State 71-66 in the 13th and final ACC Tournament held at the Wolfpack's Reynolds Coliseum ... the Blue Devils became the first team to win four straight ACC regular season titles ... Duke advanced to the Final Four before losing to Kentucky 83-79 in the national semifinals ... Maryland's Billy Jones became the ACC's first black basketball player when he played in the Terps' 65-61 loss at Penn State (D1) ... for the only time in league history, the league's Player of the Year, Duke's Steve Vacendak, failed to earn first-team All-ACC honors ... Vacendak was named second-team All-ACC and would later earn MVP honors for the 1966 ACC Tournament ... both North Carolina and Virginia opened new facilities on Dec. 4 ... the Tar Heels played their first game in Carmichael Auditorium, defeating William & Mary 82-68 while the Cavaliers opened University Hall with a 99-73 setback to Kentucky ... Duke became the only team in the history of the NCAA to defeat the nation's top-ranked team on consecutive days when the Blue Devils topped No. 1 UCLA 82-66 in Durham (D10) and 94-75 in Charlotte (D11) ... in a 130-77 win over Furman (F21) NC State's Eddie Biedenbach tallied a season-high 30 points in only 22 minutes ... John Naponick, a 6-10, 290-pound tackle on the Virginia football team, averaged 7.2 points and 6.8 rebounds in 21 games ... Jackie Murdock succeeded Bones McKinney as the Wake Forest coach.

### 1965-66 Final Standings

Team	ACC			Overall						
	AP	UPI	W	L	For	Opp	W	L	For	Opp
Duke	2	2	12	2	79.6	70.9	26	4	82.8	71.6
NC State	9	5	9	5	78.6	72.9	18	9	81.3	73.7
Clemson	8	6	7	6	73.6	73.6	15	10	76.9	73.4
North Carolina	8	6	8	6	80.6	76.1	16	11	80.9	74.3
Maryland	7	7	6	7	67.9	65.8	14	11	71.6	68.4
South Carolina	4	10	6	10	62.8	69.2	11	13	64.3	66.8
Virginia	4	10	7	10	71.3	77.4	7	15	73.5	77.7
Wake Forest	4	10	8	10	84.3	92.4	8	18	83.8	93.0

**Vs. Non-Conference:** 52-37 (.584)      **Vs. Non-ACC Ranked Teams:** 8-8  
**NCAA:** (1 team: 3-1)      **NIT:** (no team)  
**Teams Ranked During Season:** Duke, NC State, N. Carolina, S. Carolina, Wake Forest

### 1966 ACC Tournament, Raleigh, N.C. (March 3-4-5)

**Quarterfinals** - #6 South Carolina d. #3 Clemson 60-52; #2 NC State d. #7 Virginia 86-77; #1 Duke d. #8 Wake Forest 103-73; #4 North Carolina d. #5 Maryland 77-70.  
**Semifinals** - Duke d. North Carolina 21-20; NC State d. South Carolina 75-62.  
**Finals** - Duke d. NC State 71-66.

**All-Tournament - First Team** - Eddie Biedenbach, NCS; Steve Vacendak, Duke; Tommy Mattocks, NCS; Bob Verga, Duke; Mike Lewis, Duke.

**Second Team** - Skip Harlicka, USC; Larry Miller, UNC; Jack Marin, Duke; Bob Riedy, Duke; Bob Lewis.

**Everett Case Award** - Steve Vacendak, Duke (10.0 points, 2.0 rebounds)

### All-Atlantic Coast Conference

First Team • unanimous	Second Team
Bob Lewis, Jr., UNC ..... 191	Larry Miller, So., UNC ..... 116
Jack Marin, Sr., Duke ..... 187	Pete Coker, Sr., NCS ..... 111
Bob Verga, Jr., Duke ..... 161	Paul Long, Jr., WF ..... 102
Eddie Biedenbach, Jr., NCS ..... 128	Steve Vacendak, Sr., Duke ..... 98
Bob Leonard, Sr., WF ..... 128	Gary Ward, Sr., Md. .... 82

**Player of the Year:** Steve Vacendak, Sr., Duke (51); Jack Marin, Sr., Duke (29); Bob Lewis, Jr., UNC (19); Bob Verga, Jr., Duke, Eddie Biedenbach, Jr., NCS, Gary Ward, Sr., Md., Larry Miller, So., UNC, Bob Leonard, Sr., WF and Paul Long, Jr., WF also received votes.

**Coach of the Year:** Vic Bubas, Duke (76); Press Maravich, NCS (18); Bobby Roberts, Clem (13).

### Statistical Leaders

Scoring (NCAA rank)	Rebounding
Bob Lewis, Jr., UNC ..... (10) 27.4	Mike Lewis, So., Duke ..... 11.0
Paul Long, Jr., WF ..... (28) 24.0	Frank Standard, So., USC ..... 10.6
Bob Leonard, Sr., WF ..... (33) 23.2	Larry Miller, So., UNC ..... 10.3
Larry Miller, So., UNC ..... (64) 20.9	Randy Mahaffey, Jr., Clem ..... 10.2
Jim Connelly, Jr., UVa ..... 20.5	Pete Coker, Sr., NCS ..... 9.9

**NCAA STATS:** Wake Forest's Paul Long finishes fourth in free throw percentage (.869) ... for the first time North Carolina leads the nation in field goal percentage (.517); Duke is 10th (.486) ... the Blue Devils are second in rebound percentage (.574).

## 1967

**North Carolina - ACC Champion**  
**Larry Miller, UNC - ACC Player of the Year**  
**Dean Smith, UNC - ACC Coach of the Year**



Top-seeded **North Carolina** claimed its first conference crown in 10 years defeating Duke 82-73 in the ACC title game played in the 8,766-seat Greensboro Coliseum ... the Tar Heels advanced to the Final Four before losing to Dayton 76-62 in the national semifinals ... in December, the ACC voted unanimously to allow the ACC Tournament runner-up to participate in the NIT ... Duke became the first ACC team to ever play in the NIT, losing a first round game to Southern Illinois 72-63 ... Clemson finished fourth in the ACC with a 9-5 league record with a roster comprised of six seniors and eight sophomores ... Maryland senior guard Gary Williams scored 17 points and was a perfect 8-for-8 from the floor in a 65-63 loss to South Carolina (D10) ... Eddie Biedenbach, NC State's leading scorer in 1965-66 (16.2), missed the entire season with a back injury ... UNC's Dean Smith was named ACC Coach of the Year for the first time ... Clemson defeated Furman three times over a three-week span (D30-to-J19) ... Jack McClosky became Wake Forest's third head coach in as many years ... Norm Sloan replaced Press Maravich at NC State ... following the end of the season, Maryland's Bud Millikan retired as the Terps' head coach; Millikan posted a 243-182 record in 17 seasons, including a 98-93 mark in ACC play ... following a double technical foul on NC State's Norm Sloan, the Wolfpack's game at Maryland (J7) was stopped with 1:15 left to play by referee George Conley (a former Kentucky state senator) with the Terps holding a 60-55 lead; the game was declared a forfeit with the score and statistics counting.

### 1966-67 Final Standings

Team	ACC			Overall						
	AP	UPI	W	L	For	Opp	W	L	For	Opp
North Carolina	4	3	12	2	78.9	72.0	26	6	82.2	71.2
Duke	x	19	9	3	84.8	70.9	18	9	82.8	76.1
South Carolina	8	4	8	4	69.0	65.5	16	7	73.1	64.6
Clemson	9	5	7	5	73.0	71.4	17	8	74.0	70.3
Maryland	5	9	6	9	66.9	68.2	11	14	65.0	65.1
Wake Forest	5	9	7	9	73.5	77.4	9	18	72.2	77.3
Virginia	4	10	7	10	75.0	83.2	9	17	78.0	82.3
NC State	2	12	6	12	60.9	70.9	7	17	64.3	69.2

**Vs. Non-Conference:** 52-37 (.584)      **Vs. Non-ACC Ranked Teams:** 3-6  
**NCAA:** (1 team: 2-2)      **NIT:** (1 team 0-1)  
**Teams Ranked During Season:** Duke, North Carolina

### 1967 ACC Tournament, Greensboro, N.C. (March 9-10-11)

**Quarterfinals** - #3 South Carolina d. #6 Maryland 57-54; #2 Duke #7 Virginia 99-78; #1 North Carolina d. #8 NC State 56-53; #5 Wake Forest d. #4 Clemson 63-61 (2ot).  
**Semifinals** - North Carolina d. Wake Forest 89-79; Duke d. South Carolina 69-66.  
**Finals** - North Carolina d. Duke 82-73.

**All-Tournament - First Team** - Larry Miller, UNC; Bob Verga, Duke; Al Salvadori, USC; Bob Lewis, UNC; Paul Long, WF.

**Second Team** - Mike Lewis, Duke; Rusty Clark, UNC; Jack Thompson, USC; Jerry Montgomery, WF; Randy Mahaffey, Clem.; Dick Grubar, UNC.

**Tournament MVP** - Larry Miller, North Carolina (25.7 points, 8.3 rebounds)

### All-Atlantic Coast Conference

First Team • unanimous	Second Team
Bob Verga, Sr., Duke ..... • 146	Jim Connelly, Sr., UVa ..... 87
Larry Miller, Jr., UNC ..... 140	Mike Lewis, Jr., Duke ..... 73
Bob Lewis, Sr., UNC ..... 131	Jim Sutherland, Sr., Clm. .... 71
Paul Long, Sr., WF ..... 131	Jack Thompson, Jr., USC ..... 49
Randy Mahaffey, Sr., Clm. .... 112	Gary Gregor, Jr., USC ..... 41

**Player of the Year:** Larry Miller, Jr., UNC (52); Bob Verga, Sr., Duke (48).  
**Coach of the Year:** Dean Smith, UNC (60); Bobby Roberts, Clem (34).

### Statistical Leaders

Scoring (NCAA rank)	Rebounding
Bob Verga, Sr., Duke ..... (9) 26.1	Gary Gregor, Jr., USC ..... 13.3
Paul Long, Sr., WF ..... (29) 22.3	Mike Lewis, Jr., Duke ..... 12.3
Larry Miller, Jr., UNC ..... (36) 21.9	Frank Standard, Jr., USC ..... 11.3
Jim Connelly, Sr., UVa ..... (69) 20.0	Rusty Clark, So., UNC ..... 10.3
Jimmy Sutherland, Sr., Clem ..... 18.8	Larry Miller, Jr., UNC ..... 9.3

**NCAA STATS:** North Carolina sophomore Rusty Clark ranks 11th in field goal percentage (.552) ... Clemson's Jimmy Sutherland (.897) finishes fourth in free throw percentage ... Wake Forest is 10th in free throw percentage (.750) ... South Carolina finishes second in the ACC in rebound margin (+8.5), but is the top ACC team in rebound percentage, ranking sixth at .567 ... Maryland ranks sixth in fewest fouls committed (15.1) and 19th in scoring defense (65.1).



## 1968

**North Carolina - ACC Champion**  
**Larry Miller, UNC - ACC Player of the Year**  
**Dean Smith, UNC - ACC Coach of the Year**



North Carolina repeated as the ACC champion with a 87-50 win over NC State ... the Wolfpack had advanced to the championship game with a 12-10 victory over Duke in the semifinals; the 22-point total set an ACC single-game record ... UNC advanced to the Final Four for the second straight year before dropping a 78-55 decision to UCLA in the championship game ... UNC's Larry Miller became only the second player in league history to be named the ACC Player of the Year and the ACC Tournament MVP for two consecutive seasons ... in an NCAA rule change, the dunk was made illegal during the game and pre-game warmups ... Frank Fellows succeeded Bud Millikan at Maryland ... after 39 seasons, Clemson played its last game at venerable Fike Field House with a 80-51 loss to Georgia Tech (F28); three days later South Carolina brought down the curtain after 42 years at Carolina Fieldhouse (M2) losing 55-54 to NC State ... Duke's Mike Lewis started the season with 20 straight "double-doubles" and finished the season with a league-high 24 twin-figured games ... Dean Smith was named ACC Coach of the Year for the second straight season ... South Carolina led the ACC in field goal percentage (.488) for the first time ... Clemson opened the season on Dec. 4 against The Citadel and then did not play for 26 days (D29) ... four UNC players - Larry Miller, Charlie Scott, Rusty Clark, Bill Bunting - posted "double-doubles" in a 96-74 win over Clemson in a game played at the Charlotte Coliseum (F16) ... Clemson's Butch Zatezalo (23.0) became the first sophomore to lead the ACC in scoring.

### 1967-68 Final Standings

Team	ACC						Overall			
	AP	UPI	W	L	For	Opp	W	L	For	Opp
North Carolina.....	4	4	12	2	86.9	72.9	28	4	83.8	72.4
Duke .....	10	11	11	3	81.6	67.6	22	6	79.0	67.5
NC State.....			9	5	72.8	68.0	16	10	70.8	65.8
South Carolina.....			9	5	77.0	71.3	15	7	79.0	69.8
Virginia.....			5	9	77.2	88.6	9	16	79.8	86.6
Maryland.....			4	10	68.3	75.4	8	16	68.8	73.9
Clemson.....			3	11	75.6	86.1	4	20	71.5	82.2
Wake Forest.....			3	11	69.7	79.1	5	21	70.7	78.5

**Vs. Non-Conference:** 44-36 (.550)      **Vs. Non-ACC Ranked Teams:** 8-5  
**NCAA:** (1 team: 3-1)      **NIT:** (1 team: 1-1)  
**Teams Ranked During Season:** Duke, North Carolina

### 1968 ACC Tournament, Charlotte, N.C. (March 7-8-9)

**Quarterfinals** - #3 NC State d. #6 Maryland 63-54; #2 Duke d. #7 Clemson 43-40; #1 North Carolina d. #8 Wake Forest 83-70; #4 South Carolina d. #5 Virginia 101-78.  
**Semifinals** - North Carolina d. South Carolina 82-79 (ot); NC State d. Duke 12-10.  
**Finals** - North Carolina d. NC State 87-50.

**All-Tournament - First Team** - Larry Miller, UNC; Gary Gregor, USC; Dick Grubar, UNC; Jack Thompson, USC; Skip Harlicka, USC.  
**Second Team** - Charles Scott, UNC; Rusty Clark, UNC; Eddie Biedenbach, NCS; Vann Williford, NCS; Mike Lewis, Duke.  
**Everett Case Award** - Larry Miller, North Carolina (25.3 points.; 8.3 rebounds)

### All-Atlantic Coast Conference

First Team	• unanimous	Second Team	
Larry Miller, Sr., UNC.....	• 190	Butch Zatezalo, So., Clm.....	102
Mike Lewis, Sr., Duke.....	• 190	Rusty Clark, Jr., UNC.....	94
Charlie Scott, So., UNC.....	166	Gary Gregor, Sr., USC.....	92
Skip Harlicka, Sr., USC.....	159	Frank Standard, Sr., USC.....	49
Eddie Biedenbach, Sr., NCS.....	150	Mike Katos, Sr., UVa.....	37

**Player of the Year:** Larry Miller, Sr., UNC (76); Mike Lewis, Sr., Duke (34).  
**Coach of the Year:** Dean Smith, UNC (47); Vic Bubas, Duke (22); Frank McGuire, USC (22); Norm Sloan, NCS (21).

### Statistical Leaders

Scoring (NCAA rank)	Rebounding
Butch Zatezalo, So, Clem..... (32) 23.0	Mike Lewis, Sr., Duke..... 14.4
Larry Miller, Sr., UNC..... (40) 22.4	Gary Gregor, Sr., USC..... 12.2
Skip Harlicka, Sr., USC..... (46) 21.8	Norm Carmichael, Jr., UVa..... 12.0
Mike Lewis, Sr., Duke..... (48) 21.7	Richie Mahaffey, Jr., Clem..... 11.5
Mike Katos, Sr., UVa..... 18.5	Mike Wilkes, So., UVa..... 11.0

**NCAA STATS:** Wake Forest's Jerry Montgomery is seventh in free throw percentage (.854) ... Duke was 11th in free throw percentage (.749) ... Dave Cowens of independent Florida State is eighth in rebounding (16.9) ... the 19-8 Seminoles are fifth in scoring offense (90.3) ... LSU sophomore Pete Maravich set a new major college scoring record, averaging 43.8 points per game.

## 1969

**North Carolina - ACC Champion**  
**John Roche, USC - ACC Player of the Year**  
**Frank McGuire, USC - ACC Coach of the Year**



North Carolina's Tar Heels tied a conference record winning their third straight ACC Tournament with a 85-74 triumph over Duke in the finals ... UNC also made its third-straight Final Four appearance, losing to Purdue 92-65 ... John Roche became the first sophomore and the first South Carolina player to be named ACC Player of the Year ... Duke's Vic Bubas retired after the 1969 season ... under Bubas, Duke won four ACC titles, advanced to the Final Four three times and compiled a 213-67 (.761) record in 10 seasons, including a 106-32 (.768) mark in ACC play ... Wake Forest beat Maryland 93-71 (J3) in a game that matched brothers playing against one another for the first time in league annals; Wake's Jerry Montgomery had six points while brother Roger tallied four points ... in their regular season finale, Wake Forest beat Clemson in double overtime 112-104; seven players were disqualified and both teams were an identical 36-of-45 from the foul line ... Florida State beat South Carolina 87-76 (J28) in a game that was declared a forfeit when Gamecock head coach Frank McGuire refused to leave the floor after receiving two technical fouls with 1:57 left to play ... in seven post-season games, starting with the ACC Tournament, UNC's Charlie Scott averaged 25.5 points and 6.0 rebounds per game ... in the ACC title game against Duke, Scott scored an ACC title game record 40 points; one week later Scott tallied 23 of his game-high 32 points in the second half as the Tar Heels advanced to the Final Four with an 87-85 win over No. 5 Davidson in the East Regional final.

### 1968-69 Final Standings

Team	ACC						Overall			
	AP	UPI	W	L	For	Opp	W	L	For	Opp
North Carolina.....	4	2	12	2	88.6	74.5	27	5	88.9	75.7
South Carolina... 13.....	20	11	3	7	72.4	65.8	21	7	70.8	64.5
Wake Forest.....			8	6	84.4	82.1	18	9	86.1	79.2
NC State.....			8	6	72.4	72.0	15	10	71.5	69.3
Duke.....			8	6	84.6	81.1	15	13	82.0	79.4
Virginia.....			5	9	77.6	84.6	10	15	79.3	83.6
Maryland.....			2	12	78.9	86.7	8	18	78.8	84.2
Clemson.....			2	12	78.9	90.9	6	19	78.8	85.8

**Vs. Non-Conference:** 55-33 (.625)      **Vs. Non-ACC Ranked Teams:** 5-8  
**NCAA:** (1 team: 2-2)      **NIT:** (1 team: 1-1)  
**Teams Ranked During Season:** Duke, North Carolina, South Carolina

### 1969 ACC Tournament, Charlotte, N.C. (March 6-7-8)

**Quarterfinals** - #3 Duke d. #6 Virginia 99-86; #2 South Carolina d. #7 Maryland 92-71; #1 North Carolina d. #8 Clemson 94-70; #5 Wake Forest d. #4 NC State 81-73.  
**Semifinals** - North Carolina d. Wake Forest 80-72; Duke d. South Carolina 68-59.  
**Finals** - North Carolina d. Duke 85-74.

**All-Tournament - First Team** - Charles Scott, UNC; Charlie Davis, WF; Dick DeVenzo, Duke; Steve Vanderberg, Duke; John Roche, USC.  
**Second Team** - Jerry Montgomery, WF; Bill Bunting, UNC; Dave Golden, Duke; Dick Grubar, UNC; Vann Williford, NCS.  
**Everett Case Award** - Charlie Scott, North Carolina (24.7 points; 5.7 rebounds)

### All-Atlantic Coast Conference

First Team	• unanimous	Second Team	
John Roche, So., USC.....	• 176	Butch Zatezalo, Jr., Clm.....	117
Charlie Scott, Jr., UNC.....	171	Tom Owens, So., USC.....	105
Bill Bunting, Sr., UNC.....	143	Will Hetzel, Jr., Md.....	90
Vann Williford, Jr., NCS.....	141	Dick Grubar, Sr., UNC.....	79
Charlie Davis, So., WF.....	128	Randy Denton, So., Duke.....	67

**Player of the Year:** John Roche, So., USC (56); Charlie Scott, Jr., UNC (39); Butch Zatezalo, Jr., Clem, Bill Bunting, Sr., UNC & Vann Williford, NCS also received votes.  
**Coach of the Year:** Frank McGuire, USC (78); Dean Smith, UNC (22).

### Statistical Leaders

Scoring (NCAA rank)	Rebounding
Butch Zatezalo, Jr., Clem..... (14) 25.8	Tom Owens, So., USC..... 13.0
John Roche, So., USC..... (34) 23.6	Randy Denton, So., Duke..... 12.8
Will Hetzel, Jr., Md..... (41) 23.3	Will Hetzel, Jr., Md..... 12.2
Charlie Davis, So., WF..... (45) 22.8	Gilbert McGregor, So., WF..... 12.0
Charlie Scott, Jr., UNC..... (53) 22.3	John Gidding, Sr., UVa..... 11.2

**NCAA STATS:** North Carolina's John Bunting (.598) is second nationally to UCLA's Lew Alcindor (.635) in field goal percentage ... Wake Forest's Charlie Davis finished fifth in free throw percentage (.882) ... North Carolina is seventh in scoring (89.0), scoring margin (+13.2) and field goal percentage (.491) ... South Carolina is tops in fewest fouls committed (12.4).

## 1970

**NC State - ACC Champion**  
**John Roche, USC - ACC Player of the Year**  
**Norm Sloan, NCS - ACC Coach of the Year**



NC State overcame an 11-point first-half deficit and upset top-seeded and third-ranked South Carolina 42-39 in double overtime to claim its sixth ACC hoops crown ... the Gamecocks were a perfect 14-0 in ACC games during the regular season and finished a full five games ahead of both North Carolina and NC State in the league standings ... seventh-seeded Virginia won its first ACC Tournament game since 1959 upsetting three-time defending champion North Carolina 95-93 in the first round ... NC State's Norm Sloan was named ACC Coach of the Year for the first time ... former Wolfpack player Bucky Waters (1956-58) succeeded Vic Bubas as Duke's new head mentor while Charles "Lefty" Driesell, who played for two seasons at Duke (1953-54) replaced Frank Fellows at Maryland ... South Carolina's John Roche became the first player to be named ACC Player of the Year as a sophomore and junior ... UNC's Charlie Scott had a 52-game streak of scoring in double figures ended in a 65-52 loss at South Carolina (J5); five days later USC's Roche had a similar 38-game streak snapped in a 55-44 win over Maryland ... Scott, the ACC's leading scorer (27.1) was named first-team All-ACC for the third straight year ... Virginia overcame a 22-point second-half deficit to defeat William & Mary 87-81 in overtime (J29) ... South Carolina's Tom Owens led the ACC in rebounds (14.9) and "double-doubles" (19) ... ten ACC players registered 10-or-more "doubles-doubles" in 1969-70 ... Wake Forest scored 66 first half points en route to a 108-93 win over BYU (D30).

## 1971

**South Carolina - ACC Champion**  
**Charlie Davis, WF - ACC Player of the Year**  
**Dean Smith, UNC - ACC Coach of the Year**



South Carolina's last year as a member of the ACC produced its first and only championship defeating regular season champion North Carolina 52-51 in the finals, marking the first time the ACC Tournament title game had been decided by a single point ... on March 29, South Carolina announced it was withdrawing from the ACC ... the Tar Heels rebounded to capture the NIT championship with junior Bill Chamberlain grabbing MVP honors ... both Wake Forest's Charlie Davis, the 1971 ACC Player of the Year, and South Carolina's John Roche were three-time All-ACC first team selections ... Davis averaged 24.5 points in 42 career ACC games and led the ACC in free-throw shooting percentage three years in a row ... South Carolina's Owens (12.8) became the second player to lead the ACC in rebounding three years in a row ... Roche scored an ACC-record 56 points in a win over Furman (F4) ... Virginia finished 15-11, its first winning season since 1953-54 ... Maryland's Barry Yates became the first ACC player to declare hardship and entered the NBA Draft early ... Yates hit 10 straight field goals in a game against Miami ... in Virginia's 50-49 win over No. 2 South Carolina (J11), game officials ejected both a sports writer and a photographer from the game ... 1970-71 was the first season without ACC Commissioner Jim Weaver, who had passed away the previous summer ... Maryland made 15-of-18 from the floor and set an ACC single-game field goal percentage record (.833) in a 31-30 overtime win over South Carolina (J9) ... Bates Locke became the 16th head coach in Clemson history.

### 1969-70 Final Standings

Team	ACC						Overall			
	AP	UPI	W	L	For	Opp	W	L	For	Opp
South Carolina	6	6	14	0	76.7	57.9	25	3	74.0	57.4
North Carolina	9	5	9	5	83.1	78.9	18	9	88.9	78.8
NC State	10	12	9	5	81.1	73.9	23	7	83.7	71.7
Duke	8	6	8	6	72.5	71.3	17	9	75.6	72.1
Wake Forest	6	8	6	8	79.9	81.6	14	13	81.4	80.6
Maryland	5	9	5	9	72.3	78.7	13	13	76.1	74.8
Virginia	3	11	3	11	66.6	73.9	10	15	69.8	73.0
Clemson	2	12	2	12	80.8	96.9	7	19	80.3	90.3

**Vs. Non-Conference:** 64-24 (.727)      **Vs. Non-ACC Ranked Teams:** 5-6  
**NCAA:** (1 team: 1-1)      **NIT:** (2 teams: 0-2)  
**Teams Ranked During Season:** Duke, North Carolina, NC State; South Carolina

### 1970 ACC Tournament, Charlotte, N.C. (March 5-6-7)

**Quarterfinals** - #1 South Carolina d. #8 Clemson 34-33; #7 Virginia d. #2 North Carolina 95-93; #3 NC State d. #6 Maryland 67-57; #5 Wake Forest d. #4 Duke 81-73.  
**Semifinals** - South Carolina d. Wake Forest 79-63. NC State d. Virginia 67-66.  
**Finals** - NC State d. South Carolina 42-39 (2 ot).

**All-Tournament - First Team** - Vann Williford, NCS; Charlie Davis, WF; Tom Owens, USC; Chip Case, UVa; Tom Riker, USC.  
**Second Team** - Charles Scott, UNC; John Roche, USC; Bill Gerry, UVa; Ed Leftwich, NCS; Joe Dunning, NCS.  
**Everett Case Award** - Vann Williford, NC State (24.3 points; 9.3 rebounds)

### All-Atlantic Coast Conference

First Team • unanimous	Second Team
John Roche, Jr., USC..... • 212	Randy Denton, Jr., Duke..... 142
Charlie Scott, Sr., UNC..... • 212	Will Hetzel, Sr., Md..... 81
Vann Williford, Sr., NCS..... 208	Butch Zatezalo, Sr., Clm..... 80
Charlie Davis, Jr., WF..... 204	Paul Coder, So., NCS..... 50
Tom Owens, Jr., USC..... 163	Ed Leftwich, So., NCS..... 44

**Player of the Year:** John Roche, Jr., USC (51); Charlie Scott, Sr., UNC (47); Vann Williford, Sr., NCS (16); Charlie Davis, Jr., WF (4).  
**Coach of the Year:** Norm Sloan, NCS (57); Frank McGuire, USC (40); Bill Gibson, UVa (8); Lefty Driesell, Md. (1); Dean Smith, North Carolina (1); Bucky Waters, Duke (1).

### Statistical Leaders

Scoring (NCAA rank)	Rebounding
Charlie Scott, Sr., UNC..... (16) 27.1	Tom Owens, Jr., USC..... 14.0
Charlie Davis, Jr., WF..... (25) 25.5	Randy Denton, Jr., Duke..... 12.8
Vann Williford, Sr., NCS..... (39) 23.7	Bill Gerry, Jr., UVa..... 11.1
John Roche, Jr., USC..... (51) 22.3	Gilbert McGregor, Jr., WF..... 10.6
Butch Zatezalo, Sr., Clem..... 21.7	Vann Williford, Sr., NCS..... 10.0

**NCAA STATS:** NC State's Paul Coder is 16th in field goal percentage (.573) ... Wake Forest's Charlie Davis is fifth in free throw percentage (.875) ... Duke is eighth in field goal percentage (.496) ... the Deacons are fourth in free throw percentage (.768) ... for the second-straight year South Carolina is first in fewest fouls committed (13.8).

### 1970-71 Final Standings

Team	ACC						Overall			
	AP	UPI	W	L	For	Opp	W	L	For	Opp
North Carolina	13	13	11	3	84.6	74.4	26	6	84.6	71.8
South Carolina	6	6	10	4	73.8	63.7	23	6	77.9	68.4
Duke	9	5	9	5	80.0	75.9	20	10	79.6	73.7
Wake Forest	7	7	7	7	77.3	76.2	16	10	79.4	74.1
Virginia	6	8	6	8	71.3	74.7	15	11	76.4	74.9
Maryland	5	9	5	9	67.4	74.4	14	12	75.0	73.4
NC State	5	9	5	9	73.3	77.1	13	14	76.5	77.5
Clemson	3	11	3	11	54.6	65.8	9	17	58.9	65.9

**Vs. Non-Conference:** 68-18 (.791)      **Vs. Non-ACC Ranked Teams:** 5-3  
**NCAA:** (1 team: 0-2)      **NIT:** (2 teams: 6-2 - North Carolina champion)  
**Teams Ranked During Season:** Duke, North Carolina, South Carolina, Virginia

### 1971 ACC Tournament, Greensboro, N.C. (March 11-12-13)

**Quarterfinals** - #1 North Carolina d. #8 Clemson 76-41; #2 South Carolina d. #7 Maryland 71-63; #6 NC State d. #3 Duke 68-61; #5 Virginia d. #4 Wake Forest 85-84.  
**Semifinals** - North Carolina d. Virginia 78-68; South Carolina d. NC State 69-56.  
**Finals** - South Carolina d. North Carolina 52-51.

**All-Tournament - First Team** - Barry Parkhill, UVa; Tom Owens, USC; John Roche, USC; Lee Dedmon, UNC; Paul Coder, NCS.  
**Second Team** - Al Heartley, NCS; George Karl, UNC; Bill Chamberlain, UNC; Tom Riker, USC; Charlie Davis, WF.  
**Everett Case Award** - John Roche, South Carolina & Lee Dedmon, North Carolina

### All-Atlantic Coast Conference

First Team • unanimous	Second Team
Charlie Davis, Sr., WF..... • 242	Barry Parkhill, So., UVa..... 125
John Roche, Sr., USC..... 240	George Karl, So., UNC..... 120
Dennis Wuycik, Jr., UNC..... 238	Bill Gerry, Sr., UVa..... 99
Randy Denton, Sr., Duke..... 233	Ed Leftwich, Jr., NCS..... 74
Tom Owens, Sr., USC..... 176	Jim O'Brien, So., Md..... 64

**Player of the Year:** Charlie Davis, Sr., WF (86); John Roche, Sr., USC (30); Dennis Wuycik, Jr., UNC (4).  
**Coach of the Year:** Dean Smith, UNC (89); Bill Gibson, UVa (21).

### Statistical Leaders

Scoring (NCAA rank)	Rebounding
Charlie Davis, Sr., WF..... (13) 26.5	Tom Owens, Sr., USC..... 12.9
John Roche, Sr., USC..... (57) 21.6	Randy Denton, Sr., Duke..... 12.8
Randy Denton, Sr., Duke..... 20.4	Scott McCandlish, Jr., UVa..... 9.9
Dennis Wuycik, Jr., UNC..... 18.4	Gilbert McGregor, Sr., WF..... 9.3
Ed Leftwich, Jr., NCS..... 16.4	Bill Gerry, Sr., UVa..... 9.3

**NCAA STATS:** North Carolina's Dennis Wuycik (.607) is second in field goal percentage, teammate Bill Chamberlain (.572) is 13th, NC State's Paul Coder (.565) 15th and Duke's Randy Denton (.564) 16th ... Wake Forest's Charlie Davis (.862) and Wuycik (.858) rank 5-6 among free throw percentage leaders ... North Carolina is second in field goal percentage (.522).

## 1972

**North Carolina - ACC Champion**  
**Barry Parkhill, UVa - ACC Player of the Year**  
**Bill Gibson, UVa - ACC Coach of the Year**



With a 73-64 championship game victory over second-seeded Maryland, North Carolina laid claim to its fourth ACC title in six years and fifth overall ... Robert McAdoo earned Tournament MVP honors after averaging 19.5 points and 10.1 rebounds ... the Tar Heels' ended their season with a loss to Florida State in the national semifinals ... Maryland, led by the sophomore inside tandem of Len Elmore and Tom McMillen, captured the ACC's second straight NIT title, with a 100-69 win over Niagara in the championship game ... another success story was Virginia, which posted eight wins in ACC play for the first time and had its first ACC Player of the Year in junior guard Barry Parkhill, the ACC's leading scorer at 21.6 ppg ... Bill Gibson also became the first Virginia coach to be named Coach of the Year ... Duke officially renamed its home arena in honor of athletic director Eddie Cameron ... the first game in "Cameron Indoor Stadium" saw Robbie West sink a 20-foot jumper with three seconds left to lift the Blue Devils to a 76-74 win over North Carolina ... though freshmen were ineligible for varsity competition, junior varsity games at NC State's Reynolds Coliseum involving highly-recruited rookie David Thompson were often filled to capacity ... Maryland's game with Clemson (F19) was played for the first 10 minutes with only one official ... Maryland sophomore Tom McMillen had 14 "double-doubles" and accounted for 31 percent of the Terps scoring in their 12 regular season ACC games (20.1 ppg of 64.9 ppg) ... UNC's Dean Smith became the third ACC head coach to win 100 or more regular-season conference games with a 92-77 win over Wake Forest (J19).

### 1971-72 Final Standings

Team	ACC			Overall		
	AP	UPI	W	L	For	Opp
North Carolina.....	2	2	9	3	84.5	71.9
Maryland.....	15	11	8	4	64.9	64.3
Virginia.....	20	x	8	4	72.0	69.3
Duke.....	6	6	6	6	67.6	73.3
NC State.....	6	6	6	6	74.9	73.2
Wake Forest.....	3	9	6	8	65.0	70.2
Clemson.....	2	10	6	10	58.0	64.8

**Vs. Non-Conference:** 70-21 (.769)      **Vs. Non-ACC Ranked Teams:** 4-5  
**NCAA:** (1 team: 3-1)      **NIT:** (2 teams: 4-1 - Maryland Champion)  
**Teams Ranked During Season:** Maryland, North Carolina, NC State, Virginia

### 1972 ACC Tournament, Greensboro, N.C. (March 7-8-9)

**Quarterfinals** - #1 North Carolina, bye; #2 Maryland 54 d. #7 Clemson 54-52; #3 Virginia d. #6 Wake Forest 74-65; #4 Duke d. #5 NC State 73-60.  
**Semifinals** - North Carolina d. Duke 63-48; Maryland d. Virginia 62-57.  
**Finals** - North Carolina d. Maryland 73-64.

**All-Tournament - First Team** - Barry Parkhill, UVa; Dennis Wuycik, UNC; Robert McAdoo, UNC; George Karl, UNC; Tom McMillen, Md.  
**Second Team** - Jim O'Brien, Md.; Scott McCandlish, UVa; Gary Melchionni, Duke; Len Elmore, Md.; Steve Previs, UNC.  
**Everett Case Award** - Bob McAdoo, North Carolina (15.0 points; 7.5 rebounds)

### All-Atlantic Coast Conference

First Team • unanimous		Second Team	
Barry Parkhill, Jr., UVa.....	• 214	Bill Chamberlain, Sr., UNC.....	112
Robert McAdoo, Jr., UNC.....	209	Gary Melchionni, Jr., Duke.....	89
Tom McMillen, So., Md.....	198	Alan Shaw, Jr., Duke.....	88
Dennis Wuycik, Sr., UNC.....	189	George Karl, Jr., UNC.....	82
Tom Burleson, So., NCS.....	178	Len Elmore, So., Md.....	69

**Player of the Year:** Barry Parkhill, Jr., UVa (80); Dennis Wuycik, Sr., UNC (12); Bob McAdoo, Jr., UNC (10); Tom McMillen, So., Md., Tom Burleson, So., NCS and Bill Chamberlain, Sr., UNC also received votes.  
**Coach of the Year:** Bill Gibson, UVa (70); Dean Smith, UNC (21); Bucky Waters, Duke (15).

### Statistical Leaders

Scoring (NCAA rank)		Rebounding	
Barry Parkhill, Jr., UVa.....	21.6	Tom Burleson, So., NCS.....	14.0
Tom Burleson, So., NCS.....	21.3	Alan Shaw, Jr., Duke.....	11.8
Tom McMillen, So., Md.....	20.8	Len Elmore, So., Md.....	11.0
Bob McAdoo, Jr., UNC.....	19.5	Bob McAdoo, Jr., UNC.....	10.1
Dennis Wuycik, Sr., UNC.....	18.0	Dave Angel, Jr., Clem.....	9.7

**NCAA STATS:** For the second straight year North Carolina's Dennis Wuycik (.610) ranks in the Top 10 (8th) among field goal percentage leaders ... UNC's Bobby Jones (.668) was eight field goals shy of leading the nation in field goal percentage ... North Carolina leads the country in field goal percentage (.528).

## 1973

**NC State - ACC Champion**  
**David Thompson, NCS - ACC Player of the Year**  
**Norm Sloan, NCS - ACC Coach of the Year**



David Thompson emerged on the scene at NC State, and the Wolfpack reaped immediate awards with an unbeaten season and its seventh ACC title with a 76-74 win over Maryland to cap a 27-0 season ... with NC State on NCAA probation, Maryland represented the ACC and beat Syracuse before losing to Providence 103-89 in the East Regional finals ... NC State, Maryland and UNC remained ranked in the Top 10 throughout the regular season, and Super Bowl Sunday featured a pioneering national television matchup between the Wolfpack and Terps at College Park, Md. ... NC State defeated Maryland 87-85 when Thompson tipped in a miss by teammate Tommy Burleson at the buzzer to cap a 37-point performance ... Thompson was named ACC Player of the Year and Norm Sloan was selected ACC Coach of the Year ... the NCAA reinstated freshman eligibility, and the ACC boasted such young stars as Maryland's John Lucas, Wake Forest's Lee Foye, Virginia's Wally Walker and North Carolina's Mitch Kupchak ... an NCAA rule change allowed teams to retain possession of the ball following the first six non-shooting fouls by their opponents in each half instead of shooting a lone free throw ... Clemson's Van Gregg scored 33 points in his first college game vs. Georgia Tech (N28) ... Virginia's Barry Parkhill had his 41-game double-figure scoring streak snapped in a 93-74 loss at Maryland (J10) ... the Wolfpack scored 100 points or more in 10 games and led the nation in scoring (92.9) ... in a change from previous ACSWA voting procedures, the 1972-73 All-Conference team was voted on by positions - two guards and three frontcourt players.

### 1972-73 Final Standings

Team	ACC			Overall		
	AP	UPI	W	L	For	Opp
NC State.....	2	2	12	0	80.8	70.3
North Carolina.....	11	12	8	4	82.2	74.0
Maryland.....	8	10	7	5	84.8	78.8
Duke.....	4	8	7	8	73.7	78.9
Virginia.....	4	8	7	8	72.4	74.2
Clemson.....	4	8	7	8	67.8	69.9
Wake Forest.....	3	9	7	9	67.8	83.2

**Vs. Non-Conference:** 72-19 (.791)      **Vs. Non-ACC Ranked Teams:** 3-1  
**NCAA:** (1 team: 1-1)      **NIT:** (1 team: 3-1)  
**Teams Ranked During Season:** Maryland, North Carolina, NC State

### 1973 ACC Tournament, Greensboro, N.C. (March 8-9-10)

**Quarterfinals** - #1 NC State, bye; #7 Wake Forest d. #2 North Carolina 54-52 (ot); #3 Maryland d. #6 Clemson 77-61; #5 Virginia d. #4 Duke 59-55.  
**Semifinals** - NC State d. Virginia 63-51; Maryland d. Wake Forest 73-65.  
**Finals** - NC State d. Maryland 76-74.

**All-Tournament - First Team** - Tommy Burleson, NCS; David Thompson, NCS; Tom McMillen, Md.; John Lucas, Md.; Eddie Payne, WF.  
**Second Team** - Bobby Jones, UNC; Jim O'Brien, Md.; Gus Gerard, UVa; Barry Parkhill, UVa; Tony Byers, WF.  
**Everett Case Award** - Tom Burleson, NC State (14.0 points, 12.5 rebounds)

### All-Atlantic Coast Conference

First Team • unanimous		Second Team	
David Thompson, So., NCS.....	• 248	Bobby Jones, Jr., UNC.....	163
Tommy Burleson, Jr., NCS.....	238	Barry Parkhill, Sr., UVa.....	159
George Karl, Sr., UNC.....	232	Len Elmore, Jr., Md.....	84
Tom McMillen, Jr., Md.....	212	Chris Redding, Jr., Duke.....	67
Gary Melchionni, Sr., Duke.....	176	Tony Byers, Jr., WF.....	56

**Player of the Year:** David Thompson, So., NCS (116); George Karl, Sr., UNC (4); Barry Parkhill, Sr., UVa (1); Tom Burleson, Jr., NCS (1); Tom McMillen, Jr., Md. (1).  
**Coach of the Year:** Norm Sloan, NCS (95); Dean Smith, UNC (22).

### Statistical Leaders

Scoring (NCAA rank)		Rebounding	
David Thompson, So., NCS....	(16) 24.7	Tom Burleson, Jr., NCS.....	12.0
Tony Byers, Jr., WF.....	21.7	Len Elmore, Jr., Md.....	11.2
Tom McMillen, Jr., Md.....	21.2	Bobby Jones, Jr., UNC.....	10.5
Tom Burleson, Jr., NCS.....	17.9	Tom McMillen, Jr., Md.....	9.8
George Karl, Sr., UNC.....	17.0	Bob Fleischer, So., Duke.....	8.5

**NCAA STATS:** NC State sets an ACC record in points per game (92.9) and ranks fourth in scoring offense ... North Carolina's Bobby Jones (.601) ranks ninth, and Maryland's Tom McMillen (.585) 14th, among field goal percentage leaders ... North Carolina (.527), Maryland (.520) and NC State rank 1-2-3 in field goal percentage ... Duke is tops in free throw percentage (.785).



## 1974 NC State - ACC Champion & National Champion

David Thompson, NCS - ACC Player of the Year  
Norm Sloan, NCS - ACC Coach of the Year



NC State followed its second-straight league title by capturing its first, and the league's second national title ... first NC State defeated Maryland 103-100 in overtime for the ACC Tournament championship in a game that many rank as the greatest in college basketball history ... two weeks later Norm Sloan's Wolfpack ended the UCLA dynasty streak of seven straight NCAA titles with an 80-77 double-overtime win at the Greensboro Coliseum ... two nights later, NC State knocked off Marquette 76-64 for the national title ... the Wolfpack, behind ACC and National Player of the Year David Thompson and 7-4 center Tommy Burleson, finished the regular season 12-0 for the second straight year ... Maryland (23-5) finished the year ranked No. 4 nationally despite not taking part in NCAA play ... Burleson led the ACC with 26 "double-doubles", Maryland's Len Elmore (22) was second ... six ACC players earned 1st, 2nd or 3rd team All-America honors ... UNC defeated Duke 96-92 in overtime (M2) after a stunning rally that wiped out an eight-point Blue Devil lead in the final 17 seconds of regulation, capped by Walter Davis' game-tying 35-foot bank shot ... the Wolfpack's NCAA win over UCLA avenged its only loss of the season ... Wake Forest opened the season with a 75-70 win over Rice (N30) in a game that featured an experimental 30-second clock ... 16 Tar Heels scored in UNC's 112-72 win over Biscayne (D28) ... the league's All-ACC team was for a second-straight year, voted on by positions - two guards and three front court players ... Virginia beat Wake Forest 86-83 in overtime (F9); the Cavaliers trailed 52-37 at halftime.

## 1975 North Carolina - ACC Champion

David Thompson, NCS - ACC Player of the Year  
Lefty Driesell, Maryland - ACC Coach of the Year



With freshman point guard Phil Ford leading the way North Carolina captured its first ACC Tournament championship since 1972 knocking off defending NCAA champion, and two-time defending ACC champion, NC State 70-66 in the title game ... Ford was voted MVP of a tightly-contested tournament that saw six games decided by a total of 20 points ... with the NCAA expanding its tournament field from 32 to 48 teams, regular-season champion Maryland, earned the ACC's first-ever second NCAA bid ... the ACC Tournament marked the end of the stellar career of NC State three-time All-American and two-time National Player of the Year David Thompson, who finished as the ACC's second-leading all-time scorer with 2,309 points ... Thompson was the first three-time ACC Player of the Year ... Lefty Driesell became Maryland's first ACC Coach of the Year ... the Terps regular season saw them sweep all four away games on "Tobacco Road" (at Duke, NC State, UNC and Wake Forest) for the first time and end NC State's 27-game ACC winning streak (103-85 on J16) ... Clemson rallied for wins over Wake Forest, Maryland and Virginia in three straight January games after trailing by nine, two and 12 points at halftime in each of those respective contests ... Clemson's Skip Wise became the first freshman to be voted first-team All-ACC ... Bill Foster became Duke's third head coach in as many years and Terry Holland succeeded Bill Gibson at Virginia ... Maryland became the first ACC team to have six players average in double figures ... for a third straight year, the league's All-ACC team was voted on by positions - two guards and three front court players

### 1973-74 Final Standings

Team	ACC			Overall		
	AP	UPI	W	L	For	Opp
NC State	1	1	12	0	90.9	78.0
Maryland	4	4	9	3	81.5	72.4
North Carolina	12	8	9	3	83.3	77.0
Virginia	4	8	8	8	78.8	86.7
Clemson	3	9	6	9	66.6	74.5
Wake Forest	3	9	7	9	75.8	79.8
Duke	2	10	7	10	75.9	84.3

**Vs. Non-Conference:** 71-17 (.807)      **Vs. Non-ACC Ranked Teams:** 7-6  
**NCAA:** (1 team: 4-0 - NC State Champion)      **NIT:** (1 team: 0-1)  
**Teams Ranked During Season:** Maryland, North Carolina, NC State

### 1974-75 Final Standings

Team	ACC			Overall		
	AP	UPI	W	L	For	Opp
Maryland	5	5	10	2	87.2	75.8
North Carolina	9	10	8	4	77.5	76.7
Clemson	x	19	8	4	80.3	72.0
NC State	7	9	8	4	87.3	81.4
Virginia	4	8	7	8	67.0	75.4
Duke	2	10	7	10	76.0	86.7
Wake Forest	2	10	7	10	79.1	86.3

**Vs. Non-Conference:** 72-17 (.809)      **Vs. Non-ACC Ranked Teams:** 7-9  
**NCAA:** (2 teams: 4-2)      **NIT:** (1 team: 0-1)  
**Teams Ranked During Season:** Clemson, Maryland, N. Carolina, NC State, W. Forest

### 1974 ACC Tournament, Greensboro, N.C. (March 7-8-9)

**Quarterfinals** - #1 NC State, bye; #2 Maryland d. #7 Duke 85-66; #3 North Carolina d. #6 Wake Forest 76-62; #4 Virginia d. #5 Clemson 68-63.  
**Semifinals** - NC State d. Virginia 87-66; Maryland d. North Carolina 105-85.  
**Finals** - NC State d. Maryland 103-100 (ot).

**All-Tournament - First Team** - David Thompson, NCS; Tommy Burleson, NCS; Tom McMillen, Md.; John Lucas, Md.; Maurice Howard, Md.  
**Second Team** - Len Elmore, Md.; Owen Brown, Md.; Gus Gerard, UVA; Monte Towe, NCS; Billy Langloh, UVA.  
**Everett Case Award** - Tom Burleson, NC State (26.5 points, 12.0 rebounds)

### All-Atlantic Coast Conference

First Team	• unanimous	Second Team
David Thompson, Jr., NCS	• 274	Tommy Burleson, Sr., NCS
Monte Towe, Jr., NCS	251	Tom McMillen, Sr., Md.
John Lucas, So., Md.	242	Darrell Elston, Sr., UNC
Bobby Jones, Sr., UNC	209	Gus Gerard, Jr., UVA
Len Elmore, Sr., Md.	195	Tony Byers, Sr., WF

**Player of the Year:** David Thompson, Jr., NCS (139); Bobby Jones, Sr., UNC (2); Monte Towe, Jr., NCS (1).  
**Coach of the Year:** Norm Sloan, NCS (121); Carl Tacy, WF (7); Lefty Driesell, Md., Dean Smith, UNC and Tates Locke, Clem also received votes.

### Statistical Leaders

Scoring (NCAA rank)	Rebounding
David Thompson, Jr., NCS (5) 26.0	Len Elmore, Jr., Md. (9) 14.7
Gus Gerard, Jr., UVA (44) 20.8	Bob Fleischer, Jr., Duke 12.4
John Lucas, So., Md. 20.1	Tom Burleson, Sr., NCS 12.2
Tom McMillen, Sr., Md. 19.4	Wayne Rollins, Fr., Clem. 12.2
Tom Burleson, Sr., NCS 18.1	Gus Gerard, Jr., UVA 10.2

**NCAA STATS:** NC State is fourth in scoring offense (91.4) ... North Carolina ranks third in field goal percentage (.520); Maryland is seventh (.510) ... UNC's Bobby Jones is 17th in field goal percentage (.580) ... Duke's Kevin Billerman is 15th in free throw percentage (.832) ... Terps were fifth in scoring margin (16.7).

### 1975 ACC Tournament, Greensboro, N.C. (March 6-7-8)

**Quarterfinals** - #1 Maryland, bye; #2 North Carolina d. #7 Wake Forest 101-100 (ot); #3 Clemson d. #6 Duke 78-76; #4 NC State d. #5 Virginia 91-85.  
**Semifinals** - NC State d. Maryland 87-85; North Carolina d. Clemson 76-71 (ot).  
**Finals** - North Carolina d. NC State 70-66.

**All-Tournament - First Team** - David Thompson, NCS; Mitch Kupchak, UNC; Kenny Carr, NCS; Phil Ford, UNC; Skip Wise, Clem.  
**Second Team** - John Lucas, Md.; Wally Walker, UVA; Walter Davis, UNC; Skip Brown, WF; Monte Towe, NCS.  
**Everett Case Award** - Phil Ford, North Carolina (26.0 points, 3.3 assists)

### All-Atlantic Coast Conference

First Team	• unanimous	Second Team
David Thompson, Sr., NCS	• 296	Wayne Rollins, So., Clem
Skip Brown, So., WF	259	Bob Fleisher, Sr., Duke
Mitch Kupchak, Jr., UNC	252	Brad Davis, Fr., Md.
John Lucas, Jr., Md.	215	Maurice Howard, Jr., Md.
Skip Wise, Fr., Clem	191	Owen Brown, Sr., Md.

**Player of the Year:** \*David Thompson, Sr., NCS (voting totals not available).  
**Coach of the Year:** Lefty Driesell, Md. (66); Tates Locke, Clem (59).  
 \*Unanimous Selection

### Statistical Leaders

Scoring (NCAA rank)	Rebounding
David Thompson, Sr., NCS (3) 29.9	Wayne Rollins, So., Clem 11.7
Skip Brown, So., WF (22) 22.7	Tom Roy, Sr., Md. 11.1
John Lucas, Jr., Md. 19.5	Mitch Kupchak, Jr., UNC 10.8
Mitch Kupchak, Jr., UNC 18.5	Bob Fleischer, Sr., Duke 10.5
Skip Wise, Fr., Clem 18.5	Phil Spence, Jr., NCS 10.0

**NCAA STATS:** Sophomore Skip Brown averages 22.7 points per game in 25 games for Wake Forest but is omitted from the final NCAA statistical release; Brown's 22.7 scoring average ranks 22nd nationally ... Duke's Bob Fleischer (.620) ranks second and UNC's Mitch Kupchak (.588) 12th in field goal percentage ... NC State is third in scoring offense (92.7), Maryland (.907) seventh ... Maryland leads the nation in field goal percentage (.548), North Carolina (.529) is fourth and Duke (.517) fifth.

## 1976

**Virginia - ACC Champion**  
**Mitch Kupchak, UNC - ACC Player of the Year**  
**Jim Spanarkel, Duke - ACC Rookie of the Year**  
**Dean Smith, UNC - ACC Coach of the Year**



In the first ACC Tournament held outside of the state of North Carolina, sixth-seeded Virginia won its first-ever ACC title, defeating top-seeded and fourth-ranked North Carolina 67-62 at the Capital Centre in Landover, Md. ... MVP Wally Walker scored 21 points in the win and the Cavaliers earned their first NCAA Tournament berth ... Virginia head coach Terry Holland's wife gave birth to a baby girl (Ann-Michael) on the day of the ACC championship game ... the Cavaliers suffered a 69-60 loss to DePaul in its first NCAA Tournament game, while UNC fell to Alabama 79-64 ... the Tar Heels finished the season 25-3, including a 113-106 four-overtime win over Tulane (F14) at the Louisiana Superdome that lasted more than three hours ... NC State's Kenny Carr scored 40 or more points three times and led the ACC in scoring (26.6) ... Maryland's John Lucas graduated as the school's all-time leading scorer (2,015 points) and became the 12th player to be named first-team All-ACC three times ... Wake Forest opened the season 10-0, its best start since 1926-27 ... Duke's Jim Spanarkel was named as the league's first ACC Rookie of the Year ... Bill Foster succeeded Tate Locke at Clemson ... for the second-straight year Maryland led the NCAA in field goal percentage (.537) ... Virginia shot over 50 percent (.501) from the floor for the first time in school history ... nine of Wake Forest's 12 ACC games were decided by five points or less ... North Carolina's Dean Smith was named ACC Coach of the Year for the fourth time.

### 1975-76 Final Standings

Team	AP	UPI	W	ACC			W	Overall		
				L	For	Opp		L	For	Opp
North Carolina	8	6	11	1	85.1	75.6	25	4	85.1	74.3
Maryland	11	13	7	5	86.9	82.2	22	6	88.2	74.3
NC State			7	5	85.4	88.5	21	9	87.4	81.4
Clemson			5	7	82.1	86.1	18	10	83.4	75.1
Wake Forest			5	7	84.7	88.0	17	10	87.8	82.6
Virginia	18	15	4	8	75.8	75.9	18	12	76.5	70.4
Duke			3	9	87.8	91.5	13	14	88.3	85.0

**Vs. Non-Conference:** 82-13 (.863)      **Vs. Non-ACC Ranked Teams:** 1-4  
**NCAA:** (2 teams: 0-2)      **NIT:** (1 team: 2-1)  
**Teams Ranked During Season:** Maryland, N. Carolina, NC State, Virginia, W. Forest

### 1976 ACC Tournament, Landover, Md. (March 4-5-6)

**Quarterfinals** - #1 North Carolina, bye; #2 Maryland d. #7 Duke 80-78 (ot); #6 Virginia d. #3 NC State 75-63; #4 Clemson d. #5 Wake Forest 76-63.  
**Semifinals** - North Carolina d. Clemson 82-74; Virginia d. Maryland 73-65.  
**Finals** - Virginia d. North Carolina 67-62.

**All-Tournament - First Team** - Wally Walker, UVa; Billy Langloh, UVa; Marc Iavaroni, UVa; Mitch Kupchak, UNC; Tate Armstrong, Duke; Phil Ford, UNC.  
**Second Team** - Maurice Howard, Md.; Steve Sheppard, Md.; Bobby Stokes, UVa; Stan Rome, Clem.; Walter Davis, UNC.  
**Everett Case Award** - Wally Walker, Virginia (24.3 points, 7.0 rebounds)

### All-Atlantic Coast Conference

First Team • unanimous		Second Team	
Mitch Kupchak, Sr., UNC	310	Wally Walker, Sr., UVa	208
Kenny Carr, So., NCS	310	Skip Brown, Jr., WF	176
Phil Ford, So., UNC	306	Walter Davis, Jr., UNC	125
John Lucas, Sr., Md.	282	Wayne Rollins, Jr., Clm.	79
Tate Armstrong, Jr., Duke	237	Rod Griffin, So., WF	79

**Player of the Year:** Mitch Kupchak, Sr., UNC (74); Kenny Carr, So., NCS (50); Phil Ford, So., UNC (21); Wally Walker, Sr., UVa, John Lucas, Sr., Md., and Tate Armstrong, Jr., Duke also received votes.  
**Coach of the Year:** Dean Smith, UNC (102); Norm Sloan, NCS (19); Bill Foster, Clem (17).  
**Rookie of the Year (5+):** Jim Spanarkel, Duke (135); Larry Gibson, Md., (12).

### Statistical Leaders

Scoring (NCAA rank)		Rebounding	
Kenny Carr, So., NCS	(5) 26.6	Mitch Kupchak, Sr., UNC	11.3
Tate Armstrong, Jr., Duke	(16) 24.2	Wayne Rollins, Jr., Clem.	11.0
Wally Walker, Sr., UVa	(32) 22.1	Kenny Carr, Sr., NCS	10.3
Skip Brown, Jr., WF	20.9	Larry Gibson, Fr., Md.	9.8
John Lucas, Sr., Md.	19.9	George Moses, Sr., Duke	9.7

**NCAA STATS:** Wake Forest's Skip Brown is sixth in free throw percentage (.874) ... Maryland is the fourth ACC team in five years to lead the nation in field goal percentage (.537); UNC (.526) is fourth, Duke (.522) fifth and Clemson (.511) 10th.

## 1977

**North Carolina - ACC Champion**  
**Rod Griffin, WF - ACC Player of the Year**  
**Mike Gminski, Duke/Hawkeye Whitney, NCS - ACC Rookie**  
**Dean Smith, UNC - ACC Coach of the Year**



North Carolina captured its second ACC title in three years, and seventh overall, with a 75-69 win over defending champion Virginia ... the Tar Heels reached the national title game in Atlanta before dropping a 67-59 decision to Marquette, which was playing its final game under head coach Al McGuire ... Wake Forest snapped a five-year streak of losing ACC records, finishing 8-4 in conference play and earning its first NCAA berth since 1962 ... six of Duke's first seven games were decided by three points or less or in overtime ... on Dec. 28, Clemson was ranked 10th in the AP Poll, marking its highest ranking ever ... junior Kenny Carr (21.0) led the ACC in scoring for the second-straight year and became the first NC State player to leave school early to enter the NBA Draft ... basketball fans witnessed the return of the dunk shot to the college game, which was reinstated by the NCAA rules committee after a nine-year hiatus ... Duke ended a 27-game ACC road losing streak with an 82-74 overtime win at Virginia (J17) ... Clemson set an ACC standard by opening the season with five 100-point games and won 20 games for the first time ever ... Virginia junior guard William Napper (6.1 ppg) ran the 100-yard dash in 9.6 seconds in a state high school meet in 1974 ... Wake Forest twice rallied from 11-point deficits to win ACC games ... Duke's Mike Gminski was a perfect 10-for-10 from the floor in a 85-66 win over Johns Hopkins (N30) ... Clemson's Wayne "Tree" Rollins finished as the ACC's all-time leader with 450 career blocks ... Wake Forest Rod Griffin averaged 20.5 points and 8.6 rebounds and was named ACC Player of the Year.

### 1976-77 Final Standings

Team	AP	UPI	W	ACC			W	Overall		
				L	For	Opp		L	For	Opp
North Carolina	5	3	9	3	79.7	71.2	28	5	83.6	72.6
Clemson			8	4	73.5	71.3	22	6	86.6	68.9
Wake Forest	9	x	8	4	79.0	76.4	22	8	81.9	76.2
Maryland			7	5	76.8	78.2	19	8	78.3	74.1
NC State			6	6	76.5	74.8	17	11	78.9	70.8
Duke			2	10	71.9	77.2	14	13	76.4	72.9
Virginia			2	10	65.1	73.5	12	17	65.6	67.3

**Vs. Non-Conference:** 82-16 (.837)      **Vs. Non-ACC Ranked Teams:** 8-4  
**NCAA:** (2 teams: 6-2)      **NIT:** (1 team: 3-1)  
**Teams Ranked During Season:** Clemson, Maryland, N. Carolina, NC State, W. Forest

### 1977 ACC Tournament, Greensboro, N.C. (March 3-4-5)

**Quarterfinals** - #1 North Carolina, bye; #7 Virginia d. #2 Wake Forest 59-57; #3 Clemson d. #6 Duke 82-74; #5 NC State d. #4 Maryland 82-72.  
**Semifinals** - North Carolina d. NC State 70-56; Virginia d. Clemson 72-60.  
**Finals** - North Carolina d. Virginia 75-69.

**All-Tournament - First Team** - Phil Ford, UNC; Mike O'Koren, UNC; Bobby Stokes, UVa; Marc Iavaroni, UVa; John Kuester, UNC; Kenny Carr, NCS.  
**Second Team** - Steve Castellon, UVa; Billy Langloh, UVa; Walter Davis, UNC; Jim Spanarkel, Duke; Mike Gminski, Duke.  
**Everett Case Award** - John Kuester, North Carolina (13.5 points, 4.0 assists)

### All-Atlantic Coast Conference

First Team • unanimous		Second Team	
Rod Griffin, Jr., WF	265	Wayne Rollins, Sr., Clem.	200
Phil Ford, Jr., UNC	264	Jim Spanarkel, So., Duke	186
Skip Brown, Sr., WF	218	Brad Davis, Jr., Md.	94
Kenny Carr, Sr., NCS	217	Tommy LaGarde, Sr., UNC	60
Walter Davis, Sr., UNC	203	Stan Rome, Jr., Clem.	55

**Player of the Year:** Rod Griffin, Jr., WF (89); Phil Ford, Jr., UNC (31); Skip Brown, Sr., WF, Wayne Rollins, Sr., Clem, Kenny Carr, Jr., NCS, and Walter Davis, Sr., UNC also received votes.  
**Coach of the Year:** Dean Smith, UNC (47); Carl Tacy, WF (33); Bill Foster, Clem (16); Terry Holland, UVa, Bill Foster, Duke, and Norm Sloan, NCS also received votes.  
**Rookie of the Year (5+):** Mike Gminski, Duke (58); Hawkeye Whitney, NCS (58); Mike O'Koren, UNC (8).

### Statistical Leaders

Scoring (NCAA rank)		Rebounding	
Kenny Carr, Jr., NCS	(42) 21.0	Wayne Rollins, Sr., Clem.	(12) 12.8
Rod Griffin, Jr., WF	20.5	Mike Gminski, Fr., Duke	10.7
Jim Spanarkel, So., Duke	19.2	Kenny Carr, Jr., NCS	9.9
Phil Ford, Jr., UNC	18.7	Rod Griffin, Jr., WF	8.6
Skip Brown, Sr., WF	18.6	Larry Gibson, So., Md.	8.4

**NCAA STATS:** Clemson is second in scoring margin (17.7) and seventh in field goal percentage defense (.423) ... Wake's Rod Griffin is eighth in field goal percentage (.621) ... North Carolina finishes fifth in field goal percentage (.537)

## 1978

**Duke - ACC Champion**  
**Phil Ford, UNC - ACC Player of the Year**  
**Gene Banks, Duke - ACC Rookie of the Year**  
**Bill Foster, Duke - ACC Coach of the Year**



A young **Duke** team that started two freshmen, two sophomores and a junior, captured its first ACC title since 1966, downing Wake Forest 85-77 in the championship game ... Duke's lineup sported the 1976 ACC Rookie of the Year in Jim Spanarkel, the 1977 Rookie of the Year in 6-11 center Mike Gminski and a freshman class that included Gene Banks of Philadelphia and North Carolina product Kenny Dennard ... Duke advanced to its first Final Four since making three appearances in the 1960s and defeated Notre Dame 90-86 in the semifinals ... Kentucky outlasted the Blue Devils 94-88 in the title game behind Jack "Goose" Givens' 41 points ... all seven ACC teams finished with winning records ... the season was the last for Tar Heel senior point guard Phil Ford, who capped his career as the school's all-time leader in points (2,290) and assists (559) ... Duke was joined in the NCAA Tournament field by UNC, which suffered a 68-64 loss to San Francisco in the second round of the West Regional ... NC State reached the finals of the NIT at Madison Square Garden before losing to Texas ... Wake Forest's Rod Griffin became the first player in 13 years to lead the ACC in both scoring (21.5) and rebounding (10.0) ... a national TV audience watched the ACC Tournament championship for the first time ... ABC aired the game nationally on Saturday afternoon and as a result for the first and only time, the Tournament was played under a Wednesday, Thursday, Saturday format, with teams taking Friday off prior to Saturday afternoon's championship game ... the ACC experimented with a three-man officiating crew for all league games.

### 1977-78 Final Standings

Team	AP UPI W			ACC			Overall			
	L	For	Opp	W	L	For	Opp			
North Carolina	16	10	9	3	76.3	70.2	23	8	81.1	70.7
Duke	7	9	8	4	80.8	75.3	27	7	85.6	74.4
NC State	7	7	5	5	74.8	72.5	21	10	82.4	75.2
Virginia	6	6	6	6	68.2	72.6	20	8	71.9	66.9
Wake Forest	6	6	6	6	77.8	76.6	19	10	83.2	76.4
Maryland	3	9	9	9	75.7	79.7	15	13	82.1	79.5
Clemson	3	9	9	9	74.6	81.2	15	12	82.6	73.7

**Vs. Non-Conference:** 88-16 (.846)      **Vs. Non-ACC Ranked Teams:** 4-5  
**NCAA:** (2 teams: 4-2)      **NIT:** (2 teams: 3-2)  
**Teams Ranked During Season:** Duke, N. Carolina, NC State, Virginia, W. Forest

### 1978 ACC Tournament, Greensboro, N.C. (March 1-2, 4)

**Quarterfinals** - #1 North Carolina, bye; #2 Duke d. #7 Clemson 83-72; #6 Maryland d. #3 NC State 109-108 (3ot); #5 Wake Forest d. #4 Virginia 72-61.  
**Semifinals** - Duke d. Maryland 81-69; Wake Forest d. North Carolina 82-77.  
**Finals** - Duke d. Wake Forest 85-77.

**All-Tournament - First Team** - Mike Gminski, Duke; Leroy McDonald, WF; Rod Griffin, WF; Jim Spanarkel, Duke; Gene Banks, Duke.  
**Second Team** - Phil Ford, UNC; Frank Johnson, WF; Kenny Dennard, Duke; Lawrence Boston, Md.; Larry Gibson, Md.  
**Everett Case Award** - Jim Spanarkel, Duke (17.7 points, 4.3 rebounds)

### All-Atlantic Coast Conference

First Team • unanimous		Second Team	
Phil Ford, Sr., UNC	• 258	Gene Banks, Fr., Duke	120
Rod Griffin, Sr., WF	• 258	Jeff Lamp, Fr., UVa	99
Mike Gminski, So., Duke	256	Frank Johnson, So., WF	97
Jim Spanarkel, Jr., Duke	253	Hawkeye Whitney, So., NCS	71
Mike O'Koren, So., UNC	246	Clyde Austin, So., NCS	60

**Player of the Year:** Phil Ford, Sr., UNC (86); Rod Griffin, Sr., WF (33).  
**Coach of the Year:** Bill Foster, Duke (82); Dean Smith, UNC (20); Norm Sloan, NC State (18).  
**Rookie of the Year:** Gene Banks, Duke (115); Jeff Lamp, UVa (10).

### Statistical Leaders

Scoring (NCAA rank)		Rebounding	
Rod Griffin, Sr., WF	(42) 21.5	Rod Griffin, Sr., WF	10.0
Phil Ford, Sr., UNC	20.8	Mike Gminski, So., Duke	10.0
Jim Spanarkel, Jr., Duke	20.8	Larry Gibson, Jr., Md.	9.0
Mike Gminski, So., Duke	20.0	Gene Banks, Fr., Duke	8.6
Mike O'Koren, So., UNC	17.3	Steve Castellan, Jr., UVa	7.9

**NCAA STATS:** In 1977-78, 53 of 106 teams (50%) in Division I shot 50 percent or better from the field ... from the first season of major college statistics (1948) to 1960, only one team - George Washington in 1956 - was able to shoot 50 percent from the floor for an entire season ... in 1948 the overall field goal percentage of major college basketball teams was only .293.

## 1979

**North Carolina - ACC Champion**  
**Mike Gminski, Duke - ACC Player of the Year**  
**Buck Williams, Md. - ACC Rookie of the Year**  
**Dean Smith, UNC - ACC Coach of the Year**



Dudley Bradley led top-seeded **North Carolina** to its record-tying eighth ACC title, scoring 16 points and coming up with seven steals in a 71-63 win over second-seeded Duke ... the win over Duke avenged a 47-40 loss to the Blue Devils one week earlier, a game which saw the Tar Heels hold the ball throughout the first half and trail 7-0 at the break ... UNC and Duke both received NCAA Tournament bids and received byes in the opening round of the East Regional, but the Tar Heels fell to Penn 72-71 and Duke lost to St. John's 80-78 on the same afternoon at Reynolds Coliseum ... ACC fans dubbed the day "Black Sunday" ... Duke and UNC finished tied atop the ACC regular-season standings with 9-3 ACC marks, and Duke junior center Mike Gminski was voted ACC Player of the Year ... Gminski and teammate Jim Spanarkel were Academic All-Americans ... UNC's Mike O'Koren became the first ACC player to lead his team in rebounds (7.2) and assists (3.5) ... the highest scoring league game in ACC history took place in mid-December, when Ernest Graham's school-record 44 points led Maryland to a 124-110 win over NC State ... Maryland's Buck Williams was ACC Rookie of the Year and the first freshman to lead the ACC in rebounding (10.8) ... the jump ball was eliminated in conference games; the visiting team got the ball to start the game and such calls were alternated for the remainder of the game ... Virginia out-scored William & Mary 28-to-1 over a two-and-a-half minute stretch in the second half en route to a 95-56 win ... Duke's Kenny Dennard had an ACC-record 11 steals in a 87-78 win over Maryland (F3).

### 1978-79 Final Standings

Team	AP UPI W			ACC			Overall			
	L	For	Opp	W	L	For	Opp			
Duke	10	7	9	3	69.8	63.4	22	8	71.9	65.5
North Carolina	9	3	9	3	68.3	62.8	23	6	76.5	65.4
Virginia	7	7	5	5	70.2	71.4	19	10	76.3	69.7
Maryland	6	6	6	6	73.1	72.6	19	11	77.9	74.7
Clemson	5	7	6	7	67.6	71.3	19	10	72.0	65.6
NC State	3	9	9	9	73.6	74.3	18	12	78.5	70.0
Wake Forest	3	9	9	9	66.1	72.9	12	15	72.4	73.4

**Vs. Non-Conference:** 80-20 (.800)      **Vs. Non-ACC Ranked Teams:** 6-5  
**NCAA:** (2 teams: 0-2)      **NIT:** (3 teams: 3-3)  
**Teams Ranked During Season:** Duke, Maryland, North Carolina, NC State

### 1979 ACC Tournament, Greensboro, N.C. (March 1-2-3)

**Quarterfinals** - #1 North Carolina, bye; #2 Duke d. #7 Wake Forest 58-56; #6 NC State d. #3 Virginia 82-78; #4 Maryland d. #5 Clemson 75-67.  
**Semifinals** - North Carolina d. Maryland 102-79; Duke d. NC State 62-59.  
**Finals** - North Carolina d. Duke 71-63.

**All-Tournament - First Team** - Jim Spanarkel, Duke; Mike O'Koren, UNC; Dudley Bradley, UNC; Mike Gminski, Duke; Dave Colescott, UNC.  
**Second Team** - Charles Whitney, NCS; Al Wood, UNC; Larry Gibson, Md.; Jeff Lamp, UVa; Clyde Austin, NCS.  
**Everett Case Award** - Dudley Bradley, North Carolina (12.5 points, 4.0 rebounds)

### All-Atlantic Coast Conference

First Team • unanimous		Second Team	
Mike Gminski, Jr., Duke	• 222	Wayne Rollins, So., Clm	189
Jeff Lamp, So., UVa	214	Bob Fleisher, Sr., Duke	150
Jim Spanarkel, Sr., Duke	194	Brad Davis, Fr., Md.	159
Charles Whitney, Jr., NCS	177	Maurice Howard, Jr., Md.	95
Al Wood, So., UNC	170	Owen Brown, Sr., Md.	61

**Player of the Year:** Mike Gminski, Jr., Duke (70); Jeff Lamp, So., UVa (16); Jim Spanarkel, Sr., Duke, Dudley Bradley, Sr., UNC, Mike O'Koren, Jr., UNC, Al Wood, So, UNC, Hawkeye Whitney, Jr., NCS and Bobby Conrad, Jr. Clem also received votes.  
**Coach of the Year:** \*Dean Smith, UNC (85) - unanimous  
**Rookie of the Year:** Buck Williams, Md. (81); Alvis Rogers, WF (12); Jeff Jones, UVa (6); Guy Morgan, WF (6).

### Statistical Leaders

Scoring (NCAA rank)		Rebounding	
Jeff Lamp, So., UVa	(30) 22.9	Buck Williams, Fr., Md.	(29) 10.8
Mike Gminski, Jr., Duke	18.8	Mike Gminski, Jr., Duke	9.2
Hawkeye Whitney, Jr., NCS	18.7	Larry Gibson, Sr., Md.	8.6
Al Wood, So., UNC	17.8	Gene Banks, So., Duke	8.5
Ernest Graham, So., Md.	16.6	Larry Nance, So., Clem.	7.2

**NCAA STATS:** Virginia finishes seventh in free throw percentage (.762) ... North Carolina is sixth in field goal percentage (.533)



## 1980

**Duke - ACC Champion**  
**Albert King, Maryland - ACC Player of the Year**  
**Ralph Sampson, UVA - ACC Rookie of the Year**  
**Lefty Driesell, Maryland - ACC Coach of the Year**



Duke captured its second ACC title in three years, and sixth overall, defeating top-seeded Maryland 73-72 in the championship game on a snowy Saturday night in Greensboro ... Duke missed just four shots in the second half, and three of those were tipped back in - including a tip-in by Mike Gminski that provided the winning points with eight seconds to go ... Duke, Maryland, North Carolina, Clemson and NC State represented the ACC in the NCAA Tournament ... Virginia, led by highly-touted freshman center Ralph Sampson, won the NIT ... Sampson became the first player in ACC history to have two "triple-doubles" in the same season and set an ACC single-season record with 157 blocked shots ... Sampson led the ACC with 21 "double-doubles" and Duke's Mike Gminski was second with 20 ... UNC played from late January on without freshman star James Worthy, who was lost for the season with a broken leg ... 1980 marked the final ACC seasons for NC State coach Norm Sloan, who accepted the head coaching job at Florida, and Duke coach Bill Foster, who left for South Carolina ... North Carolina's Mike O'Koren, Duke's Gminski and NC State's Hawkeye Whitney were selected in the first round of the NBA Draft ... Georgia Tech, in its first year as an ACC member, finished 8-18 overall and 1-13 in conference play; Tech's first conference win was a 62-61 win over Virginia (F9) ... the NCAA Tournament field was expanded to 48 teams ... Maryland's Albert King became the first Terrapin to lead the ACC in scoring (21.7).

### 1979-80 Final Standings

Team	AP			UPI			ACC			Overall		
	L	W	OT	L	W	OT	L	W	OT	L	W	OT
Maryland	8	8	11	3	77.3	73.1	24	7	80.0	71.8		
North Carolina	15	15	9	5	72.0	68.6	21	8	73.2	68.0		
NC State		9		5	62.7	58.1	20	8	69.5	61.4		
Clemson		8		6	80.4	74.6	23	9	80.0	70.2		
Duke	14	16	7	7	71.0	73.0	24	9	73.3	68.3		
Virginia		7		7	68.1	69.4	24	10	71.1	63.7		
Wake Forest		4		10	64.1	69.6	13	14	70.4	67.6		
Georgia Tech		1		13	53.2	62.5	8	18	57.0	59.9		

**Vs. Non-Conference:** 90-17 (.841)      **Vs. Non-ACC Ranked Teams:** 4-5  
**NCAA:** (5 teams: 6-5)      **NIT:** (1 team: 5-0 - Virginia Champion)  
**Teams Ranked During Season:** Clemson, Duke, Maryland, N. Carolina, NC State, Virginia

### 1980 ACC Tournament, Greensboro, N.C. (Feb 28-29, March 1)

**Quarterfinals** - #2 North Carolina d. #7 Wake Forest 75-62; #1 Maryland d. #8 Georgia Tech 51-49 (ot); #6 Duke d. #3 NC State 68-62; #4 Clemson d. #5 Virginia 57-49.  
**Semifinals** - Maryland d. Clemson 91-85; Duke d. North Carolina 75-61.  
**Finals** - Duke d. Maryland 73-72.

**All-Tournament - First Team** - Albert King, Md.; Gene Banks, Duke; Mike Gminski, Duke; Al Wood, UNC; Greg Manning, Md.  
**Second Team** - Vince Taylor, Duke; Billy Williams, Clem.; Brook Steppe, GT; Buck Williams, Md.; Ernest Graham, Md.  
**Everett Case Award** - Albert King, Maryland (27.0 points; 6.3 rebounds)

### All-Atlantic Coast Conference

First Team	• unanimous	Second Team	
Charles Whitney, Sr., NCS	270	Jeff Lamp, Jr., UVA	167
Albert King, Jr., Md.	265	Gene Banks, Jr., Duke	142
Mike Gminski, Sr., Duke	253	Buck Williams, So., Md.	130
Mike O'Koren, Sr., UNC	186	Greg Manning, Jr., Md.	127
Billy Williams, Sr., Clm	186	Al Wood, Jr., UNC	121

**Player of the Year:** Albert King, Jr., Md. (71); Hawkeye Whitney, Sr., NCS (26); Mike Gminski, Sr., Duke, Greg Manning, Jr., Md., Mike O'Koren, Sr., UNC, Jeff Lamp, Jr., UVA, and Buck Williams, So., Md. also received votes.  
**Coach of the Year:** Lefty Driesell, Md. (89); Norm Sloan, NCS (9).  
**Rookie of the Year:** Ralph Sampson, UVA (88); Sydney Lowe, NCS (16).

### Statistical Leaders

Scoring (NCAA rank)	Rebounding
Albert King, Jr., Md. (29) 21.7	Ralph Sampson, Fr., Va. (15) 11.2
Mike Gminski, Sr., Duke (33) 21.3	Mike Gminski, Sr., Duke (20) 10.9
Al Wood, Jr., UNC 19.0	Buck Williams, So., Md. 10.1
Brook Steppe, Jr., GT 18.9	Larry Nance, Jr., Clem. 8.1
Hawkeye Whitney, Sr., NCS 18.6	Gene Banks, Jr., Duke 8.5

**NCAA STATS:** Maryland's Greg Manning (.643) was sixth in field goal percentage and fourth in free throw accuracy (.908) ... teammate Buck Williams (.606) was 22nd in field goal percentage ... former Terp Brian Magid (GW) led the nation in free throw percentage (.929).

## 1981

**North Carolina - ACC Champion**  
**Ralph Sampson, UVA - ACC Player of the Year**  
**Sam Perkins, UNC - ACC Rookie of the Year**  
**Terry Holland, UVA - ACC Coach of the Year**



North Carolina claimed its ninth ACC Tournament championship and rode the momentum all the way to the national title game ... the Tar Heels edged Maryland 61-60 in the ACC tourney final at Landover, Md., as freshman Sam Perkins earned MVP honors ... the win came one night after UNC edged Wake Forest 58-57 in the semifinals ... the NCAA Tournament saw the Tar Heels advance to the national semifinals, where they faced fellow ACC team Virginia, marking the first time the Final Four had included two ACC teams ... Virginia had swept UNC in both regular-season meetings for the first time ever, but the third meeting saw Al Wood pour in a career-high 39 points to lead the Tar Heels to a 78-65 win ... UNC fell to Indiana in the national title game two nights later ... that contest was played a few hours after President Reagan had been wounded in an assassination attempt and there had been talk of postponement ... Wake Forest and Maryland also made the NCAA field ... the season marked the arrival of two first-year coaches - 33-year-old Mike Krzyzewski at Duke and 34-year-old Jim Valvano at NC State ... three officials were used in all league games for the first time ... Wake Forest started the season 14-0, its best start since a 15-0 mark to start 1926-27 ... Clemson defeated West Virginia Tech 124-70 (D16); the Tigers opened the game with a 35-4 run ... Brook Steppe, Georgia Tech's leading scorer (18.9) the year before, missed the entire season ... Max Perry handed out 15 of his 77 career assists in NC State's 77-52 win over East Carolina (J24).

### 1980-81 Final Standings

Team	AP			UPI			ACC			Overall		
	L	W	OT	L	W	OT	L	W	OT	L	W	OT
Virginia	5	3	13	1	72.9	60.2	29	4	73.3	60.6		
North Carolina	6	6	10	4	72.6	63.6	29	8	71.9	63.4		
Wake Forest	11	14	9	5	72.4	68.4	22	7	77.3	65.1		
Maryland	18	20	8	6	71.0	69.3	21	10	75.9	69.8		
Clemson				8	65.4	67.1	20	11	75.5	66.8		
Duke				6	65.4	65.7	17	13	69.9	66.9		
NC State				4	64.0	65.4	14	13	66.2	63.1		
Georgia Tech				0	56.1	80.0	4	23	55.7	71.5		

**Vs. Non-Conference:** 90-21 (.811)      **Vs. Non-ACC Ranked Teams:** 8-7  
**NCAA:** (4 teams: 9-4)      **NIT:** (2 teams: 3-2)  
**Teams Ranked During Season:** Clemson, Maryland, N. Carolina, Virginia, W. Forest

### 1981 ACC Tournament, Landover, Md.. (March 5-6-7)

**Quarterfinals** - #3 Wake Forest d. #6 Clemson 80-71; #1 Virginia d. #8 Georgia Tech 76-47; #2 North Carolina d. #7 NC State 69-54; #4 Maryland d. #5 Duke 56-53.  
**Semifinals** - Maryland d. Virginia 85-62; North Carolina d. Wake Forest 58-57.  
**Finals** - North Carolina d. Maryland 61-60.

**All-Tournament - First Team** - Sam Perkins, UNC; Frank Johnson, WF; Albert King, Md.; James Worthy, UNC; Buck Williams, Md.  
**Second Team** - Ernest Graham, Md.; Jeff Lamp, UVA; Al Wood, UNC; Larry Nance, Clem.; Jimmy Black, UNC.  
**Everett Case Award** - Sam Perkins, North Carolina (17.7 points; 8.3 rebounds)

### All-Atlantic Coast Conference

First Team	• unanimous	Second Team	
Ralph Sampson, So., UVA	239	Buck Williams, Jr., Md.	161
Al Wood, Sr., UNC	236	Albert King, Sr., Md.	147
Jeff Lamp, Sr., UVA	223	James Worthy, So., UNC	105
Frank Johnson, Sr., WF	218	Larry Nance, Sr., Clm	56
Gene Banks, Sr., Duke	184	Sidney Lowe, So., NCS	53

**Player of the Year:** Ralph Sampson, So., UVA (79); Jeff Lamp, Sr., UVA, Gene Banks, Sr., Duke, Al Wood, Sr., UNC, Frank Johnson, Sr. WF and Buck Williams, Jr., Md. also received votes.  
**Coach of the Year:** Terry Holland, UVA (32); Carl Tacy, WF (28); Dean Smith, UNC (26).  
**Rookie of the Year:** Sam Perkins, UNC (85); Othell Wilson, UVA, Vincent Hamilton, Clem and Clark Bynum, Clem also received votes.

### Statistical Leaders

Scoring (NCAA rank)	Rebounding
Gene Banks, Sr., Duke 18.5	Buck Williams, Jr., Md. (8) 11.7
Jeff Lamp, Sr., Va. 18.2	Ralph Sampson So. Va. (10) 11.5
Al Wood, Sr., UNC 18.1	James Worthy, So., UNC 8.4
Albert King, Sr., Md. 17.7	Sam Perkins, Fr., UNC 7.8
Ralph Sampson, So., Va. 17.7	Larry Nance, Sr., Clem. 7.6

**NCAA STATS:** Maryland's Buck Williams finishes fourth in field goal percentage (.647) ... Virginia's Jeff Lamp (.865) is 16th in free throw percentage.

## 1982 North Carolina - ACC Champion & National Champion

Ralph Sampson, UVa - ACC Player of the Year  
Michael Jordan, UNC - ACC Rookie of the Year  
Terry Holland, UVa - ACC Coach of the Year



On the 25th anniversary of its first NCAA title, North Carolina came away with the big prize again ... freshman Michael Jordan's 16-foot jump shot with 17 seconds remaining and junior James Worthy's steal with six seconds to play proved the difference as the Tar Heels edged Georgetown 63-62 in the NCAA title game at the Superdome in New Orleans ... the heroics delivered the first NCAA championship to head coach Dean Smith ... with 28 points in the title game, Worthy was named the MVP ... Worthy later decided to enter the 1982 NBA Draft and was the No. 1 pick of the Los Angeles Lakers ... UNC also captured the ACC Tournament championship with a 47-45 win over Virginia in the title game ... the season marked the coaching debut of Bobby Cremins at Georgia Tech ... in Cremins' first game, the Jackets shot a school-record .729 from the floor en route to beating Presbyterian 82-66 ... Tech later snapped a 16-game ACC losing streak by beating Maryland 45-43 at Cole Field House (D23) ... Virginia junior Ralph Sampson led the ACC with 18 "double-doubles" and was the consensus National Player of the Year for the second year in a row ... the NCAA Tournament field included UNC, Virginia, Wake Forest and NC State ... Virginia's Terry Holland was named ACC Coach of the Year for the second year in a row ... the Cavaliers led the ACC in scoring (70.7) for the first time in 27 years ... North Carolina's Michael Jordan averaged 13.5 points per game and was named ACC Rookie of the Year ... Maryland's Adrian Branch became the first freshman to lead the team in scoring (15.2).

### 1981-82 Final Standings

Team	AP	UPI	W	ACC			W	Overall		
				L	For	Opp		L	For	Opp
North Carolina	1	1	12	2	65.4	56.4	32	2	66.7	55.4
Virginia	3	3	12	2	65.1	57.1	30	4	70.7	57.2
Wake Forest	18	19	9	5	62.5	58.1	21	9	67.8	58.2
NC State	7	7	12	7	52.7	50.9	22	10	57.5	49.1
Maryland	5	9	5	9	52.7	55.9	16	13	61.3	58.8
Clemson	4	10	4	10	61.6	66.1	14	14	69.6	65.2
Duke	4	10	4	10	60.4	68.3	10	17	64.0	70.0
Georgia Tech	3	11	3	11	53.6	61.2	10	16	59.4	60.7

**Vs. Non-Conference:** 92-22 (.807)      **Vs. Non-ACC Ranked Teams:** 5-4  
**NCAA:** (4 teams: 7-3 - North Carolina Champion)      **NIT:** (2 teams: 1-2)  
**Teams Ranked During Season:** North Carolina, NC State, Virginia, Wake Forest

### 1982 ACC Tournament, Greensboro, N.C. (March 5-6-7)

**Quarterfinals** - #1 North Carolina d. #8 Georgia Tech 55-39; #4 N.C. State d. #5 Maryland 40-28; #2 Virginia d. #7 Clemson 56-54; #3 Wake Forest d. #6 Duke 88-53.  
**Semifinals** - North Carolina d. N.C. State 58-46; Virginia d. Wake Forest 51-49 (ot).  
**Finals** - North Carolina d. Virginia 47-45.

**All-Tournament - First Team** - James Worthy, UNC; Ralph Sampson, UVa; Michael Jordan, UNC; Sam Perkins, UNC; Mike Helms, WF.  
**Second Team** - Vince Hamilton, Clem.; Ricky Stokes, UVa; Jim Johnstone, WF; Dereck Whittenburg, NCS; Matt Doherty, UNC.  
**Everett Case Award** - James Worthy, North Carolina (13.3 points; 8.7 rebounds)

### All-Atlantic Coast Conference

First Team • unanimous	Second Team
Ralph Sampson, Jr., UVa ..... • 232	Brook Stepe, Sr., GT ..... 142
James Worthy, Jr., UNC ..... 231	Thurl Bailey, Jr., NCS ..... 91
Sam Perkins, So., UNC ..... 216	Vince Hamilton, So., Clm. .... 80
Vince Taylor, Sr., Duke ..... 207	Dereck Whittenburg, Jr., NCS ..... 78
Othell Wilson, So., UVa ..... 169	Jim Johnstone, Sr., WF ..... 62

**Player of the Year:** Ralph Sampson, Jr., UVa (69); James Worthy, Jr. UNC (33).  
**Coach of the Year:** Terry Holland, UVa (49); Dean Smith, UNC (24); Jim Valvano, NCS (14); Lefty Driesell, Md. (11).  
**Rookie of the Year:** Michael Jordan, UNC (78); Adrian Branch, Md. (24)

### Statistical Leaders

Scoring (NCAA rank)	Rebounding
Vince Taylor, Sr., Duke ..... (33) 20.3	Ralph Sampson, Jr., Va. .... (15) 11.4
Brook Stepe, Sr., GT ..... 17.8	Sam Perkins, So., UNC ..... 7.8
Ralph Sampson, Jr., Va. .... 15.8	Herman Veal, So., Md. .... 7.3
James Worthy, Jr., UNC ..... 15.6	Charles Pittman, Sr., Md. .... 7.3
Adrian Branch, Fr, Md. .... 15.2	Thurl Bailey, Jr., NCS ..... 6.7

**NCAA STATS:** Duke's Chip Engelland is 10th in free throw percentage (.875) ... NC State finishes second in scoring defense (49.1); North Carolina (55.4) is 11th ... Virginia is ranked fourth in scoring margin (13.5) and North Carolina (11.3) is 13th ... Maryland is sixth in free throw percentage (.751).

## 1983 NC State - ACC Champion & National Champion

Ralph Sampson, UVa - ACC Player of the Year  
Mark Price, GT - ACC Rookie of the Year  
Bobby Cremins, GT - ACC Coach of the Year



The "Cardiac Pack" of NC State earned its place among sports' greatest stories with its near-miracle run to the NCAA championship ... after winning an ACC Tournament that included upsets of top-five opponents North Carolina and Virginia, State embarked on a run through the West Regional that included comeback wins over Pepperdine, UNLV and Virginia again (in the regional final) ... following a win over Georgia in the NCAA semifinals at Albuquerque, N.M., State upset a heavily favored Houston team that featured Akeem Olajuwon and Clyde Drexler ... the winning points came in unlikely fashion, as forward Lorenzo Charles grabbed a desperation 30-foot air ball by Dereck Whittenburg and slammed it home to produce a 54-52 win ... Virginia's senior All-America center Ralph Sampson was named consensus National Player of the Year for a third straight time ... North Carolina finished atop the ACC regular-season standings and won 28 games after starting out 0-2 for the first time since 1928-29 ... the ACC adopted two experimental rules for the 1982-83 season: a 3-point basket from a 19-foot distance and a 30-second shot clock ... the average number of points scored in ACC games improved from 59.3 per team in 1982 to 78.2 per team in 1983 ... NC State's Sidney Lowe became the ACC's all-time leader in assists with 762 ... for the first time, Virginia led the ACC in field goal percentage (.523) ... eight of Clemson's 12 ACC losses were by six points or less ... North Carolina snapped Virginia's 34-game home winning streak with a 101-95 victory (J15).

### 1982-83 Final Standings

Team	AP	UPI	W	ACC			W	Overall		
				L	For	Opp		L	For	Opp
North Carolina	8	8	12	2	86.8	79.4	28	8	80.7	68.6
Virginia	4	4	12	2	89.4	77.1	29	5	83.6	68.9
Maryland	8	8	8	6	78.6	77.7	20	10	74.1	71.4
NC State	16	14	8	6	82.8	78.9	26	10	74.2	67.6
Wake Forest	7	7	8	7	82.0	85.5	20	12	79.3	74.0
Georgia Tech	4	10	4	10	65.7	73.7	13	15	71.8	73.2
Duke	3	11	3	11	86.9	94.3	11	17	80.2	83.7
Clemson	2	12	2	12	78.9	85.1	11	20	75.6	78.0

**Vs. Non-Conference:** 94-32 (.746)      **Vs. Non-ACC Ranked Teams:** 12-11  
**NCAA:** (4 teams: 11-3 - NC State Champion)      **NIT:** (3 teams: 3-3)  
**Teams Ranked During Season:** North Carolina, NC State, Virginia, Wake Forest

### 1983 ACC Tournament, Atlanta, Ga. (March 11-12-13)

**Quarterfinals** - #1 North Carolina d. #8 Clemson 105-79; #4 N.C. State d. #5 Wake Forest 71-70; #2 Virginia d. #7 Duke 109-66; #6 Georgia Tech d. #3 Maryland 64-58 (ot).  
**Semifinals** - N.C. State d. North Carolina 91-84 (ot); Virginia d. Georgia Tech 96-67.  
**Finals** - N.C. State d. Virginia 81-78.

**All-Tournament - First Team** - Thurl Bailey, NCS; Ralph Sampson, UVa; Sidney Lowe, NCS; Othell Wilson, UVa; Dereck Whittenburg, NCS.  
**Second Team** - Mark Price, GT; Michael Jordan, UNC; Matt Doherty, UNC; Lorenzo Charles, NCS; Sam Perkins, UNC.  
**Everett Case Award** - Sidney Lowe, NC State (18.3 points; 4.3 assists)

### All-Atlantic Coast Conference

First Team • unanimous	Second Team
Ralph Sampson, Sr., UVa ..... • 284	Othell Wilson, Jr., UVa ..... 162
Michael Jordan, So., UNC ..... • 284	Ben Coleman, Jr., Md. .... 158
Sam Perkins, Jr., UNC ..... 282	Adrian Branch, So., Md. .... 157
Thurl Bailey, Sr., NCS ..... 191	Mark Price, Fr., GT ..... 149
Sidney Lowe, Sr., NCS ..... 166	Johnny Dawkins, Fr., Duke ..... 117

**Player of the Year:** Ralph Sampson, Sr., UVa (75); Michael Jordan, So., UNC (61); Sam Perkins, Jr., UNC (2).  
**Coach of the Year:** Bobby Cremins, GT (61); Dean Smith, UNC (25); Lefty Driesell, Md. (24); Jim Valvano, NCS (21); Terry Holland, UVa (6); Bill Foster, Clem (1).  
**Rookie of the Year:** Mark Price, GT (83); Johnny Dawkins, Duke (53); Ernie Myers, NCS (1).

### Statistical Leaders

Scoring (NCAA rank)	Rebounding
Mark Price, Fr., GT ..... (40) 20.3	Ralph Sampson, Sr., Va. .... 11.7
Michael Jordan, So., UNC .... (62) 20.0	Sam Perkins, Jr., UNC ..... 9.4
Ralph Sampson, Sr., ..... (64) 19.1	Anthony Teachey, Jr., WF ..... 8.5
Adrian Branch, So., Md. .... 18.7	Ben Coleman, Jr., Md. .... 8.1
Johnny Dawkins, Fr., Duke ..... 18.1	Thurl Bailey, Sr., NCS ..... 7.7

**NCAA STATS:** Georgia Tech's Mark Price is the first freshman to lead the ACC in scoring but is omitted from the final NCAA statistical release ... Price's 20.3 per game average ranks him third among freshmen and 40th overall nationally.

## 1984

**Maryland - ACC Champion**  
**Michael Jordan, UNC - ACC Player of the Year**  
**Bruce Dalrymple, GT - ACC Rookie of the Year**  
**Mike Krzyzewski, Duke - ACC Coach of the Year**



Led by tournament MVP Len Bias' 26-point explosion, **Maryland** raced by Duke 74-62 to capture its first ACC title in 26 years and second overall ... Duke reached the finals with a 77-75 upset of top-ranked North Carolina, which had posted a 14-0 ACC mark during the regular season behind National Player of the Year Michael Jordan and fellow All-American Sam Perkins ... the NCAA field was expanded from 53 teams to 64 ... Maryland, Duke, North Carolina, Virginia and Wake Forest earned NCAA Tournament bids ... Virginia, which posted a 17-11 regular-season record a year following All-America center Ralph Sampson's graduation, was seeded seventh in the East Regional ... the Cavaliers responded by reaching their second Final Four in four seasons before losing to Houston 49-47 in overtime in the national semifinal at Seattle ... Wake Forest's Anthony Teachey and North Carolina's Sam Perkins led the ACC with 17 "double-doubles" each ... UNC's Dean Smith picked up his 500th career victory with a 88-75 win over Stanford (D3) while Charles "Lefty" Driesell won his 100th game at Maryland with a 108-65 win against Johns Hopkins (N26) ... Georgia Tech's Mark Price had a 24-game streak of scoring 10 or more points ended in a 67-56 win over Pepperdine (D16) ... NC State's Spud Webb had seven games with 10 or more assists ... Wake Forest played an ACC record seven overtime games, including three in a row (F2-F8); the Deacons went 6-1 in the extra sessions games.

### 1983-84 Final Standings

Team	AP			ACC			Overall		
	UPI	W	L	For	Opp	W	L	Opp	
North Carolina.....	1	14	0	81.9	67.0	28	3	80.1	
Maryland.....	11	9	5	73.6	71.6	24	8	74.7	
Duke.....	14	7	7	73.4	76.1	24	10	77.2	
Wake Forest.....	19	7	7	75.3	75.6	23	9	74.6	
Georgia Tech.....	x	6	8	65.1	69.1	18	11	69.8	
Virginia.....	6	8	8	70.7	69.7	21	12	66.6	
N.C. State.....	4	10	4	64.4	69.7	19	14	70.6	
Clemson.....	3	11	3	67.9	73.3	14	14	71.5	

**Vs. Non-Conference:** 108-18 (.857)      **Vs. Non-ACC Ranked Teams:** 6-5  
**NCAA:** (5 teams: 8-5)      **NIT:** (2 teams: 0-2)  
**Teams Ranked:** Duke, Ga. Tech, Maryland, No. Carolina, NC State, Virginia, W. Forest

### 1984 ACC Tournament, Greensboro, N.C. (March 9-10-11)

**Quarterfinals** - #1 North Carolina d. #8 Clemson 78-66; #4 Duke d. #5 Georgia Tech 67-63 (ot); #2 Maryland d. #7 N.C. State 69-63; #3 Wake Forest d. #6 Virginia 63-51.  
**Semifinals** - Duke d. North Carolina 77-75; Maryland d. Wake Forest 66-64.  
**Finals** - Maryland d. Duke 74-62.

**All-Tournament - First Team** - Len Bias, Md.; Mark Alarie, Duke; Johnny Dawkins, Duke; Matt Doherty, UNC; Ben Coleman, Md.  
**Second Team** - Adrian Branch, Md.; Michael Jordan, UNC; Murray Jarman, Clem.; Anthony Teachey, WF; Mark Price, GT.  
**Everett Case Award** - Len Bias, Maryland (18.7 points, 6.0 rebounds)

### All-Atlantic Coast Conference

First Team	• unanimous	Second Team	
Michael Jordan, Jr., UNC.....	• 256	Ben Coleman, Sr., Md.....	167
Sam Perkins, Sr., UNC.....	• 256	Johnny Dawkins, So., Duke.....	157
Lorenzo Charles, Jr., NCS.....	239	Anthony Teachey, Sr., WF.....	139
Mark Alarie, So., Duke.....	185	Othell Wilson, Sr., UVa.....	130
Mark Price, So., GT.....	177	Kenny Green, So., WF.....	85

**Player of the Year:** Michael Jordan, Jr., UNC (113); Sam Perkins, Sr., UNC (15); Lorenzo Charles, Jr., NCS (2).  
**Coach of the Year:** Mike Krzyzewski, Duke (73); Dean Smith, UNC (34); Bobby Cremins, GT (17); Lefty Driesell, Md. (6).  
**Rookie of the Year:** Bruce Dalrymple, GT (74); Kenny Smith, UNC (29); Tommy Amaker, Duke (20); Olden Polynice, UVa (5).

### Statistical Leaders

Scoring (NCAA rank)	Rebounding		
Michael Jordan, Jr., UNC..... (55)	19.6	Anthony Teachey, Sr., WF..... (26)	10.0
Johnny Dawkins, So., Duke... (62)	19.4	Sam Perkins, Sr., UNC.....	9.6
Lorenzo Charles, Jr., NCS.....	18.0	Cozell McQueen, Jr., NCS.....	9.0
Kenny Green, So., WF.....	17.8	Ben Coleman, Sr., Md.....	8.4
Sam Perkins, Sr., UNC.....	17.6	Lorenzo Charles, Jr., NCS.....	8.3

**NCAA STATS:** North Carolina is second in scoring margin (15.3), second in field goal percentage (.543) and second in free throw percentage (.783) ... Maryland's Ben Coleman is 20th in field goal accuracy (.608).

## 1985

**Georgia Tech - ACC Champion**  
**Len Bias, Maryland - ACC Player of the Year**  
**Duane Ferrell, GT - ACC Rookie of the Year**  
**Bobby Cremins GT - ACC Coach of the Year**



The ACC Tournament returned to Atlanta for the second time in three seasons, and **Georgia Tech** didn't disappoint the home crowd ... led by tournament MVP Mark Price, the Yellow Jackets captured their first ACC championship, turning back North Carolina 57-54 in the title game ... the Tournament capped a highly competitive season that concluded with a three-way tie for first place among Georgia Tech, UNC and NC State with 9-5 ACC records, and Duke and Maryland just one game back at 8-6 ... each of those teams competed in the NCAA Tournament with Tech, UNC and NC State each reaching the finals of their respective regions ... Duke lost in the second round to future ACC member Boston College 74-73; the Eagles were coached by former Maryland guard and future Terrapin head coach Gary Williams ... the ACC's other three teams qualified for the NIT, as every team in the conference posted a winning record ... the season marked the Clemson debut of Cliff Ellis, who became the first Tiger head coach to win his ACC opener when his team beat Georgia Tech 90-81 (J8) ... Georgia Tech's Duane Ferrell became the third straight Yellow Jacket to be voted ACC Rookie of the Year ... Maryland's Len Bias won the first of two straight ACC Player of the Year awards after leading the league in scoring (18.9) ... UNC's Brad Daugherty recorded 17 "double doubles" ... Maryland's Keith Gatlin had eight games with 10 or more assists ... Gatlin went 14-of-15 from the floor en route to 28 points in a 71-64 loss to Clemson (F17).

### 1984-85 Final Standings

Team	AP			ACC			Overall		
	UPI	W	L	For	Opp	W	L	Opp	
Georgia Tech.....	6	9	5	65.1	63.6	27	8	69.9	
North Carolina.....	7	9	5	71.8	67.9	27	9	73.5	
N.C. State.....	16	9	5	67.8	66.2	23	10	73.3	
Duke.....	10	8	6	77.0	74.1	23	8	78.9	
Maryland.....	x	6	6	65.9	65.9	25	12	70.3	
Clemson.....	5	9	9	69.7	74.7	16	13	75.0	
Wake Forest.....	5	9	9	70.8	70.6	15	14	73.1	
Virginia.....	3	11	3	59.4	64.5	17	16	61.2	

**Vs. Non-Conference:** 109-26 (.807)      **Vs. Non-ACC Ranked Teams:** 3-5  
**NCAA:** (5 teams: 2-5)      **NIT:** (3 teams: 2-3)  
**Teams Ranked During Season:** Duke, Georgia Tech, Maryland, North Carolina, NC State

### 1985 ACC Tournament, Atlanta, Ga. (March 8-9-10)

**Quarterfinals** - #1 Georgia Tech d. #8 Virginia 55-48; #4 Duke d. #5 Maryland 86-73; #2 North Carolina d. #7 Wake Forest 72-61 (ot); #3 N.C. State d. #6 Clemson 70-63.  
**Semifinals** - Georgia Tech d. Duke 75-64; North Carolina d. N.C. State 57-51.  
**Finals** - Georgia Tech d. North Carolina 57-54.

**All-Tournament - First Team** - Mark Price, GT; Brad Daugherty, UNC; Bruce Dalrymple, GT; Kenny Smith, UNC; Johnny Dawkins, Duke.  
**Second Team** - John Salley, GT; Anthony "Spud" Webb, NCS; Jay Bilas, Duke; Delaney Rudd, WF; Yvon Joseph, GT.  
**Everett Case Award** - Mark Price, Georgia Tech (16.7 points, 5.3 assists)

### All-Atlantic Coast Conference

First Team	• unanimous	Second Team	
Len Bias, Jr., Md.....	• 246	Kenny Green, Jr., WF.....	155
Lorenzo Charles, Sr., NCS.....	• 246	Mark Alarie, Jr., Duke.....	138
Mark Price, Jr., GT.....	223	John Salley, Jr., GT.....	127
Johnny Dawkins, Jr., Duke.....	199	Adrian Branch, Sr., Md.....	85
Brad Daugherty, Jr., UNC.....	194	Kenny Smith, So., UNC.....	67

**Player of the Year:** Len Bias, Jr., Md. (54); Lorenzo Charles, Sr., NCS (28); Brad Daugherty, Jr. UNC (4); Johnny Dawkins, Jr. Duke (2); Kenny Green, Jr., WF (2); John Salley, Jr. GT (1); Adrian Branch, Sr., Md. (1).  
**Coach of the Year:** Bobby Cremins, GT (43); Dean Smith, UNC (35); Jim Valvano, NCS (21); Mike Krzyzewski, Duke (20); Cliff Ellis, Clem (20); Carl Tacy, WF (3); Lefty Driesell, Md. (2).  
**Rookie of the Year:** Duane Ferrell, GT (78); Mel Kennedy, UVa (20); Derrick Lewis, Md. (13); Charlie Thomas, WF (6); Grayson Marshall, Clem (4); Kevin Strickland, Duke (1).

### Statistical Leaders

Scoring (NCAA rank)	Rebounding		
Len Bias, Jr., Md.....	18.9	Brad Daugherty, Jr., UNC.....	9.7
Johnny Dawkins, Jr., Duke.....	18.8	Kenny Green, Jr., WF.....	8.3
Adrian Branch, Sr., Md.....	18.1	Olden Polynice, So., Va.....	7.6
Lorenzo Charles, Sr., NCS.....	18.1	John Salley, Jr., GT.....	7.1
Brad Daugherty, Jr., UNC.....	17.3	Vincent Hamilton, Sr., Clem.....	6.9

**NCAA STATS:** Georgia Tech's John Salley is sixth in field goal percentage (.627) ... Wake Forest sophomore Tyrone (Muggsy) Bogues is 12th in assists (7.1).



## 1986

**Duke - ACC Champion**  
**Len Bias, Maryland - ACC Player of the Year**  
**Tom Hammonds, GT - ACC Rookie of the Year**  
**Mike Krzyzewski, Duke - ACC Coach of the Year**



Duke captured the school's first ACC Tournament championship since 1980, edging Georgia Tech 68-67 in the title game ... the Blue Devils advanced to the NCAA title game, where a four-point loss to Louisville in Dallas ended a 37-3 season ... Duke finished atop a conference that included fellow top-10 teams Georgia Tech and North Carolina ... Duke started the season 17-0 before dropping a 95-92 decision at North Carolina in the first game played in the Student Activities Center (now the Dean E. Smith Center), a 21,000-plus facility that replaced Carmichael Auditorium ... UNC bid farewell to Carmichael with a 90-79 win over NC State (J4) ... NC State coach Jim Valvano called for the ball at the end of the game and jokingly tossed in a layup to represent the "last basket" scored in the arena (the Wolfpack's Nate McMillan scored the "real" last basket, and the final Tar Heel field goal was by Buzz Peterson) ... the NBA Draft saw ACC players go 1, 2 and 3 overall, with UNC's Brad Daugherty going first to Cleveland, Maryland's Len Bias second to Boston and NC State's Chris Washburn third to Golden State; Duke's Johnny Dawkins and Mark Alarie and Georgia Tech's John Salley were other first-round selections ... Clemson's Grayson Marshall set an ACC record with 20 assists in a 83-57 win over Maryland-Eastern Shore (N25) ... Duke's Mike Krzyzewski was named ACC Coach of the Year for the second time ... Tom Hammonds was selected as the ACC Rookie of the Year, marking the fourth-straight year a Yellow Jacket had won the award.

### 1985-86 Final Standings

Team	ACC						Overall			
	AP	UPI	W	L	For	Opp	W	L	For	Opp
Duke	1	1	12	2	79.4	70.6	37	3	79.9	67.2
Georgia Tech	6	6	11	3	71.1	65.9	27	7	75.1	63.6
North Carolina	8	8	10	4	80.9	75.0	28	6	86.6	69.0
N.C. State		7	7	7	64.5	65.4	21	13	70.6	63.2
Virginia		7	7	7	68.7	66.7	19	11	70.4	64.9
Maryland		6	8	8	68.3	69.0	19	14	70.4	65.6
Clemson		3	11	11	68.9	73.6	19	15	74.9	67.5
Wake Forest		0	14	14	55.2	70.6	8	21	59.8	67.3

**Vs. Non-Conference:** 115-27 (.810)      **Vs. Non-ACC Ranked Teams:** 13-9  
**NCAA:** (6 teams: 13-6)      **NIT:** (1 team: 2-1)  
**Teams Ranked:** Duke, Georgia Tech, Maryland No. Carolina, NC State, Virginia

### 1986 ACC Tournament, Greensboro, N.C. (March 7-8-9)

**Quarterfinals** - #1 Duke d. #8 Wake Forest 68-60; #5 Virginia d. #4 N.C. State 64-62; #2 Georgia Tech d. #7 Clemson 79-61; #6 Maryland d. #3 North Carolina 85-75.  
**Semifinals** - Duke d. Virginia 75-70; Georgia Tech d. Maryland 84-62.  
**Finals** - Duke d. Georgia Tech 68-67.

**All-Tournament - First Team** - Johnny Dawkins, Duke; Duane Ferrell, GT; Len Bias, Md.; Mark Alarie, Duke; David Henderson, Duke.  
**Second Team** - John Salley, GT; Mark Price, GT; Tom Hammonds, GT; Tom Sheehy, UVA; Olden Polynice, UVA.  
**Everett Case Award** - Johnny Dawkins, Duke (20.0 points, 4.7 rebounds, 4.3 assists)

### All-Atlantic Coast Conference

First Team	• unanimous	Second Team
Len Bias, Sr., Md.	• 250	Olden Polynice, Jr., UVA..... 134
Brad Daugherty, Sr., UNC	249	Chris Washburn, So., NCS..... 111
Johnny Dawkins, Sr., Duke	243	Kenny Smith, Jr., UNC..... 82
Mark Price, Sr., GT	236	Steve Hale, Sr., UNC..... 75
Mark Alarie, Sr., Duke	201	John Salley, Sr., GT..... 64

**Player of the Year:** Len Bias, Sr., Md. (81); Johnny Dawkins, Sr., Duke (40); Brad Daugherty, Sr., UNC (5); Mark Price, Sr., GT (5); Mark Alarie, Sr., Duke (1); David Henderson, Sr., Duke (1).  
**Coach of the Year:** Mike Krzyzewski, Duke (80); Terry Holland, UVA (31); Jim Valvano, NCS (11); Dean Smith, UNC (6); Bobby Cremins, GT (3); Lefty Driesell, Md. (1); Cliff Ellis, Clem (1).  
**Rookie of the Year (5+):** Tom Hammonds, GT (120); Jeff Lebo, UNC (8)

### Statistical Leaders

Scoring (NCAA rank)	Rebounding
Len Bias, Sr., Md. .... (8) 23.2	Horace Grant, Jr., Clem..... (10) 10.5
Johnny Dawkins, Sr., Duke ... (46) 20.2	Brad Daugherty, Sr., UNC ..... 9.0
Brad Daugherty, Sr., UNC .... (47) 20.2	Olden Polynice, Jr., Va. .... 8.0
Chris Washburn, So., NCS ..... 17.6	Len Bias, Sr., Md. .... 7.0
Mark Alarie, Sr., Duke ..... 17.2	Chris Washburn, So., NCS ..... 6.7

**NCAA STATS:** UNC's Brad Daugherty is the first ACC player to lead the nation in field goal percentage (.648) ... Wake's Tyrone (Muggsy) Bogue is third in assists (8.4).

## 1987

**NC State - ACC Champion**  
**Horace Grant, Clemson - ACC Player of the Year**  
**J.R. Reid, UNC - ACC Rookie of the Year**  
**Cliff Ellis, Clemson - ACC Coach of the Year**



Four years after their improbable NCAA championship, coach Jim Valvano and the NC State Wolfpack rediscovered the magic ... after struggling to a sixth-place regular-season finish, the Wolfpack won the ACC Tournament with a 68-67 win over a top-ranked North Carolina team that had posted a 14-0 ACC record during the regular season ... tournament MVP Vinny Del Negro's free throws provided the Wolfpack with its winning margin ... the title was the Wolfpack's 10th, tying UNC for tops in the league ... Maryland's Bob Wade became the league's first African-American head coach ... Clemson stormed to a 17-0 overall and 4-0 ACC start for the first time in program history, and the Tigers' Cliff Ellis was voted coach of the year ... six ACC teams played in the NCAA Tournament but each fell short in its bid for the Final Four ... the Tar Heels tied the school record for wins (32) held by the 1957 and 1982 NCAA title teams ... for the first time as a member of the ACC, Virginia had five players average in double figures ... Wake Forest's 5'3" guard Tyrone "Muggsy" Bogue was a first-team All-ACC selection ... Maryland's Derrick Lewis turned in the league's eighth "double-double" with 29 points, 23 rebounds and 12 blocked shots in a 90-76 win over James Madison (J28) ... Lewis became the only player in ACC history to be named first-team All-ACC while playing for a team that finished winless in league play ... Clemson posted a 73-point win, 112-39, over Armstrong State (D17) ... Wake Forest snapped a 22-game ACC losing streak with a 69-58 win over Maryland (F2).

### 1986-87 Final Standings

Team	ACC						Overall			
	AP	UPI	W	L	For	Opp	W	L	For	Opp
North Carolina	2	3	14	0	91.1	75.5	32	4	91.3	74.9
Clemson	13	15	10	4	82.9	81.1	25	6	86.1	71.5
Duke	17	x	9	5	73.8	69.7	24	9	77.2	67.3
Virginia		8	6	6	71.0	70.5	21	10	74.2	68.4
Georgia Tech		7	7	7	71.1	72.2	16	13	70.7	68.5
N.C. State		6	8	8	72.2	73.4	20	15	77.5	74.8
Wake Forest		2	12	12	66.4	74.9	14	15	68.9	68.1
Maryland		0	14	14	68.1	79.2	9	17	71.7	73.3

**Vs. Non-Conference:** 98-26 (.790)      **Vs. Non-ACC Ranked Teams:** 5-12  
**NCAA:** (6 teams: 5-6)      **NIT:** (1 team: 2-1)  
**Teams Ranked During Season:** Clemson, Duke, Ga. Tech, No. Carolina, NC State

### 1987 ACC Tournament, Landover, Md. (March 6-7-8)

**Quarterfinals** - #1 North Carolina d. #8 Maryland 82-63; #4 Virginia d. #5 Georgia Tech 55-54; #7 Wake Forest d. #2 Clemson 69-62; #6 N.C. State d. #3 Duke 71-64 (ot).  
**Semifinals** - North Carolina d. Virginia 84-82 (2ot); N.C. State d. Wake Forest 77-73 (2ot)  
**Finals** - N.C. State d. North Carolina 68-67.

**All-Tournament - First Team** - Tyrone Bogue, WF; Vinny Del Negro, NCS; Andrew Kennedy, UVA; Jeff Lebo, UNC; Joe Wolf, UNC.  
**Second Team** - Bennie Bolton, NCS; Chucky Brown, NCS; J.R. Reid, UNC; Charles Shackleford, NCS; Kenny Smith, UNC.  
**Everett Case Award** - Vinny Del Negro, NC State (14.0 points, 7.7 rebounds)

### All-Atlantic Coast Conference

First Team	• unanimous	Second Team
Horace Grant, Sr., Clem	245	J.R. Reid, Fr., UNC..... 159
Kenny Smith, Sr., UNC	242	Danny Ferry, So., Duke ..... 129
Joe Wolf, Sr., UNC	184	Andrew Kennedy, Sr., UVA ..... 117
Derrick Lewis, Jr., Md.	182	Tommy Amaker, Sr., Duke ..... 115
Tyrone Bogue, Jr., WF	160	Duane Ferrell, Jr., GT ..... 89

**Player of the Year:** Horace Grant, Sr., Clem (102); Kenny Smith, Sr., UNC (27); Derrick Lewis, Jr., Md. (7); Tyrone "Muggsy" Bogue, Sr., WF (2); Joe Wolf, Sr., UNC (2).  
**Coach of the Year:** Cliff Ellis, Clem (64); Mike Krzyzewski, Duke (44); Dean Smith, UNC (27); Terry Holland, UVA (2); Bob Staak, WF (2); Bob Wade, Md. (1).  
**Rookie of the Year:** J.R. Reid, UNC (135); Sam Ivy, WF (5).

### Statistical Leaders

Scoring (NCAA rank)	Rebounding
Horace Grant, Sr., Clem ..... (53) 21.0	Horace Grant, Sr., Clem ..... (28) 9.6
Derrick Lewis, Jr., Md. .... 19.6	Derrick Lewis, Jr., Md. .... 9.5
Duane Ferrell, Jr., GT ..... 17.9	Danny Ferry, So., Duke ..... 7.8
Kenny Smith, Sr., UNC ..... 16.9	Charles Shackleford, So., NCS ..... 7.6
Andrew Kennedy, Sr., UVA ..... 16.5	Andrew Kennedy, Sr., UVA ..... 7.5

**NCAA STATS:** Wake's Tyrone (Muggsy) Bogue is fourth in assists (8.4) ... Clemson's Michael Tait finishes 10th in 3-point field goal percentage (.515) while teammate Horace Grant is third among field goal percentage leaders (.656).

## 1988

**Duke - ACC Champion**  
**Danny Ferry, Duke - ACC Player of the Year**  
**Dennis Scott, GT - ACC Rookie of the Year**  
**Dean Smith, UNC - ACC Coach of the Year**



After a one-year absence, **Duke** returned to the top of the conference heap, defeating North Carolina in the ACC Tournament finals for coach Mike Krzyzewski's second title in three years ... the title-game win gave Duke three wins over the Tar Heels for the first time since 1966 and, ironically, a spot on the Tar Heels' homecourt in Chapel Hill as the East Regional's No. 2 seed ... Duke eventually reached the Final Four, where it lost to Kansas in the national semifinals ... North Carolina's NCAA run included a wild 123-97 win over Loyola Marymount before losing to Arizona in the West Regional final ... Georgia Tech, Maryland and NC State also made the NCAA tourney field ... North Carolina won its 20th regular-season title and Dean Smith was named ACC Coach of the Year for the seventh time ... Georgia Tech's Dennis Scott became the first ACC player to record a "triple double" in his first college game with 17 points, 10 rebounds and 10 assists in a Nov. 20 win over Alcorn State ... Clemson's Grayson Marshall finished his career as the ACC leader in assists with 857 ... Georgia Tech guard Craig Neal had 10 assists or more in 15 games, including a stretch of nine straight games with 10 or more ... NC State's Chris Corchiani had 10 games with 10 or more assists ... Duke went 10-of-11 from 3-point range in a 101-63 win at Clemson ... The Blue Devils' wins also included a 79-57 victory over a Northwestern team led by former Duke coach Bill Foster.

## 1989

**North Carolina - ACC Champion**  
**Bryant Ferry, Duke - ACC Player of the Year**  
**Bryant Stith, UVA - ACC Rookie of the Year**  
**Jim Valvano, NCS - ACC Coach of the Year**



**North Carolina** won its first ACC title since 1982 and 11th overall, wrapping up the title with a 77-74 win over Duke ... the title game was a physical, closely-played contest that wasn't settled until the Blue Devils' Danny Ferry saw a desperation 70-footer at the buzzer - a tying 3-point shot had it found its mark - glance off the rim ... the ACC Tournament, which was played at The Omni in Atlanta for the third time in seven seasons, also featured a major upset when eighth-seeded Maryland rolled to a 71-49 win over top-seeded NC State in the quarterfinals ... six of the ACC's eight teams qualified for the NCAAs, four reached the Sweet 16, and two - Duke and Virginia - reached regional finals ... the Blue Devils knocked off top-seeded Georgetown in the East Regional final to advance to their third Final Four in four years, but fell to Seton Hall in the national semifinals in Seattle ... Ferry, the ACC Player of the Year for the second straight year, set an ACC single-game scoring record with 58 points against Miami (D10); Ferry made 23-of-26 field goals and 10-of-12 from the foul line ... Clemson's Cliff Ellis suspended six key players for violating study hall rules prior to the Jan. 29 game at Duke ... the shorthanded Tigers were forced to suit up team manager Dennis Hopf, who played the final two minutes of the Blue Devils' 92-62 win and had his only field goal attempt blocked ... NC State's Chris Corchiani had 13 games with 10 or more assists.

### 1987-88 Final Standings

Team	AP			ACC			Overall			
	UPI	W	L	For	Opp	W	L	For	Opp	
North Carolina	7	7	11	3	78.9	70.1	27	7	82.1	73.2
N.C. State	14	13	10	4	77.1	73.1	24	8	83.0	71.8
Duke	5	5	9	5	83.6	72.8	28	7	83.8	68.8
Georgia Tech	8	6	8	6	81.0	78.8	22	10	81.7	74.0
Maryland	6	8	8	8	74.9	76.3	18	13	75.8	71.8
Virginia	5	9	5	9	65.4	70.2	13	18	66.8	67.5
Clemson	4	10	6	10	68.7	79.2	14	15	74.3	72.0
Wake Forest	3	11	3	11	70.6	79.9	10	18	72.4	76.6

**Vs. Non-Conference:** 93-33 (.738)      **Vs. Non-ACC Ranked Teams:** 5-6  
**NCAA:** (5 teams: 9-5)      **NIT:** (1 team: 0-1)  
**Teams Ranked During Season:** Duke, Georgia Tech, North Carolina, NC State

### 1988-89 Final Standings

Team	AP			ACC			Overall			
	UPI	W	L	For	Opp	W	L	For	Opp	
NC State	19	18	10	4	83.6	77.6	22	9	84.5	74.0
Duke	9	7	9	5	82.4	75.4	28	8	86.5	69.8
Virginia	9	5	9	5	78.5	75.4	22	11	81.9	78.0
North Carolina	5	5	9	5	87.6	81.4	29	8	90.0	79.7
Georgia Tech	8	6	8	6	75.4	76.4	20	12	80.2	74.2
Clemson	7	7	7	7	79.2	80.7	19	11	79.8	75.6
Wake Forest	3	11	7	11	76.1	83.0	13	15	76.1	76.9
Maryland	1	13	1	13	68.4	81.2	9	20	69.2	101.7

**Vs. Non-Conference:** 99-31 (.762)      **Vs. Non-ACC Ranked Teams:** 8-15  
**NCAA:** (6 teams: 12-6)      **NIT:** (1 team: 1-1)  
**Teams Ranked During Season:** Duke, Georgia Tech, North Carolina, NC State

### 1988 ACC Tournament, Greensboro, N.C. (March 11-12-13)

**Quarterfinals** - #1 North Carolina d. #8 Wake Forest 83-62; #5 Maryland d. #4 Georgia Tech 84-67; #2 N.C. State d. #7 Clemson 79-77; #3 Duke d. #6 Virginia 60-48.  
**Semifinals** - North Carolina d. Maryland 74-64; Duke d. N.C. State 73-71.  
**Finals** - Duke d. North Carolina 65-61.

**All-Tournament - First Team** - Danny Ferry, Duke; J.R. Reid, UNC; Robert Brickey, Duke; Scott Williams, UNC; Charles Shackelford, NCS.  
**Second Team** - Jeff Lebo, UNC; Quinn Snyder, Duke; Keith Gatlin, Md.; Vinny Del Negro, NCS; Rodney Monroe, NCS.  
**Everett Case Award** - Danny Ferry, Duke (18.0 points, 8.0 rebounds)

### All-Atlantic Coast Conference

First Team	• unanimous	Second Team	
Danny Ferry, Jr., Duke	• 239	Duane Ferrell, Sr., GT	162
J.R. Reid, So., UNC	• 239	Jeff Lebo, Jr., UNC	123
Tom Hammonds, Jr., GT	221	Sam Ivy, So., WF	102
Vinny Del Negro, Sr., NCS	175	Mel Kennedy, Jr., UVA	82
Charles Shackelford, Jr., NCS	170	Derrick Lewis, Sr., Md.	69

**Player of the Year:** Danny Ferry, Jr., Duke (90); J.R. Reid, So., UNC (25); Tom Hammonds, Jr., GT (8); Duane Ferrell, Sr., GT (2).  
**Coach of the Year:** Dean Smith, UNC (39); Jim Valvano, NCS (38); Bobby Cremins, GT (15); Bob Wade, Md. (14); Mike Krzyzewski, Duke (7); Bob Staak, WF (7).  
**Rookie of the Year:** Dennis Scott, GT (103); Chris Corchiani, NCS (14); Brian Williams, Md. (8).

### Statistical Leaders

Scoring (NCAA rank)	Rebounding		
Danny Ferry, Jr., Duke	19.1	Charles Shackelford, Jr., NCS	(30) 9.6
Tom Hammonds, Jr., GT	18.9	J.R. Reid, So., UNC	8.9
Elden Campbell, So., Clem	18.8	Dale Davis, Fr., Clem	7.7
Sam Ivy, So., WF	18.6	Derrick Lewis, Sr., Md.	7.6
Duane Ferrell, Sr., GT	18.6	Sam Ivy, So., WF	7.6

**NCAA STATS:** Georgia Tech's Craig Neal finishes third in assists per game (9.5) and NC State freshman Chris Corchiani (7.3) is 15th ... Clemson's Elden Campbell is 10th in field goal percentage (.629).

### 1989 ACC Tournament, Atlanta, Ga. (March 10-11-12)

**Quarterfinals** - #8 Maryland d. #1 NC State 71-49; #4 North Carolina d. #5 Georgia Tech 77-62; #2 Duke d. #7 Wake Forest 88-64; #3 Virginia d. #6 Clemson 90-73.  
**Semifinals** - North Carolina d. Maryland 88-58; Duke d. Virginia 69-58.  
**Finals** - North Carolina d. Duke 77-74.

**All-Tournament - First Team** - Danny Ferry, Duke; J.R. Reid, UNC; Jeff Lebo, UNC; Tony Massenbourg, Md.; Phil Henderson, Duke.  
**Second Team** - Rick Fox, UNC; Steve Bucknall, UNC; Christian Laettner, Duke; Chris King, WF; Bryant Stith, UVA.  
**Everett Case Award** - J.R. Reid, North Carolina (16.0 points, 8.0 rebounds)

### All-Atlantic Coast Conference

First Team	• unanimous	Second Team	
Danny Ferry, Sr., Duke	• 200	Chris Corchiani, So., NCS	127
Tom Hammonds, Sr., GT	• 200	Elden Campbell, Jr., Clem	98
Chucky Brown, Jr., NCS	148	Brian Oliver, Jr., GT	83
Rodney Monroe, So., NCS	145	Kevin Madden, So., UNC	74
Richard Morgan, Jr., UVA	132	Steve Bucknall, Jr., UNC	60

**Player of the Year:** Danny Ferry, Sr., Duke (104); Tom Hammonds, Sr., GT  
**Coach of the Year:** Jim Valvano, NCS (56); Terry Holland, UVA (38); Dean Smith, UNC (10); Mike Krzyzewski, Duke (4); Cliff Ellis, Clem. (1).  
**Rookie of the Year:** Bryant Stith, UVA (83); Jerrod Mustaf, Md. (23); Chris King, WF (3).

### Statistical Leaders

Scoring (NCAA rank)	Rebounding		
Danny Ferry, Sr., Duke	(31) 22.6	Dale Davis, So., Clem	8.9
Rodney Monroe, So. NCS	(53) 21.4	Chucky Brown, Sr., NCS	8.8
Tom Hammonds, Sr., GT	(59) 20.9	Tom Hammonds, Jr., GT	8.1
Richard Morgan, Sr., UVA	(65) 20.4	Tony Massenbourg, Jr., Md.	7.8
Dennis Scott, So., GT	(70) 20.3	Jerrod Mustaf, Fr., Md.	7.8

**NCAA STATS:** NC State sophomore Chris Corchiani is second among assists leaders (8.6) ... Dale Davis of Clemson is third in field goal percentage (.670) while teammate Elden Campbell is ninth in blocked shots (3.0) ... Georgia Tech's Dennis Scott ranks ninth in three-point field goals per game (3.6).

## 1990

**Georgia Tech - ACC Champion**  
**Dennis Scott GT - ACC Player of the Year**  
**Kenny Anderson, GT - ACC Rookie of the Year**  
**Cliff Ellis, Clemson - ACC Coach of the Year**



## 1991

**Duke - National Champion**  
**North Carolina - ACC Champion**  
**Rodney Monroe, NCS - ACC Player of the Year**  
**Rodney Rogers, WF - ACC Rookie; Dave Odom, WF - ACC Coach**



The ACC Tournament returned to Charlotte after a 20 year absence, and **Georgia Tech** found the Queen City's new Coliseum to its liking ... led by MVP Brian Oliver, Dennis Scott and Kenny Anderson, the Yellow Jackets won their second league crown with a 70-61 win over Virginia in the championship game ... it marked the first time the ACC Tournament title game did not feature at least one team from the state of North Carolina ... both Georgia Tech and Duke went on to play in the NCAA Final Four, and Clemson, North Carolina and Virginia also made the field ... high drama abounded in the NCAA Tournament, as North Carolina knocked off top-seeded Oklahoma in a second-round game on Rick Fox's buzzer shot, Clemson lost a heartbreaker to Connecticut on a long pass last-second shot in the East Regional semis, and Duke downed Connecticut in the East Regional final on Christian Laettner's short jumper at the buzzer ... Clemson finished first in the ACC regular-season standings for the first time in school history ... Gary Williams made his debut as Maryland coach ... Williams' first game saw the Terps fall behind Delaware State by 14 points in the first half before rallying for a 87-53 win ... Georgia Tech's Kenny Anderson was voted the ACC Rookie of the Year and was a member of Tech's "Lethal Weapon 3" trio (Anderson, Brian Oliver, Dennis Scott) that combined to average 69.0 points, 17.9 rebounds and 13.3 assists per game.

Making its fourth-straight Final Four appearance, and ninth overall, **Duke** captured the program's first NCAA championship and the ACC's fifth overall defeating Kansas 72-65 in the title game ... the Blue Devils had beaten top-ranked and previously unbeaten UNLV in the national semifinals ... the win over UNLV avenged a 30-point loss to the Runnin' Rebels in the NCAA title game one year earlier ... Christian Laettner captured MVP honors for the Blue Devils, who appeared in the Final Four for the fourth straight year and the fifth time in six years ... Duke was joined in the Final Four by **North Carolina**, which had defeated the Blue Devils 96-74 in the ACC Tournament finals three weeks earlier ... the conference championship was the second in three years for the Tar Heels and 12th overall ... NC State, under first-year coach Les Robinson, also made the NCAA Tournament field, as did Georgia Tech, Virginia and Wake Forest ... Wake Forest second-year coach Dave Odom was voted ACC Coach of the Year, a first for the Demon Deacons since Bones McKinney in 1961 ... North Carolina and NC State played on back-to-back nights (F6/F7) after the outbreak of the Persian Gulf War forced postponement of the scheduled January game in Chapel Hill ... NC State's Chris Corchiani finished as the NCAA all-time leader in assists with 1,038 ... Jeff Jones succeeded Terry Holland as Virginia's basketball coach ... NC State had only two turnovers in a 90-83 win over Georgia Tech (J13).

### 1989-90 Final Standings

Team	AP			ACC			Overall			
	U	I	W	L	For	Opp	W	L	For	Opp
Clemson	17	17	10	4	78.9	77.2	26	9	79.3	69.9
Duke	15	14	9	5	84.3	81.0	29	9	89.1	76.6
Georgia Tech	9	7	8	6	86.4	81.6	28	7	88.5	80.8
North Carolina			8	6	79.6	76.5	21	13	82.6	77.9
Virginia			6	8	70.0	75.4	20	12	72.5	69.9
NC State			6	8	81.9	79.9	18	12	82.3	75.1
Maryland			6	8	76.1	83.0	19	14	83.9	77.6
Wake Forest			3	11	69.4	77.4	12	16	68.8	69.4

**Vs. Non-Conference:** 110-29 (.791)      **Vs. Non-ACC Ranked Teams:** 13-11  
**NCAA:** (5 teams: 14-5)      **NIT:** (1 team: 1-1)  
**Teams Ranked During Season:** Clemson, Duke, Ga. Tech, No. Carolina, NC State

### 1990-91 Final Standings

Team	AP			ACC			Overall			
	U	I	W	L	For	Opp	W	L	For	Opp
Duke	6	6	11	3	84.4	73.4	32	7	87.7	73.4
North Carolina	4	4	10	4	85.3	75.9	29	6	87.6	71.6
Wake Forest			8	6	81.9	79.8	19	11	80.5	74.9
NC State	x	24	8	6	83.6	85.2	20	11	89.3	83.5
Georgia Tech			6	8	78.6	79.1	17	13	82.5	77.0
Virginia			6	8	73.4	74.4	21	12	74.3	68.5
Maryland			5	9	78.6	86.7	16	12	80.2	79.4
Clemson			2	12	67.2	78.6	11	17	73.7	76.7

**Vs. Non-Conference:** 98-26 (.790)      **Vs. Non-ACC Ranked Teams:** 15-12  
**NCAA:** (6 teams: 13-5 - Duke Champion)      **NIT:** (0 teams: 0-0)  
**Teams Ranked During Season:** Duke, Georgia Tech, North Carolina, Virginia

### 1990 ACC Tournament, Charlotte, N.C. (March 9-10-11)

**Quarterfinals** - #1 Clemson d. #8 Wake Forest 79-70; #5 Virginia d. #4 North Carolina 92-85 (OT); #2 Duke d. #7 Maryland 104-84; #3 Georgia Tech d. #6 NC State 76-67.  
**Semifinals** - Virginia d. Clemson 69-66; Georgia Tech d. Duke 83-72.  
**Finals** - Georgia Tech d. Virginia 70-61.

**All-Tournament - First Team** - Dennis Scott, GT; Bryant Stith, UVA; Brian Oliver, GT; Kenny Anderson, GT; Phil Henderson, Duke.  
**Second Team** - Anthony Oliver, UVA; Christian Laettner, Duke; Kenny Turner, UVA; Dale Davis, Clem.; John Crotty, UVA.  
**Tournament MVP** - Brian Oliver, Georgia Tech (23.3 points, 5.0 rebounds)

### All-Atlantic Coast Conference

First Team	Second Team	Third Team
Dennis Scott, Jr., GT ... 192	Rodney Monroe, Jr., NCS ... 123	Chris Corchiani, Jr., NCS ... 59
Bryant Stith, So., UVA ... 159	Christian Laettner, So., Duke ... 117	Rick Fox, Jr., UNC ... 31
Kenny Anderson, Fr., GT ... 149	Brian Oliver, Sr., GT ... 109	John Crotty, Jr., UVA ... 21
Dale Davis, Jr., Clm. ... 146	Phil Henderson, Sr., Duke ... 76	Jerrold Mustaf, So., Md. ... 18
Elden Campbell, Sr., Clm. ... 138	Tony Massenburg, Sr., Md. ... 71	Alaa Abdelnaby, Sr., Duke ... 14

**Player of the Year:** Dennis Scott, Jr., GT (77); Dale Davis, Jr., Clem., (4); Kenny Anderson, Fr., GT (2); Elden Campbell, Sr., Clem., (2); Bryant Stith, UVA, (2); Tony Massenburg, Sr., Md. (1).  
**Coach of the Year:** Cliff Ellis, Clem (57); Gary Williams, Md., (15); Terry Holland, UVA (12); Mike Krzyzewski, Duke (3); Bobby Cremins, GT (1).  
**Rookie of the Year:** Kenny Anderson, GT (89); Bobby Hurley, Duke (2).

### Statistical Leaders

Scoring (NCAA rank)	Rebounding
Dennis Scott, Jr., GT ... (9) 27.7	Dale Davis, Jr., Clem ... (13) 11.3
Rodney Monroe, Jr. NCS ... (25) 23.2	Tony Massenburg, Sr., Md. ... 10.1
Brian Oliver, GT ... (43) 21.3	Christian Laettner, So. Duke ... 9.6
Bryant Stith, So., UVA ... (50) 20.8	Elden Campbell, Sr., Clem ... 8.0
Kenny Anderson, Fr., GT ... (60) 20.6	Jerrold Mustaf, So., Md. ... 7.7

**NCAA STATS:** Clemson's Dale Davis is 10th in field goal percentage and Duke's Alaa Abdelnaby is 14th (.620) ... NC State's Chris Corchiani finishes eighth in assists (7.9).

### 1991 ACC Tournament, Charlotte, N.C. (March 8-9-10)

**Quarterfinals** - #1 Duke bye; #4 NC State d. #5 Georgia Tech 82-68; #2 North Carolina d. #7 Clemson 67-59; #6 Virginia d. #3 Wake Forest 70-66.  
**Semifinals** - Duke d. NC State 93-72; North Carolina d. Virginia 76-71.  
**Finals** - North Carolina d. Duke 96-74.

**All-Tournament - First Team** - Christian Laettner, Duke; Rick Fox, UNC; John Crotty, UVA; Hubert Davis, UNC; Rodney Monroe, NCS.  
**Second Team** - Pete Chilcutt, UNC; King Rice, UNC; Greg Koubek, Duke; Chris Corchiani, NCS; Grant Hill, Duke.  
**Tournament MVP** - Rick Fox, North Carolina (17.3 points, 9.0 rebounds)

### All-Atlantic Coast Conference

First Team	Second Team	Third Team
Kenny Anderson, So., GT ... 186	Chris Corchiani, Sr., NCS ... 131	John Crotty, Sr., UVA ... 33
Christian Laettner, Jr., Duke ... 185	Dale Davis, Sr., Clm ... 113	Pete Chilcutt, Sr., UNC ... 78
Rodney Monroe, Sr., NCS ... 185	Rodney Rogers, Fr., WF ... 69	Bobby Hurley, So., Duke ... 17
Bryant Stith, Jr., UVA ... 151	Tom Gugliotta, Jr., NCS ... 54	Matt Roe, Sr., Md. ... 14
Rick Fox, Sr., UNC ... 141	Malcolm Mackey, So., GT ... 44	Thomas Hill, So., Duke ... 13

**Player of the Year:** Rodney Monroe, Sr., NCS (54); Christian Laettner, Jr., Duke (32); Kenny Anderson, So., GT (21).  
**Coach of the Year:** Dave Odom, WF (38); Les Robinson, NCS (34); Gary Williams, Md. (20); Mike Krzyzewski, Duke (5); Dean Smith, UNC (5); Jeff Jones, UVA (3)  
**Rookie of the Year:** Rodney Rogers, WF (103); Grant Hill, Duke (1).

### Statistical Leaders

Scoring (NCAA rank)	Rebounding
Rodney Monroe, Sr., NCS ... (9) 27.0	Dale Davis, Sr., Clem ... (10) 12.1
Kenny Anderson, So., GT ... (11) 25.9	Malcolm Mackey, So., GT ... (21) 10.7
Bryant Stith, Jr., UVA ... 19.8	Tom Gugliotta, Jr., NCS ... 9.1
Christian Laettner, Jr., Duke ... 19.8	Christian Laettner, Jr., Duke ... 8.7
Dale Davis, Sr., Clem ... 17.9	Cedric Lewis, Sr., Md. ... 8.3

**NCAA STATS:** NC State's Chris Corchiani leads the nation in the assists (9.6), Duke's Bobby Hurley (7.4) is 12th ... NC State's Rodney Monroe is 11th in 3-point field goals per game (3.4) ... UNC's Hubert Davis finishes 13th in 3-point field goal percentage (.489).



## 1992

**Duke - ACC & National Champion**  
**Christian Laettner, Duke - ACC Player of the Year**  
**Bob Sura, FSU - ACC Rookie of the Year**  
**Pat Kennedy, FSU - ACC Coach of the Year**



Duke became the first program since the UCLA dynasty of the late 1960s and early '70s to win back-to-back national titles ... the Blue Devils capped a near-perfect season with a 20-point win over Michigan in the NCAA title game at Minneapolis ... Duke's only losses of the season were a two-point road loss to North Carolina and four-point loss at Wake Forest ... Duke won the ACC Tournament for the third time under head coach Mike Krzyzewski, downing defending champion North Carolina 94-74 in the championship game ... the Blue Devils were led by consensus National Player of the Year Christian Laettner and point guard Bobby Hurley, who overcame a foot injury that sidelined him for most of February and returned in time to help key Duke's national title run ... the Blue Devils' title run included the dramatic 104-103 win over Kentucky in the East Regional final, which saw Laettner win the game with a quick dribble and jump shot at the buzzer after taking a long inbound pass from Grant Hill ... the ACC emerged a double national winner as Virginia captured the NIT ... UVA's Bryant Stith scored 24 points to lead an 81-76 overtime win over Notre Dame in the NIT finals ... it was the second NIT title for the Cavaliers, who also won the event in 1980, and the fourth for the ACC ... in its' ACC debut, Florida State finished 22-10 overall and second in the ACC with an 12-4 league mark ... FSU's Pat Kennedy was named ACC Coach of the Year and Bob Sura was selected as ACC Rookie of the Year ... in league play, Clemson set an ACC record scoring 24 points in overtime as the Tigers beat Georgia Tech 95-78 (F5).

### 1991-92 Final Standings

Team	AP			ACC			Overall		
	UPI	W	L	For	Opp	W	L	For	Opp
Duke	1	14	2	84.5	72.6	34	2	88.0	72.6
Florida State	20	11	5	82.5	79.3	22	10	80.2	75.0
North Carolina	18	9	7	84.3	81.6	23	10	83.5	75.6
Georgia Tech		8	8	77.4	76.4	23	12	80.4	74.5
Virginia		8	8	67.4	66.3	20	13	70.0	65.2
Wake Forest		7	9	73.3	73.0	17	12	74.6	68.4
NC State		6	10	77.4	83.8	12	18	77.2	81.2
Maryland		5	11	77.6	82.3	14	15	81.0	78.9
Clemson		4	12	71.3	80.4	14	14	76.6	75.5

**Vs. Non-Conference:** 99-26 (.792)      **Vs. Non-ACC Ranked Teams:** 19-6  
**NCAA:** (5 teams; 12-4 - Duke Champion)      **NIT:** (1 team 5-0 - Virginia champion)  
**Teams Ranked:** Duke, Florida State, Georgia Tech, North Carolina, Wake Forest

### 1992 ACC Tournament, Charlotte, N.C. (March 12-13-14-15)

**First Round** - #8 Maryland d. #9 Clemson 81-75.  
**Quarterfinals** - #4 Georgia Tech d. #5 Virginia 68-56; #1 Duke d. #8 Maryland 94-87; #2 Florida State d. #7 NC State 93-80; #3 North Carolina d. #6 Wake Forest 80-65.  
**Semifinals** - Duke d. Georgia Tech 89-76; North Carolina d. Florida State 80-76.  
**Finals** - Duke d. North Carolina 94-74.

**All-Tournament - First Team** - Christian Laettner, Duke; Hubert Davis, UNC; Bobby Hurley, Duke; George Lynch, UNC; Brian Davis, Duke.  
**Second Team** - Walt Williams, Md.; Grant Hill, Duke; Rodney Rogers, WF; Charlie Ward, FSU; Malcolm Mackey, GT.  
**Everett Case Award** - Christian Laettner, Duke (24.3 points, 10.3 rebounds)

### All-Atlantic Coast Conference

First Team	Second Team	Third Team
Christian Laettner, Sr., Duke ... 314	Hubert Davis, Sr., UNC ... 241	Malcom Mackey, Jr., GT ... 127
Walt Williams, Sr., Md. .... 310	Bobby Hurley, Jr., Duke .. 232	Jon Barry, Jr., GT ..... 120
Tom Gugliotta, Sr., NCS .... 289	Grant Hill, So., Duke ..... 193	Kevin Thompson, Jr., NCS ... 78
Rodney Rogers, So., WF ... 277	Sam Cassell, Jr., FSU ..... 177	George Lynch, Jr., UNC ... 76
Bryant Stith, Sr., UVA ..... 268	Doug Edwards, Jr., FSU .. 132	Thomas Hill, Jr., Duke ..... 49

**Player of the Year:** Christian Laettner, Sr., Duke (81); Walt Williams, Sr., Md. (23); Tom Gugliotta, Sr., NCS (1); Bryant Stith, Sr., UVA (1); Rodney Rogers, So., WF (1).  
**Coach of the Year:** Pat Kennedy, FSU (86); Mike Krzyzewski, Duke (16); Gary Williams, Md., (3); Cliff Ellis, Clem. (1); Les Robinson, NCS (1).  
**Rookie of the Year:** Bob Sura, FSU (49); James Forrest, GT (39); Sharone Wright, Clem. (17); Travis Best, GT (1).

### Statistical Leaders

Scoring (NCAA rank)	Rebounding
Walt Williams, Sr., Md. .... (6) 26.8	Tom Gugliotta, Sr., NCS ..... (32) 9.8
Tom Gugliotta, Sr., NCS ..... (23) 22.5	Doug Edwards, Jr., FSU ..... 9.0
Christian Laettner, Sr., Duke .. (33) 21.5	Malcolm Mackey, Jr., GT ..... 9.0
Hubert Davis, Sr., UNC ..... (34) 21.4	George Lynch, Jr., UNC ..... 8.8
Bryant Stith, Sr., UVA ..... (48) 20.7	Rodney Rogers, So., WF ..... 8.5

## 1993

**North Carolina - National Champion**  
**Georgia Tech - ACC Champion**  
**Rodney Rogers, WF - ACC Player of the Year**  
**Martice Moore, GT - ACC Rookie; Dean Smith, UNC, ACC Coach**



The ACC flew a national championship banner for the third straight season as **North Carolina** captured its third NCAA crown and second under head coach Dean Smith ... the Tar Heels clinched the title with a 77-71 win over Michigan in the championship game at New Orleans and defeated a Kansas team coached by former UNC assistant (and eventual Tar Heel head coach) Roy Williams in the semifinals ... the NCAA championship was the seventh for an ACC team and the second won by North Carolina at the New Orleans Superdome ... the Tar Heels regrouped to win the NCAA championship after suffering a tough loss to sixth-seeded **Georgia Tech** in the ACC Tournament championship game a little over three weeks earlier ... Tournament MVP James Forrest averaged 26.7 points in three games to lead the Yellow Jackets, who captured their second ACC title in four years at Charlotte and third championship overall ... UNC and Georgia Tech were among six teams in the NCAA Tournament field, joining Duke, Florida State, Virginia and Wake Forest ... the ACC became the first conference to have different teams win back-to-back titles since 1984-85, when the Big East saw Georgetown and Villanova bring home crowns ... for the second straight year, the ACC led all conferences with six players taken in the first round of the NBA Draft ... among the first-round picks was Duke point guard Bobby Hurley, a unanimous first-team All-America selection ... Georgia Tech's Martice Moore was the seventh Yellow Jacket in 11 years to earn ACC Rookie of the Year honors ... on Dec. 15, long-time ACC TV announcer Jim Thacker passed away in Charlotte, N.C.

### 1992-93 Final Standings

Team	AP			ACC			Overall		
	Coach	W	L	For	Opp	W	L	For	Opp
North Carolina	4	14	2	82.6	69.1	34	4	86.1	68.3
Florida State	11	12	4	86.3	81.3	25	10	86.3	79.7
Duke	10	10	6	83.9	73.7	24	8	86.4	71.2
Wake Forest	16	10	6	75.9	71.8	21	9	77.7	70.2
Virginia	x	18	7	72.8	72.6	21	10	74.2	69.3
Georgia Tech	18	x	8	73.7	74.8	19	11	77.7	75.2
Clemson		5	11	75.8	83.3	17	13	79.2	76.7
Maryland		2	14	73.9	84.5	12	16	79.8	79.5
NC State		2	14	66.5	80.4	8	19	68.0	76.7

**Vs. Non-Conference:** 101-20 (.835)      **Vs. Non-ACC Ranked Teams:** 16-10  
**NCAA:** (6 teams; 14-5 - North Carolina Champion)      **NIT:** (1 team 1-1)  
**Teams Ranked:** Duke, Florida State, Georgia Tech, North Carolina, Virginia, Wake Forest

### 1993 ACC Tournament, Charlotte, N.C. (March 11-12-13-14)

**First Round** - #8 Maryland d. #9 NC State 76-55.  
**Quarterfinals** - #7 Clemson d. #2 Florida State 87-75; #6 Georgia Tech d. #3 Duke 69-66; #5 Virginia d. #4 Wake Forest 61-57; #1 North Carolina d. #8 Maryland 102-66.  
**Semifinals** - North Carolina d. Virginia 74-56; Georgia Tech d. Clemson 69-61.  
**Finals** - Georgia Tech d. North Carolina 77-75.

**All-Tournament - First Team** - James Forrest, GT; Eric Montross, UNC; Brian Reese, UNC; Drew Barry, GT; Cory Alexander, UVA.  
**Second Team** - Chris Whitney, Clem.; Sharone Wright, Clem.; Travis Best, GT; George Lynch, UNC; Donald Williams, UNC.  
**Everett Case Award** - James Forrest, GT (26.7 points, 8.7 rebounds)

### All-Atlantic Coast Conference

First Team	Second Team	Third Team
Rodney Rogers, Jr., WF • 348	Sam Cassell, Sr., FSU ..... 260	Thomas Hill, Sr., Duke ..... 119
Bobby Hurley, Sr., Duke 347	R. Childress, So., WF ..... 224	Sharone Wright, So., Clm. 100
Eric Montross, Jr., UNC . 308	Bob Sura, So., FSU ..... 220	Travis Best, So., GT ..... 88
George Lynch, Sr., UNC . 299	Doug Edwards, Sr., FSU . 207	Kevin Thompson, Sr., NCS ... 86
Grant Hill, Jr., Duke ..... 269	Cory Alexander, So., UVA.. 148	Chris Whitney, Sr., Clm ..... 78

**Player of the Year:** Rodney Rogers, Jr., WF (51); Bobby Hurley, Sr., Duke (47); George Lynch, Sr., UNC (2); Eric Montross, Jr., UNC (2).  
**Coach of the Year:** Dean Smith, UNC 64; Dave Odom, WF (20); Pat Kennedy, FSU (11); Les Robinson, NCS (4); Cliff Ellis, Clem. (2).  
**Rookie of the Year:** Martice Moore, GT (46); Johnny Rhodes, Md. (33); Drew Barry, GT (11); Exree Hipp, Md. (4); Chris Collins, Duke (2).

### Statistical Leaders

Scoring	Rebounding
Rodney Rogers, Jr., WF ..... (42) 21.2	Sharone Wright, So., Clem... (20) 10.5
Bob Sura, So., FSU ..... (69) 19.9	Malcolm Mackey, Sr., GT ..... (24) 10.2
Randolph Childress, So., WF (70) 19.7	George Lynch, Sr., UNC ..... 9.6
James Forrest, So., GT ..... 19.5	Doug Edwards, Sr., FSU ..... 9.4
Cory Alexander, So., UVA ..... 18.8	Kevin Thompson, Sr., NCS ..... 9.1

## 1994

**North Carolina - ACC Champion**  
**Grant Hill, Duke - ACC Player of the Year**  
**Joe Smith, Maryland - ACC Rookie of the Year**  
**Dave Odom, WF - ACC Coach of the Year**



The ACC Tournament concluded a run of six straight years at the Charlotte Coliseum, and **North Carolina** emerged champion for the second time in four years and 13th overall ... led by freshman tournament MVP Jerry Stackhouse and senior point guard Derrick Phelps, the Tar Heels defeated Virginia 73-66 in the title game ... Duke All-America forward Grant Hill capped his stellar career by leading the Blue Devils to a first-place ACC regular-season finish and a spot in the NCAA championship game for the third time in four years ... Duke dropped a 76-72 decision to Arkansas in the title game ... North Carolina, Maryland, Wake Forest and Virginia were also in the NCAA Tournament field ... Clemson coach Cliff Ellis stepped down after leading the Tigers to 179-129 record over 10 seasons ... Ellis left as the school's all-time winningest coach ... Maryland's Joe Smith led the ACC with 20 "double-doubles" and was voted ACC Rookie of the Year and National Freshman of the Year ... Steve Phillips of the Salisbury (N.C.) Post was the only voting media member (out of 73) who chose Smith as the ACC's Rookie of the Year during pre-season balloting ... Florida State Heisman Trophy winner Charlie Ward was named MVP of the annual NABC All-Star game held during the Final Four ... Ward, a talented two-sport athlete who averaged 10.5 points for the Seminoles as a senior, had 13 points, seven assists and seven rebounds to lead his East team to a 77-73 win ... Wake's Randolph Childress scored 10 or more points in 53 straight games ... Clemson attempted 42 three-point field goals in a 106-62 loss at North Carolina (J15).

## 1995

**Wake Forest - ACC Champion**  
**Joe Smith, Maryland - ACC Player of the Year**  
**Greg Buckner, Clemson - ACC Rookie of the Year**  
**Dave Odom, WF, ACC Coach of the Year**



Randolph Childress' electrifying three days in Greensboro lifted **Wake Forest** to its first ACC Tournament championship since back-to-back titles in 1961 and 1962 ... Childress capped his heroics by penetrating and hitting a short jumper with four seconds left to give the Demon Deacons an 82-80 overtime win over defending champion North Carolina in the title game ... Childress scored 107 points in Wake's three tournament wins, breaking the old mark of 106 points set by North Carolina's Lenny Rosenbluth in 1957 ... all four of the ACC's representatives - North Carolina, Maryland, Virginia and Wake Forest - reached the Sweet 16 of the NCAA Tournament, and North Carolina reached the Final Four in Seattle before dropping a 75-68 decision to Arkansas ... the ACC had two different players - Maryland's Joe Smith and North Carolina's Jerry Stackhouse - earn National Player of the Year honors, and both players were unanimous All-America selections ... Duke played from early January on without head coach Mike Krzyzewski, who was sidelined following back surgery ... eight ACC players, including Smith and Stackhouse, were taken in the first round of the NBA Draft ... Florida State's Bob Sura turned a "triple-double" with a 19-point, 12-rebound, 12-assist performance in 107-79 win over NC State (J15) ... Maryland scored a school-record 85 second half points in a 138-72 win over Morgan State (D23) ... NC State ended a 19-game ACC road losing streak with a 77-60 win at Duke (F18) ... Virginia staged one of the biggest comebacks in ACC history, rallying from a 23-point deficit in the second to half to defeat 16th-ranked Duke 91-88 in two overtimes.

### 1993-94 Final Standings

Team	AP Coach	ACC			Overall					
		W	L	For	Opp	W	L	For	Opp	
Duke	6	2	12	4	78.8	69.6	28	6	77.6	67.3
North Carolina	1	8	11	5	81.5	73.6	28	7	85.6	72.4
Wake Forest	9	7	68.8	67.2	21	12	71.3	65.5		
Virginia	8	8	64.8	68.1	18	13	64.1	65.7		
Maryland	x	20	8	8	74.5	72.6	18	12	80.0	73.2
Georgia Tech	7	9	76.8	76.1	16	13	75.9	73.4		
Florida State	6	10	73.2	77.4	13	14	77.0	74.8		
Clemson	6	10	70.1	72.6	18	16	75.2	72.9		
NC State	5	11	67.9	79.1	11	19	69.1	74.7		

**Vs. Non-Conference:** 91-32 (.740)      **Vs. Non-ACC Ranked Teams:** 14-13  
**NCAA:** (5 teams; 10-5)      **NIT:** (2 teams; 1-2)  
**Teams Ranked:** Duke, Georgia Tech, Maryland, North Carolina, Virginia

### 1994-95 Final Standings

Team	AP Coach	ACC			Overall					
		W	L	For	Opp	W	L	For	Opp	
Wake Forest	3	9	12	4	69.0	63.9	26	6	71.4	62.8
North Carolina	4	3	12	4	81.8	75.2	28	6	84.4	74.0
Maryland	10	11	12	4	77.6	72.9	26	8	86.8	73.9
Virginia	13	8	12	4	73.9	65.9	25	9	77.4	66.8
Georgia Tech	8	8	73.7	74.1	18	12	80.0	74.1		
Florida State	5	11	70.9	75.7	12	15	75.1	74.6		
Clemson	5	11	56.4	64.4	15	13	64.1	62.5		
NC State	4	12	68.4	75.3	12	15	76.2	71.8		
Duke	2	14	72.9	77.3	13	18	77.7	73.7		

**Vs. Non-Conference:** 94-21 (.817)      **Vs. Non-ACC Ranked Teams:** 7-12  
**NCAA:** (4 teams; 11-4)      **NIT:** (1 team; 0-1)  
**Teams Ranked:** Duke, Clemson, Ga. Tech, Maryland, No. Carolina, Virginia, W. Forest

### 1994 ACC Tournament, Charlotte, N.C. (March 10-11-12-13)

**First Round** - #8 Clemson d. #9 NC State 76-63  
**Quarterfinals** - #4 Virginia d. #5 Maryland 69-63; #1 Duke d. #8 Clemson 77-64; #2 North Carolina d. #7 Florida State 83-69; #3 Wake Forest d. #6 Georgia Tech 74-49.  
**Semifinals** - Virginia d. Duke 66-61; North Carolina d. Wake Forest 86-84.  
**Finals** - North Carolina d. Virginia 73-66

**All-Tournament - First Team** - Jerry Stackhouse, UNC; Harold Deane, UVa; Derrick Phelps, UNC; Jamal Robinson, UVa; Randolph Childress, WF.  
**Second Team** - Grant Hill, Duke; Rasheed Wallace, UNC; Trelonnie Owens, WF; Cherokee Parks, Duke; Eric Montross, UNC.  
**Everett Case Award** - Jerry Stackhouse, North Carolina (15.7 points, 6.7 rebounds)

### All-Atlantic Coast Conference

First Team	Second Team	Third Team
Grant Hill, Sr., Duke ..... 341	Travis Best, Jr., GT ..... 271	Trelonnie Owens, Sr., WF ..... 144
Randolph Childress, Jr., WF... 335	Derrick Phelps, Sr., UNC 247	Junior Burrough, Jr., UVa ..... 119
Bob Sura, Jr., FSU ..... 301	Sharone Wright, Jr., Clm. 240	Antonio Lang, Sr., Duke ..... 114
James Forrest, Jr., GT ..... 278	Eric Montross, Sr., UNC. 228	Todd Fuller, So., NCS ..... 40
Joe Smith, Fr., Md. .... 274	Cherokee Parks, Jr., Duke 173	Devin Gray, Jr., Clm ..... 40

**Player of the Year:** Grant Hill, Sr., Duke (101); Randolph Childress, Jr., WF (6); Bob Sura, Jr., FSU (4); James Forrest, Jr., GT (1); Joe Smith, Fr., Md. (1); Eric Montross, Sr., UNC (1).  
**Coach of the Year:** Dave Odom, WF (53); Mike Krzyzewski, Duke (34); Gary Williams, Md., (18); Jeff Jones, UVa (1); Sean Smith, UNC (1); Les Robinson, NCS (1).  
**Rookie of the Year (4+):** Joe Smith, Md. (105); Tim Duncan, WF (4).

### Statistical Leaders

Scoring (NCAA rank)	Rebounding
Bob Sura, Jr., FSU ..... (47) 21.2	Joe Smith, Fr., Md. .... (18) 10.7
Randolph Childress, Jr., WF ..... 19.6	Sharone Wright, So., Clem ..... (19) 10.6
Joe Smith, Fr., Md. .... 19.4	Tim Duncan, Fr., WF ..... 9.6
James Forrest, Jr., GT ..... 19.0	Todd Fuller, So., NCS ..... 8.4
Travis Best, Jr., GT ..... 18.3	Cherokee Parks, Jr., Duke ..... 8.4

### 1995 ACC Tournament, Greensboro, N.C. (March 9-10-11-12)

**First Round** - #9 Duke d. #8 NC State 83-70.  
**Quarterfinals** - #4 Virginia d. #5 Georgia Tech 77-67; #1 Wake Forest d. #9 Duke 87-70; #2 North Carolina d. #7 Clemson 78-62; #3 Maryland d. #6 Florida State 71-64.  
**Semifinals** - Wake Forest d. Virginia 77-68; North Carolina d. Maryland 97-92 (ot).  
**Finals** - Wake Forest d. North Carolina 82-80 (ot).

**All-Tournament - First Team** - Randolph Childress, WF; Tim Duncan, WF; Jerry Stackhouse, UNC; Rasheed Wallace, UNC; Junior Burrough, UVa.  
**Second Team** - Joe Smith, Md.; Donald Williams, UNC; Exree Hipp, Md.; Dante Calabria, UNC; Jeff McInnis, UNC.  
**Everett Case Award** - Randolph Childress, Wake Forest (35.7 points, 7.0 assists)

### All-Atlantic Coast Conference

First Team	Second Team	Third Team
Joe Smith, So., Md. .... 340	Travis Best, Sr., GT ..... 289	Junior Burrough, Sr., UVa. 150
Jerry Stackhouse, So., UNC. 331	Bob Sura, Sr., FSU ..... 225	James Forrest, Sr., GT ..... 124
Randolph Childress, Sr., WF. 325	Cherokee Parks, Sr., Duke... 219	Johnny Rhodes, Jr., Md. .... 107
Tim Duncan, So., WF ..... 308	Harold Deane, So., UVa... 193	Jeff McInnis, So., UNC ..... 65
Rasheed Wallace, So., UNC.. 296	Todd Fuller, Jr., NCS ..... 155	James Collins, So., FSU ..... 43

**Player of the Year:** Joe Smith, So., Md. (84); Randolph Childress, Sr., WF (13); Jerry Stackhouse, So., UNC (7); Tim Duncan, So., WF (1); Rasheed Wallace, So., UNC (1).  
**Coach of the Year:** Dave Odom, WF (48); Jeff Jones, UVa (27); Gary Williams, Md. (20); Rick Barnes, Clem. (9); Dean Smith, UNC (2).  
**Rookie of the Year:** Greg Buckner, Clem. (41); Matt Harpring, GT (30); Curtis Staples, UVa (16); Ishua Benjamin, NCS (16).

### Statistical Leaders

Scoring	Rebounding
Joe Smith, So., Md. .... (39) 20.8	Tim Duncan, So., WF ..... (5) 12.5
Travis Best, Sr., GT ..... (51) 20.2	Joe Smith, So., Md. .... (16) 10.6
Randolph Childress, Sr., WF .... (53) 20.1	Cherokee Parks, Sr., Duke ..... 9.3
Jerry Stackhouse, So., UNC ..... 19.2	Junior Burrough, Sr., UVa ..... 8.7
Cherokee Parks, Sr., Duke ..... 19.0	Todd Fuller, Jr., NCS ..... 8.5

## 1996

**Wake Forest - ACC Champion**  
**Tim Duncan, WF - ACC Player of the Year**  
**Stephon Marbury, GT - ACC Rookie of the Year**  
**Bobby Cremins, GT - ACC Coach of the Year**



Wake Forest didn't have to wait over three decades between ACC Tournament titles this time ... one year after capturing its first championship since 1962, the Demon Deacons made it two straight with a 75-74 win over Georgia Tech in the championship game ... Wake center Tim Duncan was a unanimous choice for tournament MVP after averaging 22.7 points and 18.7 rebounds in three games; Duncan's 56 rebounds in three games set an ACC Tournament record ... Duncan became the 12th player in league history to be named both ACC Player of the Year and ACC Tournament MVP in the same season ... the ACC led the nation with six NCAA Tournament teams, with Wake Forest and Georgia Tech both reaching the Sweet 16 ... Duke became only the third team in ACC history to start out the season 0-4 in conference play and still earn a berth in the NCAA Tournament ... the NCAA berth was the 12th in 13 years for the Blue Devils ... NC State freshman Ivan Wagner scored a career-high 29 points in his college debut in a 104-78 win over VMI (N25) ... Georgia Tech was the first ACC team to sweep the season series with both Duke and North Carolina ... in a 77-28 win over Wofford (F6), Clemson opened the game with a 26-0 run; the visiting Terriers finished the game making only nine-of-50 field goal attempts (.150) ... 10 of NC State's 13 losses were by five points or less ... the Wolfpack's Todd Fuller was an Academic All-American for a second-straight year ... in back-to-back games, North Carolina trailed Wake Forest by 18 points (J27) and Duke (J31) by 17, before rallying to win both games.

## 1997

**North Carolina - ACC Champion**  
**Tim Duncan, WF - ACC Player of the Year**  
**Ed Cota, UNC - ACC Rookie of the Year**  
**Mike Krzyzewski, Duke - ACC Coach of the Year**



In what proved to be the final year for legendary head coach Dean Smith, North Carolina claimed the ACC Tournament title with a 64-54 win over scrappy underdog NC State ... the conference title was the 14th for the Tar Heels and the 13th under Smith, who announced his retirement the following October ... Smith stepped down as the winningest coach in NCAA history, as the Tar Heels' four wins in the NCAA Tournament pushed his all-time win total to 879 and eclipsed the old standard of 876 held by Kentucky's Adolph Rupp ... NC State, which entered the ACC Tournament as a No. 8 seed under first-year coach Herb Sendek, became the first team to play four games in the ACC Tournament and the first No. 8 seed to reach the finals ... Wolfpack freshman guard Justin Gainey set an ACC record by playing the full 160 possible minutes in State's four tournament games ... a record eight ACC teams qualified for postseason play, including six teams - North Carolina, Duke, Maryland, Clemson, Virginia and Wake Forest - in the NCAA Tournament ... the season marked the final one for Wake Forest All-America center Tim Duncan, who played the full four years and graduated as the ACC's all-time leader in blocked shots (481), third on the career rebound list (1,570) and 20th in scoring (2,117) ... Duncan was the first player in NCAA history to record at least 2,000 points, 1,500 rebounds, 400 blocked shots and 250 assists ... Duncan had 40 "doubles-doubles" against ACC opponents during the regular season in his career ... over a 12-day period (J8-19), Maryland posted three ACC road wins at North Carolina, NC State and Wake Forest.

### 1995-96 Final Standings

Team	AP	Coach	W	ACC			Overall			
				L	For	Opp	W	L	For	Opp
Georgia Tech	13	13	13	3	80.7	74.1	24	12	80.2	76.0
Wake Forest	9	9	12	4	68.9	63.7	26	6	68.9	61.3
North Carolina	25	24	10	6	76.1	72.5	21	11	77.6	71.0
Duke	8	8	8	8	74.1	71.8	18	13	75.4	69.8
Maryland	8	8	8	8	78.1	79.2	17	13	81.3	76.3
Clemson	7	9	7	9	62.1	67.3	18	11	68.0	63.0
Virginia	6	10	6	10	69.4	73.1	12	15	69.4	68.8
Florida State	5	11	5	11	72.3	76.1	13	14	75.3	73.1
NC State	3	13	3	13	73.0	77.0	15	16	80.9	74.8

**Vs. Non-Conference:** 79-27 (.745)      **Vs. Non-ACC Ranked Teams:** 10-18  
**NCAA:** (6 teams; 6-6)      **NIT:** (1 team; 0-1)  
**Teams Ranked:** Clemson, Duke, Ga. Tech, Maryland, No. Carolina, Virginia, W. Forest

### 1996-97 Final Standings

Team	AP	Coach	W	ACC			Overall			
				L	For	Opp	W	L	For	Opp
Duke	8	11	12	4	75.7	69.2	24	9	79.7	66.2
Wake Forest	9	9	11	5	64.4	60.1	24	7	69.0	58.3
North Carolina	4	4	11	5	72.1	67.8	28	7	77.4	66.7
Clemson	14	8	9	7	65.1	63.6	23	10	68.2	61.5
Maryland	22	19	9	7	71.6	69.4	21	11	75.2	66.8
Virginia	7	9	7	9	62.2	65.0	18	13	67.7	65.0
Florida State	6	10	6	10	64.6	69.4	20	12	73.4	66.8
NC State	4	12	4	12	54.0	58.5	17	15	59.8	54.7
Georgia Tech	3	13	3	13	60.1	66.9	9	18	61.5	64.3

**Vs. Non-Conference:** 104-22 (.825)      **Vs. Non-ACC Ranked Teams:** 6-13  
**NCAA:** (6 teams; 8-6)      **NIT:** (2 teams; 5-2)  
**Teams Ranked:** Clemson, Duke, Maryland, No. Carolina, Virginia, Wake Forest

### 1996 ACC Tournament, Greensboro, N.C. (March 7-8-9-10)

**First Round** - First Round - #9 NC State d. #8 Florida State 80-65  
**Quarterfinals** - #5 Maryland d. #4 Duke 82-69; #1 Georgia Tech d. #9 NC State 88-73; #2 Wake Forest d. #7 Virginia 70-60; #6 Clemson d. #3 North Carolina 75-73.  
**Semifinals** - Georgia Tech d. Maryland 84-79; Wake Forest d. Clemson 68-60.  
**Finals** - Wake Forest d. Georgia Tech 75-74.

**All-Tournament - First Team** - Tim Duncan, WF; Tony Rutland, WF; Matt Harpring, GT; Stephon Marbury, GT; Greg Buckner, Clem.  
**Second Team** - no second team chosen  
**Everett Case Award** - Tim Duncan, Wake Forest (22.7 points, 18.7 rebounds)

### All-Atlantic Coast Conference

First Team	Second Team	Third Team
Tim Duncan, Jr., WF ..... 324	Johnny Rhodes, Sr., Md. 228	James Collins, Jr., FSU..... 158
Todd Fuller, Sr., NCS..... 324	Drew Barry, Sr., GT..... 217	Keith Booth, Jr., Md..... 113
Stephon Marbury, Fr., GT .. 292	Chris Collins, Sr., Duke... 195	Jeff Capel, Jr., Duke..... 84
Matt Harpring, So., GT..... 276	Harold Deane, Jr., UVa... 184	Dante Calabria, Sr., UNC ..... 71
Antawn Jamison, Fr., UNC. 229	Jeff McInnis, Jr., UNC..... 171	Ricky Price, Jr., Duke ..... 50

**Player of the Year:** Tim Duncan, Jr., WF (88); Todd Fuller, Sr., NCS (14); Matt Harpring, So., GT (4); Stephon Marbury, Fr., GT (1).  
**Coach of the Year:** Bobby Cremins, GT (74); Rick Barnes, Clem. (17); Mike Krzyzewski, Duke (11); Dave Odom, WF (3); Dean Smith, UNC (2).  
**Rookie of the Year:** Stephon Marbury, GT (94); Antawn Jamison, UNC (12); Courtney Alexander, UVa (1); Terrell McIntyre, Clem. (1).

### Statistical Leaders

Scoring (NCAA rank)	Rebounding
Todd Fuller, Sr., NCS ..... 20.9	Tim Duncan, Jr., WF ..... 12.3
Tim Duncan, Jr., WF ..... 19.1	Todd Fuller, Sr., NCS ..... 9.9
Stephon Marbury, Fr., GT..... 18.9	Antawn Jamison, Fr., UNC ..... 9.7
Matt Harpring, So., GT ..... 18.6	Greg Newton, Jr., Duke..... 8.2
James Collins, Jr., FSU ..... 18.3	Matt Harpring, So., GT ..... 8.1

### 1997 ACC Tournament, Greensboro, N.C. (March 6-7-8-9)

**First Round** - #8 NC State d. #9 Georgia Tech 60-46.  
**Quarterfinals** - #5 Maryland d. #4 Clemson 76-61; #8 NC State d. #1 Duke 66-60; #2 Wake Forest d. Florida State 66-65; #3 North Carolina d. #6 Virginia 78-68.  
**Semifinals** - NC State d. Maryland 65-58; North Carolina d. Wake Forest 86-73.  
**Finals** - North Carolina d. NC State 64-54.

**All-Tournament - First Team** - Shammond Williams, UNC; Justin Gainey, NCS; Antawn Jamison, UNC; C.C. Harrison, NCS; Tim Duncan, WF.  
**Second Team** - Keith Booth, Md.; Jeremy Hyatt, NCS; Ed Cota, UNC; Serge Zwicker, UNC; Danny Strong, NCS.  
**Everett Case Award** - Shammond Williams, North Carolina (20.0 points, 5.0 assists)

### All-Atlantic Coast Conference

First Team	Second Team	Third Team
Tim Duncan, Sr., WF ..... 363	Greg Buckner, Jr., Clem..... 290	Vince Carter, So., UNC..... 112
Antawn Jamison, So., UNC. 361	Terrell McIntyre, So., Clem. .... 202	Harold Deane, Sr., UVa ..... 109
Keith Booth, Sr., Md. .... 356	James Collins, Sr., FSU ..... 173	Laron Profit, So., Md..... 88
Trajan Langdon, So., Duke. 338	S. Wojciechowski, Jr., Duke 145	Shammond Williams, Jr., NC. 76
Matt Harpring, Jr., GT..... 337	C.C. Harrison, Jr., NCS... 122	Serge Zwicker, Sr., UNC ..... 71
		Tony Rutland, Jr., WF ..... 71

**Player of the Year:** Tim Duncan, Sr., WF (119); Keith Booth, Sr., Md., (2).  
**Coach of the Year:** Mike Krzyzewski, Duke (56); Dean Smith, UNC (27); Gary Williams, Md. (17); Rick Barnes, Clem. (11); Herb Sendek, NCS (7); Dave Odom, WF (1).  
**Rookie of the Year:** Ed Cota, UNC (76); Damon Thornton, NCS (34); Loren Woods, WF (9).

### Statistical Leaders

Scoring	Rebounding
Tim Duncan, Sr., WF ..... 20.8	Tim Duncan, Sr., WF ..... 14.7
Matt Harpring, Jr., GT ..... 18.6	Antawn Jamison, So., UNC ..... 9.4
Keith Booth, Sr., Md..... 18.3	Keith Booth, Sr., Md..... 8.5
Antawn Jamison, So., UNC ..... 18.0	Eddie Elisma, Sr., GT ..... 8.4
Trajan Langdon, So. Duke..... 16.8	Norman Nolan, Jr., UVa ..... 8.0



## 1998

**North Carolina - ACC Champion**  
**Antawn Jamison, UNC - ACC Player of the Year**  
**Robert O'Kelley, WF - ACC Rookie of the Year**  
**Bill Guthridge, UNC - ACC Coach of the Year**



**North Carolina**, under first-year head coach Bill Guthridge, won its second straight ACC Tournament title, defeating Duke 83-68 for the championship ... Guthridge, a former long-time assistant to Dean Smith, joined Duke's Vic Bubas (1960) and NC State's Press Maravich (1965) as the only first-year coaches to lead their teams to the ACC title ... UNC reached the Final Four for the 14th time, and Clemson, Duke, Maryland and Florida State also made the NCAA Tournament field ... Duke (15-1 ACC) became the first team to win 15 conference regular-season games ... North Carolina's Antawn Jamison was a unanimous National Player of the Year and All-ACC selection, and the first player in ACC history to be named first-team All-ACC in his freshman, sophomore and junior seasons ... Virginia became the first program in NCAA history to face the nation's No. 1-ranked team five times in one season ... the Cavaliers played Duke three times and North Carolina twice ... the ACC had more teams (seven) ranked in the national polls at some point during the season than any other conference ... North Carolina, Duke, Maryland, Florida State, Clemson, Wake Forest and Georgia Tech all earned listings ... the ACC became the first conference in history to have seven teams ranked two weeks in a row when the aforementioned teams were all listed on Dec. 1 and Dec. 8 ... Virginia's Curtis Staples finished his career as the NCAA's all-time leader with 410 three-point field goals, a record he would hold for eight years until it was broken by Duke's J.J. Redick in 2006 ... NC State beat Georgia (N11) 47-45 in a game played with four 10-minute quarters.

## 1999

**Duke - ACC Champion**  
**Elton Brand, Duke - ACC Player of the Year**  
**Chris Williams, Virginia - ACC Rookie of the Year**  
**Mike Krzyzewski, Duke - ACC Coach of the Year**



For the first time since the national championship year of 1992 and 10th time overall, **Duke** captured the ACC Tournament championship ... the Blue Devils, who became the first team to post a 16-0 regular-season ACC record since the league expanded to nine teams prior to the 1991-92 season, defeated second-seeded North Carolina 96-73 in the championship game ... the ACC earned three NCAA Tournament berths, with Duke advancing to the national title game for the first time since 1994 ... seven ACC teams took part in postseason play all together ... Clemson reached the NIT finals before suffering a one-point loss to California ... Duke reached five Final Fours during the decade of the 1990s ... the ACC became the first conference in college basketball history to have all of its league games (72) televised regionally or nationally ... NC State's loss to Princeton in the second round of the NIT marked the end of the Wolf-pack's final season in Reynolds Coliseum, the historic venue that played host to the first 13 ACC Tournaments ... Florida State's 7-2 center Karim Shabazz wore a size 20 basketball shoe ... the Chicago Bulls made Duke's Elton Brand the first overall selection in the NBA Draft ... six ACC players went in the first round total, including Brand's Duke teammates Trajan Langdon, Corey Maggette and Trajan Langdon ... Maryland made its first 14 shots in a 92-69 win over Wake Forest (D3) ... Georgia Tech played in a school-record five overtime games ... head coaches making their ACC debuts were Clemson's Larry Shyatt and Virginia's Pete Gillen ... the Cavaliers beat Florida State 67-60 (J30) snapping their 13-game ACC road game losing streak.

### 1997-98 Final Standings

Team	AP Coach	W	ACC			W	Overall			
			L	For	Opp		L	For	Opp	
Duke	3	5	15	1	80.5	64.3	32	4	85.6	64.1
North Carolina	1	3	13	3	82.9	71.8	34	4	81.9	65.6
Maryland	20	15	10	6	72.6	74.8	21	11	78.8	72.1
Wake Forest			7	9	64.3	71.1	16	14	65.8	66.5
Clemson			7	9	73.2	68.6	18	14	72.2	65.3
Georgia Tech			6	10	72.4	74.6	19	14	76.3	72.2
Florida State			6	10	67.8	72.4	18	14	71.5	69.3
NC State			5	11	63.1	67.7	17	15	64.4	62.1
Virginia			3	13	64.2	75.8	11	19	65.7	70.0

**Vs. Non-Conference:** 106-29 (.785)      **Vs. Non-ACC Ranked Teams:** 17-10  
**NCAA:** (5 teams; 10-5)      **NIT:** (3 teams; 4-3)  
**Teams Ranked:** Clemson, Duke, Fla. State, Ga. Tech, Maryland, N. Carolina, W. Forest

### 1998 ACC Tournament, Greensboro, N.C. (March 5-6-7-8)

**First Round** - #8 NC State d. #7 Florida State 65-63; #1 Duke d. #9 Virginia 63-41.  
**Quarterfinals** - #5 Clemson d. #4 Wake Forest 75-56; #2 North Carolina d. #8 NC State 73-46; #3 Maryland d. #6 Georgia Tech 83-65.  
**Semifinals** - North Carolina d. Maryland 83-73 OT; Duke d. Clemson 66-64,  
**Finals** - North Carolina d. Duke 83-68.

**All-Tournament - First Team** - Shammond Williams, UNC; Antawn Jamison, UNC; Roshown McLeod, Duke; Trajan Langdon, Duke; Terrell McIntyre, Clem.  
**Second Team** - Chris Carrawell, Duke; Ademola Okulaja, UNC; Vince Carter, UNC; Ed Cota, UNC; Rodney Elliott, Md.  
**Everett Case Award** - Antawn Jamison, North Carolina (20.7 points, 11.3 rebounds)

### All-Atlantic Coast Conference

First Team	Second Team	Third Team
Antawn Jamison, Jr., UNC • 345	Norman Nolan, Sr., UVa... 274	Curtis Staples, Sr., UVA ..... 136
Matt Harpring, Sr., GT ..... 343	Ed Cota, So., UNC ..... 207	S. Wojciechowski, Sr., Duke.. 129
Vince Carter, Jr., UNC ..... 292	Shammond Williams, Sr., NC... 202	Laron Profit, Jr., Md..... 126
Trajan Langdon, Jr., Duke.. 287	C.C. Harrison, Sr., NCS..... 185	Terrell McIntyre, Jr., Clem.. 124
Roshown McLeod, Sr., Duke .. 282	Greg Buckner, Sr., Clem. .... 167	Rodney Elliott, Sr., Md. .... 80

**Player of the Year:** Antawn Jamison, Jr., UNC (97); Matt Harpring, GT (6).  
**Coach of the Year:** Bill Guthridge, UNC (52); Mike Krzyzewski, Duke (32); Gary Williams, Md. (9); Dave Odom, WF (4); Herb Sendek, NCS (2); Bobby Cremins, GT (1).  
**Rookie of the Year:** Robert O'Kelley, WF (53); Dion Glover, GT (43); Shane Battier, Duke (3); Kenny Inge, NCS (2); Elton Brand, Duke (1); Alvin Jones, GT (1).

### Statistical Leaders

Scoring (NCAA rank)	Rebounding
Antawn Jamison, Jr., UNC ... (11) 22.2	Antawn Jamison, UNC ..... (13) 10.5
Matt Harpring, Sr., GT ..... (14) 21.6	Matt Harpring, GT ..... (30) 9.4
Norman Nolan, Sr., UVA ..... (22) 21.0	Norman Nolan, Sr., UVA ..... 9.2
Dion Glover, Fr., GT ..... (68) 18.4	Kenny Inge, Fr., NCS ..... 7.4
Curtis Staples, Sr., UVA ..... 18.1	Rodney Elliott, Sr., Md. .... 7.4

### 1998-99 Final Standings

Team	AP Coach	W	ACC			W	Overall			
			L	For	Opp		L	For	Opp	
Duke	1	2	16	0	91.1	66.8	37	2	91.8	67.2
Maryland	5	8	13	3	81.9	70.6	28	6	84.6	66.4
North Carolina	13	18	10	6	68.6	65.5	24	10	71.4	64.9
Wake Forest			7	9	66.5	68.8	17	14	66.6	65.0
NC State			6	10	64.1	71.1	19	14	71.6	66.3
Georgia Tech			6	10	68.1	76.1	15	16	67.3	72.2
Clemson			5	11	69.9	71.1	20	15	71.7	64.7
Florida State			5	11	69.7	78.4	13	17	70.6	73.3
Virginia			4	12	65.3	76.6	14	16	72.8	73.7

**Vs. Non-Conference:** 107-30 (.781)      **Vs. Non-ACC Ranked Teams:** 9-10  
**NCAA:** (3 teams; 7-3)      **NIT:** (4 teams; 6-4)  
**Teams Ranked:** Clemson, Duke, Maryland, North Carolina

### 1999 ACC Tournament, Charlotte, N.C. (March 4-5-6-7)

**First Round** - #8 Florida State d. #7 Clemson 87-85 (ot); #1 Duke d. #9 Virginia 104-67.  
**Quarterfinals** - #5 NC State d. #4 Wake Forest 66-52; #2 Maryland d. #8 Florida State 93-69; #3 North Carolina d. #6 Georgia Tech 78-49.  
**Semifinals** - Duke d. NC State 83-68; North Carolina d. Maryland 86-79.  
**Finals** - Duke d. North Carolina 96-73

**All-Tournament - First Team** - William Avery, Duke; Max Owens, UNC; Steve Francis, Md.; Ademola Okulaja, UNC; Elton Brand, Duke.  
**Second Team** - Corey Maggette, Duke; Shane Battier, Duke; Ed Cota, UNC; Anthony Grundy, NCS; Kris Lang, UNC.  
**Everett Case Award** - Elton Brand, Duke (19.3 points, 10.3 rebounds)

### All-Atlantic Coast Conference

First Team	Second Team	Third Team
Elton Brand, So., Duke..... • 303	William Avery, So., Duke 221	Shane Battier, So., Duke... 122
Trajan Langdon, Sr., Duke . 297	Terrell McIntyre, Sr., Clem. 194	Chris Carrawell, Jr., Duke.. 122
Steve Francis, Jr., Md..... 264	Ed Cota, Jr., UNC ..... 171	Ron Hale, Jr., FSU..... 104
Terence Morris, So., Md. .... 240	Jason Collier, Jr., GT ..... 152	Laron Profit, Sr., Md..... 97
Ademola Okulaja, Sr., UNC.. 226	Robert O'Kelley, So., WF 139	Chris Williams, Fr., UVA ..... 88

**Player of the Year:** Elton Brand, So., Duke (70); Trajan Langdon, Jr., Duke (17); William Avery, So., Duke; Steve Francis, Jr., Md. (3); Terrence Morris, So., Md. (2); Shane Battier, So., Duke (1).  
**Coach of the Year:** Mike Krzyzewski, Duke (77); Pete Gillen, UVA (10); Gary Williams, Md. (6); Herb Sendek, NCS (12); Bobby Cremins, GT (1).  
**Rookie of the Year (10+):** Chris Williams, UVA (83); Corey Maggette, Duke (10).

### Statistical Leaders

Scoring	Rebounding
Terrell McIntyre, Sr., Clem ..... 17.9	Harold Jamison, Sr., Clem. .... (18) 9.9
Elton Brand, So. Duke ..... 17.7	Elton Brand, So., Duke ..... (19) 9.8
Robert O'Kelley, So., WF ..... 17.5	Alvin Jones, So., GT ..... (20) 9.7
Trajan Langdon, Sr., Duke ..... 17.3	Ademola Okulaja, UNC ..... 8.4
Jason Collier, Jr. GT ..... 17.2	Chris Williams, Fr., UVA ..... 7.5

2000

**Duke - ACC Champion**  
**Chris Carrawell, Duke - ACC Player of the Year**  
**Joseph Forte, UNC - ACC Rookie of the Year**  
**Mike Krzyzewski, Duke - ACC Coach of the Year**



Duke staked claim to its second straight ACC championship with an 81-68 win over Maryland in the title game ... The Blue Devils' Jason Williams became the fourth freshman to win MVP honors after averaging 17.7 points and nine assists in three tournament wins ... North Carolina reached its NCAA record-tying 15th Final Four despite entering the NCAA Tournament as a No. 8 regional seed ... Duke and Maryland also represented the league in the NCAA Tournament, with the Blue Devils reaching the East Regional semifinal ... Wake Forest won its first NIT championship and the ACC's fifth overall, downing Notre Dame 71-61 in the championship game at New York's Madison Square Garden ... the Demon Deacons faced the Fighting Irish after defeating NC State 62-59 in overtime in the semifinals ... Virginia also made the NIT field to give the ACC six total postseason berths ... Duke's freshmen, led by Williams, Carlos Boozer and Mike Dunleavy, averaged 40.5 ppg - most ever by a freshmen class on an ACC regular-season champion ... North Carolina senior Ed Cota finished third on the all-time NCAA and ACC assist lists with 1,030 behind former Duke star Bobby Hurley (1,076 from 1990-93) and NC State's Chris Corchiani (1,038 from 1988-91) ... Clemson's Will Solomon was the only ACC player to score in double figures in every game ... Solomon's 14.6 ppg scoring increase (to 20.9 ppg from 6.3 ppg last season) was the highest in ACC history ... The ACC held a 5-4 edge in the inaugural ACC-Big Ten Challenge ... in a 102-56 win over Hampton (D10), Virginia scored the game's first 15 points before the Pirates even attempted a field goal.

### 1999-2000 Final Standings

Team	AP	Coach	W	ACC			Overall			
				L	For	Opp	W	L	For	Opp
Duke	1	4	15	5	89.6	74.4	29	5	88.0	71.3
Maryland	17	25	11	5	78.6	71.2	25	10	76.7	68.2
North Carolina	x	11	9	7	74.4	71.3	22	14	75.4	70.2
Virginia			9	7	80.4	80.4	19	11	84.2	77.9
Wake Forest			7	9	66.8	68.7	22	14	69.8	64.5
NC State			6	10	67.5	68.4	20	14	69.0	63.6
Florida State			6	10	64.7	72.9	12	17	64.6	70.2
Georgia Tech			5	11	63.4	70.6	13	17	70.6	71.4
Clemson			4	12	65.1	72.4	10	20	64.4	70.0

**Vs. Non-Conference:** 91-42 (.684)      **Vs. Non-ACC Ranked Teams:** 10-13  
**NCAA:** (3 teams; 7-3)      **NIT:** (3 teams; 8-3 - Wake Forest champion)  
**Teams Ranked:** Duke, Maryland, North Carolina, NC State, Wake Forest

### 2000 ACC Tournament, Charlotte, N.C. (March 9-10-11-12)

**First Round** - #7 Florida State d. #8 Georgia Tech 63-62; #1 Duke d. #9 Clemson 94-63.  
**Quarterfinals** - #Wake Forest d. #4 North Carolina 58-52; #2 Maryland d. #7 Florida State 82-61; #6 NC State d. #3 Virginia 76-65.  
**Semifinals** - Duke d. Wake Forest 82-73; Maryland d. N.C. State 64-61.  
**Finals** - Duke d. Maryland 81-68.

**All-Tournament - First Team** - Jason Williams, Duke; Juan Dixon, Md.; Shane Battier, Duke; Lonny Baxter, Md.; Chris Carrawell, Duke.  
**Second Team** - Terence Morris, Md.; Carlos Boozer, Duke; Mike Dunleavy, Duke; Damien Wilkins, NCS; Nate James, Duke.  
**Everett Case Award** - Jason Williams, Duke (17.7 points; 9.0 assists)

### All-Atlantic Coast Conference

First Team	Second Team	Third Team
Chris Carrawell, Sr., Duke ... 309	Terence Morris, Jr., Md. ... 216	Jason Williams, Fr., Duke ... 113
Shane Battier, Jr., Duke ... 307	Ed Cota, Sr., UNC ... 211	Darius Songaila, So., WF ... 91
Juan Dixon, So., Md. ... 290	Donald Hand, Jr., UVA ... 167	Brendan Haywood, Jr., UNC ... 90
Will Solomon, So., Clem. ... 258	Jason Collier, Sr., GT ... 156	Ron Hale, Sr., FSU ... 88
Lonny Baxter, So., Md. ... 247	Joseph Forte, Fr., UNC ... 137	Damous Anderson, Sr., FSU ... 83
	Chris Williams, So., UVA ... 137	

**Player of the Year:** Chris Carrawell, Sr., Duke (82); Shane Battier, Jr., Duke (16); Will Solomon, So., Clem. (3); Juan Dixon, So., Md. (2); Lonnie Baxter, So., Md. (1).  
**Coach of the Year:** Mike Krzyzewski, Duke (56); Gary Williams, Md. (29); Pete Gillen, UVA (15); Bobby Cremins, GT (1); Larry Shyatt, Clem. (1).  
**Rookie of the Year (5+):** Joseph Forte, UNC (48); Jason Williams, Duke (43); Steve Blake, Md. (7).

### Statistical Leaders

Scoring (NCAA rank)	Rebounding
Will Solomon, So., Clem. .... (16) 20.9	Jason Collier, Sr., GT ..... (27) 9.2
Juan Dixon, So., Md. .... (69) 18.0	Lonny Baxter, So., Md. .... 8.8
Shane Battier, Jr., Duke ..... 17.4	Terence Morris, Jr., Md. .... 8.6
Jason Collier, Sr., GT ..... 17.0	Travis Watson, Fr., UVA ..... 8.3
Chris Carrawell, Sr., Duke ..... 16.9	Alvin Jones, Jr., GT ..... 8.0

2001

**Duke - ACC Champion & National Champion**  
**Battier, Duke & Forte, UNC - ACC Co-Players of the Year**  
**Chris Duhon, Duke - ACC Rookie of the Year**  
**Paul Hewitt, GT - ACC Coach of the Year**



The Duke Blue Devils brought home their third NCAA crown, beating Arizona 82-72 before nearly 46,000 at the Metrodome in Minneapolis ... Duke defeated Maryland in the semifinals, marking the third time since 1990 the ACC had placed two teams in the Final Four ... the Final Four appearance was the first for the Terps ... Duke also captured its third straight ACC championship, edging Maryland in the semifinals and downing North Carolina 79-53 in the title game ... the ACC Tournament at the Georgia Dome in Atlanta set NCAA records for total attendance (182,525), per session average (36,505) and single-session attendance (40,083) ... the league saw a tie in voting for ACC Player of the Year, with Duke's Shane Battier and North Carolina's Joseph Forte sharing the honor with 32 votes apiece ... Georgia Tech's Paul Hewitt was voted ACC Coach of the Year in his first season at the helm ... UNC head coach Matt Doherty, in his first season as head coach of his alma mater, was voted National Coach of the Year by the Associated Press ... Duke's previous two national titles came in 1991 and 1992, giving the Blue Devils three NCAA championships in 11 seasons under coach Mike Krzyzewski ... twelve of the ACC's 18 basketball teams (six men's and six women's) were involved in NCAA Tournament play in 2001, the most percentage-wise of any conference (.667) ... the 2000-01 season marked the first year of the "ACC Sunday Night" Games of the Week under a 10-year deal involving the conference, Fox Sports Net and Raycom/Jefferson Pilot ... Bob Harris, Duke's veteran play-by-play announcer, came down with the flu and missed his first game in 25 years - a 98-77 win over

### 2000-01 Final Standings

Team	AP	Coach	W	ACC			Overall			
				L	For	Opp	W	L	For	Opp
Duke	1	1	13	3	93.2	74.9	35	4	90.7	70.5
North Carolina	6	10	13	3	80.4	74.0	26	7	79.1	70.9
Maryland	11	4	10	6	83.2	75.5	25	11	85.2	72.4
Virginia	16	21	9	7	79.9	79.8	20	9	85.0	74.8
Wake Forest	23	x	8	8	75.6	72.1	19	11	76.5	66.5
Georgia Tech			8	8	73.6	77.9	17	13	75.6	72.9
NC State			5	11	70.5	74.3	13	16	73.8	72.3
Florida State			4	12	67.4	79.0	9	21	69.5	76.3
Clemson			2	14	70.6	86.9	12	19	74.1	79.7

**Vs. Non-Conference:** 95-30 (.760)      **Vs. Non-ACC Ranked Teams:** 12-10  
**NCAA:** (6 teams; 11-5 - Duke champion)      **NIT:** (no teams)  
**Teams Ranked:** Duke, Maryland, North Carolina, Virginia, Wake Forest

### 2001 ACC Tournament, Atlanta, Ga. (March 8-9-10-11)

**First Round** - #9 Clemson d. #8 Florida State 66-64.  
**Quarterfinals** - #1 N. Carolina d. #9 Clemson 99-81; #5 Georgia Tech d. #4 Virginia 74-69; #2 Duke d. #7 NC State 76-61; #3 Maryland d. #6 Wake Forest 71-53.  
**Semifinals** - North Carolina d. Georgia Tech 70-63; Duke d. Maryland 84-82.  
**Finals** - Duke d. North Carolina 79-53.

**All-Tournament - First Team** - Shane Battier, Duke; Jason Williams, Duke; Joseph Forte, UNC; Mike Dunleavy, Duke; Juan Dixon, Md.  
**Second Team** - Brendan Haywood, UNC; Lonny Baxter, Md.; Alvin Jones, GT; Nate James, Duke; Jason Capel, UNC  
**Everett Case Award** - Shane Battier, Duke (18.7 points; 8.3 rebounds)

### All-Atlantic Coast Conference

First Team	Second Team	Third Team
Shane Battier, Sr., Duke ... 222	Will Solomon, Jr., Clem. ... 150	Chris Williams, Jr., UVA ... 91
Joseph Forte, So., UNC ... 222	Brendan Haywood, Sr., UNC ... 134	Roger Mason, Jr., So., UVA ... 70
Jason Williams, So., Duke ... 222	Lonny Baxter, Jr., Md. ... 114	Terence Morris, Sr., Md. ... 62
Juan Dixon, Jr., Md. ... 195	Josh Howard, So., WF ... 105	Jason Capel, Jr., UNC ... 57
Alvin Jones, Sr., GT ... 155	Travis Watson, So., UVA ... 102	Nate James, Sr., Duke ... 49

**Player of the Year:** Shane Battier, Sr., Duke (32); Joseph Forte, So., UNC (32); Jason Williams, So., Duke (8).  
**Coach of the Year:** Paul Hewitt, GT (41); Matt Doherty, UNC (26); Pete Gillen, UVA (5).  
**Rookie of the Year (2+):** Chris Duhon, Duke (52); Tony Stockman, Clem. (8); Michael Joiner, FSU (6); Halston Lane, GT (2).

### Statistical Leaders

Scoring	Rebounding
Jason Williams, So. Duke ... (15) 21.6	Alvin Jones, Sr., GT ..... (10) 10.4
Joseph Forte, So. UNC ..... (19) 20.9	Travis Watson, So., UVA ..... 9.1
Shane Battier, Sr., Duke ..... (28) 19.9	Lonny Baxter, Jr., Md. .... 7.9
Will Solomon, Jr., Clem. .... (32) 19.7	Terence Morris, Sr., Md. .... 7.7
Juan Dixon, Jr., Md. .... 18.2	Josh Shoemaker, Sr., WF ..... 7.4

2002

**Maryland - National Champion**  
**Duke - ACC Champion**  
**Juan Dixon, Maryland - ACC Player of the Year**  
**Ed Nelson, GT - ACC Rookie; Gary Williams, Maryland - ACC Coach**



Maryland delivered the ACC's second straight national title and ninth overall, downing Indiana 64-62 in the NCAA title game at Atlanta ... The Terps, who entered NCAA play as a No. 1 regional seed, reached the national title game by defeating the highest possible seeded team in each game, including fellow No. 1 seed Kansas by a 97-88 score in the NCAA semifinals ... Maryland's Juan Dixon was named as the MVP of the Final Four ... with the Terps' No. 1 ranking in the final USA Today/ESPN poll, the ACC became the first conference to finish a season with two different teams ranked No. 1 in the two major polls ... Duke was ranked No. 1 in the Associated Press poll ... Duke became the first team to win four straight ACC championships, downing NC State 91-61 in the tournament title game ... Duke became the first school in ACC history to place three players on the All-ACC first team as Jason Williams, Mike Dunleavy and Carlos Boozer were all selected ... Williams finished second to Maryland's Juan Dixon in balloting for ACC Player of the Year, but was later named the ACC's 15th consensus National Player of the Year ... top-ranked Duke's 99-78 win over No. 3 Maryland (J17) drew over three million viewers - the largest ESPN audience ever for a regular-season college basketball game ... Georgia Tech won eight of its final 11 ACC games to finish 7-9 in ACC play ... the Yellow Jackets' conference finish was the best ever for an ACC team after starting 0-7 in ACC play ... The ACC held a 5-3 edge in the ACC-Big Ten Challenge ... on Feb. 24, Duke trailed St. John's 20-13 with 13:00 left in the first half; the Blue Devils then out-scored the Red Storm 35-1 to take a 48-21 lead into the locker room at halftime.

### 2001-02 Final Standings

Team	AP Coach	W	ACC			W	Overall			
			L	For	Opp		L	For	Opp	
Maryland.....	4.....	1.....	15	1	90.5	77.1	32	4	85.0	70.9
Duke.....	1.....	5.....	13	3	91.0	72.8	31	4	88.9	69.2
Wake Forest.....	.....	9.....	7	7	84.7	80.8	21	13	82.0	77.1
NC State.....	x.....	25.....	9	7	76.1	74.1	23	11	75.4	67.8
Virginia.....	.....	7.....	9	7	76.6	79.3	17	12	79.6	74.3
Georgia Tech.....	.....	7.....	9	7	76.1	77.9	15	16	76.5	76.6
North Carolina.....	.....	4.....	12	7	73.8	84.6	8	20	72.2	78.9
Florida State.....	.....	4.....	12	6	69.3	81.3	12	17	71.8	74.0
Clemson.....	.....	4.....	12	7	75.1	85.4	13	17	75.2	76.8

**Vs. Non-Conference:** 92-34 (.730)      **Vs. Non-ACC Ranked Teams:** 13-9  
**NCAA:** (4 teams; 10-3 - Maryland champion)      **NIT:** (1 teams; 0-1)  
**Teams Ranked:** Duke, Maryland, North Carolina, NC State, Virginia, Wake Forest

### 2002 ACC Tournament, Charlotte, N.C. (March 7-8-9-10)

**First Round** - #9 Florida State d. #8 Clemson 91-84.  
**Quarterfinals** - #1 Maryland d. #9 Florida State 85-59; #4 NC State d. #5 Virginia 92-72; #2 Duke d. #7 North Carolina 60-48; #3 Wake Forest d. #6 Georgia Tech 92-83.  
**Semifinals** - NC State d. Maryland 88-82; Duke d. Wake Forest 79-64.  
**Finals** - Duke d. NC State 91-61.

**All-Tournament - First Team** - Carlos Boozer, Duke; Jason Williams, Duke; Anthony Grundy, NCS; Mike Dunleavy, Duke; Archie Miller, NCS.  
**Second Team** - Steve Blake, Md.; Julius Hodge, NCS; Darius Songaila, WF; Chris Duhon, Duke; Marcus Melvin, NCS.  
**Everett Case Award** - Carlos Boozer, Duke (18.0 points.; 9.3 rebounds)

### All-Atlantic Coast Conference

First Team	Second Team	Third Team
Jason Williams, Jr., Duke • 252	Lonny Baxter, Sr., Md. .... 199	Josh Howard, Jr., WF ..... 99
Juan Dixon, Sr., Md. .... 252	Darius Songaila, Sr., WF ..... 185	Steve Blake, Jr., Md. .... 99
Mike Dunleavy, Jr., Duke ... 249	Roger Mason, Jr., UVa ..... 147	Edward Scott, Jr., Clem. ... 59
Anthony Grundy, Sr., NCS. 220	Tony Atkins, Sr., GT ..... 141	Chris Wilcox, So., Md. .... 55
Carlos Boozer, Jr., Duke .... 211	Travis Watson, Jr., UVa ..... 128	Jason Capel, Sr., UNC ..... 39

**Player of the Year:** Juan Dixon, Sr., Md. (41); Jason Williams, Jr., Duke (38); Mike Dunleavy, Jr., Duke (4); Anthony Grundy, Sr., NCS (1).  
**Coach of the Year:** Gary Williams, Md. (44); Herb Sendek, NCS (35); Paul Hewitt, GT (3);  
**Rookie of the Year (5+):** Ed Nelson, GT (37); Julius Hodge, NCS (31); B.J. Elder, GT (5).

### Statistical Leaders

Scoring (NCAA rank)	Rebounding
Jason Williams, Jr. Duke..... (19) 21.3	Travis Watson, Jr., UVa ..... (27) 9.7
Juan Dixon, Sr., Md. .... (31) 20.4	Ray Henderson, Jr., Clem. .... 8.8
Roger Mason, Jr., UVa ..... 18.6	Carlos Boozer, Jr. Duke ..... 8.7
Carlos Boozer, Jr., Duke ..... 18.2	Jason Capel, Sr., UNC ..... 8.6
Darius Songaila, Sr., WF ..... 17.9	Lonny Baxter, Sr., Md. .... 8.2

2003

**Duke - ACC Champion**  
**Josh Howard, WF - ACC Player of the Year**  
**Chris Bosh, GT - ACC Rookie of the Year**  
**Skip Prosser - ACC Coach of the Year**



The ACC Tournament returned to Greensboro for the first time since 1998 as the ACC celebrated its 50th Anniversary season ... Duke extended its record-setting streak of ACC titles to five with a come-from behind 84-77 win over fourth-seeded NC State ... freshman J.J. Redick led the Blue Devils' title-game charge by scoring 23 of his 30 points in the final 10:07 ... Wake Forest second-year coach Skip Prosser was the unanimous choice as ACC Coach of the Year, receiving all 92 media votes after leading the Demon Deacons to a first-place regular-season finish ... Wake's Josh Howard was a consensus All-American and the league's second unanimous ACC Player of the Year ... seven of the ACC's nine teams earned postseason bids, and it marked the 24th straight year the conference had placed at least two teams in the NCAA Tournament's "Sweet 16" ... Clemson's Edward Scott proved to be the ACC's "Iron Man," playing at least 40 minutes in 12 games and averaging 38.5 minutes played per contest ... Duke's Redick shot .919 from the foul line to set a new ACC record ... ACC Rookie of the Year Chris Bosh of Georgia Tech became the second freshman to lead the conference in field goal percentage (.560) ... Virginia beat North Carolina 79-72 (J11); the game marked the return of junior guard Majestic Mapp, who had missed the previous 70 games with a knee injury ... Maryland's Steve Blake finished his career third on the ACC career assists list and fifth on the NCAA chart with 972 ... Blake became the first player in ACC history to boast at least 1,000 points, 800 assists, 400 rebounds and 200 steals ... Wake Forest beat Maryland 81-72 (J15) stopping the Terps' 15-game ACC regular season win streak.

### 2002-03 Final Standings

Team	AP Coach	W	ACC			W	Overall			
			L	For	Opp		L	For	Opp	
Wake Forest.....	8.....	9.....	13	3	74.5	69.6	25	6	77.8	67.8
Maryland.....	17.....	17.....	11	5	79.3	69.3	21	10	79.7	66.7
Duke.....	7.....	7.....	11	5	78.7	71.8	26	7	81.1	69.6
NC State.....	.....	9.....	7	7	68.9	68.3	18	13	72.5	68.3
Georgia Tech.....	.....	7.....	9	7	73.3	71.6	16	15	74.1	69.8
Virginia.....	.....	6.....	10	7	72.6	77.5	16	16	73.9	74.6
North Carolina.....	.....	6.....	10	7	70.0	75.5	19	16	72.1	71.2
Clemson.....	.....	5.....	11	6	64.0	71.1	15	13	68.4	68.1
Florida State.....	.....	4.....	12	6	63.9	70.6	14	15	68.1	66.6

**Vs. Non-Conference:** 107-30 (.781)      **Vs. Non-ACC Ranked Teams:** 9-10  
**NCAA:** (3 teams; 7-3)      **NIT:** (4 teams; 6-4)  
**Teams Ranked:** Duke, Maryland, North Carolina, NC State, Virginia, Wake Forest

### 2003 ACC Tournament, Greensboro, N.C. (March 13-14-15-16)

**First Round** - #9 Florida State d. #8 Clemson 72-61  
**Quarterfinals** - #1 Wake Forest d. #9 Florida State 69-61; #4 NC State d. #5 Georgia Tech 71-65; #7 North Carolina d. #2 Maryland 84-72; #3 Duke d. #6 Virginia 83-76.  
**Semifinals** - NC State d. Wake Forest 87-83; Duke d. North Carolina 75-63.  
**Finals** - Duke d. NC State 84-77.

**All-Tournament - First Team** - Daniel Ewing, Duke; Marcus Melvin, NCS; Josh Powell, NCS; Julius Hodge, NCS; Raymond Felton, UNC.  
**Second Team** - J.J. Redick, Duke; Jawad Williams, UNC; Scooter Sherrill, NCS; Josh Howard, WF; Dahntay Jones, Duke.  
**Everett Case Award** - Daniel Ewing, Duke (20.7 points; 3.0 rebounds).

### All-Atlantic Coast Conference

First Team	Second Team	Third Team
Josh Howard, Sr., WF ..... • 276	Drew Nicholas, Sr., Md. ... 212	J.J. Redick, Fr., Duke ..... 98
Julius Hodge, So., NCS..... 263	Chris Bosh, Fr., GT..... 185	Ryan Randle, Sr., Md. .... 95
Steve Blake, Sr., Md. .... 257	Travis Watson, Sr., UVa.. 149	Chris Duhon, Jr., Duke..... 94
Dahntay Jones, Sr., Duke.. 253	Tim Pickett, Jr., FSU ..... 132	Raymond Felton, Fr., UNC... 81
Edward Scott, Sr., Clem. ... 245	Vytas Danelius, So., WF.. 128	B.J. Elder, So., GT..... 77

**Player of the Year:** Josh Howard, Sr., Wake Forest (92) - unanimous  
**Coach of the Year:** Skip Prosser, Wake Forest (92) - unanimous  
**Rookie of the Year:** Chris Bosh, GT (68); J.J. Redick, Duke (12); Raymond Felton, UNC (8); Rashad McCants, UNC (3); Justin Gray, WF (1)

### Statistical Leaders

Scoring	Rebounding
Josh Howard, Sr., WF ..... (49) 19.5	Travis Watson, Sr., UVa ..... (14) 10.4
Drew Nichols, Sr., MD ..... 17.8	Chris Bosh, Fr., GT ..... 9.0
Edward Scott, Sr. Clem. .... 17.7	Josh Howard, Sr., WF ..... 8.3
Julius Hodge, So., NCS..... 17.7	Vytas Danelius, So., WF ..... 7.5
Dahntay Jones, Sr., Duke..... 17.7	Ryan Randle, Sr., Md. .... 7.2



## 2004

**Maryland - ACC Champion**  
**Julius Hodge, NCS - ACC Player of the Year**  
**Chris Paul, WF - ACC Rookie of the Year**  
**Herb Sendek, NCS - ACC Coach of the Year**



Maryland broke Duke's recent lock on the ACC Tournament championship, scrapping past the five-time defending champion Blue Devils for a 95-87 overtime win in the title game ... the title was the third overall for the Terps, their first under head coach Gary Williams and their first since 1984 ... Maryland won the ACC Tournament as a No. 6 seed and handed Duke its first loss in the event since the 1998 finals ... the ACC placed two teams in the Final Four (Duke and Georgia Tech) for the second time in four years and fifth time overall ... the ACC became the first conference to have five teams enter the NCAA Tournament as top 16 seeds ... six ACC teams reached in the NCAA Tournament in all, posting a 14-6 combined record ... the conference was young this season, with the nine teams combining to start only seven seniors in the ACC Tournament ... of the 15 players voted All-ACC first-, second- or third-team, only three were seniors ... The ACC held a 7-2 edge in the ACC-Big Ten Challenge ... North Carolina became the first program in ACC history to boast the league leaders in scoring (Rashad McCants, 20.0), rebounding (Sean May, 9.8) and assists (Raymond Felton, 7.4).

## 2005

**North Carolina - National Champion**  
**Duke - ACC Champion**  
**J.J. Redick, Duke - ACC Player of the Year**  
**Marvin Williams, UNC - ACC Rookie; Seth Greenberg, VT - ACC Coach**



North Carolina claimed the ACC's third national title in five years and the league's 10th overall, downing top-ranked Illinois 75-70 in the NCAA title game at St. Louis ... Junior Sean May was voted the Final Four MVP after averaging 24 points and 8.5 rebounds in wins over Michigan State and the Illini ... the ACC Tournament set up shop in Washington, D.C., for the first time, and Duke claimed its sixth title in seven years with a 69-64 win over Georgia Tech in the championship game at the MCI Center ... with a 12-4 mark in NCAA Tournament play, the ACC was the nation's winningest conference ... Virginia Tech's Seth Greenberg was voted ACC Coach of the Year after leading the Hokies to their first postseason appearance since 1996 ... Duke, Georgia Tech, NC State and Wake Forest joined UNC in the NCAA Tournament ... Virginia Tech and Miami competed for the first time as ACC members ... the Hokies led all NCAA schools with an average home-game attendance increase of 3,063 ... the ACC ran its record to 6-0 in the ACC-Big Ten Challenge by winning seven of the nine games ... seven ACC players taken in the first round of the NBA Draft, tying for the second highest ever ... the contingent included the UNC quartet of Marvin Williams, Raymond Felton, Sean May and Rashad McCants.

### 2003-04 Final Standings

Team	AP Coach	W	ACC			Overall			
			L	For	Opp	W	L	For	Opp
Duke	6.....2.....	13	3	77.6	67.8	31	6	62.1	49.7
NC State	15.....20.....	11	5	72.7	67.5	21	10	63.5	56.0
Wake Forest	17.....15.....	9	7	82.2	80.4	21	10	72.9	65.5
Georgia Tech	14.....3.....	9	7	75.6	73.4	28	10	61.7	52.3
North Carolina	18.....22.....	8	8	81.7	79.6	19	11	74.8	67.7
Maryland	19.....24.....	7	9	72.8	74.7	20	12	64.2	59.3
Florida State	.....6	10	67.9	68.3	19	14	64.8	58.3	
Virginia	.....6	10	69.4	77.3	18	13	64.7	65.2	
Clemson	.....3	13	58.9	69.9	10	18	62.9	68.0	

**Vs. Non-Conference:** 106-22 (.828)      **Vs. Non-ACC Ranked Teams:** 13-12  
**NCAA:** (6 teams; 14-6)      **NIT:** (2 teams; 2-2)  
**Teams Ranked:** Duke, Fla. State, Ga. Tech, Maryland, No. Carolina, NC State, W. Forest

### 2004 ACC Tournament, Greensboro, N.C. (March 11-12-13-14)

**First Round** - #8 Virginia d. #9 Clemson 83-79.  
**Quarterfinals** - #1 Duke d. #8 Virginia 84-74; #4 Georgia Tech d. #5 North Carolina 83-82; #2 NC State d. #7 Florida State 78-71; #6 Maryland d. #3 Wake Forest 87-86.  
**Semifinals** - Duke d. Georgia Tech 85-71; Maryland d. NC State 85-82.  
**Finals** - Maryland d. Duke 95-87 ot.

**All-Tournament - First Team** - John Gilchrist, Md.; Shelden Williams, Duke; Chris Duhon, Duke; Jamar Smith, Md.; Daniel Ewing, Duke.  
**Second Team** - Julius Hodge, NCS; Luol Deng, Duke; Travis Garrison, Md.; B.J. Elder, GT; Chris Paul, WF.  
**Everett Case Award** - John Gilchrist, Maryland (24.0 points, 6.3 assists)

### All-Atlantic Coast Conference

First Team	Second Team	Third Team
Rashad McCants, So., UNC 277	J.J. Redick, So., Duke.... 220	Chris Paul, Fr., WF ..... 124
Julius Hodge, Jr., NCS..... 276	B.J. Elder, Jr., GT..... 197	Raymond Felton, So., UNC 115
Tim Pickett, Sr., FSU..... 264	Marcus Melvin, Sr., NCS.. 157	Luol Deng, Fr., Duke..... 111
Chris Duhon, Sr., Duke..... 252	Sean May, So., UNC ..... 140	John Gilchrist, So., Md..... 78
Justin Gray, Jr., WF ..... 236	Shelden Williams, So., Duke.. 125	Jarrett Jack, So., GT ..... 69

**Player of the Year:** Julius Hodge, Jr., NCS (52); Chris Duhon, Sr., Duke (31); Rashad McCants, So., UNC (5); Tim Pickett, Sr., FSU (4); J.J. Redick, So., Duke (1).  
**Coach of the Year:** Herb Sendek, NCS (67); Paul Hewitt, GT (18); Mike Krzyzewski, Duke (4); Leonard Hamilton, FSU (2); Skip Prosser, WF (2).  
**Rookie of the Year:** Chris Paul, WF (53); Luol Deng, Duke (40)

### Statistical Leaders

Scoring (NCAA rank)	Rebounding
Rashad McCants, So., UNC.. (26) 20.0	Sean May, So. UNC..... (17) 9.8
Julius Hodge, Jr., NCS ..... 18.2	Jamar Smith, Sr., Md..... 8.8
Justin Gray, So., WF ..... 17.0	Shelden Williams, So. Duke ..... 8.5
Tim Pickett, Sr., FSU..... 16.5	Jamaal Levy, Jr. WF..... 8.4
J.J. Redick, So., Duke ..... 15.9	Marcus Melvin, Sr., NCS..... 8.1

### 2004-05 Final Standings

Team	AP Coach	W	ACC			Overall				
			L	For	Opp	W	L	For	Opp	
North Carolina	.....2.....	14	2	87.0	69.6	33	4	88.0	70.3	
Wake Forest	.....3.....	13	3	87.3	75.8	27	6	84.9	74.0	
Duke	.....5.....	11	5	80.7	71.8	27	6	78.2	65.2	
Georgia Tech	.....8.....	11	8	72.8	73.4	20	12	74.1	66.7	
Virginia Tech	.....8.....	11	8	67.2	73.0	16	14	68.5	68.7	
NC State	.....x.....	22	7	9	71.2	70.2	21	14	73.1	66.1
Miami	.....7.....	11	9	70.6	74.8	16	13	71.4	69.7	
Maryland	.....7.....	11	9	79.6	83.3	19	13	81.9	76.0	
Clemson	.....5.....	11	68.3	74.6	16	16	71.7	69.3		
Virginia	.....4.....	12	70.1	81.0	14	15	72.8	76.0		
Florida State	.....4.....	12	66.6	73.8	12	19	68.6	70.0		

**Vs. Non-Conference:** 121-34 (.781)      **Vs. Non-ACC Ranked Teams:** 14-9  
**NCAA:** (5 teams; 12-4 - North Carolina champion)      **NIT:** (2 teams; 3-2)  
**Teams Ranked:** Duke, Georgia Tech, Maryland, North Carolina, NC State, Virginia, Wake Forest

### 2005 ACC Tournament, Washington, D.C. (March 10-11-12-13)

**First Round** - #9 Clemson d. #8 Maryland 84-72; #7 NC State d. #10 Florida State 70-54; #11 Virginia d. #6 Miami 66-65.  
**Quarterfinals** - #1 North Carolina d. #9 Clemson 88-81; #5 Georgia Tech d. #4 Virginia Tech 73-54; #7 NC State d. #2 Wake Forest 81-65; #3 Duke d. #11 Virginia 76-64.  
**Semifinals** - Georgia Tech d. North Carolina 78-75; Duke d. NC State 76-69.  
**Finals** - Duke d. Georgia Tech 69-64.

**All-Tournament - First Team** - J.J. Redick, Duke; Shelden Williams, Duke; Daniel Ewing, Duke; Will Bynum, GT; Raymond Felton, UNC  
**Second Team** - Jarrett Jack, GT; Elian Evtimov, NCS; Julius Hodge, NCS; Shawan Robinson, Clem.; J.R. Reynolds, UVa.  
**Everett Case Award** - J.J. Redick, Duke (25.3 points; 4.3 rebounds)

### All-Atlantic Coast Conference

First Team	Second Team	Third Team
J.J. Redick, Jr., Duke ..... *363	Guillermo Diaz, So., UM ..... 243	Rashad McCants, Jr., UNC. 170
Chris Paul, So., WF ..... 355	Julius Hodge, Sr., NCS ... 227	Sharrod Ford, Sr., Clem.... 131
Sean May, Jr., UNC..... 353	Eric Williams, Jr., WF..... 222	Nik Caner-Medley, Jr., Md.. 110
Shelden Williams, Jr., Duke... 353	Jarrett Jack, Jr., GT..... 200	Daniel Ewing, Sr., Duke ... 102
Raymond Felton, Jr., UNC .... 311	Justin Gray, Jr., WF ..... 184	Jawad Williams, Sr., UNC ... 83

**Player of the Year:** J.J. Redick, Jr., Duke (68); Sean May, Jr., UNC (34); Chris Paul, So., WF (11); Raymond Felton, Jr., UNC (4); Shelden Williams, Jr., Duke (2); Guillermo Diaz, So., Miami (1); Rashad McCants, Jr., UNC (1).  
**Coach of the Year:** Seth Greenberg, VT (58); Roy Williams, UNC (33); Mike Krzyzewski, Duke (15); Frank Haith, Miami (14); Skip Prosser, WF (1).  
**Rookie of the Year:** Marvin Williams, UNC (106); Sean Singletary, UVa (14); Tom Hammond, Clem. (1)

### Statistical Leaders

Scoring	Rebounding
J.J. Redick, Jr., Duke ..... (9) 21.8	Shelden Williams, Jr., Duke ... (6) 11.2
Guillermo Diaz, So., UM..... (41) 18.6	Sean May, Jr., UNC ..... (9) 10.7
Sean May, Jr., UNC ..... 17.5	Sharrod Ford, Sr., Clem. .... 8.2
Robert Hite, Jr., UM ..... 17.3	Elton Brown, Sr., UVa ..... 8.1
Julius Hodge, Sr., NCS..... 17.0	Anthony King, So., UM..... 8.0

2006

**Duke - ACC Champion**  
**J.J. Redick, Duke - ACC Player of the Year**  
**Tyler Hansbrough, UNC - ACC Rookie of the Year**  
**Roy Williams, UNC - ACC Coach**



2007

**North Carolina - ACC Champion**  
**Jared Dudley, BC - ACC Player of the Year**  
**Brandon Wright, UNC - ACC Rookie of the Year**  
**Dave Leitao, Virginia - ACC Coach of the Year**



Duke maintained its recent mastery of the ACC Tournament, edging Boston College 78-76 in the title game ... the Blue Devils' ACC championship was their seventh in eight years and 16th overall ... the Tournament was the 21st at the Greensboro's Coliseum ... Duke senior J.J. Redick became the ACC's all-time leading scorer with 2,769 career points, breaking the 51-year record of 2,587 held by Wake Forest's Dickie Hemric since 1955 ... with Boston College entering the league as a full-fledged member, the ACC completed its inaugural season as a 12-team conference ... a revised ACC Tournament format reflected the change with four first-round games on Thursday and four quarterfinal games on Friday for the first time ever ... Redick was consensus National Player of the Year ... UNC's Tyler Hansbrough was unanimously voted ACC Rookie of the Year and became the first freshman to be unanimously voted first-team All-ACC ... With a 34-14 mark in conference play over his first three years at North Carolina, ACC Coach of the Year Roy Williams became the winningest third-year coach in league history ... the ACC eclipsed the 2,000,000 mark in total attendance for the first time ever ... the ACC edged the Big Ten 6-5 in the ACC-Big Ten Challenge to win the event for the seventh straight year.

North Carolina won its first ACC Tournament championship since 1998, fending off rival NC State for an 89-80 win in the title game ... the Tar Heels' 16th conference title tied Duke for first on the all-time list ... the ACC Tournament was played in Florida for the first time, with Tampa's St. Pete Times Forum serving as host ... NC State's Sidney Lowe became the ninth man to coach in the ACC Tournament after first taking part in the event as a player ... for the first time in ACC Tournament history, the first four games were all won by lower seeds ... a league-record seven teams earned NCAA bids with Boston College, Duke, Georgia Tech, Maryland, Virginia and Virginia Tech joining UNC ... the ACC became the first conference in history to have 10 teams with 20 or more wins ... UNC's Tyler Hansbrough was consensus All-America, extending the ACC's nation's best mark to 36; the Big East ranked second with 20 ... Boston College's Jared Dudley became the first Eagle to be voted ACC Player of the Year ... Dave Leitao became the first Virginia coach since Terry Holland in 1982 to be named ACC Coach of the Year ... the ACC held an 8-3 edge in the ACC-Big Ten Challenge ... the ACC set a single-season attendance record by drawing 2,454,096 fans ... the ACC led all conferences with six players taken in the first round of the NBA Draft.

### 2005-06 Final Standings

Team	AP Coach	W	ACC			W	Overall			
			L	For	Opp		L	For	Opp	
Duke	1	7	14	2	83.5	73.9	32	4	81.1	68.1
North Carolina	10	14	12	4	79.9	70.6	23	8	79.4	68.6
Boston College	7	11	11	5	70.1	68.8	28	8	74.2	66.2
NC State	10	6	75.8	73.8	22	10	74.5	67.4		
Florida State	9	7	74.9	74.2	20	10	76.7	69.2		
Maryland	8	8	72.1	76.2	19	13	78.3	73.5		
Virginia	7	9	66.7	71.5	15	15	67.9	67.7		
Miami	7	9	69.2	69.3	18	16	67.9	65.1		
Clemson	7	9	71.8	72.7	19	13	74.3	67.9		
Virginia Tech	4	12	68.1	71.1	14	16	68.7	65.2		
Georgia Tech	4	12	70.1	74.3	11	17	71.9	72.1		
Wake Forest	3	13	72.2	78.0	17	17	73.0	71.7		

**Vs. Non-Conference:** 129-40 (.763)      **Vs. Non-ACC Ranked Teams:** 6-13  
**NCAA:** (4 teams; 6-4)      **NIT:** (6 teams; 4-6)  
**Teams Ranked:** B. College, Duke, Maryland, No. Carolina, NC State, W. Forest

### 2006-07 Final Standings

Team	AP Coach	W	ACC			W	Overall			
			L	For	Opp		L	For	Opp	
North Carolina	4	5	11	5	84.4	71.6	31	7	92.8	68.6
Virginia	x	24	11	5	72.4	70.8	21	11	77.0	70.8
Maryland	18	23	10	6	77.2	73.1	25	9	79.0	67.5
Virginia Tech	x	25	10	6	72.0	71.4	22	12	71.5	64.1
Boston College	10	6	71.8	70.5	21	12	74.3	69.8		
Duke	8	8	70.9	67.8	22	11	70.4	62.0		
Georgia Tech	8	8	72.8	71.9	20	12	78.6	69.4		
Clemson	7	9	69.3	70.8	25	11	73.2	65.7		
Florida State	7	9	73.4	72.9	22	13	74.5	69.0		
NC State	5	11	67.5	74.4	20	16	71.7	71.5		
Wake Forest	5	11	68.1	76.8	15	16	73.8	76.4		
Miami	4	12	70.3	78.1	12	20	71.2	72.9		

**Vs. Non-Conference:** 149-42 (.780)      **Vs. Non-ACC Ranked Teams:** 9-13  
**NCAA:** (7 teams; 7-7)      **NIT:** (3 teams; 8-3)  
**Teams Ranked:** Clemson, B. College, Duke, G. Tech, Maryland, N. Carolina, Virginia, Va. Tech

### 2006 ACC Tournament, Greensboro, N.C. (March 9-10-11-12)

**First Round** - #8 Miami d. #9 Clemson 66-63; #12 Wake Forest d. #5 Florida State 78-66; #7 Virginia d. #10 Virginia Tech 60-56; #6 Maryland d. #11 Georgia Tech 82-64.  
**Quarterfinals** - #1 Duke d. #8 Miami 80-76; #12 Wake Forest d. #4 NC State 82-71; #2 North Carolina 79 d. #7 Virginia 79-67; #3 Boston College d. #6 Maryland 80-66.  
**Semifinals** - Duke d. Wake Forest 78-66; Boston College d. North Carolina 85-82.  
**Finals** - Duke d. Boston College 78-76.

**All-Tournament - First Team** - J. Redick, Duke; Craig Smith, BC; Jared Dudley, BC; Shelden Williams, Duke; Tyler Hansbrough, UNC.  
**Second Team** - Greg Paulus, Duke; Louis Hinnant, BC; Josh McRoberts, Duke; Reyshawn Terry, UNC; Eric Williams, WF.  
**Everett Case Award** - J.J. Redick, Duke (23.7 points; 2.0 assists)

### All-Atlantic Coast Conference

First Team	Second Team	Third Team
J.J. Redick, Sr., Duke ..... •324	Al Thornton, Jr., FSU ..... 240	Eric Williams, Sr., WF ..... 120
Tyler Hansbrough, Fr., UNC ..... •324	Guillermo Diaz, Jr., Miami ..... 207	Cameron Benneman, Sr., NCS ..... 106
Shelden Williams, Sr., Duke ..... •324	Justin Gray, Sr., WF ..... 194	Robert Hite, Sr., Miami ..... 104
Craig Smith, Sr., BC ..... •304	Jared Dudley, Jr., BC ..... 176	Nik Caner-Medley, Sr., Md. .... 84
Sean Singletary, So., UVa ..... 262	David Noel, Sr., UNC ..... 127	J.R. Reynolds, Jr., UVa ..... 54
		Reyshawn Terry, Jr., UNC ..... 54

**Player of the Year:** J.J. Redick, Sr., Duke (105); Tyler Hansbrough, Fr., North Carolina (3).  
**Coach of the Year:** Roy Williams, UNC (94); Mike Krzyzewski, Duke (6); Dave Leitao, UVa (5); Leonard Hamilton, FSU (3).  
**Rookie of the Year:** Tyler Hansbrough, Fr., North Carolina (108) - unanimous

### Statistical Leaders

Scoring	Rebounding
J.J. Redick, Sr., Duke ..... (2) 26.8	Shelden Williams, Sr., Duke .... (13) 10.7
Tyler Hansbrough, Fr., UNC ... (48) 18.9	Craig Smith, Sr., BC ..... (29) 9.4
Shelden Williams, Sr., Duke ..... 18.8	Eric Williams, Sr., WF ..... 8.9
Justin Gray, Sr., WF ..... 18.2	Akin Akingbala, Sr., Clem ..... 8.2
Sean Singletary, So, UVa ..... 17.7	Jeremis Smith, So., GT ..... 8.2

### 2007 ACC Tournament, Tampa, Fla. (March 8-9-10-11)

**First Round** - #9 Florida State d. #8 Clemson 67-66; #12 Miami d. #5 Maryland 67-62; #10 NC State d. #7 Duke 85-80 ot; #11 Wake Forest d. #6 Georgia Tech 114-112 2ot.  
**Quarterfinals** - #1 N. Carolina d. #9 Florida State 73-58; #4 Boston College d. #12 Miami 74-71 ot; #10 NC State d. #2 Virginia 79-71; #3 Virginia Tech d. #11 Wake Forest 71-52.  
**Semifinals** - North Carolina d. Boston College 71-56; NC State d. Virginia Tech 72-64.  
**Finals** - North Carolina d. NC State 89-80.

**All-Tournament - First Team** - Brandon Wright, UNC; Wayne Ellington, UNC; Ty Lawson, UNC; Brandon Costner, NCS; Gavin Grant, NCS.  
**Second Team** - Courtney Fells, NCS; Ben McCauley, NCS; Engin Atsur, NCS; Al Thornton, FSU; Tyrese Rice, BC.  
**Everett Case Award** - Brandon Wright, North Carolina (15.7 points; 3.7 rebounds)

### All-Atlantic Coast Conference

First Team	Second Team	Third Team
Jared Dudley, Sr., BC ..... • 318	J.R. Reynolds, Sr., UVa ..... 232	Kyle Visser, Sr., WF ..... 120
Tyler Hansbrough, So., NC. .... • 318	D.J. Strawberry, Sr., Md. . 180	Javaris Crittenton, Fr., GT ... 104
Al Thornton, Sr., FSU ..... • 318	Tyrese Rice, So., BC ..... 177	Brandon Costner, Fr., NCS ... 94
Sean Singletary, Jr., UVa ... 312	Josh McRoberts, So., Duke . 159	Jamon Gordon, Sr., VT ..... 61
Zabian Dowdell, Sr., VT ..... 286	Brandon Wright, Fr., UNC .... 150	Jack McClinton, So., Miami... 48

**Player of the Year:** Jared Dudley, Sr., BC (45); Al Thornton, Sr., FSU (30); Tyler Hansbrough, So., UNC (19); Sean Singletary, UVa (12).  
**Coach of the Year:** Dave Leitao, UVa (64); Gary Williams, md. (19); Seth Greenberg, VT (15); Roy Williams, UNC (4); Al Skinner, BC (3); Sidney Lowe, NCS (1).  
**Rookie of the Year:** Brandon Wright, UNC (49); Javaris Crittenton, GT (27); Brandon Costner, NCS (23).

### Statistical Leaders

Scoring	Rebounding
Al Thornton, Sr., FSU ..... (29) 19.7	Jared Dudley, Sr., BC ..... (54) 8.3
Jared Dudley, Sr., BC ..... (38) 19.0	Tyler Hansbrough, So., UNC .. (72) 7.9
Sean Singletary, Jr., UVa ..... (39) 19.0	Josh McRoberts, So., Duke ... (75) 7.9
Tyler Hansbrough, So., UNC .. (54) 18.4	Ekene Ibekwe, Sr., Md. .... (91) 7.8
J.R. Reynolds, Sr., UVa ..... (55) 18.4	Kyle Visser, Sr., WF ..... 7.4

## 2008

**North Carolina - ACC Champion**  
**Tyler Hansbrough, UNC - ACC Player of the Year**  
**Kyle Singler, Duke - ACC Rookie of the Year**  
**Seth Greenberg, VT - ACC Coach of the Year**



North Carolina captured its second straight ACC Tournament title and league-best 17th overall, defeating Clemson 86-81 for the championship in Charlotte's Bobcats Arena ... the runner-up Tigers were playing in the championship game for the second time and the first since 1962 ... North Carolina, Clemson, Duke and Miami landed spots in the NCAA Tournament, with the Tar Heels advancing to the Final Four for the 17th time ... UNC's Tyler Hansbrough, with league bests of 22.6 ppg and 10.2 rpg, was the consensus National Player of the Year and unanimous ACC Player of the Year ... the ACC placed a total of eight teams in postseason play as Virginia Tech, Maryland and Florida State earned NIT bids and Virginia played in the inaugural CBI ... with a 6-4 record, the ACC extended its non-losing streak in NCAA Tournament play to a national-best 21 straight years ... two players topped the 40-point mark, with Boston College's Tyrese Rice tallying 46 against North Carolina and Virginia's Sean Singletary 41 vs. Miami; both games were played on March 1 ... Singletary was the only Division I player with a 40-point game, 10-rebound game and 10-assist game ... ACC won its ninth straight ACC-Big Ten Challenge, holding an 8-3 edge ... NC State's J.J. Hickson set an ACC freshman record with 31 points in his first college game against William & Mary (N15).

## 2009

**North Carolina - National Champion**  
**Duke - ACC Champion**  
**Ty Lawson, UNC - ACC Player of the Year**  
**Sylvan Landesberg, UVa - ACC Rookie; Leonard Hamilton ACC Coach**



North Carolina captured the ACC's fourth national title in nine years and the 11th overall, downing Michigan State 89-72 before 72,922 in Detroit's Ford Field ... the Tar Heel's Wayne Ellington was named the Final Four MOP who averaged 19.5 points per game in wins over the Spartans and Villanova ... Duke, behind ACC Tournament MVP Jon Scheyer, won its 17th ACC championship with a 79-69 victory over Florida State, which had advanced to the ACC title game for the first time with wins over Georgia Tech and the top-seeded Tar Heels ... seven ACC teams - Boston College, Clemson, Duke, Florida State, Maryland, North Carolina and Wake Forest - earned NCAA berths while Virginia Tech and Miami participated in the NIT ... the ACC won its 10th straight ACC-Big Ten Challenge, holding a 6-5 edge ... UNC's Tyler Hansbrough, a three-time first-team consensus All-American, finished his career as the ACC's all-time leading scorer with 2,872 points ... Maryland's Greivis Vasquez turns in the ACC's 23rd triple-double with 35 points, 11 rebounds and 10 assists in an 88-85 overtime win over North Carolina (F21) ... the ACC Tournament returned to Atlanta's Georgia Dome for the second time and becomes the second-most attended conference basketball tournament in NCAA history with 158,112 spectators in the four days.

### 2007-08 Final Standings

Team	AP Coach	W	ACC			Overall			
			L	For	Opp	W	L	For	Opp
North Carolina.....	1..... 3	14	2	87.2	75.9	36	3	88.6	72.5
Duke .....	9..... 16	13	3	83.8	74.4	28	6	83.2	69.4
Clemson.....	22..... x	10	6	77.8	72.8	24	10	79.2	69.8
Virginia Tech.....	9	7	72.0	72.2	21	14	70.2	64.7	
Miami.....	8	8	74.8	75.8	23	11	74.8	67.9	
Maryland.....	8	8	75.2	75.7	19	15	73.0	69.8	
Georgia Tech.....	7	9	77.4	77.6	15	17	77.6	76.0	
Wake Forest.....	7	9	73.9	76.4	17	13	72.2	69.4	
Florida State.....	7	9	69.4	73.2	19	15	72.1	69.0	
Virginia .....	5	11	73.9	77.7	17	16	76.8	74.8	
Boston College.....	4	12	72.8	77.4	14	17	71.1	72.4	
NC State.....	4	12	68.4	77.4	15	16	67.3	69.7	

**Vs. Non-Conference:** 141-46 (.754)      **Vs. Non-ACC Ranked Teams:** 7-12  
**NCAA:** (4 teams; 6-4)      **NIT:** (3 teams; 3-3)  
**Teams Ranked:** Clemson, Duke, Miami, North Carolina, NC State, Virginia

### 2008 ACC Tournament, Charlotte, N.C. (March 13-14-15-16)

**First Round** - #9 Florida State d. #8 Wake Forest 70-60; #5 Miami d. #12 NC State 63-50; #7 Georgia Tech d. #10 Virginia 94-76; #11 Boston College d. #6 Maryland 71-68.  
**Quarterfinals** - #1 N. Carolina d. #9 Florida State 82-70; #4 Virginia Tech d. #5 Miami 63-49; #2 Duke d. #7 Georgia Tech 82-70; #3 Clemson d. #11 Boston College 82-48.  
**Semifinals** - North Carolina d. Virginia Tech 68-66; Clemson d. Duke 78-74.  
**Finals** - North Carolina d. Clemson 86-81.

**All-Tournament - First Team** - Tyler Hansbrough, UNC; Wayne Ellington, UNC; Marcus Ginyard, UNC; K.C. Rivers, Clem.; Trevor Booker, Clem.  
**Second Team** - James Mays, Clem.; Cliff Hammonds, Clem.; DeMarcus Nelson, Duke; Malcolm Delaney, VT; A.D. Vassallo, VT.  
**Everett Case Award** - Tyler Hansbrough, North Carolina (22.8 points; 8.7 rebounds)

### All-Atlantic Coast Conference

First Team	Second Team	Third Team
Tyler Hansbrough, Jr., NC... • 270	Greivis Vasquez, So., Md... 199	Kyle Singler, Fr., Duke ..... 107
Tyrese Rice, Jr., BC..... 261	James Gist, Sr., Md..... 186	Cliff Hammonds, Sr., Clem... 101
Sean Singletary, Sr., UVa... 257	Wayne Ellington, So., UNC... 158	Toney Douglas, Jr., FSU ..... 98
DeMarcus Nelson, Sr., Duke ... 250	A.D. Vassallo, Jr., VT ..... 120	James Johnson, Fr., WF ..... 69
Jack McClinton, Jr., Miami... 208	K.C. Rivers, Jr., Clem..... 115	Greg Paulus, Jr., Duke..... 64

**Player of the Year:** Tyler Hansbrough, Jr., UNC (90) - unanimous  
**Coach of the Year:** Seth Greenberg, VT (25); Frank Haith, Miami (23); Roy Williams, UNC (17); Oliver Purnell, Clem. (15); Mike Krzyzewski, Duke (8); Dino Gaudio, WF (2)  
**Rookie of the Year:** Kyle Singler, Duke (44); James Johnson, WF (30); J.J. Hickson, NCS (11).

### Statistical Leaders

Scoring	Rebounding
Tyler Hansbrough, Jr., UNC . (12) 22.6	Tyler Hansbrough, Jr., UNC . (17) 10.2
Tyrese Rice, Jr., BC..... (20) 21.0	J.J. Hickson, Fr., NCS ..... (50) 8.5
Sean Singletary, Sr. UVa..... (36) 19.8	James Johnson, Fr., WF..... 8.1
Jack McClinton, Jr., UM..... 17.7	James Gist, Sr., Md. .... 7.9
Greivis Vasquez, So., Md. .... 17.0	Jeff Allen, Fr., VT..... 7.6

### 2008-09 Final Standings

Team	AP Coach	W	ACC			Overall			
			L	For	Opp	W	L	For	Opp
North Carolina.....	2..... 1	13	3	87.2	76.3	34	4	89.8	72.0
Duke .....	6..... 11	11	5	75.1	68.4	30	7	77.5	65.9
Wake Forest.....	12..... 20	11	5	79.3	75.1	24	7	81.0	70.7
Florida State.....	16..... 22	10	6	70.0	68.1	25	10	68.3	64.9
Clemson.....	24..... x	9	7	77.1	72.1	23	9	78.3	68.0
Boston College.....	9	7	73.2	74.6	22	12	74.4	70.5	
Maryland.....	7	9	69.8	74.5	21	14	71.8	69.1	
Virginia Tech.....	7	9	72.3	75.2	19	15	72.6	70.7	
Miami.....	7	9	71.2	72.0	19	13	72.7	66.3	
NC State.....	6	10	72.4	76.4	16	14	73.0	69.6	
Virginia .....	4	12	67.1	74.3	10	18	70.0	72.5	
Georgia Tech.....	2	14	68.3	76.1	12	19	71.2	71.5	

**Vs. Non-Conference:** 148-35 (.809)      **Vs. Non-ACC Ranked Teams:** 12-11  
**NCAA:** (7 teams; 9-6)      **NIT:** (2 teams; 2-2)  
**Teams Ranked:** B. College, Clemson, Duke, FSU, Miami, N. Carolina, W. Forest

### 2009 ACC Tournament, Atlanta, Ga. (March 12-13-14-15)

**First Round** - #8 Virginia Tech d. #9 Miami 65-47; #12 Georgia Tech d. #5 Clemson 86-81; #7 Maryland d. #10 NC State 74-69; #6 Boston College d. #11 Virginia 76-63.  
**Quarterfinals** - #1 N. Carolina d. #8 Virginia Tech 79-76; #4 Florida State d. #12 Georgia Tech 64-62; #7 Maryland d. #2 Wake Forest 75-64; #3 Duke d. #6 Boston College 66-65.  
**Semifinals** - Florida State d. North Carolina 73-70; Duke d. Maryland 67-61.  
**Finals** - Duke d. Florida State 79-69.

**All-Tournament - First Team** - Toney Douglas, FSU; Jon Scheyer, Duke; Kyle Singler, Duke; Tyler Hansbrough, UNC; Gerald Henderson, Duke.  
**Second Team** - Greivis Vasquez, Md.; Lewis Clinch, GT; Wayne Ellington, UNC; Solomon Alabi, FSU; Eric Hayes, Md.  
**Everett Case Award** - Jon Scheyer, Duke (21.7 points; 4.0 rebounds)

### All-Atlantic Coast Conference

First Team	Second Team	Third Team
Tyler Hansbrough, Sr., UNC • 228	Jeff Teague, So., WF ..... 185	James Johnson, So., WF..... 100
Toney Douglas, Sr., FSU ..... 226	Trevor Booker, Jr., Clem. .... 156	Malcolm Delaney, So., VT ..... 83
Ty Lawson, Jr., UNC ..... 224	Tyrese Rice, Sr., BC ..... 151	A.D. Vassallo, Sr., VT ..... 81
Gerald Henderson, Jr., Duke ... 210	Kyle Singler, So., Duke..... 128	Danny Green, Sr., UNC..... 48
Jack McClinton, Sr., Miami ... 188	Greivis Vasquez, Jr., Md. .... 116	Gani Lawal, So., GT..... 46

**Player of the Year:** Ty Lawson, Jr., UNC (31); Toney Douglas, Sr., FSU (27); Tyler Hansbrough, Sr., UNC (13).  
**Coach of the Year:** Leonard Hamilton, FSU (55); Al Skinner, BC (10); Dino Gaudio, WF (2); Oliver Purnell, Clem., (2); Roy Williams, UNC (2); Gary Williams, Md. (1).  
**Rookie of the Year:** Sylvan Landesberg, UVa (55); Al-Farouq Aminu, WF (20).

### Statistical Leaders

Scoring	Rebounding
Toney Douglas, Sr., FSU ..... (16) 21.5	Trevor Booker, Jr., Clem. .... (22) 9.7
Tyler Hansbrough, Sr., UNC . (20) 20.7	Gani Lawal, So., GT..... (25) 9.5
Jack McClinton, Sr., UM ..... (37) 19.3	James Johnson, So., WF ..... 8.5
A.D. Vassallo, Sr., VT..... (41) 19.1	Jeff Allen, So., VT..... 8.4
Jeff Teague, So., WF ..... (46) 18.8	Al-Farouq Aminu, Fr., WF..... 8.2



2010

**Duke - ACC Champion & National Champion**  
**Greivis Vasquez, Md. - ACC Player of the Year**  
**Derrick Favors, GT - ACC Rookie of the Year**  
**Gary Williams, Md. - ACC Coach of the Year**



Duke claimed its fourth NCAA National Championship, defeating Butler 61-59, before 70,930 in Indianapolis' Lucas Oil Stadium ... the Blue Devils have won NCAA titles in three consecutive decades in 1991, 1992, 2001 and 2010 ... Duke's Kyle Singler averaged 20.0 points and 8.5 rebounds en route to being named the Most Outstanding Player of the Final Four ... Duke also captured its ninth ACC title in 12 years and a league-best 18th overall, defeating seventh-seeded Georgia Tech 65-61 for the ACC championship in Greensboro ... the Yellow Jackets were playing in the championship game for the first time since 2005 and seventh time overall ... six ACC teams - Duke, Clemson, Florida State, Georgia Tech, Maryland and Wake Forest - landed spots in the NCAA Tournament ... three league teams - North Carolina, NC State and Virginia Tech - earned NIT bids, with the Tar Heels advancing to the championship game before losing to Dayton ... Maryland's Greivis Vasquez and Gary Williams, were named ACC Player and Coach of the Year, respectively, while Georgia Tech's Derrick Favors earned league Rookie of the Year honors ... with a 9-5 record, the ACC extended its non-losing streak in NCAA Tournament play to a national-best 22 straight years ... for the second time in four years, 10 ACC teams finished the season with 20 or more wins.

### 2009-10 Final Standings

Team	AP Coach	ACC			Overall					
		W	L	For	Opp	W	L	For	Opp	
Duke	3	1	13	3	73.5	61.9	35	5	77.0	61.0
Maryland	20	18	13	3	77.9	70.4	24	9	79.7	68.3
Florida State	10	6	64.9	63.2	22	10	68.2	60.4		
Virginia Tech	10	6	72.2	70.8	25	9	72.7	65.1		
Wake Forest	9	7	69.5	69.7	20	11	72.8	69.5		
Clemson	9	7	68.3	66.1	21	11	73.4	64.5		
Georgia Tech	7	9	70.8	71.6	23	13	72.8	65.7		
Boston College	6	10	65.1	68.3	15	16	69.2	66.1		
North Carolina	5	11	66.8	72.4	20	17	74.5	71.9		
Virginia	5	11	62.8	67.5	15	16	65.5	63.6		
NC State	5	11	65.4	70.0	20	16	66.6	64.5		
Miami	4	12	65.6	70.7	20	13	72.4	64.7		

**Vs. Non-Conference:** 153-39 (.797)      **Vs. Non-ACC Ranked Teams:** 11-12  
**NCAA:** (6 teams; 9-5)      **NIT:** (3 teams; 7-3)  
**Teams Ranked:** Clemson, Duke, Florida St., Georgia Tech, Maryland, Miami, N. Carolina, Wake Forest

### 2010 ACC Tournament, Greensboro, N.C. (March 11-12-13-14)

**First Round** - #9 Virginia d. #8 Boston College 68-62; #12 Miami d. #5 Wake Forest 83-62; #7 Georgia Tech d. #10 North Carolina 62-58; #11 NC State d. #6 Clemson 59-57.  
**Quarterfinals** - #1 Duke d. #9 Virginia 57-46; #12 Miami d. #4 Virginia Tech 70-65; #7 Georgia Tech d. #2 Maryland 69-64; #11 NC State d. #3 Florida State 58-52.  
**Semifinals** - #1 Duke d. #12 Miami 77-74; #7 Georgia Tech d. #11 NC State 57-54.  
**Finals** - #1 Duke d. #7 Georgia Tech 65-61.

**All-Tournament - First Team** - Kyle Singler, Duke; Nolan Smith, Duke; Jon Scheyer, Duke; Derrick Favors, GT; Durand Scott, Miami.  
**Second Team:** Gani Lawal, GT; Iman Shumpert, GT; Reggie Johnson, Miami; Tracy Smith, NCS; Scott Wood, NCS.  
**Everett Case Award** - Kyle Singler, Duke (21.7 points, 8.3 rebounds)

### All-Atlantic Coast Conference

First Team	Second Team	Third Team
Greivis Vasquez, Sr., Md. .... 159	Al-Farouq Aminu, So., WF ..... 126	Gani Lawal, Jr., GT ..... 73
Jon Scheyer, Sr., Duke ..... 159	Nolan Smith, Jr., Duke ..... 104	Dorenzo Hudson, Jr., VT ..... 51
Malcolm Delaney, Jr., VT ..... 159	Sylvan Landesberg, So., UVa ..... 95	Chris Singleton, So., FSU ..... 50
Trevor Booker, Sr., Clem ..... 137	Tracy Smith, Jr., NCS ..... 82	Joe Trapani, Jr., BC ..... 38
Kyle Singler, Jr., Duke ..... 134	Ishmael Smith, Sr., WF ..... 76	Solomon Alabi, So., FSU ..... 30

**Player of the Year:** Greivis Vasquez, Md. (39); Jon Scheyer, Duke (12); Malcolm Delaney, VT (2)  
**Coach of the Year:** Gary Williams, Md. (42); Mike Krzyzewski, Duke (8); Seth Greenberg, VT (2); Leonard Hamilton (1).  
**Rookie of the Year:** Derrick Favors, GT (45); Jordan Williams, Md. (6); Durand Scott, Miami (1); Glen Rice, Jr., GT (1)

### Statistical Leaders

Scoring	Rebounding
Malcolm Delaney, Jr., VT ..... (26) 20.2	Al-Farouq Aminu, So., WF ..... (12) 10.7
Greivis Vasquez, Sr., Md. .... (35) 19.6	Jordan Williams, Fr., Md. .... 8.6
Jon Scheyer, Sr., Duke ..... 18.2	Gani Lawal, Jr., GT ..... 8.5
Kyle Singler, Jr., Duke ..... 17.7	Derrick Favors, Fr., GT ..... 8.4
Nolan Smith, Jr., Duke ..... 17.4	Trevor Booker, Sr., Clem ..... 8.4

2011

**Duke - ACC Champion**  
**Nolan Smith, Duke - ACC Player of the Year**  
**Harrison Barnes, UNC - ACC Rookie of the Year**  
**Roy Williams, UNC - ACC Coach of the Year**



Duke claimed its third-straight ACC championship, 10th in 13 years, and 19th overall, with a 75-58 victory over North Carolina ... Duke's Kyle Singler finished eighth among ACC career scoring leaders with 2,392 points while Virginia Tech's Malcolm Delaney was 14th (2,255) ... Singler became only the 10th player in league annals to have 2,000 points and 1,000 rebounds in his career ... Virginia Tech's Jeff Allen became the first player in ACC history with at least 1,500 points, 1,000 rebounds, and 150 blocks in his career ... Wake Forest's Travis McKie became only the 10th freshman in ACC history to lead his team in both scoring (13.0) and rebounding (7.7) ... Wake Forest's Travis McKie became only the 10th freshman in ACC history to lead his team in both scoring (13.0) and rebounding (7.7) ... Maryland's Jordan Williams led the ACC, and tied for second nationally, with 25 double-doubles ... Georgia Tech's Iman Shumpert became only the seventh player in ACC history to lead his team in scoring (17.3), rebounding (5.9) and assists (3.5) in the same season ... Duke's Mike Krzyzewski finished the season with 900 career victories in 36 seasons as a head coach ... with an 8-4 record, the ACC extended its non-losing streak in NCAA Tournament play to a national-best 23 straight years.

### 2010-11 Final Standings

Team	AP Coach	ACC			Overall					
		W	L	For	Opp	W	L	For	Opp	
North Carolina	7	8	14	2	74.4	66.6	29	8	77.5	68.8
Duke	3	7	13	3	74.3	63.6	32	5	80.9	64.7
Florida State	19	11	5	68.2	65.2	23	11	69.1	62	
Virginia Tech	9	7	70.2	66.1	22	12	70.3	62.7		
Clemson	9	7	66.6	62.6	22	12	68.5	61.4		
Boston College	9	7	69.4	69.4	21	13	71.8	69.3		
Maryland	7	9	72.8	72.6	19	14	76.8	67.6		
Virginia	7	9	59.3	62.2	16	15	61.9	62.4		
Miami	6	10	66.9	68.8	21	15	71.6	67.6		
NC State	5	11	68.9	73.8	15	16	70.7	70.5		
Georgia Tech	5	11	67.1	68.9	13	18	67.8	67.1		
Wake Forest	1	15	61.6	80.1	8	24	67.2	77.2		

**Vs. Non-Conference:** 134-56 (.705)      **Vs. Non-ACC Ranked Teams:** 8-17  
**NCAA:** (4 teams; 9-5)      **NIT:** (3 teams; 4-3)  
**Teams Ranked:** Duke, Florida State, North Carolina, Virginia Tech

### 2011 ACC Tournament, Greensboro, N.C. (March 10-11-12-13)

**First Round** - #9 Miami d. #8 Virginia 69-62 ot; #5 Boston College d. #12 Wake Forest 81-67; #7 Maryland d. #10 NC State 75-67; #6 Virginia Tech d. #11 Georgia Tech 59-43.  
**Quarterfinals** - #1 North Carolina d. #9 Miami 61-59; #4 Clemson d. #5 Boston College; #2 Duke d. #7 Maryland 87-71; #6 Virginia Tech d. #3 Florida State 52-51.  
**Semifinals** - #1 North Carolina d. #4 Clemson 92-87 ot; #2 Duke d. #6 Virginia Tech 77-63.  
**Finals** - #2 Duke d. #1 North Carolina 75-58.

**All-Tournament - First Team** - Nolan Smith, Duke; Harrison Barnes, UNC; Kyle Singler, Duke; Demontez Stitt, Clem.; Tyler Zeller, UNC.  
**Second Team:** John Henson, UNC; Seth Curry, Duke; Malcolm Delaney, VT; Miles Plumlee, Duke; Kendall Marshall, UNC.  
**Everett Case Award** - Nolan Smith (18.0 points, 6.0 assists)

### All-Atlantic Coast Conference

First Team	Second Team	Second Team
Nolan Smith, Sr., Duke ..... 225	Tyler Zeller, Jr., UNC ..... 161	Chris Singleton, Jr., FSU ..... 126
Jordan Williams, So., Md. .... 210	John Henson, So., UNC ..... 148	Demontez Stitt, Sr., Clem ..... 81
Malcolm Delaney, Sr., VT ..... 202	Harrison Barnes, Fr., UNC ..... 145	Joe Trapani, Sr., BC ..... 63
Kyle Singler, Sr., Duke ..... 199	Iman Shumpert, Jr., GT ..... 132	Malcolm Grant, Jr., Miami ..... 62
Reggie Jackson, Jr., BC ..... 190	Jeff Allen, Sr., VT ..... 131	Kendall Marshall, Fr., UNC ..... 45

**Player of the Year:** Nolan Smith, Duke (73); Kyle Singler, Duke (1); Jordan Williams, Md. (1).  
**Coach of the Year:** Roy Williams, UNC (52); Brad Brownell, Clem. (8); Steve Donahue, BC (6); Leonard Hamilton, FSU (4); Mike Krzyzewski, Duke (3); Seth Greenberg, VT (1); Tony Bennett, Uva (1).  
**Rookie of the Year:** Harrison Barnes, UNC (64); Kendall Marshall, UNC (7); Travis McKie, WF (1); Terrell Stoglin, Md. (1).

### Statistical Leaders

Scoring	Rebounding
Nolan Smith, Sr., Duke ..... (16) 20.6	Jordan Williams, Md. .... (3) 11.8
Malcolm Delaney, Sr., VT ..... (44) 18.7	John Henson, UNC ..... (21) 10.1
Reggie Jackson, Jr., BC ..... 18.2	Jeff Allen, VT ..... (26) 9.7
Iman Shumpert, Jr., GT ..... 17.3	Reggie Johnson, UM ..... (28) 9.6
Kyle Singler, Sr., Duke ..... 16.9	Mason Plumlee, Duke ..... 8.4

2012

**Florida State - ACC Champion**  
**Tyler Zeller, UNC - ACC Player of the Year**  
**Austin Rivers, Duke - ACC Rookie of the Year**  
**Leonard Hamilton, FSU - ACC Coach of the Year**



Florida State, behind the play of Tournament MVP Michael Snaer, claimed its first-ever ACC title with an 85-82 win over fourth-ranked North Carolina in the finals of the 59th annual ACC Tournament held at the Philips Arena in Atlanta, Ga. ... Snaer averaged 18.0 points and 3.3 assists to lead the 17th-ranked Seminoles to the championship game for the second time in four years following victories over Miami and No. 6 Duke ... five ACC teams - Duke, Florida State, North Carolina, NC State and Virginia - earned NCAA berths ... three ACC teams - North Carolina (4), Duke (8) and Florida State (10) - are ranked in the final AP poll for the eighth time overall ... Florida State's Leonard Hamilton was named ACC Coach of the Year ... North Carolina's Tyler Zeller was selected ACC Player of the Year while teammate John Henson was tabbed as the ACC Defensive Player of the Year ... Duke's Austin Rivers was selected ACC Rookie of the Year nine times during the 2011-12 season en route to being unanimously selected as ACC Rookie of the Year ... North Carolina led the nation in rebound margin (+10.5) ... Maryland's Terrell Stoglin led the ACC and was sixth nationally in scoring (21.6) ... NC State's Scott Wood set an ACC record with 66 consecutive free throws made ... UNC's Kendall Marshall set three ACC single-season assist records - total assists (351), assists per game (9.8) and games with 10 or more assists (17).

### 2011-12 Final Standings

Team	AP Coach	W	ACC			W	Overall			
			L	For	Opp		L	For	Opp	
North Carolina	4	6	14	2	76.9	65.6	32	6	81.3	67.1
Duke	8	14	13	3	75.4	68.6	27	7	77.3	68.6
Florida State	10	15	12	4	68.2	63.4	25	10	69.8	62.9
Virginia	9	7	9	7	59.9	55.7	22	10	62.5	54.2
NC State	20	9	7	7	70.2	68.0	24	13	72.9	67.6
Miami	9	7	7	7	70.2	65.7	20	13	70.7	66.1
Clemson	8	8	8	8	65.4	62.9	16	15	64.5	60.6
Maryland	6	10	6	10	67.8	72.5	17	15	68.7	70.7
Virginia Tech	4	12	4	12	59.9	64.5	16	17	65.1	62.3
Wake Forest	4	12	4	12	61.4	70.2	13	18	65.5	70.4
Georgia Tech	4	12	4	12	58.6	65.5	11	20	60.2	62.6
Boston College	4	12	4	12	56.9	68.2	9	22	59.1	68.5

**Vs. Non-Conference:** 125-58 (.683)      **Vs. Non-ACC Ranked Teams:** 8-17  
**NCAA:** (4 teams; 8-4)      **NIT:** (1 team; 1-1)  
**Teams Ranked:** Duke, Florida State, North Carolina, NC State, Virginia

### 2012 ACC Tournament, Atlanta, Ga. (March 8-9-10-11)

**First Round** - #8 Maryland d. #9 Wake Forest 82-60; #5 NC State d. #12 Boston College 78-57; #10 Virginia Tech d. #7 Clemson 68-63; #6 Miami d. #11 Georgia Tech 54-36.  
**Quarterfinals** - #1 North Carolina d. #8 Maryland 85-69; #5 NC State d. #4 Virginia 67-64; #2 Duke d. #10 Virginia Tech 60-56; #3 Florida State d. #6 Miami 82-71.  
**Semifinals** - #1 North Carolina d. #5 NC State 69-67; #3 Florida State d. #2 Duke 62-59.  
**Finals** - #3 Florida State d. #1 North Carolina 85-82.

**All-Tournament - First Team** - Michael Snaer, FSU; Tyler Zeller, UNC; Kendall Marshall, UNC; Luke Loucks, FSU; C. J. Leslie, NCS.  
**Second Team** - Harrison Barnes, UNC; Bernard James, FSU; Lorenzo Brown, NCS; Austin Rivers, Duke; Terrell Stoglin, Md.  
**Everett Case Award** - Michael Snaer, FSU (18.0 points, 3.3 assists)

### All-Atlantic Coast Conference

First Team	Second Team	Third Team
Tyler Zeller, Sr., UNC ..... 186	Kendall Marshall, So., UNC ..... 151	Seth Curry, Jr., Duke ..... 65
Mike Scott, Sr., UVA ..... 184	Terrell Stoglin, So., Md. .... 131	C.J. Harris, Jr., WF ..... 57
John Henson, Jr., UNC ..... 170	Michael Snaer, Jr., FSU ..... 127	Lorenzo Brown, So., NCS ..... 52
Austin Rivers, Fr., Duke ..... 164	C.J. Leslie, So., NCS ..... 99	Kenny Kadji, Jr., Miami ..... 45
Harrison Barnes, So., UNC ..... 153	Erick Green, Jr., VT ..... 70	Mason Plumlee, Jr., Duke ..... 43

**Player of the Year:** Tyler Zeller, Sr., UNC (45); Mike Scott, Sr., UVA (14); Harrison Barnes, So., UNC (2); John Henson, Jr., (1).  
**Coach of the Year:** Leonard Hamilton, FSU (21); Mike Krzyzewski, Duke (20); Tony Bennett, UVA., (9); Mark Gottfried, NCS, (5); Roy Williams, UNC, (3); Brad Brownell, Clem. (2); Mark Turgeon, Md., (1); Jim Larranaga, Miami, (1)  
**Rookie of the Year:** Austin Rivers, Duke (62).

### Statistical Leaders

Scoring	Rebounding
Terrell Stoglin, Md. .... (6) 21.6	John Henson, Jr., UNC ..... (23) 9.9
Mike Scott, UVA ..... (40) 18.0	Tyler Zeller, Sr., UNC ..... (28) 9.6
Harrison Barnes, UNC ..... 17.1	Richard Howell, Jr., NCS ..... 9.2
C.J. Harris, WF ..... 16.7	Mason Plumlee, Jr., Duke ..... 9.2
Tyler Zeller, UNC ..... 16.3	Mike Scott, Sr., UVA ..... 8.3

2013

**Miami - ACC Champion**  
**Erick Green - ACC Player of the Year (Media)**  
**Shane Larkin, UM - ACC Player of the Year (Coaches)**  
**Olivier Hanlan - ACC Rookie of the Year**  
**Jim Larranaga, UM - ACC Coach of the Year**



Miami became the first non-North Carolina team to sweep an outright regular season title and the tournament title in the same year ... sophomore guard Shane Larkin earned ACC Tournament MVP honors averaging 23.7 and 5.0 assists in three games ... Virginia Tech's Erick Green became just the second ACC player to earn a NCAA scoring title and the first since Grady Wallace of South Carolina in 1957 ... Green also became the first player in league history to win ACC player of the year honors off a last-place team ... No. 5 Miami and No. 6 Duke finished in the final AP top 10 ... the ACC has had a team in the final AP top 10 every year since 1971 ... the Blue Devils have appeared in 133 straight AP top 10s, the longest such streak in ACC history ... Miami's Jim Larranaga earned ACC Coach of the Year honors in his second season at Miami ... Boston College's Olivier Hanlan, the ACC Rookie of the Year, set an ACC freshman single-game scoring mark when he netted 41 points in the Eagles' 84-64 win over Georgia Tech in the ACC Tournament ... North Carolina's Dexter Strickland led the NCAA in assists-to-turnover ratio (3.19:1) ... Clemson's 6-foot-6 forward K.J. McDaniels was the shortest player ever to lead the ACC in blocked shots (2.1) ... Virginia Tech's James Johnson became the 70th head coach in ACC history when he debuted with an 80-62 win over East Tennessee State (N10) ... C.J. Harris became the first Wake Forest player since Darius Songalla in 2000 to lead the ACC in free throw percentage (.847).

### 2012-13 Final Standings

Team	AP Coach	W	ACC			W	Overall			
			L	For	Opp		L	For	Opp	
Miami	5	10	15	3	68.7	59.7	29	7	69.7	60.6
Duke	6	5	14	4	77.2	67.1	30	6	77.2	65.3
North Carolina	12	6	12	6	72.2	67.6	25	11	76.7	69.2
NC State	11	7	11	7	75.1	71.1	24	11	77.4	70.2
Virginia	11	7	11	7	63.9	57.2	23	12	64.2	55.6
Florida State	9	9	9	9	62.1	68.2	18	16	67.0	68.6
Maryland	8	10	8	10	66.3	66.5	25	13	70.7	64.0
Boston College	7	11	7	11	65.8	69.3	16	17	67.1	68.1
Georgia Tech	6	12	6	12	62.8	67.1	16	15	64.3	62.4
Wake Forest	6	12	6	12	65.9	71.2	13	18	67.5	70.3
Clemson	5	13	5	13	57.7	62.8	13	18	61.5	60.1
Virginia Tech	4	14	4	14	65.7	75.7	13	19	70.2	74.8

**Vs. Non-Conference:** 126-44 (.741)      **Vs. Non-ACC Ranked Teams:** 8-11  
**NCAA:** (4 teams; 6-4)      **NIT:** (3 teams; 5-3)  
**Teams Ranked:** Duke, Florida State, Miami, North Carolina, NC State

### 2013 ACC Tournament, Greensboro, N.C. (March 14-15-16-17)

**First Round** - #8 Boston College d. #9 Georgia Tech 84-64; #5 NC State d. #12 Virginia Tech 80-63; #7 Maryland d. #10 Wake Forest 75-62; #6 Florida State d. #11 Clemson 73-69.  
**Quarterfinals** - #1 Miami d. #8 Boston College 69-58; #5 NC State d. #4 Virginia 75-56; #7 Maryland d. #2 Duke 83-74; #3 North Carolina d. #6 Florida State 83-62.  
**Semifinals** - #1 Miami d. #5 NC State 81-71; #3 North Carolina d. #7 Maryland 79-76.  
**Finals** - #1 Miami d. #3 North Carolina 87-77.

**All-Tournament - First Team:** Shane Larkin, UM; Durand Scott, UM; P.J. Hairston, UNC; Reggie Bullock, UNC; Dez Wells, Md. **Second Team:** Olivier Hanlan, BC; Scott Wood, NCS; Trey McKinney Jones, UM; Julian Gamble, UM; Marcus Paige, UNC. **Everett Case Award** - Shane Larkin, UM (23.7 points, 5.0 assists)

### All-Atlantic Coast Conference - ACSMA

First Team	Second Team	Third Team
Mason Plumlee, Sr., Duke ..... 226	Seth Curry, Sr., Duke ..... 178	Michael Snaer, Sr., FSU ..... 93
Erick Green, Sr., VT ..... 225	Kenny Kadji, Sr., Miami ..... 131	C.J. Leslie, Jr., NCS ..... 80
Shane Larkin, So., Miami ..... 224	Lorenzo Brown, Jr., NCS ..... 122	Ryan Anderson, So., BC ..... 46
Joe Harris, Jr., Virginia ..... 219	Reggie Bullock, Jr., UNC ..... 119	Quinn Cook, So., Duke ..... 43
Richard Howell, Sr., NCS ..... 192	James Michael McAdoo, So., UNC ..... 97	Devin Booker, Sr., Clem. .... 43
		Akil Mitchell, Jr., UVA ..... 43

**Player of the Year:** Erick Green, VT (38); Shane Larkin, UM (23); Mason Plumlee, Duke (12); Joe Harris, UVA (2); Michael Snaer, FSU (1).

**Rookie of the Year:** Olivier Hanlan, BC (43); Rasheed Sulaimon, Duke (15); T.J. Warren, NCS (12); Devin Thomas, WF (4); Devin Booker, FSU (1); Robert Carter, Jr., GT (1); Marcus Paige, UNC (1).  
**Defensive Player of the Year:** Durand Scott, UM (23); Shane Larkin, UM (21); Michael Snaer, FSU (7); Mason Plumlee, Duke (6); Jontel Evans, UVA (4); Julian Gamble, UM (4); Richard Howell, NCS (4); Akil Mitchell, UVA (2).  
**Coach of the Year:** Jim Larranaga, UM (75); Mike Krzyzewski, Duke (1); Roy Williams, UNC (1).

### All-Atlantic Coast Conference - Coaches

First Team	Second Team	Third Team
Mason Plumlee, Sr., Duke ..... 33	Reggie Bullock, Jr., UNC ..... 23	C.J. Leslie, Jr., NCS ..... 15
Erick Green, Sr., VT ..... 33	Kenny Kadji, Sr., Miami ..... 23	Michael Snaer, Sr., FSU ..... 14
Shane Larkin, So., Miami ..... 32	James Michael McAdoo, So., UNC ..... 23	Ryan Anderson, So., BC ..... 9
Joe Harris, Jr., Virginia ..... 31	Lorenzo Brown, Jr., NCS ..... 21	Durand Scott, Sr., Miami ..... 9
Seth Curry, Sr., Duke ..... 31	Richard Howell, Sr., NCS ..... 19	C.J. Harris, Sr., WF ..... 8
		Akil Mitchell, Jr., UVA ..... 8

**Player of the Year:** Shane Larkin, Miami (6); Joe Harris, UVA (3); Erick Green, VT (2); Mason Plumlee, Duke (1).

**Rookie of the Year:** Olivier Hanlan, BC (10); Rasheed Sulaimon, Duke (1); T.J. Warren, NCS (1).  
**Defensive Player of the Year:** Durand Scott (3); Jontel Evans, UVA (2); six others with one vote.  
**Coach of the Year:** Jim Larranaga, UM (75); Mike Krzyzewski, Duke (1); Roy Williams, UNC (1).

2014

**Virginia - ACC Champion**  
**T.J. Warren, NCS - ACC Player of the Year**  
**Jabari Parker, Duke - ACC Rookie of the Year**  
**Tony Bennett, UVa - ACC Coach of the Year**



Top-seeded Virginia won its first ACC championship since 1976, fending off third-seeded Duke 72-63 in the title game ... with two teams - Virginia (3) and Duke (8) - listed in the final 2014 Associated Press ranking, the ACC extended its streak to 54 consecutive seasons with at least one team ranked in the top 10 of the final AP Poll ... Duke's Jabari Parker, the USBWA National Freshman of the Year, became the 12th freshman in ACC history to lead his team in both scoring (19.1) and rebounding (8.7) ... Pittsburgh's James Robinson led the ACC and was third nationally a year ago with an ACC single season record 4.11-to-1 assists to turnover ratio ... Clemson led the ACC in free throw percentage (.744) for the first time in league history.

### 2013-14 Final Standings

Team	AP Coach	W	ACC			Overall			
			L	For	Opp	W	L	For	Opp
Virginia.....	3.....10.....	16	2	67.4	54.5	30	7	66.2	55.7
Syracuse.....	14.....17.....	14	4	62.7	58.1	28	6	68.0	59.2
Duke.....	8.....16.....	13	5	75.8	65.8	26	9	78.4	67.4
North Carolina.....	19.....21.....	13	5	73.7	68.8	24	10	76.6	69.8
Pittsburgh.....	.....	11	7	69.6	65.4	26	10	71.8	61.9
Clemson.....	.....	10	8	59.2	60.8	23	13	63.5	58.4
NC State.....	.....	9	9	68.2	71.8	22	14	71.1	69.6
Florida State.....	.....	9	9	67.3	67.0	22	14	70.9	66.4
Maryland.....	.....	9	9	69.6	68.7	17	15	70.9	67.7
Miami.....	.....	7	11	59.2	59.6	17	16	61.5	59.5
Wake Forest.....	.....	6	12	65.6	73.2	17	16	69.7	70.9
Georgia Tech.....	.....	6	12	62.6	67.8	16	17	66.7	66.8
Notre Dame.....	.....	6	12	66.3	70.3	15	17	72.0	70.6
Boston College.....	.....	4	14	66.5	71.5	8	24	68.7	73.6
Virginia Tech.....	.....	2	16	55.3	65.6	9	22	62.9	67.0

**Vs. Non-Conference:** 151-61 (.712) **Vs. Non-ACC Ranked Teams:** 10-17  
**NCAA:** (6 teams; 6-6) **NIT:** (2 teams; 6-2)  
**Teams Ranked:** Duke, Florida State, Miami, North Carolina, NC State, Notre Dame, Pittsburgh

### 2014 ACC Tournament, Greensboro, N.C. (March 12-13-14-15-16)

**First Round** - #12 Wake Forest d. #13 Notre Dame 81-69; #10 Miami d. #15 Virginia Tech 57-53; #11 Georgia Tech d. #14 Boston College 73-70.

**Second Round** - #9 Florida State d. #8 Maryland 67-65; #5 Pittsburgh d. #12 Wake Forest 84-55; #7 NC State d. #10 Miami 67-58; #6 Clemson d. #11 Georgia Tech 69-65 (ot).

**Quarterfinals** - #1 Virginia d. #9 Florida State 64-51; #5 Pittsburgh d. #4 North Carolina 80-75; #7 NC State d. #2 Syracuse 66-63; #3 Duke d. #6 Clemson 63-62.

**Semifinals** - #1 Virginia d. #5 Pittsburgh 51-48; #3 Duke d. #7 NC State 75-67.

**Finals** - #1 Virginia d. #3 Duke 72-63.

**All-Tournament - First Team:** Jabari Parker, Duke; T.J. Warren, NCS; Joe Harris, UVa; Talib Zanna, Pitt; Malcolm Brogdon, UVa. **2nd Team:** Anthony Gill, UVa; Akil Mitchell, UVa; Rodney Hood, Duke; Amile Jefferson, Duke; Lamar Patterson, Pittsburgh. **Everett Case Award:** Joe Harris, Virginia (15.6 ppg).

### All-Atlantic Coast Conference - ACSMA

First Team	2nd Team	3rd Team
Jabari Parker, Fr., Duke.....	231 Malcolm Brogdon, So., UVa.....	170 Olivier Hanlan, So., BC.....
T.J. Warren, So., NCS.....	231 Lamar Patterson, Sr., Pitt.....	158 Joe Harris, Sr., Va.....
Marcus Paige, So., UNC.....	223 Tyler Ennis, Fr., Syr.....	156 Rion Brown, Sr., Miami.....
C.J. Fair, Sr., Syr.....	200 Rodney Hood, So., Duke.....	148 Dez Wells, Jr., Md.....
K.J. McDaniels, Jr., Clem.....	199 James Michael McAdoo, Jr., NC.....	103 Daniel Miller, Sr., GT.....

**Player of the Year:** T.J. Warren, NCS (48); Jabari Parker, Duke (25); Marcus Paige, UNC (2); C.J. Fair, Syr. (1); K.J. McDaniels, Clem. (1).

**Rookie of the Year:** Jabari Parker, Duke (72); Tyler Ennis, Syr. (4); London Perrantes, UVa (1).

**Coach of the Year:** Tony Bennett, UVa (68); Roy Williams, UNC (6); Jamie Dixon, Pitt (1); Brad Brownell, Clem. (1); Jim Larrañaga, UM (1).

**Defensive Player of the Year:** K.J. McDaniels, Clem. (39); Akil Mitchell, UVa (21); Daniel Miller, GT (5); Jabari Parker, Duke (4); Tyler Ennis, Syr. (3); Six others (1).

**Most Improved:** Marcus Paige, UNC (27); T.J. Warren, NCS (15); Rion Brown, UM (14); Lamar Patterson, Pitt (5); K.J. McDaniels, Clem. (3); J.P. Tokoto, UNC (2); Malcolm Brogdon, UVa (2); Nine others (1).

**Sixth Man Award:** Justin Anderson, UVa (29); Ian Miller, FSU (17); Brice Johnson, UNC (13); Aaron Thomas, FSU (4); Andre Dawkins, Duke (4); Coron Williams, WF (3); Six others (1).

### All-Atlantic Coast Conference - Coaches

First Team	Second Team	Third Team
Jabari Parker, Fr., Duke.....	42 Tyler Ennis, Fr., Syr.....	33 James Michael McAdoo, Jr., NC.....
T.J. Warren, So., NCS.....	41 Lamar Patterson, Sr., Pitt.....	31 Olivier Hanlan, So., BC.....
Marcus Paige, So., UNC.....	40 Rodney Hood, So., Duke.....	30 Dez Wells, Jr., Md.....
C.J. Fair, Sr., Syr.....	39 K.J. McDaniels, Jr., Clem.....	28 Eric Atkins, Sr., ND.....
Malcolm Brogdon, So., UVa.....	36 Joe Harris, Sr., UVa.....	24 Rion Brown, Sr., Miami.....

**Player of the Year:** T.J. Warren, NCS (7); Jabari Parker, Duke (3); Malcolm Brogdon, UVa (3); Marcus Paige, UNC (1); Akil Mitchell, UVa (1).

**Rookie of the Year:** Jabari Parker, Duke (13); Tyler Ennis, Syr. (2).

**Coach of the Year:** Tony Bennett, UVa (14); Roy Williams, UNC (1).

**Defensive Player of the Year:** K.J. McDaniels, Clem. (6); Akil Mitchell, UVa (5); Daniel Miller, GT (1); Justin Anderson, UVa (1); Malcolm Brogdon, UVa (1).

**Most Improved:** Marcus Paige, UNC (5); Malcolm Brogdon, UVa (3); K.J. McDaniels, Clem. (2); Rion Brown, UM (1); Landry Nnoko, Clem. (1); Codi Miller-McIntyre, WF (1).

**Sixth Man Award:** Ian Miller, FSU (7); Justin Anderson, UVa (3); Brice Johnson, UNC (2); Andre Dawkins, Duke (1); Coron Williams, WF (1).

### 2014-15 ACC Coaching Records

Coach, School	All Years	All W-L	School Years	School W-L	ACC W-L
Jim Christian, BC	12	243-153	-	0-0	0-0
Brad Brownell, Clem.	12	241-143	4	74-58	34-40
Mike Krzyzewski, Duke	39	983-306	34	910-247	417-169
Leonard Hamilton, FSU	26	419-367	12	219-157	98-109
Brian Gregory, GT	11	215-146	3	43-52	17-39
Rick Pitino, Louis.	29	695-245	13	341-117	0-0
Jim Larrañaga, Miami	30	536-370	3	66-36	36-23
Roy Williams, UNC	26	724-190	11	306-89	145-59
Mark Gottfried, NCS	17	348-193	3	70-38	35-26
Mike Brey, ND	19	399-211	14	300-159	6-13
Jamie Dixon, Pitt	11	288-96	11	288-96	13-8
Jim Boeheim, Syr.	38	948-320	38	948-320	14-5
Tony Bennett, UVa	8	175-93	5	105-60	52-40
Buzz Williams, VT	7	153-86	-	0-0	0-0
Danny Manning, WF	2	38-29	0	0-0	0-0

ACC W-L includes regular season and ACC Tournament games

### Top 5 Career Starts by Percentage

### Milestone Wins

#### First Season - ACC Regular Season Games

#### Fastest to 100 Wins - All Games

Coach, School	Years	W-L	Pct.	Coach, School	G	W-L	Year	Pct.
Matt Doherty, UNC	2001	13-3	.813	Vic Bugas, Duke	128	100-28	1969	.781
Bill Guthridge, UNC	1998	13-3	.813	Roy Williams, UNC	129	100-29	2007	.775
Bucky Waters, Duke	1970	8-6	.571	Skip Prosser, WF	136	100-36	2007	.735
Les Robinson, NCS	1991	8-6	.571	Lefty Driesell, Md.	141	100-41	1974	.709
Five tied with		9-7	.563	Bill Foster, Clem.	147	100-47	1984	.680

#### Second Season - ACC Regular Season Games

#### Fastest to 150 Wins - All Games

Coach, School	Years	W-L	Pct.	Coach, School	G	W-L	Year	Pct.
Bill Guthridge, UNC	1998-99	23-9	.719	Roy Williams, UNC	183	150-33	2009	.830
Jim Larrañaga, Miami	2012-13	28-11	.706	Vic Bugas, Duke	187	150-37	1966	.820
Roy Williams, UNC	2004-05	22-10	.688	Lefty Driesell, Md.	204	150-54	1977	.709
Skip Prosser, WF	2002-03	22-10	.688	Dean Smith, UNC	213	150-63	1970	.704
Dean Smith, UNC	1962-63	17-11	.607	Norm Sloan, NCS	221	150-71	1974	.679
Vic Bugas, Duke	1960-61	17-11	.607					

#### Third Season - ACC Regular Season Games

#### Fastest to 200 Wins - All Games

Coach, School	Years	W-L	Pct.	Coach, School	G	W-L	Year	Pct.
Roy Williams, UNC	2004-06	34-14	.708	Vic Bugas, Duke	254	200-54	1966	.787
Bill Guthridge, UNC	1998-00	32-16	.667	Dean Smith, UNC	278	200-78	1970	.719
Vic Bugas, Duke	1960-62	28-14	.667	Terry Holland, UVa	283	200-83	1983	.707
Skip Prosser, WF	2002-04	31-17	.646	Lefty Driesell, Md.	285	200-85	1980	.702
Frank McGuire, UNC	1954-56	24-15	.615	Norm Sloan, NCS	287	200-87	1977	.697

#### Fourth Season - ACC Regular Season Games

#### Fastest to 250 Wins - All Games

Coach, School	Years	W-L	Pct.	Coach, School	G	W-L	Year	Pct.
Vic Bugas, Duke	1960-63	42-14	.750	Roy Williams, UNC	312	250-66	2012	.791
Roy Williams, UNC	2004-07	45-19	.703	Dean Smith, UNC	341	250-91	1970	.779
Skip Prosser, WF	2002-05	44-20	.688	Lefty Driesell, Md.	352	250-102	1982	.710
Dean Smith, UNC	1962-65	33-23	.589	Mike Krzyzewski, Duke	358	250-108	1988	.698
Bones McKinney, WF	1958-61	31-25	.554	Terry Holland, UVa	370	250-120	1986	.676
				Norm Sloan, NCS	370	250-120	1980	.676

#### Fifth Season - ACC Regular Season Games

#### Fastest to 300 Wins - All Games

Coach, School	Years	W-L	Pct.	Coach, School	G	W-L	Year	Pct.
Vic Bugas, Duke	1960-64	55-15	.786	Dean Smith, UNC	406	300-106	1976	.739
Roy Williams, UNC	2004-08	59-21	.738	Mike Krzyzewski, Duke	412	300-112	1991	.728
Frank McGuire, UNC	1954-58	48-19	.716	Lefty Driesell, Md.	432	300-132	1984	.694
Bones McKinney, WF	1958-62	43-27	.614	Gary Williams, Md.	453	300-153	2004	.662
Skip Prosser, WF	2002-06	47-33	.588	Bobby Cremins, GT	456	300-156	1996	.658





Skip Prosser led Wake Forest to 126 wins during his six years with the Demon Deacons, as well as four NCAA Tournament appearances.



N.C. State's Everett Case – the Old Gray Fox – dominated the early days of the conference, winning the first three ACC titles.



North Carolina's Dean Smith (left) and Duke's Mike Krzyzewski (right) are the two winningest coaches in ACC history. Between the two of them, they have 1,862 career wins, 26 ACC titles, three Olympic gold medals and six national championships.



Terry Holland, hugging 1976 ACC Tournament MVP Wally Walker, is the winningest coach in Virginia history and sixth on the ACC all-time win list.



South Carolina grad Bobby Cremins won 354 games and three ACC championships in his 19 seasons at Georgia Tech.

### Coaching Records

*Years in ACC Only*

#### Victories - All Games

Mike Krzyzewski, Duke	910
Dean Smith, North Carolina	879
Gary Williams, Maryland	461
Bobby Cremins, Georgia Tech	354
Charles "Lefty" Driesell, Maryland	348
Terry Holland, Virginia	326
Roy Williams, North Carolina	306
Norman Sloan, NC State	266
Frank McGuire, UNC & USC	264
Dave Odom, Wake Forest	240

#### Victories - ACC Games

Dean Smith, North Carolina	422
Mike Krzyzewski, Duke	417
Gary Williams, Maryland	210
Frank McGuire, UNC & USC	160
Bobby Cremins, Georgia Tech	149
Roy Williams, North Carolina	144
Charles "Lefty" Driesell, Maryland	139
Vic Bubas, Duke	128
Terry Holland, Virginia	126
Norman Sloan, NC State	117

includes Regular Season & ACC Tournament games

#### Victories - ACC Tournament

Dean Smith, North Carolina	58
Mike Krzyzewski, Duke	55
Vic Bubas, Duke	22
Frank McGuire, UNC & USC	18
Gary Williams, Maryland	18
Charles "Lefty" Driesell, Maryland	17
Roy Williams, North Carolina	15
Bobby Cremins, Georgia Tech	15
Everett Case, NC State	15
Terry Holland, Virginia	15

#### NCAA Tournament Wins

Mike Krzyzewski, Duke	79
Dean Smith, North Carolina	65
Roy Williams, North Carolina	28
Gary Williams, Maryland	25
Bobby Cremins, Georgia Tech	15
Terry Holland, Virginia	15
Jim Valvano, NC State	14
Vic Bubas, Duke	10
Charles "Lefty" Driesell, Maryland	10
Dave Odom, Wake Forest	10

Includes years in the ACC only

### Active Division I Coaches with 400 or more Career Wins

1. Mike Krzyzewski	983
2. Jim Boeheim, Syracuse	948
3. Bob Huggins, West Virginia	740
4. Roy Williams, North Carolina	724
5. Bo Ryan, Wisconsin	704
6. Rick Pitino, Louisville	695
7. Rick Byrd, Belmont	689
8. Jerry Sloman, Youngstown State	688
9. Cliff Ellis, Coastal Carolina	668
10. Larry Hunter, Western Carolina	649
11. John Beilein, Michigan	626
12. Stew Morrill, Utah State	602
13. Rick Barnes, Texas	584
14. John Calipari, Kentucky	555
15. Lon Kruger, Oklahoma	537
16. Jim Larranaga, Miami	536
17. Bill Self, Kansas	532
18. Tubby Smith, Texas Tech	525
19. Greg Kampe, Oakland	517
20. Dana Altman, Oregon	507
21. Kelvin Sampson, Houston	500
22. Tony Shaver, William & Mary	494
23. Steve Alford, UCLA	491
24. Billy Donovan, Florida	486
25. Fran Dunphy, Temple	477
26. Danny Kaspar, Texas State	473
27. Bob McKillop, Davidson	472
28. Tom Izzo, Michigan State	468
29. Dave Loos, Austin Peay	465
30. Bruce Pearl, Auburn	462
31. Bob Williams, UCSB	454
32. John Giannini, La Salle	451
33. Larry Eustachy, Colorado State	444
34. Bob Hoffman, Mercer	436
Oliver Purnell, DePaul	436
36. Jim Baron, Canisius	430
37. Mike Lonergan, George Washington	424
38. Steve Fisher, San Diego State	421
39. Leonard Hamilton, Florida State	419
40. Kevin Stallings, Vanderbilt	415
41. Jay Wright, Villanova	408
Jim Crews, Saint Louis	408
Eddie Payne, USC Upstate	408
44. Mark Few, Gonzaga	403
45. Mike Brey, Notre Dame	399

### Coaching Records

*Minimum of 2 Years in ACC*

#### Winning Percentage - All Games

Mike Krzyzewski, Duke	910-247	.787
Dean Smith, North Carolina	879-254	.776
Roy Williams, North Carolina	306-89	.775
Vic Bubas, Duke	213-67	.761
Bill Guthridge, North Carolina	80-28	.741
Frank McGuire, UNC & USC	264-108	.709
Charles Driesell, Maryland	348-159	.686
Everett Case, NC State	189-88	.682
Norman Sloan, NC State	266-127	.677
Harold Bradley, Duke	105-51	.673

#### Winning Percentage - ACC Regular Season Games

Vic Bubas, Duke	106-32	.768
Roy Williams, North Carolina	130-50	.722
Dean Smith, North Carolina	364-136	.728
Mike Krzyzewski, Duke	362-149	.708
Harold Bradley, Duke	56-24	.700
Frank McGuire, UNC & USC	142-63	.693
Bill Guthridge, North Carolina	32-16	.667
Bones McKinney, Wake Forest	69-43	.616
Murray Greason, Wake Forest	33-21	.611
Norman Sloan, NC State	103-77	.572

#### Winning Percentage - ACC Tournament

Vic Bubas, Duke	22-6	.786
Mike Krzyzewski, Duke	55-20	.733
Dean Smith, North Carolina	58-23	.716
Jim Larranaga, Miami	5-2	.714
Bill Guthridge, North Carolina	5-2	.714
Everett Case, NC State	15-7	.682
Bones McKinney, Wake Forest	12-6	.667
Bill Foster, Duke	8-4	.667
Mark Gottfried, NC State	4-2	.667
Roy Williams, North Carolina	15-9	.625
Mark Gottfried, NC State	5-3	.625

#### Winning Percentage - NCAA Tournament

Roy Williams, North Carolina	29-8	.783
Mike Krzyzewski, Duke	82-26	.759
Vic Bubas, Duke	11-4	.733
Bill Guthridge, North Carolina	8-3	.727
Dean Smith, North Carolina	65-27	.707
Jim Valvano, NC State	14-6	.700
Bill Foster, Duke	6-3	.667
Frank McGuire, UNC & USC	6-3	.667
Gary Williams, Maryland	25-13	.658
Terry Holland, Virginia	15-9	.625

minimum 2 NCAA Tournaments

# Media Post Season Honors

123

Year	ACC Player of Year	ACC Coach of Year	ACC Rookie of Year	Defensive Player of Year	Most Improved	Sixth Man
1954	Dickie Hemric, WF	Everett Case, NCS	--	--	--	--
1955	Dickie Hemric, WF	Everett Case, NCS	--	--	--	--
1956	Ronnie Shavlik, NCS	Murray Greason, WF	--	--	--	--
1957	Len Rosenbluth, UNC	Frank McGuire, UNC	--	--	--	--
1958	Pete Brennan, UNC	Everett Case, NCS	--	--	--	--
1959	Lou Pucillo, NCS	Harold Bradley, Duke	--	--	--	--
1960	Lee Shaffer, UNC	Bones McKinney, WF	--	--	--	--
1961	Len Chappell, WF	Bones McKinney, WF	--	--	--	--
1962	Len Chappell, WF	Bob Stevens, USC	--	--	--	--
1963	Art Heyman, Duke	Vic Bubas, Duke	--	--	--	--
1964	Jeff Mullins, Duke	Vic Bubas, Duke	--	--	--	--
1965	Billy Cunningham, UNC	Press Maravich, NCS	--	--	--	--
1966	Steve Vacendak, Duke	Vic Bubas, Duke	--	--	--	--
1967	Larry Miller, UNC	Dean Smith, UNC	--	--	--	--
1968	Larry Miller, UNC	Dean Smith, UNC	--	--	--	--
1969	John Roche, USC	Frank McGuire, USC	--	--	--	--
1970	John Roche, USC	Norm Sloan, NCS	--	--	--	--
1971	Charlie Davis, WF	Dean Smith, UNC	--	--	--	--
1972	Barry Parkhill, UVa	Bill Gibson, UVa	--	--	--	--
1973	David Thompson, NCS	Norm Sloan, NCS	--	--	--	--
1974	David Thompson, NCS	Norm Sloan, NCS	--	--	--	--
1975	David Thompson, NCS	Lefty Driesell, Md.	--	--	--	--
1976	Mitch Kupchak, UNC	Dean Smith, UNC	Jim Spanarkel, Duke	--	--	--
1977	Rod Griffin, WF	Dean Smith, UNC	Mike Gminski, Duke	--	--	--
			Hawkeye Whitney, NCS	--	--	--
1978	Phil Ford, UNC	Bill Foster, Duke	Gene Banks, Duke	--	--	--
1979	Mike Gminski, Duke	Dean Smith, UNC	Buck Williams, Md.	--	--	--
1980	Albert King, Md.	Lefty Driesell, Md.	Ralph Sampson, UVa	--	--	--
1981	Ralph Sampson, UVa	Terry Holland, UVa	Sam Perkins, UNC	--	--	--
1982	Ralph Sampson, UVa	Terry Holland, UVa	Michael Jordan, UNC	--	--	--
1983	Ralph Sampson, UVa	Bobby Cremins, GT	Mark Price, GT	--	--	--
1984	Michael Jordan, UNC	Mike Krzyzewski, Duke	Bruce Dalrymple, GT	--	--	--
1985	Len Bias, Md.	Bobby Cremins, GT	Duane Ferrell, GT	--	--	--
1986	Len Bias, Md.	Mike Krzyzewski, Duke	Tom Hammonds, GT	--	--	--
1987	Horace Grant, Clem.	Cliff Ellis, Clem.	J.R. Reid, UNC	--	--	--
1988	Danny Ferry, Duke	Dean Smith, UNC	Dennis Scott, GT	--	--	--
1989	Danny Ferry, Duke	Jim Valvano, NCS	Bryant Stith, UVa	--	--	--
1990	Dennis Scott, GT	Cliff Ellis, Clem.	Kenny Anderson, GT	--	--	--
1991	Rodney Monroe, NCS	Dave Odom, WF	Rodney Rogers, WF	--	--	--
1992	Christian Laettner, Duke	Pat Kennedy, FSU	Bob Sura, FSU	--	--	--
1993	Rodney Rogers, WF	Dean Smith, UNC	Martice Moore, GT	--	--	--
1994	Grant Hill, Duke	Dave Odom, WF	Joe Smith, Md.	--	--	--
1995	Joe Smith, Md.	Dave Odom, WF	Greg Buckner, Clem.	--	--	--
1996	Tim Duncan, WF	Bobby Cremins, GT	Stephon Marbury, GT	--	--	--
1997	Tim Duncan, WF	Mike Krzyzewski, Duke	Ed Cota, UNC	--	--	--
1998	Antawn Jamison, UNC	Bill Guthridge, UNC	Robert O'Kelley, WF	--	--	--
1999	Elton Brand, Duke	Mike Krzyzewski, Duke	Chris Williams, UVa	--	--	--
2000	Chris Carrawell, Duke	Mike Krzyzewski, Duke	Joseph Forte, UNC	--	--	--
2001	Shane Battier, Duke	Paul Hewitt, GT	Chris Duhon, Duke	--	--	--
	Joseph Forte, UNC			--	--	--
2002	Juan Dixon, Md.	Gary Williams, Md.	Ed Nelson, GT	--	--	--
2003	Josh Howard, WF	Skip Prosser, WF	Chris Bosh, GT	--	--	--
2004	Julius Hodge, NCS	Herb Sendek, NCS	Chris Paul, WF	--	--	--
2005	J.J. Redick, Duke	Seth Greenberg, VT	Marvin Williams, UNC	Shelden Williams, Duke	--	--
2006	J.J. Redick, Duke	Roy Williams, UNC	Tyler Hansbrough, UNC	Shelden Williams, Duke	--	--
2007	Jared Dudley, BC	Dave Leitao, UVa	Brandan Wright, UNC	Jamon Gordon, VT	--	--
2008	Tyler Hansbrough, UNC	Seth Greenberg, VT	Kyle Singler, Duke	DeMarcus Nelson, Duke	--	--
2009	Ty Lawson, UNC	Leonard Hamilton, FSU	Sylvan Landesberg, UVa	Toney Douglas, FSU	--	--
2010	Greivis Vasquez, Md.	Gary Williams, Md.	Derrick Favors, GT	Chris Singleton, FSU	--	--
2011	Nolan Smith, Duke	Roy Williams, UNC	Harrison Barnes, UNC	John Henson, UNC	--	--
2012	Tyler Zeller, UNC	Leonard Hamilton, FSU	Austin Rivers, Duke	John Henson, UNC	--	--
2013	Erick Green, VT	Jim Larranaga, UM	Olivier Hanlan, BC	Durand Scott, UM	--	--
2014	T.J. Warren, NCS	Tony Bennett, UVa	Jabari Parker, Duke	K.J. McDaniels, Clem.	Marcus Paige, UNC	Justin Anderson, UVa

## Boston College

2006	Craig Smith
2007	• Jared Dudley
2008	Tyrese Rice
2011	Reggie Jackson

## Clemson

1960	Choppy Patterson
1967	Randy Mahaffey
1975	Skip Wise
1980	Billy Williams
1987	Horace Grant
1990	Elden Campbell
1990	Dale Davis
2000	Will Solomon
2002	Edward Scott
2010	Trevor Booker
2014	K.J. McDaniels

## Duke

1954	Rudy D'Emilio
1955	Ronnie Mayer
1956	Joe Belmont
1958	Jim Newcome
1959	Carroll Youngkin
1961	• Art Heyman
1962	• Art Heyman
1962	Jeff Mullins
1963	• Art Heyman
1963	Jeff Mullins
1964	• Jeff Mullins
1965	Jack Marin
1965	Bob Verga
1966	Jack Marin
1966	Bob Verga
1967	• Bob Verga
1968	• Mike Lewis
1971	Randy Denton
1973	Gary Melchionni
1976	Tate Armstrong
1978	Jim Spanarkel
1978	Mike Gminski
1979	• Mike Gminski
1979	Jim Spanarkel
1980	Mike Gminski
1981	Gene Banks
1982	Vince Taylor
1984	Mark Alarie
1985	Johnny Dawkins
1986	Johnny Dawkins
1986	Mark Alarie
1988	• Danny Ferry
1989	• Danny Ferry
1991	Christian Laettner
1992	Christian Laettner
1993	Bobby Hurley
1993	Grant Hill
1994	Grant Hill
1997	Trajan Langdon
1998	Trajan Langdon
1999	Trajan Langdon
1999	• Elton Brand
2000	• Chris Carrawell
2000	Shane Battier
2001	• Shane Battier
2001	Jason Williams
2002	• Jason Williams
2002	Mike Dunleavy
2002	Carlos Boozer
2003	Dahntay Jones
2004	Chris Duhon
2005	• J.J. Redick
2005	Shelden Williams
2006	• J.J. Redick
2006	• Shelden Williams
2008	DeMarcus Nelson
2009	Gerald Henderson
2010	• Jon Scheyer
2010	Kyle Singler
2011	• Nolan Smith
2011	Kyle Singler
2012	Austin Rivers
2013	Mason Plumlee
2014	• Jabari Parker

## Florida State

1994	Bob Sura
2004	Tim Pickett
2007	• Al Thornton
2009	Toney Douglas

## Georgia Tech

1984	Mark Price
1985	Mark Price
1986	Mark Price
1988	Tom Hammonds
1989	• Tom Hammonds
1990	• Dennis Scott
1990	Kenny Anderson
1991	• Kenny Anderson
1994	James Forrest
1996	Matt Harpring
1996	Stephon Marbury
1997	Matt Harpring
1998	Matt Harpring
2001	Alvin Jones

## Maryland\*

1954	Gene Shue
1960	Al Bunge
1972	Tom McMillen
1973	Tom McMillen
1974	Len Emore
1974	John Lucas
1975	John Lucas
1976	John Lucas
1980	Albert King
1985	Len Bias
1986	• Len Bias
1987	Derrick Lewis
1992	Walt Williams
1994	Joe Smith
1995	Joe Smith
1997	Keith Booth
1999	Steve Francis
1999	Terence Morris
2000	Lonny Baxter
2000	Juan Dixon
2001	Juan Dixon
2002	Juan Dixon
2003	Steve Blake
2010	• Greivis Vasquez
2011	Jordan Williams

## Miami

2008	Jack McClinton
2009	Jack McClinton
2013	Shane Larkin

## North Carolina

1955	Len Rosenbluth
1956	• Len Rosenbluth
1957	• Len Rosenbluth
1957	Tommy Kearns
1958	Tommy Kearns
1958	• Pete Brennan
1959	York Larese
1959	Doug Moe
1960	Lee Shaffer
1960	York Larese
1961	• York Larese
1961	• Doug Moe
1963	Larry Brown
1963	• Billy Cunningham
1964	• Billy Cunningham
1965	Billy Cunningham
1966	Bob Lewis
1967	Larry Miller
1967	Bob Lewis
1968	• Larry Miller
1968	Charlie Scott
1969	Bill Bunting
1969	Charlie Scott
1970	• Charlie Scott
1971	Dennis Wuycik
1972	Robert McAdoo
1972	Dennis Wuycik
1973	George Karl
1974	Bobby Jones

1975	Mitch Kupchak
1976	Mitch Kupchak
1976	Phil Ford
1977	Phil Ford
1977	Walter Davis
1978	• Phil Ford
1978	Mike O'Koren
1979	Al Wood
1980	Mike O'Koren
1981	Al Wood
1982	James Worthy
1982	Sam Perkins
1983	• Michael Jordan
1983	Sam Perkins
1984	• Sam Perkins
1984	• Michael Jordan
1985	Brad Daugherty
1986	Brad Daugherty
1987	Kenny Smith
1987	Joe Wolf
1988	• J.R. Reid
1991	Rick Fox
1993	Eric Montross
1993	George Lynch
1995	Jerry Stackhouse
1995	Rasheed Wallace
1996	Antawn Jamison
1997	Antawn Jamison
1998	• Antawn Jamison
1998	Vince Carter
1999	Ademola Okulaja
2001	• Joseph Forte
2004	Rashad McCants
2005	Sean May
2005	Raymond Felton
2006	• Tyler Hansbrough
2007	• Tyler Hansbrough
2008	• Tyler Hansbrough
2009	• Tyler Hansbrough
2009	Ty Lawson
2012	• Tyler Zeller
2012	John Henson
2012	Harrison Barnes
2014	Marcus Paige

## NC State

1954	Mel Thompson
1955	• Ronnie Shavlik
1956	• Ronnie Shavlik
1956	Vic Molodet
1958	Lou Pucillo
1959	Lou Pucillo
1959	John Richter
1962	Jon Speaks
1965	Larry Lakins
1966	Eddie Biedenbach
1968	Eddie Biedenbach
1969	Vann Williford
1970	Vann Williford
1972	Tommy Burleson
1973	• David Thompson
1973	• Tommy Burleson
1974	• David Thompson
1974	Monte Towe
1975	• David Thompson
1976	Kenny Carr
1977	Kenny Carr
1979	Charles Whitney
1980	Charles Whitney
1983	Thurl Bailey
1983	Sidney Lowe
1984	Lorenzo Charles
1985	Lorenzo Charles
1988	Vinny Del Negro
1988	Charles Shackelford
1989	Chucky Brown
1989	Rodney Monroe
1991	Rodney Monroe
1992	Tom Gugliotta
1996	• Todd Fuller
2002	Anthony Grundy
2003	Julius Hodge
2004	Julius Hodge
2014	• T.J. Warren

## South Carolina\*

1957	• Grady Wallace
1962	Art Whisnant
1964	Ronnie Collins
1968	Skip Harlicka
1969	• John Roche
1970	• John Roche
1970	Tom Owens
1971	John Roche
1971	Tom Owens

## Syracuse

2014	C.J. Fair
------	-----------

## Virginia

1954	Buzz Wilkinson
1955	Buzz Wilkinson
1958	Herb Busch
1964	Chip Conner
1972	• Barry Parkhill
1979	Jeff Lamp
1981	Jeff Lamp
1981	Ralph Sampson
1982	• Ralph Sampson
1982	Othell Wilson
1983	• Ralph Sampson
1989	Richard Morgan
1990	Bryant Stith
1991	Bryant Stith
1992	Bryant Stith
2006	Sean Singletary
2007	Sean Singletary
2008	Sean Singletary
2012	Mike Scott
2013	Joe Harris

## Virginia Tech

2007	Zabian Dowdell
2010	Malcolm Delaney
2011	Malcolm Delaney
2013	Erick Green

## Wake Forest

1954	• Dickie Hemric
1955	• Dickie Hemric
1956	Lowell Davis
1957	Jack Murdock
1957	Jack Williams
1960	Len Chappell
1961	• Len Chappell
1961	Billy Packer
1962	• Len Chappell
1963	Dave Wiedeman
1964	Frank Christie
1965	Bob Leonard
1966	Bob Leonard
1967	Paul Long
1969	Charlie Davis
1970	Charlie Davis
1971	• Charlie Davis
1975	Skip Brown
1977	Rod Griffin
1977	Skip Brown
1978	• Rod Griffin
1981	Frank Johnson
1987	Tyrone Bogues
1992	Rodney Rogers
1993	• Rodney Rogers
1994	Randolph Childress
1995	Randolph Childress
1995	Tim Duncan
1996	• Tim Duncan
1997	Tim Duncan
2003	• Josh Howard
2004	Justin Gray
2005	Chris Paul

\* denotes unanimous  
\* denotes former member



**Four-Time First Team All-ACC**  
Tyler Hansbrough 06-09

**Three-Time First Team All-ACC**

Sean Singletary, UVa	06-08
Juan Dixon, Md.	00-02
Trajan Langdon, Duke	97-99
Matt Harpring, GT	96-98
Antawn Jamison, UNC	96-98
Tim Duncan, WF	95-97
Bryant Stith, UVa	90-92
Mark Price, GT	84-86
Sam Perkins, UNC	82-84
Ralph Sampson, UVa	81-83
Mike Gminski, Duke	78-80
Phil Ford, UNC	76-78
John Lucas, Md.	74-76
David Thompson, NCS	73-75
Charlie Davis, WF	69-71
John Roche, SC	69-71
Charlie Scott, UNC	68-70
Bob Verga, Duke	65-67
Billy Cunningham, NC	63-65
Jeff Mullins, Duke	62-64
Art Heyman, Duke	61-63
York Larese, UNC	59-61
Len Chappell, WF	60-62
Len Rosenbluth, UNC	55-57

### All-ACC as Freshmen

**First Team**

Skip Wise, Clem.	1975
Kenny Anderson, GT	1990
Joe Smith, Md.	1994
Stephon Marbury, GT	1996
Antawn Jamison, UNC	1996
Tyler Hansbrough, UNC	2006
Austin Rivers, Duke	2012
Jabari Parker, Duke	2014

**Second Team**

Brad Davis, Md.	1975
Gene Banks, Duke	1978
Jeff Lamp, UVa	1978
Mark Price, GT	1983
Johnny Dawkins, Duke	1983
J.R. Reid, UNC	1987
Rodney Rogers, WF	1991
Joseph Forte, UNC	2000
Chris Bosh, GT	2003
Brandan Wright, UNC	2007
Harrison Barnes, UNC	2011
Tyler Ennis, Syr.	2014

**Third Team**

Chris Williams, UVa	1999
Jason Williams, Duke	2000
J.J. Redick, Duke	2003
Raymond Felton, UNC	2003
Chris Paul, WF	2004
Luol Deng, Duke	2004
Javaris Crittenton, GT	2007
Brandon Costner, NCS	2007
Kyle Singler, Duke	2008
James Johnson, WF	2008
Kendall Marshall, UNC	2011



## All-ACC Freshmen Teams (1993-2014)

<b>1993</b>	Martice Moore, GT	98	<b>2004</b>	Luol Deng, Duke	• 93
	Johnny Rhodes, Md.	98		Chris Paul, WF	• 93
	Exree Hipp, Md.	92		Engin Atsur, NCS	62
	Drew Barry, GT	81		Alexander Johnson, FSU	57
	Chris Collins, Duke	53		J.R. Reynolds, UVa	69
<b>1994</b>			<b>2005</b>		
	Joe Smith, Md.	109		Marvin Williams, UNC	121
	Jerry Stackhouse, UNC	105		Sean Singletary, UVa	119
	Rasheed Wallace, UNC	95		Cliff Hammonds, Clem.	107
	Tim Duncan, WF	83		DeMarcus Nelson, Duke	77
	Harold Deane, UVa	69		Deron Washington, VT	66
<b>1995</b>			<b>2006</b>		
	Ishua Benjamin, NCS	100		Tyler Hansbrough, UNC	• 108
	Greg Buckner, Clem.	98		Greg Paulus, Duke	96
	Matt Harpring, GT	98		Bobby Frasor, UNC	77
	Corey Louis, FSU	83		Josh McRoberts, Duke	77
	Curtis Staples, UVa	82		Tyrese Rice, BC	77
<b>1996</b>			<b>2007</b>		
	Stephon Marbury, GT	108		Javaris Crittenton, GT	• 106
	Antawn Jamison, UNC	107		Brandan Wright, UNC	• 106
	Courtney Alexander, UVa	93		Brandon Costner, NCS	95
	Terrell McIntyre, Clem.	93		Ty Lawson, UNC	64
	Taymon Domzalski, Duke	33		Jon Scheyer, Duke	54
<b>1997</b>			<b>2008</b>		
	Ed Cota, UNC	116		Kyle Singler, Duke	• 89
	Damon Thornton, NCS	112		James Johnson, WF	• 89
	Loren Woods, WF	110		J.J. Hickson, NCS	• 89
	Vincent Whitt, Clem.	69		Jeff Allen, VT	82
	Chris Carrawell, Duke	62		Jeff Teague, WF	79
<b>1998</b>			<b>2009</b>		
	Dion Glover, GT	113		Syiven Landesberg, UVa	• 76
	Robert O'Kelley, WF	112		Al-Farouq Aminu, WF	• 76
	Shane Battier, Duke	100		Iman Shumpert, GT	70
	Kenny Inge, NCS	83		Solomon Alabi, FSU	59
	Alvin Jones, GT	67		Ed Davis, UNC	55
<b>1999</b>			<b>2010</b>		
	Chris Williams, UVa	97		Derrick Favors, GT	• 52
	Corey Maggette, Duke	87		Jordan Williams, Md.	51
	Kris Lang, UNC	83		Durand Scott, Miami	44
	Darius Songaila, WF	79		C.J. Harris, WF	41
	Adam Harrington, NCS	48		Michael Snaer, FSU	35
<b>2000</b>			<b>2011</b>		
	Joseph Forte, UNC	• 96		Harrison Barnes, UNC	• 75
	Jason Williams, Duke	• 96		Travis McKie, WF	74
	Carlos Boozer, Duke	88		Kendall Marshall, UNC	71
	Travis Watson, UVa	83		Terrell Stoglin, Md.	62
	Steve Blake, Md.	66		CJ Leslie, NCS	46
<b>2001</b>			<b>2012</b>		
	Chris Duhon, Duke	69		Austin Rivers, Duke	• 61
	Tony Stockman, Clem.	68		Ryan Anderson, BC	• 61
	Michael Joiner, FSU	61		Dorian Finney-Smith, VT	53
	Chris Hobbs, Clem.	50		Shane Larkin, Miami	43
	Marvin Lewis, GT	43		Nick Faust, Md.	41
<b>2002</b>			<b>2013</b>		
	Julius Hodge, NCS	• 75		Olivier Hanlan, BC	• 77
	Ed Nelson, GT	74		Rasheed Sulaimon, Duke	63
	B.J. Elder, GT	56		T.J. Warren, NCS	63
	Jawad Williams, NC	33		Devin Thomas, WF	59
	Josh Powell, NCS	33		Marcus Paige, UNC	44
<b>2003</b>			<b>2014</b>		
	Chris Bosh, GT	• 92		Tyler Ennis, Syr.	• 77
	Raymond Felton, UNC	• 92		Jabari Paker, Duke	• 77
	J.J. Redick, Duke	91		London Parantes, UVa	66
	Rashad McCants, UNC	86		Kennedy Meeks, UNC	60
	Justin Gray, WF	33		Devin Wilson, VT	55
				• denotes unanimous	

## Media All-ACC Totals

School	1st	2nd	3rd	Total
North Carolina	73	47	18	138
Duke	65	48	22	135
Maryland	25	41	16	82
NC State	39	32	8	79
Wake Forest	33	34	10	77
Virginia	21	33	11	65
Clemson	11	26	9	46
Georgia Tech	14	18	10	42
Florida State	4	10	9	23
South Carolina	9	9	0	18
Virginia Tech	4	3	4	11
Boston College	4	3	4	11
Miami	3	3	5	11
Syracuse	1	1	0	2
Pittsburgh	0	1	0	1

## ACC Player of the Year

1954-2014

School	No.	Last Player	Year
Duke	14	Nolan Smith	2011
North Carolina	14	Tyler Zeller	2012
Wake Forest	10	Josh Howard	2003
NC State	8	T.J. Warren	2014
Maryland	6	Greivis Vasquez	2010
Virginia	4	Ralph Sampson	1983
South Carolina	2	John Roche	1969
Virginia Tech	1	Erick Green	2013
Boston College	1	Jared Dudley	2007
Clemson	1	Horace Grant	1987
Georgia Tech	1	Dennis Scott	1990

## Rookie of the Year Totals

1954-2014

School	No.	Last Player	Year
Georgia Tech	11	Derrick Favors	2010
North Carolina	9	Harrison Barnes	2011
Duke	7	Jabari Parker	2014
Virginia	4	Syiven Landesberg	2009
Wake Forest	3	Chris Paul	2004
Maryland	2	Joe Smith	1994
Boston College	1	Olivier Hanlan	2013
NC State	1	Hawkeye Whitney	1977
Clemson	1	Greg Buckner	1995
Florida State	1	Bob Sura	1992

## ACC Coach of the Year Totals

1954-2014

School	No.	Last Coach	Year
North Carolina	12	Roy Williams	2011
Duke	10	Mike Krzyzewski	2000
NC State	9	Herb Sendek	2004
Wake Forest	7	Skip Prosser	2003
Virginia	5	Tony Bennett	2014
Georgia Tech	4	Paul Hewitt	2001
Maryland	4	Gary Williams	2010
Florida State	3	Leonard Hamilton	2012
Clemson	2	Cliff Ellis	1990
South Carolina	2	Frank McGuire	1969
Virginia Tech	2	Seth Greenberg	2008
Miami	1	Jim Larrañaga	2013

## ACC Defensive Player of the Year Totals

2005-2014

School	No.	Last Player	Year
Duke	3	DeMarcus Nelson	2008
Florida State	2	Chris Singleton	2010
North Carolina	2	John Henson	2012
Clemson	1	K.J. McDaniels	2014
Miami	1	Durand Scott	2013
Virginia Tech	1	Jamon Gordon	2007

## All-ACC Defensive Teams (2000-2014)

<b>2000</b>	Shane Battier, Duke	97	<b>2011</b>	John Henson, UNC	75
	Juan Dixon, Md.	69		Chris Singleton, FSU	64
	Chris Carrawell, Duke	67		Iman Shumpert, GT	60
	Alvin Jones, GT	42		Nolan Smith, Duke	26
	Terence Morris, Md.	39		Jerai Grant, Clemson	20
<b>2001</b>			<b>2012</b>		
	Shane Battier, Duke	69		John Henson, UNC	61
	Alvin Jones, GT	61		Bernard James, FSU	54
	Juan Dixon, Md.	47		Jontel Evans, UVa	39
	Brendan Haywood, UNC	46		Michael Snaer, FSU	31
	Adam Hall, UVa	27		Andre Young, Clem.	29
<b>2002</b>			<b>2013</b>		
	Juan Dixon, Md.	72		Shane Larkin, So., Miami	46
	Anthony Grundy, NCS	61		Daniel Miller, Jr., GT	37
	Chris Duhon, Duke	45		Durand Scott, Sr., Miami	36
	Lonny Baxter, Md.	44		Alex Len, So., Md.	35
	Mike Dunleavy, Duke	33		Jontel Evans, Sr., UVa	33
<b>2003</b>			<b>2014</b>		
	Josh Howard, WF	71		K J McDaniels, Jr., Clem.	66
	Tim Pickett, FSU	61		Daniel Miller Sr., GT	60
	Chris Bosh, GT	49		Akil Mitchell, Sr., UVa	51
	Clifford Crawford, NCS	49		Tyler Ennis, Fr., Syr.	38
	Dahntay Jones, Duke	43		J. P Tokoto, So., UNC	18
<b>2004</b>					
	Shelden Williams, Duke	83			
	Chris Duhon, Duke	75			
	Tim Pickett, FSU	73			
	Chris Paul, WF	48			
	Jackie Manuel, UNC	44			
<b>2005</b>					
	Shelden Williams, Duke	121			
	Chris Paul, WF	76			
	Jackie Manuel, UNC	59			
	Anthony King, Miami	59			
	Jamon Gordon, VT	46			
<b>2006</b>					
	Shelden Williams, Duke	106			
	Vernon Hamilton, Clem.	91			
	Jamon Gordon, VT	63			
	Cedric Simmons, NCS	57			
	Zabian Dowdell, VT	37			
<b>2007</b>					
	Jamon Gordon, VT	96			
	Ekene Ibekwe, Md.	65			
	Zabian Dowdell, VT	59			
	D.J. Strawberry, Md.	52			
	Josh McRoberts, Duke	46			
<b>2008</b>					
	DeMarcus Nelson, Duke	68			
	Toney Douglas, FSU	66			
	Tyrelle Blair, BC	56			
	Marcus Ginyard, UNC	46			
	James Gist, Md.	40			
<b>2009</b>					
	Toney Douglas, FSU	67			
	Trevor Booker, Clem.	67			
	Solomon Alabi, FSU	53			
	Danny Green, UNC	28			
	L.D. Williams, WF	26			
<b>2010</b>					
	Chris Singleton, FSU	48			
	Solomon Alabi, FSU	39			
	Trevor Booker, Clem.	21			
	Lance Thomas, Duke	17			
	L.D. Williams, WF	16			

# Coaches Post Season Honors

Year	ACC Player of Year	ACC Coach of Year	ACC Rookie of Year	Defensive Player of Year	Most Improved	Sixth Man
2013	Shane Larkin, UM	Jim Larrañaga, UM	Olivier Hanlan, BC	Durand Scott, UM	--	--
2014	T.J. Warren, NCS	Tony Bennett, UVa	Jabari Parker, Duke	K.J. McDaniels, Clem.	Marcus Paige, UNC	Ian Miller, FSU

## First Team All-ACC

### 2013

Joe Harris, Jr., UVa	• 33
Mason Plumlee, Sr., Duke	• 33
Shane Larkin, So., UM	32
Erick Green, Sr., VT	31
Seth Curry, Sr., Duke	31

### 2014

Jabari Parker, Fr., Duke	• 42
T.J. Warren, So., NCS	41
Marcus Paige, So., UNC	40
C.J. Fair, Sr., Syr.	39
Malcolm Brogdon, So., UVa	36

• denotes unanimous

## All-ACC Freshmen Team

### 2013

Olivier Hanlan, BC	• 11
Rasheed Sulaimon, Duke	10
T.J. Warren, NCS	10
Devin Thomas, WF	10
Marcus Paige, UNC	7
Robert Carter, Jr., GT	7

### 2014

Tyler Ennis, Syr.	• 14
Jabari Parker, Duke	• 14
London Parantes, UVa	13
Kennedy Meeks, UNC	13
Devin Wilson, VT	10

• denotes unanimous

## All-ACC Defensive Team

### 2013

Durand Scott, Sr., UM	7
Jontel Evans, Sr., UVa	6
Shane Larkin, So., UM	6
Julian Gamble, Sr., UM	5
Mason Plumlee, Sr., Duke	5
Michael Snaer, Sr., FSU	5

### 2014

K J McDaniels, Jr., Clem.	13
Daniel Miller Sr., GT	11
Akil Mitchell, Sr., UVa	9
Okaro White, Sr., FSU	6
J. P Tokoto, So., UNC	6

• denotes unanimous

## Coaches All-ACC Totals

2013-2014

School	1st	2nd	3rd	Total
Duke	3	1	0	4
Virginia	2	1	1	4
Miami	1	1	2	4
North Carolina	1	2	1	4
NC State	1	2	1	4
Syracuse	1	1	0	2
Boston College	0	0	2	2
Florida State	0	0	1	1
Virginia Tech	1	0	0	1
Clemson	0	1	0	1
Pittsburgh	0	1	0	1
Notre Dame	0	0	1	1
Wake Forest	0	0	1	1
Maryland	0	0	1	1

## ACC Player of the Year

2013-2014

School	No.	Last Player	Year
Miami	1	Shane Larkin	2013
NC State	1	T.J. Warren	2014

## Rookie of the Year Totals

2013-2014

School	No.	Last Player	Year
Duke	1	Jabari Parker	2014
Boston College	1	Olivier Hanlan	2013

## Coach of the Year Totals

2013-2014

School	No.	Last Player	Year
Miami	1	Jim Larrañaga	2013
Virginia	1	Tony Bennett	2014

## Defensive Player of the Year Totals

2013-2014

School	No.	Last Player	Year
Clemson	1	K.J. McDaniels	2014
Miami	1	Durand Scott	2013

Following is a listing of first,second,third,fourth and fifth team selections as chosen by major All-America selection boards and panels. **Consensus First-Team All-Americans** are bolded.

**LEGEND:** Associated Press (AP); Basketball Coaches (NABC); Basketball America (BA); Basketball Digest (BD); Basketball Times (BT); Basketball Weekly (BW), Basketball Writers (USBWA); CBS Sports; (CBS); Converse (CV); Christy Walsh (CW); Helms (H); Naismith (N); Pic Magazine (Pic); Rivals.com (RV) Rupp (R); The Sporting News (TSN); SI (SI); United Press (UPI); Wooden (W); Yahoo (Y).

## Boston College

1965 John Austin	1-USBWA,H; 2-C; 3-AP,NABC
1966 John Austin	2-NABC,C; 3-UPI
1969 Terry Driscoll	2-C; 3-NABC
1971 Jim O'Brien	4-NABC
1982 John Bagley	3-NABC
1994 Bill Curley	3-NABC
2001 Troy Bell	2-AP,USBWA,C,NABC,TSN
2003 Troy Bell	2-AP; BW; TSN
2005 Craig Smith	3-NABC; SI
2006 Craig Smith	1-W; 2-NABC; 3-AP
2007 Jared Dudley	2-AP,USBWA,NABC,TSN; 3-BT

## Clemson

1939 Banks McFadden	H
1977 Wayne "Tree" Rollins	2-C; 3-AP; 5-NABC
1980 Billy Williams	H
1987 Horace Grant	2-AP,NABC; 3-UPI

## Duke

1930 Bill Werber	H
1940 Bill Mock	H
1946 Ed Koffenberger	2-C
1947 Ed Koffenberger	3-C
1951 Dick Groat	1-C; 2-AP,NABC,UPI
<b>1952 Dick Groat</b>	<b>1-AP,C,NABC,UPI</b>
1961 Art Heyman	2-C; 3-AP,UPI
1962 Art Heyman	1-BW; 2-AP,C,NABC,UPI
<b>1963 Art Heyman</b>	<b>1-AP,C,NABC,UPI,BW</b>
1963 Jeff Mullins	2-C
1964 Jeff Mullins	1-C,BW; 2-AP,NABC,UPI
1966 Jack Marin	1-C; 2-USBWA,AP; 3-NABC,UPI
1966 Bob Verga	2-AP,C,NABC,UPI
<b>1967 Bob Verga</b>	<b>1-NABC,BW; 2-AP,C,UPI</b>
1968 Mike Lewis	2-C; 3-AP,NABC,UPI
1971 Randy Denton	H
1978 Jim Spanarkel	1-C
1978 Mike Gminski	2-C
1979 Jim Spanarkel	1-UPI; 2-C,NABC
<b>1979 Mike Gminski</b>	<b>1-USBWA,NABC,UPI; 2-AP,C,TSN</b>
1979 Gene Banks	3-UPI
1980 Mike Gminski	2-AP,NABC,UPI
1981 Gene Banks	2-C; 3-NABC
<b>1985 Johnny Dawkins</b>	<b>1-NABC,UPI; 2-AP</b>
<b>1986 Johnny Dawkins</b>	<b>1-AP,NABC,UPI,BW</b>
1986 Mark Alarie	3-UPI
1987 Tommy Amaker	3-NABC
1988 Danny Ferry	1-UPI; 2-AP,NABC,BW
<b>1989 Danny Ferry</b>	<b>1-AP,UPI,NABC,BW</b>
1990 Christian Laettner	2-BT; 3-TSN
1991 Christian Laettner	2-AP,NABC,UPI,BW
<b>1992 Christian Laettner</b>	<b>1-AP,NABC,UPI,BW</b>
1992 Bobby Hurley	1-NABC; 3-AP,UPI
1992 Grant Hill	2-UPI
<b>1993 Bobby Hurley</b>	<b>1-AP,NABC,UPI,USBWA,BT</b>
1993 Grant Hill	2-NABC,UPI,BW; 3-AP
<b>1994 Grant Hill</b>	<b>1-AP,NABC,UPI,BW</b>
1998 Trajan Langdon	2-TSN; 3-AP,USBWA,BKW

## ACC Consensus First-Team All-Americans 1954-2014

2014 Jabari Parker	Duke
2011 Nolan Smith	Duke
2009 Tyler Hansbrough	North Carolina
2008 Tyler Hansbrough	North Carolina
2007 Tyler Hansbrough	North Carolina
2006 J.J. Redick	Duke
Shelden Williams	Duke
2005 Chris Paul	Wake Forest
J.J. Redick	Duke
2003 Josh Howard	Wake Forest
2002 Jason Williams	Duke
Juan Dixon	Maryland
2001 Shane Battier	Duke
Jason Williams	Duke
Joseph Forte	North Carolina
2000 Chris Carawell	Duke
1999 Elton Brand	Duke
1998 Antawn Jamison	North Carolina
1997 Tim Duncan	Wake Forest
1996 Tim Duncan	Wake Forest
1995 Joe Smith	Maryland
Jerry Stackhouse	North Carolina
1994 Grant Hill	Duke
1993 Bobby Hurley	Duke
1992 Christian Laettner	Duke
1991 Kenny Anderson	Georgia Tech
1989 Danny Ferry	Duke
1988 J.R. Reid	North Carolina
1987 Kenny Smith	North Carolina
1986 Len Bias	Maryland
Johnny Dawkins	Duke
1985 Johnny Dawkins	Duke
1984 Michael Jordan	North Carolina
Sam Perkins	North Carolina
1983 Michael Jordan	North Carolina
Sam Perkins	North Carolina
Ralph Sampson	Virginia
1982 James Worthy	North Carolina
1982 Ralph Sampson	Virginia
1981 Ralph Sampson	Virginia
1979 Mike Gminski	Duke
1978 Phil Ford	North Carolina
1977 Phil Ford	North Carolina
1976 John Lucas	Maryland
1975 John Lucas	Maryland
1975 David Thompson	NC State
1974 David Thompson	NC State
1973 David Thompson	NC State
1972 Bob McAdoo	North Carolina
1968 Larry Miller	North Carolina
1967 Bob Verga	Duke
1963 Art Heyman	Duke
1962 Len Chappell	Wake Forest
1957 Lenny Rosenbluth	North Carolina
1956 Ronnie Shavlik	NC State

1998 Roshown McLeod	3-BT
1999 Trajan Langdon	1-NABC; 2-TSN,AP,USBWA,W
<b>1999 Elton Brand</b>	<b>1-AP,USBWA,TSN,BT,NABC,W</b>
<b>2000 Chris Carrawell</b>	<b>1-NABC,TSN,USBWA,W; 2-AP</b>
2000 Shane Battier	1-W; 2-NABC,TSN,AP
<b>2001 Shane Battier</b>	<b>1-AP,NABC,USBWA,TSN,BT,W</b>
<b>2001 Jason Williams</b>	<b>1-AP,NABC,USBWA,TSN,BT,W</b>
<b>2002 Jason Williams</b>	<b>1-AP,NABC,BC,USBWA,TSN,W</b>
	<b>ESPN.com,CNN</b>
2002 Mike Dunleavy	1-NABC,BT,BA,W; 2-AP,USBWA,TSN,CNN.com,ESPN.com
2002 Carlos Boozer	2-BT; 3-AP,NABC,BA
2003 Dahntay Jones	2-BD
2004 Chris Duhon	1-W; 2-ESPN,NABC,AP
2004 Shelden Williams	2-BT
2004 J.J. Redick	3-NABC,AP
<b>2005 J.J. Redick</b>	<b>1-AP,USBWA,NABC,TSN,ESPN.com,SI,R,BT,W</b>
2005 Shelden Williams	2-RV; 3-AP,BT
<b>2006 J.J. Redick</b>	<b>1-AP,USBWA,NABC,TSN,ESPN.com,SI,R,BT,W</b>
<b>2006 Shelden Williams</b>	<b>1-AP,USBWA,NABC,W,BT; 2-TSN</b>
2008 DeMarcus Nelson	3-NABC; BT
2009 Gerald Henderson	2-RV; 3-AP,NABC,SI
2010 Jon Scheyer	2-AP,NABC,USBWA,TSN. 3-BT,Fox,CBS
2011 Kyle Singler	2-NABC
<b>2011 Nolan Smith</b>	<b>1-AP,TSN; USBWA; NABC,Fox,BT,W</b>
2013 Mason Plumlee	1-W; 2-AP,NABC,USBWA,CBS
2013 Seth Curry	1-TSN
<b>2014 Jabari Parker</b>	<b>1-AP,USBWA,NABC,TSN,W,CBS,SI</b>
	<b>2-BT</b>

## Florida State

1970 Dave Cowens	2-C
1972 Ron King	3-TSN
2007 Al Thornton	2-SI; 3-AP
2009 Toney Douglas	1-RV; 3-AP,TSN,BT,CBS

## Georgia Tech

1960 Roger Kaiser	1-BW; 2-TSN
<b>1961 Roger Kaiser</b>	<b>1-AP,UPI,TSN,BW; 2-NABC</b>
1970 Rich Yunkus	3-AP,UPI
1971 Rick Yunkus	2-NABC
1984 Mark Price	3-UPI
1985 Mark Price	2-AP,NABC; 3-UPI
1986 Mark Price	2-NABC; 3-AP,UPI
1986 John Salley	2-NABC
1989 Tom Hammonds	3-NABC
1990 Dennis Scott	1-TSN,BW; 2-AP,UPI; 3-NABC
1990 Kenny Anderson	2-TSN,NABC,W; 3-AP
<b>1991 Kenny Anderson</b>	<b>1-AP,UPI,USBWA,NABC,BT,W; 2-TSN</b>
1996 Stephon Marbury	3-AP
1998 Matt Harpring	2-BW; 3-AP,BT
2005 Jarrett Jack	3-RV.com

## Louisville

1956 Charlie Tyra	H
<b>1957 Charlie Tyra</b>	<b>1-USBWA,NABC,NEA. 2-AP,UPI;H;CV;K</b>
1959 Don Goldstein	H
1961 John Turner	H
1966 Wes Unseld	H
<b>1967 Wes Unseld</b>	<b>1-AP,UPI,NABC,USBWA;H;CV</b>
<b>1968 Wes Unseld</b>	<b>1-AP,UPI,NABC,USBWA;H;CV</b>
1969 Butch Beard	H
1972 Jim Price	1-NABC,USBWA;H. 2-CV
1975 Junior Bridgeman	2-USBWA. 4-NABC;BW;CV
1977 Wesley Cox	CV
1978 Rick Wilson	1-BW
1979 Darrell Griffith	1-TSN;BW. 2-UPI. 3-NABC;CV
<b>1980 Darrell Griffith</b>	<b>1-AP,UPI;W;TSN;BW;CV;USBWA</b>
1984 Lancaster Gordon	2-TSN
<b>1989 Purvis Ellison</b>	<b>1-USBWA,NABC; 2-UPI;AP</b>



1994 Clifford Rozier	1-AP;UPI;USBWA. 2-NABC;BW;BT
1997 DeJuan Wheat	2-TSN. 3-NABC
2003 Reece Gaines	2-TSN;ESPN;SI. 3-AP
2005 Francisco Garcia	2-NABC,W
2009 Terrence Williams	1-W. 2-ESPN;Fox. 3-AP;NABC
2013 Russ Smith	3-AP;NABC;TSN
2014 Russ Smith	1-AP;USBWA;TSN;CBS;NBC,SI,W. 2-NABC

**Maryland** (member 1954-2014)

1931 Louis Berger	H
1932 Louis Berger	1-C; H
1953 Gene Shue	2-C
1954 Gene Shue	2-C,H
1972 Tom McMillen	2-C; 3-AP,UPI
1973 Tom McMillen	1-C; 2-NABC,UPI; 3-AP
1974 Len Elmore	1-C,BW; 2-AP,NABC,UPI
1974 Tom McMillen	1-C; 2-NABC,UPI; 3-AP
1974 John Lucas	2-AP,C; 3-NABC
1975 John Lucas	1-C,NABC,UPI,BW; 2-AP
1976 John Lucas	1-AP,C,UPI,BW
1980 Albert King	1-AP; 2-C,NABC,UPI
1981 Albert King	2-UPI; 3-NABC
1981 Charles "Buck" Williams	2-C
1985 Len Bias	2-AP,USBWA,NABC
1986 Len Bias	1-AP,NABC,UPI,BW
1992 Walt Williams	2-AP,UPI,BW
1994 Joe Smith	3-UPI
1995 Joe Smith	1-AP,NABC,UPI,BW
1997 Keith Booth	3-AP,NABC
1999 Steve Francis	2-USBWA,AP,NABC,TSN
2001 Juan Dixon	3-NABC,BT
2002 Juan Dixon	1-AP,NABC,BC,USBWA,TSN,W,SI
2002 Lonny Baxter	1-W
2010 Greivis Vasquez	1-TSN,BT,Fox. 2-AP; NABC; CBS
2011 Jordan Williams	2-Yahoo; 3-Fox

**Miami**

1960 Dick Hickox	2-AP, UPI
1965 Rick Barry	1-AP,UPI,TSN,NABC
1970 Dick Curnutt	2-AP, UPI
1999 Tim James	3-AP, NABC
2013 Shane Larkin	1-W; 2-AP,CBS,TSN

**North Carolina**

1923 Cartwright Carmichael	1st Team
1924 Cartwright Carmichael	1st Team
1924 Jack Cobb	1st Team
1925 Jack Cobb	1st Team
1926 Jack Cobb	1st Team
1940 George Glamack	1st Team
1941 George Glamack	1st Team
1945 Jim Jordan	2-H
1946 John Dillon	1-TSN,C
1947 John Dillon	2-NABC
1956 Len Rosenbluth	1-H; 2-AP,UPI,C
1957 Len Rosenbluth	1-AP,UPI,H,C,USBWA
1957 Tommy Kearns	2-C
1957 Tommy Kearns	3-AP
1958 Pete Brennan	1-AP,TSN,USBWA,C; 2-UPI
1959 Doug Moe	2-TSN
1959 York Larese	3-AP
1959 Lee Shaffer	3-NABC
1960 Lee Shaffer	1-USBWA; 2-C; 3-AP,UPI
1960 York Larese	2-C; 3-NABC
1961 York Larese	2-NABC,TSN; 3-AP,UPI
1961 Doug Moe	1-USBWA; 2-AP,TSN; 3-NABC
1964 Billy Cunningham	1-NABC; 2-C
1965 Billy Cunningham	1-C,H. 2-NABC,UPI,TSN; 3-AP
1966 Bob Lewis	1-H; 3-AP,NABC
1967 Bob Lewis	1-H
1967 Larry Miller	1-USBWA,C; 2-AP,NABC; 3-UPI
1968 Larry Miller	1-AP,C,NABC,USBWA; 2-UPI


### ACC Consensus National Player of the Year 1954-2013

2008 Tyler Hansbrough*	North Carolina
2006 J.J. Redick	Duke
2002 Jason Williams*	Duke
2001 Shane Battier	Duke
1999 Elton Brand	Duke
1998 Antawn Jamison*	North Carolina
1997 Tim Duncan*	Wake Forest
1995 Joe Smith	Maryland
1992 Christian Laettner*	Duke
1989 Danny Ferry	Duke
1984 Michael Jordan	North Carolina
1983 Ralph Sampson*	Virginia
1982 Ralph Sampson*	Virginia
1981 Ralph Sampson	Virginia
1978 Phil Ford	North Carolina
1975 David Thompson*	NC State
1963 Art Heyman*	Duke

\*denotes unanimous



Virginia's **Ralph Sampson** is one of only three players in NCAA history to be a three-time consensus National Player of the Year.



Wake Forest's **Tim Duncan** was a two-time ACC Player of the Year and earned unanimous National Player of the Year honors in 1997.

1968 Charlie Scott	2-C
1969 Charlie Scott	1-USBWA,NABC,H; 2-AP,UPI
1970 Charlie Scott	1-USBWA,NABC,H,C; 2-AP,UPI
1972 Robert McAdoo	1-C,H,USBWA,TSN; 2-AP,UPI; 3-NABC
1972 Dennis Wuycik	1-H; 2-C,NABC
1974 Bobby Jones	1-USBWA,C; 2-AP,NABC,UPI
1975 Mitch Kupchak	1-H; 2-C
1975 Phil Ford	2-C
1976 Mitch Kupchak	1-USBWA,NABC,C,USBWA,H; 2-AP,UPI
1976 Phil Ford	1-NABC,C,H,TSN; 2-AP,UPI
1977 Phil Ford	1-NABC,C,AP,H,USBWA; 2-UPI,TSN
1977 Tommy LaGarde	2-TSN,C
1978 Phil Ford	1-AP,UPI,NABC,H,TSN,USBWA
1978 Mike O'Koren	1-H,C; 3-NABC
1979 Mike O'Koren	1-H,C,USBWA,TSN; 2-NABC,UPI
1980 Mike O'Koren	1-H,C,USBWA,TSN; 2-NABC,UPI
1980 Al Wood	1-C
1981 Al Wood	1-C,USBWA,H; 2-AP,NABC
1981 James Worthy	1-USBWA; 2-C
1982 James Worthy	1-USBWA,C,UPI,NABC,TSN; H; 2-AP
1982 Sam Perkins	1-USBWA,C,H; 2-Pi,TSN,NABC
1983 Sam Perkins	1-USBWA,C,H,UPI; 2-TSN,NABC; 3-AP
1983 Michael Jordan	1-AP,UPI,TSN,USBWA,BC,H,C
1984 Sam Perkins	1-AP,USBWA,C,H,UPI,TSN; 2-NABC
1984 Michael Jordan	1-AP,UPI,TSN,USBWA; ABC,H,C
1986 Brad Daugherty	1-USBWA; 2-AP,UPI, NABC,TSN,C
1987 Kenny Smith	1-AP,UPI,USBWA,NABC,TSN,H,C
1988 J.R. Reid	1-AP,USBWA,NABC; 2-UPI,TSN
1989 J.R. Reid	3-NABC
1991 Rick Fox	3-TSN
1993 Eric Montross	1-W; 2-AP,TSN,NABC; 3-UPI
1994 Eric Montross	1-W,NABC; 2-AP,TSN
1995 Jerry Stackhouse	1-AP,UPI,USBWA,NABC,W; 2-TSN
1995 Rasheed Wallace	1-TSN,W; 2-AP,UPI,USBWA,NABC
1997 Antawn Jamison	1-W; 2-AP,NABC,TSN
1998 Antawn Jamison	1-AP,USBWA,TSN,NABC,W
1998 Vince Carter	1-W; 2-AP,TSN,USBWA
1998 Shammond Williams	Basketball News
1999 Brendan Haywood	2-TSN; 3-NABC
2001 Joseph Forte	1-AP,NABC,USBWA,TSN,BT
2004 Rashad McCants	2-BT,CBS; 3-AP
2004 Sean May	3-ESPN
2005 Sean May	1-ESPN,R,SI; 2-AP,USBWA,TSN,BT,SI
2005 Raymond Felton	1-SI; 2-RV; 3-AP
2006 Tyler Hansbrough	1-TSN,R; 3-AP,NABC,BT
2007 Tyler Hansbrough	1-USBWA,NABC,TSN,W; 2-AP,SI,BT
2008 Tyler Hansbrough	1-AP,USBWA,NABC,TSN,W
2009 Tyler Hansbrough	1-AP,TSN,USBWA,NABC,SI
	2-Fox,BT,RV,CBS
2009 Ty Lawson	1-BT,SI,Rivals,CBS; 2-AP,TSN,NABC,Fox
2012 Tyler Zeller	1-W; 2-AP,NABC,USBWA,TSN,BT; 3-CBS
2012 Kendall Marshall	1-CBS; 3-AP
2012 Harrison Barnes	3-TSN
2012 John Henson	3-CBS
2014 Marcus Paige	2-TSB; 3-BT

**NC State**

1930 Morris Johnson	1st Team
1948 Dick Dickey	2-C; 3-AP
1949 Dick Dickey	1-H
1949 Sam Ranzino	2-H
1950 Dick Dickey	2-AP,C; 3-UPI
1950 Sammy Ranzino	1-C; 2-AP
1951 Sammy Ranzino	1-NABC,UPI; 3-C
1953 Bob Speight	2-NABC; 3-AP,C
1955 Ronnie Shavlik	2-AP,NABC,UPI; 3-C
1956 Ronnie Shavlik	1-NABC, AP,C,UPI
1956 Vic Molodet	3-NABC
1959 Lou Pucillo	1-USBWA; 2-AP,C; 3-NABC,UPI
1959 John Ritcher	1-C; 2-NABC
1973 David Thompson	1-AP,C,NABC,UPI,USBWA

1973 Tom Burleson	1-USBWA; 2-C; 3-NABC,UPI
<b>1974 David Thompson</b>	<b>1-AP,UPI,C,NABC,USBWA</b>
1974 Tom Burleson	1-C; 2-UPI; 3-AP,NABC, 2-C
1974 Monte Towe	2-C
<b>1975 David Thompson</b>	<b>1-AP,UPI,C,NABC,USBWA</b>
1976 Kenny Carr	2-C; 3-AP,NABC,UPI
1977 Kenny Carr	2-C; 3-UPI; 4-NABC
1980 Hawkeye Whitney	1-USBWA; 2-C; 3-NABC
1984 Lorenzo Charles	3-AP
1991 Rodney Monroe	2-UPI,NABC; 3-AP
1991 Chris Corchiani	3-NABC
1992 Tom Gugliotta	3-NABC
2004 Julius Hodge	1-TSN,ESPN; 2-AP,NABC,BT
2014 T.J. Warren	1-BT; 2-AP;TSN;NABC

## Notre Dame

<b>1909 Raymond Scanlon</b>	<b>H</b>
<b>1925 Noble Kizer</b>	<b>H</b>
<b>1927 John Nyikos</b>	<b>H</b>
1929 Ed Smith	CW
1930 Ed Smith	CW
<b>1932 Edward "Moose" Krause</b>	<b>1-CV,H</b>
<b>1933 Edward "Moose" Krause</b>	<b>1-CV</b>
<b>1934 Edward "Moose" Krause</b>	<b>1-CV,H</b>
1935 George Ireland	H
<b>1936 John Moir</b>	<b>1-CV,H</b>
<b>1936 Paul Nowak</b>	<b>1-CV,H</b>
<b>1937 John Moir</b>	<b>1-CV,H</b>
<b>1937 Paul Nowak</b>	<b>1-CV,H</b>
<b>1938 John Moir</b>	<b>1-CV,H; 2-NEA</b>
<b>1938 Paul Nowak</b>	<b>1-NEA,H</b>
1941 Ed Riska	1-CV
1942 Robert Faught	1-CV
1943 Robert Rensberger	1-NEA,H; 2-CV,TSN
1943 Robert Faught	3-Pic
<b>1944 Leo Klier</b>	<b>1-CV,Pic; 2-TSN</b>
<b>1945 Bill Hassett</b>	<b>1-CV,H; 2-TSN</b>
<b>1946 Leo Klier</b>	<b>1-CV,H,TSN</b>
1947 Kevin O'Shea	2-H; 3-NABC
<b>1948 Kevin O'Shea</b>	<b>1-NABC,CV,AP,H</b>
1949 Leo Barnhorst	1-CV;TSN
1949 Kevin O'Shea	3-AP
1950 Kevin O'Shea	1-AP,UPI; 2-H,CV; 3-TSN
1954 Dick Rosenthal	1-H; 3-CV
1955 Jack Stephens	1-H; 2-NABC,CV; 3-UPI
1956 Lloyd Aubrey	2-H
1958 Tom Hawkins	1-INS; 2-H,CV,NABC,UPI; 3-AP
1959 Tom Hawkins	1-USBWA; 2-CV,H,NABC,AP,UPI
1967 Bob Arnen	1-BN,H
1968 Bob Arnen	1-H; 2-BN
1970 Austin Carr	1-BN,BW,CV,USBWA; 2-TSN,AP,UPI,NEA
<b>1971 Austin Carr</b>	<b>1-BW,TSN,NEA,NABC,USBWA,AP,UPI,BN</b>
<b>1974 John Shumate</b>	<b>1-USBWA,UPI,AP,NABC,BN,TSN,BW,CV</b>
1974 Gary Brokaw	2-CV; 3-UPI
<b>1975 Adrian Dantley</b>	<b>1-NABC,TSN,USBWA,BW,UPI,AP,CV</b>
<b>1976 Adrian Dantley</b>	<b>1-UPI,TSN,AP,USBWA,BW,CV,NABC</b>
1979 Kelly Tripucka	3-BW,USBWA,AP,NABC
1980 Kelly Tripucka	2-CV; 3-UPI
1981 Kelly Tripucka	1-UPI,BT; 2-NABC,BW
1981 Orlando Woolridge	2-CV; 3-UPI
1982 John Paxson	1-NABC; 2-UPI; 3-BW,BT
1983 John Paxson	1-BW,NABC; 2-UPI,TSN; 3-BT
1987 David Rivers	3-BW
1988 David Rivers	2-NABC; 3-BW,BT
1998 Pat Garrity	2-AP; 3-TSN,BW
<b>2000 Troy Murphy</b>	<b>1-AP,USBWA,W; 2-TSN,NABC</b>
<b>2001 Troy Murphy</b>	<b>1-AP,USBWA,NABC,TSN,BT,W</b>
2002 Ryan Humphrey	2-BN
2008 Luke Harangody	1-W; 2-NABC,AP,USBWA,BT,SI,RV
2009 Luke Harangody	1-W; 2-AP,USBWA; 3-TSN,NABC
2010 Luke Harangody	2-USBWA; 3-AP,TSN,NABC
2011 Ben Hansbrough	1-W; 2-AP;USBWA,TSN,SI,CBS,Y; 3-BT



Michael Jordan helped North Carolina to the 1982 national title as a freshman and earned National Player of the Year honors in 1984.



Virginia's Buzzy Wilkinson's 32.1 scoring average in 1954-55 remains the ACC all-time record, as does his career average of 28.1 points per game.



Three-time ACC Player of the Year David Thompson led NC State to the 1974 NCAA title and was named National Player of the Year in 1975.



Notre Dame's Austin Carr holds NCAA the tournament record for most points in one game (61 vs. Ohio in 1970).

## Pittsburgh

<b>1928 Charley Hyatt</b>	<b>1-H</b>
<b>1928 Sykes Reed</b>	<b>1-H</b>
<b>1929 Charley Hyatt</b>	<b>1-H</b>
<b>1930 Charley Hyatt</b>	<b>1-H</b>
<b>1933 Don Smith</b>	<b>1-H</b>
<b>1934 Claire Cribbs</b>	<b>1-H</b>
<b>1935 Claire Cribbs</b>	<b>1-H</b>
<b>1958 Don Hennon</b>	<b>1-AP,UPI,H</b>
1959 Don Hennon	1-UPI,H; 2-AP
1974 Billy Knight	1-USBWA; 3-UPI
1987 Charles Smith	1-W
1987 Jerome Lane	3-AP,UPI
1988 Charles Smith	1-W
1988 Jerome Lane	2-AP;USUSBWAA
2002 Brandin Knight	2-TSN
2003 Brandin Knight	1-W; 3-AP
2007 Aaron Gray	3-AP
<b>2009 DeJuan Blair</b>	<b>1-AP,TSN,USBWA,W</b>
2009 Sam Young	1-W; 3-AP,TSN

## South Carolina (member 1954-1971)

1957 Grady Wallace	1-UPI,H;CV, 2-AP
1969 John Roche	1-BN;H
1970 John Roche	1-H, 2-AP;NABC
1971 John Roche	1-UPI;USBWA;TSN;BW;H, 2-AP;NABC

## Syracuse

<b>1912 Lewis Castle</b>	<b>1-H</b>
<b>1914 Lewis Castle</b>	<b>1-H</b>
<b>1918 Joseph Schwarzer</b>	<b>1-H</b>
<b>1919 Leon Marcus</b>	<b>1-H</b>
<b>1925 Victor Hanson</b>	<b>1-H</b>
<b>1926 Victor Hanson</b>	<b>1-H</b>
<b>1927 Victor Hanson</b>	<b>1-H</b>
1946 Billy Gabor	1-H
1947 Billy Gabor	1-H
1951 John Kiley	1-H
1957 Vincent Cohen	1-H
1965 Dave Bing	1-H; 2-C; 3-NABC
<b>1966 Dave Bing</b>	<b>1-AP,NABC,TSN,UPI,USBWA,C</b>
1967 Bill Smith	1-H
1972 Greg Kohls	5-BN
1974 David DuVal	1-TSN; 3-BW
1975 Rudy Hackett	2-AP; 3-BW
1980 Roosevelt Bouie	1-USBWA; 3-UPI,BW
1985 Rafael Addison	3-BT
1985 Dwayne Washington	2-USBWA,UPI, BW; 3-AP,NABC
1986 Dwayne Washington	2-UPI,BW; 3-AP,NABC,BT
1988 Sherman Douglas	2-UPI,BT; 3-AP
1988 Rony Selkaly	1-W; 2-USBWA;NABC;BW; 3-UPI
1989 Derrick Coleman	1-BT; 2-UPI; 3-NABC,BW
1989 Sherman Douglas	1-AP,W,BW; 3-NABC
<b>1990 Derrick Coleman</b>	<b>1-AP,UPI,NABC,USBWA,W,TSN,BT,BW</b>
1990 Billy Owens	3-UPI,NABC
<b>1991 Billy Owens</b>	<b>1-AP,UPI,NABC,USBWA,W,SH</b>
1995 Lawrence Moten	2-TSN; 3-AP,NABC
1996 John Wallace	2-AP,USBWA,BT,TSN; 3-BW
2000 Etan Thomas	3-NABC
2003 Carmelo Anthony	1-TSN; 2-AP,BT,ESPN,NABC,USBWA
2004 Hakim Warrick	2-ESPN,TSN; 3-AP,NABC
<b>2005 Hakim Warrick</b>	<b>1-AP,NABC,RV,R,W; 2-TSN,SI,USBWA; 3-BT</b>
2010 Wes Johnson	1-AP,Fox,NABC,USBWA,W; 2-TSN,Y
2012 Kris Joseph	2-NABC,USBWA
2014 C.J. Fair	2-USBWA; 3-AP;NABC

## Virginia

<b>1915 William Strickling</b>	<b>1st Team</b>
1955 Buzzy Wilkinson	1-C; 3-AP
1972 Barry Parkhill	1-C,USBWA; 2-AP,UPI; 3-ABC
1973 Barry Parkhill	2-C; 3-NABC
1980 Jeff Lamp	3-UPI



1980	Ralph Sampson	2-C
1981	Jeff Lamp	1-USBWA; 2-UPI; 3-AP,NABC
<b>1981</b>	<b>Ralph Sampson</b>	<b>1-AP,UPI,C,NABC,USBWA,TSN</b>
<b>1982</b>	<b>Ralph Sampson</b>	<b>1-AP,UPI,C,NABC,USBWA,TSN</b>
<b>1983</b>	<b>Ralph Sampson</b>	<b>1-AP,UPI,C,NABC,USBWA,TSN</b>
2007	Sean Singletary	3-NABC
2012	Mike Scott	3-AP; BT

**Virginia Tech**

<b>1919</b>	<b>George Parris</b>	<b>H</b>
1986	Dell Curry	1-BT;2-AP,USBWA; 3-UPI,H
2007	Zabian Dowdell	3-BT
2013	Erick Green	3-AP

**Wake Forest**

1954	Dickie Hemric	3-AP
1955	Dickie Hemric	1-NABC; 2-AP,UPI; 4-C
1957	Jackie Murdock	2-C
1961	Len Chappell	1-C
<b>1962</b>	<b>Len Chappell</b>	<b>1-AP,C,USBWA; 2-NABC,UPI</b>
1971	Charlie Davis	2-C; 4-NABC
1977	Skip Brown	4-NABC
1977	Rod Griffin	1-USBWA; 3-AP,UPI; 5-NABC
1978	Rod Griffin	1-C,USBWA; 2-NABC; 3-AP,UPI
1981	Frank Johnson	2-C
1993	Rodney Rogers	2-AP,NABC,UPI,USBWA
1995	Randolph Childress	2-AP,NABC,USBWA; 3-UPI
1995	Tim Duncan	3-AP; NABC
<b>1996</b>	<b>Tim Duncan</b>	<b>1-AP,NABC,UPI,USBWA,TSN</b>
<b>1997</b>	<b>Tim Duncan</b>	<b>1-AP,NABC,UPI,USBWA,TSN</b>
<b>2003</b>	<b>Josh Howard</b>	<b>1-AP,NABC,TSN,ESPN,CNN,SI,BD,W</b>
<b>2005</b>	<b>Chris Paul</b>	<b>1-AP,USBWA,NABC,TSN,ESPN,R,BT; 2-SI</b>
2009	Jeff Teague	2-TSN,USBWA,NABC. 3-SI,Fox
2010	Al-Farouq Aminu	3-Fox,CBS

**National Player of the Year**

1926	Jack Cobb, UNC	Helms
1927	Vic Hanson, SU	Helms
1930	Chuck Hyatt, Pitt	Helms
1936	John Moir, ND	Helms
1940	George Glamack, UNC	Helms
1941	George Glamack, UNC	Helms
1951	Dick Groat, Duke	UPI,Look,Helms
1957	Len Rosenbluth, UNC	Helms
1963	Art Heyman, Duke	AP,UPI,BW,TSN,H
1971	Austin Carr, ND	AP,UPI,Co-Helms
1974	David Thompson, NCS	AP,H
1975	David Thompson, NCS	AP,UPI,BW,TSN,NABC,N,H
1976	Adrian Dantley, ND	USBWA
1978	Phil Ford, UNC	BW,W,TSN,NABC
1980	Darrell Griffith, Louis.	Wooden, TSN
1981	Ralph Sampson, UVa	AP,UPI,BW,BT
1982	Ralph Sampson, UVa	AP,UPI,BW,BT,W,NABC,TSN,N,Co-H
1982	James Worthy, UNC	Co-Helms
1983	Ralph Sampson, UVa	AP,UPI,BW,BBT,NABC,W,N,R
1983	Michael Jordan, UNC	TSN
1984	Michael Jordan, UNC	AP,UPI,BW,NABC,W,N,TSN
1986	Johnny Dawkins, Duke	N
1987	Kenny Smith, UNC	BT
1989	Danny Ferry, Duke	UPI,BW,Naismith
1989	Clifford Rozier, Louis.	Blue Ribbon
1990	Dennis Scott, GT	TSN
1990	Derrick Coleman, SU	BT
1992	Christian Laettner, Duke	AP,BW,NABC,TSN,N,W,BT,SH
1995	Joe Smith, Md.	AP,UPI,Naismith
1995	Jerry Stackhouse, UNC	Sports Illustrated
1997	Tim Duncan, WF	AP,NABC,TSN,BW,BT,N
1998	Antawn Jamison, UNC	AP,NABC,TSN,BW,BBT
1999	Elton Brand, Duke	AP,NABC,BE,TSN,N,W,R
2001	Jason Williams, Duke	NABC

**Naismith Basketball Hall of Fame**

2014	Gary Williams	Maryland
2013	Rick Pitino	Louisville
2012	Ralph Sampson	Virginia
2009	Michael Jordan	North Carolina
2008	Adrian Dantley	Notre Dame
2007	Roy Williams	North Carolina
2005	Jim Boeheim	Syracuse
2003	James Worthy	North Carolina
2002	Larry Brown	North Carolina
2001	Mike Krzyzewski	Duke
2000	Robert McAdoo	North Carolina
1996	David Thompson	NC State
1994	Denny Crum	Louisville
1991	Dave Cowens	Florida State
1990	Dave Bing	Syracuse
1988	Wes Unseld	Louisville
1987	Rick Barry	Miami
1986	Billy Cunningham	North Carolina
1983	Dean Smith	North Carolina
1982	Everett Case	NC State
1979	Ray Meyer	Notre Dame
1977	Frank McGuire	North & South Carolina
1976	"Moose" Krause	Notre Dame
1973	Elmer Ripley	Notre Dame
1971	Bob Cousy	Boston College
1970	Bernard Carnevale	North Carolina
1961	George Keogan	Notre Dame
1960	Victor Hanson	Syracuse

2001	Shane Battier, Duke	AP,USBWA,SI,TSN,R ESPN,Naismith,CBS Sportsline,BT,NABC
2002	Jason Williams, Duke	AP,TSN,ESPN,W,N,R
2003	Josh Howard, WF	Basketball Digest,CSTV
2005	J.J. Redick, Duke	Rupp
2006	J.J. Redick, Duke	AP,TSN,NABC,BW,BT,N,R,W
2008	Tyler Hansbrough, UNC	AP:USBWA;NABC TSN; WD;SI;ESPN;BT;N;R

**USBWA National Freshman Player of the Year**

1990	Kenny Anderson	Georgia Tech
1991	Rodney Rogers	Wake Forest
1994	Joe Smith	Maryland
2003	Carmelo Anthony	Syracuse
2004	Luol Deng	Duke
2005	Marvin Williams	North Carolina
2006	Tyler Hansbrough	North Carolina
2014	Jabari Parker	Duke

**NABC National Defensive Player of the Year**

1987	Tommy Amaker	Duke
1988	Billy King	Duke
1993	Grant Hill	Duke
1995	Tim Duncan	Wake Forest
1996	Tim Duncan	Wake Forest
1997	Tim Duncan	Wake Forest
1998	Steve Wojciechowski	Duke
1999	Shane Battier	Duke
2000	Shane Battier	Duke
2005	Sheldon Williams	Duke
2006	Sheldon Williams	Duke

**National Coach of the Year**

1957	Frank McGuire,UNC	UPI
1974	Norman Sloan,NCS	AP,BW
1974	Digger Phelps, ND	UPI
1977	Dean Smith,UNC	NABC
1978	Bill Foster,Duke	NABC
1979	Dean Smith,UNC	BW,Basketball Weekly
1982	Dean Smith,UNC	Medalist
1986	Mike Krzyzewski,Duke	UPI,Chevrolet
1987	Digger Phelps, ND	BW
1989	Mike Krzyzewski,Duke	Naismith
1990	Bobby Cremins,GT	Naismith
1991	Mike Krzyzewski,Duke	NABC
1992	Mike Krzyzewski,Duke	Naismith,TSN
1993	Dean Smith,UNC	Naismith
1995	Dave Odom,WF	Basketball America
1997	Mike Krzyzewski,Duke	Basketball Times
1998	Bill Guthridge,UNC	Naismith,NABC
1999	Mike Krzyzewski,Duke	Naismith,NABC
2000	Mike Krzyzewski,Duke	Chevrolet
2001	Matt Doherty,UNC	AP
2002	Gary Williams,Md.	Basketball America
2002	Ben Howland, Pitt	AP;TSN;ESPN,USBWA;Naismith
2004	Mike Krzyzewski,Duke	Clair Bee
2006	Roy Williams,UNC	AP;BW;Rupp
2009	Leonard Hamilton,FSU	Basketball Times
2009	Jamie Dixon, Pitt	Naismith;USA Basketball
2010	Jim Boeheim, SU	AP, NABC, TSN, Naismith, Iba
2010	Jamie Dixon, Pitt	Phelan
2011	Mike Brey, ND	USBWA;AP,Basketball Times
2011	Jamie Dixon, Pitt	TSN
2012	Mike Brey, ND	Phelan



## Skip Prosser Award



The Skip Prosser Award is presented annually to the top scholar-athlete in ACC men's basketball. Wake Forest head basketball coach George Edward "Skip" Prosser passed away on July 26, 2007. Prosser compiled a 291-146 career record in 14 seasons as a head coach, including a 126-68 mark in his six years with the Demon Deacons. To be nominated for the award, a student-athlete must be an upperclassman with a grade-point average of 3.0 or better – both in his career and in the previous two semesters. Sixty percent of the award is based on academic achievement and 40 percent on athletic accomplishments.

### Prosser Award Recipients

2014	Cameron Wright, Pittsburgh
2013	Mason Plumlee, Duke
2012	Tyler Zeller, North Carolina
2011	Tyler Zeller, North Carolina
2010	Jerome Meynsse, Virginia
2009	Jack McClinton, Miami
2008	Cliff Hammonds, Clemson

To be eligible, a student-athlete must have played in a minimum of one varsity contest during the season and have at least a 3.0 GPA.

- 1963 - Jay Buckley, Duke; Buzzy Harrison, Duke; Charlie Shaffer, UNC; Richard Carmichael, WF; Jim Brennan, Clem..
- 1964 - Jay Buckley, Duke; Buzzy Harrison, Duke; Jim Brennan, Clem.; Charlie Shaffer, UNC; Chip Conner, UVA.
- 1965 - Billy Cunningham, UNC; Denny Ferguson, Duke; Randy Mahaffey, Clem.; Pete Coker, NCS; Jerry Sanders, UVA.
- 1966 - Jack Marin, Duke; Pete Coker, NCS; Randy Mahaffey, Clem.; Jim Sutherland, Clem.; Harold Blondeau, NCS.
- 1967 - Randy Mahaffey, Clem.; Jim Sutherland, Clem.; Jay McMillan, Md.; Jerry Montgomery, WF; Tom Gauntlett, UNC.
- 1969 - Trip Jones, Clem.; Dick DeVenzio, Duke; Fred Lind, Duke; Tom Milroy, Md.; Jerry Montgomery, WF.
- 1970 - Dan Ackley, WF; Dick DeVenzio, Duke; Al Heartley, NCS; Rick Katherman, Duke; Tom Owens, USC; John Ribock, USC; John Roche, USC; Charles Scott, UNC; Dick Walker, WF; Vann Williford, NCS.
- 1971 - Dick DeVenzio, Duke; John Roche, USC; Tom Owens, USC; Dave Chadwick, UNC; Robert Carver, USC.
- 1972 - Dennis Wuycik, UNC; Tom McMillen, Md.; Steve Previs, UNC; Gary Melchionni, Duke; Kim Huband, UNC.
- 1973 - Tom McMillen, Md.; Jim Hobgood, UVA; John O'Donnell, UNC; Bobby Hook, WF; Terrell Suit, Clem.
- 1974 - Tom McMillen, Md.; Bob Fleisher, Duke; Bob McKeag, UVA; Jim O'Donnell, UNC; Steve Morris, UVA.
- 1975 - Bob Fleisher, Duke; Tommy LaGarde, UNC; Dan Bonner, UVA; Brad Hoffman, UNC; Ed Stahl, UNC.
- 1976 - Tommy LaGarde, UNC; Wally Walker, UVA; Terry Chii,

Duke; Bruce Harman, Clem.; Bruce Buckley, UNC.

- 1977 - Steve Gray, Duke; Tommy LaGarde, UNC; Bruce Buckley, UNC; Steve Sheppard, Md.; Brian Magid, Md.; Mark Newlen, UVA.
- 1978 - Jim Spanarkel, Duke; Mike Gminski, Duke; Bobby Conrad, Clem.
- 1979 - Jim Spanarkel, Duke; Mike Gminski, Duke; Bobby Conrad, Clem.; Greg Manning, Md.; Bobby Stokes, UVA.
- 1980 - Mike Gminski, Duke; Mike Owens, UVA; Lee Raker, UVA; Bobby Conrad, Clem.; Bob Bender, Duke; Kerry O'Brien, GT; Greg Manning, Md.
- 1981 - Jeff Lamp, UVA; Lee Raker, UVA; Greg Manning, Md.; Chris Dodds, Clem.; Eric Kenny, UNC.
- 1982 - Chris Dodds, Clem.; Stuart Lyon, GT.
- 1983 - Marc Campbell, Clem.; Mike Eppley, Clem.; Chip Engelland, Duke; Lee Garber, WF.
- 1984 - Marc Campbell, Clem.; Charles Driesel, Md.; Matt Doherty, UNC; Kenton Edelin, UVA; Mike Eppley, Clem.; Terry Gannon, NCS; Lee Garber, WF; Steve Hale, UNC.
- 1985 - Terry Gannon, NCS; Steve Hale, UNC; Lee Garber, WF; Charles Driesel, Md.
- 1986 - Mark Alarie, Duke; James Daye, UNC; Steve Hale, UNC; Walker Lambiotte, NCS; Quin Snyder, Duke.
- 1987 - Chris Couch, Clem.; Alan Dickens, WF; Walker Lambiotte, NCS; Quin Snyder, Duke.
- 1988 - Donnell Bruce, Clem.; Jeff Lebo, UNC; Dirk Katstra, UVA; David May, UNC; Quin Snyder, Duke; Tom Wise, WF.
- 1989 - Danny Ferry, Duke; Quin Snyder, Duke; Mark Forrester, WF; Tome Wise, WF; David May, UNC.
- 1990 - John Crotty, UVA; Jeff Daniel, UVA; Blair Ford, UVA; Bernie Floriani, UVA; Matt Kaluzinski, Md.; Dirk Katstra, UVA; Crawford Palmer, Duke; Henrik Rodl, UNC; Greg White, GT; Tom Wise, WF.
- 1991 - Bryant Stith, UVA; John Crotty, UVA; Matt Roe, Md.; Colby Brown, Clem.; Henrik Rodl, UNC; Bill McCaffrey, Duke; Terry Kirby, UVA; Tom Wise, WF; Blair Ford, UVA; Bernie Floriani, UVA; Dirk Katstra, UVA; Steve Ray, WF.
- 1992 - Rod Balanis, GT; Jason Burgess, UNC; Mark Forester, WF; James Gaddy, GT; Ron Miller, FSU; Henrik Rodl, UNC; Doug Smith, UVA; Charlie Ward, FSU; Byron Wells, FSU; Greg White, GT.
- 1993 - Drew Barry, GT; Marc Blucas, WF; Todd Fuller, NCS; Thomas Hill, Duke; Antonio Lang, Duke; Eric Montross, UNC; Lou Richie, Clem.; Henrik Rodl, UNC; Charlie Ward, FSU; Matt Wenstrom, UNC.
- 1994 - Frank Tomera, Clem.; Yann Barbic, GT; Todd Harlicka, GT; John Kelly, Georgia Tech; Kurtis Schultz, Md.; Pearce Landry, UNC; Eric Montross, UNC; Todd Fuller, NCS; Marc Blucas, WF; Rusty LaRue, WF.
- 1995 - Todd Fuller, NCS; Erik Meek, Duke; Matt Harpring, GT; Ricardo Peral, WF; Pearce Landry, UNC; Rusty LaRue, WF; Chris Collins, Duke; Steve Wojciechowski, Duke; Pat Sullivan, UNC; Maurice Watkins, UVA.
- 1996 - Todd Fuller, NCS; Rusty LaRue, WF; Matt Harpring, GT; Ricardo Peral, WF; John Kelly, GT; Maurice Watkins, UVA; Drew Barry, GT; Taymon Domzalski, Duke; Matt Christensen, Duke; Charlie McNairy, UNC; Todd Singleton, Duke.
- 1997 - Jon Babel, GT; Jeff Capel, Duke; Colin Ducharme, UVA; Matt Harpring, GT; Matt Kovarik, Md.; Trajan Langdon, Duke; Ricardo Peral, WF; Cammen Wallace, Duke; Tom Wideman, Clem.; Steve Wojciechowski, Duke.
- 1998 - Shane Battier, Duke; Mike Chappell, Duke; Taymon Domzalski, Duke; Colin Ducharme, UVA; Matt Harpring, GT; Trajan Langdon, Duke; Chase Metheny, UVA; Kyle Mulligan, FSU; Oliver Simmons, FSU; Tom Wideman, Clem.
- 1999 - Adam Allenspach, Clem.; Tom Wideman, Clem.; Taymon Domzalski, Duke; Trajan Langdon, Duke; Oliver Simmons, FSU;

- Jon Babul, GT; Mike Mardesich, Md.; Brad Frederick, UNC; Colin Ducharme, UVA; Broderick Hicks, WF.
- 2000 - Adam Allenspach, Clem.; Shane Battier, Duke; Willie Dersch, UVA; Mike Dunleavy, Duke; Adam Hall, UVA; Broderick Hicks, WF; Majestic Mapp, UVA; Mike Mardesich, Md.; Roger Mason, UVA; Oliver Simmons, FSU.
- 2001 - Pasha Bains, Clem.; Shane Battier, Duke; Matt Christensen, Duke; Mike Dunleavy, Duke; David Anderson, FSU; Marvin Lewis, GT; Mike Mardesich, Md.; Byron Mouton, Md.; Brian Bersticker, UNC; Jonathan Holmes, UNC; William Johnson, UNC; J.C. Mathis, UVA; Broderick Hicks, WF; Darius Songaila, WF.
- 2002 - Mike Dunleavy, Duke; Dahntay Jones, Duke; Jason Williams, Duke; Michael Joiner, FSU; Anthony Richardson, FSU; Jason Capel, UNC; Kris Lang, UNC; Iliian Evtimov, NCS; Josh Powell, NCS; J.C. Mathis, UVA; Broderick Hicks, WF; Darius Songaila, WF.
- 2003 - Julian Betko, Clem.; Todd Galloway, FSU; Marcel Haywood, FSU; Nick Horvath, Duke; Will Johnson, UNC; Marvin Lewis, GT; Mike Mathews, FSU; Shawan Robinson, Clem.; Jason Rogers, UVA; Andrew Wilson, FSU.
- 2004 - Akin Akingbala, Clem.; Engin Atsur, NCS; Todd Billet, UVA; Chris Duhan, Duke; Iliian Evtimov, NCS; Nick Horvath, Duke; Marvin Lewis, GT; Majestic Mapp, UVA; Chris Paul, WF; Shawan Robinson, Clem.; Byron Sanders, UNC; Kyle Visser, WF; Von Water, FSU; Andrew Wilson, FSU.
- 2005 - Coleman Collins, VT; Vytas Danelius, WF; Cliff Hammonds, Clem.; Jamaal Levy, WF; Lee Melchionni, Duke; J.J. Redick, Duke; Shawan Robinson, Clem.; Melvin Scott, UNC; Kyle Visser, WF; Andrew Wilson, FSU.
- 2006 - Brian Asbury, UM; Billy Campbell, UVA; Coleman Collins, VT; Iliian Evtimov, NCS; Jimmy Graham, UM; Ben McCauley, NCS; Greg Paulus, Duke; Martynas Pocius, Duke; Shawan Robinson, Clem.; Byron Sanders, UNC; Adrian Thomas, UM; Kyle Visser, WF.
- 2007 - Coleman Collins, VT; Jimmy Graham, UM; Cliff Hammonds, Clem.; Ben McCauley, NCS; Jack McClinton, UM; Matt Morris, Clem.; Martynas Pocius, Duke; Andrew Tyler, Clem.; Kyle Visser, WF; Lewis Witcher, VT.
- 2008 - Gary Clark, WF; Cliff Hammonds, Clem.; Ben McCauley, NCS; Jack McClinton, UM; Jerome Meynsse, UVA; Greg Paulus, Duke; Matt Zitani, FSU; Brian Zoubek, Duke.
- 2009 - Jack McClinton, UM; Jerome Meynsse, UVA; Greg Paulus, Duke; Tanner Smith, Clem.; Tunji Soroye, UVA; Johnny Thomas, NCS; Tyler Zeller, UNC; Brian Zoubek, Duke.
- 2010 - Antoine Allen, UM; Ben Boggs, VT; C.J. Harris, WF; Luke Loucks, FSU; Ryan Kelly, Fr., Duke; Jerome Meynsse, UVA; Glen Rice, GT; Will Sherrill, Jr., UVA; Tanner Smith, Clem.; Andre Young, Clem.; Tyler Zeller, UNC; Brian Zoubek, Duke.
- 2011 - John Cahill, BC; Luke Loucks, FSU; Ryan Kelly, Duke; Mason Plumlee, Duke; Tyrone Garland, VT; Will Regan, UVA; Will Sherrill, UVA; Kyle Singler, Duke; Tanner Smith, Clem.; Erik Swoope, UM; Adrian Thomas, UM; Mfon Udofia, GT; Tyler Zeller, UNC.
- 2012 - Devin Coleman, Clem.; Jarell Eddie, VT; Anthony Fields, WF; Mike Gbinije, Duke; Nate Hicks, GT; Luke Loucks, FSU; Pierre Jordan, GT; Mason Plumlee, Duke; T.J. Sapp, Clem.; Tanner Smith, Clem.; Andre Young, Clem.; Tyler Zeller, UNC.
- 2013 - Raphael Akpejori, UM; Christian Beyer, VT; Chris Bolden, GT; Tyler Cavanaugh, WF; Jarell Eddie, VT; Marcus Georges-Hunt, GT; Amile Jefferson, Duke; Ryan Kelly, Duke; Logan Aronhalt, Md; Marcus Paige, UNC; Mason Plumlee, Duke; Joe Rahon, BC; Jordan Roper, Clem.; Rasheed Sulaimon, Duke.
- 2014 - Jamel Artis, Pitt; Jarell Eddie, VT; Marcus Georges-Hunt, GT; Trae Golden, GT; Rodney Hood, Duke; Amile Jefferson, Duke; Will Johnston, VT; Donnavan Kirk, UM; Josh Newkirk, Pitt; Marcus Paige, UNC; Jabari Parker, Duke; Joe Rahon, BC; Trevor Thompson, VT; Joey van Zegeren, VT; Coron Williams, WF; Cameron Wright, Pitt; Michael Young, Pitt.

## First-Team Academic All-Americans

1963	Gerry Ward	Boston College
1964	Jay Buckley	Duke
	Jim Caldwell	Georgia Tech
1965	Billy Cunningham	North Carolina
1967	Bob Arnzen	Notre Dame
1968	Bob Arnzen	Notre Dame
	Terry Driscoll	Boston College
1969	Bob Arnzen	Notre Dame
	Rich Yunkus	Georgia Tech
1970	Charlie Scott	North Carolina
	Rich Yunkus	Georgia Tech
	Dick DeVenzio	Duke
	John Roche	South Carolina
1971	Dick DeVenzio	Duke
	Rich Yunkus	Georgia Tech
	John Roche	South Carolina
1972	Tom McMillen	Maryland
	Dennis Wuycik	North Carolina
	Steve Previs	North Carolina
	Gary Melchionni	Duke
1973	Tom McMillen	Maryland
1974	Tom McMillen	Maryland
	Gary Novak	Notre Dame
1975	Bob Fleischer	Duke
1976	Tommy LaGarde	North Carolina
	Wally Walker	Virginia
	Phil Bond	Louisville
1978	Mike Gminski	Duke
	Jim Spanarkel	Duke
1979	Mike Gminski	Duke
	Jim Spanarkel	Duke
	Kelly Tripucka	Notre Dame
1980	Mike Gminski	Duke
	Rich Branning	Notre Dame
1981	Jeff Lamp	Virginia
	Lee Raker	Virginia
1981	Danny Schayes	Syracuse
1982	John Paxson	Notre Dame
1983	John Paxson	Notre Dame
1984	Terry Gannon	NC State
1985	Terry Gannon	NC State
1986	Steve Hale	North Carolina
1991	Matt Roe	Maryland
1994	Eric Montross	North Carolina
1995	Todd Fuller	NC State
1996	Todd Fuller	NC State
1997	Pat Garrity	Notre Dame
1998	Pat Garrity	Notre Dame
1998	Matt Harpring	Georgia Tech
2000	Shane Battier	Duke
2001	Shane Battier	Duke
2006	Chris Gwynn	Notre Dame
2010	Tim Abromaitis	Notre Dame
2011	Tim Abromaitis	Notre Dame
2011	Tyler Zeller	North Carolina
2012	Tyler Zeller	North Carolina
2012	Mason Plumlee	Duke
2013	Tyler Zeller	North Carolina
2013	Mason Plumlee	Duke

Starting with the 1969-70 season, the Atlantic Coast Sports Media Association (ACSMA) began selecting an ACC Player of the Week in recognition of outstanding individual performances. The inaugural ACC Player of the Week on December 8, 1969, was Duke junior center Randy Denton who totaled 32 points and 22 rebounds in a pair of Blue Devil wins over Virginia Tech and Virginia. ACSMA began selecting an ACC Rookie of the Week a year later with the start of the 1970-71 season. Antawn Jamison, North Carolina's 1998 ACC Player of the Year, was selected Player of the Week an all-time high 12 times from 1996-98 while Georgia Tech's Kenny Anderson garnered Rookie of the Week honors in ten of a possible 13 weeks during the 1990 season.

- 1969-70**  
 PLAYER: Randy Denton, Duke (2); Charlie Scott, UNC (2); John Roche, USC (2); Charlie Davis (2); Bill Gerry, Va.; Vann Williford, NCS; Butch Zatezalo, Clem.; Tom Owens, USC. (No Rookie)
- 1970-71**  
 PLAYER: John Roche, USC (3); Dennis Wuycik, UNC (2); Tom Owens, USC (2); Paul Coder, NCS; Charlie Davis, WF; Bill Gerry, Va.; Dickie Foster, Clem.; Rick Holdt, NCS; Randy Denton, Duke; Dick DeVenzio, Duke.  
 ROOKIE: Barry Parkhill, Va. (3); George Karl, UNC (2); Bill Benson, NCS (2); Jim O'Brien, Md. (2); Richie O'Conner, Duke; Kevin Joyce, USC; Darrell Brown, Md.; Dave Angel, Clem.; Howard White, Md.
- 1971-72**  
 PLAYER: Barry Parkhill, Va. (3); Robert McAdoo, UNC (3); Paul Coder, NCS (2); Dave Angle, Clem.; Tom Burlison, NCS; Richie O'Conner, Duke; Bill Chamberlain, UNC; Joe Cafferky, NCS; Alan Shaw, Duke.  
 ROOKIE: Tom McMillen, Md. (4); Dennis Odle, Clem. (2); Chris Redding, Duke (2); Tom Burlison, NCS (2); Bobby Jones, UNC (2); Len Elmore, Md.; Mike Browning, Clem.
- 1972-73**  
 PLAYER: David Thompson, NCS (3); Tommy Burlison, NCS (2); Gary Melchionni, Duke (2); Tom McMillen, Md.; George Karl, UNC; Bobby Jones, UNC; Tony Byers, WF; Chris Redding, Duke; Jim O'Brien, Md.  
 ROOKIE: Ed Stahl, UNC (2); Monte Towe, NCS (2); John Lucas, Md. (2); Wally Walker, Va. (2); Tony Byers, WF; David Thompson, NCS; Mitch Kupchak, UNC; Bob Fleischer, Duke; Jeff Reisinger, Clem.
- 1973-74**  
 PLAYER: David Thompson, NCS (4); Bobby Jones, UNC (2); Tommy Burlison, NCS (2); Tony Byers, WF; Lee Foye, WF; John Lucas, Md.; Monte Towe, NCS; Wally Walker, Va.; Len Elmore, Md.  
 ROOKIE: Wayne Rollins, Clem. (3); Walter Davis, UNC (3); Mo Rivers, NCS (3); Billy Langloh, Va.; Phil Spence, NCS; Skip Brown, WF; Cal Stamp, WF; Tate Armstrong, Duke.
- 1974-75**  
 PLAYER: David Thompson, NCS (2); Tom Roy, Md. (2); John Lucas, Md. (2); Mo Rivers, NCS; Bob Fleischer, Duke; Skip Brown, WF; Mitch Kupchak, UNC; Wayne Rollins, Clem.; Maurice Howard, Md.; Wally Walker, Va.  
 ROOKIE: Brad Davis, Md. (3); Skip Wise, Clem. (3); Kenny Carr, NCS (2); Phil Ford, UNC (2); Steve Sheppard, Md.; Marc Iavaroni, Va.; Stan Rome, Clem.
- 1975-76**  
 PLAYER: Mitch Kupchak, UNC (2); Daryl Peterson, WF; Willie Hodge, Duke; Steve Sheppard, Md.; Rod Griffin, WF; Jerry Schellenberg, WF; Phil Ford, UNC; Maurice Howard, Md.; Wally Walker, Va.; John Lucas, Md. Skip Brown, WF; Billy Langloh, Va.  
 ROOKIE: Jim Spanarkel, Duke (3); Al Green, NCS (2); Greg Coles, Clem. (2); Larry Gibson, Md.; Glenn Sudhop, NCS; Mike Palma, WF; Derrick Johnson, Clem.; Lawrence Boston, Md.; Otis Fulton, Va.
- 1976-77**  
 PLAYER: Phil Ford, UNC (2); Skip Brown, WF (2); Jerry Schellenberg, WF; Billy Langloh, Va.; Wayne Rollins, Clem.; Stan Rome, Clem.; Tommy LaGarde, UNC; Rod Griffin, WF; Derrick Johnson, Clem.; Walter Davis, UNC; Kenny Carr, NCS.  
 ROOKIE: Charles Whitney, NCS (3); Mike O'Koren, UNC (2); Bill Bryant, Md. (2); Mike Gminski, Duke; Leroy McDonald, WF; Frank Johnson, WF; Jim Wells, Clem.; Mike Davis, Md.; Jo Jo Hunter, Md.
- 1977-78**  
 PLAYER: Phil Ford, UNC (3); Mike O'Koren, UNC (2); Mike Gminski, Duke (2); Colon Abraham, Clem.; Charles Whitney, NCS; Larry Harrison, WF; Lawrence Boston, Md.; Rod Griffin, WF; Leroy McDonald, WF; Jim Spanarkel, Duke.  
 ROOKIE: Jeff Lamp, Va. (3); Greg Manning, Md. (2); Eugene Banks, Duke (2); Lee Raker, Va. (2); Al King, Md.; Bob Bender, Duke; Al Wood, UNC; Kenny Matthews, NCS; Kendal Pinder, NCS.
- 1978-79**  
 PLAYER: Mike O'Koren, UNC (2); Mike Gminski, Duke; Gene Banks, Duke; Ernest Graham, Md.; Albert King, Md.; Jeff Lamp, Va.; Lee Raker, Va.; Larry Nance, Clem.; Charles Whitney, NCS; Steve Castellani, UVA; Greg Manning, Md.; Jim Spanarkel, Duke.  
 ROOKIE: Buck Williams, Md. (3); Guy Morgan, WF (2); Jeff Jones, Va (2); Alvis Rogers, WF; Jim Johnstone, WF; Bill Ross, Clem.; Jimmy Black, UNC; Mike Helms, WF; Scott Parzych, NCS.
- 1979-80**  
 PLAYER: Mike Gminski, Duke (3); Albert King, Md. (2); Charles Whitney, NCS (2); Mike Helms, WF; Billy Williams, Clem.; Dave Colescott, NC;
- Jeff Lamp, Va.; Greg Manning, Md.; Mike O'Koren, UNC.  
 ROOKIE: Ralph Sampson, Va. (5); James Worthy, UNC (4); Sidney Lowe, NCS; Chip Engelland, Duke; Dereck Whittenburg, NCS; Fred Gilliam, Clem.
- 1980-81**  
 PLAYER: Jeff Lamp, Va. (2); Albert King, Md. (2); Gene Banks, Duke (2); Lee Raker, Va.; Al Wood, UNC; Guy Morgan, WF; Chris Dodds, Clem.; Sidney Lowe, NCS; Jim Johnstone, WF; Ralph Sampson, Va.; Frank Johnson, WF.  
 ROOKIE: Sam Perkins, UNC (6); Othell Wilson, Va. (3); Vincent Hamilton, Clem. (2); Danny Young, WF; Clarke Bynum, Clem.; Ricky Stokes, UVA.
- 1981-82**  
 PLAYER: James Worthy, UNC (2); Ralph Sampson, Va. (2); Derek Whittenburg, NCS (2); Brook Steppe, GT (2); Chuck Nevitt, NCS; Jimmy Black, UNC; Jim Johnstone, WF; Vince Taylor, Duke; Guy Morgan, WF  
 ROOKIE: Adrian Branch, Md. (3); Jimmy Miller, Va. (2); Tim Mullen, Va. (2); Michael Jordan, UNC (2); Brian Howard, GT (2); John Toms, WF; Greg Wendt, Duke.
- 1982-83**  
 PLAYER: Ralph Sampson, Va. (3); Michael Jordan, UNC (3); Othell Wilson, Va. (2); Sam Perkins, UNC (2); Jimmy Miller, Va.; Adrian Branch, Md.; Thurl Bailey, N.C. State; Herman Veal, Maryland; Marc Campbell, Clemson.  
 ROOKIE: Mark Price, GT (3); Ernie Myers, NCS (3); Johnny Dawkins, Duke (2); Mark Alarie, Duke (2); Ben Coleman, Md. (2); Rick Carlisle, Va.; Kenny Green, WF; Anthony Jenkins, Clem.
- 1983-84**  
 PLAYER: Michael Jordan, UNC (2); Ben Coleman, Md. (2); Sam Perkins (2); Terry Gannon, NCS; Johnny Dawkins, Duke; Yvon Joseph, GT; Jeff Adkins, Md.; Othell Wilson, Va.; Lorenzo Charles, NCS; Anthony Teachey, WF; Mark Alarie, Duke; Adrian Branch, Md.  
 ROOKIE: Bruce Dalrymple, GT (4); Kenny Smith, UNC (2); Russell Pierre, NCS (2); Tom Sheehy, Va.; Tommy Amaker, Duke; Dave Popson, UNC; Horace Grant, Clem.; Spud Webb, NCS; Keith Gatlin, Md.; Olden Polynice, Va.
- 1984-85**  
 PLAYER: John Salley, GT (2); Mark Alarie, Duke; Len Bias, Md.; Brad Daugherty, UNC; Mark Price, GT; Kenny Green, WF; Johnny Dawkins, Duke; Tyrone Bogue, WF; Vincent Hamilton, Clem.; Cozell McQueen, NCS; Lorenzo Charles, NCS; Adrian Branch, Md.  
 ROOKIE: Derrick Lewis, Md. (3); Grayson Marshall, Clem. (3); Charlie Thomas, WF (3); Mel Kennedy, UVA. (2); Duane Ferrell, GT; Chris Washburn, NCS
- 1985-86**  
 PLAYER: Johnny Dawkins, Duke (3); Len Bias, Md. (2); David Henderson, Duke (2); Brad Daugherty, UNC (2); Mark Price, GT; Chris Washburn, NCS; Mark Alarie, Duke; Steve Hale, UNC; Joe Wolf, UNC; Olden Polynice, Va.  
 ROOKIE: Tom Hammonds, GT (3); Jeff Lebo, UNC (3); Richard Morgan, Va. (3); Walker Lambiotte, NCS; John Johnson, Va.; Charles Shackelford, NCS; Michael Best, Clem.; Danny Ferry, Duke.
- 1986-87**  
 PLAYER: Horace Grant, Clem. (2); Andrew Kennedy, UVA. (2); Kenny Smith, UNC (2); Charles Shackelford, NCS; Joe Wolf, UNC; Tom Hammonds, GT; Derrick Lewis, Md.; Danny Ferry, Duke; Jeff Lebo, UNC.  
 ROOKIE: Sam Ivy, WF (3); J.R. Reid, UNC (3); Brian Olver, GT (2); Teyon McCoy, Md. (2); Phil Henderson, Duke; Elden Campbell, Clem.; Steve Hood, Md.
- 1987-88**  
 PLAYER: Danny Ferry, Duke (2); Kevin Strickland, Duke (2); Jeff Lebo, UNC; J.R. Reid, UNC; Duane Ferrell, GT; Charles Shackelford, NCS; Derrick Lewis, Md.; Duane Carlyle, WF; Vinny Del Negro, NCS; Tom Hammonds, GT; Craig Neal, GT; Elden Campbell, Clem.  
 ROOKIE: Dennis Scott, GT (5); Brian Williams, Md. (2); Rodney Monroe, NCS (2); Chris Corchiani, NCS (2); Robert Siler, WF; Kenny Turner, UVA.; Dale Davis, Clem.
- 1988-89**  
 PLAYER: Danny Ferry, Duke (3); Dale Davis, Clem. (2); John Crotty, Va.; Rick Fox, UNC; John Johnson, Md.; Rodney Monroe, NCS; Tom Hammonds, GT; Richard Morgan, Va.; King Rice, UNC; Brian Howard, NCS; Chucky Brown, NCS; Steve Bucknall, UNC.  
 ROOKIE: Bryant Stith, Va. (6); Jerrod Mustaf, Md. (3); Chris King, WF (2); Christian Laettner, Duke; David Young, Clem.; Derrick McQueen, WF
- 1989-90**  
 PLAYER: Bryant Stith, Va. (3); Brian Oliver, GT (2); Kenny Anderson,
- GT; Elden Campbell, Clem.; Dale Davis, Clem.; John Crotty, UVA.; Tom Gugliotta, NCS; Christian Laettner, Duke; Tony Massenbourg, Md.; Dennis Scott, GT.  
 ROOKIE: Kenny Anderson, GT (10); Bobby Hurley, Duke (2); Bill McCaffrey, Duke.
- 1990-91**  
 PLAYER: Thomas Hill, Duke (2); Kenny Turner, Va.; Bobby Hurley, Duke; Malcolm Mackey, GT; Randolph Childress, WF; Jon Barry, GT; Rodney Monroe, NCS; Chris Corchiani, NCS; Rick Fox, NC.  
 ROOKIE: Rodney Rogers, WF (5); Randolph Childress, WF (2); Garfield Smith, Md.; Grant Hill, Duke
- 1991-92**  
 PLAYER: Christian Laettner, Duke (3); Hubert Davis, UNC (3); Bryant Stith, UVA (2); Kevin Thompson, NCS; Sam Cassell, FSU; Thomas Hill, Duke; Walt Williams, Md. Rodney Rogers, WF.  
 ROOKIE: Bob Sura, FSU (3); Junior Burrough, UVA (2); James Forrest, GT (2); Cory Alexander, UVA; Sharone Wright, Clem.; Devin Gray, Clem.; Mark Davis, NCS.
- 1992-93**  
 PLAYER: James Forrest, GT (2); Cornel Parker, UVA (2); Cory Alexander, UVA; Sam Cassell, FSU; Randolph Childress, WF; George Lynch, UNC; Malcolm Mackey, GT; Kevin McLinton, Md.; Eric Montross, UNC; Rodney Rogers, WF; Bob Sura, FSU; Chris Whitney, Clem.; Sharone Wright, Clem.  
 ROOKIE: Martice Moore, GT (4); Johnny Rhodes, Md. (3); Exree Hipp, Md. (2); Drew Barry, GT; Derrick Carroll, FSU.
- 1993-94**  
 PLAYER: Bryant Stith, Va. (3); Brian Oliver, GT (2); Kenny Anderson, GT; Elden Campbell, Clem.; Dale Davis, Clem.; John Crotty, UVA.; Tom Gugliotta, NCS; Christian Laettner, Duke; Tony Massenbourg, Md.; Dennis Scott, GT.  
 ROOKIE: Kenny Anderson, GT (10); Bobby Hurley, Duke (2); Bill McCaffrey, Duke.
- 1990-91**  
 PLAYER: Thomas Hill, Duke (2); Kenny Turner, Va.; Bobby Hurley, Duke; Malcolm Mackey, GT; Randolph Childress, WF; Jon Barry, GT; Rodney Monroe, NCS; Chris Corchiani, NCS; Rick Fox, NC.  
 ROOKIE: Rodney Rogers, WF (5); Randolph Childress, WF (2); Garfield Smith, Md.; Grant Hill, Duke
- 1991-92**  
 PLAYER: Christian Laettner, Duke (3); Hubert Davis, UNC (3); Bryant Stith, UVA (2); Kevin Thompson, NCS; Sam Cassell, FSU; Thomas Hill, Duke; Walt Williams, Md. Rodney Rogers, WF.  
 ROOKIE: Bob Sura, FSU (3); Junior Burrough, UVA (2); James Forrest, GT (2); Cory Alexander, UVA; Sharone Wright, Clem.; Devin Gray, Clem.; Mark Davis, NCS
- 1992-93**  
 PLAYER: James Forrest, GT (2); Cornel Parker, UVA (2); Cory Alexander, UVA; Sam Cassell, FSU; Randolph Childress, WF; George Lynch, UNC; Malcolm Mackey, GT; Kevin McLinton, Md.; Eric Montross, UNC; Rodney Rogers, WF; Bob Sura, FSU; Chris Whitney, Clem.; Sharone Wright, Clem.  
 1992-93 ROOKIE: Martice Moore, GT (4); Johnny Rhodes, Md. (3); Exree Hipp, Md. (2); Drew Barry, GT; Derrick Carroll, FSU; Maurice Robinson, FSU.
- 1993-94**  
 PLAYER: Travis Best, GT (5); Randolph Childress, WF (3); Cherokee Parks, Duke; Tim Duncan, WF; Antonio Lang, Duke; Andre Bovain, Clem.; Derrick Phelps, UNC; Bob Sura, FSU; Jerry Stackhouse, UNC.  
 ROOKIE: Joe Smith, Md. (6); Jerry Stackhouse, UNC (2); Jeff Capel, Duke (2); Tim Duncan, WF; James Collins, FSU
- 1994-95**  
 PLAYER: Travis Best, GT (2); Randolph Childress, WF (2); Tim Duncan, WF (2); Joe Smith, Md. (2); Cherokee Parks, Duke (2); Jeff McInnis, UNC; Bob Sura, FSU; Johnny Rhodes, Md.; Todd Fuller, NCS.  
 ROOKIE: Greg Buckner, Clm. (3); Matt Harpring, GT (3); Curtis Staples, UVA (3); Ishua Benjamin, NCS (2); Corey Louis, FSU; Tony Rutland, WF.
- 1995-96**  
 PLAYER: Tim Duncan, WF (4); Matt Harpring, GT (4); Chris Collins, Duke (2); Jeff McInnis, UNC; Greg Newton, Duke; Antawn Jamison, UNC; Keith Booth, Md.; Drew Barry, GT.  
 ROOKIE: Stephen Marbury, GT (4); Antawn Jamison, UNC (3); Vince Carter, UNC (2); Terrell McIntyre, Clem. (2); Courtney Alexander, UVA (2); Harold Jamison, Clem.; Tony Christie, Clem.



**1996-97**

PLAYER: Tim Duncan, WF (4); Antawn Jamison, UNC (4); Keith Booth, Md. (2); James Collins, FSU (2); Norman Nolan, UVA; Trajan Langdon, Duke; Greg Buckner, Clem.; C.C. Harrison, NCS; Serge Zwikker, UNC; Shammond Williams, UNC.

ROOKIE: Loren Woods, WF (4); Ed Cota, UNC (3); Vincent Whitt, Clem. (2); Kevin Morris, GT; Damon Thornton, NCS; Colin Ducharme, UVA.

**1997-98**

PLAYER: Antawn Jamison, UNC (7); Norman Nolan, UVA (3); Matt Harpring, GT; C.C. Harrison, NCS; Shammond Williams, UNC; LaMarr Greer, Fla. Sarunas Jasikevicius, Md.; Roshown McLeod, Duke; Trajan Langdon, Duke; Greg Buckner, Clem.

ROOKIE: Dion Glover, GT (5); Robert O'Kelley, WF (4); Kenny Inge, NCS (2); Shane Battier, Duke; Elton Brand, Duke; Niki Arinze, WF; Archie Miller, NCS.

**1998-99**

PLAYER: Elton Brand, Duke (5); Robert O'Kelley, WF (2); Terrell McIntyre, Clem. (2); Ed Cota, UNC; Steve Francis, Md.; William Avery, Duke; Laron Profit, Md.; Terence Morris, Md.; Justin Gainey, NCS; Alvin Jones, GT.

ROOKIE: Chris Williams, UVA (4); Tony Akins, GT (2); Darius Songaila, WF (2); Corey Maggette, Duke (2); Adam Harrington, NCS; Will Solomon, Clem.; Kris Lang, UNC; Craig Dawson, WF; Adam Hall, UVA.

**1999-2000**

PLAYER: Will Solomon, Clem. (3); Juan Dixon, Md. (2); Lonny Baxter, Md.; Jason Collier, GT; Terence Morris, Md.; Jason Capel, UNC; Chris Williams, UVA; Chris Carrarell, Duke; Damous Anderson, FSU; Shane Battier, Duke; Darius Songaila, WF; Donald Hand, UVA; Brendan Haywood, UNC; Jason Williams, Duke.

ROOKIE: Joseph Forte, UNC (4); Jason Williams, Duke (2); Travis Watson, UVA (2); Roger Mason, UVA (2); Carlos Boozer, Duke (2); Marshall Williams, NCS; Damien Wilkins, NCS; Tahj Holden, Md.

**2000-01**

PLAYER: Joseph Forte, UNC (4); Shane Battier, Duke (3); Juan Dixon, Md. (2); Carlos Boozer, Duke; Jason Williams, Duke; Brendan Haywood, UNC; Jason Capel, UNC; Lonny Baxter, Md.; Nate James, Duke; Shaun Fein, GT; Alvin Jones, GT; Roger Mason, Jr., UVA.

ROOKIE: Chris Duhon, Duke (4); Marvin Lewis, GT (4); Halston Lane, GT (3); Maurice Young, UVA(2); Michael Joiner, FSU (2); Tony Stockman, Clem.; Trey Guidry, NCS; J.C. Mathis, UVA.

**2001-02**

PLAYER: Jason Williams, Duke (3); Juan Dixon, Maryland (3); Carlos Boozer, Duke (2); Mike Dunleavy, Duke; Darius Songaila, WF; Cedric Moore, GT; Monte Cummings, FS; Anthony Grundy, NCS; Travis Watson, UVA; Chris Wilcox, Md; Edward Scott, Clem.; Tony Akins, GT.

ROOKIE: Josh Powell, NCS (2); Elton Brown, UVA. (2); Iliian Evtimov, NC State (2); B.J. Elder, GT (2); Chey Christie, Clem.; Jamaal Levy, WF; Julius Hodge, NCS; Anthony Richardson, FS; Luke Schenscher, GT; Jawad Williams, UNC; Ed Nelson, GT.

**2002-03**

PLAYER: Josh Howard, WF (4); Julius Hodge (2), NCS; Edward Scott, Clem. (2); Travis Watson, UVA (2); Todd Bilet, UVA; Steve Blake, Md.; Daniel Ewing, Duke; Dahntay Jones, Duke; Rashad McCants, UNC; Tim Pickett, FSU

ROOKIE: Chris Bosh, GT (3); Raymond Felton, UNC (3); Rashad McCants, UNC (2); Todd Galloway, FSU; Justin Gray, WF; Jarrett Jack, GT; J.J. Redick, Duke

**2003-04**

PLAYER: Julius Hodge, NCS (3); John Gilchrist, Md. (2); Justin Gray, WF (2); Jarrett Jack, GT (2); Sean May, UNC (2); Tim Pickett, FSU (2); Chris Duhon, Duke; Rashad McCants, UNC; Marcus Melvin, NCS; Isma'il Muhammad, GT; J.J. Redick, Duke; Eric Williams, WF.

ROOKIE: Luol Deng, Duke (6); Chris Paul, WF (5); Von Wafer, FSU (2); Gary Forbes, UVA; Mike Jones, Md.; J.R. Reynolds, UVA; D.J. Strawberry, Md.

**2004-05**

PLAYER: J.J. Redick, Duke (4); John Gilchrist, Md. (2); Chris Paul, WF (2); Elton Brown, UVA; Coleman Collins, VT; Guillermo Diaz, Miami; Raymond Felton, UNC; Justin Gray, WF; Robert Hite, Miami; Jarrett Jack, GT; Sean May, UNC; Eric Williams, WF; Shelden Williams, Duke.

ROOKIE: Sean Singletary, UVA (5); Marvin Williams, UNC (5); Cliff Hammonds, Clem. (4); Andrew Brackman, NCS; Adrian Joseph, UVA; Cheyenne Moore, Clem.; Anthony Morrow, GT; DeMarcus Nelson, Duke

**2005-06**

PLAYER: J.J. Redick, Duke (7); Craig Smith, BC (2); Al Thornton, FSU (2); Shelden Williams, Duke (2); Akin Akingbala, Clem.; Jared Dudley, BC; Justin Gray, WF; Tyler Hansbrough, UNC; Anthony Morrow, GT; Sean Singletary, UVA; Trent Strickland, WF

ROOKIE: Tyler Hansbrough, UNC (10); Greg Paulus, Duke (2); A.D. Vassallo, Virginia Tech (2); Julius Powell, Clem.; Shamaine Dukes, WF; Tyrese Rice, BC

**2006-07**

PLAYER: D.J. Strawberry, Md. (3); Zabian Dowdell, VT (2); Sean Singletary, UVA (2); Mamadi Diane, UVA; Jared Dudley, BC; Jamon Gordon, VT; Gavin Grant, NCS; Mike Jones, Md.; Jack McClinton, UM; Josh McRoberts, Duke; J.R. Reynolds, UVA; Al Thornton, FSU; Brandon Wright, UNC

ROOKIE: Brandon Wright, UNC (6); Javaris Crittenton, GT (3); Jon Scheyer, Duke (3); Trevor Booker, Clem.; Dwayne Collins, UM; Brandon Costner, NCS; Wayne Ellington, UNC; Ty Lawson, UNC; Greivis Vasquez, Md.; Ishmael Smith, WF

**2007-08**

PLAYER: Tyler Hansbrough, UNC (8); Wayne Ellington, UNC (2); Tyrese Rice, BC (2); Sean Singletary (2); Trevor Booker, Clem.; Matt Causey, GT; Toney Douglas, FSU; James Gist, Md.; Jack McClinton, UM; Anthony Morrow, GT; DeMarcus Nelson, Duke; K.C. Rivers, Clem.; Greivis Vasquez, Md.

ROOKIE: Kyle Singler, Duke (4); Jeff Teague, WF (4); J.J. Hickson, NCS (3); Jeff Allen, VT (2); Terrence Ogelsby, Clem. (2); James Johnson, WF; Mo Miller, GT; Corey Raji, BC.

**2008-09**

PLAYER: Greivis Vasquez, Md. (3); Toney Douglas, FSU (2); Ty Lawson, UNC (2); K.C. Rivers, Clem. (2); Jeff Teague, WF (2); Trevor Booker, CU; Malcolm Delaney, VT; Tyler Hansbrough, UNC; Gerald Henderson, Duke; Gani Lawal, GT; Jack McClinton, UM; Tyrese Rice, BC; Jon Scheyer, Duke; Kyle Singler, Duke.

ROOKIE: Sylvan Landesberg, UVA (6); Al-Farouq Aminu, WF (4); Solomon Alabi, FSU (2); Reggie Jackson, BC; Iman Shumpert, GT; Chris Singleton, FSU; Elliot Williams, Duke.

**2009-10**

PLAYER: Greivis Vasquez, Md. (4); Jon Scheyer, Duke (3); Sylvan Landesberg, UVA (2); Al-Farouq Aminu, WF; Jeff Allen, VT; Trevor Booker, Clem.; Malcolm Delaney, VT; Dorezo Hudson, VT; Gani Lawal, GT; Corey Raji, BC; Kyle Singler, Duke; Nolan Smith, Duke.

ROOKIE: Derrick Favors, GT (4); C.J. Harris, WF (4); Durand Scott, UM (4); Jordan Williams, Md. (2); Michael Snaer, FSU; Ari Stewart, WF; Mfon Udofia, GT; Scott Wood, NCS.

**2010-11**

PLAYER: Nolan Smith, Duke (4); Jeff Allen, VT (2); Reggie Jackson, BC (2); Iman Shumpert, GT (2); Chris Singleton, FSU (2); Malcolm Delaney, VT; Jerai Grant, Clem.; Malcolm Grant, UM; Erick Green, VT; Mike Scott, UVA; Jordan Williams, Md.

ROOKIE: Harrison Barnes, UNC (3); Kyrie Irving, Duke (3); C.J. Leslie, NCS (3); Travis McKie, WF (3); Kendall Marshall, UNC (3); Terrell Stoglin, Md. (2); Reggie Bullock, UNC; KT Harrell, UVA; Ryan Harrow, NCS.

**2011-12**

PLAYER: Mike Scott, UVA (4); John Henson, UNC (3); Michael Snaer, FSU (2); Harrison Barnes, UNC; Lorenzo Brown, NCS; Deividas Dulkys, FSU; Dorezo Hudson, VT; Nate James, FSU; Reggie Johnson, UM; Ryan Kelley, Duke; Mason Plumlee, Duke; Terrell Stoglin, Md.; Tyler Zeller, UNC.

ROOKIE: Austin Rivers, Duke (9); Quinn Cook, Duke (2); Ryan Anderson, BC; Dennis Clifford, BC; Chase Fischer, WF; Lonnie Jackson, BC; Shane Larkin, UM; Alex Len, Md.

**2012-13**

PLAYER: C.J. Leslie, NCS (2); Durand Scott, UM (2); Erick Green, Sr., VT (2); Mason Plumlee, Sr., Duke (2); Ryan Kelly, Duke (2); Seth Curry, Duke (2); Shane Larkin, UM (2); Michael Snaer, FSU; P.J. Hairston, UNC; Quinn Cook, Duke; Reggie Bullock, UNC; Richard Howell, NCS; Scott Wood, NCS; Alex Len, Md.; C.J. Harris, WF.

ROOKIE: Olivier Hanlan, BC (4); Joe Rahon, BC (2); Marcus Georges-Hunt, GT (2); Rasheed Sulaimon, Duke (2); T.J. Warren, NCS (2); Aaron Thomas, FSU; Charles Mitchell, Md.; Devin Thomas, WF; Justin Anderson, UVA; Robert Carter, Jr., GT; Rodney Purvis, NCS; Seth Allen, Md.; T.J. Warren, NCS; T.J. Warren, NCS

**2013-14**

PLAYER: Marcus Paige, UNC (4); Lamar Patterson, Pitt (3); Eric Atkins, ND (2); Jabari Parker, Duke (2); Malcolm Brogdon, UVA; Trevor Cooney, SU; Jarell Eddie, VT; C.J. Fair, SU; Olivier Hanlan, BC; Joe Harris, UVA; James Michael McAdoo, UNC; Travis McKie, WF; Rasheed Suliamon, Duke; Aaron Thomas, FSU; T.J. Warren, NCS.

ROOKIE: Jabari Parker, Duke (10); Tyler Ennis, SU (5); Jaron Blossomgame, Clem.; Kennedy Meeks, UNC; Roddy Peters, Md.; Steve Vasturia, ND

## ACC Player & Freshman of the Week

Player of the Week	Rookie of the Week
North Carolina	Duke
Duke	North Carolina
Maryland*	Georgia Tech
Virginia	Virginia
Wake Forest	Wake Forest
NC State	Maryland*
Georgia Tech	NC State
Clemson	Clemson
Florida State	Florida State
Boston College	Miami
Virginia Tech	Virginia Tech
South Carolina*	Boston College
Miami	Syracuse
Pittsburgh	Notre Dame
Notre Dame	South Carolina*
Syracuse	Pittsburgh

\*former member

## ACC Players of the Week Career Leaders

Antawn Jamison, UNC, 1996-98	12
J.J. Redick, Duke, 2003-06	12
Tim Duncan, WF, 1994-97	11
Tyler Hansbrough, UNC, 2006-09	10
David Thompson, NCS, 1973-75	9

## ACC Player of the of the Week Single Season Leaders

Tyler Hansbrough, UNC, 2008	8
Antawn Jamison, UNC, 1997	7
J.J. Redick, Duke, 2006	7
Travis Best, GT, 1994	5
Elton Brand, Duke, 1999	5

## ACC Rookie of the of the Week Single Season Leaders

Tyler Hansbrough, UNC, 2006	10
Kenny Anderson, GT, 1990	10
Jabari Parker, Duke	10
Austin Rivers, Duke, 2012	9
Sam Perkins, UNC, 1981	6
Bryant Stith, UVA, 1989	6
Joe Smith, Md., 1994	6
Luol Deng, Duke, 2004	6
Brandon Wright, UNC, 2007	6
Sylvan Landesberg, UVA, 200	6



## Nine ACC players selected in NBA draft including five first-round picks

Led by Duke's Jabari Parker, the second overall selection by the Milwaukee Bucks, the Atlantic Coast Conference had nine players chosen in the 2014 NBA draft, including five first round selections.

For the third time in five years, seven ACC schools had at least one player drafted, with Duke and Syracuse leading the way with two selections apiece ... Clemson, North Carolina, NC State, Pittsburgh and Virginia each had one player drafted.

With five first-round selections, the ACC is the only conference to have had at least four first round picks in each of the past six NBA drafts (2009-2014) ... the ACC also extended its streak of having at least one first-round selection to 26 consecutive years (1989-2014).

Over the past six years (2009-2014), the ACC leads all conferences with 32 first round drafts picks; the Pac-12 and the Big 12 are tied for second with 22 first round selections, followed by the Big East (21), SEC (20) and the Big Ten (14).

The nine selections are the most by the ACC since 2010, when it also had nine players drafted.

With Milwaukee's pick of Parker as the second overall selection, the ACC has had at least one lottery pick in six straight drafts. The ACC has had 12 lottery picks over the last six years.

### ACC Players in 2014 NBA Draft

1/2	Jabari Parker, Duke	Milwaukee
1/14	T.J. Warren, NC State	Phoenix
1/18	Tyler Ennis, Syracuse	Phoenix
1/23	Rodney Hood, Duke	Utah
1/26	P.J. Hairston, North Carolina	Miami
2/32	K.J. McDaniels, Clemson	Philadelphia
2/33	Joe Harris, Virginia	Cleveland
2/39	Jerami Grant, Syracuse	Philadelphia
2/48	Lamar Patterson, Pittsburgh	Milwaukee

### 2014 NBA Draft by Conference

First Round	Overall
Pac-12 ..... 6	ACC ..... 9
ACC ..... 5	Pac-12 ..... 9
Big Ten ..... 5	Big Ten ..... 7
Big 12 ..... 3	SEC ..... 6
SEC ..... 2	Big 12 ..... 5
AAC ..... 1	AAC ..... 3
Big East ..... 1	Big East ..... 2
Sun Belt ..... 1	M West ..... 2
	Horizon ..... 1
	MVC ..... 1
	Sun Belt ..... 1

Over the past nine years (2006-2014), the ACC has accounted for 18 percent (52 of 294) of the college players selected in the first round.

## ACC NBA Draft Selections by School, 1949-2014

School	Overall Selections	First Round Selections	Last First Round Selection	Year
Boston College	32	9	Reggie Jackson	2011
Clemson	27	7	Trevor Booker	2010
Duke	82	33	Jabari Parker/Rodney Hood	2014
Florida State	40	10	Chris Singleton	2011
Georgia Tech	43	18	Iman Shumpert	2011
Louisville	53	21	Gorgui Dieng	2013
Miami	19	4	Shane Larkin	2013
North Carolina	103	46	P.J. Hairston	2014
NC State	64	16	T.J. Warren	2014
Notre Dame	36	20	Ryan Humphrey	2002
Pittsburgh	21	5	Steven Adams	2013
Syracuse	45	21	Tyler Ennis	2014
Virginia	35	7	Cory Alexander	1995
Virginia Tech	25	1	Dell Curry	1986
Wake Forest	39	13	Al-Farouq Aminu	2010
<b>Former members</b>				
Maryland (1954-2014)	59	18	Alex Len	2013
South Carolina (1954-1971)	15	3	John Roche	1971

## 122 first-round picks since 1986

Since 1986 the ACC has produced 122 first-round selections in the annual NBA draft - 29 more than the Big East and 39 more than the Pac-12 ... over the past five years (2009-2014), the ACC leads all conferences with 27 first round drafts picks; the Big East (20) is second, followed by the Big 12 (19), SEC (18), Pac-12 (16) and the Big Ten (9).

### 1st Round Selections (1986-2014)

Year	ACC	Big East	Pac 12	SEC	Big 10	Big 12
1986	6	3	0	4	3	-
1987	5	2	4	2	2	-
1988	0	4	0	4	1	-
1989	3	2	4	0	5	-
1990	4	3	1	4	5	-
1991	4	5	2	1	1	-
1992	6	3	4	6	1	-
1993	6	3	2	4	1	-
1994	4	4	3	1	3	-
1995	8	1	5	3	3	-
1996	2	6	1	6	1	-
1997	2	2	3	2	3	4
1998	4	2	3	2	2	4
1999	6	4	2	2	1	0
2000	1	2	2	5	4	4
2001	3	4	2	2	3	1
2002	4	3	3	2	2	2
2003	4	3	1	1	1	3
2004	1	2	3	0	2	2
2005	7	2	3	1	2	4
2006	3	7	2	4	2	1
2007	6	2	4	3	4	3
2008	1	3	7	2	3	4
2009	7	4	6	0	1	2
2010	5	4	1	5	1	7
2011	5	3	3	2	1	6
2012	6	5	3	8	2	3
2013	4	4	3	3	4	1
2014	5	1	6	2	5	3
<b>122</b>	<b>93</b>	<b>83</b>	<b>81</b>	<b>69</b>	<b>54</b>	

\*\*denotes NBA record

## Top of the Class

The ACC leads all conferences with 10 No. 1 overall picks in the annual NBA Draft ... six different ACC schools have had at least one No. 1 overall selection ... Duke leads all ACC schools with three No. 1 picks ... Maryland and North Carolina have each had two No. 1 overall picks while NC State, Virginia and Wake Forest have had one each ... Duke's Art Heyman was the ACC's first No. 1 overall pick when he was selected by the New York Knicks in the 1963 draft.



Duke's Art Heyman was the ACC's first No. 1 overall selection in 1963.

### ACC No. 1 Overall Selections

1963	Art Heyman, Duke	Knicks
1975	David Thompson, NC State	Lakers
1976	John Lucas, Maryland	Rockets
1982	James Worthy, North Carolina	Lakers
1983	Ralph Sampson, Virginia	Rockets
1986	Brad Daugherty, North Carolina	Cavaliers
1995	Joe Smith, Maryland	Warriors
1997	Tim Duncan, Wake Forest	Spurs
1999	Elton Brand, Duke	Bulls
2011	Kyrie Irving, Duke	Cavaliers

1971	Austin Carr, Notre Dame	Cavaliers
1989	Pervis Ellison, Louisville	Kings
1990	Derrick Coleman, Syracuse	Nets

### No. 1 Overall Selections by Conference (by Yearly Conference Membership)

Atlantic Coast	.....10	Mountain West	.....2
Big Ten	.....9	Pac-12	.....2
Big East	.....3	Colonial	.....1
SEC	.....3	Conference USA	.....1
Southern	.....3	Metro	.....1
Big Eight	.....2	Mountain States	.....1
Big 12	.....2	Southwest	.....1
Big West	.....2	Independents	.....10

The following is a listing of players from ACC schools that have been selected in the annual NBA college basketball draft. No ACC players were selected in the NBA's first two drafts of 1947 and 1948. **Since the 1949 draft, 469 ACC players have been selected**, including four players who were drafted twice. In addition, the ACC has produced 180 first round selections.

South Carolina and Maryland selections are included until their departures from the ACC. The listing includes only those players from schools that were ACC members at the time of the draft.

**LEGEND:** Atl/Atlanta, Blt/Baltimore, Bos/Boston, Buf/Bufalo, Cha/Charlotte Hornets, ChB/Charlotte Bobcats, Chi/Chicago, Cin/Cincinnati, Cle/Cleveland, Dal/Dallas, Den/Denver, Det/Detroit, FtW/Ft. Wayne, GS/Golden State, Hou/Houston, Ind/Indiana, KC/Kansas City, LAL/Los Angeles, LAC/Los Angeles Clippers, Mia/Miami, Mil/Milwaukee, Mina/Minneapolis Lakers, Minn/Minnesota T-Wolves, NJ/New Jersey, NO/New Orleans Jazz, NOH/New Orleans Hornets, NY/N.Y. Knicks, Ori/Orlando, Phi/Philadelphia, Phx/Phoenix, Por/Portland, Roc/Rochester, Sac/Sacramento, SA/San Antonio, SD/San Diego, SF/San Francisco, StL/St. Louis, Sea/Seattle, Syr/Syracuse, Tor/Toronto, Uth/Utah, Van/Vancouver, Wsh/Washington.

**1954 (4)**

Gene Shue, Md.	1	Phi
Mel Thompson, NCS	4	FtW
Rudy D'Emillo, Duke	5	Phi
Bernie Janicki, Duke	7	FtW

**1955 (3)**

Dickie Hemric, WF	1	Bos
Buzzzy Wilkinson, UVa	3	Bos
Cliff Dwyer, NCS	4	Syr

**1956 (6)**

Ronnie Shavlik, NCS	1	NY
Vic Molodet, NCS	1	Bos
Bob Kessler, Md.	2	FtW
Ronnie Mayer, Duke	4	NY
Joe Belmont, Duke	5	Phi
Junior Morgan, Duke	7	StL

**1957 (6)**

Len Rosenbluth, UNC	1	Phi
Bob McCoy, USC	2	Det
Grady Wallace, USC	5	Bos
John Maglio, NCS	6	Cin
Cliff Hafer, NCS	11	Cin
Bob Seitz, NCS	12	StL

**1958 (8)**

Pete Brennan, UNC	1	NY
Joe Quigg, UNC	2	NY
John Nacincik, Md.	3	Syr
Tommy Kearns, UNC	4	Syr
Bucky Allen, Duke	6	Phi
Ed Brinkley, Clem.	8	Mina
Nick Davis, Md.	9	Phi
Jim Newcome, Duke	14	Cin

**1959 (3)**

John Richter, NCS	1	Bos
Herb Busch, UVa	5	NY
Lou Pucillo, NCS	9	StL

**1960 (7)**

Lee Shaffer, UNC	1	Syr
Al Bunge, Md.	1	Phi
Dave Budd, WF	2	NY
Charley McNeil, Md.	6	NY
Doug Moe, UNC	7	Det
Jerry Bechtle, Md.	15	NY
George Krajack, Clem.	18	NY

**1961 (8)**

York Larese, UNC	2	Chi
Doug Moe, UNC	2	Chi
Doug Kistler, Duke	3	Det
Bob DiStefano, NCS	5	Bos
Bob McDonald, Md.	6	StL
Charley McNeil, Md.	7	Phi
Dick Kepley, UNC	11	StL
Howard Hurt, Duke	11	LAL

**1962 (6)**

Len Chappell, WF	1	Syr
------------------	---	-----

Lindbergh Moody, USC	5	Det
Art Whisnant, USC	5	LAL
Jim Hudock, UNC	6	Phi
Ken McComb, UNC	10	Phi
Donnie Walsh, UNC	11	Phi

**1963 (5)**

<b>Art Heyman, Duke</b>	<b>1</b>	<b>NY</b>
Jerry Greenspan, Md.	3	Syr
Bob Woolard, WF	7	NY
Larry Brown, UNC	7	Blt
Ken Rohloff, NCS	7	StL

**1964 (3)**

Jeff Mullins, Duke	1	StL
Jay Buckley, Duke	8	LAL
Jim Brennan, Clem.	9	Phi

**1965 (4)**

Billy Cunningham, UNC	1	Phi
Ronnie Watts, WF	2	Bos
Jim Caldwell, GT	3	LAL
Hack Tison, Duke	6	Bos
Jim Fox, USC	8	Cin

**1966 (5)**

Jack Marin, Duke	1	Blt
Steve Vacendak, Duke	4	SF
Jerry Ward, Md.	6	Bos
Bob Bennett, UNC	13	NY
Paul Long, WF	15	StL

**1967 (15)**

Randy Mahaffey, Clem.	2	LAL
Gary Gregor, USC	3	NY
Bob Verga, Duke	3	StL
Al Salvadori, USC	4	Blt
Bob Lewis, UNC	4	SF
Paul Long, WF	5	Det
Bob Reidy, Duke	6	Blt
Jim Connelley, UVa	8	Phi
Jay McMillan, Md.	9	LAL
Eddie Biedenbach, NCS	9	StL
Jim Boshart, WF	10	Chi
Mark Merkin, UNC	11	NY
Joe Harrington, Md.	11	Bos
Lyne Burkholder, USC	13	Blt
Jim Sutherland, Clem.	14	Sea

**1968 (9)**

Gary Gregor, USC	1	Phx
Skip Harlicka, USC	1	Atl
Jack Thompson, USC	3	Blt
Eddie Biedenbach, NCS	4	LAL
Larry Miller, UNC	5	Phi
Mike Lewis, Duke	7	Bos
Joe Kennedy, Duke	10	Sea
Frank Standrad, USC	13	Atl
Bobby Lewis, UNC	14	SD

**1969 (7)**

Bill Bunting, UNC	2	NY
Dick Grubar, UNC	6	LAL

Steve Vandeberg, Duke	7	Det
Fred Lind, Duke	11	Phx
Rusty Clark, UNC	11	Det
Norm Carmichael, UVa	15	Atl
Chip Case, UVa	18	Blt

**1970 (6)**

Chip Case, UVa	3	Buf
Vann Williford, NCS	3	Phx
Charlie Scott, UNC	7	Bos
Will Hetzel, Md.	9	Blt
Rick Anheuser, NCS	11	Det
Dick Walker, WF	11	Buf
Bob Duklet, BC	11	LAL
Wayne Canady, Miami	15	Por

**1971 (10)**

John Roche, USC	1	Phx
Tom Owens, USC	4	SD
Randy Denton, Duke	4	Bos
Lee Dedmon, UNC	5	LAL
Gil McGregor, WF	6	Cin
Charlie Davis, WF	8	Cle
Rick Katherman, Duke	8	SD
John Ribock, USC	8	Bos
Barry Yates, Md.	8	Phi
Larry Saunders, Duke	11	Det

**1972 (9)**

Bob McAdoo, UNC	1	Buf
Dennis Wuycik, UNC	2	Bos
Bill Chamberlain, UNC	3	GS
Steve Previs, UNC	7	Bos
Scott McCandlish, UVa	9	Por
Frank DeWitt, UVa	12	Buf
Kim Huband, UNC	13	Buf
Greg Corson, UNC	14	Buf
Rich Habegger, WF	15	Por

**1973 (10)**

Barry Parkhill, UVa	1	Por
Gary Melchionni, Duke	2	Phx
Jim O'Brien, Md.	3	Por
George Karl, UNC	4	NY
Joe Cafferty, NCS	6	Bos
Bob Bodell, Md.	10	Sea
Eddie Payne, WF	11	Por
Rick Holdt, NCS	12	Por
Howard White, Md.	14	Wsh
Don Johnson, UNC	18	Buf

**1974 (7)**

Tom Burleson, NCS	1	Sea
Bobby Jones, UNC	1	Hou
Tom McMillen, Md.	1	Buf
Len Elmore, Md.	1	Wsh
Darrell Elston, UNC	3	Atl
Tony Byers, WF	5	Buf
John O'Donnell, UNC	10	NY

**1975 (10)**

<b>David Thompson, NCS</b>	<b>1</b>	<b>Atl</b>
Tom Roy, Md.	3	Por
Gus Gerard, UVa	3	Por
Monte Towe, NCS	4	Atl
Bob Fleischer, Duke	4	Buf
Donald Washington, NC	5	NY
Ed Stahl, UNC	5	KC
Wayne Croft, Clem.	7	KC
Owen Brown, Md.	9	Phx
Mo Rivers, NCS	10	NY

**1976 (7)**

<b>John Lucas, Md.</b>	<b>1</b>	<b>Hou</b>
Wally Walker, UVa	1	Por
Mitch Kupchak, UNC	1	Wsh
Mo Howard, Md.	2	Cle
Willie Hodge, Duke	5	KC
Phil Spence, NCS	6	Mil
Daryl Peterson, WF	6	Sea

**1977 (13)**

Walter Davis, UNC	1	Phx
Kenny Carr, NCS	1	LAL
Tom LaGarde, UNC	1	Den
Tate Armstrong, Duke	1	Chi
Wayne Rollins, Clem.	1	Atl
Brad Davis, Md.	1	LAL
Steve Shepard, Md.	2	Chi
John Kuester, UNC	3	KC
Skip Brown, WF	3	Bos
Jerry Schellenberg, WF	3	Wsh
Billy Langloh, UVa	5	Bos
Mark Crow, Duke	6	NJ
Bruce Buckley, UNC	6	SA

**1978 (8)**

Phil Ford, UNC	1	KC
Rod Griffin, WF	1	Den
Marc Iavaroni, UVa	3	NY
Geoff Crompton, UNC	4	KC
Leroy McDonald, WF	4	Buf
Stan Rome, Clem.	4	Cle
Larry Boston, Md.	4	Wsh
Tom Zaligaris, UNC	8	Mil

**1979 (8)**

Dudley Bradley, UNC	1	Ind
Jim Spanarkel, Duke	1	Phi
Larry Gibson, Md.	3	Mil
Tiny Pinder, NCS	5	Atl
Bob Bender, Duke	6	SD
Steve Castellan, UVa	7	Bos
Glenn Sudhop, NCS	8	Bos
Tony Warren, NCS	8	Chi

**1980 (10)**

Mike O'Koren, UNC	1	NJ
Mike Gminski, Duke	1	NJ
Hawkeye Whitney, NCS	1	KC
Billy Williams, Clem.	2	Hou
Clyde Austin, NCS	2	Phi
John Virgil, UNC	3	GS
John Campbell, Clem.	3	Phx
Rich Yonakor, UNC	3	SA
Jeff Wolf, UNC	4	Mil
Dave Colescott, UNC	7	Uth

**1981 (17)**

Buck Williams, Md.	1	NJ
Al Wood, UNC	1	Atl
Albert King, Md.	1	NJ
Frank Johnson, WF	1	Wsh
Jeff Lamp, UVa	1	Por
Larry Nance, Clem.	1	Phx
Gene Banks, Duke	2	SA
Ernest Graham, Md.	3	Phi
Lee Raker, UVa	4	SD
Kenny Dennard, Duke	4	KC
Pete Budko, UNC	5	Dal
Craig Watts, NCS	5	LAL
Mike Pepper, UNC	6	SD
Greg Manning, Md.	7	Den
Lewis Lattimore, UVa	7	Mil
Art Jones, NCS	9	SD
Kenny Matthews, NCS	10	Bos

**1982 (13)**

<b>James Worthy, UNC</b>	<b>1</b>	<b>LAL</b>
Brook Steppe, GT	1	KC
Vince Taylor, Duke	2	NY
Guy Morgan, WF	2	Ind
Jim Johnstone, WF	3	KC
Jimmy Black, UNC	3	NJ
Charles Pittman, Md.	3	Phx
Chuck Nevitt, NCS	3	Hou
Jeff Jones, UVa	4	Ind
Chris Brust, UNC	6	Den
Horace Wyatt, Clem.	7	Atl
Jeb Barlow, UNC	7	Den
Mike Helms, WF	7	Hou

**1983 (10)**

<b>Ralph Sampson, UVa</b>	<b>1</b>	<b>Hou</b>
Thurl Bailey, NCS	1	Uth
Sidney Lowe, NCS	2	Chi
Derek Whittenburg, NCS	3	Phx
Craig Robinson, UVa	3	Bos
Jimmy Braddock, UNC	5	Den
Fred Gilliam, Clem.	6	Uth
Alvis Rogers, WF	6	KC
George Thomas, GT	8	Atl
Tom Emma, Duke	10	Chi

**1984 (13)**

Michael Jordan, UNC	1	Chi
Sam Perkins, UNC	1	Dal
Othell Wilson, UVa	2	GS
Ben Coleman, Md.	2	Chi
Danny Young, WF	2	Sea
Anthony Teachey, WF	2	Dal
Murray Jarman, Clem.	3	Phx
Rick Carlisle, UVa	3	Bos
Matt Doherty, UNC	6	Cle
Herman Veal, Md.	6	Phx
Kenton Edelin, UVa	7	Ind
Mark Fothergill, Md.	8	Phx
Cecil Exum, UNC	9	Den

**1985 (12)**

Kenny Green, WF	1	Wsh
Yvon Joseph, GT	2	NJ
Lorenzo Charles, NCS	2	Atl
Adrian Branch, Md.	2	Chi
Vince Hamilton, Clem.	4	Ind
Delaney Rudd, WF	4	Uth
Spud Webb, NCS	4	Det
Cozell McQueen, NCS	4	Mil
Dan Meagher, Duke	6	Chi
Jimmy Miller, UVa	6	Uth
Buzz Peterson, UNC	7	Cle
Jeff Adkins, Md.	7	Chi

**1986 (14)**

<b>Brad Daugherty, UNC</b>	<b>1</b>	<b>Cle</b>
Len Bias, Md.	1	Bos
Chris Washburn, NCS	1	GS
Johnny Dawkins, Duke	1	SA
John Salley, GT	1	Det
Mark Alarie, Duke	1	Den
Mark Price, GT	2	Dal
Nate McMillan, NCS	2	Sea
Panagiotis Fasoulas, NCS	2	Por
David Henderson, Duke	3	Wsh
Warren Martin, UNC	4	Cle
Steve Hale, UNC	4	NJ
Jay Bilas, Duke	5	Dal
Glen McCants, Clem.	7	Sea

**1987 (14)**

Kenny Smith, UNC	1	Sac
Olden Polynice, UVa	1	Chi
Horace Grant, Clem.	1	Chi
Tyrone Bognes, WF	1	Wsh
Joe Wolf, UNC	1	LAC
Andrew Kennedy, UVa	2	Phl
Bruce Dalrymple, GT	2	Phx
Tommy Amaker, Duke	3	Sea
Tom Sheehy, UVa	4	Bos
Bennie Bolton, NCS	4	Uth
Dave Popson, UNC	4	Det
Michael Tait, Clem.	5	Sea
Martin Nessel, Duke	6	LAC
Curtis Hunter, UNC	7	Den

**1988 (4)**

Vinny Del Negro, NCS	2	Sac
Charles Shackelford, NCS	2	NJ
Derrick Lewis, Md.	3	Chi
Craig Neal, GT	3	Por

**1989 (4)**

Danny Ferry, Duke (2)	1	LAC
-----------------------	---	-----

J.R. Reid, UNC (5)	1	Cha
Tom Hammonds, GT (9)	1	Wsh
Chucky Brown, NCS (43)	2	Cle

**1990 (7)**

Dennis Scott, GT (4)	1	Orl
Jerrod Mustaf, Md. (17)	1	NY
Alaa Abdelnaby, Duke (25)	1	Por
Elden Campbell, Clem. (27)	1	LAL
Brian Oliver, GT (32)	2	Phl
Tony Massenburg, Md. (43)	2	SA
Phil Henderson, Duke (49)	2	Dal

**1991 (6)**

Kenny Anderson, GT (2)	1	NJ
Dale Davis, Clem. (13)	1	Ind
Rick Fox, UNC (24)	1	Bos
Pete Chilcutt, UNC (27)	1	Sac
Rodney Monroe, NCS (30)	2	Atl
Chris Corchiani, NCS (36)	2	Orl

**1992 (9)**

Christian Laettner, Duke (3)	1	Minn
Tom Gugliotta, NCS (6)	1	Wsh
Walt Williams, Md. (7)	1	Sac
Bryant Stith, UVa (13)	1	Den
Hubert Davis, UNC (20)	1	NY
Jon Barry, GT (21)	1	Bos
Matt Geiger, GT (42)	2	Mia
Chris King, WF (45)	2	Sea
Brian Davis, Duke (48)	2	Phx

**1993 (10)**

Bobby Hurley, Duke (7)	1	Sac
Rodney Rogers, WF (9)	1	Den
George Lynch, UNC (12)	1	LAL
Douglas Edwards, FSU (15)	1	Atl
Sam Cassell, FSU (24)	1	Atl
Malcolm Mackey, GT (27)	1	Phx
Evers Burns, Md. (31)	2	Sac
Thomas Hill, Duke (39)	2	Ind
Chris Whitney, Clem. (47)	2	SA
Kevin Thompson, NCS (48)	2	Por

**1994 (5)**

Grant Hill, Duke (3)	1	Det
Sharone Wright, Clem. (6)	1	Phl
Eric Montross, UNC (9)	1	Bos
Charlie Ward, FSU (26)	1	NY
Antonio Lang, Duke (29)	2	Phx

**1995 (10)**

<b>Joe Smith, Md. (1)</b>	<b>1</b>	<b>GS</b>
Jerry Stackhouse, UNC (3)	1	Phl
Rasheed Wallace, UNC (4)	1	Wsh
Cherokee Parks, Duke (12)	1	Dal
Bob Sura, FSU (17)	1	Cle
Randolph Childress, WF (19)	1	Det
Travis Best, GT (23)	1	Ind
Cory Alexander, UVa (29)	1	SA
Junior Burrough, UVa (33)	2	Bos
Erik Meek, Duke (41)	2	Hou
Constantin Popa, Miami (53)	2	LAC

**1996 (4)**

Stephon Marbury, GT (4)	1	Mil
Todd Fuller, NCS (11)	1	GS
Jeff McInnis, UNC (37)	2	Den
Drew Barry, GT (57)	2	Sea

**1997 (5)**

<b>Tim Duncan, WF (1)</b>	<b>1</b>	<b>SA</b>
Keith Booth, Md. (28)	1	Chi
Serge Zwikker, UNC (29)	2	Hou
James Collins, FSU (36)	2	Phl
Eddie Elisma, GT (40)	2	Sea

**1998 (6)**

Antawn Jamison, UNC (4)	1	Tor
Vince Carter, UNC (5)	1	GS
Matt Harpring, GT (15)	1	Orl

Roshown McLeod, Duke (20)	1	Atl
Shammond Williams, UNC (34)	2	Chi
Greg Buckner, Clem. (53)	2	Dal

**1999 (8)**

<b>Elton Brand, Duke (1)</b>	<b>1</b>	<b>Chi</b>
Steve Francis, Md. (2)	1	Van
Trajan Langdon, Duke (11)	1	Cle
Corey Maggette, Duke (13)	1	Sea
William Avery, Duke (14)	1	Minn
Dion Glover, GT (20)	1	Atl
Obinna Ekezie, Md. (37)	2	Van
Laron Proffit, Md. (38)	2	Orl
Tim James, Miami (25)	1	Mia
Eddie Lucas, VaT (58)	2	Uth

**2000 (2)**

Jason Collier, GT (15)	1	Mil
Chris Carrawell, Duke (41)	2	SA

**2001 (6)**

Shane Battier, Duke (6)	1	Van
Brendan Haywood, UNC (20)	1	Cle
Joseph Forte, UNC (21)	1	Bos
Will Solomon, Clem. (32)	2	Van
Terence Morris, Md. (33)	2	Atl
Alvin Jones, GT (56)	2	Phl

**2002 (8)**

Jason Williams, Duke (2)	1	Chi
Mike Dunleavy, Duke (3)	1	GS
Chris Wilcox, Md. (8)	1	LAC
Juan Dixon, Md. (17)	1	Wsh
Roger Mason, UVa (30)	2	Chi
Carlos Boozer, Duke (34)	2	Cle
Lonny Baxter, Md. (43)	2	Chi
Darius Songaila, WF (49)	2	Bos
John Salmons, Miami (26)	1	SA

**2003 (4)**

Chris Bosh, GT (4)	1	Tor
Dahntay Jones, Duke (20)	1	Bos
Josh Howard, WF (29)	1	Dal
Kendall Marshall, UNC (38)	1	Wsh
Troy Bell, BC (16)	1	Bos
James Jones, Miami (49)	2	Ind

**2004 (3)**

Luol Deng, Duke (7)	1	Phx
Chris Duhon, Duke (38)	2	Chi
Tim Pickett, FSU (44)	2	NO

**2005 (9)**

Marvin Williams, UNC (2)	1	Atl
Chris Paul, WF (4)	1	NO
Raymond Felton, UNC (5)	1	ChB
Sean May, UNC (13)	1	ChB
Rashad McCants, UNC (14)	1	Minn
Julius Hodges, NCS (20)	1	Den
Jarret Jack, GT (22)	1	Den
Daniel Ewing, Duke (32)	2	LAC
Von Wafer, FSU (39)	2	LAL

**2006 (7)**

Shelden Williams, Duke (5)	1	Atl
J.J. Redick, Duke (11)	1	Orl
Cedric Simmons, NCS (15)	1	NO
Craig Smith BC (36)	2	Minn
David Noel, UNC (39)	2	Mil
Alexander Johnson, FSU (45)	2	Mem
Guillermo Diaz, Miami (52)	2	LAC

**2007 (9)**

Brandan Wright, UNC (8)	1	ChB
Thaddeus Young, GT (12)	1	Phl
Al Thornton, FSU (14)	1	LAC
Sean Williams, BC (17)	1	NJ
Javaris Crittenton, GT (19)	1	LAL
Jared Dudley, BC (22)	1	ChB
Josh McRoberts, Duke (37)	2	Por

Reyshawn Terry, UNC (44)	2	Orl
D.J. Strawberry, Md. (59)	2	Phx

**2008 (4)**

J.J. Hickson, NCS (19)	1	Cle
Sean Singletary, UVa (42)	2	KC
James Gist, Md. (57)	2	SA
Deron Washington, VT	2	Det

**2009 (9)**

Gerald Henderson, Duke (12)	1	ChB
Tyler Hansbrough, UNC (13)	1	Ind
James Johnson, WF (16)	1	Chi
Ty Lawson, UNC (18)	1	Minn
Jeff Teague, WF (19)	1	Atl
Wayne Ellington, UNC (28)	1	Minn
Toney Douglas, FSU (29)	1	LAL
Danny Green, UNC (46)	2	Cle
Jack McClinton, Miami (51)	2	SA

**2010 (9)**

Derrick Favors, GT (3)	1	NJ
Al-Farouq Aminu, WF (8)	1	LAC
Ed Davis, UNC (13)	1	Tor
Trevor Booker, Clem. (23)	1	Minn
Greivis Vasquez, Md. (28)	1	Mem
Gani Lawal, GT (46)	2	Phx
Solomon Alabi, FSU (50)	2	Dal
Ryan Reid, FSU (57)	2	Ind
Dwayne Collins, UM (60)	2	Phx

**2011 (7)**

<b>Kyrie Irving, Duke</b>	<b>1/1</b>	<b>Cleve</b>
Iman Shumpert, GT	1/17	NY
Chris Singleton, FSU	1/18	Wash
Nolan Smith, Duke	1/19	Port
Reggie Jackson, BC	1/19	Okla
Kyle Singler, Duke	2/33	Det
Jordan Williams, Md.	2/36	NJ

**2012 (8)**

Harrison Barnes, UNC	1/7	GS
Austin Rivers, Duke	1/10	NO
Kendall Marshall, UNC	1/13	Phx
John Henson, UNC	1/14	Mil
Tyler Zeller, UNC	1/17	Dal
Miles Plumlee, Duke	1/26	Ind
Bernard James, FSU	2/33	Cleve
Mike Scott, Virginia	2/44	Atl

**2013 (8)**

Alex Len, Md.	1/5	Phx
Shane Larkin, UM	1/18	Dal
Mason Plumlee, Duke	1/22	Brk
Reggie Bullock, UNC	1/25	LAC
Glen Rice, Jr., GT	2/35	Phl
Erick Green, VT	2/46	Utah
Ryan Kelly, Duke	2/48	LAL
Lorenzo Brown, NCS	2/52	Minn

**2014 (9)**

AJabari Parker, Duke	1/2	Mil
T.J. Warren, NCS	1/14	Phx
Tyler Ennis, Syr.	1/18	Phx
Rodney Hood, Duke	1/23	Utah
P.J. Hairston, UNC	1/26	Mia
K.J. McDaniels, Clem.	2/32	Phl
Joe Harris, UVa	2/33	Cleve
Jerami Grant, Syr.	2/39	Phl
Lamar Patterson, Pitt	2/48	Mil

**First overall selection  
is denoted in bold.**



## Boston College

**32 Overall; 9 First Round**

2011	Reggie Jackson	10k	City
2007	Sean Williams	1	NJ
2007	Jared Dudley	1	Char
2006	Craig Smith	2	Minn
2003	Troy Bell	1	Bos
1994	Bill Curley	1	SA
1994	Howard Easley	2	Minn
1989	Dana Barros	1	Sea
1986	Dominic Pressley	5	Sea
1985	Michael Adams	3	Sac
1985	Stu Primus	6	Ind
1984	Jay Murphy	2	GS
1984	Martin Clark	10	Phi
1983	John Garriss	2	Cle
1983	Ron Crevier	9	Chi
1982	John Bagley	1	Cle
1976	Bob Carrington	2	Atl
1976	Bill Collins	9	Bos
1974	Mark Raterink	9	Wsh
1971	Jimmy O'Brien	4	Buf
1971	Frank Fitzgerald	8	Cin
1970	Bob Duklet	11	LAL
1969	Terry Driscoll	1	Det
1969	Billy Evans	13	Bos
1968	Jim Kassane	5	Cin
1968	Steve Adelman	10	Blt
1967	Willie Wolters	8	Sea
1966	Johnny Austin	4	Bos
1963	Gerry Ward	1	StL
1962	Jim Hooley	6	Bos
1962	Chuck Chevalier	8	Bos
1954	Tony Daukas	10	Bos

## Clemson

**27 Overall; 7 First Round**

2014	K.J. McDaniels	2	Phi
2010	Trevor Booker	1	Minn
2001	Will Solomon	2	Van
1998	Greg Buckner	2	Dal
1994	Sharone Wright	1	Phi
1993	Chris Whitney	2	SA
1991	Dale Davis	1	Ind
1990	Elden Campbell	1	LAL
1987	Horace Grant	1	Chi
1987	Michael Tait	5	Sea
1986	Glen McCants	7	Sea
1985	Vince Hamilton	4	Ind
1984	Murray Jarman	3	Phx
1983	Fred Gilliam	6	Uth
1982	Horace Wyatt	7	Atl
1981	Larry Nance	1	Phx
1980	Billy Williams	2	Hou
1980	John Campbell	3	Phx
1978	Stan Rome	4	Cle
1977	Wayne Rollins	1	Atl
1975	Wayne Croft	7	KC
1967	Randy Mahaffey	2	LAL
1967	Jim Sutherland	14	Sea
1964	Jim Brennan	9	Phi
1960	George Krajack	18	NY
1958	Ed Brinkley	8	Minn
1952	John Snee	-	Mil

## Duke

**82 Overall; 33 First Round**

2014	Jabari Parker	1	Mil
2014	Rodney Hood	1	Utah
2013	Mason Plumlee	1	Brk
2013	Rtan Kelly	2	LAL
2012	Austin Rivers	1	NO
2012	Miles Plumlee	1	Ind
2011	Kyrie Irving	1	Cleve
2011	Nolan Smith	1	Port
2011	Kyle Singler	2	Det

2009	Gerald Henderson	1	Char
2007	Josh McRoberts	2	Por
2006	J.J. Redick	1	Orl
2006	Shelden Williams	1	Atl
2005	Daniel Ewing	2	LAC
2004	Chris Duhon	2	Chi
2004	Luol Deng	1	Phx
2003	Dahntay Jones	1	Bos
2002	Jason Williams	1	Chi
2002	Mike Dunleavy	1	GS
2002	Carlos Boozer	2	Cle
2001	Shane Battier	1	Van
2000	Chris Carrawell	2	SA
1999	Elton Brand	1	Chi
1999	Trajan Langdon	1	Cle
1999	Corey Maggette	1	Sea
1999	William Avery	1	Minn
1998	Roshown McLeod	1	Atl
1995	Cherokee Parks	1	Dal
1995	Erik Meek	2	Hou
1994	Antonio Lang	2	Phx
1994	Grant Hill	1	Det
1993	Thomas Hill	2	Ind
1993	Bobby Hurley	1	Sac
1992	Christian Laettner	1	Minn
1992	Brian Davis	2	Phx
1990	Alaa Abdelnaby	1	Por
1990	Phil Henderson	2	Dal
1989	Danny Ferry	1	LAC
1987	Tommy Amaker	3	Sea
1987	Martin Nessley	6	LAC
1986	Johnny Dawkins	1	SA
1986	Mark Alarie	1	Den
1986	David Henderson	3	Wsh
1986	Jay Bilas	5	Dal
1985	Dan Meagher	6	Chi
1983	Tom Emma	10	Chi
1982	Vince Taylor	2	NY
1981	Gene Banks	2	SA
1981	Kenny Dennard	4	KC
1980	Mike Gminski	1	NJ
1979	Jim Spanarkel	1	Phi
1979	Bob Bender	6	SD
1977	Tate Armstrong	1	Chi
1977	Mark Crow	6	NJ
1976	Willie Hodge	5	KC
1975	Bob Fleischer	4	Buf
1973	Gary Melchionni	2	Phx
1971	Randy Denton	4	Bos
1971	Rick Katherman	8	SD
1971	Larry Saunders	11	Det
1969	Steve Vandenberg	7	Det
1969	Fred Lind	11	Phx
1968	Mike Lewis	7	Bos
1968	Joe Kennedy	10	Sea
1967	Bob Verga	3	StL
1967	Bob Reidy	6	Blt
1966	Jack Marin	1	Blt
1966	Steve Vacendak	4	SF
1965	Hack Tison	6	Bos
1964	Jeff Mullins	1	StL
1964	Jay Buckley	8	LAL
1963	Art Heyman	1	NY
1961	Doug Kistler	3	Det
1961	Howard Hurt	11	LAL
1958	Bucky Allen	6	Phi
1958	Jim Newcome	14	Cin
1956	Ronnie Mayer	4	NY
1956	Joe Belmont	5	Phi
1956	Junior Morgan	7	StL
1954	Rudy D'Emilio	5	Phi
1954	Bernie Janicki	7	FTW
1952	Dick Groat	1	FTW

## Florida State

**40 Overall; 10 First Round**

2012	Bernard James	2	Cleve
------	---------------	---	-------

2011	Chris Singleton	1	Wash
2010	Solomon Alabi	2	Dal
2010	Ryan Reid	2	Ind
2009	Toney Douglas	1	LAL
2007	Al Thornton	1	LAC
2006	Alexander Johnson	2	Mem
2005	Von Wafer	2	LAL
2004	Tim Pickett	2	NO
1997	James Collins	2	Phi
1995	Bob Sura	1	Cle
1994	Charlie Ward	1	NY
1993	Douglas Edwards	1	Atl
1993	Sam Cassell	1	Atl
1989	George McCloud	1	Ind
1987	Pee Wee Barber	4	Por
1986	David Shaffer	4	Por
1985	Dean Shaffer	5	Wsh
1985	Alton Lee Gipson	7	Sac
1984	Vince Martello	4	Pho
1984	Tony William	7	Mil
1983	Mitchell Wiggins	1	Ind
1981	Elvis Rolle	2	LAL
1981	Mickey Dillard	3	Cle
1980	Murray Brown	4	Cle
1980	Tony Jackson	4	LAL
1980	Kris Anderson	4	Mil
1978	Harry Davis	2	Cle
1978	David Thompson	5	Buf
1974	Ben Clyde	5	Bos
1974	Lawrence McCray	6	NO
1973	Ron King	4	GS
1973	Reggie Royals	5	Phi
1972	Rowland Garrett	5	Bos
1971	Skip Young	7	Bos
1971	Vernell Ellyz	8	Phx
1970	Dave Cowens	1	Bos
1970	Willie Williams	3	Bos
1966	Gary Schull	7	Cin
1962	Dave Fedor	3	Phi

## Georgia Tech

**43 Overall; 18 First Round**

2013	Glen Rice, Jr.	2	Phi
2011	Iman Shumpert	1	NY
2010	Derrick Favors	1	NJ
2010	Gani Lawal	2	Phx
2007	Thaddeus Young	1	Phi
2007	Javaris Crittenton	1	LAL
2005	Jarret Jack	1	Den
2003	Chris Bosh	1	Tor
2001	Alvin Jones	2	Phi
2000	Jason Collier	1	Mil
1999	Dion Glover	1	Atl
1998	Matt Harpring	1	Orl
1997	Eddie Elisma	2	Sea
1996	Stephon Marbury	1	Mil
1996	Drew Barry	2	Sea
1995	Travis Best	1	Ind
1993	Malcolm Mackey	1	Phx
1992	Jon Barry	1	Bos
1992	Matt Geiger	2	Mia
1991	Kenny Anderson	1	NJ
1990	Brian Oliver	2	Phi
1990	Dennis Scott	1	Orl
1989	Tom Hammonds	1	Wsh
1988	Craig Neal	3	Por
1987	Bruce Dalrymple	2	Phx
1986	John Salley	1	Det
1986	Mark Price	2	Dal
1985	Yvon Joseph	2	NJ
1983	George Thomas	8	Atl
1982	Brook Steppe	1	KC
1980	Len Horton	5	Sea
1979	Tico Brown	2	Uth
1979	Sammy Drummer	4	Phx
1971	Rich Yunkus	3	Cin
1970	Bob Seemer	10	Mil

1968	Phil Wagner	8	Atl
1965	Jim Caldwell	3	LAL
1965	Ronald Scharf	15	Cin
1961	Roger Kaiser	4	Chi
1960	David Denton	6	NY
1953	Pete Silas	6	Min
1950	Colin Anderson	10	Ind
1949	Jim Nolan	2	Phi

## Louisville

**52 Overall; 21 First Round**

2014	Russ Smith	2	Phi
2013	Gorgui Dieng	1	Uth
2013	Peyton Siva	2	Det
2010	Derrick Caracter	2	LAL
2009	Terrence Williams	1	NJ
2009	Earl Clark	1	Phx
2005	Francisco Garcia	1	Sac
2003	Reece Gaines	1	Orl
1997	DeJuan Wheat	2	LAL
1996	Samaki Walker	1	Dal
1994	Greg Minor	1	LAC
1994	Clifford Rozier	1	GS
1994	Dwayne Morton	2	GS
1991	LaBradford Smith	1	Wsh
1990	Felton Spencer	1	Minn
1989	Pervis Ellison	1	Sac
1989	Kenny Payne	1	Phi
1988	Herbert Crook	3	Ind
1988	Barry Sumpter	3	Ind
1986	Billy Thompson	1	Atl
1986	Milt Wagner	2	Dal
1986	Jeff Hall	6	Ind
1984	Lancaster Gordon	1	LAC
1984	Charles A. Jones	2	Phx
1983	Rodney McCray	1	Hou
1983	Scooter McCray	2	Sea
1982	Derek Smith	2	GS
1982	Jerry Eaves	3	Uth
1982	Poncho Wright	6	KC
1981	Roger Burkman	6	Chi
1980	Darrell Griffith	1	Uth
1980	Lobby Turner	7	NY
1979	Larry Williams	5	Den
1978	Rick Wilson	2	Atl
1978	Ricky Gallon	3	Buf
1977	Wesley Cox	1	GS
1977	Phil Bond	3	Hou
1975	Junior Bridgeman	1	LAL
1975	Allen Murphy	2	Phx
1974	Bill Butler	8	Atl
1972	Jim Price	2	LAL
1972	Ron Thomas	6	Sea
1972	Henry Bacon	6	GS
1972	Al Vilcheck	10	Phx
1969	Butch Beard	1	Atl
1969	Mike Grosso	3	Phi
1969	Jerry King	5	Sea
1968	Wes Unseld	1	Wsh
1968	Fred Holden	16	Chi
1967	Sam Smith	3	Cin
1962	Bud Olsen	2	Cin
1961	Fred Sawyer	2	LAL
1961	Jack Turner	2	Chi
1961	Howard Stacy	13	StL
1959	Don Goldstein	2	Det
1958	Jerry DuPont	13	Cin
1957	Charlie Tyra	1	FtW
1957	Jim Morgan	2	Syr
1957	Bill Darragh	8	StL
1956	Phil Rollins	2	Phi
1956	Jerry Moreman	10	Roc
1955	John Prudhoe	12	Roc
1954	Chuck Noble	4	Phi

**Maryland** (former member)**59 Overall; 18 First Round**

2013	Alex Len	1	Phx
2011	Jordan Williams	2	NJ
2010	Greivis Vasquez	1	Mem
2008	James Gist	2	SA
2007	D.J. Strawberry	2	Phx
2003	Steve Blake	2	Wsh
2002	Juan Dixon	1	Wsh
2002	Lonny Baxter	2	Chi
2002	Chris Wilcox	1	LAC
2001	Terence Morris	2	Atl
1999	Steve Francis	1	Van
1999	Obinna Ekezie	2	Van
1999	Laron Profit	2	Orl
1997	Keith Booth	1	Chi
1995	Joe Smith	1	GS
1993	Evers Burns	2	Sac
1992	Walt Williams	1	Sac
1990	Jerrold Mustaf	1	NY
1990	Tony Massenburg	2	SA
1988	Derrick Lewis	3	Chi
1986	Len Bias	1	Bos
1985	Adrian Branch	2	Chi
1985	Jeff Adkins	7	Chi
1984	Ben Coleman	2	Chi
1984	Herman Veal	6	Phx
1984	Mark Fothergill	8	Phx
1982	Charles Pittman	3	Phx
1981	Buck Williams	1	NJ
1981	Albert King	1	NJ
1981	Ernest Graham	3	Phl
1981	Greg Manning	7	Den
1979	Larry Gibson	3	Mil
1978	Larry Boston	4	Wsh
1977	Brad Davis	1	LAL
1977	Steve Shepard	2	Chi
1976	John Lucas	1	Hou
1976	Mo Howard	2	Cle
1975	Tom Roy	3	Por
1975	Owen Brown	9	Phx
1974	Tom McMillen	1	Buf
1974	Len Elmore	1	Wsh
1973	Jim O'Brien	3	Por
1973	Bob Bodell	10	Sea
1973	Howard White	14	Wsh
1971	Barry Yates	8	Phl
1970	Will Hetzel	9	Bit
1967	Jay McMillan	9	LAL
1967	Joe Harrington	11	Bos
1966	Jerry Ward	6	Bos
1963	Jerry Greenspan	3	Syr
1961	Bob McDonald	6	StL
1961	Charley McNeil	7	Phl
1960	Al Bunge	1	Phl
1960	Charley McNeil	6	NY
1960	Jerry Bechtle	15	NY
1958	John Nacincik	3	Syr
1958	Nick Davis	9	Phl
1956	Bob Kessler	2	FTW
1954	Gene Shue	1	Phl

**Miami****19 Overall; 4 First Round**

2013	Shane Larkin	1	Dall
2010	Dwayne Collins	2	Phx
2009	Jack McClinton	2	Sac
2006	Guillermo Diaz	2	LAC
2003	James Jones	2	Ind
2002	John Salmons	1	SA
1999	Tim James	1	Mia
1995	Constantin Popa	2	LAC
1991	Joe Wylie	2	LAC
1988	Tito Horford	2	Mil
1971	Willie Allen	4	Bit
1970	Dan Curnutt	10	NY
1970	Wayne Canady	15	Por

1968	Rusty Parker	5	Atl
1968	Bill Soens	11	Phl
1967	Mike Wittman	5	StL
1965	Rick Barry	1	SF
1963	Mike McCoy	3	Det
1956	Dick Miani	10	NY

**North Carolina****104 Overall; 46 First Round**

2014	P.J. Hairston	1	Miami
2013	Reggie Bullock	1	LAC
2012	Harrison Barnes	1	GS
2012	Kendall Marshall	1	Phx
2012	John Henson	1	Mil
2012	Tyler Zeller	1	Dall
2010	Ed Davis	1	Tor
2009	Tyler Hansbrough	1	Ind
2009	Ty Lawson	1	Min
2009	Wayne Ellington	1	Min
2009	Danny Green	2	Cleve
2007	Reyshawn Terry	2	Orl
2007	Brandan Wright	1	ChB
2006	David Noel	2	Mil
2005	Sean May	1	ChB
2005	Rashad McCants	1	Minn
2005	Marvin Williams	1	Atl
2005	Raymond Felton	1	ChB
2001	Brendan Haywood	1	Cle
2001	Joseph Forte	1	Bos
1998	Shammond Williams	2	Chi
1998	Antawn Jamison	1	Tor
1998	Vince Carter	1	GS
1997	Serge Zwikker	2	Hou
1996	Jeff McInnis	2	Den
1995	Jerry Stackhouse	1	Phl
1995	Rasheed Wallace	1	Wsh
1994	Eric Montross	1	Bos
1993	George Lynch	1	LAL
1992	Hubert Davis	1	NY
1991	Rick Fox	1	Bos
1991	Pete Chilcutt	1	Sac
1989	J.R. Reid	1	Cha
1987	Kenny Smith	1	Sac
1987	Joe Wolf	1	LAC
1987	Dave Popson	4	Det
1987	Curtis Hunter	7	Den
1986	Brad Daugherty	1	Cle
1986	Warren Martin	4	Cle
1986	Steve Hale	4	NJ
1985	Buzzy Peterson	7	Cle
1984	Michael Jordan	1	Chi
1984	Sam Perkins	1	Dal
1984	Matt Doherty	6	Cle
1984	Cecil Exum	9	Den
1983	Jimmy Braddock	5	Den
1982	James Worthy	1	LAL
1982	Jimmy Black	3	NJ
1982	Chris Brust	6	Den
1982	Jeb Barlow	7	Den
1981	Al Wood	1	Atl
1981	Pete Budko	5	Dal
1981	Mike Pepper	6	SD
1980	Mike O'Koren	1	NJ
1980	John Virgil	3	GS
1980	Rich Yonakor	3	SA
1980	Jeff Wolf	4	Mil
1980	Dave Colescott	7	Uth
1979	Dudley Bradley	1	Ind
1978	Phil Ford	1	KC
1978	Geoff Crompton	4	KC
1978	Tom Zaligaris	8	Mil
1977	Walter Davis	1	Phx
1977	Tom LaGarde	1	Den
1977	John Kuester	3	KC
1977	Bruce Buckley	6	SA
1976	Mitch Kupchak	1	Wsh
1975	Donald Washington	5	NY

1975	Ed Stahl	5	KC
1974	Bobby Jones	1	Hou
1974	Darrell Elston	3	Atl
1974	John O'Donnell	10	NY
1973	George Karl	4	NY
1973	Don Johnson	18	Buf
1972	Bob McAdoo	1	Buf
1972	Dennis Wuycik	2	Bos
1972	Bill Chamberlain	3	GS
1972	Steve Previs	7	Bos
1972	Kim Huband	13	Buf
1972	Greg Corson	14	Buf
1971	Lee Dedmon	5	LAL
1970	Charlie Scott	7	Bos
1969	Bill Bunting	2	NY
1969	Dick Grubar	6	LAL
1969	Rusty Clark	11	Det
1968	Larry Miller	5	Phl
1968	Bobby Lewis	14	SD
1967	Bob Lewis	4	SF
1967	Mark Merkin	11	NY
1966	Bob Bennett	13	NY
1965	Billy Cunningham	1	Phl
1963	Larry Brown	7	Blt
1962	Jim Hudock	6	Phl
1962	Ken McComb	10	Phl
1962	Donnie Walsh	11	Phl
1961	York Larese	2	Chi
1961	Doug Moe	2	Chi
1961	Dick Kepley	11	StL
1960	Lee Shaffer	1	Syr
1960	Doug Moe	7	Det
1958	Pete Brennan	1	NY
1958	Joe Quigg	2	NY
1958	Tommy Kearns	4	Syr
1957	Len Rosenbluth	1	Phl

**NC State****64 Overall; 16 First Round**

2014	T.J. Warren	1	Phx
2013	Lorenzo Brown	2	Minn
2008	J.J. Hickson	1	Cleve
2006	Cedric Simmons	1	NO
2005	Julius Hodges	1	Den
1996	Todd Fuller	1	GS
1993	Kevin Thompson	2	Por
1992	Tom Gugliotta	1	Wsh
1991	Rodney Monroe	2	Atl
1991	Chris Corchiani	2	Orl
1989	Chucky Brown	2	Cle
1988	Vinny Del Negro	2	Sac
1988	Charles Shackelford	2	NJ
1987	Bennie Bolton	4	Uth
1987	Mike Giomi	7	Sea
1986	Chris Washburn	1	GS
1986	Nate McMillan	2	Sea
1986	Panagiotis Fasoulas	2	Por
1985	Lorenzo Charles	2	Atl
1985	Spud Webb	4	Det
1985	Cozell McQueen	4	Mil
1983	Thurl Bailey	1	Uth
1983	Sidney Lowe	2	Chi
1983	Derek Whittenburg	3	Phx
1982	Chuck Nevitt	3	Hou
1981	Craig Watts	5	LAL
1981	Art Jones	9	SD
1981	Kenny Matthews	10	Bos
1980	Hawkeye Whitney	1	KC
1980	Clyde Austin	2	Phl
1979	Tiny Pinder	5	Atl
1979	Glenn Sudhop	8	Bos
1979	Tony Warren	8	Chi
1977	Kenny Carr	1	LAL
1976	Phil Spence	6	Mil
1975	David Thompson	1	Atl
1975	Monte Towe	4	Atl
1975	Mo Rivers	10	NY

1974	Tom Burluson	1	Sea
1973	Joe Cafferty	6	Bos
1973	Rick Holdt	12	Por
1970	Vann Williford	3	Phx
1970	Rick Anheuser	11	Det
1968	Eddie Biedenbach	4	LAL
1967	Eddie Biedenbach	9	StL
1963	Ken Rohloff	7	StL
1961	Bob DiStefano	5	Bos
1959	John Richter	1	Bos
1959	Lou Pucillo	9	StL
1957	John Maglio	6	Cin
1957	Cliff Hafer	11	Cin
1957	Bob Seitz	12	StL
1956	Ronnie Shavlik	1	NY
1956	Vic Molodet	8	Bos
1955	Cliff Dwyer	4	Syr
1954	Mel Thompson	4	FtW
1953	Bob Speight	2	Blt
1953	Bob Goss	11	Roc
1952	Lee Terrill	-	FtW
1951	Sam Ranzino	1	Roc
1951	Paul Horvath	4	Syr
1951	Hugo Kappler	8	Bos
1950	Doug Dickey	3	Blt
1950	Warren Cartier	6	Wsh

**Notre Dame****36 Overall; 20 First Round**

2010	Luke Harangody	2	Bos
2002	Ryan Humphrey	1	Uth
2001	Troy Murphy	1	GS
1998	Pat Garrity	1	Mil
1994	Monty Williams	1	NY
1992	LaPhonso Ellis	1	Den
1992	Elmer Bennett	2	Atl
1988	David Rivers	1	LAL
1987	Donald Royal	3	Cleve
1986	Ken Barlow	1	LAL
1984	Tom Stuby	1	Dall
1983	John Paxson	1	SA
1981	Orlando Woolridge	1	Chi
1981	Kelly Tripucka	1	Det
1981	Tracy Jackson	2	Bos
1980	Bill Hanzlik	1	Sea
1980	Rich Branning	4	Ind
1979	Bruce Flowers	2	Cleve
1979	Bill Laimbeer	3	Cleve
1978	Dave Batton	3	NJ
1977	Toby Knight	2	Cleve
1977	Bill Paterno	3	KC
1976	Adrian Dantley	1	Buff
1974	John Shumate	1	Phx
1974	Gary Brokaw	1	Mil
1971	Austin Carr	1	Cleve
1971	Collis Jones	1	Mil
1971	Sid Catlett	4	Cin
1965	Ron Reed	3	Det
1960	Mike Graney	3	Bos
1959	Tom Hawkins	1	Mina
1957	John Smyth	3	StL
1956	Lloyd Aubrey	4	Mina
1955	Jack Stephens	2	StL
1954	Dick Rosenthal	1	FW
1950	Kevin O'Shea	1	Mina

**Pittsburgh****21 Overall; 5 First Round**

2014	Lamar Patterson	2	Mil
2013	Steven Adams	1	OKC
2009	Sam Young	2	Mem
2009	DeJuan Blair	2	SA
2007	Aaron Gray	2	Chi
2005	Chris Taft	2	GS
1999	Vontee Cummings	1	Ind
1997	Mark Blount	2	Sea

1994	Eric Mobley	1	Mill
1992	Darren Morningstar	2	Bos
1988	Charles Smith	1	Phi
1988	Jerome Lane	1	Den
1981	Carlton Neverson	3	GS
1981	Sam Clancy	3	Phx
1980	Sammie Ellis	4	Den
1978	Larry Harris	4	Buff
1976	Keith Starr	4	Chi
1974	Billy Knight	2	LAL
1974	Mickey Martin	4	Det
1964	Brian Generalovich	3	NY
1958	Julius Peques	4	StL

## Syracuse

### 45 Overall; 21 First Round

2014	Tyler Ennis	1	Phx
2014	Jerami Grant	2	Phi
2013	Michael Carter-Williams	1	Phi
2012	Dion Waiters	1	Cleve
2012	Fab Melo	1	Bos
2012	Kris Joseph	2	Bos
2010	Wesley Johnson	1	Minn
2010	Andy Rautins	2	NY
2009	Jonny Flynn	1	Minn
2008	Donte Green	1	Mem
2007	Demetris Nichols	2	Port
2005	Hakim Warrick	1	Mem
2003	Carmelo Anthony	1	Den
2001	Damone Brown	2	Phi
2000	Etan Thomas	1	Dall
2000	Jason Hart	2	Mill
1996	John Wallace	1	NY
1995	Lawrence Moten	2	Van
1993	Conrad McRae	2	Wsh
1992	David Johnson	1	Port
1991	Billy Owens	1	Sac
1991	LeRon Ellis	1	LAC
1990	Derrick Coleman	1	NJ
1989	Sherman Douglas	2	Mia
1988	Rony Seikaly	1	Mia
1986	Dwayne Washington	1	NJ
1986	Rafael Addison	2	Phx
1986	Wendell Alexis	3	GS
1983	Leo Rautins	1	Phi
1983	Erich Santifer	3	Det
1981	Danny Schayes	1	Uth
1981	Eddie Moss	4	Dall
1980	Louis Orr	2	Ind
1980	Roosevelt Bouie	2	Dall
1978	Marty Byrnes	1	Phx
1975	Rudy Hackett	3	NO
1974	Dennis DuVal	2	Wsh
1974	Fred Saunders	2	Phx
1971	Bill Smith	3	Port
1966	Dave Bing	1	Det
1959	Jon Cincebox	3	Syr
1957	Gary Clark	3	NY
1957	Vince Cohen	3	Syr
1952	Eddie Miller	2	Mill
1951	Jack Kiley	2	FW

## South Carolina (former member)

### 15 Overall; 3 First Round

1971	John Roche	1	Phx
1971	Tom Owens	4	SD
1971	John Ribock	8	Bos
1968	Gary Gregor	1	Phx
1968	Skip Harlicka	1	Atl
1968	Jack Thompson	3	Blt
1968	Frank Standrad	13	Atl
1967	Gary Gregor	3	NY
1967	Al Salvadori	4	Blt
1967	Lyn Burkholder	13	Blt
1965	Jim Fox	8	Cin
1962	Lindbergh Moody	5	Det

1962	Art Whisnant	5	LAL
1957	Bob McCoy	2	Det
1957	Grady Wallace	5	Bos

## Virginia

### 35 Overall; 7 First Round

2014	Joe Harris	2	Cle
2012	Mike Scott	2	Atl
2008	Sean Singletary	2	Sac
2002	Roger Mason	2	Chi
1995	Cory Alexander	1	SA
1995	Junior Burrough	2	Bos
1992	Bryant Stith	1	Den
1987	Olden Polynice	1	Chi
1987	Andrew Kennedy	2	Phi
1987	Tom Sheehy	4	Bos
1985	Jimmy Miller	6	Uth
1984	Othell Wilson	2	GS
1984	Rick Carlisle	3	Bos
1984	Kenton Edelin	7	Ind
1983	Ralph Sampson	1	Hou
1983	Craig Robinson	3	Bos
1982	Jeff Jones	4	Ind
1981	Jeff Lamp	1	Por
1981	Lee Raker	4	SD
1981	Lewis Lattimore	7	Mill
1979	Steve Castellan	7	Bos
1978	Marc Iavaroni	3	NY
1977	Billy Langloh	5	Bos
1976	Wally Walker	1	Por
1975	Gus Gerard	3	Por
1973	Barry Parkhill	1	Por
1972	Scott McCandlish	9	Por
1972	Frank DeWitt	12	Buf
1970	Chip Case	3	Buf
1969	Norm Carmichael	15	Atl
1969	Chip Case	18	Blt
1967	Jim Connelley	8	Phi
1959	Herb Busch	5	NY
1955	Buzzy Wilkinon	3	Bos
1950	Joe Noertker	10	Blt

## Virginia Tech

### 25 Overall; 1 First Round

2013	Erick Green	2	Uth
2008	Deron Washington	2	Det
1999	Eddie Lucas	2	Uth
1990	Bimbo Coles	2	Sac
1986	Dell Curry	1	Uth
1986	Keith Colbert	3	Phi
1986	Boby Beecher	4	Sac
1985	Perry Young	3	Por
1985	Al Young	7	SA
1982	Dale Solomon	3	Phi
1982	Jeff Schneider	5	Hou
1980	Wayne Robinson	2	LAL
1980	Les Henson	7	Bos
1979	Marshall Ashford	5	Wsh
1978	Ron Bell	6	Cle
1977	Ernest Wansley	6	Wsh
1976	Larry Cooke	3	Atl
1976	Russell Davis	6	Det
1973	Allan Bristow	2	Phi
1971	Lloyd King	15	Mill
1969	Chris Ellis	5	Chi
1968	Glen Combs	5	SD
1966	John Wetzal	8	LAL
1962	Bucky Keller	6	LAL
1961	Chris Smith	2	Syr

## Wake Forest

### 39 Overall; 13 First Round

2010	Al-Farouq Aminu	1	LAC
2009	James Johnson	1	Chi
2009	Jeff Teague	1	Atl

2005	Chris Paul	1	NO
2003	Josh Howard	1	Dal
2002	Darius Songaila	2	Bos
1997	Tim Duncan	1	SA
1995	Randolph Childress	1	Det
1993	Rodney Rogers	1	Den
1992	Chris King	2	Sea
1987	Tyrone Bogues	1	Wsh
1985	Kenny Green	1	Wsh
1985	Delaney Rudd	4	Uth
1984	Danny Young	2	Sea
1984	Anthony Teachey	2	Dal
1983	Alvis Rogers	6	KC
1982	Guy Morgan	2	Ind
1982	Jim Johnstone	3	KC
1982	Mike Helms	7	Hou
1981	Frank Johnson	1	Wsh
1978	Rod Griffin	1	Den
1978	Leroy McDonald	4	Buf
1977	Skip Brown	3	Bos
1977	Jerry Schellenberg	3	Wsh
1976	Daryl Peterson	6	Sea
1974	Tony Byers	5	Buf
1973	Eddie Payne	11	Por
1972	Rich Habegger	15	Por
1971	Gil McGregor	6	Cin
1971	Charlie Davis	8	Cle
1970	Dick Walker	11	Buf
1967	Paul Long	5	Det
1967	Jim Boshart	10	Chi
1966	Paul Long	15	StL
1965	Ronnie Watts	2	Bos
1963	Bob Woolard	7	NY
1962	Len Chappell	1	Syr
1960	Dave Budd	2	NY
1955	Dickie Hemric	1	Bos



## ACC in the NBA

A total of 75 alumni from the 15 current ACC schools appeared in at least one NBA game during the 2013-14 regular season ... Since the NBA was formed in 1946, a total of 499 players from the 15 current ACC schools have appeared in at least one NBA, ABA or NBL regular-season game.

School	2013-14	All-Time
Duke	17	60
North Carolina	16	81
Georgia Tech	8	37
Syracuse	6	42
Wake Forest	6	28
Louisville	5	39
NC State	3	40
Florida State	3	30
Miami	3	10
Pittsburgh	3	15
Boston College	2	22
Virginia	2	18
Clemson	1	15
Notre Dame	0	62
Virginia Tech	0	11

## Boston College (22)

<b>Adams, Michael</b>	
Sacramento Kings	1986
Washington Bullets	1987
Denver Nuggets	1988-91
Washington Bullets	1992-94
<b>Austin, Johnny</b>	
Baltimore Bullets	1967
New Jersey Americans	1968
<b>Bagley, John</b>	
Cleveland Cavaliers	1983-87
New Jersey Nets	1988-89
Boston Celtics	1990, 1992-93
Atlanta Hawks	1994
<b>Barros, Dana</b>	
Seattle SuperSonics	1990-93
Philadelphia 76ers	1994-95
Boston Celtics	1996-00
Detroit Pistons	2001-02
Boston Celtics	2004
<b>Bell, Troy</b>	
Memphis Grizzlies	2004
<b>Carrington, Bob</b>	
New Jersey Nets	1978
Indiana Pacers	1978
San Diego Clippers	1980
<b>Crevier, Ron</b>	
Golden State Warriors	1986
Detroit Pistons	1986
<b>Curley, Bill</b>	
Detroit Pistons	1995
Minnesota Timberwolves	1998-99
Golden State Warriors	2000
Houston Rockets	2000
<b>Driscoll, Terry</b>	
Detroit Pistons	1971
Baltimore Bullets	1972-73
Milwaukee Bucks	1973-75
Spirits of St. Louis	1976
<b>Dudley, Jared</b>	
Charlotte Bobcats	2008
Phoenix Suns	2009-13
LA Clippers	2014
<b>Eisley, Howard</b>	

Minnesota Timberwolves	1995
San Antonio Spurs	1995
Utah Jazz	1996-00
Dallas Mavericks	2001
New York Knicks	2002-04
Phoenix Suns	2004
Utah Jazz	2005
Los Angeles Clippers	2006
Denver Nuggets	2006
<b>Evans, Billy</b>	
New York Nets	1970
<b>Garris, John</b>	
Cleveland Cavaliers	1984
<b>Gunther, Colby</b>	
Pittsburgh Ironmen	1947
St. Louis Bombers	1949
<b>Kissane, Jim</b>	
Minnesota Pipers	1969
<b>Jackson, Reggie</b>	
Oklahoma City	2012-14
<b>Murphy, Jay</b>	
Los Angeles Clippers	1985-86
Washington Bullets	1987-88
<b>O'Brien, Jim</b>	
Pittsburgh Condors	1972
Kentucky Colonels	1972-74
San Diego Conquistadors	1974-75
<b>Pressley, Dominic</b>	
Washington Bullets	1989
Chicago Bulls	1989
<b>Craig Smith</b>	
Minnesota Timberwolves	2007-09
Los Angeles Clippers	2011
Portland Trailblazers	2012
<b>Ward, Gerry</b>	
St. Louis Hawks	1964
Boston Celtics	1965
Philadelphia 76ers	1966
Chicago Bulls	1967
<b>Williams, Sean</b>	
New Jersey Nets	2008-11
Boston Celtics	2012

## Clemson (15)

<b>Booker, Trevor</b>	
Washington Wizards	2011-14
<b>Buckner, Greg</b>	
Dallas Mavericks	2000-02, 07
Philadelphia 76ers	2003-04
Denver Nuggets	2005-06
Minnesota Timberwolves	2008
Memphis Grizzlies	2009
<b>Campbell, Elden</b>	
L.A. Lakers	1991-99
Charlotte Hornets	1999-02
New Orleans Hornets	2003
Seattle SuperSonics	2003
Detroit Pistons	2004-05
New Jersey Nets	2005
<b>Davis, Dale</b>	
Indiana Pacers	1992-00
Portland Trail Blazers	2001-04
Golden State Warriors	2005
New Orleans Hornets	2005
Indiana Pacers	2005
Detroit Pistons	2006-07
<b>Ford, Sharrod</b>	
Phoenix Suns	2006
<b>Grant, Horace</b>	
Chicago Bulls	1988-94
Orlando Magic	1995-99
Seattle SuperSonics	2000
L.A. Lakers	2001
Orlando Magic	2002-03
L.A. Lakers	2004
<b>Grey, Devin</b>	
San Antonio Spurs	1997
Sacramento Kings	1997
Houston Rockets	2000
<b>Jamison, Harold</b>	
Miami Heat	2000

L.A. Clippers	2002
<b>Mahaffey, Randy</b>	
Kentucky Colonels	1968-69
New York Nets	1969
Carolina Cougars	1970-71
<b>Nance, Larry</b>	
Phoenix Suns	1982-88
Cleveland Cavaliers	1988-95
<b>Rollins, Wayne (Tree)</b>	
Atlanta Hawks	1978-88
leveland Cavaliers	1989-90
Detroit Pistons	1991
Houston Rockets	1992
Atlanta Hawks	1993
Orlando Magic	1994-95
<b>Solomon, Will</b>	
Memphis Grizzlies	2002
Toronto Raptors	2009
Sacramento Kings	2009
<b>Whitney, Chris</b>	
San Antonio Spurs	1994-95
Washington Bullets	1996-02
Orlando Magic	2003
Denver Nuggets	2003
Washington Wizards	2004
<b>Wise, Skip</b>	
San Antonio Spurs	1976
<b>Wright, Sharone</b>	
Philadelphia 76ers	1995-96
Toronto Raptors	1996-98

## Duke (60)

<b>Abdelnaby, Alaa</b>	
Portland Trail Blazers	1991-92
Milwaukee Bucks	1993
Boston Celtics	1993-94
Sacramento Kings	1995
Philadelphia 76ers	1995
<b>Alarie, Mark</b>	
Denver Nuggets	1987
Washington Bullets	1988-91
<b>Armstrong, Tate</b>	
Chicago Bulls	1978-79
<b>Avery, William</b>	
Minnesota Timberwolves	2000-02
<b>Banks, Gene</b>	
San Antonio Spurs	1982-85
Chicago Bulls	1986-87
<b>Battier, Shane</b>	
Memphis Grizzlies	2002-06; 2011
Houston Rockets	2008-10
Miami Heat	2012-14
<b>Boozer, Carlos</b>	
Cleveland Cavaliers	2003-04
Utah Jazz	2005-10
Chicago Bulls	2011-14
<b>Brand, Elton</b>	
Chicago Bulls	2000-01
L.A. Clippers	2002-08
Philadelphia 76ers	2009-12
Dallas Mavericks	2013
Atlanta Hawks	2014
<b>Crow, Mark</b>	
New Jersey Nets	1978
<b>Curry, Seth</b>	
Memphis Grizzlies	2014
Cleveland Cavaliers	2014
<b>Davis, Brian</b>	
Minnesota Timberwolves	1994
<b>Dawkins, Johnny</b>	
San Antonio Spurs	1987-89
Philadelphia 76ers	1990-94
Detroit Pistons	1995
<b>Deng, Luol</b>	
Chicago Bulls	2005-14
<b>Dennard, Kenny</b>	
Kansas City Kings	1982-83
Denver Nuggets	1984
<b>Denton, Randy</b>	
Carolina Cougars	1972
Memphis Tams	1973-74

Utah Stars	1975-76
St. Louis Spirits	1976
Atlanta Hawks	1977
<b>Duhot, Chris</b>	
Chicago Bulls	2005-08
New York Knicks	2009-10
Orlando Magic	2011-12
Los Angeles Lakers	2013
<b>Dunleavy, Mike</b>	
Golden State Warriors	2003-07
Indiana Pacers	2007-11
Milwaukee Bucks	2012-13
Chicago Bulls	2014
<b>Ewing, Daniel</b>	
Los Angeles Clippers	2006-07
<b>Ferry, Danny</b>	
Cleveland Cavaliers	1992-00
Sacramento Kings	2001
San Antonio Spurs	2002-03
<b>Gantt, Robert</b>	
Washington Capitols	1947
<b>Gminski, Mike</b>	
New Jersey Nets	1981-87
Philadelphia 76ers	1988-91
Charlotte Hornets	1991-94
Milwaukee Bucks	1994
<b>Groat, Dick</b>	
Fort Wayne Pistons	1953
<b>Henderson, David</b>	
Philadelphia 76ers	1988
<b>Henderson, Gerald</b>	
Charlotte Bobcats	2010-14
<b>Heyman, Art</b>	
New York Knicks	1964-65
Cincinnati Royals	1966
Philadelphia 76ers	1966
New Jersey Americans	1968
Pittsburgh Pipers	1968, 1970
Minnesota Muskies	1969
Miami Floridians	1970
<b>Hill, Grant</b>	
Detroit Pistons	1995-00
Orlando Magic	2001-07
Phoenix Suns	2008-12
Los Angeles Clippers	2013
<b>Hurley, Bobby</b>	
Sacramento Kings	1994-97
Vancouver Grizzlies	1998
<b>Irvine, Kyrie</b>	
Cleveland Cavaliers	2012-14
<b>Jones, Dahntay</b>	
Memphis Grizzlies	2004-07
Sacramento Kings	2008
Denver Nuggets	2009
Indiana Pacers	2010-12
Dallas Mavericks	2013
Atlanta Hawks	2013
<b>Kennedy, Joe</b>	
Seattle SuperSonics	1969-70
Pittsburgh Pipers	1971
<b>Kelly, Ryan</b>	
Los Angeles Lakers	2014
<b>Kistler, Doug</b>	
New York Knicks	1962
<b>Laettner, Christian</b>	
Minnesota Timberwolves	1993-96
Atlanta Hawks	1996-98
Detroit Pistons	1999-00
Dallas Mavericks	2001
Washington Wizards	2001-04
Miami Heat	2005
<b>Lang, Antonio</b>	
Phoenix Suns	1995
Cleveland Cavaliers	1996, 99
Philadelphia 76ers	2000
<b>Langdon, Trajan</b>	
Cleveland Cavaliers	2000-02
<b>Lewis, Mike</b>	
Indiana Pacers	1969
Minnesota Pipers	1969
Pittsburgh Pipers	1970
Pittsburgh Condors	1971-72
Carolina Cougars	1973-74

<b>McLeod, Roshown</b>	Atlanta Hawks..... 1998-00
	Denver Nuggets..... 2001
<b>McRoberts, Josh</b>	Portland Trailblazers..... 2008
	Indiana Pacers..... 2009-11
	Los Angeles Clippers..... 2012
	Charlotte Bobcats..... 2013-14
	Orlando Magic..... 2013
<b>Maggette, Corey</b>	Orlando Magic..... 2000
	L.A. Clippers..... 2001-08
	Golden State Warriors..... 2009-10
	Milwaukee Bucks..... 2011
	Charlotte Bobcats..... 2012
	Detroit Pistons..... 2013
<b>Marin, Jack</b>	Baltimore Bullets..... 1967-72
	Houston Rockets..... 1973-74
	Buffalo Braves..... 1974-76
	Chicago Bulls..... 1976-77
<b>Melchionni, Gary</b>	Phoenix Suns..... 1974-75
<b>Mullins, Jeff</b>	St. Louis Hawks..... 1965-66
	San Francisco Warriors..... 1967-71
	Golden State Warriors..... 1972-76
<b>Nelson, DeMarcus</b>	Golden State Warriors..... 2009
<b>Nessley, Martin</b>	L.A. Clippers..... 1988
	Sacramento Kings..... 1988
<b>Parks, Cherokee</b>	Dallas Mavericks..... 1996
	Minnesota Timberwolves..... 1997-98
	Vancouver Grizzlies..... 1999-00
	L.A. Clippers..... 2001; 03
	Washington Wizards..... 2001
	San Antonio Spurs..... 2002
	Golden State Warriors..... 2004
<b>Plumlee, Mason</b>	Indiana Pacers..... 2013
	Brooklyn Nets..... 2014
<b>Plumlee, Miles</b>	Phoenix Suns..... 2014
<b>Randolph, Shavlik</b>	Philadelphia 76ers..... 2006-08
	Portland Trailblazers..... 2009-10
	Boston Celtics..... 2013
	Phoenix Suns..... 2014
<b>Redick, J.J.</b>	Orlando Magic..... 2007-13
	Milwaukee Bucks..... 2013
	LA Clippers..... 2014
<b>Riedy, Robert</b>	Houston Mavericks..... 1968
<b>Rivers, Austin</b>	New Orleans Pelicans..... 2013-14
<b>Singler, Kyle</b>	Detroit Pistons..... 2013-14
<b>Smith, Nolan</b>	Portland Trailblazers..... 2012-13
<b>Spanarkel, Jim</b>	Philadelphia 76ers..... 1980
	Dallas Mavericks..... 1981-84
<b>Taylor, Vince</b>	New York Knicks..... 1983
<b>Thomas, Lance</b>	New Orleans Hornets..... 2012-14
<b>Vacendak, Steve</b>	Pittsburgh Pipers..... 1968
	Minnesota Pipers..... 1969-70
	Miami Floridians..... 1970
<b>Verga, Bob</b>	Dallas Chaparrals..... 1968
	Denver Rockets..... 1969
	New York Nets..... 1969
	Houston Mavericks..... 1969
	Carolina Cougars..... 1970-72
	Pittsburgh Condors..... 1972
	Portland Trail Blazers..... 1974
<b>Williams, Jason</b>	Chicago Bulls..... 2003

<b>Williams, Shelden</b>	Atlanta Hawks..... 2007
	Sacramento Kings..... 2008
	Minnesota Timberwolves..... 2009
	Boston Celtics..... 2011
	New Jersey Nets..... 2012

## Florida State (30)

<b>Alabi, Solomon</b>	Toronto Raptors..... 2011-12
<b>Allen, Randy</b>	Sacramento Kings..... 1989
<b>Cassell, Sam</b>	Houston Rockets..... 1994-96
	Phoenix Suns..... 1997
	Dallas Mavericks..... 1997
	New Jersey Nets..... 1997-99
	Milwaukee Bucks..... 1999-03
	Minnesota Timberwolves..... 2004-05
	Los Angeles Clippers..... 2006-07
	Boston Celtics..... 2008-09
<b>Clyde, Benji</b>	Boston Celtics..... 1975
<b>Collins, James</b>	L.A. Lakers..... 1998
<b>Cowens, David</b>	Boston Celtics..... 1971-80
	Milwaukee Bucks..... 1983
<b>Davis, Harry</b>	Cleveland Cavaliers..... 1979
	San Antonio Spurs..... 1980
<b>Dawson, Tony</b>	Sacramento Kings..... 1991
	Boston Celtics..... 1995
<b>Dillard, Mickey</b>	Utah Jazz..... 1976
<b>Douglas, Toney</b>	New York Knicks..... 2010-12
	Houston Rockets..... 2013
	Sacramento Kings..... 2013
	Golden State Warriors..... 2014
<b>Edwards, Douglas</b>	Atlanta Hawks..... 1994-95
<b>Fedor, Dave</b>	San Francisco Warriors..... 1973
<b>Garrett, Rowland</b>	Chicago Bulls..... 1973-76
	Cleveland Cavaliers..... 1976
	Milwaukee Bucks..... 1977
<b>Jackson, Randall</b>	Washington Wizards..... 1999-2000
<b>Jackson, Tony</b>	L.A. Lakers..... 1981
<b>James, Bernard</b>	Dallas Mavericks..... 2013-14
<b>Johnson, Alexander</b>	Memphis Grizzlies..... 2007
	Miami Heat..... 2008
<b>King, Ron</b>	Kentucky Colonels..... 1974
<b>Mayes, Tharon</b>	Philadelphia 76ers..... 1992
	L.A. Clippers..... 1992
<b>McCloud, George</b>	Indiana Pacers..... 1991-93
	Dallas Mavericks..... 1995-97
	New Jersey Nets..... 1997
	L.A. Lakers..... 1997
	Phoenix Suns..... 1998-99
	Denver Nuggets..... 2000-02
<b>Reid, Ryan</b>	Oklahoma City..... 2012
<b>Royals, Reggie</b>	San Diego Conquistadors..... 1975
<b>Singleton, Chris</b>	Washington Wizards..... 2012-14
<b>Sura, Bob</b>	Cleveland Cavaliers..... 1996-00
	Golden State Warriors..... 2001-03
	Detroit Pistons..... 2004
	Atlanta Hawks..... 2004
	Houston Rockets..... 2005

<b>Thomas, Irv</b>	L.A. Lakers..... 1991
<b>Thornton, Al</b>	L.A. Clippers..... 2008-10
	Washington Wizards..... 2010-11
	Golden State Warriors..... 2011
<b>Wafer, Von</b>	Los Angeles Lakers..... 2006
	Los Angeles Clippers..... 2007
	Denver Nuggets..... 2008
	Houston Rockets..... 2009
	Boston Celtics..... 2011
	Orlando Magic..... 2012
<b>Ward, Charlie</b>	New York Knicks..... 1995-04
	Phoenix Suns..... 2004
	San Antonio Spurs..... 2004
	Houston Rockets..... 2005
<b>Wiggins, Mitchell</b>	Chicago Bulls..... 1984
	Houston Rockets..... 1985-87, 1990
	Philadelphia 76ers..... 1992
<b>Williams, Willie Earl</b>	Boston Celtics..... 1971
	Cincinnati Royals..... 1972

## Georgia Tech (37)

<b>Anderson, Kenny</b>	New Jersey Nets..... 1992-96
	Charlotte Hornets..... 1996
	Portland Trail Blazers..... 1997-98
	Boston Celtics..... 1998-02
	New Orleans Hornets..... 2003
	Indiana Pacers..... 2004
<b>Barry, Drew</b>	Atlanta Hawks..... 1998
	Seattle Supersonics..... 1999-00
<b>Barry, Jon</b>	Milwaukee Bucks..... 1993-95
	Golden State Warriors..... 1996
	Atlanta Hawks..... 1997; 05
	L.A. Lakers..... 1998
	Sacramento Kings..... 1999-01
	Detroit Pistons..... 2002-03
	Denver Nuggets..... 2004
	Houston Rockets..... 2005-06
<b>Best, Travis</b>	Indiana Pacers..... 1996-02
	Chicago Bulls..... 2002
	Miami Heat..... 2003
	Dallas Mavericks..... 2004
	New Jersey Nets..... 2005
<b>Bosh, Chris</b>	Toronto Raptors..... 2004-10
	Miami Heat..... 2011-14
<b>Bynum, Will</b>	Golden State Warriors..... 2006
	Detroit Pistons..... 2009-14
<b>Caldwell, Jim</b>	New York Knicks..... 1968
	New Jersey Americans..... 1968
	Kentucky Colonels..... 1968-69
<b>Collier, Jason</b>	Houston Rockets..... 2001-03
	Atlanta Hawks..... 2004-05
<b>Crittendon, Javaris</b>	Memphis Grizzlies..... 2008
	Washington Wizards..... 2009
<b>Favors, Derrick</b>	New Jersey Nets..... 2011
	Utah Jazz..... 2011-14
<b>Ferrell, Duane</b>	Atlanta Hawks..... 1989-94
	Indiana Pacers..... 1995-97
	Golden State Warriors..... 1998-99
<b>Geiger, Matt</b>	Miami Heat..... 1993-95
	Charlotte Hornets..... 1996-98
	Philadelphia 76ers..... 1999-02
<b>Glover, Dion</b>	Atlanta Hawks..... 2000-04

	Toronto Raptors..... 2004
<b>Hammonds, Tom</b>	Washington Bullets..... 1990-92
	Charlotte Hornets..... 1992-93
	Denver Nuggets..... 1993-97
	Minnesota Timberwolves..... 1998-01
<b>Harpring, Matt</b>	Orlando Magic..... 1999-00
	Cleveland Cavaliers..... 2001
	Philadelphia 76ers..... 2002
	Utah Jazz..... 2003-09
<b>Jack, Jarrett</b>	Portland Trailblazers..... 2006-08
	Philadelphia 76ers..... 2009
	Toronto Raptors..... 2010-11
	New Orleans Hornets..... 2011-12
	Golden State Warriors..... 2013
	Brooklyn Nets..... 2014
<b>Jones, Alvin</b>	Philadelphia 76ers..... 2002
<b>Joseph, Yvon</b>	New Jersey Nets..... 1986
<b>Lawal, Gani</b>	Phoenix Suns..... 2011
<b>Mackey, Malcolm</b>	Phoenix Suns..... 1994
<b>Marbury, Stephon</b>	Minnesota Timberwolves..... 1997-99
	New Jersey Nets..... 1999-01
	Phoenix Suns..... 2002-04
	New York Knicks..... 2004-08
	Boston Celtics..... 2009
<b>Morrow, Anthony</b>	Golden State Warriors..... 2009-10
	New Jersey Nets..... 2011-12
	Atlanta Hawks..... 2013
	Dallas Mavericks..... 2013
	New Orleans Pelicans..... 2014
<b>Neal, Craig</b>	Portland Trail Blazers..... 1989
	Miami Heat..... 1989
	Denver Nuggets..... 1991
<b>Newbill, Ivano</b>	Detroit Pistons..... 1995
	Atlanta Hawks..... 1997
	Vancouver Grizzlies..... 1998
<b>Nolan, James</b>	Philadelphia Warriors..... 1950
<b>Oliver, Brian</b>	Philadelphia 76ers..... 1991-92
	Washington Bullets..... 1995
<b>Price, Mark</b>	Cleveland Cavaliers..... 1987-95
	Washington Bullets..... 1996
	Golden State Warriors..... 1997
	Orlando Magic..... 1998
<b>Rice, Glen</b>	Washington Wizards..... 2014
<b>Salley, John</b>	Detroit Pistons..... 1987-92
	Miami Heat..... 1993-95
	Chicago Bulls..... 1996
	Toronto Raptors..... 1996
	L.A. Lakers..... 2000
<b>Schenscher, Luke</b>	Chicago Bulls..... 2006
	Portland Trailblazers..... 2007
<b>Scott, Dennis</b>	Orlando Magic..... 1991-98
	Phoenix Suns..... 1998
	Minnesota Timberwolves..... 1999
	Vancouver Grizzlies..... 2000
<b>Shumpert, Iman</b>	New York Knicks..... 2012-14
<b>Steppe, Brook</b>	Kansas City Kings..... 1983
	Indiana Pacers..... 1984
	Detroit Pistons..... 1985
	Sacramento Kings..... 1987
	Portland Trail Blazers..... 1989
<b>Vinson, Fred</b>	Atlanta Hawks..... 1995
	Seattle Supersonics..... 2000

<b>Wagner, Phil</b>	
Indiana Pacers .....	1969
<b>West, Mario</b>	
Atlanta Hawks .....	2008-10
New Jersey Nets .....	2011
<b>Young, Thaddeus</b>	
Philadelphia 76ers .....	2008-14

## Louisville (39)

<b>Beard, Butch</b>	
Atlanta Hawks .....	1969-70
Cleveland Cavaliers .....	71-72, 75-76
Seattle SuperSonics .....	1972-73
Golden State Warriors .....	1973-75
New York Knicks .....	1975-79
<b>Bond, Phillip</b>	
Houston Rockets .....	1977-78
<b>Bridgeman, Junior</b>	
Milwaukee Bucks .....	75-84, 86-87
Los Angeles Clippers .....	1984-86
<b>Burkman, Roger</b>	
Chicago Bulls .....	1981-82
<b>Clark, Earl</b>	
Phoenix Suns .....	2006-09
Orlando Magic .....	2010-12
Los Angeles Lakers .....	2012-13
Cleveland Cavaliers .....	2013-14
<b>Coleman, Jack</b>	
Rochester Royals .....	1949-56
St. Louis Hawks .....	1956-58
<b>Cox, Wesley</b>	
Golden State Warriors .....	1973-77
<b>Dieng, Gorgui</b>	
Minnesota Timberwolves .....	2013-14
<b>Eaves, Jerry</b>	
Utah Jazz .....	1982-87
Sacramento Kings .....	1986-87
<b>Ellison, Pervis</b>	
Sacramento Kings .....	1989-90
Washington Bullets .....	1990-94
Boston Celtics .....	1994-01
<b>Gaines, Reece</b>	
Orlando Magic .....	2003-04
Houston Rockets .....	2004-05
Milwaukee Bucks .....	2005-06
<b>Garcia, Francisco</b>	
Sacramento Kings .....	2005-13
Houston Rockets .....	2013-14
<b>Gordon, Lancaster</b>	
Los Angeles Clippers .....	1984-88
<b>Griffith, Darrell</b>	
Utah Jazz .....	1980-91
<b>Jones, Charles</b>	
Phoenix Suns .....	1984-86
Portland Trail Blazers .....	1986-87
Washington Bullets .....	1988-89
<b>McCray, Rodney</b>	
Houston Rockets .....	1983-88
Sacramento Kings .....	1988-90
Dallas Mavericks .....	1990-92
Chicago Bulls .....	1992-93
<b>McCray, Scooter</b>	
Seattle SuperSonics .....	1983-84
Cleveland Cavaliers .....	1986-87
<b>Minor, Greg</b>	
Boston Celtics .....	1994-00
<b>Morton, Dwayne</b>	
Golden State Warriors .....	1994-95
<b>Noble, Chuck</b>	
Ft. Wayne Pistons .....	1955-57
Detroit Pistons .....	1957-62
<b>Olsen, Bud</b>	
Cincinnati Royals .....	1962-66
San Francisco Warriors .....	1965-67
Seattle SuperSonics .....	1967-68
Boston Celtics .....	1968-69
Detroit Pistons .....	1968-69
<b>Payne, Kenny</b>	
Philadelphia 76ers .....	1989-93
<b>Price, Jim</b>	
Los Angeles Lakers .....	1972-75

Milwaukee Bucks .....	1974-77
Denver Nuggets .....	1976-78
Detroit Pistons .....	1977-78
Los Angeles Lakers .....	1978-79
<b>Rollins, Phil</b>	
Philadelphia 76ers .....	1958-59
Cincinnati Royals .....	1958-61
St. Louis Hawks .....	1960-61
New York Knicks .....	1960-61
<b>Rozier, Clifford</b>	
Golden State Warriors .....	1994-96
Toronto Raptors .....	1997
Minn. Timberwolves .....	1997-98
<b>Smith, Derek</b>	
San Diego/LA Clippers .....	1982-86
Sacramento Kings .....	1986-89
Philadelphia 76ers .....	1989-90
Boston Celtics .....	1990-91
<b>Smith, LaBradford</b>	
Washington Bullets .....	1991-93
Sacramento Kings .....	1993-94
<b>Spencer, Felton</b>	
Minnesota Timberwolves .....	1989-93
Utah Jazz .....	1993-96
Golden State Warriors .....	1996-99
San Antonio Spurs .....	1999-00
New York Knicks .....	2000-02
<b>Samuels, Samardo</b>	
Cleveland Cavaliers .....	2010-13
<b>Siva, Peyton</b>	
Detroit Pistons .....	2013-14
<b>Thompson, Billy</b>	
Los Angeles Lakers .....	1986-88
Miami Heat .....	1988-91
<b>Turner, John</b>	
Chicago Bulls .....	1961-62
<b>Tyra, Charlie</b>	
New York Knicks .....	1957-61
Chicago Bulls .....	1961-62
<b>Unsel, Wes</b>	
Washington Bullets .....	1968-81
<b>Wagner, Milt</b>	
Los Angeles Lakers .....	1987-88
Miami Heat .....	1990-91
<b>Walker, Samaki</b>	
Dallas Mavericks .....	1996-00
San Antonio Spurs .....	2000-01
Los Angeles Lakers .....	2001-03
Miami Heat .....	2003-04
Washington Wizards .....	2004-05
Indiana Pacers .....	2005-06
<b>Wheat, DeJuan</b>	
Minn. Timberwolves .....	1997-98
Vancouver Grizzlies .....	1998-99
<b>Williams, Terrance</b>	
New Jersey Nets .....	2009-10
Houston Rockets .....	2010-12
Sacramento Kings .....	2012
Boston Celtics .....	2012-13
<b>Wilson, Rick</b>	
Atlanta Hawks .....	1978-80

## Maryland (38)

<b>Baxter, Lonny</b>	
Chicago Bulls .....	2003-04
Washington Wizards .....	2004
Toronto Raptors .....	2004
New Orleans Hornets .....	2005
Houston Rockets .....	2006
Charlotte Bobcats .....	2006
<b>Blake, Steve</b>	
Washington Wizards .....	2004-05
Milwaukee Bucks .....	2007
Denver Nuggets .....	2007
Portland Trail Blazers .....	2006; 2008-10
Los Angeles Lakers .....	2011-14
Golden State Warriors .....	2014
<b>Booth, Keith</b>	
Chicago Bulls .....	1999
<b>Boston, Lawrence</b>	
Washington Bullets .....	1980

<b>Branch, Adrian</b>	
L.A. Lakers .....	1987
New Jersey Nets .....	1988
Portland Trail Blazers .....	1989
Minnesota Timberwolves .....	1990
<b>Burns, Evers</b>	
Sacramento Kings .....	1994
<b>Coleman, Ben</b>	
New Jersey Nets .....	1987-88
Philadelphia 76ers .....	1988-89
Milwaukee Bucks .....	1991
Detroit Pistons .....	1994
<b>Davis, Brad</b>	
L.A. Lakers .....	1978-79
Indiana Pacers .....	1979-80
Utah Jazz .....	1980
Dallas Mavericks .....	1981-92
<b>Davis, Mike</b>	
New York Knicks .....	1983
<b>Dixon, Juan</b>	
Washington Wizards .....	2003-05; 2009
Portland Trail Blazers .....	2006-07
Toronto Raptors .....	2007
Detroit Pistons .....	2008
<b>Ekezie, Obinna</b>	
Vancouver Grizzlies .....	2000
Dallas Mavericks .....	2001
Washington Wizards .....	2001
L.A. Clippers .....	2002
<b>Elmore, Len</b>	
Indiana Pacers .....	1975-79
Kansas City Kings .....	1980
Milwaukee Bucks .....	1981
New Jersey Nets .....	1982-83
New York Knicks .....	1984
<b>Francis, Steve</b>	
Houston Rockets .....	2000-04; 2008
Orlando Magic .....	2005-06
New York Knicks .....	2006-07
<b>Greenspan, Jerry</b>	
Philadelphia 76ers .....	1964-65
<b>Howard, Maurice</b>	
Cleveland Cavaliers .....	1977
New Orleans Jazz .....	1977
<b>Jasikevicius, Sarunas</b>	
Indiana Pacers .....	2006-07
Golden State Warriors .....	2007
<b>King, Albert</b>	
New Jersey Nets .....	1982-87
Philadelphia 76ers .....	1988
San Antonio Spurs .....	1989
Washington Bullets .....	1992
<b>Len, Alex</b>	
Phoenix Suns .....	2014
<b>Lewis, Cedric</b>	
Washington Bullets .....	1996
<b>Lucas, John</b>	
Houston Rockets .....	1977-78; 85-86; 90
Golden State Warriors .....	1979-81
Washington Bullets .....	1982-83
San Antonio Spurs .....	1984
Milwaukee Bucks .....	1987-88
Seattle SuperSonics .....	1989
<b>Massenburg, Tony</b>	
San Antonio Spurs .....	1991-92; 2005
Charlotte Hornets .....	1992
Boston Celtics .....	1992
Golden State Warriors .....	1992
L.A. Clippers .....	1995
Toronto Raptors .....	1996
Philadelphia 76ers .....	1996
New Jersey Nets .....	1997
Vancouver Grizzlies .....	1998-99
Houston Rockets .....	2000
Vancouver Grizzlies .....	2001
Memphis Grizzlies .....	2002
Utah Jazz .....	2003
Sacramento Kings .....	2004
<b>McCray, Chris</b>	
Milwaukee Bucks .....	2007
<b>McMillen, Tom</b>	
Buffalo Braves .....	1976-77
New York Knicks .....	1977

Atlanta Hawks .....	1978-83
Washington Bullets .....	1984-86
<b>Morris, Terence</b>	
Houston Rockets .....	2002-03
Orlando Magic .....	2006
<b>Mustaf, Jerrod</b>	
New York Knicks .....	1991
Phoenix Suns .....	1992-94
<b>O'Brien, Jim</b>	
New York Nets .....	1974
Memphis Sounds .....	1975
<b>Pittman, Charles</b>	
Phoenix Suns .....	1983-86
<b>Profit, Laron</b>	
Washington Wizards .....	2000-01; 2005
Los Angeles Lakers .....	2006
<b>Sheppard, Steve</b>	
Chicago Bulls .....	1978-79
Detroit Pistons .....	1979
<b>Shue, Gene</b>	
Philadelphia Warriors .....	1955
New York Knicks .....	1955-56; 1963
Fort Wayne Pistons .....	1957
Detroit Pistons .....	1958-62
Baltimore Bullets .....	1964
<b>Smith, Joe</b>	
Golden State Warriors .....	1996-98
Philadelphia 76ers .....	1998, 2007
Minnesota Timberwolves .....	1999-00; 02-3
Detroit Pistons .....	2001
Milwaukee Bucks .....	2004-06
Denver Nuggets .....	2007
Cleveland Cavaliers .....	2008-09
Atlanta Hawks .....	2010
<b>Strawberry, D.J.</b>	
Phoenix Suns .....	2008
<b>Vasquez, Greivis</b>	
Memphis Grizzlies .....	2011
New Orleans Hornets .....	2012-13
<b>Wilcox, Chris</b>	
L.A. Clippers .....	2003-05
Seattle SuperSonics .....	2006-08
New York Knicks .....	2009
Detroit Pistons .....	2010-11
Boston Celtics .....	2012-13
<b>Williams, Charles (Buck)</b>	
New Jersey Nets .....	1982-89
Portland Trail Blazers .....	1990-96
New York Knicks .....	1997-98
<b>Williams, Jordan</b>	
New Jersey Nets .....	2012
<b>Williams, Walt</b>	
Sacramento Kings .....	1993-96
Miami Heat .....	1996
Toronto Raptors .....	1997-98
Portland Trail Blazers .....	1998-99
Houston Rockets .....	2000-02
Dallas Mavericks .....	2003
<b>Yates, Barry</b>	
Philadelphia 76ers .....	1972

## Miami (10)

<b>Allen, Willie</b>	
Miami Floridians .....	1972
<b>Barry, Rick</b>	
San Francisco Warriors .....	1966-67
Oakland Oaks .....	1969
Washington Capitols .....	1970
New York Nets .....	1971-72
Golden State Warriors .....	1973-78
Houston Rockets .....	1979-80
<b>Diaz, Guillermo</b>	
L.A. Clippers .....	2008
<b>Hite, Robert</b>	
Miami Heat .....	2007
<b>Hortford, Tito</b>	
Milwaukee Bucks .....	1989-90
Washington Bullets .....	1994
<b>James, Tim</b>	
Miami Heat .....	2000



Charlotte Hornets.....	2001
Philadelphia 76ers.....	2002
<b>Jones, DeQuan</b>	
Orlando Magic.....	2013
<b>Jones, James</b>	
Indiana Pacers.....	2004-05
Phoenix Suns.....	2006-07
Portland Trailblazer.....	2008
Miami Heat.....	2009-14
<b>Larkin, Shane</b>	
Dallas Mavericks.....	2014
<b>Salmos, John</b>	
Philadelphia 76ers.....	2003-06
Sacramento Kings.....	2007-08; 2012-14
Chicago Bulls.....	2009-10
Milwaukee Bucks.....	2010-11
Toronto Raptors.....	2014

## North Carolina (81)

<b>Barnes, Harrison</b>	
Golden State Warriors.....	2013-14
<b>Bradley, Dudley</b>	
Indiana Pacers.....	1980-81
Phoenix Suns.....	1982
Chicago Bulls.....	1983
Washington Bullets.....	1985-86
Milwaukee Bucks.....	1987-88
New Jersey Nets.....	1988
Atlanta Hawks.....	1989
<b>Brennan, Pete</b>	
New York Knicks.....	1959
<b>Brown, Larry</b>	
New Orleans Buccaneers.....	1968
Oakland Oaks.....	1969
Washington Capitols.....	1970
Virginia Squires.....	1971
Denver Rockets.....	1971-72
<b>Bucknall, Steve</b>	
Los Angeles Lakers.....	1990
<b>Bullock, Reggie</b>	
LA Clippers.....	2014
<b>Bunting, Bill</b>	
Carolina Cougars.....	1970
New York Nets.....	1970
Virginia Squires.....	1970-71
<b>Carter, Vince</b>	
Toronto Raptors.....	1999-05
New Jersey Nets.....	2005-09
Orlando Magic.....	2010-11
Phoenix Suns.....	2011
Dallas Mavericks.....	2012-14
<b>Chamberlain, Bill</b>	
Kentucky Colonels.....	1973
Memphis Tams.....	1973
Phoenix Suns.....	1974
<b>Chilcutt, Pete</b>	
Sacramento Kings.....	1992-94
Detroit Pistons.....	1994
Houston Rockets.....	1995-96
Vancouver Grizzlies.....	1997-99
L.A. Clippers.....	2000-01
<b>Crompton, Geoff</b>	
Denver Nuggets.....	1979
Portland Trail Blazers.....	1981
Milwaukee Bucks.....	1982
San Antonio Spurs.....	1983
Cleveland Cavaliers.....	1984
<b>Cunningham, Billy</b>	
Philadelphia 76ers.....	1966-72; 75-76
Carolina Cougars.....	1973-74
<b>Daugherty, Brad</b>	
Cleveland Cavaliers.....	1987-95
<b>Davis, Ed</b>	
Toronto Raptors.....	2011-12
Memphis Grizzlies.....	2013-14
<b>Davis, Hubert</b>	
New York Knicks.....	1993-96
Toronto Raptors.....	1997
Dallas Mavericks.....	1998-01
Washington Wizards.....	2001-02
Detroit Pistons.....	2003-04
New Jersey Nets.....	2004

<b>Davis, Walter</b>	
Phoenix Suns.....	1978-1988
Denver Nuggets.....	1989-91; 2002
Portland Trail Blazers.....	1991
<b>Dillon, John</b>	
Washington Capitols.....	1950
<b>Ellington, Wayne</b>	
Minnesota Timberwolves.....	2010-12
Cleveland Cavaliers.....	2013
Dallas Mavericks.....	2014
<b>Elston, Darrell</b>	
Virginia Squires.....	1975
Indiana Pacers.....	1977
<b>Felton, Raymond</b>	
Charlotte Bobcats.....	2006-10
New York Knicks.....	2011, 2013-14
Denver Nuggets.....	2011
Portland Trailblazers.....	2012
<b>Ford, Phil</b>	
Kansas City Kings.....	1979-82
New Jersey Nets.....	1983
Milwaukee Bucks.....	1983
Houston Rockets.....	1984-85
<b>Forte, Joseph</b>	
Boston Celtics.....	2002
Seattle Supersonics.....	2003
<b>Fox, Rick</b>	
Boston Celtics.....	1992-97
L.A. Lakers.....	1998-04
<b>Glamack, George</b>	
Akron Firestones.....	1942
Rochester Royals.....	1946-47
Indianapolis Kautskys.....	1948
Hammond Aces.....	1949
Indianapolis Jets.....	1949
<b>Green, Danny</b>	
Cleveland Cavaliers.....	2010
San Antonio Spurs.....	2011-14
<b>Grubar, Dick</b>	
Indiana Pacers.....	1970
<b>Hansbrough, Tyler</b>	
Indiana Pacers.....	2010-13
Toronto Raptors.....	2014
<b>Haywood, Brendan</b>	
Washington Wizards.....	2002-10
Dallas Mavericks.....	2010-12
Charlotte Hornets.....	2013-14
<b>Henson, John</b>	
Milwaukee Bucks.....	2013-14
<b>Jamison, Antawn</b>	
Golden State Warriors.....	1999-03
Dallas Mavericks.....	2004
Washington Wizards.....	2005-10
Cleveland Cavaliers.....	2010-12
Los Angeles Lakers.....	2013
Los Angeles Clippers.....	2014
<b>Jones, Bobby</b>	
Denver Nuggets.....	1975-78
Philadelphia 76ers.....	1979-1986
<b>Jordan, Michael</b>	
Chicago Bulls.....	1985-93, 1995-98
Washington Wizards.....	2002-03
<b>Karl, George</b>	
San Antonio Spurs.....	1974-78
<b>Kearns, Tommy</b>	
Syracuse Nationals.....	1959
<b>Kuester, John</b>	
Kansas City Kings.....	1978
Denver Nuggets.....	1979
Indiana Pacers.....	1980
<b>Kupchak, Mitch</b>	
Washington Bullets.....	1977-81
L.A. Lakers.....	1982, 84-85
<b>LaGarde, Tommy</b>	
Denver Nuggets.....	1978
Seattle Supersonics.....	1979-80
Dallas Mavericks.....	1981-82
New Jersey Nets.....	1985
<b>Larese, York</b>	
Chicago Bulls.....	1962
Philadelphia Warriors.....	1962
<b>Lawson, Ty</b>	
Denver Nuggets.....	2010-14

<b>Lebo, Jeff</b>	
San Antonio Spurs.....	1990
<b>Lewis, Bob</b>	
San Francisco Warriors.....	1968-70
Cleveland Cavaliers.....	1971
<b>Lynch, George</b>	
L.A. Lakers.....	1994-96
Vancouver Grizzlies.....	1997-98
Philadelphia 76ers.....	1999-01
Charlotte Hornets.....	2002
New Orleans Hornets.....	2003-05
<b>Marshall, Kendall</b>	
Phoenix Suns.....	2013
Los Angeles Lakers.....	2014
<b>McAdoo, Robert</b>	
Buffalo Braves.....	1973-77
New York Knicks.....	1977-79
Boston Celtics.....	1979
Detroit Pistons.....	1980-81
New Jersey Nets.....	1980-81
L.A. Lakers.....	1982-1985
Philadelphia 76ers.....	1986
<b>McCants, Rashad</b>	
Minnesota Timberwolves.....	2006-08
Sacramento Kings.....	2009
<b>McInnis, Jeff</b>	
Denver Nuggets.....	1997
Washington Wizards.....	1999
L.A. Clippers.....	2000-02
Portland Trail Blazers.....	2003-04
Cleveland Cavaliers.....	2004-05
New Jersey Nets.....	2006
Charlotte Bobcats.....	2007-08
<b>McKinney, Horace (Bones)</b>	
Washington Capitols.....	1947-51
Boston Celtics.....	1951-52
<b>May, Sean</b>	
Charlotte Bobcats.....	2006-09
Sacramento Kings.....	2010
<b>Miller, Bill</b>	
Chicago Stags.....	1949
St. Louis Bombers.....	1949
<b>Miller, Harry</b>	
Toronto Huskies.....	1947
<b>Miller, Larry</b>	
L.A. Stars.....	1969-70
Carolina Cougars.....	1970-72
San Diego Conquistadors.....	1973-74
Virginia Squires.....	1974
Utah Stars.....	1975
<b>Moe, Doug</b>	
New Orleans Buccaneers.....	1968
Oakland Oaks.....	1969
Carolina Cougars.....	1970
Virginia Squires.....	1971-72
<b>Montross, Eric</b>	
Boston Celtics.....	1995-96
Dallas Mavericks.....	1997
New Jersey Nets.....	1997
Detroit Pistons.....	1998-01
Philadelphia 76ers.....	1998
Toronto Raptors.....	2001-02
<b>Ndiaye, Makhtar</b>	
Vancouver Grizzlies.....	1999
<b>Noel, David</b>	
Milwaukee Bucks.....	2007
<b>O'Koren, Mike</b>	
New Jersey Nets.....	1981-86
Washington Bullets.....	1987
New Jersey Nets.....	1988
<b>Perkins, Sam</b>	
Dallas Mavericks.....	1985-1990
L.A. Lakers.....	1991-92
Seattle Supersonics.....	1993-98
Indiana Pacers.....	1999-01
<b>Phelps, Derrick</b>	
Sacramento Kings.....	1995
<b>Popson, Dave</b>	
L.A. Clippers.....	1989
Miami Heat.....	1989
Boston Celtics.....	1991
Milwaukee Bucks.....	1992
<b>Previs, Steve</b>	

Carolina Cougars.....	1973
<b>Reid, Herman (J.R.)</b>	
Charlotte Hornets.....	1990-93
San Antonio Spurs.....	1993-96
New York Knicks.....	1996
Charlotte Hornets.....	1998
L.A. Lakers.....	1999
Milwaukee Bucks.....	2000
Cleveland Cavaliers.....	2001
<b>Rosenbluth, Len</b>	
Philadelphia Warriors.....	1958-59
<b>Salvadori, Kevin</b>	
Sacramento Kings.....	1997
<b>Scott, Charlie</b>	
Virginia Squires.....	1971-72
Phoenix Suns.....	1972-75
Boston Celtics.....	1976-78
L.A. Lakers.....	1978
Denver Nuggets.....	1979-80
<b>Shaffer, Lee</b>	
Syracuse Nationals.....	1962-63
Philadelphia 76ers.....	1964
<b>Smith, Kenny</b>	
Sacramento Kings.....	1988-90
Atlanta Hawks.....	1990-91
Houston Rockets.....	1992-96
Denver Nuggets.....	1997
<b>Stackhouse, Jerry</b>	
Philadelphia 76ers.....	1996-98
Detroit Pistons.....	1998-02
Washington Wizards.....	2003-04
Dallas Mavericks.....	2005-09
Milwaukee Bucks.....	2010
Miami Heat.....	2011
Atlanta Hawks.....	2012
Brooklyn Nets.....	2013
<b>Wallace, Rasheed</b>	
Washington Bullets.....	1996
Portland Trail Blazers.....	1997-04
Atlanta Hawks.....	2004
Detroit Pistons.....	2004-09
Boston Celtics.....	2010
New York Knicks.....	2013
<b>Washington, Donald</b>	
Denver Nuggets.....	1975
Utah Stars.....	1976
<b>Wenstrom, Matt</b>	
Boston Celtics.....	1994
<b>Williams, Jawad</b>	
Cleveland Cavaliers.....	2009-11
<b>Williams, Marvin</b>	
Atlanta Hawks.....	2006-12
Utah Jazz.....	2013-14
<b>Williams, Scott</b>	
Chicago Bulls.....	1991-94
Philadelphia 76ers.....	1995-99
Milwaukee Bucks.....	1999-01
Denver Nuggets.....	2002
Phoenix Suns.....	2003-04
Dallas Mavericks.....	2004
Cleveland Cavaliers.....	2005
<b>Williams, Shammond</b>	
Atlanta Hawks.....	1999
Seattle Supersonics.....	2000-02
Boston Celtics.....	2003
Denver Nuggets.....	2003
Orlando Magic.....	2004
Los Angeles Lakers.....	2007
<b>Wolf, Joe</b>	
L.A. Clippers.....	1988-90
Denver Nuggets.....	1991-92, 1998
Portland Trail Blazers.....	1993
Boston Celtics.....	1993
Charlotte Hornets.....	1995-96; 1999
Orlando Magic.....	1996
Milwaukee Bucks.....	1997
<b>Wood, Al</b>	
Atlanta Hawks.....	1982
San Diego Clippers.....	1982-83
Seattle Supersonics.....	1984-86
Dallas Mavericks.....	1987
<b>Worthy, James</b>	
L.A. Lakers.....	1983-94

**Wright, Brandon**  
Golden State Warriors.... 2008-09; 2011  
New Jersey Nets ..... 2011  
Dallas Mavericks ..... 2012-14

**Wuycik, Dennis**  
Carolina Cougars ..... 1973-74  
St. Louis Spirits ..... 1975

**Yonakor, Rich**  
San Antonio Spurs ..... 1982

**Zeller, Tyler**  
Cleveland Cavaliers ..... 2013  
Boston Celtics ..... 2014

### NC State (40)

**Bailey, Thurl**  
Utah Jazz ..... 1984-92  
Minnesota Timberwolves ..... 1992-94  
Utah Jazz ..... 1999

**Bartels, Eddie**  
Denver Nuggets ..... 1950  
New York Knicks ..... 1950  
Washington Capitols ..... 1951

**Bell, Whitey**  
New York Knicks ..... 1960-61

**Biedenbach, Eddie**  
Phoenix Suns ..... 1969

**Brown, Charles (Chucky)**  
Cleveland Cavaliers ..... 1990-92; 2001  
L.A. Lakers ..... 1992  
New Jersey Nets ..... 1993  
Dallas Mavericks ..... 1994  
Houston Rockets ..... 1995-96  
Milwaukee Bucks ..... 1997  
Phoenix Suns ..... 1997  
Atlanta Hawks ..... 1998  
Charlotte Hornets ..... 1999-00  
San Antonio Spurs ..... 2002

**Brown, Lorenzo**  
Philadelphia 76ers ..... 2014

**Burleson, Tom**  
Seattle Supersonics ..... 1975-77  
Kansas City Kings ..... 1978-80  
Atlanta Hawks ..... 1981

**Carr, Kenny**  
L.A. Lakers ..... 1978-80  
Cleveland Cavaliers ..... 1980-82  
Detroit Pistons ..... 1982  
Portland Trail Blazers ..... 1983-87

**Charles, Lorenzo**  
Atlanta Hawks ..... 1984-86

**Corchiani, Chris**  
Orlando Magic ..... 1992-93  
Washington Bullets ..... 1993  
Boston Celtics ..... 1994

**Del Negro, Vinny**  
Sacramento Kings ..... 1989-90  
San Antonio Spurs ..... 1993-98  
Milwaukee Bucks ..... 1999-01  
Phoenix Suns ..... 2002

**Dickey, Dick**  
Boston Celtics ..... 1952

**Fuller, Todd**  
Golden State Warriors ..... 1997-98  
Utah Jazz ..... 1999  
Charlotte Hornets ..... 2000  
Miami Heats ..... 2001

**Grundy, Anthony**  
Atlanta Hawks ..... 2006

**Gugliotta, Tom**  
Washington Bullets ..... 1993-95  
Golden State Warriors ..... 1995  
Minnesota Timberwolves ..... 1995-98  
Phoenix Suns ..... 1999-04  
Utah Jazz ..... 2004  
Boston Celtics ..... 2005  
Atlanta Hawks ..... 2005

**Hahn, Robert**  
Chicago Stags ..... 1950

**Hickson, J.J.**  
Cleveland Cavaliers ..... 2009-11  
Sacramento Kings ..... 2012

Portland Trailblazers ..... 2012-13  
Denver Nuggets ..... 2014

**Hodge, Julius**  
Denver Nuggets ..... 2006-07  
Milwaukee Bucks ..... 2007

**Horner, Dennis**  
New Jersey Nets ..... 2012

**Howard, Brian**  
Dallas Mavericks ..... 1992-93

**Katkaveck, Leo**  
Washington Capitols ..... 1949-50  
Baltimore Bullets ..... 1950

**Lowe, Sidney**  
Indiana Pacers ..... 1984  
Detroit Pistons ..... 1985  
Atlanta Hawks ..... 1985  
Charlotte Hornets ..... 1989  
Minnesota Timberwolves ..... 1990

**McMillan, Nate**  
Seattle Supersonics ..... 1987-98

**McQueen, Cozell**  
Detroit Pistons ..... 1987

**Monroe, Rodney**  
Atlanta Hawks ..... 1992

**Neivitt, Chuck**  
Houston Rockets ..... 1983, 89-90  
L.A. Lakers ..... 1985-86  
Detroit Pistons ..... 1986-88  
Chicago Bulls ..... 1992  
San Antonio Spurs ..... 1994

**Powell, Josh**  
Dallas Mavericks ..... 2006  
Indiana Pacers ..... 2007  
Golden State Warriors ..... 2007  
L.A. Clippers ..... 2008  
L.A. Lakers ..... 2009-10  
Atlanta Hawks ..... 2011  
Houston Rockets ..... 2014

**Ranzino, Sammy**  
Rochester Royals ..... 1952

**Richter, John**  
Boston Celtics ..... 1960

**Rohloff, Ken**  
St. Louis Hawks ..... 1964

**Shackleford, Charles**  
New Jersey Nets ..... 1989-90  
Philadelphia 76ers ..... 1992-93  
Minnesota Timberwolves ..... 1995  
Charlotte Hornets ..... 1999

**Shavlik, Ron**  
New York Knicks ..... 1957-58

**Simmons, Cedric**  
New Orleans Hornets ..... 2007  
Cleveland Cavaliers ..... 2008  
Sacramento Kings ..... 2009

**Thompson, David**  
Denver Nuggets ..... 1976-82  
Seattle Supersonics ..... 1983-84

**Thompson, Kevin**  
Portland Trail Blazers ..... 1994

**Towe, Monte**  
Denver Nuggets ..... 1976-77

**Washburn, Chris**  
Golden State Warriors ..... 1987-88  
Atlanta Hawks ..... 1988

**Webb, Anthony (Spud)**  
Atlanta Hawks ..... 1986-91  
Sacramento Kings ..... 1992-95  
Atlanta Hawks ..... 1996  
Minnesota Timberwolves ..... 1996

**Whitney, Charles (Hawkeye)**  
Kansas City Kings ..... 1981-82

**Williford, Vann**  
Carolina Cougars ..... 1971

### Notre Dame (62)

**Arnzen, Bob**  
New York Nets ..... 1970  
Cincinnati Royals ..... 1971  
Indiana Pacers ..... 1973-74

**Barnhorst, Leo**

Indianapolis Olympians ..... 1951-53

**Batton, Dave**  
Washington Bullets ..... 1983  
San Antonio Spurs ..... 1984

**Bennett, Elmer**  
Cleveland Cavaliers ..... 1995  
Philadelphia 76ers ..... 1996  
Houston Rockets ..... 1997  
Denver Nuggets ..... 1997

**Boryla, Vince**  
New York Knicks ..... 1950-1954

**Brokaw, Gary**  
Milwaukee Bucks ..... 1974-77  
Cleveland Cavaliers ..... 1977  
Buffalo Braves ..... 1978

**Carr, Austin**  
Cleveland Cavaliers ..... 1972-80  
Dallas Mavericks ..... 1981  
Washington Bullets ..... 1981

**Carroll, Matt**  
Portland Trailblazers ..... 2004  
San Antonio Spurs ..... 2004  
Charlotte Bobcats. 2005-2009, 2011-13  
Dallas Mavericks ..... 2010

**Catlett, Sid**  
Cincinnati Royals ..... 1972

**Corley, Ray**  
Syracuse Nationals ..... 1950  
Baltimore Bullets ..... 1951  
Tri-Cities Blackhawks ..... 1951  
Fort Wayne Pistons ..... 1953

**Curran, Frannie**  
Rochester Royals ..... 1949, 1950

**Dantley, Adrian**  
Buffalo Braves ..... 1977  
Indiana Pacers ..... 1978  
Los Angeles Lakers ..... 1978-79  
Utah Jazz ..... 1980-86  
Detroit Pistons ..... 1987-89  
Dallas Maverick ..... 1989-90  
Milwaukee Bucks ..... 1991

**Davis, William**  
Chicago Stags ..... 1947

**Ellis, LaPhonso**  
Denver Nuggets ..... 1993-98  
Atlanta Hawks ..... 1999-2000  
Minnesota Timberwolves ..... 2001  
Miami Heat ..... 2002-03

**Ertel, Mark**  
Indianapolis Katuskys (NBL) ..... 1941

**Faught, Bob**  
Cleveland Rebels ..... 1947

**Flowers, Bruce**  
Cleveland Cavaliers ..... 1983

**Garrity, Pat**  
Phoenix Suns ..... 1999  
Orlando Magic ..... 2000-08

**Gordon, Paul**  
Baltimore Bullets ..... 1950

**Hansbrough, Ben**  
Indiana Pacers ..... 2012-13

**Hanzlik, Bill**  
Seattle Supersonics ..... 1981-82  
Denver Nuggets ..... 1983-91

**Harangody, Luke**  
Boston Celtics ..... 2011  
Cleveland Cavaliers ..... 2011-12

**Hasset, Bill**  
Buffalo Bisons (NBL) ..... 1947  
Tri-Cities Blackhawks (NBL) . 1947, 1950  
Minneapolis Lakers ..... 1950  
Baltimore Bullets ..... 1951

**Hawkins, Tom**  
Minneapolis Lakers ..... 1960  
Los Angeles Lakers ... 1961-62, 1967-69  
Cincinnati Royals ..... 1963-66

**Humphrey, Ryan**  
Orlando Magic ..... 2003  
Memphis Grizzlies ..... 2003-05

**Jackson, Tracy**  
Boston Celtics ..... 1982  
Chicago Bulls ..... 1982-83  
Indiana Pacers ..... 1984

**Jones, Collis**  
Dallas Chaparrals ..... 1972-73  
Kentucky Colonels ..... 1974  
Memphis Sounds ..... 1975

**Kempton, Tim**  
Los Angeles Clippers ..... 1987  
Charlotte Hornets ..... 1989, 1994  
Denver Nuggets ..... 1990  
Phoenix Suns ..... 1993  
Cleveland Cavaliers ..... 1994  
Atlanta Hawks ..... 1996  
San Antonio Spurs ..... 1997  
Orlando Magic ..... 1998  
Toronto Raptors ..... 1998

**Kleine, Joe**  
Sacramento Kings ..... 1986-1989  
Boston Celtics ..... 1989-1993  
Phoenix Suns ..... 1994-1997  
Chicago Bulls ..... 1998  
Phoenix Suns ..... 1999  
Portland Trailblazers ..... 2000

**Klier, Leo**  
Fort Wayne Pistons ..... 1949-50

**Knight, Toby**  
New York Knicks ..... 1978-1980, 1982

**Kuka, Ray**  
New York Knicks ..... 1948-49

**Kurz, Rob**  
Golden State Warriors ..... 2009

**Laimbeer, Bill**  
Cleveland Cavaliers ..... 1981-82  
Detroit Pistons ..... 1982-94

**Miller, Jay**  
St. Louis Hawks ..... 1968  
Milwaukee Bucks ..... 1969  
Los Angeles Stars ..... 1969  
Indiana Pacers ..... 1969-1971

**Moir, John**  
Akron Firestones (NBL) ..... 1939-1941  
Cleveland Allmen (NBL) ..... 1946

**Murphy, Troy**  
Golden State Warriors ..... 2002-07  
Indiana Pacers ..... 2007-10  
New Jersey Nets ..... 2011  
Boston Celtics ..... 2011  
Los Angeles Lakers ..... 2012  
Dallas Mavericks ..... 2013

**Niemiera, John (Richie)**  
Fort Wayne Pistons ..... 1949-50  
Anderson Packers ..... 1950

**Nowak, Paul**  
Akron Firestones (NBL) ..... 1939-1942

**O'Keefe, Thomas**  
Baltimore Bullets ..... 1951  
Washington Capitals ..... 1951

**O'Shea, Kevin**  
Minneapolis Lakers ..... 1951  
Milwaukee Hawks ..... 1952  
Baltimore Bullets ..... 1952-53

**Paxson, John**  
San Antonio Spurs ..... 1984-85  
Chicago Bulls ..... 1986-94

**Quinn, Chris**  
Miami Heat ..... 2007-09  
New Jersey Nets ..... 2010  
San Antonio Spurs ..... 2011  
Cleveland Cavaliers ..... 2013

**Reed, Ron**  
Detroit Pistons ..... 1966-67

**Rensberger, Bob**  
Chicago Stags ..... 1947

**Riska, Eddie**  
Oshkosh All-Stars (NBL) ..... 1942, 1946-1949

**Rivers, David**  
Los Angeles Lakers ..... 1989  
Los Angeles Clippers ..... 1990, 1992

**Rosenthal, Dick**  
Fort Wayne Pistons ..... 1955, 1957

**Royal, Donald**  
Minnesota Timberwolves ..... 1990  
San Antonio Spurs ..... 1992  
Orlando Magic ..... 1993-97, 1998  
Golden State Warriors ..... 1997

Charlotte Hornets..... 1997-98  
**Shumate, John**  
 Phoenix Suns..... 1976  
 Buffalo Braves..... 1976/1978  
 Detroit Pistons..... 1978, 1980  
 Houston Rockets..... 1980  
 San Antonio Spurs..... 1980-81  
 Seattle SuperSonics..... 1981

**Sluby, Tom**  
 Dallas Mavericks..... 1985

**Sobek, George**  
 Sheboygan Redskins..... 1950

**Stephens, Jack**  
 St. Louis Hawks..... 1956

**Todorovich, Marko**  
 St. Louis Bombers..... 1950  
 Tri-Cities Blackhawks..... 1950-1951

**Tower, Keith**  
 Orlando Magic..... 1994-95  
 Los Angeles Clippers..... 1996  
 Milwaukee Bucks..... 1997

**Tripucka, Kelly**  
 Detroit Pistons..... 1982-86  
 Utah Jazz..... 1987-88  
 Charlotte Hornets..... 1989-1991

**Voce, Gary**  
 Cleveland Cavaliers..... 1990

**Williams, Don**  
 Utah Jazz..... 1980

**Williams, Monty**  
 New York Knicks..... 1995-96  
 San Antonio Spurs..... 1996-98  
 Denver Nuggets..... 1999  
 Orlando Magic..... 2000-02  
 Philadelphia 76ers..... 2003

**Wukovits, Tom**  
 Akron Firestones (NBL)..... 1940-41  
 Toledo Jim White Chevrolets (NBL)..... 1942

Cleveland Allmen (NBL)..... 1945-46

**Woolridge, Orlando**  
 Chicago Bulls..... 1982-1986  
 New Jersey Nets..... 1987-88  
 Los Angeles Lakers..... 1989-1990  
 Denver Nuggets..... 1991  
 Detroit Pistons..... 1992-93  
 Milwaukee Bucks..... 1993  
 Philadelphia 76ers..... 1994

**Zeller, Luke**  
 Phoenix Suns..... 2013

## Pittsburgh (15)

**Adams, Stephen**  
 Oklahoma City Thunder..... 2014

**Bennett, Mel**  
 Virginia Squires..... 1976  
 Indiana Pacers..... 1977-78  
 Utah Jazz..... 1981  
 Cleveland Cavaliers..... 1982

**Blair, DeJaun**  
 San Antonio Spurs..... 2010-13  
 Dallas Mavericks..... 2014

**Blount, Mark**  
 Boston Celtics..... 2001-02, 2003-06  
 Denver Nuggets..... 2003  
 Minnesota Timberwolves..... 2006-08  
 Miami Heat..... 2009

**Cummings, Vontee**  
 Golden State Warriors..... 2000-01  
 Philadelphia 76ers..... 2002

**Gray, Aaron**  
 Chicago Bulls..... 2008-10  
 New Orleans Hornets..... 2010-11  
 Toronto Raptors..... 2012-14  
 Sacramento Kings..... 2014

**Knight, Billy**  
 Indiana Pacers..... 1975-77  
 Buffalo Braves..... 1978  
 Boston Celtics..... 1979  
 Indiana Pacers..... 1979-83  
 Kansas City Kings..... 1984-85

San Antonio Spurs..... 1985

**Knight, Brandin**  
 Houston Rockets..... 2005

**Lane, Jerome**  
 Denver Nuggets..... 1988-92  
 Indiana Pacers..... 1991-92  
 Milwaukee Bucks..... 1991-92  
 Cleveland Cavaliers..... 1992-93

**Eric Mobley**  
 Milwaukee Bucks..... 1995-96  
 Vancouver Grizzlies..... 1996-97

**Morningstar, Darren**  
 Dallas Mavericks..... 1994  
 Utah Jazz..... 1994

**Smith, Charles**  
 Los Angeles Clippers..... 1989-92  
 New York Knicks..... 1993-96  
 San Antonio Spurs..... 1996-97

**Starr, Keith**  
 Chicago Bulls..... 1977

**Taft, Chris**  
 Golden State Warriors..... 2006

**Young, Sam**  
 Memphis Grizzlies..... 2010-12  
 Philadelphia 76ers..... 2012  
 Indiana Pacers..... 2013

## Syracuse (42)

**Addison, Rafael**  
 Phoenix Suns..... 1987  
 New Jersey Nets..... 1992-93

**Anthony, Carmelo**  
 Denver Nuggets..... 2004-10  
 New York Knicks..... 2011-14

**Bing, Dave**  
 Detroit Pistons..... 1967-75  
 Washington Bullets..... 1976-77  
 Boston Celtics..... 1978

**Brown, Damone**  
 Philadelphia 76ers..... 2002  
 Toronto Raptors..... 2003  
 New Jersey Nets..... 2004  
 Washington Wizards..... 2005

**Byrnes, Marty**  
 Phoenix Suns..... 1979  
 New Orleans Jazz..... 1979  
 Los Angeles Lakers..... 1980  
 Dallas Mavericks..... 1981  
 Indiana Pacers..... 1983

**Carter-Williams, Michael**  
 Philadelphia 76ers..... 2014

**Coleman, Derrick**  
 New Jersey Nets..... 1991-95  
 Philadelphia 76ers..... 1996-98  
 Charlotte Hornets..... 1999-01  
 Philadelphia 76ers..... 2002-04  
 Detroit Pistons..... 2005

**Sherman Douglas**  
 Miami Heat..... 1990-92  
 Boston Celtics..... 1992-96  
 Milwaukee Bucks..... 1996-97  
 New Jersey Nets..... 1998; 2001-01  
 Los Angeles Clippers..... 1999

**DuVal, Dennis**  
 Washington Bullets..... 1975  
 Atlanta Hawks..... 1976

**Ellis, Leron**  
 Los Angeles Clippers..... 1992  
 Charlotte Hornets..... 1993  
 Miami Heat..... 1996

**Flynn, Jonny**  
 Minnesota Timberwolves..... 2010-11  
 Houston Rockets..... 2012  
 Portland Trailblazers..... 2012

**Gabor, Billy**  
 Syracuse Nationals..... 1949-55

**Greene, Donte**  
 Sacramento Kings..... 2009-12

**Hackett, Rudy**

St. Louis Spirit..... 1976  
 New York Nets..... 1977  
 Indiana Pacers..... 1977

**Hart, Jason**  
 Milwaukee Bucks..... 2001  
 San Antonio Spurs..... 2002, 2004  
 Charlotte Hornets..... 2005  
 Sacramento Kings..... 2006-07  
 Los Angeles Clippers..... 2007, 2009  
 Utah Jazz..... 2008  
 Denver Nuggets..... 2009  
 Minnesota Timberwolves..... 2010  
 New Orleans Hornets..... 2010

**Johnson, Dave**  
 Portland Trailblazers..... 1993  
 Chicago Bulls..... 1994

**Johnson, Wesley**  
 Minnesota Timberwolves..... 2011-12  
 Phoenix Suns..... 2013  
 Los Angeles Lakers..... 2014

**Joseph, Kris**  
 Boston Celtics..... 2013  
 Brooklyn Nets..... 2013

**Kiley, Jack**  
 Fort Wayne Pistons..... 1952-53

**Melo, Fab**  
 Boston Celtics..... 2013

**Miller, Edwin**  
 Milwaukee Bucks..... 1953  
 Baltimore Bullets..... 1953-54

**Moten, Lawrence**  
 Vancouver Grizzlies..... 1996-97

**Nichols, Demetris**  
 Cleveland Cavaliers..... 2008  
 Chicago Bulls..... 2008-09  
 New York Knicks..... 2009

**Onuaku, Arinze**  
 Cleveland Cavaliers..... 2014

**Orr, Louis**  
 Indiana Pacers..... 1981-82  
 New York Knicks..... 1983-88

**Owens, Billy**  
 Golden State Warriors..... 1992-94; 2000  
 Miami Heat..... 1995-96  
 Sacramento Kings..... 1996-98  
 Seattle SuperSonics..... 1999  
 Philadelphia 76ers..... 2000  
 Detroit Pistons..... 2001

**Rautins, Andy**  
 New York Knicks..... 2011

**Rautins, Leo**  
 Philadelphia 76ers..... 1984  
 Atlanta Hawks..... 1985

**Reddout, Franklin**  
 Rochester Royals..... 1954

**Saunders, Fred**  
 Phoenix Suns..... 1975-76  
 Boston Celtics..... 1977-78  
 New Orleans Jazz..... 1978

**Schayes, Danny**  
 Utah Jazz..... 1982-83  
 Denver Nuggets..... 1983-90  
 Milwaukee Bucks..... 1991-94  
 Los Angeles Lakers..... 1994  
 Phoenix Suns..... 1995  
 Miami Heat..... 1996  
 Orlando Magic..... 1997-99

**Seikaly, Rony**  
 Miami Heat..... 1989-94  
 Golden State Warriors..... 1995-96  
 Orlando Magic..... 1997-98  
 New Jersey Nets..... 1998-99

**Smith, Bill**  
 Portland Trailblazers..... 1972-73

**Southerland, James**  
 Charlotte Hornets..... 2014  
 New Orleans Pelicans..... 2014

**Spicer, Lou**  
 Providence Steam Rollers..... 1947

**Thomas, Etan**  
 Washington Wizards..... 2002-09  
 Oklahoma City Thunder..... 2010  
 Atlanta Hawks..... 2011

**Thompson, Stephen**  
 Orlando Magic..... 1992  
 Sacramento Kings..... 1992

**Walters, Dion**  
 Cleveland Cavaliers..... 2013

**Wallace, John**  
 New York Knicks..... 1997, 2000  
 Toronto Raptors..... 1998-99  
 Detroit Pistons..... 2001  
 Phoenix Suns..... 2002  
 Miami Heat..... 2004

**Warrick, Hakim**  
 Memphis Grizzlies..... 2006-09  
 Milwaukee Bucks..... 2010  
 Chicago Bulls..... 2010  
 Phoenix Suns..... 2011-12  
 New Orleans Hornets..... 2013  
 Charlotte Bobcats..... 2013

**Washington, Dwayne**  
 New Jersey Nets..... 1987-88  
 Miami Heat..... 1989

**Watkins, Darryl**  
 Sacramento Kings..... 2008  
 New Orleans Hornets..... 2012

## Virginia (18)

**Alexander, Cory**  
 San Antonio Spurs..... 1996-98  
 Denver Nuggets..... 1998-00  
 Orlando Magic..... 2001  
 Charlotte Bobcats..... 2005

**Burrough, Junior**  
 Boston Celtics..... 1996

**Carlisle, Rick**  
 Boston Celtics..... 1985-87  
 New York Knicks..... 1988  
 New Jersey Nets..... 1990

**Crotty, John**  
 Utah Jazz..... 1993-95, 2001  
 Cleveland Cavaliers..... 1996  
 Miami Heat..... 1997  
 Portland Trail Blazers..... 1998  
 Seattle SuperSonics..... 1999-00  
 Utah Jazz..... 2002  
 Denver Nuggets..... 2003

**Edelin, Kenton**  
 Indiana Pacers..... 1985

**Gerard, Gus**  
 St. Louis Spirits..... 1975-76  
 Denver Nuggets..... 1976-77  
 Buffalo Braves..... 1977-78  
 Detroit Pistons..... 1978-79  
 Kansas City Kings..... 1979-81  
 San Antonio Spurs..... 1981

**Iavaroni, Marc**  
 Philadelphia 76ers..... 1983-85  
 San Antonio Spurs..... 1985-86  
 Utah Jazz..... 1986-89

**Lamp, Jeff**  
 Portland Trail Blazers..... 1982-84  
 Milwaukee Bucks..... 1986  
 San Antonio Spurs..... 1986  
 L.A. Lakers..... 1988-89

**Mason, Roger**  
 Chicago Bulls..... 2003-04  
 Toronto Raptors..... 2004  
 Washington Wizards..... 2007-08; 2012  
 San Antonio Spurs..... 2009-10  
 New York Knicks..... 2011  
 Washington Wizards..... 2012  
 New Orleans Hornets..... 2013  
 Miami Heat..... 2014

**Parkhill, Barry**  
 Virginia Squires..... 1974-75  
 St. Louis Spirits..... 1976

**Polynice, Olden**  
 Seattle SuperSonics..... 1988-91  
 L.A. Clippers..... 1991-92  
 Detroit Pistons..... 1993-94  
 Sacramento Kings..... 1994-98  
 Seattle SuperSonics..... 1999



Utah Jazz .....	2000-01
L.A. Clippers .....	2004
<b>Robinson, Jamal</b>	
Miami Heat .....	2001
<b>Sampson, Ralph</b>	
Houston Rockets .....	1984-88
Golden State Warriors .....	1988-89
Sacramento Kings .....	1990-91
Washington Bullets .....	1992
<b>Scott, Mike</b>	
Atlanta Hawks .....	2013-14
<b>Singletery, Sean</b>	
Phoenix Suns .....	2009
Charlotte Bobcats .....	2009
<b>Stith, Bryant</b>	
Denver Nuggets .....	1993-00
Boston Celtics .....	2001
Cleveland Cavaliers .....	2002
<b>Walker, Wally</b>	
Portland Trail Blazers .....	1977-78
Seattle Superonics .....	1978-82
Houston Rockets .....	1983-84
<b>Wilson, Othell</b>	
Golden State Warriors .....	1985
Sacramento Kings .....	1987

**Virginia Tech (11)**

<b>Bristow, Allan</b>	
Philadelphia 76ers .....	1974-75
San Antonio Spurs .....	1976-1979
Utah Jazz .....	1980-81
Dallas Mavericks .....	1982-83
<b>Carruth, Jimmy</b>	
Milwaukee Bucks .....	1997
<b>Coles, Bimbo</b>	
Miami Heat .....	1991-96
Golden State Warriors .....	1996-99
Atlanta Hawks .....	2000
Cleveland Cavaliers .....	2001-03
Boston Celtics .....	2003
Miami Heat .....	2004
<b>Combs, Glen</b>	
Dallas Chaparrals .....	1969-70
Texas Chaparrals .....	1971
Utah Stars .....	1971-74
Memphis Pros .....	1974
Virginia Squires .....	1975
<b>Curry, Dell</b>	
Utah Jazz .....	1987
Cleveland Cavaliers .....	1988
Charlotte Hornets .....	1989-1998
Milwaukee Bucks .....	1999
Toronto Raptors .....	2000-02
<b>Dowdell, Zabian</b>	
Phoenix Suns .....	2011
<b>King, Loyd</b>	
Memphis Pros .....	1972-73
<b>Perry, Ron</b>	
Minnesota Muskies .....	1968
Miami Floridians .....	1969
New York Nets .....	1969
Indiana Pacers .....	1969
Carolina Cougars .....	1970
New Orleans Buccaneers .....	1970
<b>Robinson, Wayne</b>	
Detroit Pistons .....	1981
<b>Wetzel, John</b>	
L.A. Lakers .....	1968
Phoenix Suns .....	1971-72
Atlanta Hawks .....	1973-75
Phoenix Suns .....	1976
<b>Young, Perry</b>	
Chicago Bulls .....	1987
Portland Trail Blazers .....	1987

**Wake Forest (28)**

<b>Aminu, Al-Farouq</b>	
L.A. Clippers .....	2011
New Orleans Pelicans .....	2012-14

**Bogues, Tyrone (Muggsy)**

Washington Bullets .....	1988
Charlotte Hornets .....	1989-98
Golden State Warriors .....	1998-99
Toronto Raptors .....	2000-01
<b>Budd, David</b>	
New York Knicks .....	1961-65
<b>Chappell, Len</b>	
Syracuse Nationals .....	1963
Philadelphia 76ers .....	1964
New York Knicks .....	1964-66
Chicago Bulls .....	1967
Cincinnati Royals .....	1967-68
Detroit Pistons .....	1968
Milwaukee Bucks .....	1969-70
Cleveland Cavaliers .....	1971
Atlanta Hawks .....	1971
Dallas Chaparrals .....	1972

**Childress, Randolph**

Portland Trail Blazers .....	1995-97
Detroit Pistons .....	1996-97

**Davis, Charlie**

Cleveland Cavaliers .....	1972-73
Portland Trail Blazers .....	1973-74

**Duncan, Tim**

San Antonio Spurs .....	1998-14
-------------------------	---------

**Green, Kenny**

Washington Bullets .....	1986
Philadelphia 76ers .....	1986-87

**Hemric, Dickie**

Boston Celtics .....	1956-57
----------------------	---------

**Howard, Josh**

Dallas Mavericks .....	2004-10
Washington Wizards .....	2010-11
Utah Jazz .....	2012
Minnesota Timberwolves .....	2013

**Johnson, Frank**

Washington Bullets .....	1982-88
Houston Rockets .....	1989
Phoenix Suns .....	1993-94

**Johnson, James**

Chicago Bulls .....	2010-11
Toronto Raptors .....	2011-12
Sacramento Kings .....	2013
Memphis Grizzlies .....	2014

**Johnstone, Jim**

San Antonio Spurs .....	1983
Detroit Pistons .....	1983

**King, Chris**

Seattle Superonics .....	1994-95
Vancouver Grizzlies .....	1996
Utah Jazz .....	1999

**LaRue, Rusty**

Chicago Bulls .....	1998-00
Utah Jazz .....	2002
Golden State Warriors .....	2004

**Long, Paul**

Detroit Pistons .....	1968
Kentucky Colonels .....	1969
Detroit Pistons .....	1970
Buffalo Braves .....	1971

**McGregor, Gil**

Cincinnati Royals .....	1972
-------------------------	------

**Morgan, Guy**

Indiana Pacers .....	1983
----------------------	------

**Paul, Chris**

New Orleans Hornets .....	2006-11
L.A. Clippers .....	2012-14

**Rogers, Rodney**

Denver Nuggets .....	1994-95
L.A. Clippers .....	1996-99
Phoenix Suns .....	2000-02
Boston Celtics .....	2002
New Jersey Nets .....	2003-04
New Orleans Hornets .....	2005
Philadelphia 76ers .....	2005

**Rudd, Delaney**

Utah Jazz .....	1990-93
-----------------	---------

**Smith, Ishmael**

Houston Rockets .....	2011
Memphis Grizzlies .....	2011
Golden State Warriors .....	2012
Memphis Grizzlies .....	2012

Milwaukee Bucks .....	2013
Phoenix Suns .....	2014

**Songaila, Darius**

Sacramento Kings .....	2004-05
Chicago Bulls .....	2006
Washington Wizards .....	2007-09
New Orleans Hornets .....	2010
Philadelphia 76ers .....	2011

**Teague, Jeff**

Atlanta Hawks .....	2010-14
---------------------	---------

**Tucker, Anthony**

Washington Bullets .....	1995
--------------------------	------

**Watts, Ron**

Boston Celtics .....	1966-67
----------------------	---------

**Woollard, Bob**

Miami Floridians .....	1970
------------------------	------

**Young, Danny**

Seattle Superonics .....	1985-88
Portland Trail Blazers .....	1989-92
L.A. Clippers .....	1992
Detroit Pistons .....	1993
Milwaukee Bucks .....	1995

## National Basketball Association (ABA)

### NBA Player of the Year

1957	Bob Cousy	Boston
1969	Wes Unseld	Washington
1973	Dave Cowens	Boston
1975	Bob McAdoo	Buffalo
1989	Michael Jordan	Chicago
1991	Michael Jordan	Chicago
1992	Michael Jordan	Chicago
1996	Michael Jordan	Chicago
1998	Michael Jordan	Chicago
2002	Tim Duncan	San Antonio
2003	Tim Duncan	San Antonio

### NBA Rookie of the Year

1966	Rick Barry	San Francisco
1967	Dave Bing	Syracuse
1969	Wes Unseld	Washington
1971	Dave Cowens	Boston
1973	Bob McAdoo	Buffalo
1977	Adrian Dantley	Buffalo
1978	Walter Davis	Phoenix
1979	Phil Ford	Kansas City
1982	Buck Williams	New Jersey
1984	Ralph Sampson	Houston
1985	Michael Jordan	Chicago
1991	Derrick Coleman	New Jersey
1995	Grant Hill	Detroit
1998	Tim Duncan	San Antonio
1999	Vince Carter	Toronto
2000	Elton Brand	Chicago
2000	Steve Francis	Houston
2006	Chris Paul	New Orleans
2012	Kyrie Irving	Cleveland
2014	Michael-Carter Williams	Phil.

### Defensive Player of the Year

1988	Michael Jordan	Chicago
------	----------------	---------

### NBA Sixth Man Award

1983	Bobby Jones	Philadelphia
1994	Dell Curry	Charlotte
2000	Rodney Rogers	Phoenix
2004	Antawn Jamison	Dallas

### NBA Coach of the Year

1969	Gene Shue	Baltimore
1982	Gene Shue	Washington
1988	Doug Moe	Denver
2001	Larry Brown	Philadelphia
2002	Rick Carlisle	Detroit
2013	George Karl	Denver

### NBA Sportsmanship Award

2005	Grant Hill	Orlando
2006	Elton Brand	LA Clippers
2007	Luol Deng	Chicago
2008	Grant Hill	Phoenix
2010	Grant Hill	Phoenix

### All-NBA First Team

1947	Bones McKinney	Wash.
1960	Gene Shue	Detroit
1966	Rick Barry	San Francisco
1967	Rick Barry	San Francisco
1968	Dave Bing	Detroit
1969	Billy Cunningham	Philadelphia
1970	Billy Cunningham	Philadelphia
1971	Billy Cunningham	Philadelphia
1971	Dave Bing	Detroit
1975	Bob McAdoo	Buffalo
1975	Rick Barry	Golden State
1976	Rick Barry	Golden State
1978	David Thompson	Denver
1987	Michael Jordan	Chicago
1988	Michael Jordan	Chicago

1989	Michael Jordan	Chicago
1990	Michael Jordan	Chicago
1991	Michael Jordan	Chicago
1992	Michael Jordan	Chicago
1993	Michael Jordan	Chicago
1993	Mark Price	Cleveland
1996	Michael Jordan	Chicago
1997	Michael Jordan	Chicago
1998	Michael Jordan	Chicago
1998	Tim Duncan	San Antonio
1999	Tim Duncan	San Antonio
2000	Tim Duncan	San Antonio
2001	Tim Duncan	San Antonio
2002	Tim Duncan	San Antonio
2003	Tim Duncan	San Antonio
2004	Tim Duncan	San Antonio
2005	Tim Duncan	San Antonio
2007	Tim Duncan	San Antonio
2008	Chris Paul	New Orleans
2012	Chris Paul	L.A. Clippers
2013	Chris Paul	L.A. Clippers
2013	Tim Duncan	San Antonio
2014	Chris Paul	L.A. Clippers

### All-NBA Second Team

1949	Bones McKinney	Wash.
1961	Gene Shue	Detroit
1972	Billy Cunningham	Philadelphia
1973	Rick Barry	Golden State
1973	Dave Cowens	Boston
1974	Bob McAdoo	Buffalo
1975	Dave Cowens	Boston
1976	Dave Cowens	Boston
1978	Walter Davis	Phoenix
1979	Walter Davis	Phoenix
1979	Phil Ford	Kansas City
1981	Adrian Dantley	Utah
1983	Buck Williams	New Jersey
1985	Ralph Sampson	Houston
1996	Grant Hill	Detroit
1997	Grant Hill	Detroit
1998	Grant Hill	Detroit
1999	Grant Hill	Detroit
2000	Grant Hill	Detroit
2001	Vince Carter	Toronto
2004	Sam Cassell	Minnesota
2006	Elton Brand	L.A. Clippers
2006	Tim Duncan	San Antonio
2007	Chris Bosh	Toronto
2008	Tim Duncan	San Antonio
2009	Tim Duncan	San Antonio
2009	Chris Paul	New Orleans
2010	Carmelo Anthony	NY Knicks
2013	Carmelo Anthony	NY Knicks

### All-NBA Third Team

1989	Mark Price	Cleveland
1990	James Worthy	L.A. Lakers
1991	James Worthy	L.A. Lakers
1992	Mark Price	Cleveland
1992	Brad Daugherty	Cleveland
1994	Mark Price	Cleveland
1993	Derrick Coleman	New Jersey
1994	Derrick Coleman	New Jersey
2000	Vince Carter	Toronto
2006	Carmelo Anthony	Denver
2008	Carlos Boozer	Utah
2011	Chris Paul	New Orleans
2012	Carmelo Anthony	NY Knicks

### NBA Finals MVP

1975	Rick Barry	San Francisco
1978	Wes Unseld	Washington
1988	James Worthy	L.A. Lakers
1991	Michael Jordan	Chicago
1992	Michael Jordan	Chicago
1993	Michael Jordan	Chicago
1996	Michael Jordan	Chicago

1997	Michael Jordan	Chicago
1998	Michael Jordan	Chicago
1999	Tim Duncan	San Antonio
2003	Tim Duncan	San Antonio
2005	Tim Duncan	San Antonio

### All-NBA Rookie - 1st Team

1964	Art Heyman	New York
1966	Billy Cunningham	Philadelphia
1966	Rick Barry	San Francisco
1967	Jack Marin	Baltimore
1967	Dave Bing	Detroit
1968	Gary Gregor	Phoenix
1971	Dave Cowens	Boston
1972	Austin Carr	Cleveland
1975	Tom Burleson	Kansas City
1976	John Shumate	Phoenix
1977	Mitch Kupchak	Washington
1977	John Lucas	Houston
1977	Adrian Dantley	Buffalo
1978	Walter Davis	Phoenix
1979	Phil Ford	Kansas City
1982	Buck Williams	New Jersey
1982	Kelly Tripuka	Detroit
1983	James Worthy	L.A. Lakers
1984	Ralph Sampson	Houston
1984	Thurl Bailey	Utah
1985	Michael Jordan	Chicago
1985	Sam Perkins	Dallas
1987	Brad Daugherty	Cleveland
1988	Kenny Smith	Sacramento
1990	Sherman Douglas	Miami
1991	Derrick Coleman	New Jersey
1992	Billy Owens	Golden St.
1993	Tom Gugliotta	Wash.
1995	Grant Hill	Detroit
1996	Joe Smith	Golden State
1996	Jerry Stackhouse	Philadelphia
1997	Stephon Marbury	Minnesota
1998	Tim Duncan	San Antonio
1999	Vince Carter	Toronto
1999	Matt Harpring	Orlando
2000	Elton Brand	Chicago
2000	Steve Francis	Houston
2002	Shane Battier	Memphis
2004	Chris Bosh	Toronto
2004	Carmelo Anthony	Denver
2005	Josh Howard	Dallas
2005	Luol Deng	Chicago
2006	Chris Paul	New Orleans
2008	Al Thornton	LA Clippers
2012	Kyrie Irving	Cleveland
2012	Iman Shumpert	NY Knicks
2013	Dion Waiters	Cleveland
2013	Harrison Barnes	Golden St.
2014	Michael-Carter Williams	Phil.
2014	Mason Plumlee	Brooklyn

### All-NBA Defensive - 2nd Team

1975	Dave Cowens	Boston
1980	Dave Cowens	Boston
1981	Dudley Bradley	Indiana
1985	Bobby Jones	Philadelphia
1988	Buck Williams	New Jersey
1992	Buck Williams	Portland
1992	Larry Nance	Cleveland
1993	Larry Nance	Cleveland
1993	Horace Grant	Chicago
1994	Horace Grant	Chicago
1995	Horace Grant	Orlando
1995	Nate McMillan	Seattle
1996	Horace Grant	Orlando
1998	Tim Duncan	San Antonio
2004	Tim Duncan	San Antonio
2006	Tim Duncan	San Antonio
2008	Chris Paul	New Orleans
2008	Al Thornton	LA Clippers
2012	Kyrie Irving	Cleveland
2012	Iman Shumpert	NY Knicks
2013	Dion Waiters	Cleveland
2013	Harrison Barnes	Golden St.
2014	Michael-Carter Williams	Phil.
2014	Mason Plumlee	Brooklyn

### All-NBA Rookie - 2nd Team

1990	J.R. Reid	Charlotte
1991	Dennis Scott	Orlando
1992	Rick Fox	Boston
1995	Eric Montross	Boston
1995	Sharonne Wright	Phil.
1996	Rasheed Wallace	Wash.
1999	Antawn Jamison	Golden St.
2003	Carlos Boozer	Cleveland
2003	Jay Williams	Chicago
2004	Josh Howard	Dallas
2006	Raymond Felton	Charlotte
2006	Marvin Williams	Atlanta
2007	Craig Smith	Minnesota
2008	Thaddeus Young	Philadelphia
2010	DuJuan Blair	San Antonio
2011	Derrick Favors	Utah
2013	Kyle Singler	Detroit
2013	Tyler Zeller	Cleveland
2014	Stephen Adams	Okl. City

2014	Gorgui Deng	Minnesota
------	-------------	-----------

### All-NBA Defensive - 1st Team

1976	Dave Cowens	Boston
1977	Bobby Jones	Denver
1978	Bobby Jones	Denver
1979	Bobby Jones	Philadelphia
1980	Bobby Jones	Philadelphia
1981	Bobby Jones	Philadelphia
1982	Bobby Jones	Philadelphia
1983	Bobby Jones	Philadelphia
1984	Bobby Jones	Philadelphia
1984	Tree Rollins	Atlanta
1988	Michael Jordan	Chicago
1989	Michael Jordan	Chicago
1989	Larry Nance	Cleveland
1990	Buck Williams	New Jersey
1990	Michael Jordan	Chicago
1991	Michael Jordan	Chicago
1991	Buck Williams	New Jersey
1992	Michael Jordan	Chicago
1993	Michael Jordan	Chicago
1996	Michael Jordan	Chicago
1998	Michael Jordan	Chicago
1999	Tim Duncan	San Antonio
2000	Tim Duncan	San Antonio
2001	Tim Duncan	San Antonio
2002	Tim Duncan	San Antonio
2003	Tim Duncan	San Antonio
2005	Tim Duncan	San Antonio
2007	Tim Duncan	San Antonio
2008	Tim Duncan	San Antonio
2009	Chris Paul	New Orleans
2012	Chris Paul	LA Clippers

### All-NBA Defensive - 2nd Team

1975	Dave Cowens	Boston
1980	Dave Cowens	Boston
1981	Dudley Bradley	Indiana
1985	Bobby Jones	Philadelphia
1988	Buck Williams	New Jersey
1992	Buck Williams	Portland
1992	Larry Nance	Cleveland
1993	Larry Nance	Cleveland
1993	Horace Grant	Chicago
1994	Horace Grant	Chicago
1995	Horace Grant	Orlando
1995	Nate McMillan	Seattle
1996	Horace Grant	Orlando
1998	Tim Duncan	San Antonio
2004	Tim Duncan	San Antonio
2006	Tim Duncan	San Antonio
2008	Chris Paul	New Orleans
2008	Chris Paul	New Orleans
2008	Shane Battier	Houston
2009	Tim Duncan	San Antonio
2009	Shane Battier	Houston
2010	Tim Duncan	San Antonio
2011	Chris Paul	New Orleans

### NBA Scoring Leaders

1967	Rick Barry, SF	35.6
1974	Bob McAdoo, Buffalo	30.6
1975	Bob McAdoo, Buffalo	34.5
1976	Bob McAdoo, Buffalo	31.1
1981	Adrian Dantley, Utah	30.7
1984	Adrian Dantley, Utah	30.6
1987	Michael Jordan, Chic.	37.1
1988	Michael Jordan, Chic.	35.0
1989	Michael Jordan, Chic.	32.5
1990	Michael Jordan, Chic.	33.6
1991	Michael Jordan, Chic.	31.5
1992	Michael Jordan, Chic.	30.1
1993	Michael Jordan, Chic.	32.6
1996	Michael Jordan, Chic.	30.4
1997	Michael Jordan, Chic.	29.6
1998	Michael Jordan, Chic.	28.7
2013	Carmelo Anthony, NY	28.7

### NBA Rebounding Leaders

1975	Wes Unseld, Wash	14.8
1986	Bill Laimbeer, Det.	13.1

### NBA Assists Leaders

2008	Chris Paul, NO	11.6
2009	Chris Paul, NO	11.0
2014	Chris Paul, LAC	10.7

### NBA Steals Leaders

1988	Michael Jordan, Chic.	3.2
1990	Michael Jordan, Chic.	2.8
1993	Michael Jordan, Chic.	2.8
1994	Nate McMillan, Seattle	3.0
2008	Chris Paul, NO	2.7
2009	Chris Paul, NO	2.8
2011	Chris Paul, NO	2.4
2012	Chris Paul, LAC	2.5
2013	Chris Paul, LAC	2.4
2014	Chris Paul, LAC	2.5

### NBA Blocked Shots Leaders

1983	"Tree" Rollins, Atl.	4.3
2002	Tim Duncan, SA	4.3

### NBA FG Percentage Leaders

1974	Bob McAdoo, Buffalo	.547
1976	Wes Unseld, Wash.	.561
1978	Bobby Jones, Phil.	.578
1991	Buck Williams, Port.	.602
1992	Buck Williams, Port.	.604

### NBA FT Percentage Leaders

1972	Jack Marin, Balt.	.894
1973	Rick Barry, GS	.902
1975	Rick Barry, GS.	.904
1976	Rick Barry, GS.	.923
1978	Rick Barry, GS	.924
1979	Rick Barry, Hou.	.947
1980	Rick Barry, Hou.	.935
1992	Mark Price, Cleve.	.947
1993	Rick Barry, Cleve.	.948
1995	Spud Webb, Sac.	.934
1997	Mark Price, Golden St.	.906

## American Basketball Association (ABA)

### ABA Player of the Year

1973	Billy Cunningham	Carolina
------	------------------	----------

### ABA Rookie of the Year

1971	Charlie Scott	Virginia
1976	David Thompson	Denver

### ABA Coach of the Year

1970	Joe Belmont	Denver
1973	Larry Brown	Carolina

### ABA Scoring Leaders

1972	Charlie Scott, Virginia	34.6
------	-------------------------	------

### ABA FG Percentage Leaders

## Scoring

## POINTS SCORED

## Game:

58 by Danny Ferry, Duke vs. Miami (Fla.), Dec. 12, 1988 (36 minutes, 23-26 FG, 2-3 3FG 10-12 FT, 7 assists)

## ACC Game:

50 by Len Chappell, Wake Forest vs. Virginia, Feb. 12, 1962 (38 minutes, 18-24 FG, 14-19 FT, 24 reb.)

## Season:

970 by Dennis Scott, Georgia Tech, 1990 (336 FGs, 161 FTs, 35 games, 27.7 ppg)

## Season - ACC Games:

473 by Walt Williams, Maryland, 1992 (473 FGs, 62 3FGs, 85 FTs, 29.6 ppg)

## Career:

2,872 by Tyler Hansbrough, North Carolina, 2006-09 (939 FGs, 12 3FGs, 982 FTs, 142 games, 20.2 ppg)

## POINTS PER GAME

## Season:

32.1 by Buzzy Wilkinson, Virginia, 1955 (898 points in 28 games, 308-740 FGs, 366-282 FTs.)

## Season - ACC Games:

32.9 by Buzzy Wilkinson, Virginia, 1955 & Len Chappell, Wake Forest, 1961 (460 points in 14)

## Career:

28.1 by Buzzy Wilkinson, Virginia, 1953-55 (2,233 points in 78 games (784 FGs, 665 FTs)

## SCORING IN DOUBLE FIGURES

## Career:

133 by Tyler Hansbrough, UNC (2006-09)  
129 by Johnny Dawkins, Duke, 1983-86

## Consecutive:

86 by Jeff Mullins, Duke 1962-64 (each of his 86 career games)

## Consecutive Games with 30 Points or More:

8 by Len Chappell, Wake Forest 1961-62

## 40-POINT GAMES

## Career:

10 by Buzzy Wilkinson, Virginia, 1954-55

## Season:

5 by Buzzy Wilkinson, Virginia, 1954 & 1955

## Rebounding

## REBOUNDS

## Game:

36 by Dickie Hemric, Wake Forest vs. Clemson, Feb. 4, 1955

## ACC Game:

36 by Dickie Hemric, Wake Forest vs. Clemson, Feb. 4, 1955

## Season:

581 by Ronnie Shavlik, NC State, 1955 (32 games, 18.1 average)

## Season - ACC Games:

239 by Tim Duncan, Wake Forest, 1997 (239 rebounds in 16 games)

## Career:

1,802 by Dickie Hemric, Wake Forest, 1952-55 (104 games, 17.3 average)

## REBOUNDS PER GAME

## Season:

19.5 by Ronnie Shavlik, NC State, 1956 (545 rebounds in 28 games)

## Season - ACC Games:

16.0 by Billy Cunningham, North Carolina, 1964 (224 rebounds in 14 games)

## Career:

17.3 by Dickie Hemric, Wake Forest, 1952-55 (1,802 rebounds, 104 games)

## Field Goals

## FIELD GOALS MADE


## Game:

27 by David Thompson, NC State vs. Buffalo, Dec. 5, 1974 (34 min, 57 points, 27-37 FGs, 17 Reb.)

## ACC Game:

19 by Lennie Rosenbluth, North Carolina vs. Clemson, March 7, 1957 (39 minutes, 45 points, 19-31 FGs)

19 by Butch Zatezalo, Clemson vs. Wake Forest, Feb. 18, 1969 (40 minutes, 46 points, 19-38 FGs, 6 Reb.)



Clemson's **Butch Zatezalo** tied a school record with a 46-point effort in a 100-84 loss at Wake Forest on Feb. 18, 1969 ... the Aliquippa, Pa., junior made of 19 of 38 from the floor against the Deacons ... Zatezalo led the ACC in scoring in 1969, averaging 25.8 points per game.

## Season:

347 by David Thompson, NC State, 1975 (635 attempts, .546 pct.)

## Career:

1,026 by Johnny Dawkins, Duke, 1983-86 (2,019 attempts, .508 pct.)

## FIELD GOAL ATTEMPTS

## Game:

44 by Buzzy Wilkinson, Virginia vs. Duke, March 4, 1954 (40 min., 42 points, 13-44, 16-22 FTs)

44 by Grady Wallace, South Carolina vs. NC State, Feb. 9, 1957 (40 min., 45 points, 19-44)

## ACC Game:

44 by Buzzy Wilkinson, Virginia vs. Duke, March 4, 1954 (40 min., 42 points, 13-44, 16-22 FTs)

44 by Grady Wallace, South Carolina vs. NC State, Feb. 9, 1957 (40 min., 45 points, 19-44 FGs)

## Season:

767 by Buzzy Wilkinson, Virginia, 1954 (288 field goals made, .375 pct., 28.4 FG attempts per game)

## Career:

2,019 by Johnny Dawkins, Duke, 1983-86 (made 1,026, .508 pct.)

## FIELD GOAL PERCENTAGE

## Game:

1.000 by Brad Daugherty, North Carolina vs. UCLA, 11-24-85 (13 of 13; most attempts)

## ACC Game:

1.000 by Scott Williams, North Carolina vs. Virginia, Jan. 13, 1990 (12 of 12, 31 points, 6 Reb.)

## Season:

.697 by Brendan Haywood, North Carolina, 2000 (191 of 274)

## Season - ACC Games:

.733 by Brendan Haywood, North Carolina, 2000 (88 of 120)

## Career:

.635 by Rasheed Wallace, North Carolina, 1994-95 (377 of 594)

## CONSECUTIVE FIELD GOALS

## Game:

13 by Brad Daugherty, North Carolina vs. UCLA, Nov. 24, 1985 (13 of 13)

## ACC Game:

12 by Scott Williams, North Carolina vs. Virginia, Jan. 13, 1990 (12 of 12)

12 by Ernie Wiggins, Wake Forest vs. NC State, Feb. 25, 1956 (12 of 13)

## Season:

20 by Alaa Abdelnaby, Duke, 1989

## 3-Point Field Goals

## THREE-POINT FIELD GOALS MADE:

## Game:

11 by Dennis Scott, Georgia Tech vs. Houston, Dec. 28, 1988 (39 points, 11 of 19)

11 by Craig Dawson, Wake Forest vs. Clemson, (2ot) Feb. 13, 2002 (38 points, 11 of 17)

## ACC Game:

11 by Craig Dawson, Wake Forest vs. Clemson, (2ot) Feb. 13, 2002 (38 points, 11 of 17)

## Season:

139 by J.J. Redick, Duke, 2006 (330 attempts, .421 pct., 36 games, 3.9 made per game)

## Season - ACC Games:

78 by Curtis Staples, Virginia, 1998 (196 attempts, .397 pct., 16 games, 4.9 made per game)

## Career:

457 by J.J. Redick, Duke, 2003-06 (1,126 attempts, .405 pct., 139 games, 3.3 made per game)

## THREE-POINT FIELD GOALS ATTEMPTED:

## Game:

22 by Walt Williams, Maryland vs. Clemson, Feb. 22, 1992 (39 min., 34 points, 6 of 22)

## ACC Game:

22 by Walt Williams, Maryland vs. Clemson, Feb. 22, 1992 (39 min., 34 points, 6 of 22)

## Season:

333 by Curtis Staples, Virginia, 1998 (130 made, .390 pct., 30 games, 11.1 attempts per game)

## Season - ACC Games:

196 by Curtis Staples, Virginia, 1998 (79 made, .397 pct., 16 games, 12.3 attempts per game)

## Career:

1,126 by J.J. Redick, Duke, 2003-06 (457 made, .405 pct, 139 games, 8.1 attempts per game)

## 3-POINT FIELD PERCENTAGE:

## Game (minimum 7):

1.000 by James Collins, Florida State (95) vs. South Florida (88), Nov. 29, 1994 (7 of 7, 29 points)

1.000 by Sam Cassell, Florida State (94) vs. Tulane (63), March 20, 1993 (7 of 7, 31 points)

## ACC Game (minimum 6):

1.000 by C.J. Harris, Wake Forest vs. Virginia Tech, March 10, 2013 (6 of 6, 29 points)

1.000 by Jason Capel, North Carolina vs. Clemson, March 9, 2001 (6 of 6, 23 points)

1.000 by Keith Gatlin, Maryland vs. Georgia Tech, March 11, 1988 (6 of 6, 25 points)

1.000 by Sam Cassell, Florida State vs. Clemson, Jan. 20, 1993 (6 of 6, 27 points)

## Season:

.557 by Christian Laettner, Duke, 1992 (54 of 97)

## Season - ACC Games:

.625 by Christian Laettner, Duke, 1992 (30 of 48)

## Career:

.440 by Jack McClinton, Miami 2007-09 (286 of 650)

## Consecutive 3-Point Field Goals Made:

12 by Raymond Felton, North Carolina, 2005

## THREE-POINT FIELD GOALS - 1983 (17'9")

## Game:

1.000 by Marc Campbell, Clemson vs. Maryland, Feb. 19, 1983 (7 of 7)

1.000 by Marc Campbell, Clemson vs. Virginia, Feb. 23, 1983 (7 of 7), 1983

## Season - Made:

47 by Mark Price, Georgia Tech (attempted 118, .398 pct.), 1983

## Season - Attempted:

118 by Mark Price, Georgia Tech (made 47, .398 pct.), 1983

## Season Percentage:



## Free Throws

## FREE THROWS MADE

## Game:

21 by Grady Wallace, South Carolina vs. Duke, Feb. 23, 1957 (23 attempts, 43 points)  
21 by York Larese, North Carolina vs. Duke, Dec. 29, 1959 (21 attempts, 37 points)

## ACC Game:

21 by Grady Wallace, South Carolina vs. Duke, Feb. 23, 1957 (23 attempts, 43 points)  
21 by York Larese, North Carolina vs. Duke, Dec. 29, 1959 (21 attempts, 37 points)

## Season:

304 by Tyler Hansbrough, North Carolina, 2008 (377 attempts, .806 pct., 11.2 made per game)

## Career:

982 by Tyler Hansbrough, North Carolina, 2009 (1,241 attempts, .791 pct., 6.9 made per game)

## FREE THROWS ATTEMPTED

## Game:

26 by Ronnie Shavlik, NC State vs. Villanova, Jan. 29, 1955 (made 17, 49 points)  
26 by Dickie Hemric, Wake Forest vs. Duke, Feb. 19, 1955 (made 20, 43 points)

## ACC Game:

26 by Dickie Hemric, Wake Forest vs. Duke, Feb. 19, 1955 (made 20, 43 points)

## Season:

403 by Dickie Hemric, Wake Forest, 1955 (made 302, .749 pct., 14.9 attempts per game)

## Career:

1,359 by Dickie Hemric, Wake Forest, 1952-1955 (made 905, .666 pct., 13.1 attempts per game)

## FREE THROW PERCENTAGE

## Game:

21 of 21 by York Larese, North Carolina vs. Duke, Dec. 29, 1959 (37 points)

## Season:

.953 by J.J. Redick, Duke, 2004 (143 of 150)

## Career:

.912 by J.J. Redick, Duke, 2003-06 (662 of 726)

## CONSECUTIVE FREE THROWS

## Game:

21 by York Larese, North Carolina vs. Duke, Dec. 29, 1959 (21 of 21, 37 points)

## Season:

66 by Scott Wood, NC State, 2011-12

## Assists

## ASSISTS

## Game:

20 by Chris Corchiani, NC State vs. Maryland, Feb. 27, 1991 (36 minutes, 8 pts., 6 TOs)  
20 by Grayson Marshall, Clemson vs. Maryland-Eastern Shore, Feb. 25, 1985 (35 minutes, 6 pts., 6 TOs)

## ACC Game:

20 by Chris Corchiani, NC State vs. Maryland, Feb. 27, 1991 (36 min., 8 pts., 6 TOs)

## Season:

351 by Kendall Marshall, North Carolina, 2012 (9.8 assists per game, 2.48:1 assists/turnover ratio)

## Career:

1,076 by Bobby Hurley, Duke, 1990-93 (7.7 assists per game, 2.01:1 assists/turnover ratio)

## ASSISTS PER GAME

## Season:

9.8 by Kendall Marshall, North Carolina, 2012 (351 assists, 36 games; 2.48:1 assists/turnover ratio)

## Career:

8.4 by Chris Corchiani, NC State, 1988-91 (1,038 assists, 124 games; 2.60:1 assists/turnover ratio)

## ASSISTS TO TURNOVER RATIO

## Season:

4.11-to-1 by James Robinson, Pittsburgh, 2014 (36 games, 148 assists, 36 turnovers, 4.1 per game)

## Career:

3.01:1 by Kendall Marshall, North Carolina, 2011-12 (581 assists, 193 turnovers)

## Blocked Shots

## BLOCKED SHOTS

## Game:

13 by Sean Williams, Boston College vs. Duquesne, Dec. 28, 2006 (45 min., 19 pts., 10 rebs.)  
13 by Anthony King, Miami vs. Florida Atlantic, Nov. 29 2004 (30 min., 11 pts., 10 rebs.)

## ACC Game:

11 by Tyrelle Blair, Boston College vs. Maryland, Dec. 9, 2007 (31 minutes, 6 rebs., 10 points.)

## Season:

157 by Ralph Sampson, Virginia, 1980 (34 games, 4.6 blocks per game)

## Season - ACC Games:

68 by Sharone Wright, Clemson, 1993 (16 games, 4.3 blocks per game)  
68 by Shelden Williams, Duke, 2006 (16 games, 4.3 blocks per game)

## Career:

462 by Ralph Sampson, Virginia, 1980-83 (132 games, 3.5 blocks per game)

## BLOCKED SHOTS PER GAME

## Season:

5.1 by Cedric Lewis, Maryland, 1991 (143 blocks in 28 games)

## Season - ACC Games:

4.4 by Cedric Lewis, Maryland, 1991 (62 blocks in 14 games)

## Career:

4.1 by Tree Rollins, Clemson, 1974-77 (450 blocks in 110 games)

## Steals

## STEALS

## Game:

11 by Kenny Dennard, Duke vs. Maryland, Feb. 2, 1979 (32 min., 13 pts., 5 rebs.)

## ACC Game:

11 by Kenny Dennard, Duke vs. Maryland, Feb. 2, 1979 (32 min., 13 pts., 5 rebs.)

## Season:

110 by Johnny Rhodes, Maryland, 1996 (30 games, 3.7 steals per game)

## Season - ACC Games:

53 by Johnny Rhodes, Maryland, 1996 (16 games, 3.3 steals per game)

## Career:

344 by Johnny Rhodes, Maryland, 1993-96 (122 games)

## STEALS PER GAME

## Season:

3.7 by Johnny Rhodes, Maryland, 1996 (110 in 37 games)

## Season - ACC Games:

3.3 by Johnny Rhodes, Maryland, 1996 (53 steals in 16 games)

## Career:

2.8 by Johnny Rhodes, Maryland, 1996 (344 in 122 games)

## Miscellaneous

## GAMES PLAYED

## Season:

40 by Mark Alarie, Tommy Amaker, Johnny Dawkins, Danny Ferry, Billy King, Duke 1986. by Jon Scheyer, Kyle Singler, Brian Zoubek, Lance Thomas, Miles Plumlee, Duke 2010.

## Career:

152 by Deon Thompson, North Carolina, 2007-10

## MINUTES PLAYED

## Season:

1,368 by Dennis Scott, Georgia Tech, 1990 (35 games, 39.1 minutes per game)

## Per Game:

39.1 by Dennis Scott, Georgia Tech, 1990 (1,368 minutes, 35 games)

## Career:

4,887 by Kyle Singler, Duke, 2008-11 (147 games, 33.2 minutes per game)

## PERSONAL FOULS

## Season:

138 by Brian Zoubek, Duke, 2010 (40 games)

## Fouls Per Game - Season:

4.23 by Lee Collins, South Carolina, 1954 (110 fouls in 26 games)

## Career:

443 Scott Williams, North Carolina, 1987-90 (138 games)

## Fouls Per Game - Career:

4.04 by Lee Collins, South Carolina, 1954-56 (307 in 76 games)

## GAMES DISQUALIFIED:

## Season:

14 by Willie Hodge, Duke, 1976 (27 games, 106 fouls)

## Career:

35 by Lee Collins, South Carolina, 1954-56 (307 in 76 games)

## Most Games Played Never Fouling Out:

138 by Ed Cota, North Carolina, 1997-2000

## Scoring

**Points:**

144 by NC State vs. Georgia Southern (100), Dec. 4, 1972; by NC State vs. Buffalo State (88), Dec. 5, 1974

**ACC Game:**

136 by Duke vs. Virginia (72), Feb. 11, 1965.

**Points by Losing Team:**

115 by Wake Forest vs. Clemson (118) 2ot, Feb. 13, 2002.

114 by North Carolina vs. Wake Forest (119) 3ot, Dec. 20, 2003.

112 by Georgia Tech vs. Wake Forest (114) 2 ot, March 8, 2007.

**Points by Losing Team ACC Game:**

115 by Wake Forest vs. Clemson (118) 2ot, Feb. 13, 2002.

**Most Points Two Teams:**

244 by NC State (144) vs. Georgia Southern (100), Dec. 4, 1972

**Most Points Two ACC Teams:**

234 by Maryland (124) vs. NC State (110), Dec. 20, 1978.

233 by Clemson (118) vs. Wake Forest (115) 2ot, Feb. 13, 2002.

233 by North Carolina (114) vs. Wake Forest (119) 3ot, Dec. 20, 2003.

**Most Points One Half:**

85 by Maryland (138) vs. Morgan State (72), Dec. 23, 1994 (53 1st half, 85 2nd half)

**Most Points One Half ACC Game:**

74 by NC State (130) vs. Wake Forest (89), March 5, 1983 (56 1st half, 74 2nd half)

**Most Points One Half - Two Teams:**

145 by Maryland (77) vs. NC State (68), Dec. 20, 1978

**Fewest Points Scored:**

10 by Duke vs. NC State (12), March 8, 1968

**Fewest Points Two Teams:**

22 by Duke (10) vs. NC State (12), March 8, 1968

**Fewest Points Allowed One Half:**

0 by Duke (47) vs. North Carolina (40), Feb. 24, 1970 (Duke led 7-0 at the half)

**Longest Time Holding Opponent Scoreless:**

20:48 by Duke (47) vs. North Carolina (40), Feb. 24, 1970 (UNC first points at 19:12 of 2nd half)

**Widest Margin of Victory:**

84 by North Carolina (129) vs. Manhattan (45), Dec. 6, 1986

**Widest Margin of Victory ACC Game:**

64 by Duke (136) vs. Virginia (72), Feb. 11, 1965

## Field Goals

**Field Goals Made:**

68 by NC State (144) vs. Buffalo State (88), Dec. 5, 1974 (112 attempted, .607 pct.)

**Field Goals Made ACC Game:**

55 by Duke (136) vs. Virginia (72), Feb. 11, 1965 (93 attempted, .591 pct.)

**Most Field Goals Attempted:**

119 by NC State (119) vs. Clemson (85), Feb. 5, 1955 (52 made, .437 pct.)

**Most Field Goals Attempted ACC Game:**

119 by NC State (119) vs. Clemson (85), Feb. 5, 1955 (52 made, .437 pct.)

**Fewest Field Goals Made:**

2 by Duke (10) vs. NC State (12), March 8, 1968 (11 attempted, .182 pct%)

**Fewest Field Goals Made ACC Game:**

2 by Duke (10) vs. NC State (12), March 8, 1968 (11 attempted, .182 pct%)

**Fewest Field Goals Attempted:**

11 by Duke (10) vs. NC State (12), March 8, 1968 (2 made, .182 pct.)

**Highest Field Goal Percentage:**

.833 by Maryland (31) vs. South Carolina (30), Jan. 9, 1971 (15 of 18)

**Lowest Field Goal Percentage:**

.182 by Duke (10) vs. NC State (12), (2 of 11)

**Lowest Field Goal Percentage Two Teams:**

.250 by Duke (10) vs. NC State (12), (6 of 24, Duke 224 attempts, .667)-11, NC State 4-13)

**Highest Field Goal Percentage, Half:**

.941 by North Carolina (76) vs. Virginia (61), Jan. 7, 1978 (16 of 17, 2nd half)

## 3-Point Field Goals

**3-Point Field Goals Made:**

**19'9"**: 20 by Florida State (95) vs. Maine (55), Dec. 8, 2007 (35 attempts, .571 pct.)

**20'9"**: 16 by Florida State (85) vs. Maryland (61), Jan. 12, 2014 (24 attempts, .667 pct.)

16 by North Carolina (108) vs. Maryland (91), Feb. 3, 2009 (25 attempts, .640 pct.)

**3-Point Field Goals Attempted:**

43 by Wake Forest (73) vs. North Carolina (79), Jan. 31, 1998 (18 made, .419 pct.)

**20'9"**: 39 by Duke (78) vs. Miami (75) OT, Feb. 7, 2009 (12 made, .308%)

**3-Point Field Goal Percentage**

**17'9"**: 1.000 by Virginia (96) vs. Georgia Tech (67), March 12, 1983 (5 of 5)

**19'9"**: .909 by Duke (101) vs. Clemson (63), Feb. 1, 1988 (10 of 11)

**20'9" (10 or more made)**: .733 by North Carolina (105) vs. Wake Forest (72), Feb. 22, 2014 (11 of 15)

**20'9" (1 or more made)**: .750 by Duke (89) vs. Syracuse (91) ot, Feb. 1, 2014 (3 of 4)

## Free Throws

**Free Throws Made:**

47 by NC State (89) vs. Penn State (74), Dec. 19, 1954 (59 attempted, .797 pct.)

**Free Throws Made ACC Game:**

43 by North Carolina (83) vs. NC State (57), Jan. 15, 1957 (56 attempted, .767 pct.)

**Free Throws Attempted:**

67 by Maryland (138) vs. Morgan State (72). Dec. 23, 1994 (41 made, .612 pct.)

**Free Throws Attempted ACC Game:**

59 by North Carolina (88) vs. Clemson (79), Jan. 28, 1998 (41 made, .695 pct.)

**Fewest Free Throws Made:**

0 by Maryland (60) vs. Wake Forest (62), Feb. 28, 1973 (1 attempted); by Maryland (70) vs. Duke (81), Feb. 18, 1978 (1 attempted); by Georgia Tech (46) vs. Duke (47), Feb. 3, 1982 (7 attempted); by Wake Forest (45) vs. Virginia (59), Feb. 25, 1987 (1 attempted).

**Fewest Free Throws Attempted:**

0 by Maryland (67) vs. Abilene Christian (44), Nov. 13, 2013.

**Highest Free Throw Percentage (most attempts):**

1.000 by Wake Forest (95) vs. North Carolina (82), Jan. 15, 2005 (32 of 32).

**Lowest Free Throw Percentage (most attempts):**

.000 by Georgia Tech (46) vs. Duke (47), Feb. 3, 1982 (0 of 7).

## Rebounds

**Rebounds:**

92 by NC State (95) vs. South Carolina (68), Feb. 11, 1956 (+49 margin)

**Rebound Margin**

49 by NC State (95) vs. South Carolina (68), Feb. 11, 1956 (92 to 43)

**Fewest Rebounds:**

9 by North Carolina (20) vs. Duke (21), March 4, 1966

**Fewest Rebounds Two Teams:**

23 by Duke (10) vs. NC State (12), March 8, 1968 (Duke 14, NC State 9)

## Assists

**Assists:**

41 by North Carolina (129) vs. Manhattan (45), Dec. 27, 1985; 36 by Clemson (109) vs. Bowling Green (91), Nov. 27, 1981; by Clemson (124) vs. West Virginia Tech (70), Dec. 16, 1980

**Assists ACC Game:**

35 by NC State (130) vs. Wake Forest (89), March 5, 1983

## Blocked Shots

**Blocked Shots:**

18 by Boston College (93) vs. Duquesne (98), ot, Dec. 28, 2006; North Carolina (89) vs. Stanford (55), Dec. 20, 1985; by Duke (88) vs. Illinois-Chicago (55), Dec. 14, 2004.

**Blocked Shots ACC Game:**

17 by Duke (115) vs. Virginia (69), Jan. 10, 1999

## Steals

**Most Steals:**

26 by NC State (96) vs. Clemson (68), Jan. 12, 1974 (Clemson had 38 turnovers)

## Turnovers

**Most Turnovers:**

38 by Clemson (68) vs. NC State (94), Jan. 12, 1974 (NC State had 24 steals)

**Fewest Turnovers:**

1 by NC State (12), Duke (10), March 8, 1968

**Fewest Turnovers Two Teams:**

5 by NC State (12), Duke (10), March 8, 1968 (NC State 1, Duke 4)

**Most Turnovers by Opponent:**

47 by Clemson (103) vs. Appalachian State (57), Dec. 7, 1974

## Personal Fouls

**Personal Fouls:**

41 by Clemson (79) vs. North Carolina (88), Jan. 28, 1998 (6 players disqualified)

**Players Disqualified:**

6 by Clemson (79) vs. North Carolina (88), Jan. 28, 1998 (41 fouls)

## Overtime

**Overtime Periods**

4 by NC State (110) vs. Wake Forest (103), March 4, 1989; by NC State (78) vs. Canisius (79), March 6, 1956; by North Carolina (113) vs. Tulane (106), Feb. 14, 1976

**Total Points - One Overtime Period**

24 by Clemson (95) vs. Georgia Tech (78), Feb. 5, 1992

## Scoring

### Most Points Scored:

3,581 by Duke, 1999 (39 games, 91.8 per game average)

### Highest Scoring Average:

92.9 by NC State, 1973 (2,509 points in 27 games)

### Scoring Margin:

24.7 by Duke, 1999 (91.8 to 67.1 in 39 games)

### Most Games at Least 100 Points:

10 by NC State, 1973

### Consecutive Games at Least 100 Points:

5 by Clemson, 1977

### Fewest Points Scored:

1,127 by NC State, 1973 (19 games)

### Lowest Defense Scoring Average:

49.1 by NC State, 1982 (1,570 in 32 games)

### Highest Opponent Scoring Average:

95.0 vs. Clemson, 1955 (2,186 in 23)

## Field Goals

### Most Field Goals Made:

1,250 by North Carolina, 2008 (2,564 attempts, .488 pct.)

### Most Field Goals Attempted:

2,677 by NC State, 1955 (32 games, 81.2 per game)

### Highest Field Goal Percentage:

.559 by North Carolina, 1986 (1,197 of 2,140)

### Lowest Field Goal Percentage:

.349 by NC State, 1954 (999 of 2,864)

### Field Goals Made Per Game:

37.3 by NC State, 1974 (1,157 field goals, 32 games)

### Field Goal Attempts Per Game:

83.0 by NC State, 1955 (2,656 attempts, 32 games)

## 3-Point Field Goals

### Most 3-Point Field Goals Made:

407 by Duke, 2001 (1,047 attempted, .385 pct.)

### Most 3-Point Field Goals Attempted:

1,057 by Duke, 2001 (407 made, .385 pct.)

### Highest 3-Point Field Goal Percentage:

.448 by Clemson, 1987 (203 of 453)

### Lowest 3-Point Field Goal Percentage:

.283 by Maryland, 1989 (88 of 311)

### Fewest 3-Point Field Goals Made Per Game:

1.4 by Virginia, 1977 (43 of 130, 31 games)

### Fewest 3-Point Field Goals Attempts Per Game:

4.2 by Virginia, 1977 (43 of 130, 31 games)

### Most 3-Point Field Goals Made Per Game:

10.4 by Duke, 2001 (407 made in 39 games)

### Most 3-Point Field Goals Attempts Per Game:

26.8 by Duke, 2001 (1,047 attempted in 39 games)

## Free Throws

### Most Free Throws Made:

888 by Duke, 1990 (1,165 attempts)

### Most Free Throws Attempted:

1,167 by North Carolina, 1957 (817 made)

### Highest Free Throw Percentage:

.799 by NC State, 2004 (481 of 602)

### Lowest Free Throw Percentage:

.578 by Clemson, 2007 (354 of 612)

### Consecutive Free Throws Made:

50 by Wake Forest, 2005, Jan. 15 & Jan. 18, 2005

### Free Throws Made Per Game:

26.3 by Wake Forest, 1954 (709 of 938, 27 games)

### Free Throws Attempted Per Game:

36.5 by NC State, 1954 (809 of 1,277, 35 games)

## Rebounds

### Rebound Margin:

+19.3 by NC State, 1955 (58.3 to 39.0)

### Rebounds Per Game:

59.4 by NC State, 1956 (1,663 rebounds in 28 games)

### Rebounds:

1,735 by NC State, 1954 (35 games, 49.6 per game)

## Assists

### Most Assists:

855 by North Carolina, 1973 (33 games, 25.9 per game)

### Assists Per Game:

25.9 by North Carolina, 1973 (855 assists in 33 games)

## Blocked Shots

### Most Blocked Shots:

245 by Duke, 1999 (39 games)

### Blocked Shots Per Game:

6.7 by Maryland, 2004 (235 in 32).

## Steals

### Most Steals:

432 by Maryland, 1999 (34 games)

### Steals Per Game:

12.7 by Maryland, 1999 (432 steals, 34 games)

## Personal Fouls

### Most Personal Fouls:

767 by Duke, 1986 (40 games)

### Fewest Personal Fouls:

337 by South Carolina, 1970 (28 games)

### Players Disqualified:

42 by Duke, 1976 (615 fouls, 27 games)

### Fewest Players Disqualified:

1 by Virginia, 2014 (594 fouls, 37 games);

### Opponents Disqualified:

44 vs. Virginia, 1976 (309 fouls, 30 games)

## Overall Games Won

Duke	1999	37-2
Duke	1986	37-3
North Carolina	2008	36-3
Duke	2001	35-4
Duke	2010	35-5
Duke	1992	34-2
North Carolina	2009	34-4
North Carolina	1993	34-4
North Carolina	1998	34-4
North Carolina	2005	33-4

## ACC Games Won

Duke	1999	16-0
Virginia	2014	16-2
Maryland	2002	15-1
Duke	2000	15-1
Miami	2013	15-3
North Carolina	1987	14-0
North Carolina	1984	14-0
Duke	1963	14-0
North Carolina	1957	14-0
North Carolina	2012	14-2
North Carolina	2011	14-2
North Carolina	2008	14-2
Duke	2006	14-2
North Carolina	2005	14-2
North Carolina	1993	14-2
Duke	1992	14-2
Duke	2013	14-4

## Perfect Season - All Games

North Carolina	1957	32-0
NC State	1973	27-0

## Perfect Season - ACC Games

Duke	1999	16-0
North Carolina	1987	14-0
North Carolina	1984	14-0
Duke	1963	14-0
North Carolina	1957	14-0
NC State	1973	12-0
NC State	1974	12-0

## Consecutive Games Won - All Games

North Carolina	1957 & 1958	37
NC State	1974 & 1975	36
Duke	1999	32
NC State	1973 & 1974	29
Virginia	1980 & 1981	28
Duke	1992 & 1993	23
Duke	1991 & 1992	23
NC State	1955 & 1956	23
Duke	2001 & 2002	22
North Carolina	1984	21
Duke	1986	21
North Carolina	1986	21
Duke	1963	20
North Carolina	1968	20

## Consecutive ACC Regular Season Wins

Duke	1998, 1999, 2000	31
NC State	1972, 1973, 1974, 1975	27
Duke	1962, 1963, 1964	26
North Carolina	1956, 1957, 1958	19
Wake Forest	1962 & 1963	16
Duke	2006	14
Maryland	2002 & 2003	14

## Consecutive ACC Regular Season Defeats

Clemson	1954, 1955, 1956	26
Wake Forest	1985, 1986, 1987	22
Georgia Tech	1980 & 1981	16
Virginia	1960 & 1961	16
Clemson	1956 & 1957	15



**Points Scored**

58	Danny Ferry, Duke at Miami	12-10-88
57	David Thompson, NC State vs. Buffalo State	12-5-74
56	John Roche, South Carolina vs. Furman	2-5-71
55	Ronnie Shavlik, NC State vs. William & Mary	12-6-55
54	Grady Wallace, South Carolina vs. Georgia	12-21-56
51	Charlie Davis, Wake Forest vs. American	2-15-69
51	Barry Parkhill, Virginia vs. Baldwin-Wallace	12-12-71
50	Len Chappell, Wake Forest vs. Virginia	2-12-62
50	Kenny Anderson, Georgia Tech vs. Loyola Marymount	12-22-90
49	Dickie Hemric, Wake Forest vs. Virginia	12-11-54
49	Ronnie Shavlik, NC State at Villanova	1-1-55
49	Bob Lewis, North Carolina vs. Florida State	12-16-65
48	Buzzy Wilkinson, Virginia vs. Hampden-Sydney	12-1-54
48	Billy Cunningham, North Carolina vs. Tulane	12-10-64
48	Rodney Monroe, NC State vs. Georgia Tech	1-13-91
47	Lennie Rosenbluth, North Carolina vs. Furman	12-3-56
46	Tyrese Rice, Boston College vs. North Carolina	3-1-08
46	Bill Yarborough, Clemson vs. South Carolina	1-18-55
46	Butch Zatezalo, Clemson vs. Wake Forest	2-18-69
45	Lennie Rosenbluth, North Carolina at Clemson	1-14-56
45	Lennie Rosenbluth, North Carolina vs. William & Mary	2-7-56
45	Grady Wallace, South Carolina at NC State	2-9-57
45	Lennie Rosenbluth, North Carolina vs. Clemson <sup>1</sup>	3-7-57
45	Al Thornton, Florida State vs. Miami	3-3-07

**Field Goals Made**

27	David Thompson, NC State vs. Buffalo State (37 att.)	12-5-74
23	Danny Ferry, Duke at Miami (26 att.)	12-10-88
22	Ronnie Shavlik, NC State vs. William & Mary	12-1-54
21	Billy Cunningham, North Carolina vs. Tulane	12-10-64
21	John Roche, South Carolina vs. Furman (34 att.)	2-4-71
20	Lennie Rosenbluth, North Carolina vs. Furman	12-4-56
20	Grady Wallace, South Carolina vs. Georgia	12-21-56
19	Lennie Rosenbluth, North Carolina vs. Clemson (31 att.)	3-7-57
19	Tony Laquintano, Virginia vs. West Virginia <sup>2</sup>	12-17-60
19	Jeff Mullins, Duke vs. Villanova (28 att)	3-13-64
19	Jim Connelly, Virginia at William & Mary	12-1-65
19	Charlie Davis, Wake Forest vs. American	2-15-69
19	Butch Zatezalo, Clemson at Wake Forest (38 att)	2-18-69
19	Barry Parkhill, Virginia vs. Baldwin-Wallace	12-11-71
19	David Thompson, NC State vs. Davidson <sup>2</sup> (32 att)	12-21-74

**Field Goals Attempted**

44	Buzzy Wilkinson, Virginia vs. Duke <sup>1</sup> (13 made)	3-4-54
42	Bill Yarborough, Clemson vs. NC State <sup>1</sup> (15 made)	3-3-55
42	Lennie Rosenbluth, N. Carolina vs. Michigan State <sup>17</sup> (11 made)	3-22-57
40	Grady Wallace, South Carolina vs. Duke <sup>1</sup> (13 made)	3-3-55
38	Butch Zatezalo, Clemson at Wake Forest (19 made)	2-18-69
37	Butch Zatezalo, Clemson vs. Furman (11 made)	1-4-68
37	David Thompson, NC State vs. Buffalo St. (27 made)	12-5-74
37	Rodney Monroe, NC State vs. Georgia Tech	1-13-91
36	Ronnie Shavlik, NC State at Villanova	1-2-54
34	John Roche, South Carolina vs. Furman (21 made)	2-4-71

**Field Goal Percentage** (Minimum 10 made)

13-13	Brad Daugherty, North Carolina vs. UCLA	11-24-85
12-12	Corey Raji, Boston College vs. Maine	12-23-08
12-12	Scott Williams, North Carolina vs. Virginia	1-13-90
12-12	J.J. Hickson, NC State vs. William & Mary	11-15-07
11-11	Carlos Boozer, Duke at Portland	12-19-00
10-10	Mike Gminski, Duke vs. Johns Hopkins	11-30-76
10-10	Doug Edwards, Florida State vs. UNC-Asheville	1-2-92
10-10	Matt Geiger, Ga. Tech vs. Clemson	3-8-92
10-10	Christian Laettner, Duke vs. Kentucky <sup>2</sup>	3-28-92
10-10	Jeff McInnis North Carolina vs. Cincinnati <sup>2</sup>	12-3-94
10-10	Lonny Baxter, Maryland vs. North Texas	12-23-98

**Three-Point Field Goals Made**

11	Dennis Scott, Georgia Tech vs. Houston (19 att) <sup>2</sup>	12-28-88
11	Craig Dawson, Wake Forest at Clemson (17 att)	2-13-02
9	Trevor Cooney, Syracuse vs. Notre Dame (12 att.)	2-3-14
9	Shane Battier, Duke vs. Princeton (12 att)	11-14-00
9	Mike Jones, Maryland vs. Missouri-Kansas City (13 att)	12-13-06
9	Isaiah Swann, Florida State vs. Mississippi State (13 att)	3-20-07
9	Tony Akins, Ga. Tech at Florida State (14 att)	2-21-00
9	Rodney Monroe, NC State vs. UNC-Asheville (14 att)	12-21-89
9	Curtis Staples, Virginia at Georgia Tech (15 att)	2-15-98
9	Lewis Clinch, Georgia Tech vs. Miami (16 att)	3-4-09
9	J.J. Redick, Duke vs. Texas (16 att)	12-10-05
9	Curtis Staples, Virginia vs. UNLV (16 att)	2-12-95
9	Drew Berry, Georgia Tech at North Carolina (17 att)	2-10-96
9	Randolph Childress, Wake Forest vs. UNC (17 att)	3-12-95
9	Dennis Scott, Georgia Tech at North Carolina (18 att)	1-28-89

**Three-Point Field Goals Attempted**

22	Wait Williams, Maryland at Clemson (6 made)	2-22-92
20	Terrell Stoglin, Maryland at Miami (6 made)	2-1-12
19	Dennis Scott, Georgia Tech vs. Houston <sup>2</sup> (11made)	12-28-88
18	Dennis Scott, Georgia Tech at UNC (9 made)	1-28-89
18	Justin Gray, Wake Forest vs. Texas (8 made)	1-13-04
18	Lewis Clinch, Georgia Tech vs. Florida State (7 made)	3-13-09
18	Bobby Hurley, Duke vs. California <sup>2</sup> (7 made)	3-20-93
17	Craig Dawson, Wake Forest at Clemson (11 made)	2-13-02
17	Randolph Childress, Wake Forest vs. UNC <sup>3</sup> (9 made)	3-12-95
17	Drew Berry, Georgia Tech at UNC (9 made)	2-10-96
17	Chris Corchiani, NC State at Maryland (6 made)	1-26-91
17	Curtis Staples, Virginia vs. North Carolina (6 made)	2-11-98

**Three Point Field Goal Percentage** (Minimum 6 attempts)

7-7	James Collins, Florida State vs. South Florida	11-29-94
7-7	Sam Cassell, Florida State vs. Tulane <sup>2</sup>	3-20-93
6-6	C.J. Harris, Wake Forest vs. Virginia Tech	3-10-13
6-6	Joe Rahon, Boston College vs. Dartmouth	12-31-12
6-6	Nate Johnson, Florida State vs. Stetson	12-30-03
6-6	Keith Gatlin, Maryland vs. Georgia Tech <sup>2</sup>	3-11-88
6-6	Migjen Bakalli, NC State vs. Southern Miss <sup>10</sup>	3-14-91
6-6	Sam Cassell, Florida State at Clemson	1-20-93
6-6	Jason Capel, North Carolina vs. Clemson <sup>16</sup>	3-9-01

**Free Throws Made**

21	Grady Wallace, South Carolina at Duke (23 att)	2-23-57
21	York Larese, North Carolina vs. Duke <sup>1</sup> (21 att)	12-29-59
20	Tyler Zeller, North Carolina vs. Maryland (23 att)	2-29-12
20	Dorenzo Hudson, Virginia Tech vs. Seton Hall (21 att)	1-2-10
20	Malcolm Delaney, Virginia Tech vs. Clemson (23 att)	2-6-10
20	Bucky Allen, Duke vs. NC State (23 att)	1-5-57
20	Mike Cullahan, South Carolina at Tennessee (23 att)	12-17-59
20	Dickie Hemric, Wake Forest at Duke (26 att)	2-19-55
19	Ronnie Shavlik, NC State vs. Penn State (?? att)	12-9-54
19	Joe Belmont, Duke at Pennsylvania (24 att)	12-16-55
19	Lennie Rosenbluth, North Carolina vs. Clem (24 att)	1-14-56
19	Tom Hammonds, Georgia Tech vs. Iowa St. (21 att) <sup>15</sup>	3-18-88
18	Buzzy Wilkinson, Virginia vs. Duke (25 att)	2-22-55
18	Jim Spanarkel, Duke vs. North Carolina (20 att)	12-2-77
18	Jim Spanarkel, Duke vs. NC State (22 att)	2-15-78

**Free Throws Attempted**

26	Dickie Hemric, Wake Forest at Duke (20 made)	2-19-55
26	Ronnie Shavlik, NC State vs. Villanova (17 made)	1-29-55
25	Buzzy Wilkinson, Virginia vs. Duke (18 made)	2-22-55
24	Joe Belmont, Duke at Pennsylvania (19 made)	12-16-55
24	Lennie Rosenbluth, North Carolina vs. Clemson (19 made)	1-14-56
24	Art Heyman, Duke at Navy (16 made)	2-18-61
24	Billy Cunningham, North Carolina vs. Maryland (17 made)	1-13-64
24	Keith Booth, Maryland vs. George Washington <sup>12</sup> (15 made)	12-9-96

## Free Throw Percentage

21-21	York Larese, North Carolina vs. Duke <sup>1</sup>	12-29-59
17-17	Buzzy Wilkinson, Virginia vs. Washington & Lee <sup>13</sup>	1-14-55
17-17	Butch Zatezalo, Clemson vs. Maryland	1-15-68
16-16	Erick Green, Virginia Tech vs. UNC-Greensboro <sup>3</sup>	11-19-12
16-16	Jack McClinton, Miami vs. NC State	3-7-09
16-16	Charlie Davis, Wake Forest at Clemson	2-28-70
16-16	Paul Long, Wake Forest vs. Clemson	1-31-67
16-16	John Roche, South Carolina vs. Davidson	2-11-70
16-16	John Roche, South Carolina at Notre Dame	12-5-70
16-16	Bob Sura, Florida State vs. South Florida	11-29-94
15-15	John Roche, South Carolina vs. Wake Forest	2-3-69
15-15	John Roche, South Carolina vs. Duke	12-14-70
14-14	Ryan Kelly, Duke vs. Georgia Tech	1-7-12
14-14	Malcolm Delaney, Virginia Tech vs. Maryland	2-15-11
14-14	Sylvan Landesberg, Virginia vs. Florida State	1-24-09
14-14	Gene Banks, Duke vs. NC State	2-28-80
14-14	Doug Edwards, Florida State vs. Clemson	2-8-92
14-14	Jerry Greenspan, Maryland at Minnesota	12-10-60
14-14	Tyler Hansbrough, North Carolina vs. UNC-Asheville	1-7-06
14-14	J.J. Redick, Duke vs. Princeton	1-5-05

## Rebounds

36	Dickie Hemric, Wake Forest vs. Clemson	2-4-55
35	Ronnie Shavlik, NC State at Villanova	1-1-55
35	Gary Gregor, South Carolina vs. Elon <sup>2</sup>	12-19-66
34	Ronnie Shavlik, NC State vs. South Carolina	2-11-56
33	Lee Collins, South Carolina at The Citadel	2-4-56
30	Rusty Clark, North Carolina vs. Maryland	2-21-68
30	Tommy Smith, Clemson vs. Georgia	2-21-55
29	Ronnie Shavlik, NC State vs. BYU	12-21-55
28	Ronnie Shavlik, NC State vs. Virginia	2-1-55
28	Ronnie Shavlik, NC State vs. Clemson	2-4-56
28	Fred Lentz, South Carolina vs. Clemson	3-2-57
28	Billy Cunningham, North Carolina vs. Maryland	1-13-64
28	Tom Owens, South Carolina vs. Erskine	12-8-69
27	Lee Collins, South Carolina at Furman	2-25-56
27	Billy Cunningham, North Carolina vs. Clemson <sup>2</sup>	2-16-63
26	Len Elmore, Maryland vs. Wake Forest	2-27-74
25	Lennie Rosenbluth, North Carolina vs. South Carolina	12-9-54
25	Lennie Rosenbluth, North Carolina vs. Virginia	1-11-55
25	Ronnie Shavlik, NC State vs. E. Kentucky	12-10-55
25	Donnie Mahaffey, Clemson vs. Georgia	1-3-63
25	Bob Mortell, Virginia vs. Washington-Lee	2-27-63
25	Billy Cunningham, North Carolina vs. South Carolina <sup>2</sup>	2-15-64
25	Randy Denton, Duke vs. Northwestern	12-29-70
25	Tom Owens, South Carolina vs. Clemson <sup>2</sup>	2-13-70

## Assists

20	Chris Corchiani, NC State vs. Maryland	2-27-91
20	Grayson Marshall, Clemson vs. UMES	11-25-85
19	Craig Neal, Georgia Tech vs. Duke	2-28-88
18	Derrick Johnson, Clemson vs. Boston College <sup>14</sup>	12-28-76
18	Sidney Lowe, NC State vs. Western Carolina	22-29-82
18	Spud Webb, NC State vs. Northeastern	2-15-84
18	Kenny Anderson, Georgia Tech vs. Pittsburgh <sup>15</sup>	12-28-89
18	Raymond Felton, North Carolina vs. George Mason	12-7-03
17	Tyrone Bogues, Wake Forest at North Carolina	2-8-86
17	Tyrone Bogues, Wake Forest vs. Clemson <sup>3</sup>	1-10-87
17	Craig Neal, Georgia Tech vs. Virginia	2-25-88
17	Jeff Lebo, North Carolina vs. Chattanooga	11-18-88
17	Ed Cota, North Carolina vs. UNLV <sup>2</sup>	12-4-99
17	Kenny Anderson Georgia Tech vs. North Carolina	2-1-90
16	Kendall Marshall, North Carolina vs. Maryland	2-4-12
16	Kendall Marshall, North Carolina vs. Long Beach State	12-10-11
16	Kendall Marshall, North Carolina vs. Florida State	2-6-11
16	Derrick Johnson, Clemson vs. Buffalo	12-14-76
16	Bobby Hurley, Duke vs. Florida State	2-24-93
16	Ed Scott, Clemson vs. Wake Forest	2-13-02
16	Chris Corchiani, NC State vs. Alabama State	12-20-88
16	Chris Corchiani, NC State vs. Florida State	12-27-89
16	Chris Corchiani, NC State vs. Akron	11-28-88

## Steals

11	Kenny Dennard, Duke vs. Maryland	2-3-79
10	Chris Singleton, Florida State vs. UNCG	11-14-10
10	Mo Rivers, NC State vs. Clemson	1-12-74
9	Justin Gainey, NC State vs. Virginia <sup>2</sup>	3-10-00
9	Derrick Phelps, North Carolina at Georgia Tech	2-2-92
9	Johnny Rhodes, Maryland vs. American	12-23-95
9	Johnny Rhodes, Maryland at North Carolina	2-7-96
9	Bob Sura, Florida State at Georgia Tech	3-2-95
8	Quinn Cook, Duke vs. UCLA	12-19-13
8	Lorenzo Brown, NC State vs. UNC-Asheville	11-11-11
8	Ty Lawson, North Carolina vs. Michigan State <sup>18</sup>	4-6-09
8	Kenny Anderson, Georgia Tech vs. Duke	1-30-91
8	Tyrone Bogues, Wake Forest vs. Georgia Southern	12-17-85
8	Tyrone Bogues, Wake Forest at Davidson	12-5-84
8	Dudley Bradley, North Carolina vs. Oregon State	11-30-77
8	Tyler Hansbrough, North Carolina vs. UNC-Asheville	1-7-06
8	Grant Hill, Duke vs. California <sup>3</sup>	3-20-93
8	Quentin Jackson, NC State at Maryland	2-25-87
8	Derrick Phelps, North Carolina vs. Central Florida	12-7-91
8	Charlie Ward, Florida State at Wake Forest	1-11-92
8	Steve Wojciechowski, Duke vs. Vanderbilt	11-22-96

## Blocked Shots

13	Sean Williams, Boston College vs. Duquesne, ot	12-28-06
13	Anthony King, Miami vs. Florida Atlantic	11-29-04
12	Sean Williams, Boston College vs. Providence	11-22-06
12	Derrick Lewis, Maryland vs. James Madison	1-28-87
12	Cedric Lewis, Maryland vs. South Florida	1-19-91
12	Ralph Smapson, Virginia vs. Army	12-22-79
11	Tyree Walker, Wake Forest vs. Marist	11-23-10
11	Tyrelle Blair, Boston College vs. Maryland	12-9-07
11	Alvin Jones, Georgia Tech vs. Winthrop	11-24-97
10	Tim Duncan, Wake Forest vs. Maryland	1-13-96
10	Brendan Haywood, North Carolina vs. Miami	12-4-00
10	Cherokee Parks, Duke vs. Clemson <sup>2</sup>	3-11-94
10	Tree Rollins, Clemson vs. Presbyterian	12-13-75
10	Tree Rollins, Clemson vs. Jacksonville	12-16-76
10	Tree Rollins, Clemson vs. Duke	2-23-77
10	Shelden Williams, Duke vs. Maryland	1-11-06
10	Sharone Wright, Clemson vs. UNC Greensboro	12-12-92
10	Sharone Wright, Clemson vs. Maryland	1-26-93

## Consecutive Free Throws Made

66	Scott Wood, NC State	2011-12
54	J.J. Redick, Duke	2003-04
48	Jeff Lamp, Virginia	1979-80
45	Roger Mason, Virginia	2000-01
43	J.J. Redick, Duke	2002-03
43	Skip Brown, Wake Forest	1976-77
41	Jim Brennan, Clemson	1963-64
41	Jeff Lebo, North Carolina	1998-89
40	Juan Dixon, Maryland	2000-01
40	Jon Scheyer, Duke	2006-07
39	Malcolm Delaney, Virginia	2008-09
39	Bob Lewis, North Carolina	1965-66
39	Sean Singletary, Virginia	2006-07
35	Greivis Vasquez, Maryland	2008-09
35	Christian Laettner, Duke	1991-92

**LEGEND:** 1- Raleigh, N.C.; 2- Charlotte, N.C.; 3- Greensboro, N.C.; 4- Knoxville, Tenn., 5- Philadelphia, Pa.; 6- Charleston, WVa.; 7- Honolulu, HI; 8- Chicago, Ill., 9- Orlando, Fla.; 10- College Park, Md.; 11- East Rutherford, N.J., 12- Landover, Md.; 13- Fayetteville, WVa.; 14- Milwaukee, Wis.; 15- Hartford, Conn. 16- Atlanta, Ga.; 17- Kansas City, Mo.; 18-Detroit, Mich. (Final Four).

### ACC Triple-Doubles

Since the ACC began play in 1953-54, 20 different players have recorded 25 triple-doubles. Nine have been in ACC games, including one ACC Tournament game. The league's first "Triple Double" was by Virginia's Bill Miller in a 98-91 loss to sixth-ranked NC State on Feb. 1, 1955.

**Iman Shumpert, Georgia Tech vs. Virginia Tech, Jan. 25, 2011**  
22 points, 12, rebounds, 11 assists

**Chris Singleton, Florida State, UNCG, Nov. 14, 2010**  
22 points, 11 rebounds, 10 steals (1st triple-double with steals)

**Greivis Vasquez, Maryland vs. North Carolina, Feb. 21, 2009**  
35 points, 11 rebounds, 11 assists

**Sean Williams, Boston College vs. Duquesne, Dec. 28, 2007**  
19 points, 10 rebounds, 13 blocked shots

**Shelden Williams, Duke vs. Maryland, Jan. 11, 2006**  
19 points, 11 rebounds, 10 blocked shots

**Anthony King, Miami vs. Florida Atlantic, 2004**  
11 points, 10 rebounds, 13 blocked shots

**Julius Hodge, NC State, vs. North Carolina A&T, Dec. 14, 2002**  
12 rebounds, 11 points, 10 assists

**Jason Capel, North Carolina vs. Buffalo, Dec. 17, 2000**  
16 points, 11 rebounds, 10 assists

**Brendan Haywood, North Carolina vs. Miami, Dec. 4, 2000**  
18 points, 14 rebounds, 10 blocked shots

**Tim Duncan, Wake Forest vs. Maryland, Jan. 13, 1996**  
14 points, 15 rebounds, 10 blocked shots

**Bob Sura, Florida State vs. NC State, Jan. 15, 1995**  
19 points, 12 rebounds, 12 assists

**Sharone Wright, Clemson vs. Maryland, Jan. 26, 1993**  
14 rebounds, 12 points, 10 blocked shots

**Sharone Wright, Clemson vs. UNC-Greensboro, Dec. 12, 1992**  
21 points, 15 rebounds, 10 blocked shots

**Kenny Anderson, Georgia Tech vs. Pittsburgh, Dec. 28, 1989**  
32 points, 12 rebounds, 18 assists

**Dennis Scott, Georgia Tech vs. Alcorn State, Nov. 20, 1989**  
17 points, 10 rebounds, 10 assists

**Derrick Lewis, Maryland vs. UMBC, Feb. 18, 1987**  
32 points, 10 rebounds, 10 blocks

**Derrick Lewis, Maryland vs. James Madison, Jan. 28, 1987**  
29 points, 23 rebounds, 12 blocks

**Bruce Dalrymple, Georgia Tech vs. UNC Charlotte, Feb. 6, 1986**  
14 points, 10 rebounds, 10 assists

**Ralph Sampson, Virginia vs. Old Dominion, Dec. 29, 1979**  
15 points, 22 rebounds, 10 blocks

**Ralph Sampson, Virginia vs. Army, Dec. 22, 1979**  
16 points, 14 rebounds, 12 blocks

**Gene Banks, Duke vs. Lehigh, Jan. 9, 1978**  
13 points, 12 rebounds, 11 assists

**Tree Rollins, Clemson vs. Duke, Feb. 23, 1977**  
16 points, 15 rebounds, 10 blocks

**Tree Rollins, Clemson vs. Presbyterian, Dec. 13, 1975**  
20 points, 14 rebounds, 10 blocks

**Art Heyman, Duke vs. Virginia, Feb. 28, 1963**  
21 points, 18 rebounds, 10 assists

**Len Chappell, Wake Forest vs. Penn State, Dec. 10, 1960**  
13 rebounds, 12 points, 12 assists

**Bill Miller, Virginia vs. NC State, Feb. 1, 1955**  
11 points, 10 rebounds, 10 assists

### Media ACC Players of the Year

**34** - Won the award in their senior season, 21 were juniors and seven - David Thompson (NC State), Ralph Sampson (Virginia), John Roche (South Carolina), Joe Smith (Maryland), Elton Brand (Duke), Joseph Forte (North Carolina), T.J. Warren (NC State) - were sophomores.

**33** - Played for teams that finished first during the regular season, 16 were on the rosters of second place teams, seven on third, three on fourth, one on sixth, one of a seventh-place team and one - Virginia Tech's Erick Green (2013) played for a last-place team.

**31** - Led the ACC in scoring ... North Carolina's Ty Lawson (2009) and Phil Ford (1978) are the only two ACC Players of the Year to lead the ACC in assists.

**48** of the 50 players that have been named ACC Player of the Year were drafted - 42 in the first round, three in the second and one in the fourth, fifth and ninth rounds.

Year	Player, School	Cl.	W-L	Finish	FG%	RPG	PPG
1954	Dickie Hemric, WF	Jr.	8-4	3rd	.504	15.1	24.3
1955	Dickie Hemric, WF	Sr.	8-6	4th	.517	19.1	27.6
1956	Ronnie Shavlik, NCS	Sr.	11-3	1st	.413	19.5	18.2
1957	Len Rosenbluth, UNC	Sr.	14-0	1st	.483	8.8	28.0
1958	Pete Brennan, UNC	Sr.	10-4	2nd	.438	11.7	21.3
1959	Lou Pucillo, NCS	Sr.	12-2	1st	.428	14.2	17.0
1960	Lee Shaffer, UNC	Sr.	12-2	1st	.436	11.2	18.2
1961	Len Chappell, WF	Jr.	11-3	2nd	.504	14.0	26.6
1962	Len Chappell, WF	Sr.	12-2	1st	.548	15.2	30.1
1963	Art Heyman, Duke	Sr.	14-0	1st	.452	10.8	24.9
1964	Jeff Mullins, Duke	Sr.	13-1	1st	.489	8.9	24.2
1965	Billy Cunningham, UNC	Sr.	10-4	4th	.493	14.3	25.4
1966	Steve Vacendak, Duke	Sr.	12-2	1st	.429	4.0	13.2
1967	Larry Miller, UNC	Jr.	12-2	1st	.503	9.3	21.9
1968	Larry Miller, UNC	Sr.	12-2	1st	.492	8.1	22.4
1969	John Roche, USC	So.	11-3	2nd	.471	2.6	23.6
1970	John Roche, USC	Jr.	14-0	1st	.473	2.5	22.3
1971	Charlie Davis, WF	Sr.	7-7	4th	.494	4.4	26.5
1972	Barry Parkhill, UVa	Jr.	8-4	2nd	.452	4.5	21.6
1973	David Thompson, NCS	So.	12-0	1st	.569	8.1	24.7
1974	David Thompson, NCS	Jr.	12-0	1st	.547	7.9	26.0
1975	David Thompson, NCS	Sr.	8-4	2nd	.546	8.2	29.9
1976	Mitch Kupchak, UNC	Sr.	11-1	1st	.576	11.3	17.6
1977	Rod Griffin, WF	Jr.	8-4	2nd	.621	8.6	20.5
1978	Phil Ford, UNC	Sr.	9-3	1st	.527	2.1	20.8
1979	Mike Gminski, Duke	Jr.	9-3	1st	.519	9.2	18.8
1980	Albert King, Md.	Jr.	11-3	1st	.553	6.7	21.7
1981	Ralph Sampson, UVa	So.	13-1	1st	.557	11.5	17.7
1982	Ralph Sampson, UVa	Jr.	12-2	1st	.561	11.4	15.8
1983	Ralph Sampson, UVa	Sr.	12-2	1st	.604	11.7	19.1
1984	Michael Jordan, UNC	Jr.	14-0	1st	.551	5.3	19.6
1985	Len Bias, Md.	Jr.	8-6	4th	.528	6.8	18.9
1986	Len Bias, Md.	Sr.	6-8	6th	.544	7.0	23.2
1987	Horace Grant, Clem.	Sr.	10-4	2nd	.656	9.6	21.0
1988	Danny Ferry, Duke	Jr.	9-5	3rd	.476	7.6	19.1
1989	Danny Ferry, Duke	Sr.	9-5	2nd	.522	7.4	22.6
1990	Dennis Scott, GT	Jr.	8-6	3rd	.465	6.6	27.7
1991	Rodney Monroe, NCS	Sr.	8-6	2nd	.445	4.4	27.0
1992	Christian Laettner, Duke	Sr.	14-2	1st	.575	7.9	21.5
1993	Rodney Rogers, WF	Jr.	10-6	2nd	.555	7.4	21.2
1994	Grant Hill, Duke	Sr.	12-4	1st	.448	6.7	17.4
1995	Joe Smith, Md.	So.	12-4	1st	.578	10.6	20.8
1996	Tim Duncan, WF	Jr.	12-4	2nd	.555	12.3	19.1
1997	Tim Duncan, WF	Sr.	11-5	2nd	.608	14.7	20.8
1998	Antawn Jamison, UNC	Jr.	13-3	2nd	.579	10.5	22.2
1999	Elton Brand, Duke	So.	16-0	1st	.620	9.8	17.7
2000	Chris Carrarell, Duke	Sr.	15-1	1st	.486	6.1	16.9
2001	Shane Battier, Duke	Sr.	13-3	1st	.471	7.3	19.9
	Joseph Forte, UNC	So.	13-3	1st	.450	6.1	20.9
2002	Juan Dixon, Md.	Sr.	15-1	1st	.469	4.6	20.4
2003	Josh Howard, WF	Sr.	13-3	1st	.477	8.3	19.5
2004	Julius Hodge, NCS	Jr.	11-5	2nd	.507	6.4	18.2
2005	J.J. Redick, Duke	Jr.	11-5	3rd	.408	3.3	21.8
2006	J.J. Redick, Duke	Sr.	14-2	1st	.470	2.6	26.8
2007	Jared Dudley, BC	Sr.	10-6	3rd	.562	8.3	19.0
2008	Tyler Hansbrough, UNC	Jr.	14-2	1st	.540	10.2	22.6
2009	Ty Lawson, UNC	Jr.	13-3	1st	.532	6.6a	16.6
2010	Greivis Vasquez, Md.	Sr.	13-3	t1st	.429	6.3a	19.6
2011	Nolan Smith, Duke	Sr.	13-3	2nd	.458	5.1a	20.6
2012	Tyler Zeller, UNC	Sr.	14-2	1st	.553	9.6	16.3
2013	Erick Green, VT	Sr.	4-14	12th	.475	3.8a	25.0
2014	T.J. Warren, NCS	So.	9-9	t7th	.525	7.1	24.9



**Career Points Scored**

•denotes includes season(s) in the Southern Conference

Player, School	Years	G	Avg.	Pts.
1. Tyler Hansbrough, North Carolina	2006-09	142	20.2	2,872
2. J.J. Redick, Duke	2003-06	139	19.9	2,769
3. Dickie Hemric, Wake Forest	•1952-55	104	24.9	2,587
4. Johnny Dawkins, Duke	1983-86	133	19.2	2,556
5. Rodney Monroe, NC State	1988-91	124	20.6	2,551
6. Bryant Stith, Virginia	1989-92	131	19.2	2,516
7. Christian Laettner, Duke	1989-92	148	16.6	2,460
8. Kyle Singler, Duke	2008-11	148	16.2	2,392
9. Mike Gminski, Duke	1977-80	122	19.0	2,323
10. Jeff Lamp, Virginia	1978-81	123	18.8	2,317
11. David Thompson, NC State	1973-75	86	26.8	2,309
12. Phil Ford, North Carolina	1975-78	123	18.6	2,290
13. Juan Dixon, Maryland	1998-02	141	16.1	2,269
14. Malcolm Delaney, Virginia Tech	2088-11	136	16.6	2,255
15. Buzzy Wilkinson, Virginia	•1953-55	78	28.6	2,233
16. Ralph Sampson, Virginia	1980-83	132	16.9	2,228
17. Matt Harpring, Georgia Tech	1995-98	124	17.9	2,225
18. Randolph Childress, Wake Forest	1991,93-95	120	18.4	2,208
19. Mark Price, Georgia Tech	1983-86	126	17.4	2,193
20. Greivis Vasquez, Maryland	2007-10	136	16.0	2,171
21. Len Chappell, Wake Forest	1960-62	87	24.9	2,165
22. Danny Ferry, Duke	1986-89	143	15.1	2,155
23. Len Bias, Maryland	1983-86	131	16.4	2,149
24. Sam Perkins, North Carolina	1981-84	135	15.9	2,145
25. Mark Alarie, Duke	1983-86	133	16.0	2,136

**Career Points Per Game**

Player, School	Years	G	Pts.	Avg.
1. Buzzy Wilkinson, Virginia	•1953-55	78	2,233	28.63
2. Grady Wallace, South Carolina	1955-57	52	1,456	28.00
3. Len Rosenbluth, North Carolina	1955-57	76	2,045	26.91
4. David Thompson, NC State	1973-75	86	2,309	26.85
5. Art Heyman, Duke	1961-63	79	1,984	25.11
6. Charlie Davis, Wake Forest	1969-71	79	1,970	24.94
7. Len Chappell, Wake Forest	1960-62	87	2,165	24.89
8. Dickie Hemric, Wake Forest	•1953-55	104	2,587	24.85
9. Billy Cunningham, North Carolina	1963-65	69	1,709	24.77
10. Butch Zatezalo, Clemson.	1968-70	75	1,761	23.48
11. Paul Long, Wake Forest	1966-67	53	1,225	23.11
12. Kenny Anderson, Georgia Tech	1990-91	65	1,497	23.03
13. John Roche, South Carolina	1969-71	85	1,910	22.47
14. Bob Lewis, North Carolina	1965-67	83	1,836	22.12
15. Charlie Scott, North Carolina	1975-77	91	2,007	22.05
16. Bob Verga, Duke	1965-67	80	1,758	21.98
17. Jeff Mullins, Duke	1962-64	86	1,888	21.95
18. Larry Miller, North Carolina	1966-68	91	1,982	21.78
19. Dennis Scott, Georgia Tech	1988-90	99	2,115	21.36
20. Kenny Carr, NC State	1975-77	86	1,772	20.60
21. Rodney Monroe, NC State	1988-91	124	2,551	20.57
22. Tom McMillen, Maryland	1972-74	88	1,807	20.53
23. Bob Leonard, Wake Forest	1964-66	80	1,637	20.46
24. Tyler Hansbrough, North Carolina	2006-09	142	2,872	20.23
25. Joe Smith, Maryland	1994-95	64	1,290	20.16

**20 Point Games - Season**

T.J. Warren, NCS	2014	31
Erick Green, VT	2013	28
Rodney Monroe, NCS	1991	28
J.J. Redick, Duke	2006	28
David Thompson, NCS	1973	28
Johnny Dawkins, Duke	1986	26
Tyler Hansbrough, UNC	2008	26
Buzzy Wilkinson, UVa	1955	26
Toney Douglas, FSU	2009	25
Jeff Mullins, Duke	1964	25
David Thompson, NCS	1974	25

**30 Point Games - Season**

Buzz Wilkinson, UVa	1955	20
Len Chappell, WF	1962	15
David Thompson, NCS	1975	15
J.J. Redick, Duke	2006	14
Dennis Scott, GT	1990	13
Len Rosenbluth, UNC	1957	13
Walt Williams, Md.	1992	11
Len Chappell, WF	1961	10
Bob Verga, Duke	1967	10
Rodney Monroe, NCS	1990	10

**Career Rebounds**

•denotes includes season(s) in the Southern Conference

Player, School	Years	G	Avg.	Reb.
1. Dickie Hemric, Wake Forest	•1952-55	104	17.3	1,802
2. Ron Shavlik, NC State	1954-56	95	16.8	1,598
3. Tim Duncan, Wake Forest	1994-97	128	12.3	1,570
4. Ralph Sampson, Virginia	1980-83	132	11.4	1,511
5. Wayne Rollins, Clemson	1974-77	110	11.9	1,311
6. Sheldon Williams, Duke	2003-06	139	9.1	1,262
7. Mike Gminski, Duke	1977-80	122	10.2	1,242
8. Tyler Hansbrough, North Carolina	2006-09	142	8.6	1,219
9. Dale Davis, Clemson	1988-91	121	10.0	1,216
10. Len Chappell, Wake Forest	1960-62	87	13.9	1,213
11. Malcolm Mackey, Georgia Tech	1990-93	130	9.3	1,205
12. Sam Perkins, North Carolina	1981-84	135	8.6	1,167
13. Lee Collins, South Carolina	1953-56	93	12.5	1,159
14. Christian Laettner, Duke	1989-92	148	7.8	1,149
15. Tom Owens, South Carolina	1969-71	84	13.3	1,116
16. Travis Watson, Virginia	2000-03	119	9.4	1,115
17. Jeff Allen, Virginia Tech	2088-11	134	8.3	1,111
18. George Lynch, North Carolina	1990-93	140	7.8	1,097
19. Mason Plumlee, Duke	2010-13	141	7.7	1,085
20. Alvin Jones, Georgia Tech	1998-01	124	8.7	1,075
21. Randy Denton, Duke	1969-71	84	12.7	1,067
22. Tom Burleson, NC State	1972-74	84	12.7	1,066
23. Billy Cunningham, North Carolina	1963-65	69	15.4	1,062
24. Trevor Booker, Clemson	2007-10	134	7.9	1,060
25. Richard Howell, NC State	2010-13	132	8.0	1,055

**Career Rebounds Per Game**

Player, School	Years	G	Reb.	Avg.
1. Dickie Hemric, Wake Forest	•1952-55	104	1,802	17.32
2. Ron Shavlik, NC State	1954-56	95	1,598	16.82
3. Billy Cunningham, North Carolina	1963-65	69	1,062	15.39
4. Len Chappell, Wake Forest	1960-62	87	1,213	13.94
5. Tom Owens, South Carolina	1969-71	84	1,116	13.28
6. Grady Wallace, South Carolina	1956-57	52	669	12.86
7. Randy Denton, Duke	1969-71	84	1,067	12.70
8. Tom Burleson, NC State	1972-74	84	1,066	12.69
9. John Richter, NC State	1957-59	74	936	12.64
10. Gary Gregor, South Carolina	1965-68	84	678	12.56
11. Mike Lewis, Duke	1966-68	84	1,051	12.51
12. Lee Collins, South Carolina	•1953-56	93	1,159	12.46
13. Tim Duncan, Wake Forest	1994-97	115	1,416	12.27
14. Len Elmore, Maryland	1972-74	86	1,053	12.24
15. Wayne Rollins, Clemson	1974-77	110	1,311	11.92
16. Ralph Sampson, Virginia	1980-83	132	1,511	11.45
17. Bernie Janicki, Duke	•1952-54	83	923	11.12
18. Art Heyman, Duke	1961-63	79	865	10.95
19. Buck Williams, Maryland	1979-81	85	928	10.91
20. Bob Kessler, Maryland	1954-56	78	849	10.88
21. Frank Standard, South Carolina	1966-68	72	720	10.75
22. Joe Smith, Maryland	1994-95	64	683	10.67
23. Gil McGregor, Wake Forest	1969-71	80	850	10.63
24. Al Bunge, Maryland	1958-60	75	795	10.60
25. Doug Moe, North Carolina	1958-61	60	635	10.58

**20 Point Games - Career**

Tyler Hansbrough, UNC	'06-09	78
J.J. Redick, Duke	'03-06	70
Rodney Monroe, NCS	'88-91	69
David Thompson, NCS	'73-75	65
Mike Gminski, Duke	'77-80	64
Art Heyman, Duke	'61-63	63
Johnny Dawkins, Duke	'83-86	60
Jeff Mullins, Duke	'62-64	56
Bryant Stith, UVa	'89-92	55
Buzzy Wilkinson, UVa	'54-55	51
Bob Verga, Duke	'65-67	50

**30 Point Games - Career**

David Thompson, NCS	'73-75	33
Buzzy Wilkinson, UVa	'54-55	33
Len Chappell, WF	'60-62	26
Len Rosenbluth, UNC	'55-57	26
Charlie Davis, WF	'69-71	22
Rodney Monroe, NCS	'88-91	21
J.J. Redick, Duke	'03-06	20
Dennis Scott, GT	'88-90	20
Art Heyman, Duke	'61-63	19
Walt Williams, Md.	'89-92	14

## Career Assists

Player, School	Years	G	Ast.	Avg.
1. Bobby Hurley, Duke	1990-93	140	7.7	1,076
2. Chris Corchiani, NC State	1988-91	124	8.4	1,038
3. Ed Cota, North Carolina	1997-00	138	7.5	1,030
4. Steve Blake, Maryland	2000-03	138	7.0	972
5. Grayson Marshall, Clemson	1985-88	122	7.0	857
6. Chris Duhon, Duke	2001-04	144	5.7	819
7. Tyrone Bogues, Wake Forest	1984-87	119	6.6	781
8. Greivis Vasquez, Maryland	2007-10	136	5.7	772
9. Kenny Smith, North Carolina	1984-87	127	6.1	768
10. Sidney Lowe, NC State	1980-83	120	6.4	762
11. Phil Ford, North Carolina	1975-78	123	6.1	753
12. Drew Barry, Georgia Tech	1993-96	117	6.2	724
13. Tommy Amaker, Duke	1984-87	138	5.1	708
14. Raymond Felton, North Carolina	2003-05	101	6.9	698
15. Travis Best, Georgia Tech	1992-95	119	5.6	692
16. Delvon Arrington, Florida State	1998-02	118	5.8	688
17. John Crotty, Virginia	1988-91	129	5.3	683
18. Craig Neal, Georgia Tech	1984-88	127	5.2	659
19. Keith Gatlin, Maryland	1984-88	122	5.3	649
20. Jason Williams, Duke	1999-02	108	6.0	644
21. Derrick Phelps, North Carolina	1991-94	132	4.8	637
22. King Rice, North Carolina	1988-91	140	4.5	629
23. Ishamel Smith, Wake Forest	2007-10	121	5.1	612
24. Ty Lawson, North Carolina	2007-09	105	5.8	608
25. Jeff Jones, Virginia	1979-82	129	4.6	598

## Career Assists Per Game

(minimum of 2 years played &amp; 200 assists)

Player, School	Years	G	Ast.	Avg.
1. Chris Corchiani, NC State	1988-91	124	1,038	8.37
2. Kendall Marshall, North Carolina	2011-12	73	581	7.96
3. Bobby Hurley, Duke	1990-93	140	1,076	7.68
4. Ed Cota, North Carolina	1997-00	138	1,030	7.46
5. Steve Blake, Maryland	2000-03	138	972	7.04
6. Grayson Marshall, Clemson	1985-88	122	857	7.02
7. Kenny Anderson, Georgia Tech	1990-91	65	454	6.98
8. Raymond Felton, North Carolina	2003-05	101	698	6.91
9. Tyrone Bogues, Wake Forest	1984-87	119	781	6.56
10. Sidney Lowe, NC State	1980-83	120	762	6.35
11. Chris Paul, Wake Forest	2004-05	63	395	6.26
12. Drew Barry, Georgia Tech	1993-96	117	724	6.19
13. Phil Ford, North Carolina	1975-78	123	753	6.12
14. Chris Whitney, Clemson	1992-93	58	354	6.10
15. Kenny Smith, North Carolina	1984-87	127	768	6.05
16. Jason Williams, Duke	2000-02	108	644	5.96
17. Lorenzo Brown, NC State	2011-13	101	589	5.831
18. Delvon Arrington, Florida State	1999-02	118	688	5.830
19. Ty Lawson, North Carolina	2007-09	105	608	5.79
20. Chris Duhon, Duke	2001-04	144	819	5.69
21. Greivis Vasquez, Maryland	2007-10	136	772	5.68
22. Travis Best, Georgia Tech	1992-95	124	692	5.58
23. Jarrett Jack, Georgia Tech	2003-05	101	543	5.38
24. Skip Brown, Wake Forest	1974-77	108	579	5.36
25. Keith Gatlin, Maryland	1984-88	122	649	5.32

## 20 Point Games - Consecutive

Len Chappell, WF	1962	27
Rodney Monroe, NCS	1991	22
Len Chappell, WF	1961-62	20
T.J. Warren, NCS	2014	19
Bill Yarborough, Clem.	1954-55	19
Art Heyman, Duke	1961-62	17
Jeff Mullins, Duke	1961-62	17
Buzz Wilkinson, UVa	1955	17
Bob Verga, Duke	1967	16
Buzz Wilkinson, UVa	1954	13
Erick Green, VT	2013	12

## 30 Point Games - Consecutive

Len Chappell, WF	1962	8
Walt Williams, Md.	1992	7
Buzz Wilkinson, UVa	1955	6
Buzz Wilkinson, UVa	1954-55	6
Buzz Wilkinson, UVa	1955	5
J.J. Redick, Duke	2006	5

## Career Steals

Player, School	Years	G	Avg.	Stl.
1. Johnny Rhodes, Maryland	1993-96	122	2.8	344
2. Juan Dixon, Maryland	1999-02	141	2.4	333
3. Chris Corchiani, NC State	1988-91	124	2.6	328
4. Chris Duhon, Duke	2001-04	144	2.1	301
5. Tyrone Bogues, Wake Forest	1984-87	119	2.3	275
6. Vernon Hamilton, Clemson	2004-07	127	2.1	271
7. Shane Battier, Duke	1998-01	146	1.8	266
8. Tommy Amaker, Duke	1984-87	138	1.9	259
9. Jim Spanarkel, Duke	1976-79	114	2.2	253
10. Laron Profit, Maryland	1996-99	125	2.0	251
11. Derrick Phelps, North Carolina	1991-94	132	1.9	247
12. Christian Laettner, Duke	1989-92	148	1.6	243
13. George Lynch, North Carolina	1990-93	140	1.7	241
14. Mark Price, Georgia Tech	1983-86	126	1.9	240
15. Anthony Grundy, NC State	1998-02	121	1.9	239
16. Jason Williams, Duke	2000-02	108	2.2	235
17. Steve Blake, Maryland	2000-03	138	1.7	234
18. Jeff Allen, Virginia Tech	2088-11	134	1.7	233
19. Bruce Dalrymple, Georgia Tech	1984-87	126	1.8	227
20. Cliff Hammonds, Clemson	2005-08	134	1.7	225
Delvon Arrington, Florida State	1999-02	118	1.9	225
22. Jamon Gordon, Virginia Tech	2005-07	93	2.4	224
23. Othell Wilson, Virginia	1981-84	127	1.8	222
24. Sidney Lowe, NC State	1980-83	120	1.8	220
25. Grant Hill, Duke	1991-94	129	1.7	218

## Career Steals Per Game

(minimum of 2 years played &amp; 100 steals)

Player, School	Years	G	Stl.	Avg.
1. Johnny Rhodes, Maryland	1993-96	122	344	2.82
2. Chris Corchiani, NC State	1988-91	124	328	2.64
Tim Pickett, Florida State	2003-04	62	164	2.64
4. Kenny Anderson, Georgia Tech	1990-91	65	168	2.58
5. Chris Paul, Wake Forest	2004-05	63	160	2.54
6. Walter Davis, North Carolina	1975-77	61	149	2.44
7. Jamon Gordon, Virginia Tech	2005-07	93	224	2.41
8. Juan Dixon, Maryland	1999-02	141	333	2.36
9. Sam Cassell, Florida State	1993-94	66	153	2.32
10. Tyrone Bogues, Wake Forest	1984-87	119	275	2.31
11. Terrell Baker, Florida State	1998-99	61	139	2.28
12. Iman Shumpert, Georgia Tech	2009-11	92	207	2.25
13. Nate McMillan, NC State	1985-86	67	149	2.22
14. Jim Spanarkel, Duke	1976-79	114	253	2.21
15. Jason Williams, Duke	2000-02	108	235	2.18
16. Vernon Hamilton, Clemson	2004-07	127	271	2.13
17. Chris Duhon, Duke	2001-04	144	301	2.09
18. Phil Ford, North Carolina	1975-77	81	163	2.01
19. Laron Profit, Maryland	1996-99	125	251	2.00
20. Anthony Grundy, NC State	1999-02	121	239	1.98
21. Chris Whitney, Clemson	1993-94	58	114	1.96
22. Spud Webb, NC State	1984-85	66	127	1.92
23. Delvon Arrington, Florida State	1999-02	118	225	1.91
24. Mark Price, Georgia Tech	1983-86	126	240	1.90
25. Raymond Felton, North Carolina	2003-05	101	192	1.90

## 20 Rebound Games - Season

Ronnie Shavlik, NCS	1956	10
Ronnie Shavlik, NCS	1955	7
Ronnie Shavlik, NCS	1954	5
Len Chappell, WF	1962	5
Billy Cunningham, UNC	1964	5
Tim Duncan, WF	1997	5
Mike Lewis, Duke	1968	5
Len Elmore, Maryland	1974	5

## 20 Rebound Games - Career

Ronnie Shavlik, NCS	'54-56	22
Billy Cunningham, UNC	'63-65	12
Len Chappell, WF	'60-62	11
Tim Duncan, WF	'94-97	10
Mike Lewis, Duke	'66-68	8
Randy Denton, Duke	'69-71	8
Ralph Sampson, UVa	'80-83	7
Len Elmore, Md.	'72-74	6

## Career Field Goal Percentage

(minimum two years, 5.0 FG per game or 400 field goals made)

Player, School	Years	FG	FGA	Pct.
1. Brendan Haywood, North Carolina	1998-01	541	849	.637
2. Rasheed Wallace, North Carolina	1994-95	377	594	.635
3. Carlos Boozer, Duke	1999-02	554	878	.631
4. Brad Daugherty, North Carolina	1983-86	760	1,226	.620
5. Buck Williams, Maryland	1979-81	446	725	.615
6. Elton Brand, Duke	1998-99	355	580	.612
7. Harold Jamison, Clemson	1996-99	454	746	.609
8. Bobby Jones, North Carolina	1972-74	522	859	.608
9. Jim Johnstone, Wake Forest	1979-82	472	780	.605
10. J.R. Reid, North Carolina	1987-89	584	972	.601
11. Alaa Abdelnaby, Duke	1987-90	448	748	.599
12. Horace Grant, Clemson	1984-87	660	1,104	.598
13. Rodney Dobard, Florida State	1992-93	308	518	.595
14. Eric Williams, Wake Forest	2003-06	676	1,140	.593
15. Dennis Wucyik, North Carolina	1970-72	519	880	.590
16. Dale Davis, Clemson	1988-91	633	1,076	.588
17. Kevin Thompson, NC State	1990-93	530	901	.588
18. John Salley, Georgia Tech	1983-86	595	1,013	.587
19. Mitch Kupchak, North Carolina	1973-76	651	1,110	.586
20. Eric Montross, North Carolina	1991-94	626	1,070	.585
21. Greg Manning, Maryland	1978-81	623	1,068	.583
22. Kevin Madden, North Carolina	1986-90	519	893	.581
23. Rodney Rogers, Wake Forest	1991-93	683	1,179	.579
24. Olden Polynice, Virginia	1984-86	442	765	.578
25. Tim Duncan, Wake Forest	1994-97	790	1,368	.577

## Career Free Throw Percentage

(minimum two years played, 200 free throws or 2.5 made per game)

Player, School	Years	FT	FTA	Pct.
1. J.J. Redick, Duke	2003-06	662	726	.912
2. Jack McClinton, Miami	2007-09	332	369	.900
3. Scott Wood, NC State	2010-13	233	263	.886
4. Charlie Davis, Wake Forest	1969-71	578	662	.873
5. Roger Mason, Virginia	2000-02	318	366	.869
<b>6. Marcus Paige, North Carolina</b>	<b>2013-14</b>	<b>179</b>	<b>207</b>	<b>.865</b>
7. Trajan Langdon, Duke	1995-96-99	386	448	.862
8. Jon Scheyer, Duke	2007-10	608	706	.861
9. Greg Manning, Maryland	1978-81	315	367	.8583
10. Jackie Murdock, Wake Forest	1955-57	465	542	.8579
11. Chris McCray, Maryland	2003-06	275	322	.854
12. Paul Long, Wake Forest	1966-67	285	335	.851
13. Juan Dixon, Maryland	1999-02	426	501	.8503
14. Mark Price, Georgia Tech	1983-86	424	499	.84969
15. Jim Sutherland, Clemson	1965-67	260	306	.84967
16. Jeff Lamp, Virginia	1978-81	635	748	.8489
17. Shammond Williams, North Carolina	1995-98	292	344	.8488
18. Taron Downey, Wake Forest	2002-05	226	267	.8464
19. Sean Singletary, Virginia	2005-08	573	677	.8463
20. Malcolm Delaney, Virginia Tech	2007-10	721	853	.845
21. Tom Emma, Duke	1980-83	214	254	.843
22. Jeff Lebo, North Carolina	1986-89	308	367	.839
23. Marvin Lewis, Georgia Tech	2001-04	217	259	.8384
24. Chris Paul, Wake Forest	2004-05	306	365	.8383
25. Rodney Monroe, NC State	1988-91	459	549	.836

## 10 Assist Games - Season

Kendall Marshall, UNC	2012	17
Chris Corchiani, NCS	1991	15
Chris Corchiani, NCS	1990	13
Chris Corchiani, NCS	1989	13
Ed Cota, UNC	1998	12
Kenny Anderson, GT	1990	11
Tyrone Bogues, WF	1987	11
Tyrone Bogues, WF	1986	11
Grayson Marshall, Clem.	1986	11
Chris Corchiani, NCS	1988	10
Four players tied with 9		

## 10 Assist Games - Career

Chris Corchiani, NCS	'88-91	51
Bobby Hurley, Duke	'90-93	33
Ed Cota, UNC	'96-00	32
Tyrone Bogues, WF	'84-87	28
Grayson Marshall, Clem.	'85-88	25
Steve Blake, Md.	'00-03	23
Kendall Marshall, UNC	'11-12	21
Raymond Felton, UNC	'03-05	18
Phil Ford, UNC	'75-78	16
Kenny Anderson, GT	'90-91	14
Jason Williams, Duke	'00-02	14

## Career Blocked Shots

Player, School	Years	G	Avg.	Blk.
1. Tim Duncan, Wake Forest	1994-97	128	3.8	481
2. Ralph Sampson, Virginia	1980-83	132	3.5	462
3. Tree Rollins, Clemson	1974-77	110	4.1	450
4. Alvin Jones, Georgia Tech	1998-01	124	3.4	425
5. Shelden Williams, Duke	2003-06	139	3.0	422
6. Mike Gminski, Duke	1977-80	122	2.8	345
7. Derrick Lewis, Maryland	1985-88	127	2.7	339
8. Elden Campbell, Clemson	1987-90	123	2.7	334
9. Brendan Haywood, North Carolina	1998-01	141	2.1	304
10. Sharone Wright, Clemson	1992-94	92	3.1	288
11. Daniel Miller, Georgia Tech	2011-14	126	2.3	286
12. John Henson, North Carolina	2010-12	109	2.6	279
13. Terence Morris, Maryland	1998-01	136	1.9	256
14. Shane Battier, Duke	1998-01	146	1.7	254
15. Trevor Booker, Clemson	2007-10	134	1.9	250
16. Sam Perkins, North Carolina	1981-84	135	1.8	245
17. John Salley, Georgia Tech	1983-86	125	1.9	243
18. Cedric Lewis, Maryland	1988-91	95	2.5	239
19. James Gist, Maryland	2005-08	130	1.8	231
20. Ekene Ibekwe, Maryland	2004-07	127	1.8	230
Cherokee Parks, Duke	1992-95	131	1.8	230
22. Lonny Baxter, Maryland	1998-02	138	1.6	227
23. Anthony King, Miami	2005-08	105	2.0	213
24. Dale Davis, Clemson	1988-91	121	1.7	210
25. Thurl Bailey, NC State	1980-83	123	1.7	207

## Career Blocked Shots Per Game

(minimum two years played & 100 blocked shots)

Player, School	Years	G	Blocks	Avg.
1. Tree Rollins, Clemson	1974-77	110	450	4.09
2. Tim Duncan, Wake Forest	1994-97	128	481	3.75
3. Ralph Sampson, Virginia	1980-83	132	462	3.50
4. Alvin Jones, Georgia Tech	1998-01	124	425	3.43
5. Sharone Wright, Clemson	1992-94	92	288	3.13
6. Shelden Williams, Duke	2003-06	139	422	3.03
7. Joe Smith, Maryland	1994-95	64	190	2.97
8. Mike Gminski, Duke	1977-80	122	345	2.83
9. Tyrelle Blair, Boston College	2007-08	61	167	2.74
10. Elden Campbell, Clemson	1987-90	123	334	2.72
11. Derrick Lewis, Maryland	1985-88	127	339	2.67
12. John Henson, North Carolina	2010-12	109	279	2.56
13. Cedric Lewis, Maryland	1988-91	95	239	2.52
14. Rodney Dobard, Florida State	1992-93	64	157	2.45
15. Bernard James, Florida State	2011-12	69	164	2.38
16. Daniel Miller, Georgia Tech	2011-14	126	286	2.27
17. Rasheed Wallace, North Carolina	1994-95	69	156	2.26
18. Solomon Alabi, Florida State	2008-10	68	150	2.21
19. Brendan Haywood, North Carolina	1998-01	141	304	2.13
20. Ty Walker, Wake Forest	2009-12	70	144	2.06
21. Anthony King, Miami	2005-08	105	213	2.02
22. John Salley, Georgia Tech	1983-86	125	243	1.94
23. K.J. McDaniels, Clemson	2012-14	94	178	1.894
24. Elton Brand, Duke	1998-99	60	113	1.883
25. Terence Morris, Maryland	1998-01	136	256	1.882

## FGs Made Per Game - Career

David Thompson, NCS	'73-75	10.9
Buzz Wilkinson UVA	'53-55	10.8
Grady Wallace, USC	'55-57	10.6
Billy Cunningham, UNC	'63-65	9.5
Len Rosenbluth, UNC	'55-57	9.5
Bob Verga, Duke	'65-67	9.1
Jeff Mullins, Duke	'62-64	9.0
Paul Long, WF	'66-67	8.9
Charlie Scott, GT	'88-90	8.8
Charlie Davis, WF	'69-71	8.8

## FG Attempts Per Game - Career

Buzz Wilkinson UVA	'53-55	27.4
Grady Wallace, USC	'55-57	24.5
Len Rosenbluth, UNC	'55-57	20.7
Bill Yarborough, Clm.	'54-57	20.5
Butch Zatezalo, Clm.	'68-70	20.5
Billy Cunningham, UNC	'63-65	20.1
David Thompson, NCS	'73-75	19.7
Art Heyman, Duke	'61-63	19.5
Anthony Laquintano, UVA	'60-62	19.4
Charlie Davis, WF	'69-71	19.1



**Career 3-Point Field Goal Percentage**

(minimum of two years played, 150 3FGs, or 1.5 per game)

Player, School	Years	3FG	FGA	Pct.
1. Jack McClinton, Miami	2007-09	286	650	.440
2. Rodney Monroe, NC State	1988-91	322	739	.436
3. Hubert Davis, North Carolina	1989-92	197	453	.435
4. Rusty LaRue, Wake Forest	1993-96	151	349	.433
5. Archie Miller, NC State	1998, 00-02	218	509	.4288
6. Jeff Lebo, North Carolina	1987-89	211	493	.4287
7. Trajan Langdon, Duke	1995,96-98	342	802	.426
8. Dennis Scott, Georgia Tech	1988-90	351	831	.422
9. Keith Friel, Virginia	2000-01	107	254	.4212
10. Anthony Morrow, Georgia Tech	2005-08	258	613	.4208
11. Seth Curry, Duke	2011-13	223	531	.4199
12. Shane Battier, Duke	1998-01	246	592	.416
13. Rashad McCants, North Carolina	2003-05	221	533	.4146
14. Jason Capel, North Carolina	1999-02	164	396	.4141
15. Chris Whitney, Clemson	1992-93	167	404	.4134
16. Scott Wood, NC State	2010-13	334	809	.4129
17. Dante Calabria, North Carolina	1993-96	193	469	.411
18. Mike Jones, Maryland	2004-07	203	495	.410
19. Tom Gugliotta, NC State	1989-92	183	448	.40848
20. Joe Harris, Virginia	2011-14	263	646	.407
21. Andre Dawkins, Duke	2010-12, 2014	231	568	.4066
21. J.J. Redick, Duke	2003-06	457	1,126	.40586
23. Eric Hayes, Maryland	2077-10	196	484	.40496
24. Bobby Hurley, Duke	1990-93	264	652	.40490
25. Clint Harrison, NC State	1995-98	161	399	.404

**Career 3-Point Field Goals**

Player, School	Years	Pct.	Att.	3FG
1. J.J. Redick, Duke	2003-06	.406	1,126	457
2. Curtis Staples, Virginia	1995-98	.383	1,079	413
3. Dennis Scott, Georgia Tech	1988-90	.452	831	351
4. Trajan Langdon, Duke	1995,96-99	.426	802	342
5. Scott Wood, NC State	2010-13	.413	809	334
6. Randolph Childress, Wake Forest	1991,93-95	.395	832	329
7. Rodney Monroe, NC State	1988-91	.436	739	322
8. Justin Gray, Wake Forest	2003-06	.371	860	319
9. Jason Williams, Duke	2000-02	.393	797	313
10. Tony Akins, Georgia Tech	1998-02	.371	812	301
11. Jon Scheyer, Duke	2007-10	.381	780	297
12. K.C. Rivers, Clemson	2006-09	.385	729	281
13. Robert O'Kelley, Wake Forest	1998-01	.396	801	288
14. Jack McClinton, Miami	2007-09	.440	650	286
15. A.D. Vassallo, Virginia Tech	2006-09	.385	694	267
Kyle Singler, Duke	2008-11	.363	736	267
17. Malcolm Delaney, Virginia Tech	2008-11	.363	727	264
Bobby Hurley, Duke	1990-93	.405	652	264
19. Joe Harris, Virginia	2011-14	.407	646	263
20. Terrell McIntyre, Clemson	1995-99	.372	696	259
21. Anthony Morrow, Georgia Tech	2005-08	.421	613	258
Travis Best, Georgia Tech	1992-95	.393	656	258
23. Craig Dawson, Wake Forest	1998-02	.398	640	255
James Collins, Florida State	1994-97	.372	686	255
25. Tony Rutland, Wake Forest	1995-98	.376	657	247

**FTs Made Per Game - Career**

Dickie Hemric, WF	'53-55	9.7
Buzz Wilkinson, UVa	'53-55	9.5
Len Rosenbluth, UNC	'55-57	7.9
Len Chappell, WF	'60-62	7.3
Charlie Davis, WF	'69-71	7.3
Art Whisnant, USC	'60-62	7.2
Art Heyman, Duke	'61-63	6.9
Tyler Hansbrough, UNC	'06-09	6.9
John Roche, USC	'69-71	6.8
Grady Wallace, USC	'55-57	6.7
Butch Zatezalo, Clm.	'68-70	6.7

**FT Attempts Per Game - Career**

Dickie Hemric, WF	'53-55	13.0
Buzz Wilkinson, UVa	'53-55	12.2
Art Whisnant, USC	'60-62	11.1
Len Rosenbluth, UNC	'55-57	10.7
Art Heyman, Duke	'61-63	10.5
Len Chappell, WF	'60-62	10.3
Mel Thompson, NCS	'53-54	9.6
Billy Cunningham, UNC	'63-65	9.2
Pete Brennan, UNC	'56-58	8.8
Tyler Hansbrough, UNC	'06-09	8.7
Grady Wallace, USC	'55-57	8.7

**Career Assists to Turnover Ratio**

(minimum of two years and 300 assists)

Player, School	Years	Ast.	TO	Ratio
1. Kendall Marshall, North Carolina	2011-12	581	193	3.01
2. Sidney Lowe, NC State	1980-83	762	259	2.94
3. Ty Lawson, North Carolina	2007-09	608	219	2.78
4. Keith Gatlin, Maryland	1984-87	649	246	2.638
5. Quinn Cook, Duke	2012-**	406	154	2.636
6. Tyrone Bogues, Wake Forest	1985-87	781	297	2.62
7. Chris Corchiani, NC State	1988-91	1,038	400	2.60
8. Steve Wojciechowski, Duke	1995-98	505	202	2.50
9. Grayson Marshall, Clemson	1985-88	857	347	2.469
10. Danny Young, Wake Forest	1981-84	493	207	2.38
11. Chris Paul, Wake Forest	2004-05	395	171	2.309
12. Chris Duhon, Duke	2001-04	819	355	2.307
13. Spud Webb, NC State	1984-85	373	162	2.30
14. Marc Campbell, Clemson	1981-84	364	162	2.25
15. Jeff Lebo, North Carolina	1986-89	580	263	2.21
16. King Rice, North Carolina	1988-91	629	287	2.192
17. Ed Cota, North Carolina	1997-00	1,030	470	2.191
18. Nate McMillan, NC State	1985-86	402	184	2.185
19. Jeff McInnis, North Carolina	1994-96	435	200	2.175
20. Steve Blake, Maryland	2000-03	972	453	2.146
21. Travis Best, Georgia Tech	1992-95	692	324	2.136
22. Jeff Jones, Virginia	1979-82	598	280	2.135
23. Tommy Amaker, Duke	1984-87	708	336	2.11
24. Andre Young, Clemson	2009-12	342	163	2.10
25. Terrell Stokes, Maryland	1996-99	593	283	2.09

**Career Minutes Played**

Player, School	Years	GP	Min.
1. Kyle Singler, Duke	2008-11	148	4,887
2. Chris Duhon, Duke	2001-04	144	4,813
3. Bobby Hurley, Duke	1990-93	140	4,802
4. Jon Scheyer, Duke	2007-10	144	4,459
5. Johnny Dawkins, Duke	1983-86	133	4,749
6. J.J. Redick, Duke	2003-06	139	4,732
7. Malcolm Delaney, Virginia Tech	2008-11	136	4,692
8. Tommy Amaker, Duke	1984-87	138	4,666
9. Ed Cota, North Carolina	1997-00	138	4,631
10. Mark Price, Georgia Tech	1983-86	126	4,604
11. Greivis Vasquez, Maryland	2007-10	136	4,568
12. Matt Harpring, Georgia Tech	1995-98	124	4,506
13. Travis Best, Georgia Tech	1992-95	124	4,504
14. Tim Duncan, Wake Forest	1994-97	128	4,496
15. Brian Oliver, Georgia Tech	1987-90	127	4,425
16. Tyler Hansbrough, North Carolina	2006-09	142	4,394
17. Bryant Stith, Virginia	1989-92	131	4,391
18. Ademola Okulaja, North Carolina	1996-99	139	4,390
19. Tom Hammonds, Georgia Tech	1986-89	123	4,387
20. Scott Wood, NC State	2010-13	138	4,372
21. Shane Battier, Duke	1998-01	146	4,337
22. Bruce Dalrymple, Georgia Tech	1984-87	126	4,331
23. Steve Blake, Maryland	2000-03	138	4,312
24. Danny Ferry, Duke	1986-89	143	4,307
25. Len Bias, Maryland	1983-86	131	4,302

**3-Pt. FG Made Per Game - Career**

Dennis Scott, GT	'88-90	3.6
Curtis Staples, UVa	'95-98	3.4
J.J. Redick, Duke	'03-06	3.3
Tim Pickett, FSU	'03-04	3.1
Curtis McClinton, UM	'07-09	3.0
Jason Williams, Duke	'00-02	2.9
Chris Whitney, Clem.	'92-93	2.9
Randolph Childress, WF	'91-93-95	2.7
Jon Barry, GT	'92-92	2.7
Justin Gray, WF	'03-06	2.7

**3-Pt. FGA Per Game - Career**

Curtis Staples, UVa	'95-98	8.8
Tim Pickett, FSU	'03-04	8.5
Dennis Scott, GT	'88-90	8.4
J.J. Redick, Duke	'03-06	8.1
Jason Williams, Duke	'00-02	7.4
Jon Barry, GT	'92-92	7.3
Justin Gray, WF	'03-06	7.2
Tony Stockman, Clem.	'01-02	7.1
Chris Whitney, Clem.	'92-93	7.0
Randolph Childress, WF	'91-93-95	6.9

## ACC Double-Doubles

### 2013-14 "Double-Doubles"

Player, School	Career	ACC	Tot
Jabari Parker, Fr., Duke	14	10	14
Talib Zanna, Sr., Pitt	17	7	11
K.J. McDaniels, Jr., Clem	8	5	8
Jerami Grant, So., Syr.	7	6	7
James Michael McAdoo, Jr., UNC	16	4	7
Daniel Miller, Sr., GT	11	4	6
Robert Carter, Jr., So., GT	10	2	6
Devin Thomas, So., WF	9	1	6
T.J. Warren, So., NCS	8	2	6
Garrick Sherman, Sr., ND	6	3	6
Ryan Anderson, Jr., BC	20	3	5
Okaro White, Jr., FSU	9	1	5
Pat Connaughton, Jr., ND	7	2	5
C.J. Fair, Sr., Syr.	15	1	4
Jarell Eddie, Sr., VT	7	1	4
Rion Brown, Sr., UM	4	3	4
Landry Nnoko, So., Clem.	3	1	3
J.P. Tokoto, So., UNC	3	1	3
Evan Smotrycz, Jr., Md.	3	0	3
Akil Mitchell, Sr., UVa	15	2	2
Charles Mitchell, So., Md.	5	0	2
DaJuan Coleman, So., SU	3	0	2
Arnaud Adala Moto, So., WF	2	2	2
Malcolm Brogdon, So., UVa	2	2	2
Amile Jefferson, So., Duke	2	2	2
Brice Johnson, So., UNC	2	1	2
Trevor Thompson, Fr., VT	2	1	2
Donnavan Kirk, Sr., UM	2	0	2
Kennedy Meeks, Fr., UNC	2	0	2
Travis McKie, Sr., WF	17	0	1
Eric Atkins, Sr., ND	5	1	1
C.J. Barksdale, Jr., VT	2	0	1
Dez Wells, Jr., Md.	2	0	1
Garrius Adams, Sr., Miami	1	1	1
Zach Auguste, So., ND	1	1	1
Jaron Blossomgame, Fr., Clem.	1	1	1
Boris Bojanovsky, So., FSU	1	1	1
Rakeem Christmas, Jr., Syr.	1	1	1
Tonye Jekiri, So., Miami	1	1	1
Aaron Thomas, So., FSU	1	1	1
Kyle Washington, Fr., NCS	1	1	1
Montay Brandon, So., FSU	1	0	1
Quinn Cook, Jr., Duke	1	0	1
Lennard Freeman, Fr., NCS	1	0	1
Kammeon Holsey, Sr., GT	1	0	1
Derrick Randall, Jr., Pitt	1	0	1

### Double-Double Yearly Leaders

1954	Ronnie Shavlik, So., NC State	22
1955	Ronnie Shavlik, Jr., NC State	21
1956	Ronnie Shavlik, Sr., NC State	25
1957	John Richter, So., NC State	17
1958	John Richter, Jr., NC State	15
1959	John Richter, Sr., NC State	20
1960	Len Chappell, So., Wake Forest	16
1961	Len Chappell, Jr., Wake Forest	24
1962	Len Chappell, Sr., Wake Forest	26
1963	Billy Cunningham, So., North Carolina	20
1964	Billy Cunningham, Jr., North Carolina	22
1965	Billy Cunningham, Sr., North Carolina	18
1966	Mike Lewis, So., Duke	15
1967	Larry Miller, Jr., North Carolina	19
1968	Mike Lewis, Sr., Duke	24
1969	Randy Denton, So., Duke	19
	Tom Owens, So., South Carolina	19
1970	Tom Owens, Jr., South Carolina	19
1971	Randy Denton, Sr., Duke	22
1972	Robert McAdoo, Jr., North Carolina	14
	Tom McMillen, So., Maryland	14
1973	Tom Burleson, Jr., NC State	20
1974	Tom Burleson, Sr., NC State	26
1975	Mitch Kupchak, Jr., North Carolina	20
1976	Kenny Carr, So., NC State	17
1977	Tree Rollins, Sr., Clemson	19
1978	Mike Gminski, So., Duke	21
1979	Buck Williams, Fr., Maryland	11
1980	Ralph Sampson, Fr., Virginia	21
1981	Ralph Sampson, So., Virginia	21
1982	Ralph Sampson, Jr., Virginia	18
1983	Ralph Sampson, Sr., Virginia	24
1984	Sam Perkins, Sr., North Carolina	17
	Anthony Teachey, Sr., Wake Forest	17
1985	Brad Daugherty, Jr., North Carolina	17
1986	Horace Grant, Jr., Clemson	16
1987	Horace Grant, Sr., Clemson	13
1988	Charles Shackleford, Jr., NC State	14
1989	Danny Ferry, Sr., Duke	10
	Brian Oliver, Sr., Georgia Tech	10
1990	Dale Davis, Jr., Clemson	20
1991	Dale Davis, Sr., Clemson	19
1992	Malcolm Mackey, Jr., Georgia Tech	17
1993	George Lynch, Sr., North Carolina	17
1994	Joe Smith, Fr., Maryland	20
1995	Tim Duncan, So., Wake Forest	21
1996	Tim Duncan, Jr., Wake Forest	24
1997	<b>Tim Duncan, Sr., Wake Forest</b>	<b>29</b>
1998	Antawn Jamison, Jr., North Carolina	22
1999	Elton Brand, So., Duke	17
2000	Terence Morris, Sr., Maryland	12
	Jason Collier, Sr., Georgia Tech	12
2001	Travis Watson, So., Virginia	13
2002	Travis Watson, Jr., Virginia	17
2003	Travis Watson, Sr., Virginia	16
2004	Sean May, Jr., North Carolina	13
2005	Shelden Williams, Jr., Duke	20
2006	Shelden Williams, Sr., Duke	21
2007	Jared Dudley, Sr., Boston College	10
2008	Tyler Hansbrough, Jr., North Carolina	19
2009	Gani Lawal, Jr., Georgia Tech	15
2010	Al-Farouq Aminu, So., Wake Forest	19
2011	Jordan Williams, So., Maryland	25
2012	John Henson, Jr., North Carolina	18
2013	Richard Howell, Sr., NC State	18
	Mason Plumlee, Sr., Duke	18
2014	Jabari Parker, Fr., Duke	14

### Leaders by Class

<b>Freshmen:</b>	Ralph Sampson, UVa, 1980	21
<b>Sophomore:</b>	Jordan Williams, Md., 2011	25
<b>Junior:</b>	Tim Duncan, WF, 1996	24
	Len Chappell, WF, 1961	24
<b>Senior:</b>	Tim Duncan, WF, 1997	29

### ACC "Double-Double" Leaders

#### Single Season Double-Doubles

Tim Duncan, WF	Sr.	1997	29
Tom Burleson, NCS	Sr.	1974	26
Len Chappell, WF	Sr.	1962	26
Jordan Williams, Md.	So.	2011	25
Ronnie Shavlik, NCS	Sr.	1956	25
Len Chappell, WF	Jr.	1961	24
Tim Duncan, WF	Jr.	1996	24
Mike Lewis, Duke	Sr.	1968	24
Ralph Sampson, UVa	Sr.	1983	24
Billy Cunningham, UNC	Jr.	1964	22
Randy Denton, Duke	Sr.	1971	22
Len Elmore, Md.	Sr.	1974	22
Antawn Jamison, UNC	Sr.	1998	22
Ronnie Shavlik, NCS	So.	1954	22
Tim Duncan, WF	So.	1995	21
Mike Gminski, Duke	So.	1978	21
Antawn Jamison, UNC	Jr.	1998	21
Ralph Sampson, UVa	So.	1981	21
Ralph Sampson, UVa	Fr.	1980	21
Ronnie Shavlik, NCS	Jr.	1955	21
Ronny Watts, WF	Jr.	1964	21
Shelden Williams, Duke	Sr.	2006	21
Tom Burleson, NCS	Jr.	1973	20
Norm Carmichael, UVa	Jr.	1968	20
Billy Cunningham, UNC	So.	1963	20
Dale Davis, Clem.	Jr.	1990	20
Mike Gminski, Duke	Sr.	1980	20
Mitch Kupchak, UNC	Jr.	1975	20
John Richter, Sr., NCS	Sr.	1959	20
Joe Smith, Md.	Fr.	1994	20
Shelden Williams, Duke	Jr.	2005	20

#### Career Double-Doubles

Tim Duncan, WF	1994-97	87
Ralph Sampson, UVa	1980-83	84
Ronnie Shavlik, NCS	1954-56	68
Tom Burleson, NCS	1972-74	67
Len Chappell, WF	1960-62	66
Mike Gminski, Duke	1977-80	63
Tree Rollins, Clem.	1974-77	61
Billy Cunningham, UNC	1962-65	60
Shelden Williams, Duke	2003-06	59
Randy Denton, Duke	1969-71	58
Tom Owens, USC	1969-71	57
Travis Watson, UVa	2000-04	54
Dale Davis, Clem.	1988-91	52
Mike Lewis, Duke	1966-68	52
John Richter, NCS	1957-59	52
Antawn Jamison, UNC	1996-98	51

#### Consecutive Double-Doubles

Billy Cunningham, UNC	1962-64	40
Mike Lewis, Duke	1967-68	21
Tim Duncan, WF	1996-97	26
Mike Lewis, Duke	1967-68	21
Len Chappell, WF	1962	16

Maryland's Joe Smith (1994-95) had 37 double-doubles in 64 career games ... Duke's Art Heyman (1961-63) had 46 double-doubles in 79 career games, including eight in 11 career games played in March.

## Points Per Game

Year	Player, School	Cl.	G	Pts	PG
1954	Buzzy Wilkinson, UVa	Jr.	27	814	30.1
<b>1955</b>	<b>Buddy Wilkinson, UVa</b>	<b>Sr.</b>	<b>28</b>	<b>898</b>	<b>32.1</b>
1956	Len Rosenbluth, UNC	Jr.	23	614	26.6
1957	Grady Wallace, SC	Sr.	29	906	31.2
1958	Pete Brennan, UNC	Sr.	26	554	21.3
1959	John Richter, NCS	Sr.	26	443	17.0
1960	Lee Shaffer, NC	Sr.	24	437	18.2
1961	Len Chappell, WF	Jr.	28	745	26.6
1962	Len Chappell, WF	Sr.	31	932	30.1
1963	Art Heyman, Duke	Sr.	30	747	24.9
1964	Billy Cunningham, UNC	Jr.	24	623	26.0
1965	Billy Cunningham, UNC	Sr.	24	609	25.4
1966	Bob Lewis, UNC	Jr.	27	740	27.4
1967	Bob Verga, Duke	Sr.	27	705	26.1
1968	Butch Zatezalo, Clem.	So.	24	552	23.0
1969	Butch Zatezalo, Clem.	Jr.	25	645	25.8
1970	Charlie Scott, UNC	Sr.	27	731	27.1
1971	Charlie Davis, WF	Sr.	26	690	26.5
1972	Barry Parkhill, UVa	Jr.	28	605	21.6
1973	David Thompson, NCS	So.	27	666	24.7
1974	David Thompson, NCS	Jr.	32	805	26.0
1975	David Thompson, NCS	Sr.	28	838	29.9
1976	Kenny Carr, NCS	Jr.	30	798	26.6
1977	Kenny Carr, NCS	Sr.	28	588	21.0
1978	Rod Griffin, WF	Sr.	29	623	21.5
1979	Jeff Lamp, UVa	So.	28	641	22.9
1980	Albert King, Md	Jr.	31	674	21.7
1981	Gene Banks, Duke	Sr.	27	499	18.5
1982	Vince Taylor, Duke	Sr.	27	549	20.3
1983	Mark Price, GT	Fr.	28	568	20.3
1984	Michael Jordan, UNC	Jr.	31	607	19.6
1985	Len Bias, Md.	Jr.	37	701	18.9
1986	Len Bias, Md.	Sr.	37	743	23.2
1987	Horace Grant, Clem.	Sr.	31	651	21.0
1988	Danny Ferry, Duke	Jr.	35	667	19.1
1989	Danny Ferry, Duke	Sr.	35	791	22.6
1990	Dennis Scott, GT	Jr.	35	970	27.7
1991	Rodney Monroe, NCS	Sr.	31	836	27.0
1992	Walt Williams, Md.	Sr.	29	776	26.8
1993	Rodney Rogers, WF	Jr.	30	636	21.2
1994	Bob Sura, FSU	Jr.	27	573	21.2
1995	Joe Smith, Md.	So.	34	708	20.8
1996	Todd Fuller, NCS	Sr.	31	649	20.9
1997	Tim Duncan, WF	Sr.	31	645	20.8
1998	Antawn Jamison, UNC	Jr.	37	822	22.2
1999	Terrell McIntyre, Clem.	Sr.	35	627	17.9
2000	Will Solomon, Clem.	So.	30	627	20.9
2001	Jason Williams, Duke	So.	39	841	21.6
2002	Jason Williams, Duke	Jr.	35	746	21.3
2003	Josh Howard, WF	Sr.	31	606	19.5
2004	Rashad McCants, UNC	So.	30	599	20.0
2005	J.J. Redick, Duke	Jr.	33	721	21.8
2006	J.J. Redick, Duke	Sr.	36	964	26.8
2007	Al Thornton, FSU	Sr.	35	690	19.7
2008	Tyler Hansbrough, UNC	Jr.	39	882	22.6
2009	Toney Douglas, FSU	Sr.	35	751	21.5
2010	Malcolm Delaney, VT	Jr.	33	667	20.2
2011	Nolan Smith, Duke	Sr.	37	764	20.6
2012	Terrell Stoglin, Md.	So.	32	690	21.6
2013	Erick Green, VT	Sr.	32	801	25.0
2014	T.J. Warren, NCS	So.	35	871	24.9

## ACC GAMES ONLY

1988	Danny Ferry, Duke	Jr.	14	304	21.7
1989	Danny Ferry, Duke	Sr.	13	307	23.6
1990	Dennis Scott, GT	Jr.	14	382	27.3
1991	Rodney Monroe, NCS	Sr.	14	397	28.4
1992	Walt Williams, Md.	Sr.	16	473	29.6
1993	Rodney Rogers, WF	Jr.	16	346	21.6
1994	James Forrest, GT	Jr.	14	288	20.6
1995	Joe Smith, Md.	So.	16	335	20.9
1996	Todd Fuller, NCS	Sr.	16	318	19.9
1997	Tim Duncan, WF	Sr.	16	347	21.7
1998	Antawn Jamison, UNC	Jr.	16	388	24.3
1999	Jason Collier, GT	Jr.	16	300	18.8
2000	Will Solomon, Clem.	So.	16	340	21.3
2001	Joseph Forte, UNC	So.	16	379	23.7
2002	Jason Williams, Duke	Jr.	16	348	21.8
2003	Josh Howard, WF	Sr.	16	360	22.5
2004	Rashad McCants, UNC	So.	16	346	21.6
2005	J.J. Redick, Duke	Jr.	16	383	23.9
2006	J.J. Redick, Duke	Sr.	16	470	29.4
2007	Al Thornton, FSU	Sr.	16	376	23.5
2008	Tyler Hansbrough, UNC	Jr.	16	379	23.7
2009	Toney Douglas, FSU	Sr.	16	369	23.1
2010	Malcolm Delaney, VT	Jr.	16	363	22.7
2011	Nolan Smith, Duke	Sr.	16	375	23.4
2012	Terrell Stoglin, Md.	So.	16	340	21.3
2013	Erick Green, VT	Sr.	18	469	26.1
2014	T.J. Warren, NCS	So.	17	434	25.5

## Rebounds Per Game

Year	Player, School	Cl.	G	Reb	PG
1954	Dickie Hemric, WF	Jr.	28	424	15.1
1955	Dickie Hemric, WF	Sr.	27	515	19.0
<b>1956</b>	<b>Ron Shavlik, NCS</b>	<b>Sr.</b>	<b>28</b>	<b>545</b>	<b>19.5</b>
1957	Grady Wallace, USC	Sr.	29	419	14.4
1958	Pete Brennan, UNC	Sr.	26	303	11.7
1959	John Richter, NCS	Sr.	26	370	14.2
1960	Bob Mortell, UVa	Sr.	24	350	14.6
1961	Len Chappell, WF	Jr.	28	393	14.0
1962	Len Chappell, WF	Sr.	31	470	15.2
1963	Billy Cunningham, UNC	So.	23	339	16.1
1964	Billy Cunningham, UNC	Jr.	24	379	15.8
1965	Billy Cunningham, UNC	Sr.	24	344	14.3
1966	Mike Lewis, Duke	Jr.	30	329	11.0
1967	Gary Gregor, USC	Jr.	23	305	13.3
1968	Mike Lewis, Duke	Jr.	28	402	14.4
1969	Tom Owens, USC	So.	28	363	13.0
1970	Tom Owens, USC	Jr.	28	393	14.9
1971	Tom Owens, USC	Sr.	28	360	12.8
1972	Tom Burlleson, NCS	So.	26	365	14.0
1973	Tom Burlleson, NCS	Jr.	27	324	12.0
1974	Len Elmore, Md.	Sr.	28	412	14.7
1975	Wayne Rollins, Clem.	So.	28	328	11.7
1976	Mitch Kupchak, UNC	Sr.	28	316	11.3
1977	Wayne Rollins, Clem.	Sr.	28	328	11.7
1978	Rod Griffin, WF	Sr.	29	291	10.0
	Mike Gminski, Duke	So.	32	319	10.0
1979	Buck Williams, Md.	Fr.	30	323	10.8
1980	Ralph Sampson, UVa	Fr.	34	381	11.2
1981	Buck Williams, Md.	Jr.	31	363	11.7
1982	Ralph Sampson, UVa	Jr.	32	366	11.4
1983	Ralph Sampson, UVa	Sr.	33	386	11.7
1984	Anthony Teachey, WF	Sr.	32	321	10.0
1985	Brad Daugherty, UNC	Jr.	36	349	9.7
1986	Horace Grant, Clem.	Jr.	34	357	10.5
1987	Horace Grant, Clem.	Sr.	31	299	9.6
1988	Charles Shackelford, NCS	Jr.	31	297	9.6
1989	Dale Davis, Clem.	So.	29	258	8.9
1990	Dale Davis, Clem.	Jr.	35	395	11.3
1991	Dale Davis, Clem.	Sr.	28	340	12.1
1992	Tom Gugliotta, NCS	Sr.	30	293	9.8
1993	Sharon Wright, Clem.	So.	30	314	10.5
1994	Joe Smith, Md.	Fr.	30	321	10.7
1995	Tim Duncan, WF	So.	32	401	12.5
1996	Tim Duncan, WF	Jr.	32	395	12.3
1997	Tim Duncan, WF	Sr.	31	457	14.7
1998	Antawn Jamison, UNC	Jr.	31	389	10.5
1999	Harold Jamison, Clem.	Sr.	35	346	9.9
2000	Jason Collier, GT	Sr.	30	276	9.2
2001	Alvin Jones, GT	Sr.	30	312	10.4
2002	Travis Watson, UVa	Jr.	28	272	9.7
2003	Travis Watson, UVa	Sr.	31	321	10.4
2004	Sean May, UNC	So.	29	285	9.8
2005	Shelden Williams, Duke	Jr.	33	369	11.2
2006	Shelden Williams, Duke	Sr.	36	384	10.7
2007	Jared Dudley, BC	Sr.	30	248	8.3
2008	Tyler Hansbrough, UNC	Jr.	39	399	10.2
2009	Trevor Booker, Clem.	Jr.	32	311	9.7
2010	Al-Farouq Aminu, WF	So.	31	332	10.7
2011	Jordan Williams, Md.	So.	33	388	11.8
2012	John Henson, UNC	Jr.	35	348	9.9
2013	Richard Howell, NCS	Sr.	35	380	10.9
2014	Jabari Parker, Duke	Fr.	35	306	8.7

## ACC GAMES ONLY

1988	Charles Shackelford, NCS	Jr.	13	130	10.0
1989	Dale Davis, Clem.	So.	13	117	9.0
1990	Dale Davis, Clem.	Jr.	14	164	11.7
1991	Dale Davis, Clem.	Sr.	14	167	11.9
1992	Malcolm Mackey, GT	Jr.	16	148	9.3
1993	Derrick Hicks, WF	Sr.	16	163	10.2
1994	Joe Smith, Md.	Fr.	16	179	11.2
1995	Tim Duncan, WF	So.	16	195	12.2
1996	Tim Duncan, WF	Jr.	16	181	11.3
1997	Tim Duncan, WF	Sr.	16	239	14.9
1998	Antawn Jamison, UNC	Jr.	16	169	10.6
1999	Elton Brand, Duke	So.	16	164	10.3
2000	Terence Morris, Md.	Jr.	16	135	9.0
2001	Alvin Jones, GT	Sr.	16	169	10.6
2002	Travis Watson, UVa	Jr.	16	157	9.8
2003	Travis Watson, UVa	Sr.	16	182	11.4
2004	Sean May, UNC	So.	16	157	9.8
2005	Sean May, UNC	Jr.	16	196	12.3
2006	Shelden Williams, Duke	Sr.	16	184	11.5
2007	Al Thornton, FSU	Sr.	16	140	8.8
2008	Tyler Hansbrough, UNC	Jr.	16	184	11.5
2009	Trevor Booker, Clem.	Jr.	16	168	10.5
2010	Al-Farouq Aminu, WF	So.	16	165	10.3
2011	Jordan Williams, Md.	So.	16	182	11.4
2012	John Henson, UNC	Jr.	16	170	10.6
2013	Richard Howell, NCS	Sr.	18	205	11.4
2014	Jabari Parker, Duke	Fr.	18	176	9.8

## Field Goal Percentage

Year	Player, School	Cl.	FG	FGA	Pct.
1954	Gene Shue, Md.	Sr.	237	469	.505
1955	Bob McCarty, UVa	Jr.	235	444	.531
1956	Ernie Wiggins, WF	Jr.	136	272	.500
	Jack Mordock, WF	Jr.	124	248	.500
1957	John Richter, NCS	So.	136	262	.519
1958	Paul Schmidt, Duke	Sr.	102	195	.523
1959	Carroll Youngkin, Duke	So.	136	266	.511
1960	Carroll Youngkin, Duke	Jr.	131	246	.533
1961	Carroll Youngkin, Duke	Sr.	146	253	.577
1962	Don Walsh, UNC	Sr.	85	152	.559
1963	Jay Buckley, Duke	Jr.	130	217	.600
1964	Larry Lskins, NCS	Jr.	97	162	.599
1965	Jack Marin, Duke	Jr.	195	357	.546
1966	Rick Wise, Md.	Sr.	87	140	.621
1967	Rusty Clark, UNC	So.	181	328	.552
1968	Vann Williford, NCS	So.	109	190	.573
1969	Bill Bunting, UNC	Sr.	363	217	.598
1970	Larry Saunders, Duke	Jr.	98	154	.636
1971	Dennis Wucyik, UNC	Jr.	182	300	.607
1972	Bobby Jones, UNC	So.	127	190	.668
1973	Bobby Jones, UNC	Jr.	206	343	.601
1974	Bobby Jones, UNC	Sr.	189	326	.580
1975	Bob Fleisher, Duke	Sr.	178	287	.620
1976	Tommy LaGarde, UNC	Jr.	156	255	.612
1977	Rod Griffin, WF	Jr.	198	319	.621
1978	Mike O'Koren, UNC	So.	173	269	.643
1979	Al Wood, UNC	So.	210	367	.572
1980	Greg Manning, Md.	Jr.	196	305	.643
1981	Buck Williams, Md.	Jr.	183	283	.647
1982	Vince Hamilton, Clem.	So.	181	309	.586
1983	Ralph Sampson, UVa	Sr.	250	414	.604
1984	Ben Coleman, Md.	Sr.	194	319	.608
1985	John Salley, GT	Jr.	193	308	.627
1986	Brad Daugherty, UNC	Sr.	284	438	.648
1987	Horace Grant, Clem.	Sr.	256	390	.656
1988	Elden Campbell, Clem.	So.	217	345	.629
1989	Dale Davis, Clem.	So.	146	218	.670
1990	Dale Davis, Clem.	Jr.	205	328	.625
1991	Christian Laettner, Duke	Jr.	271	471	.575
1992	Kevin Thompson, NCS	Jr.	194	311	.624



## Free Throw Percentage

Year	Player, School	Cl.	FT	FTA	Pct.
1954	Al DePorter, WF	Sr.	96	119	.807
1955	Jack Murdock, WF	So.	101	121	.835
1956	Jack Murdock, WF	Jr.	203	237	.857
1957	Ernie Wiggins, WF	Sr.	93	106	.877
1958	Bill Metzger, UVA	Jr.	66	78	.846
1959	Dickie Odom, WF	Sr.	109	137	.796
1960	York Larese, UNC	Jr.	131	151	.868
1961	Bob McDonald, Md.	Sr.	69	79	.873
1962	Ronnie Collins, USC	So.	84	95	.884
1963	Scotti Ward, USC	Sr.	118	136	.868
1964	Gary Burnisky, Clem.	Sr.	79	88	.898
1965	Mac Caldwell, UVA	Sr.	76	90	.844
1966	Paul Long, WF	Jr.	153	176	.869
1967	Jim Sutherland, Clem.	Sr.	104	116	.897
1968	Jerry Montgomery, WF	Jr.	134	157	.854
1969	Charlie Davis, WF	So.	194	220	.882
1970	Charlie Davis, WF	Jr.	196	224	.875
1971	Charlie Davis, WF	Sr.	188	218	.862
1972	Dennis Wuycik, UNC	Sr.	181	212	.854
1973	Chris Redding, Duke	Jr.	124	147	.844
1974	Kevin Billerman, Duke	Jr.	84	101	.832
1975	John Lucas, Md.	Jr.	97	116	.836
1976	Skip Brown, WF	Jr.	97	111	.874
1977	Phil Ford, UNC	Jr.	157	184	.853
1978	Jim Spanarkel, Duke	Jr.	220	255	.863
1979	Jeff Lamp, UVA	So.	181	214	.846
1980	Greg Manning, Md.	Jr.	79	87	.908
1981	Jeff Lamp, UVA	Sr.	154	178	.865
1982	Chip Engelland, Duke	Jr.	77	88	.875
1983	Mark Price, GT	Fr.	93	106	.877
1984	Sam Perkins, UNC	Sr.	155	181	.856
1985	Steve Hale, UNC	Jr.	85	97	.876
1986	Len Bias, Md.	Sr.	209	242	.864
1987	Danny Ferry, Duke	So.	92	109	.844
1988	Jeff Lebo, UNC	Jr.	86	98	.878
1989	Richard Morgan, UVA	Sr.	121	140	.864
1990	Christian Laettner, Duke	So.	225	269	.836
1991	Rodney Monroe, NCS	Sr.	162	183	.885
1992	Hubert Davis, UNC	Sr.	140	169	.828
1993	Donald Williams, UNC	So.	97	117	.829
1994	Travis Best, GT	Jr.	123	142	.866
1995	Travis Best, GT	Sr.	116	137	.847
1996	Duane Simpkins, Md.	Sr.	87	103	.845
1997	Trajan Langdon, Duke	So.	113	126	.897
1998	S. Williams, UNC	Sr.	133	146	.911
1999	Donald Hand, UVA	So.	162	188	.862
2000	Darius Songaila, WF	So.	157	188	.835
2001	Roger Mason, UVA	So.	122	138	.884
2002	Juan Dixon, Md.	Sr.	141	157	.898
2003	J.J. Redick, Duke	Fr.	102	111	.919
<b>2004</b>	<b>J.J. Redick, Duke</b>	<b>So.</b>	<b>143</b>	<b>150</b>	<b>.953</b>
2005	J.J. Redick, Duke	Jr.	196	209	.938
2006	Shawan Robinson, Clem.	Sr.	84	92	.913
2007	Jack McClinton, Miami	So.	102	114	.895
2008	Jack McClinton, Miami	Jr.	114	124	.919
2009	Jack McClinton, Miami	Sr.	116	131	.885
2010	Jon Scheyer, Duke	Sr.	194	221	.878
2011	Malcolm Grant, Miami	Jr.	122	143	.853
2012	Seth Curry, Duke	Jr.	103	118	.873
2013	C.J. Harris, WF	Sr.	138	163	.847
2014	Marcus Paige, UNC	So.	128	146	.877

### ACC GAMES ONLY

1988	David Carlyle, WF	Sr.	48	57	.842
1989	Richard Morgan, UVA	Sr.	54	63	.857
1990	Christian Laettner, Duke	So.	82	95	.863
1991	Rodney Monroe, NCS	Sr.	79	89	.889
1992	Hubert Davis, UNC	Sr.	69	83	.831
1993	Sam Cassell, FSU	Sr.	58	71	.817
1994	Travis Best, GT	Jr.	67	75	.893
1995	Duane Simpkins, Md.	Jr.	54	60	.900
1996	Terrell McIntyre, Clem.	Fr.	55	66	.833
1997	Merl Code, Clem.	Sr.	45	51	.882
1998	S. Williams, UNC	Sr.	64	70	.914
1999	Donald Hand, UVA	So.	82	93	.882
2000	Darius Songaila, WF	So.	87	99	.879
2001	Juan Dixon, Md.	Jr.	67	74	.905
2002	Juan Dixon, Md.	Sr.	76	84	.905
2003	J.J. Redick, Duke	Fr.	49	52	.942
2004	J.J. Redick, Duke	So.	79	82	.963
2005	Chris McCray, Md.	Jr.	65	69	.942
2006	J.J. Redick, Duke	Sr.	123	135	.911
2007	Jack McClinton, Miami	So.	44	49	.898
2008	Jack McClinton, Miami	Jr.	57	62	.919
2009	Uche Echefu, FSU	Sr.	50	55	.909
2010	Jon Scheyer, Duke	Sr.	78	91	.857
2011	Nolan Smith, Duke	Sr.	87	98	.888
2012	C.J. Harris, WF	Jr.	72	76	.947
2013	Scott Wood, NCS	Sr.	47	51	.922
2014	Malcolm Brogdon, UVA	So.	71	80	.888

## Assists Per Game

Year	Player, School	Cl.	G	Ast	Avg
1973	John Lucas, Md.	So.	30	178	5.9
1974	John Lucas, Md.	Jr.	28	159	5.7
1975	Skip Brown, WF	So.	26	177	6.8
1976	Phil Ford, UNC	So.	29	203	7.0
1977	Phil Ford, UNC	Jr.	33	217	6.6
1978	Phil Ford, UNC	Sr.	30	172	5.7
1979	Jeff Jones, UVA	Fr.	28	136	4.9
1980	Jeff Jones, UVA	So.	34	200	5.9
1981	Sidney Lowe, NCS	So.	24	184	7.7
1982	Jimmy Black, UNC	Sr.	34	213	6.3
1983	Sidney Lowe, NCS	Sr.	36	271	7.5
1984	Spud Webb, NCS	Jr.	33	199	6.0
1985	Tyrone Bogues, WF	So.	29	207	7.1
1986	Tyrone Bogues, WF	Jr.	29	245	8.4
1987	Tyrone Bogues, WF	Sr.	29	276	9.5
1988	Craig Neal, GT	Sr.	32	303	9.5
1989	Chris Corchiani, NCS	So.	31	266	8.6
1990	Kenny Anderson, GT	Fr.	35	285	8.1
1991	Chris Corchiani, NCS	Sr.	31	299	9.6
1992	Bobby Hurley, Duke	Jr.	31	237	7.6
1993	Bobby Hurley, Duke	Sr.	32	262	8.2
1994	Drew Barry, GT	So.	24	141	5.9
1995	Drew Barry, GT	Jr.	27	181	6.7
1996	Drew Barry, GT	Sr.	36	238	6.6
1997	Ed Cota, UNC	Fr.	34	234	6.9
1998	Ed Cota, UNC	So.	37	274	7.4
1999	Ed Cota, UNC	Jr.	32	238	7.4
2000	Ed Cota, UNC	Sr.	35	284	8.1
2001	Steve Blake, Md.	So.	36	248	6.9
2002	Steve Blake, Md.	Jr.	36	286	7.9
2003	Steve Blake, Md.	Sr.	31	221	7.1
2004	Raymond Felton, UNC	So.	30	212	7.1
2005	Raymond Felton, UNC	Jr.	36	249	6.9
2006	Greg Paulus, Duke	Fr.	36	187	5.2
2007	Ishmael Smith, WF	Fr.	31	186	6.0
2008	Greivis Vasquez, Md.	So.	34	231	6.8
2009	Ty Lawson, UNC	Jr.	35	230	6.6
2010	Greivis Vasquez, Md.	Sr.	33	208	6.3
2011	Kendall Marshall, UNC	Fr.	37	230	6.2
<b>2012</b>	<b>Kendall Marshall, UNC</b>	<b>So.</b>	<b>36</b>	<b>351</b>	<b>9.8</b>
2013	Lorenzo Brown, NCS	Jr.	33	239	7.2
2014	Tyler Ennis, Syr.	Fr.	34	188	5.5

### ACC GAMES ONLY

1988	Craig Neal, GT	Sr.	14	162	11.6
1989	Chris Corchiani, NCS	So.	14	102	7.3
1990	Kenny Anderson, GT	Fr.	14	120	8.6
1991	Chris Corchiani, NCS	Sr.	14	134	9.6
1992	Derrick Phelps, UNC	So.	16	104	6.5
1993	Bobby Hurley, Duke	Sr.	16	127	7.9
1994	Travis Best, GT	Jr.	16	100	6.3
1995	Jeff McInnis, UNC	Sr.	16	103	6.4
1996	Drew Barry, GT	Sr.	16	93	5.8
1997	Ed Cota, UNC	Fr.	16	108	6.8
1998	Ed Cota, UNC	So.	16	139	8.7
1999	Ed Cota, UNC	Jr.	15	105	7.0
2000	Ed Cota, UNC	Sr.	16	117	7.8
2001	Jason Williams, Duke	So.	16	104	6.5
2002	Steve Blake, Md.	Jr.	16	141	8.8
2003	Steve Blake, Md.	Sr.	16	107	6.7
2004	Raymond Felton, UNC	So.	16	109	6.8
2005	Chris Paul, WF	So.	16	112	7.0
2006	Greg Paulus, Duke	Fr.	16	83	5.2
2007	Javaris Crittenton, GT	Fr.	16	86	5.4
2008	Greivis Vasquez, Md.	So.	16	120	7.5
2009	Ty Lawson, UNC	Jr.	16	102	6.4
2010	Greivis Vasquez, Md.	Sr.	16	107	6.7
2011	Kendall Marshall, UNC	Fr.	16	108	6.8
2012	Kendall Marshall, UNC	So.	16	149	9.3
2013	Lorenzo Brown, NCS	Jr.	16	122	7.6
2014	Tyler Ennis, Syr.	Fr.	18	102	5.7

## Steals Per Game

Year	Player, School	Cl.	G	Stl.	PG
1977	Jim Spanarkel, Duke	So.	27	73	2.7
1978	Jim Spanarkel, Duke	Jr.	34	93	2.7
1979	Dudley Bradley, UNC	Sr.	29	97	3.3
1980	Dutch Morley, Md.	So.	31	64	2.1
1981	Sidney Lowe, NCS	So.	24	53	2.2
1982	Othell Wilson, UVA	So.	29	69	2.4
1983	Sidney Lowe, NCS	Sr.	36	87	2.4
1984	Othell Wilson, Va.	Sr.	29	69	2.4
1985	Tyrone Bogues, WF	So.	29	85	2.9
1986	Tyrone Bogues, WF	Jr.	29	89	3.1
1987	Tyrone Bogues, WF	Sr.	29	70	2.4
1988	Chris Corchiani, NCS	Fr.	32	61	1.9
1989	Chris Corchiani, NCS	So.	31	81	2.6
1990	Chris Corchiani, NCS	Jr.	30	95	3.2
1991	Kenny Anderson, GT	So.	30	89	3.0
1992	Charlie Ward, FSU	So.	28	75	2.7
1993	Sam Cassell, FSU	Sr.	35	97	2.8
1994	Johnny Rhodes, Md.	So.	30	78	2.6
1995	Johnny Rhodes, Md.	Jr.	34	85	2.5
<b>1996</b>	<b>Johnny Rhodes, Md.</b>	<b>Sr.</b>	<b>30</b>	<b>110</b>	<b>3.7</b>
1997	Steve Wojciechowski, Duke	Jr.	33	82	2.5
1998	Laron Profit, Md.	Jr.	32	87	2.7
1999	Steve Francis, Md.	Jr.	34	95	2.8
2000	Juan Dixon, Md.	So.	35	96	2.7
2001	Juan Dixon, Md.	Jr.	36	95	2.6
2002	Juan Dixon, Md.	Sr.	36	92	2.6
2003	Tim Pickett, FSU	Jr.	29	82	2.8
2004	Chris Paul, WF	Fr.	31	84	2.7
2005	Chris Paul, WF	So.	32	76	2.4
2006	Vernon Hamilton, Clem.	Jr.	31	83	2.7
2007	Jamon Gordon, VT	Sr.	34	94	2.8
2008	Toney Douglas, FSU	Jr.	34	90	2.7
2009	Ty Lawson, UNC	Jr.	35	75	2.1
2010	Chris Singleton, FSU	So.	32	71	2.2
2011	Iman Shumpert, GT	Jr.	31	85	2.7
2012	Lorenzo Brown, NCS	So.	37	67	1.8
2013	Shane Larkin, Miami	So.	36	71	2.0
2014	Tyler Ennis, Syr.	Fr.	34	72	2.1

### ACC GAMES ONLY

1988	Billy King, Duke	Sr.	14	29	2.1
1989	Chris Corchiani, NCS	So.	14	37	2.6
1990	Chris Corchiani, NCS	Jr.	14	44	3.1
1991	Chris Corchiani, NCS	Sr.	14	46	3.3
1992	Charlie Ward, FSU	So.	16	45	2.8
1993	George Lynch, UNC	Sr.	16	44	2.8
1994	Johnny Rhodes, Md.	So.	16	39	2.4
1995	Greg Buckner, Clem.	Fr.	16	38	2.4
1996	Johnny Rhodes, Md.	Sr.	16	53	3.3
1997	Steve Wojciechowski, Duke	Jr.	16	39	2.4
1998	Laron Profit, Md.	Jr.	16	48	3.0
1999	Steve Francis, Md.	Jr.	16	49	3.1
2000	Juan Dixon, Md.	So.	16	45	2.8
2001	Juan Dixon, Md.	Jr.	16	41	2.6
2002	Mike Dunleavy, Duke	Jr.	16	45	2.8
2003	Tim Pickett, FSU	Jr.	16	37	2.3
2004	Tim Pickett, FSU	Sr.	16	37	2.3
2005	Chris Paul, WF	So.	16	40	2.5
2006	Vernon Hamilton, Clem.	Jr.	16	47	4.1
2007	Jamon Gordon, VT	Sr.	16	38	2.4
2008	Toney Douglas, FSU	Jr.	16	48	3.0
2009	Iman Shumpert, GT	Fr.	16	36	2.3
2010	Chris Singleton, FSU	So.	16	37	

## Blocked Shots Per Game

Year	Player, School	Cl.	G	Blk	PG
1977	Tree Rollins, Clem.	Sr.	28	108	3.9
1978	Mike Gminski, Duke	So.	32	92	2.9
1979	Mike Gminski, Duke	Jr.	30	66	2.2
1980	Ralph Sampson, UVa.	Fr.	34	157	4.6
1981	Ralph Sampson, UVa.	So.	33	103	3.1
1982	Ralph Sampson, UVa.	Jr.	32	99	2.7
1983	Ralph Sampson, UVa.	Sr.	33	103	3.1
1984	John Salley, GT	So.	29	67	2.3
1985	Derrick Lewis, Md.	Fr.	37	99	2.7
1986	Derrick Lewis, Md.	So.	33	71	2.2
1987	Derrick Lewis, Md.	Jr.	26	112	4.3
1988	Elden Campbell, Clem.	So.	28	88	3.1
1989	Elden Campbell, Clem.	Jr.	29	87	3.0
1990	Elden Campbell, Clem.	Sr.	35	97	2.8
1991	<b>Cedric Lewis, Md.</b>	<b>Sr.</b>	<b>28</b>	<b>143</b>	<b>5.1</b>
1992	Sharone Wright, Clem.	Fr.	28	63	2.3
1993	Sharone Wright, Clem.	So.	30	124	4.1
1994	Tim Duncan, WF	Fr.	33	124	3.8
1995	Tim Duncan, WF	So.	32	135	4.2
1996	Tim Duncan, WF	Jr.	32	120	3.8
1997	Tim Duncan, WF	Sr.	31	102	3.5
1998	Alvin Jones, GT	Fr.	33	141	4.3
1999	Alvin Jones, GT	So.	31	107	3.5
2000	Alvin Jones, GT	Jr.	30	76	2.5
2001	Brendan Haywood, UNC	Sr.	33	120	3.6
2002	Lonny Baxter, Md.	Sr.	35	69	1.9
2003	Chris Bosh, GT	Fr.	31	67	2.2
2004	Shelden Williams, Duke	So.	37	111	3.0
2005	Shelden Williams, Duke	Jr.	33	127	3.9
2006	Shelden Williams, Duke	Sr.	36	137	3.8
2007	Ekene Ibekwe, Md.	Sr.	33	88	2.7
2008	Tyrelle Blair, BC	Sr.	31	105	3.4
2009	Solomon Alabi, FSU	Fr.	35	73	2.1
2010	Solomon Alabi, FSU	So.	32	75	2.3
2011	John Henson, UNC	So.	37	118	3.2
2012	John Henson, UNC	Jr.	35	101	2.9
2013	K.J. McDaniels, Clem.	So.	28	58	2.1
2014	K.J. McDaniels, Clem.	Jr.	36	100	2.8

## ACC GAMES ONLY

1988	Elden Campbell, Clem.	So.	13	36	2.8
1989	Elden Campbell, Clem.	Jr.	14	33	2.4
1990	Elden Campbell, Clem.	Sr.	14	41	2.9
1991	Cedric Lewis, Md.	Sr.	14	62	4.4
1992	Sharone Wright, Clem.	Fr.	16	36	2.3
1993	Sharone Wright, Clem.	So.	16	68	4.3
1994	Tim Duncan, WF	Fr.	16	62	3.9
1995	Tim Duncan, WF	So.	16	62	3.9
1996	Tim Duncan, WF	Jr.	16	56	3.5
1997	Tim Duncan, WF	Sr.	16	55	3.4
1998	Alvin Jones, GT	Fr.	16	53	3.3
1999	Kris Hunter, UVa	Jr.	16	47	2.9
2000	Lonny Baxter, Md.	So.	16	40	2.5
2001	Brendan Haywood, UNC	Sr.	16	65	4.0
2002	Lonny Baxter, MD.	Sr.	16	35	2.2
2003	Chris Bosh, GT	Fr.	16	40	2.5
2004	Shelden Williams, Duke	So.	16	41	2.6
2005	Shelden Williams, Duke	Je.	16	64	4.0
2006	Shelden Williams, Duke	Sr.	16	68	4.3
2007	Trevor Booker, Clem.	Fr.	16	38	2.4
2008	Tyrelle Blair, BC	Sr.	16	56	3.5
2009	Solomon Alabi, FSU	Fr.	16	36	2.3
2010	Derrick Favors, GT	Fr.	16	32	2.0
2011	John Henson, UNC	So.	16	54	3.4
2012	Ty Walker, WF	Sr.	15	45	3.0
2013	Julian Gamble, Miami	Sr.	18	41	2.3
2014	Daniel Miller, GT	Sr.	18	51	2.8

## Three-Point FG Percentage

Year	Player, School	Cl.	FG	Att	Pct.
1983	Terry Gannon, NCS	So.	53	90	.589
1987	Michael Tait, Clem.	Sr.	70	136	.515
1988	Dennis Scott, GT	Fr.	98	208	.464
1989	Cal Boyd, WF	Sr.	54	108	.500
1990	Rodney Monroe, NCS	Jr.	84	174	.483
1991	Hubert Davis, UNC	Jr.	64	131	.489
1992	<b>Christian Laettner, Duke.</b>	<b>Sr.</b>	<b>54</b>	<b>97</b>	<b>.557</b>
1993	Travis Best, GT	So.	80	175	.457
1994	Marc Blucas, WF	Sr.	52	109	.477
1995	Dante Calabria, UNC	Jr.	66	133	.496
1996	Riccardo Peral, WF	Jr.	51	100	.510
1997	Courtney Alexander, UVa	So.	40	90	.444
1998	Clint Harrison, NCS	Sr.	80	183	.437
1999	Trajan Langdon, Duke.	Sr.	112	254	.441
2000	Shane Battier, Duke.	Jr.	79	178	.444
2001	Keith Friel, UVa	Sr.	62	145	.428
2002	Craig Dawson, WF	Sr.	100	227	.441
2003	Todd Billet, UVa	Jr.	94	225	.418
2004	Daniel Ewing, Duke	Jr.	74	180	.411
2005	Raymond Felton, UNC	Jr.	70	159	.440
2006	Anthony Morrow, GT	So.	78	182	.429
2007	Jack McClinton, Miami	So.	91	207	.440
2008	Anthony Morrow, GT	Sr.	81	181	.448
2009	Jack McClinton, Miami	Sr.	101	223	.453
2010	Adrian Thomas, Miami	Sr.	67	159	.421
2011	Malcolm Grant, Miami	Jr.	94	222	.423
2012	Scott Wood, NCS	Jr.	95	232	.409
2013	Scott Wood, NCS	Sr.	104	236	.441
2014	Rodney Hood, Duke	So.	71	169	.420

## ACC GAMES ONLY

Year	Player, School	Cl.	FG	Att	Pct.
1988	Teyon McCoy, Md.	Sr.	16	31	.516
1989	Cal Boyd, WF	Sr.	18	41	.439
1990	Brian Oliver, GT	Sr.	31	69	.449
1991	Robert Siler, WF	Sr.	25	55	.455
1992	Christian Laettner, Duke.	Sr.	30	48	.625
1993	Travis Best, GT	So.	46	90	.511
1994	Marc Blucas, WF	Sr.	30	57	.526
1995	Dante Calabria, UNC	Jr.	32	62	.516
1996	Rusty LaRue, WF	Sr.	32	68	.471
1997	Trajan Langdon, Duke	So.	46	103	.447
1998	Shammond Williams, UNC	Sr.	40	85	.471
1999	T.J. Vines, GT	So.	25	51	.490
2000	Shane Battier, Duke.	Jr.	43	84	.512
2001	Joseph Forte, UNC	So.	32	71	.451
2002	Craig Dawson, WF	Sr.	44	102	.431
2003	Todd Billet, UVa	Jr.	54	119	.454
2004	Rashad McCants, UNC	So.	52	112	.464
2005	Ilian Evtimov, NCS	Jr.	38	75	.507
2006	Tony Bethel, NCS	Sr.	46	94	.489
2007	Jack McClinton, Miami	So.	46	115	.400
2008	K.C. Rivers, Clem.	Jr.	40	90	.444
2009	Jack McClinton, Miami	Sr.	53	117	.453
2010	Kyle Miller, Duke	Jr.	39	94	.415
2011	Scott Wood, NCS	So.	34	77	.442
2012	Andre Dawkins, Duke	Jr.	36	85	.424
2013	Seth Curry, Duke	Sr.	55	122	.451
2014	Ian Miller, FSU	Sr.	38	84	.452

## Assists to Turnover Ratio

Year	Player, School	Cl.	Ast	TO	Rat
1980	Sidney Lowe, NCS	Fr.	125	48	2.60
1981	Sidney Lowe, NCS	So.	184	63	2.92
1982	Sidney Lowe, NCS	Jr.	182	67	2.72
1983	Sidney Lowe, NCS	Sr.	271	81	3.35
1984	Danny Young, WF	Sr.	157	59	2.66
1985	Tyrone Bogue, WF	So.	207	62	3.34
1986	Danny Ferry, Duke	Fr.	119	39	3.05
1987	Grayson Marshall, Clem.	Jr.	221	74	2.99
1988	Chris Corchiani, NCS	Fr.	235	79	2.97
1989	Chris Corchiani, NCS	So.	266	103	2.58
1990	Chris Corchiani, NCS	Jr.	238	99	2.40
1991	King Rice, UNC	Sr.	207	76	2.72
1992	Ed Cota, UNC	Fr.	145	65	2.23
1993	Bobby Hurley, Duke.	Sr.	262	108	2.43
1994	Travis Best, GT	Jr.	167	69	2.42
1995	Jeff McInnis, UNC	So.	180	72	2.50
1996	Steve Wojciechowski, Duke	So.	84	38	2.21
1997	Steve Wojciechowski, Duke	Jr.	176	58	3.03
1998	Steve Wojciechowski, Duke	Sr.	164	64	2.56
1999	Terrell Stokes, Md.	Jr.	212	76	2.79
2000	Ed Cota, UNC	Sr.	284	115	2.47
2001	Ervin Murray, WF	Jr.	84	26	3.23
2002	Steve Blake, Md.	Jr.	286	119	2.47
2003	Steve Blake, Md.	Sr.	221	99	2.23
2004	Nate Johnson, FSU	Sr.	125	39	3.21
2005	Chris Paul, WF	So.	212	89	2.28
2006	Louis Hinnant, BC	Sr.	167	74	2.26
2007	Ty Lawson, UNC	Fr.	213	83	2.57
2008	Ty Lawson, UNC	So.	165	70	2.36
2009	Ty Lawson, UNC	Jr.	230	66	3.48
2010	Jon Scheyer, Duke	Sr.	194	65	2.98
2011	Andre Young, Clem.	Jr.	102	40	2.55
2012	Kendall Marshall, UNC	So.	351	101	3.48
2013	Dexter Strickland, UNC	Sr.	150	47	3.19
2014	<b>James Robinson, Pitt</b>	<b>So.</b>	<b>148</b>	<b>36</b>	<b>4.11</b>

## ACC GAMES ONLY

1988	Chris Corchiani, NCS	Fr.	119	35	3.40
1989	Chris Corchiani, NCS	So.	102	39	2.62
1990	Chris Corchiani, NCS	Jr.	106	42	2.52
1991	Chris Corchiani, NCS	Sr.	134	49	2.73
1992	Bobby Hurley, Duke	Jr.	97	42	2.31
1993	Travis Best, GT	So.	97	39	2.49
1994	Derrick Phelps, UNC	Sr.	91	30	3.03
1995	Jeff McInnis, UNC	So.	103	25	4.12
1996	LaMarr Greer, FSU	Sr.	68	33	2.06
1997	Steve Wojciechowski, Duke	Sr.	81	36	2.25
1998	Steve Wojciechowski, Duke	Sr.	68	29	2.34
1999	Terrell Stokes, Md.	Jr.	102	44	2.32
2000	Steve Blake, Md.	Fr.	111	41	2.70
2001	Chris Duhon, Duke	So.	64	15	4.27
2002	Steve Blake, Md.	Jr.	141	49	2.89
2003	Chris Duhon, Duke	Jr.	101	41	2.46
2004	Nate Johnson, FSU	Sr.	56	22	2.55
2005	Chris Paul, WF	So.	112	48	2.33
2006	Louis Hinnant, BC	Sr.	70	34	2.06
2007	Wayne Ellington, UNC	Fr.	48	14	3.43
2008	Greg Paulus, Duke	Jr.	20	51	2.55
2009	Hank Thorns, VT	So.	47	17	2.80
2010	Eric Hayes, Md.	Sr.	67	28	2.39
2011	Adrian Bowie, Md.	Sr.	56	22	2.55
2012	Kendall Marshall, UNC	So.	149	47	3.17
2013	Dexter Strickland, UNC	Sr.	65	17	3.82
2014	London Perrantes, UVa	Fr.	76	17	4.47

\*denotes NCAA leader  
 Bold Denotes ACC record

### Scoring Offense

Year	Team	G	Pts.	Avg.
1954	Duke	27	2,250	83.2
1955	Virginia	29	2,605	89.8
1956	Clemson	26	2,236	86.0
1957	South Carolina	29	2,385	82.2
1958	North Carolina	26	1,867	71.8
1959	North Carolina	25	1,797	71.9
1960	South Carolina	26	1,914	73.6
1961	Wake Forest	30	2,488	82.9
1962	Duke	25	2,051	82.0
1963	Duke	30	2,496	83.2
1964	Duke	31	2,607	84.2
1965	Duke	24	2,310	92.4
1966	Wake Forest	26	2,179	83.8
1967	Wake Forest	26	2,179	83.8
1968	North Carolina	32	2,680	83.7
1969	North Carolina	32	2,844	88.9
1970	North Carolina	27	2,399	88.9
1971	North Carolina	32	2,706	84.6
1972	North Carolina	31	2,762	89.1
1973	<b>NC State</b>	<b>27</b>	<b>2,509</b>	<b>92.9</b>
1974	NC State	32	2,833	91.4
1975	NC State	28	2,596	92.7
1976	Duke	27	2,384	88.3
1977	Clemson	28	2,425	86.6
1978	Duke	34	2,911	85.6
1979	NC State	30	2,356	78.5
1980	Maryland	31	2,481	80.0
1981	Wake Forest	29	2,241	77.3
1982	Virginia	34	2,404	70.7
1983	Virginia	34	2,843	83.6
1984	North Carolina	31	2,483	80.1
1985	Duke	31	2,446	78.9
1986	North Carolina	34	2,945	86.6
1987	North Carolina	36	3,285	91.3
1988	Duke	35	2,932	83.8
1989	North Carolina	37	3,331	90.0
1990	Duke	38	3,386	89.1
1991	NC State	31	2,769	89.3
1992	Duke	36	3,167	88.0
1993	Duke	32	2,766	86.4
1994	North Carolina	35	2,996	85.6
1995	Maryland	34	2,946	86.6
1996	Maryland	30	2,440	81.3
1997	Duke	33	2,629	79.7
1998	Duke	36	3,082	85.6
1999	Duke	39	3,581	91.8
2000	Duke	34	2,992	88.0
2001	Duke	39	3,538	90.7
2002	Duke	35	3,112	88.9
2003	Duke	33	2,677	81.1
2004	Wake Forest	31	2,590	83.5
2005	North Carolina	37	3,257	*88.0
2006	Duke	36	2,921	81.1
2007	North Carolina	38	3,258	85.7
2008	North Carolina	39	3,454	88.6
2009	North Carolina	38	3,413	89.8
2010	Maryland	33	2,629	79.7
2011	Duke	37	2,993	80.9
2012	North Carolina	38	3,091	81.3
2013	NC State	35	2,708	77.4
2014	Duke	35	2,745	78.4

### Scoring Defense

Year	Team	G	Pts.	Avg.
1954	Maryland	30	1,672	55.7
1955	Maryland	23	1,485	61.8
1956	Maryland	24	1,555	64.8
1957	Maryland	26	1,590	61.5
1958	Maryland	29	1,671	57.6
1959	Maryland	23	1,296	56.3
1960	NC State	26	1,565	60.1
1961	North Carolina	23	1,512	65.7
1962	NC State	17	1,138	66.9
1963	Clemson	25	1,673	66.9
1964	NC State	19	1,214	63.8

1965	NC State	26	1,785	68.6
1966	South Carolina	24	1,604	66.8
1967	South Carolina	23	1,485	64.6
1968	NC State	26	1,710	65.7
1969	South Carolina	29	1,807	64.5
1970	South Carolina	28	1,606	57.4
1971	Clemson	26	1,714	65.9
1972	Maryland	32	2,107	65.8
1973	Clemson	26	1,714	65.9
1974	Maryland	28	1,931	69.0
1975	Virginia	25	1,750	70.0
1976	Virginia	30	2,120	70.7
1977	Virginia	29	1,952	67.3
1978	Virginia	28	1,874	66.9
1979	North Carolina	29	1,898	65.4
1980	GaT	26	1,558	59.9
1981	Virginia	33	2,001	60.6
1982	<b>NC State</b>	<b>32</b>	<b>1,570</b>	<b>49.1</b>
1983	NC State	36	2,435	67.6
1984	Virginia	33	2,029	61.5
1985	Virginia	33	1,966	59.6
1986	NC State	34	2,150	63.2
1987	Duke	33	2,221	67.3
1988	Virginia	31	2,091	67.5
1989	Duke	36	2,511	69.8
1990	Wake Forest	28	1,943	69.4
1991	Virginia	33	2,262	68.5
1992	Virginia	33	2,152	65.2
1993	North Carolina	38	2,596	68.3
1994	Wake Forest	33	2,162	65.5
1995	Clemson	28	1,749	62.5
1996	Wake Forest	32	1,963	61.3
1997	NC State	32	1,749	54.7
1998	NC State	32	1,988	62.1
1999	Clemson	35	2,263	64.7
2000	NC State	34	2,161	63.6
2001	Wake Forest	30	1,995	66.5
2002	NC State	34	2,304	67.8
2003	FSU	29	1,930	66.6
2004	Duke	37	2,406	65.0
2005	Duke	33	2,153	65.2
2006	Miami	34	2,213	65.1
2007	Duke	33	2,047	62.0
2008	Virginia Tech	35	2,265	64.7
2009	Florida State	35	2,271	64.9
2010	Florida State	32	1,932	60.4
2011	Clemson	34	2,086	61.4
2012	Virginia	32	1,735	54.2
2013	Virginia	35	1,945	55.6
2014	Virginia	37	2,060	*55.7

### Field Goal Percentage

Year	Team	FG	FGA	Avg.
1954	Maryland	712	1,661	42.9
1955	Wake Forest	803	1,745	46.0
1956	Wake Forest	777	1,974	44.3
1957	NC State	730	1,665	44.0
1958	NC State	604	1,401	43.1
1959	North Carolina	648	1,509	42.9
1960	Wake Forest	730	1,638	44.8
1961	Duke	881	1,861	47.3
1962	Wake Forest	962	2,936	47.2
1963	Duke	984	1,926	*51.1
1964	Duke	1,028	2,163	47.5
1965	Duke	942	1,921	*49.0
1966	North Carolina	838	1,620	51.7
1967	North Carolina	1,016	2,154	47.1
1968	South Carolina	693	1,421	48.8
1969	North Carolina	1,094	2,228	49.1
1970	Duke	787	1,588	49.6
1971	North Carolina	1,010	1,935	52.2
1972	North Carolina	1,031	1,954	*52.8
1973	North Carolina	1,150	2,181	*52.7
1974	North Carolina	1,015	1,952	52.0
1975	Maryland	1,049	1,918	*54.7
1976	Maryland	996	1,854	*53.7
1977	North Carolina	1,054	1,961	53.7
1978	North Carolina	1,008	1,895	52.7
1979	North Carolina	861	1,614	53.3
1980	Maryland	985	1,789	55.1
1981	Maryland	943	1,774	53.2

1982	North Carolina	895	1,668	.537
1983	Virginia	1,055	2,019	.523
1984	North Carolina	966	1,779	.543
1985	North Carolina	1,039	1,925	.540
1986	<b>North Carolina</b>	<b>1,197</b>	<b>2,140</b>	<b>.559</b>
1987	North Carolina	1,238	2,304	.537
1988	North Carolina	1,013	1,892	.535
1989	Duke	1,163	2,166	.537
1990	North Carolina	1,044	2,098	.498
1991	Duke	1,227	2,401	.511
1992	Duke	1,108	2,069	*.536
1993	Duke	989	1,950	.507
1994	North Carolina	1,091	2,188	.499
1995	North Carolina	1,044	2,055	.508
1996	North Carolina	919	1,869	.492
1997	North Carolina	1,018	2,124	.479
1998	North Carolina	1,131	2,184	*.518
1999	Duke	1,244	2,422	.514
2000	North Carolina	1,014	2,066	.491
2001	Maryland	1,120	2,313	.484
2002	Duke	1,093	2,209	.495
2003	Maryland	901	1,940	.464
2004	Wake Forest	882	1,854	.476
2005	North Carolina	1,128	2,260	.499
2006	Duke	979	2,011	.487
2007	North Carolina	1,187	2,379	.499
2008	North Carolina	1,250	2,564	.488
2009	Wake Forest	906	1,849	.490
2010	Maryland	966	2,052	.471
2011	Duke	1,040	2,206	.471
2012	North Carolina	1,134	2,473	.459
2013	NC State	985	1,987	.496
2014	Florida State	873	1,873	.466

### Free Throw Percentage

Year	Team	FT	FTA	Pct.
1954	Wake Forest	734	1,010	*.727
1955	Wake Forest	709	938	*.756
1956	NC State	639	869	.735
1957	Wake Forest	610	827	.738
1958	Virginia	459	627	.732
1959	Wake Forest	501	704	.712
1960	North Carolina	542	715	.758
1961	Maryland	491	659	.745
1962	Maryland	474	644	.736
1963	South Carolina	461	625	.738
1964	Duke	551	771	.716
1965	Maryland	457	634	.720
1966	North Carolina	508	693	.733
1967	Wake Forest	475	633	.750
1968	Duke	535	713	.758
1969	Wake Forest	642	833	.771
1970	Wake Forest	542	706	.768
1971	Duke	539	704	.765
1972	Maryland	586	786	.746
1973	Duke	496	632	*.785
1974	Maryland	376	504	.746
1975	Maryland	509	672	.757
1976	Maryland	477	629	.758
1977	Duke	440	579	.760
1978	Duke	665	841	*.791
1979	Virginia	531	697	.762
1980	Duke	547	733	.746
1981	North Carolina	604	826	.731
1982	Maryland	476	634	.751
1983	North Carolina	629	849	.741
1984	North Carolina	551	704	.783
1985	North Carolina	569	748	.761
1986	North Carolina	551	747	.738
1987	Georgia Tech	396	521	.760
1988	North Carolina	820	596	.727
1989	Georgia Tech	496	654	.758
1990	Duke	888	1,165	.762
1991	NC State	516	677	.762
1992	Duke	780	1,043	.748
1993	Wake Forest	481	666	.722
1994	Wake Forest	517	700	.739
1995	Wake Forest	475	622	.764
1996	NC State	456	620	.735
1997	Duke	561	801	.700
1998	NC State	439	613	.716

1999	Virginia	490	668	.734
2000	Duke	618	833	.742
2001	Virginia	556	755	.736
2002	NC State	561	743	.755
2003	NC State	488	634	.770
2004	<b>NC State</b>	<b>481</b>	<b>602</b>	<b>*.799</b>
2005	Maryland	600	826	.726
2006	Duke	689	905	.761
2007	Florida State	498	657	.758
2008	Florida State	529	684	.773
2009	Maryland	463	611	.758
2010	Duke	682	899	.759
2011	Duke	622	826	.753
2012	Wake Forest	485	659	.736
2013	Duke	588	796	.739
2014	Clemson	505	679	.744

### 3-Point FG Percentage

Year	Team	3FG
------	------	-----



1983	Virginia	863	2,071	.417
1984	Georgia Tech	751	1,556	.447
1985	Georgia Tech	885	1,998	.443
1986	North Carolina	942	2,163	.436
1987	Clemson	823	1,884	.437
1988	Clemson	793	1,775	.447
1989	Duke	914	2,160	.423
1990	Clemson	889	2,170	.410
1991	North Carolina	974	2,329	.418
1992	Georgia Tech	993	2,368	.419
1993	Virginia	789	1,947	.405
1994	Virginia	704	1,787	.394
1995	Wake Forest	736	1,898	.388
1996	Wake Forest	725	1,846	.393
1997	Wake Forest	667	1,832	.364
1998	North Carolina	923	2,403	.384
1999	Maryland	772	1,991	.388
2000	Maryland	844	2,098	.402
2001	North Carolina	859	2,196	.391
2002	Maryland	920	2,304	.399
2003	Maryland	704	1,864	.378
2004	Georgia Tech	865	2,228	.388
2005	Duke	783	2,006	.390
2006	North Carolina	779	1,894	.411
2007	Maryland	823	2,117	.389
2008	Maryland	839	2,124	.395
2009	Florida State	771	1,994	.387
2010	Florida State	660	1,752	.377
2011	Florida State	696	1,918	*.363
2012	Florida State	749	1,965	.381
2013	Maryland	865	2,249	.385
2014	Virginia	727	1,875	.388

## Blocked Shots Per Game

Year	Team	G	Bk.	PG
1976	Clemson	28	179	6.4
1977	Maryland	27	155	5.7
1978	Maryland	28	143	5.1
1979	Maryland	30	126	4.2
1980	Virginia	34	157	5.5
1981	Virginia	33	131	4.0
1982	NC State	32	150	4.7
1983	Virginia	34	166	4.9
1984	North Carolina	31	157	5.1
1985	North Carolina	37	181	4.9
1986	NC State	34	174	5.1
1987	Maryland	26	143	5.5
1988	Clemson	29	167	5.8
1989	Clemson	30	189	6.3
1990	Clemson	35	235	6.7
1991	Maryland	28	182	6.5
1992	Georgia Tech	35	180	5.1
1993	Florida State	35	210	6.0
1994	North Carolina	35	218	6.2
1995	Florida State	27	167	6.2
1996	Wake Forest	32	171	5.3
1997	Wake Forest	31	182	5.9
1998	Georgia Tech	33	209	6.3
1999	Duke	39	245	6.3
2000	Maryland	35	235	6.7
2001	Maryland	36	213	5.9
2002	Maryland	36	216	6.0
2003	Maryland	31	198	6.4
2004	Maryland	32	215	6.7
2005	Duke	33	220	6.7
2006	Maryland	32	191	6.0
2007	Maryland	34	233	6.9
2008	Maryland	34	224	6.6
2009	Clemson	32	187	5.8
2010	Florida State	32	200	6.3
2011	Florida State	34	203	6.0
2012	Florida State	35	213	6.1
2013	Florida State	34	172	5.1
2014	Clemson	36	221	6.1

## Turnover Margin

Year	Team	For	Opp.	Mar.
1977	Clemson	16.5	21.4	4.9
1978	Wake Forest	18.6	21.0	3.4

1979	Virginia	14.3	17.7	3.4
1980	Clemson	14.8	18.1	3.3
1981	Clemson	13.9	15.3	1.4
1982	Wake Forest	12.4	15.1	2.7
1983	Wake Forest	13.0	16.8	3.8
1984	Wake Forest	11.8	15.6	4.8
1985	Wake Forest	11.4	16.5	5.1
1986	Duke	15.3	19.3	4.0
1987	Wake Forest	12.2	16.5	4.3
1988	Duke	15.2	19.3	4.1
1989	NC State	13.3	16.6	3.3
1990	NC State	13.2	17.2	4.0
1991	Virginia	12.3	16.8	4.5
1992	Maryland	15.7	19.4	3.7
1993	Maryland	16.4	19.8	3.3
1994	Maryland	17.8	20.1	2.3
1995	Georgia Tech	13.3	16.7	3.4
1996	Maryland	16.9	20.0	3.3
1997	Duke	12.8	18.0	5.2
1998	Duke	12.4	19.8	7.4
1999	Maryland	16.6	21.6	5.0
2000	Virginia	15.5	20.0	4.5
2001	Duke	13.6	19.3	5.7
2002	Duke	14.3	19.8	5.5
2003	Duke	14.0	17.9	3.9
2004	Duke	13.8	17.2	3.4
2005	Virginia Tech	13.2	17.6	4.4
2006	Virginia Tech	11.2	16.4	5.2
2007	Virginia Tech	10.9	15.5	4.6
2008	Duke	13.6	18.4	4.8
2009	Duke	12.3	16.4	4.1
2010	Maryland	11.6	15.1	3.5
2011	Georgia Tech	13.7	16.6	2.9
2012	Clemson	12.1	14.5	2.5
2013	Duke	10.6	13.9	3.3
2014	Syracuse	9.0	13.4	4.4

## Steals Per Game

Year	Team	G	Stl.	PG
1976	North Carolina	29	279	9.6
1977	Clemson	28	305	10.9
1978	Wake Forest	29	305	10.5
1979	North Carolina	29	278	9.6
1980	Clemson	32	270	8.4
1981	Wake Forest	29	228	7.9
1982	Virginia	34	254	7.5
1983	North Carolina	36	248	6.9
1984	Wake Forest	32	254	7.9
1985	Duke	31	240	7.7
1986	Duke	40	360	9.0
1987	North Carolina	36	319	8.9
1988	Duke	35	297	8.5
1989	Duke	36	318	8.8
1990	NC State	30	298	9.9
1991	Clemson	28	260	9.3
1992	Florida State	31	290	9.4
1993	Clemson	30	298	9.9
1994	Maryland	30	297	9.9
1995	Maryland	34	302	8.9
1996	Maryland	30	329	11.0
1997	Maryland	32	282	8.8
1998	Duke	36	339	7.3
1999	Maryland	34	432	*12.7
2000	Maryland	35	355	10.1
2001	Duke	39	411	10.6
2002	Duke	35	351	10.0
2003	Maryland	31	322	10.4
2004	North Carolina	30	287	9.6
2005	Clemson	32	319	10.0
2006	Clemson	32	352	11.0
2007	Georgia Tech	32	316	9.9
2008	Clemson	34	334	9.8
2009	Clemson	32	298	9.3
2010	Clemson	32	301	9.4
2011	Georgia Tech	31	297	9.6
2012	Florida State	35	265	7.6
2013	North Carolina	36	303	8.4
2014	Syracuse	34	271	8.0

## Rebound Margin

Year	Team	Margin
1954	NC State	14.0
1955	NC State	19.3
1956	NC State	18.1
1957	North Carolina	10.8
1958	NC State	9.4
1959	NC State	8.5
1960	Wake Forest	5.9
1961	North Carolina	9.8
1962	Duke	12.2
1963	Duke	11.3
1964	North Carolina	4.9
1965	Maryland	5.4
1966	Duke	12.8
1967	South Carolina	11.0
1968	Duke	10.6
1969	Virginia	9.4
1970	South Carolina	13.1
1971	Duke	6.2
1972	Maryland	10.9
1973	Maryland	10.9
1974	Maryland	10.8
1975	Maryland	9.0
1976	Clemson	5.8
1977	NC State	4.7
1978	NC State	5.8
1979	Duke	4.3
1980	Virginia	3.8
1981	North Carolina	5.4
1982	Virginia	6.1
1983	Virginia	8.3
1984	NC State	5.5
1985	Clemson	4.9
1986	Duke	5.9
1987	North Carolina	5.6
1988	Duke	4.2
1989	Duke	5.4
1990	Wake Forest	5.1
1991	North Carolina	6.6
1992	Wake Forest	7.7
1993	North Carolina	8.9
1994	North Carolina	8.5
1995	Maryland	6.5
1996	North Carolina	6.3
1997	North Carolina	9.3
1998	North Carolina	7.3
1999	North Carolina	8.9
2000	Wake Forest	4.6
2001	Virginia	5.6
2002	Clemson	5.1
2003	Wake Forest	*9.6
2004	North Carolina	4.2
2005	North Carolina	7.5
2006	North Carolina	8.1
2007	North Carolina	8.5
2008	North Carolina	*11.0
2009	North Carolina	6.3
2010	Duke	6.2
2011	North Carolina	6.4
2012	North Carolina	*10.5
2013	Maryland	8.6
2014	Virginia	6.1

## Scoring Margin

Year	Team	Margin
1954	Duke	16.7
1955	Duke	12.2
1956	Duke	10.7
1957	North Carolina	13.7
1958	Maryland	11.5
1959	NC State	7.0
1960	North Carolina	10.8
1961	North Carolina	11.0
1962	Duke	14.1
1963	Duke	14.3
1964	Duke	14.9
1965	Duke	14.6
1966	Duke	11.2
1967	North Carolina	11.1

1968	Duke	11.4
1969	North Carolina	13.2
1970	South Carolina	16.6
1971	North Carolina	12.8
1972	North Carolina	17.7
1973	NC State	*21.8
1974	NC State	16.7
1975	Maryland	15.3
1976	Maryland	13.9
1977	Clemson	17.7
1978	Duke	11.2
1979	North Carolina	11.1
1980	Clemson	9.7
1981	Virginia	12.7
1982	Virginia	13.5
1983	Virginia	14.7
1984	North Carolina	15.3
1985	Duke	11.0
1986	North Carolina	17.6
1987	North Carolina	16.4
1988	Duke	15.0
1989	Duke	16.7
1990	Duke	12.5
1991	North Carolina	16.0
1992	Duke	15.4
1993	North Carolina	*17.8
1994	North Carolina	13.2
1995	Maryland	12.7
1996	Wake Forest	7.6
1997	Duke	13.5
1998	Duke	*21.5
1999	Duke	*24.7
2000	Duke	16.7
2001	Duke	*20.2
2002	Duke	*19.7
2003	Maryland	13.0
2004	Duke	14.8
2005	North Carolina	*17.8
2006	Duke	13.0
2007	North Carolina	17.1
2008	North Carolina	16.1
2009	North Carolina	*17.8
2010	Duke	16.0
2011	Duke	18.2
2012	North Carolina	14.3
2013	Duke	11.9
2014	Duke	11.0

Following are the ACC's year by year totals and percentages for field goals, free throws, three-point field goals and per game scoring averages since 1954. Bold denotes ACC record.

### Field Goal Percentage

Year	FGM	FGA	Pct%
1954	5662	14855	.381
1955	6137	15295	.401
1956	5698	14148	.403
1957	5645	13608	.415
1958	4893	12201	.401
1959	4654	12048	.386
1960	5084	12489	.407
1961	5925	13932	.425
1962	5519	12627	.437
1963	5274	11891	.444
1964	5577	12364	.451
1965	5949	13031	.457
1966	6214	13319	.467
1967	6030	13408	.450
1968	6004	13629	.441
1969	6618	14343	.461
1970	6526	14029	.465
1971	6334	13398	.473
1972	5609	11825	.474
1973	6317	12889	.490
1974	6402	13330	.480
1975	6494	12843	.506
1976	6748	13232	.510
1977	6325	12553	.504
1978	6669	13118	.508
1979	6095	12125	.503
<b>1980</b>	<b>6787</b>	<b>13216</b>	<b>.514</b>
1981	6895	13644	.505
1982	6075	11843	.513
1983	7371	15109	.488
1984	7197	14212	.506
1985	7504	14854	.505
1986	7893	15530	.508
1987	7311	14670	.498
1988	7382	14870	.496
1989	7760	15609	.497
1990	7909	16478	.480
1991	7727	16076	.481
1992	8356	17407	.480
1993	8355	17499	.477
1994	7674	17048	.450
1995	7713	16537	.466
1996	7353	16233	.453
1997	7156	15975	.447
1998	7756	16914	.458
1999	7768	16915	.459
2000	7732	17410	.444
2001	8019	17610	.455
2002	7982	17421	.458
2003	7343	16361	.449
2004	7728	17023	.454
2005	9432	20841	.452
2006	10003	21833	.458
2007	10934	23199	.471
2008	10709	23590	.453
2009	10553	23555	.448
2010	10501	23558	.446
2011	10169	22906	.444
2012	9648	21951	.440
2013	10153	22625	.449
2014	12374	27798	.445
<b>447,624</b>	<b>970,850</b>	<b>.461</b>	

### Free Throw Percentage

Year	FTM	FTA	Pct%
1954	4585	6899	.665
1955	4704	6741	.698
1956	4728	6690	.707
1957	4522	6443	.702
1958	3750	5447	.688

1959	3430	5023	.683
1960	3682	5345	.689
1961	3932	5704	.689
1962	3402	5026	.677
1963	3138	4563	.688
1964	3256	4729	.689
1965	3444	5074	.679
1966	3485	4957	.703
1967	3614	5147	.702
1968	3663	5324	.688
1969	3998	5645	.708
1970	3908	5525	.707
1971	4281	5926	.722
1972	3545	4959	.715
<b>1973</b>	<b>2951</b>	<b>4076</b>	<b>.724</b>
1974	2669	3718	.718
1975	3047	4256	.716
1976	3448	4777	.722
1977	3281	4590	.715
1978	3593	5065	.709
1979	3133	4431	.707
1980	3755	5302	.708
1981	3607	5156	.700
1982	3398	4871	.698
1983	4190	5955	.704
1984	4045	5625	.719
1985	3865	5454	.709
1986	4021	5648	.712
1987	3709	5149	.720
1988	3656	5244	.697
1989	4214	5984	.704
1990	4449	6374	.698
1991	4122	5879	.701
1992	4414	6466	.683
1993	4275	6246	.684
1994	4368	6432	.679
1995	4060	5749	.706
1996	4036	5855	.689
1997	4135	6128	.675
1998	4563	6736	.677
1999	4800	7025	.683
2000	4426	6445	.687
2001	4723	6794	.695
2002	4579	6528	.701
2003	4283	6120	.700
2004	4696	6765	.694
2005	5553	8088	.687
2006	6039	8633	.699
2007	6109	8811	.693
2008	6287	8889	.707
2009	6253	8715	.717
2010	5958	8623	.691
2011	5928	8422	.704
2012	5584	8012	.697
2013	5597	8077	.693
2014	7598	11000	.691
<b>260,484</b>	<b>373,280</b>	<b>.698</b>	

### 3-Point FG Percentage

1983: 17 feet 9 inches.  
1987-2008: 19 feet 9 inches  
2009-\*\*: 20 feet 9 inches

Year	3FGM	3FGA	Pct%
1983	846	1983	.427
<b>1987</b>	<b>1098</b>	<b>2645</b>	<b>.415</b>
1988	1175	3015	.390
1989	1132	3096	.366
1990	1264	3387	.373
1991	1332	3700	.360
1992	1456	4045	.360
1993	1479	4147	.357
1994	1566	4569	.343
1995	1938	5270	.367
1996	1996	5415	.369
1997	1705	4901	.348
1998	1762	5047	.349
1999	1861	5250	.354
2000	1811	5274	.343
2001	2008	5488	.366
2002	2022	5701	.355

2003	1915	5369	.357
2004	2008	5643	.356
2005	2433	6749	.360
2006	2475	6894	.359
2007	2538	6978	.363
2008	2676	7448	.359
2009	2522	7231	.349
2010	2352	6791	.346
2011	2580	7342	.351
2012	2385	6943	.344
2013	2522	7102	.355
2014	3000	8685	.345
<b>55,407</b>	<b>156,108</b>	<b>.355</b>	

### Points Per Game

Year	G	Pts	Avg
1954	218	15909	73.0
1955	211	16978	80.5
1956	205	16124	78.7
1957	214	15812	73.9
1958	198	13536	68.4
1959	196	12738	65.0
1960	205	13850	67.6
1961	210	15782	75.2
1962	192	14440	75.2
1963	193	13686	70.9
1964	200	14410	72.1
1965	199	15342	77.1
1966	206	15913	77.2
1967	211	15674	74.3
1968	207	15671	75.7
1969	216	17234	79.8
1970	215	16960	78.9
1971	222	16949	76.3
1972	195	14763	75.7
1973	194	15585	80.3
1974	192	15473	80.6
1975	193	16035	83.1
<b>1976</b>	<b>199</b>	<b>16944</b>	<b>85.1</b>
1977	202	15931	78.9
1978	208	16931	81.4
1979	204	15323	75.1
1980	240	17329	72.2
1981	245	17397	71.0
1982	240	15548	64.8
1983	255	19778	77.6
1984	252	18439	73.2
1985	263	18875	71.8
1986	268	19807	73.9
1987	250	19429	77.7
1988	252	19595	77.8
1989	256	20866	81.5
1990	265	21531	81.2
1991	254	20908	82.3
1992	284	22582	79.5
1993	281	22464	79.9
1994	283	21282	75.2
1995	277	21424	77.3
1996	275	20739	75.4
1997	286	20152	70.5
1998	295	21837	74.0
1999	297	22197	74.7
2000	295	21701	73.6
2001	287	22769	79.3
2002	286	22565	78.9
2003	281	20884	74.3
2004	291	22160	76.2
2005	353	26850	76.1
2006	385	28520	74.1
2007	406	30517	75.1
2008	401	30381	75.8
2009	397	29881	75.3
2010	406	29312	72.2
2011	404	28846	71.4
2012	398	27265	68.5
2013	408	28427	69.7
2014	510	35346	69.3
<b>16,131</b>	<b>1,211,596</b>	<b>75.1</b>	

## 40-Point Games

Since the league's inaugural season in 1953-54, there have been 104 forty-point games by 54 different players ... 56 of the 104 games have been ACC games ... 10 have been accomplished on the opponent's home court.

### Individual 40-Point Games

Player	School	Seasons	Tot.
Buzz Wilkinson	Virginia	1954-55	10
Grady Wallace	South Carolina	1956-57	8
David Thompson	NC State	1973-75	7
Lennie Rosenbluth	North Carolina	1955-57	5
Kenny Anderson	Georgia Tech	1990-91	4
Len Chappell	Wake Forest	1960-62	4
Charlie Davis	Wake Forest	1969-71	3
J.J. Redick	Duke	2003-06	3
Charles Scott	North Carolina	1975-77	3
Tate Armstrong	Duke	1974-77	2
Kenny Carr	NC State	1975-77	2
Billy Cunningham	North Carolina	1963-65	2
Bob Lewis	North Carolina	1965-67	2
Rodney Monroe	NC State	1988-91	2
Dennis Scott	Georgia Tech	1988-90	2
Ronnie Shavlik	NC State	1954-56	2
Will Solomon	Clemson	1999-01	2
Bill Yarborough	Clemson	1954-57	2
T.J. Warren	NC State	2013-14	2
Butch Zatezalo	Clemson	1968-70	2
Harrison Barnes	North Carolina	2011-12	1
Len Bias	Maryland	1983-86	1
Tony Byers	Wake Forest	1973-74	1
Al Bunge	Maryland	1958-60	1
Randolph Childress	Wake Forest	1991-95	1
Jim Connelly	Virginia	1965-67	1
Danny Ferry	Duke	1986-89	1
Ernest Graham	Maryland	1978-81	1
Tom Hammonds	Georgia Tech	1986-89	1
Donald Hand	Virginia	1998-01	1
Olivier Hanlan	Boston College	2012-13	1
Tyler Hansbrough	North Carolina	2005-06	1
Dickie Hemric	Wake Forest	1954-55	1
Art Heyman	Duke	1961-63	1
Doreno Hudson	Virginia Tech	2008-12	1
Larry Lakins	NC State	1962-65	1
Tony Laquintano	Virginia	1960-61	1
Ed Leftwich	NC State	1970-71	1
Bob McCarty	Virginia	1954-56	1
Jeff Mullins	Duke	1962-64	1
Barry Parkhill	Virginia	1971-73	1
J.R. Reynolds	Virginia	2004-07	1
Tyrese Rice	Boston College	2006-09	1
John Roche	South Carolina	1969-71	1
Ralph Sampson	Virginia	1980-83	1
Sean Singletary	Virginia	2005-08	1
Devin Smith	Virginia	2002-05	1
Joe Smith	Maryland	1994-95	1
Kenny Smith	North Carolina	1984-87	1
Al Thornton	Florida State	2004-07	1
Greivis Vasquez	Maryland	2007-10	1
Bob Verga	Duke	1965-67	1
Dickie Walker	Wake Forest	1968-70	1
Hawkeye Whitney	NC State	1977-80	1
Shammond Williams	North Carolina	1995-98	1

### 40-Point Games - Single Season

Player	School	Season	Tot.
Grady Wallace	South Carolina	1956-57	7
Buzz Wilkinson	Virginia	1953-54	5
Buzz Wilkinson	Virginia	1954-55	5
J.J. Redick	Duke	2005-06	3

Total Points	Year	Cl.	Pts.
Dennis Scott, GT	1990	Jr.	970
J.J. Redick, Duke	2006	Sr.	964
Len Chappell, WF	1962	Sr.	932
Grady Wallace, USC	1957	Sr.	906
Buzzy Wilkinson, UVa	1955	Sr.	898
Len Rosenbluth, UNC	1957	Sr.	895
Tyler Hansbrough, UNC	2008	Jr.	882
T.J. Warren, NCS	2014	So.	871
Jason Williams, Duke	2001	So.	841
David Thompson, NCS	1975	Sr.	838

Points Per Game	Year	Cl.	Avg.
Buzz Wilkinson, UVa	1955	Sr.	32.1
Grady Wallace, USC	1957	Sr.	31.2
Buzzy Wilkinson, UVa	1954	Jr.	30.1
Len Chappell, WF	1962	Sr.	30.1
David Thompson, NCS	1975	Sr.	29.9
Bill Yarborough, Clem.	1955	Sr.	28.3
Len Rosenbluth, UNC	1957	Sr.	28.0
Dennis Scott, GT	1990	Jr.	27.7
Dickie Hemric, WF	1955	Sr.	27.6
Bob Lewis, UNC	1966	Jr.	27.4

Total Rebounds	Year	Cl.	Reb.
Ronnie Shavlik, NCS	1955	Jr.	581
Ronnie Shavlik, NCS	1956	Sr.	545
Dickie Hemric, WF	1955	Sr.	515
Len Chappell, WF	1962	Sr.	470
Tim Duncan, WF	1997	Sr.	457
Ronnie Shavlik, NCS	1954	So.	441
Lee Collins, USC	1955	Jr.	434
Dickie Hemric, WF	1954	Jr.	424
Grady Wallace, USC	1957	Sr.	419
Len Elmore, Md	1974	Sr.	412

Rebounds Per Game	Year	Cl.	Avg.
Ronnie Shavlik, NCS	1956	Sr.	19.5
Dickie Hemric, WF	1955	Sr.	19.0
Ronnie Shavlik, NCS	1955	Jr.	18.1
Lee Collins, USC	1956	Sr.	16.1
Billy Cunningham, UNC	1963	So.	16.1
Lee Collins, USC	1955	Jr.	16.1
Billy Cunningham, UNC	1964	Jr.	15.8
Len Chappell, WF	1962	Sr.	15.2
Dickie Hemric, WF	1954	Jr.	15.1
Tim Duncan, WF	1997	Sr.	14.7

Field Goal Percentage	Year	Cl.	Pct.
Brendan Haywood, UNC	2000	Jr.	.697
Dale Davis, Clem.	1989	So.	.670
Bobby Jones, UNC	1972	So.	.668
Carlos Boozer, Duke	2002	Jr.	.665
Horace Grant, Clem.	1987	Sr.	.656
Rasheed Wallace, UNC	1995	So.	.654
Cherokee Parks, Duke	1993	So.	.652
Brad Daugherty, UNC	1986	Sr.	.648
Buck Williams, Md.	1981	Jr.	.647
Brandan Wright, UNC	2007	Fr.	.646

Field Goals Made	Year	Cl.	Tot.
David Thompson, NCS	1975	Sr.	347
T.J. Warren, NCS	2014	So.	342
Grady Wallace, USC	1957	Sr.	336
Dennis Scott, GT	1990	Jr.	336
Johnny Dawkins, Duke	1986	Sr.	331
Len Chappell, WF	1962	Sr.	327
David Thompson, NCS	1974	Jr.	325
Kenny Carr, NCS	1976	So.	322
Antawn Jamison, UNC	1998	Jr.	316
Buzzy Wilkinson, UVa	1955	Sr.	308

Free Throw Percentage	Year	Cl.	Pct.
J.J. Redick, Duke	2004	So.	.953
J.J. Redick, Duke	2005	Jr.	.938
J.J. Redick, Duke	2003	Fr.	.919
Jack McClinton, Miami	2008	Jr.	.919
Shawn Robinson, Clem.	2006	Sr.	.913
Shammond Williams, UNC	1998	Sr.	.911
Greg Manning, Md.	1980	Jr.	.908
Chris McCray, Md.	2005	Jr.	.903
Juan Dixon, Md.	2002	Sr.	.898
Gary Burnisky, Clem.	1964	Sr.	.898

Free Throws Made	Year	Cl.	Tot.
Tyler Hansbrough, UNC	2008	Jr.	304
Dickie Hemric, WF	1955	Sr.	302
Len Rosenbluth, UNC	1957	Sr.	285
Buzzy Wilkinson, UVa	1955	Sr.	282
Len Chappell, WF	1962	Sr.	278
Tyler Hansbrough, UNC	2009	Sr.	249
Tyler Hansbrough, UNC	2007	So.	242
Buzzy Wilkinson, UVa	1954	Jr.	238
Grady Wallace, USC	1957	Sr.	234
Malcolm Delaney, VT	2010	Jr.	230
Dickie Hemric, WF	1954	Jr.	230

Assists	Year	Cl.	Ast.
Kendall Marshall, UNC	2012	So.	351
Craig Neal, GT	1988	Sr.	303
Chris Corchiani, NCS	1991	Sr.	299
Bobby Hurley, Duke	1991	So.	289
Bobby Hurley, Duke	1990	Fr.	288
Steve Blake, Md.	2002	Jr.	286
Kenny Anderson, GT	1990	Fr.	285
Ed Cota, UNC	2000	Sr.	284
Tyrone Bogue, WF	1987	Sr.	276
Ed Cota, UNC	1998	So.	274

Assists Per Game	Year	Cl.	Avg.
Kendall Marshall, UNC	2012	So.	9.8
Chris Corchiani, NCS	1991	Sr.	9.6
Tyrone Bogue, WF	1987	Sr.	9.5
Craig Neal, GT	1988	Sr.	9.5
Chris Corchiani, NCS	1989	So.	8.6
Tyrone Bogue, WF	1986	Jr.	8.4
Bobby Hurley, Duke	1993	Sr.	8.2
Kenny Anderson, GT	1990	Fr.	8.1
Ed Cota, UNC	2000	Sr.	8.1
Steve Blake, Md.	2002	Jr.	7.9

Steals	Year	Cl.	Stl.
Johnny Rhodes, Md.	1996	Sr.	110
Sam Cassell, FSU	1993	Sr.	97
Dudley Bradley, UNC	1979	Sr.	97
Juan Dixon, Md.	2000	So.	96
Juan Dixon, Md.	2001	Jr.	95
Steve Francis, Md.	1999	Jr.	95
Chris Corchiani, NCS	1990	Jr.	95
Jamon Gordon, VT	2007	Sr.	94
Jim Sparnarkel, Duke	1978	Jr.	93
Juan Dixon, Md.	2002	Sr.	92

Steals Per Game	Year	Cl.	Avg.
Johnny Rhodes, Md.	1996	Sr.	3.7
Dudley Bradley, UNC	1979	Sr.	3.3
Chris Corchiani, NCS	1990	Jr.	3.2
Tyrone Bogue, WF	1986	Jr.	3.1
Kenny Anderson, GT	1991	So.	3.0
Chris Corchiani, NCS	1991	Sr.	2.9
Tyrone Bogue, WF	1985	So.	2.9
Tim Pickett, FSU	2003	Jr.	2.8
Steve Francis, Md.	1999	Jr.	2.8
Jamon Gordon, VT	2007	Sr.	2.8

Blocked Shots	Year	Cl.	Blk.
Ralph Sampson, UVa	1980	Fr.	157
Cedric Lewis, Md.	1991	Sr.	143
Alvin Jones, GT	1998	Fr.	141
Shelden Williams, Duke	2006	Sr.	137
Tim Duncan, WF	1995	So.	135
Shelden Williams, Duke	2005	Jr.	127
Tim Duncan, WF	1994	Fr.	124
Sharone Wright, Clem.	1993	So.	124
Brendan Haywood, UNC	2001	Sr.	120
Tim Duncan, WF	1996	Jr.	120

Blocked Shots Per Game	Year	Cl.	Avg.
Cedric Lewis, Md	1991	Sr.	5.1
Ralph Sampson, UVa	1980	Fr.	4.6
Tree Rollins, Clem	1975	So.	4.3
Alvin Jones, GT	1998	Fr.	4.3
Derrick Lewis, Md	1987	Jr.	4.3
Tim Duncan, WF	1995	So.	4.2
Shelden Williams, Duke	2005	Jr.	3.9
Sean May, UNC	2005	Jr.	3.8
Shelden Williams, Duke	2006	Sr.	3.8
Tim Duncan, WF	1996	Jr.	3.8
Tim Duncan, WF	1994	Fr.	3.8

3-Pt FG Percentage	Year	Cl.	Pct.
Christian Laettner, Duke	1992	Sr.	.557
Michael Tait, Clem.	1987	Sr.	.515
Riccardo Peral, WF	1996	Jr.	.510
Cal Boyd, WF	1989	Sr.	.500
Vinny Del Negro, NCS	1987	Jr.	.500
Dante Calabria, UNC	1995	Jr.	.496
Rodney Monroe, NCS	1990	Jr.	.483
Marc Blucas, WF	1994	Sr.	.477
Rusty LaRue, WF	1996	So.	.464
Jeff Lebo, UNC	1988	Jr.	.464

3-Pt Field Goals Made	Year	Cl.	Tot.
J.J. Redick, Duke	2006	Sr.	139
Dennis Scott, GT	1990	Jr.	137
Jason Williams, Duke	2001	So.	132
Curtis Staples, UVa	1998	Sr.	130
Shane Battier, Duke	2001	Sr.	124
Reddick, Duke	2005	Jr.	121
Dennis Scott, GT	1989	So.	116
Trajan Langdon, Duke	2000	Sr.	112
Tim Pickett, FSU	2004	Sr.	110
Jon Scheyer, Duke	2010	Sr.	110

Assists/Turnover Ratio	Year	Cl.	Ratio
James Robinson, Pitt	2014	So.	4:11:1
Ty Lawson, UNC	2009	Jr.	3.49:1
Kendall Marshall, UNC	2012	So.	3.48:1
Sidney Lowe, NCS	1983	Sr.	3.35:1
Tyrone Bogue, WF	1985	So.	3.34:1
Ervin Murray, WF	2001	Jr.	3.23:1
Dexter Strickland, UNC	2013	Sr.	3.19:1
Nate Johnson, FSU	2004	Sr.	3.21:1
Danny Ferry, Duke	1986	Fr.	3.05:1
Steve Wojciechowski, Duke	1997	Jr.	3.03:1

(3:00:1-or-better)



## Freshmen Season Team Superlatives

### Points Per Game

School	Year	W/L	PG
Duke	1982-83	11-17	52.9
Georgia Tech	1982-83	13-15	46.9
Clemson	1995-96	18-11	44.4
North Carolina	2006-07	31-7	43.0
North Carolina	2002-03	19-16	42.1
Duke	1999-00	29-5	40.5
North Carolina	2005-06	23-8	39.8
Wake Forest	1978-79	12-15	38.1
Boston College	2011-12	9-22	37.5
Georgia Tech	2006-07	20-12	37.2

### Rebounds Per Game

School	Year	W/L	PG
Duke	1982-83	11-17	22.5
Clemson	1995-96	18-11	22.3
Georgia Tech	1982-83	13-15	19.9
Wake Forest	1997-98	16-14	19.5
Wake Forest	1978-79	12-15	19.4
Maryland	1993-94	18-12	19.4
North Carolina	1995-96	21-11	18.7
Clemson	1991-92	14-14	18.3
Boston College	2011-12	9-22	18.1
North Carolina	2002-03	19-16	18.0
Virginia Tech	2007-08	21-14	18.0

### Minutes Per Game

School	Year	W/L	PG
Boston College	2011-12	9-22	138.0
Clemson	1995-96	18-11	134.1
Georgia Tech	1982-83	13-15	123.6
Duke	1982-83	11-17	123.4
North Carolina	2002-03	19-16	115.2
Georgia Tech	1997-98	19-14	110.9
Wake Forest	2006-07	15-16	109.4
Virginia Tech	2007-08	21-14	108.9
Wake Forest	1997-98	16-14	107.6
Wake Forest	1978-79	12-15	100.7
Wake Forest	1985-86	8-21	95.2

## Freshmen Scoring & Rebounding Leaders

Since freshmen became eligible in 1972-73, 12 ACC freshmen have led their team in both scoring and rebounding in the same season ... overall, 29 freshmen have led their team in scoring while 44 have paced their team in rebounding.

### Frosh Leaders

Player, School	Year	RPG	PPG
Jabari Parker, Duke	2014	8.7	19.1
Ryan Anderson, BC	2012	7.4	11.2
Travis McKie, WF	2011	7.7	13.0
James Johnson, WF	2008	8.1	14.6
J.J. Hickson, NCS	2008	8.5	14.5
Brandon Costner, NCS	2007	7.2	16.8
Tyler Hansbrough, UNC	2006	7.8	18.9
Chris Bosh, GT	2003	9.0	15.6
Greg Buckner, Clem.	1995	5.9	12.0
Joe Smith, Md.	1994	10.7	19.4
Rodney Rogers, WF	1991	7.9	16.3
Chris King, WF	1989	6.1	14.4

## Freshmen Single-Game Superlatives

### Points Scored

41	Olivier Hanlan, BC vs. GT	3-14-13
40	Harrison Barnes, UNC vs. Clem.	3-12-11
40	Tyler Hansbrough, UNC vs. GT	2-15-06
38	Skip Wise, Clemson vs. Penn	11-30-74
35	Ernie Myers, NCS vs. Duke	1-26-83
34	J.J. Redick, Duke vs. Virginia	1-15-03
34	Chris Williams, UVa vs. Liberty	12-8-98
33	J.J. Hickson, NCS vs. WCU	12-29-07
32	J.T. Terrell, WF vs. Iowa	11-30-10
32	Patrick Heckmann, BC vs. UC-Riverside	11-23-11
32	Sylyen Landesberg, UVa vs. BC	2-4-09
32	Kenny Anderson, GT vs. Pitts	12-28-89
32	Kenny Anderson, GT vs. Notre Dame	2-24-90
32	Ralph Sampson, UVa vs. Clem.	2-8-98
31	T.J. Warren, NCS vs. FSU	2-19-13
31	Kyrie Irving, Duke vs. Michigan St.	12-1-10
31	Scott Wood, NCS sv. FSU	1-12-10
31	J.J. Hickson, NCS vs. William & Mary	11-15-07
31	Johnny Dawkins, Duke vs. Md.	1-15-83
30	Courtney Alexander, UVa vs. Duke	2-14-96
30	Anthony Jenkins, Clem. vs. Duke	1-29-93
30	J.J. Redick, Duke vs. NC State	3-16-03
30	Jabari Parker, Duke vs. North Carolina	3-8-14

### Rebounds

23	J.J. Hickson, NCS vs. Clemson	2-16-08
22	Ralph Sampson, UVa vs. Army	12-22-79
22	Buck Williams, Md. vs. UNLV	12-4-78
21	Ralph Sampson, UVa vs. Va. Tech	1-14-80
20	Antawn Jamison, UNC vs. Virginia	1-17-96
20	Ralph Sampson, UVa vs. Penn	1-16-80
20	Joe Smith, Md. vs. Florida State	1-11-94

### Assists

18	Kenny Anderson, GT vs. Pittsburgh	12-28-89
17	Kenny Anderson, GT vs. No. Carolina	2-1-90
16	Kendall Marshall, UNC vs. Florida State	2-6-11
15	Chris Corchiani, NCS vs. Georgia Tech	2-20-88
15	Ishmael Smith, WF vs. Georgia Tech	3-8-7
15	Greg Paulus, Duke vs. Valparaiso	12-18-05

### Steals

8	Tyler Hansbrough, UNC vs. UNC-A	12-28-05
7	Clyde Austin, NCS vs. Duke	11-27-76
7	Javaris Crittenton, GT vs. Clemson	2-3-07
7	Shane Battier, Duke vs. Davidson	11-20-97

### Blocked Shots

12	Ralph Sampson, UVa vs. Army	12-22-79
10	Derrick Lewis, Md. vs. Towson St.	2-21-85
10	Derrick Lewis, Md. vs. Tennessee	11-24-84
10	Ralph Sampson, UVa vs. ODU	12-29-79

### Most Points in First Game as a Freshman

31	J.J. Hickson, NC State vs. William & Mary	11-15-07
29	Ivan Wagner, NCS vs. VMI	11-25-95
28	Sylyen Landesberg, UVa vs. VMI	11-16-08
28	Rashad McCants, UNC vs. Penn St.	11-18-02
24	Jeff Lamp, Virginia vs. JMU	11-25-77

### Most Assists in First Game as a Freshman

10	Raymond Felton, UNC vs. Penn St.	11-18-02
10	Dennis Scott, GT vs. Alcorn State	11-20-87

### Consecutive Field Goals Made to Start Freshman Season

- 12 by J.J. Hickson, NC State vs. W-Mary (11-15-07)
- 11 by Cherokee Parks, Duke
- 5 for 5 vs. East Carolina (11-25-91)
- 6 for 6 vs. Harvard (11-30-91)

### "Triple-Double" in

- First Game as a Freshman
- Dennis Scott, Georgia Tech vs. Alcorn State
- 17 points, 10 rebounds, 10 assists

## Freshmen Single-Season Superlatives

### Scoring Average

Kenny Anderson	GT	1989-90	20.6
Mark Price	GT	1982-83	20.3
Joe Smith	Md.	1993-94	19.4
Jabari Parker	Duke	2013-14	19.1
Tyler Hansbrough	UNC	2005-06	18.94
Stephon Marbury	GT	1995-96	18.86
Skip Wise	Clem.	1974-75	18.5
Dion Glover	GT	1997-98	18.4
Johnny Dawkins	Duke	1982-83	18.1
Jeff Lamp	UVa	1977-78	17.3
Gene Banks	Duke	1977-78	17.1
Rashad McCants	UNC	2002-03	17.0
Chris Williams	UVa	1998-99	16.8
Sylyen Landesberg	UVa	2008-09	16.6

### Rebounding Average

Wayne Rollins	Clem.	1973-74	12.2
Ralph Sampson	UVa	1979-80	11.2
Buck Williams	Md.	1978-79	10.8
Mike Gminski	Duke	1976-77	10.7
Joe Smith	Md.	1993-94	10.7
Larry Gibson	Md.	1975-76	9.8
Antawn Jamison	UNC	1995-96	9.7
Tim Duncan	WF	1993-94	9.6
Chris Bosh	GT	2002-03	9.0
Jabari Parker	Duke	2013-14	8.7
Jordan Williams	Md.	2009-10	8.6
Gene Banks	Duke	1977-78	8.6
J.J. Hickson	NCS	2007-08	8.5
Travis Watson	UVa	1999-00	8.3
Al-Farouq Aminu	WF	2008-09	8.2
James Johnson	WF	2007-08	8.1
Sharone Wright	Clem.	1991-92	8.1
Sean May	UNC	2002-03	8.1
Marc Iavaroni	UVa	1974-75	7.9
Rodney Rogers	WF	1990-91	7.9
Tyler Hansbrough	UNC	2005-06	7.83
Sam Perkins	UNC	1980-81	7.81
Corey Louis	FSU	1994-95	7.78
Jerrold Mustaf	Md.	1988-89	7.76
Dale Davis	Clem.	1987-88	7.7
Jeff Allen	VT	2007-08	7.6
Rod Griffin	WF	1974-75	7.6

### Assists Average

Kenny Anderson	GT	1989-90	8.1
Bobby Hurley	Duke	1989-90	7.6
Chris Corchiani	NCS	1987-88	7.3
Kendall Marshall	UNC	2010-11	6.8
Ed Cota	UNC	1996-97	6.8
Raymond Felton	UNC	2002-03	6.7
Grayson Marshall	Clem.	1984-85	6.6
Steve Blake	Md.	1999-00	6.2
Ishmael Smith	WF	2006-07	6.0
John Lucas	Md.	1972-73	5.9
Chris Paul	WF	2003-04	5.9

### Field Goal Percentage

Sam Perkins	UNC	1980-81	.626
Antawn Jamison	UNC	1995-96	.624
T.J. Warren	NCS	2012-13	.622
J.J. Hickson	NCS	2007-08	.591
J.R. Reid	UNC	1986-87	.584
Mike O'Koren	UNC	1976-77	.577
Tyler Hansbrough	UNC	2005-06	.570
Rodney Rogers	WF	1990-91	.570
Sam Ivy	WF	1986-87	.565
Wally Walker	UVa	1972-73	.563
Chris Bosh	GT	2002-03	.560
Bryant Stith	UVa	1988-89	.548
Jim Spanarkel	Duke	1975-76	.548

## Points Per Game

1973	John Lucas, Md.	14.2
1974	Walter Davis, UNC	14.3
1975	Skip Wise, Clem.	18.5
1976	Jim Spanarkel, Duke	3.3
1977	Mike Gminski, Duke	15.3
1978	Jeff Lamp, UVa	17.3
1979	Alvis Rogers, WF	13.5
1980	Ralph Sampson, UVa	14.9
1981	Sam Perkins, UNC	14.9
1982	Adrian Branch, Md.	15.2
1983	Mark Price, GT	• 20.3
1984	Bruce Dalrymple, GT	13.6
1985	Duane Ferrell, GT	9.1
1986	Tom Hammonds, GT	12.2
1987	J.R. Reid, UNC	14.7
1988	Dennis Scott, GT	15.5
1989	Bryant Stith, UVa	15.5
1990	<b>Kenny Anderson, GT</b>	<b>20.6</b>
1991	Rodney Rogers, WF	16.3
1992	James Forrest, GT	13.3
1993	Johnny Rhodes, Md.	14.0
1994	Joe Smith, Md.	19.4
1995	Ishua Benjamin, NCS	14.0
1996	Stephon Marbury, GT	18.9
1997	Ed Cota, UNC	8.0
1998	Dion Glover, GT	18.4
1999	Chris Williams, UVa	16.8
2000	Joseph Forte, UNC	16.7
2001	Tony Stockman, Clem.	12.0
2002	Julius Hodge, NCS	10.7
2003	Rashad McCants, UNC	17.0
2004	Luol Deng, Duke	15.1
2005	Marvin Williams, UNC	11.3
2006	Tyler Hansbrough, UNC	18.9
2007	Brandon Costner, NCS	16.8
2008	J.J. Hickson, NCS	14.8
2009	Sylvan Landesberg, UVa	16.6
2010	Derrick Favors, GT	12.4
2011	Harrison Barnes, UNC	15.3
2012	Austin Rivers, Duke	15.5
2013	Olivier Hanlon, BC	15.4
2014	Jabari Parker, Duke	19.1

## Rebounds Per Game

1973	Wally Walker, UVa	6.8
1974	<b>Tree Rollins, Clem.</b>	<b>12.2</b>
1975	Marc Ivaroni, UVa	7.9
1976	Otis Fulton, UVa	6.3
1977	Mike Gminski, Duke	10.7
1978	Gene Banks, Duke	8.6
1979	Buck Williams, Md.	• 10.8
1980	Ralph Sampson, UVa	• 11.2
1981	Sam Perkins, UNC	7.8
1982	Michael Jordan, UNC	4.4
1983	Mark Alarie, Duke	6.5
1984	Russell Pierre, NCS	7.0
1985	Derrick Lewis, Md.	6.5
1986	Tom Hammonds, GT	6.4
1987	J.R. Reid, UNC	7.4
1988	Dale Davis, Clem.	7.7
1989	Jerrold Mustaf, Md.	7.8
1990	Malcolm Mackey, GT	7.5
1991	Rodney Rogers, WF	7.9
1992	James Forrest, GT	6.4
1993	Johnny Rhodes, Md.	5.2
1994	Joe Smith, Md.	• 10.7
1995	Corey Louis, FSU	7.8
1996	Antawn Jamison, UNC	9.7
1997	Loren Woods, WF	5.2
1998	Kenny Inge, NCS	7.4
1999	Chris Williams, UVa	7.5
2000	Travis Watson, UVa	8.3
2001	Chris Hobbs, Clem.	6.3
2002	Ed Nelson, GT	6.9
2003	Chris Bosh, GT	9.0
2004	Luol Deng, Duke	6.9
2005	Marvin Williams, UNC	6.6
2006	Tyler Hansbrough, UNC	7.8
2007	Brandon Costner, NCS	7.3
2008	J.J. Hickson, NCS	8.5
2009	Al-Farouq Aminu, WF	8.2
2010	Jordan Williams, Md.	8.6
2011	Travis McKie, WF	7.7
2012	Ryan Anderson, BC	7.4
2013	Devin Thomas, WF	7.5
2014	Jabari Parker, Duke	• 8.7

## Assists Per Game

1973	John Lucas, Md.	5.9
1974	Bill Langloh, UNC	2.8
1975	Phil Ford, UNC	5.2
1976	Jim Spanarkel, Duke	2.8
1977	Clyde Austin, NCS	5.0
1978	Gene Banks, Duke	3.5
1979	Jeff Jones, UVa	• 4.9
1980	Sidney Lowe, NCS	4.5
1981	Othell Wilson, UVa..	2.8
1982	David Shaffer, Clem.	2.2
1983	Johnny Dawkins, Duke	4.8
1984	Kenny Smith, UNC	5.0
1985	Grayson Marshall, Clem.	6.6
1986	Jeff Lebo, UNC	4.0
1987	Teyon McCoy, Md.	4.3
1988	Chris Corchiani, NCS	7.3
1989	Derrick McQueen, WF	5.4
1990	<b>Kenny Anderson, GT</b>	<b>• 8.1</b>
1991	Eric Burks, Clem.	8.5
1992	Travis Best, GT	5.7
1993	Drew Barry, GT	5.5
1994	Jeff Capel, Duke	3.2
1995	Ishua Benjamin, NCS	4.6
1996	Stephon Marbury, GT	4.5
1997	Ed Cota, UNC	• 6.8
1998	Travis Spivey, GT	4.3
1999	Tony Akins, GT	4.8
2000	Steven Blake, Md.	6.2
2001	Chris Duhon, Duke	4.5
2002	Keith Jenif er, UVa	2.8
2003	Raymond Felton, UNC	6.7
2004	Chris Paul, WF	5.9
2005	Sean Singletary, UVa	3.9
2006	Greg Paulus, Duke	• 5.2
2007	Ishamel Smith, WF	• 6.0
2008	Moe Miller, GT	3.3
2009	Iman Shumpert, GT	5.0
2010	Durand Scott, Miami	3.4
2011	Kendall Marshall, UNC	• 6.2
2012	Jordan Daniels, BC	2.6
2013	Marcus Paige, UNC	4.6
2014	Tyler Ennis, Syr.	• 5.5

## Field Goal Percentage

1973	Wally Walker, UVa	.563
1974	Tree Rollins, Clem.	.543
1975	Kenny Carr, NCS	.525
1976	Jim Spanarkel, UVa	.548
1977	Mike O'Koren, UNC	.577
1978	Gene Banks, Duke	.528
1979	Alvis Rogers, WF	.468
1980	Ralph Sampson, UVa	.547
1981	<b>Sam Perkins, UNC</b>	<b>.626</b>
1982	Michael Jordan, UNC	.534
1983	Johnny Dawkins, Duke	.500
1984	Bruce Dalrymple, GT	.477
1985	no qualifiers	---
1986	Tom Hammonds, GT	.609
1987	J.R. Reid, UNC	.584
1988	Brian Williams, Md.	.600
1989	Bryant Stith, UVa	.548
1990	Kenny Anderson, GT	.515
1991	Rodney Rogers, WF	.570
1992	James Forrest, GT	.509
1993	Johnny Rhodes, Md.	.420
1994	Joe Smith, Md.	.522
1995	Greg Buckner, Clem.	.526
1996	Antawn Jamison, UNC	• .624
1997	no qualifiers	---
1998	Dion Glover, GT	.441
1999	Chris Williams, UVa	.512
2000	Joseph Forte, UNC	.459
2001	no qualifiers	---
2002	no qualifiers	---
2003	Chris Bosh, GT	• .560
2004	Luol Deng, Duke	.474
2005	no qualifers	---
2006	Tyler Hansbrough, UNC	.570
2007	Brandan Wright, UNC	• .646
2008	J.J. Hickson, NCS	• .591
2009	Sylvan Landesberg, UVa	.436
2010	no qualifiers	---
2011	Harrison Barnes, UNC	.423
2012	Austin Rivers, Duke	.433
2013	T.J. Warren, NCS	• .622
2014	Jabari Parker, Duke	.473

## Free Throw Percentage

1973	no qualifiers	---
1974	Walter Davis, UNC	.793
1975	Brad Davis, Md.	.820
1976	Jim Spanarkel, Duke	.697
1977	Mike O'Koren, UNC	.726
1978	Greg Manning, Md.	.852
1979	Guy Morgan, WF	.663
1980	Sidney Lowe, NCS	.705
1981	Sam Perkins, UNC	.741
1982	Adrian Branch, Md.	.765
1983	Mark Price, GT	• .877
1984	Bruce Dalrymple, GT	.754
1985	no qualifiers	---
1986	no qualifiers	---
1987	J.R. Reid, UNC	.653
1988	no qualifiers	---
1989	Bryant Stith, UVa	.769
1990	Bobby Hurlley, Duke	.769
1991	Randolph Childress, WF	.772
1992	Bob Sura, FSU	.627
1993	no qualifiers	---
1994	Joe Smith, Md.	.734
1995	Matt Harpring, GT	.736
1996	Stephon Marbury, GT	.738
1997	no qualifiers	---
1998	Robert O'Kelley, WF	.806
1999	Darius Songaila, WF	.804
2000	Carlos Boozer, Duke	.742
2001	no qualifiers	---
2002	Julius Hodge, NCS	.743
2003	<b>J.J. Redick, Duke</b>	<b>• .919</b>
2004	Chris Paul, WF	.843
2005	Marvin Williams, UNC	.847
2006	Tyler Hansbrough, UNC	.739
2007	Jon Scheyer, Duke	.846
2008	Moe Miller, GT	.802
2009	Sylvan Landesberg, UVa	.796
2010	C.J. Harris, WF	.831
2011	Harrison Barnes, UNC	.750
2012	Austin Rivers, Duke	.658
2013	Rasheed Sulaimon, Duke	.802
2014	Tyler Ennis, Syr.	.765

• denotes led ACC

**Bold** denotes ACC Freshman Record

## Freshman Team Leader - Scoring

1975	Skip Wise, Clem.	18.5
1978	Jeff Lamp, UVa	17.3
1982	Adrian Branch, Md.	15.2
1983	Johnny Dawkins, Duke	18.1
1983	Mark Price, Ga. Tech	20.3
1986	Rod Watson, WF	13.5
1989	Chris King, WF	14.4
1991	Rodney Rogers, WF	16.3
1994	Joe Smith, Md.	19.4
1995	Greg Buckner, Clem.	12.0
1996	Stephon Marbury, GT	18.9
1998	Dion Glover, GT	18.4
1998	Robert O'Kelley, WF	16.6
1998	Adam Harrington, NCS	11.6
2000	Joseph Forte, UNC	16.7
2003	Rashad McCants, UNC	17.0
2003	Chris Bosh, GT	15.6
2007	Brandon Costner, NCS	16.8
2007	Javaris Crittenton, GT	14.4
2008	J.J. Hickson, NCS	14.8
2008	James Johnson, WF	14.6
2009	Sylvan Landesberg, UVa	16.2
2011	Travis McKie, WF	13.0
2011	CJ Leslie, NCS	11.0
2012	Ryan Anderson, BC	11.2
2012	Austin Rivers, Duke	15.5
2013	Olivier Hanlan, BC	15.4
2013	Marcus Georges-Hunt, GT	10.8
2014	Jabari Parker, Duke	19.1

## Freshman Team Leader - Rebounding

1974	Tree Rollins, Clem.	12.2
1975	Marc Ivaroni, UVa	7.9
1975	Rod Griffin, WF	7.6
1977	Mike Gminski, Duke	10.7
1979	Buck Williams, Md.	10.8
1979	Guy Morgan, WF	6.3
1980	Ralph Sampson, UVa	11.2
1983	John Salley, GT	5.7
1983	Mark Alarie, Duke	6.5
1987	J.R. Reid, UNC	7.4
1987	Sam Ivy, WF	6.1
1989	Chris King, WF	6.1
1990	Malcolm Mackey, GT	7.5
1991	Rodney Rogers, WF	7.9
1992	Sharonne Wright, Clem.	8.1
1994	Tim Duncan, WF	9.6
1994	Joe Smith, Md.	10.7
1995	Corey Louis, FSU	7.8
1995	Greg Buckner, Clem.	5.9
1996	Antawn Jamison, UNC	9.7
1998	Kenny Inge, NCS	7.4
1998	Niki Arinze, WF	6.1
1999	Chris Williams, UVa	7.5
2000	Carlos Boozer, Duke	6.3
2000	Travis Watson, UVa	8.3
2001	Chris Hobbs, Clem.	6.3
2001	Michael Joiner, FSU	6.0
2002	Ed Nelson, GT	6.9
2003	Chris Bosh, GT	9.0
2003	Sheldon Williams, Duke	5.9
2007	Brandon Costner, NCS	7.3
2007	Dwayne Collins, Miami	6.5
2007	Trevor Booker, Clem.	6.4
2008	J.J. Hickson, NCS	8.5
2008	James Johnson, WF	8.1
2008	Jeff Allen, VT	7.6
2009	Solomon Alabi, FSU	5.6
2010	Jordan Williams, Md.	8.6
2011	Travis McKie, WF	7.3
2011	CJ Leslie, NCS	6.2
2012	Ryan Anderson, BC	7.4
2012	Dorian Finney-Smith, VT	7.0
2013	Robert Carter, Jr., GT	6.7
2014	Jabari Parker, Duke	8.7

## ACC Freshmen League Statistics

Year	FG%	3FG%	FT%	MPG	RPG	APG	PPG
2014	.417	.340	.672	37.1	5.7	2.8	11.2
2013	.437	.338	.661	42.2	8.9	3.8	19.3
2012	.396	.314	.665	44.5	6.6	2.6	13.1
2011	.417	.341	.699	33.4	6.6	3.2	15.0
2010	.429	.331	.638	34.7	7.2	2.3	13.5
2009	.431	.305	.644	35.8	6.3	2.5	11.0
2008	.449	.345	.668	46.8	10.8	4.4	23.4
2007	.421	.353	.664	47.1	10.1	4.5	21.1
2006	.425	.317	.688	37.5	6.3	2.9	12.2
2005	.426	.318	.659	33.9	5.7	2.2	11.0
2004	.448	.354	.650	36.2	5.7	2.8	13.3
2003	.457	.369	.678	52.4	8.8	4.0	19.3
2002	.442	.329	.648	46.2	7.5	2.9	15.6
2001	.416	.341	.681	31.0	5.1	2.3	9.8
2000	.441	.326	.664	50.6	8.4	4.2	17.3
1999	.437	.335	.685	45.0	7.2	3.1	17.2
1998	.443	.325	.644	52.1	9.2	3.1	16.6
1997	.416	.264	.627	30.8	5.0	2.5	8.0
1996	.469	.359	.656	50.4	8.3	3.2	18.1
1995	.427	.359	.688	42.9	6.1	3.0	14.4
1994	.457	.321	.686	39.4	7.8	2.9	15.0
1993	.433	.344	.651	26.4	4.3	2.4	9.1
1992	.450	.356	.633	41.2	6.5	2.9	15.2
1991	.471	.334	.614	39.5	7.3	2.9	13.9
1990	.472	.354	.640	31.4	5.3	3.2	11.0
1989	.502	.342	.692	28.0	5.0	2.1	11.1
1988	.466	.400	.644	43.0	6.7	3.6	14.4
1987	.494	.431	.638	38.6	6.6	2.3	13.4
1986	.490	--	.655	41.9	6.7	2.6	13.7
1985	.473	--	.630	30.3	4.8	2.3	8.6
1984	.480	--	.691	40.5	6.0	3.6	11.5
1983	.474	40.1	.685	52.7	8.6	3.3	20.5
1982	.473	--	.665	36.8	5.2	2.2	12.9
1981	.485	--	.683	25.8	5.2	2.6	10.4
1980	.471	--	.676	24.8	4.8	1.8	8.9
1979	.498	--	.610	--	6.8	2.6	11.5
1978	.499	--	.709	--	8.9	3.5	20.2
1977	.497	--	.692	--	7.1	3.2	17.1
1976	.486	--	.680	35.1	7.7	2.8	13.5
1975	.491	--	.718	--	7.2	2.9	18.5
1974	.471	--	.714	--	4.5	1.8	10.5
1973	.505	--	.666	--	4.0	1.5	7.8

## ACC Freshmen Scoring in Double Figures

Year	BC	CU	DU	FS	GT	MD	UM	NC	ST	ND	UP	SU	VA	VT	WFACC
2014	-	-	1	-	-	-	-	-	-	-	-	-	-	1	:3
2013	2	0	1	0	1	0	0	0	1	-	-	-	0	0	:5
2012	1	-	1	-	-	-	-	-	-	-	-	-	-	-	:2
2011	-	-	1	-	-	1	0	1	1	-	-	-	1	-	:7
2010	-	-	-	-	1	-	1	-	-	-	-	-	-	-	:2
2009	-	-	-	-	1	-	-	-	-	-	-	-	1	-	:3
2008	1	1	1	-	-	-	-	-	1	-	-	-	-	1	:7
2007	-	1	1	-	2	-	-	3	1	-	-	-	-	-	:8
2006	-	-	-	-	-	-	-	1	-	-	-	-	-	-	:1
2005	1	-	-	-	-	1	-	-	-	-	-	-	1	-	:3
2004	-	1	-	-	-	-	-	-	-	-	-	-	-	1	:2
2003	-	1	-	1	-	-	-	3	-	-	-	-	-	1	:6
2002	-	-	-	-	-	-	-	-	1	-	-	-	-	-	:1
2001	1	-	-	-	-	-	-	-	-	-	-	-	-	-	:1
2000	-	2	-	-	-	-	-	1	1	-	-	-	1	-	:5
1999	-	1	-	1	-	-	-	1	1	-	-	-	2	1	:7
1998	-	1	-	1	-	-	-	-	1	-	-	-	-	1	:4
1997	-	-	-	-	-	-	-	-	-	-	-	-	-	-	:0
1996	1	-	-	1	-	-	-	1	-	-	-	-	1	-	:4
1995	1	1	1	1	-	-	-	-	1	-	-	-	1	-	:6
1994	-	-	1	-	2	-	-	1	-	-	-	-	1	-	:5
1993	-	-	-	1	2	-	-	-	-	-	-	-	-	-	:3
1992	2	-	1	2	-	-	-	-	1	-	-	-	2	-	:8
1991	-	1	-	-	-	-	-	-	-	-	-	-	-	2	:3
1990	-	-	-	1	-	-	-	-	-	-	-	-	-	-	:1
1989	-	-	-	-	1	-	-	-	-	-	-	-	1	1	:3
1988	-	-	-	1	1	-	-	-	1	-	-	-	-	-	:3
1987	-	-	-	-	1	-	-	-	1	-	-	-	-	1	:3
1986	-	-	-	1	-	-	-	-	1	-	-	-	-	-	:3
1985	-	-	-	-	-	-	-	-	-	-	-	-	-	-	:0
1984	-	-	-	1	-	-	-	-	-	-	-	-	-	-	:1
1983	-	2	-	2	1	-	-	-	-	-	-	-	-	-	:5
1982	-	-	-	-	1	-	-	-	1	-	-	-	-	-	:2
1981	-	-	-	-	-	-	-	-	1	-	-	-	-	-	:1
1980	-	-	-	-	-	-	-	-	1	-	-	-	1	-	:2
1979	-	-	-	-	1	-	-	-	-	-	-	-	-	1	:2
1978	-	1	-	-	2	-	-	-	1	-	-	-	2	-	:6
1977	-	1	-	-	1	1	1	2	-	-	-	-	-	1	:6
1976	-	1	-	-	1	-	-	-	-	-	-	-	-	-	:2
1975	2	-	-	-	1	1	1	1	1	-	-	-	1	1	:7
1974	1	-	-	-	-	-	-	-	1	-	-	-	-	1	:3
1973	-	-	-	-	1	-	-	-	-	-	-	-	1	-	:2

## Records by Class

FRESHMAN			SOPHOMORE			JUNIOR			SENIOR		
<b>Scoring</b>			<b>Scoring</b>			<b>Scoring</b>			<b>Scoring</b>		
Kenny Anderson, GT	1990	20.6	Kenny Carr, NCS	1976	26.6	Buzzy Wilkinson, UVa	1954	30.1	Buzzy Wilkinson, UVa	1955	32.1
Mark Price, GT	1983	20.3	Len Rosenbluth, UNC	1955	25.5	Dennis Scott, GT	1990	27.7	Grady Wallace, USC	1957	31.2
<b>Rebounds</b>			<b>Rebounds</b>			<b>Rebounds</b>			<b>Rebounds</b>		
Tree Rollins, Clem.	1974	12.2	Billy Cunningham, UNC	1963	16.1	Ronnie Shavlik, NCS	1955	18.1	Ronnie Shavlik, NCS	1956	19.5
Ralph Sampson, UVa	1980	11.2	Tom Burleson, NCS	1972	14.0	Lee Collins, USC	1955	16.1	Dickie Hemric, WF	1955	19.0
<b>FG Percentage</b>			<b>FG Percentage</b>			<b>FG Percentage</b>			<b>FG Percentage</b>		
Brandan Wright, UNC	2007	.646	Dale Davis, Clem.	1989	.670	Brendan Haywood, UNC	2000	.697	Horace Grant, Clem	1987	.656
Sam Perkins, UNC	1981	.626	Bobby Jones, UNC	1972	.668	Carlos Boozer, Duke	2002	.665	Brad Daugherty, UNC	1986	.648
<b>FT Percentage</b>			<b>FT Percentage</b>			<b>FT Percentage</b>			<b>FT Percentage</b>		
J.J. Redick, Duke	2003	.919	J.J. Redick, Duke	2004	.953	J.J. Redick, Duke	2004	.938	Shawan Robinson, Clem.	2006	.913
Mark Price, GT	1983	.877	Trajan Langdon, Duke.	1997	.897	Greg McClinton, UM	2008	.919	Shammond Williams, UNC	1998	.911
<b>Assists</b>			<b>Assists</b>			<b>Assists</b>			<b>Assists</b>		
Kenny Anderson, GT	1990	8.1	Kendall Marshall, UNC	2012	9.8	Tyrone Bogues, WF	1986	8.4	Chris Corchiani, NCS	1991	9.6
Bobby Hurley, Duke	1990	7.6	Chris Corchiani, NCS	1989	8.6	Steve Blake, Md.	2002	7.9	Tyrone Bogues, WF	1987	9.5
<b>Steals</b>			<b>Steals</b>			<b>Steals</b>			<b>Steals</b>		
Chris Paul, WF	2004	2.7	Kenny Anderson, GT	1991	3.0	Chris Corchiani, NCS	1990	3.2	Johnny Rhodes, Md.	1996	3.7
Johnny Rhodes, Md.	1993	2.5	Tyrone Bogues, WF	1985	2.9	Tyrone Bogues, WF	1986	3.1	Dudley Bradley, UNC	1979	3.3
<b>Blocked Shots</b>			<b>Blocked Shots</b>			<b>Blocked Shots</b>			<b>Blocked Shots</b>		
Ralph Sampson, UVa	1980	4.6	Tree Rollins, Clem.	1975	4.3	Derrick Lewis, Md.	1987	4.3	Cedric Lewis, Md.	1991	5.1
Alvin Jones, GT	1998	4.3	Tim Duncan, WF	1995	4.2	Tree Rollins, Clem.	1976	4.2	Tree Rollins, Clem.	1977	3.9



Year	Name	G	MIN	FG	FGA	PCT	3PT	3PA	PCT	FT	FTA	PCT	OR	TR	AVG	AST	TO	PF	STL	BLK	PTS	AVG
<b>Boston College</b>																						
2011-12	Abdo, Salah.....	5	11	0	0	0.0	0	0	0.0	0	2	0.0	0	0	0.0	0	0	1	0	0	0	0.0
2011-14	Anderson, Ryan.....	95	2942	456	977	46.7	30	113	26.5	340	498	68.3	210	716	7.5	125	171	165	60	53	1282	13.5
2007-08	Bennett, Brennan.....	3	5	1	4	25.0	0	0	0.0	0	0	0.0	0	0	0.0	0	0	0	0	0	2	0.7
2006-08	Blair, Tyrelle.....	61	1190	73	177	41.2	0	0	0.0	89	136	65.4	79	236	3.9	27	70	153	14	167	235	3.9
2010-12	Cahill, John.....	54	455	35	79	44.3	29	64	45.3	15	19	78.9	11	66	1.2	20	15	39	5	22	114	2.1
2011-14	Cain Carney, John.....	4	5	1	1	100.0	0	0	0.0	0	0	0.0	2	2	0.5	0	0	0	0	0	2	0.5
2011-14	Caudill, KC.....	57	471	39	77	50.6	0	1	0.0	27	43	62.8	21	70	1.2	26	40	81	2	8	105	1.8
2011-13	Clifford, Dennis.....	63	1305	144	277	52.0	4	14	28.6	78	123	63.4	71	252	4.0	51	108	139	17	57	370	5.9
2011-12	Daniels, Jordan.....	31	764	70	202	34.7	37	110	33.6	21	28	75.0	10	50	1.6	80	62	51	4	23	198	6.4
2013-14	Donahue, Sam.....	12	13	1	12	8.3	1	11	9.1	0	0	0.0	3	4	0.3	2	0	3	0	0	3	0.3
2013-14	Dragicevich, Alex.....	27	410	34	82	41.5	20	58	34.5	16	23	69.6	5	38	1.4	19	18	30	14	12	104	3.9
2005-07	Dudley, Jared.....	66	2492	393	748	52.5	72	182	39.6	313	432	72.5	187	487	7.4	205	148	123	83	22	1171	17.7
2005-06	Dunlap, Ted.....	9	18	5	8	62.5	1	4	25.0	2	3	66.7	2	6	0.7	0	1	0	2	0	13	1.4
2007-11	Dunn, Courtney.....	80	890	31	70	44.3	0	0	0.0	20	41	48.8	35	132	1.7	17	30	114	7	41	82	1.0
2008-11	Elmore, Dallas.....	77	1074	78	188	41.5	13	53	24.5	63	82	32	106	1.4	45	66	88	31	16	232	3.0	
2012-14	Hanlan, Olivier.....	65	2289	339	750	45.2	111	303	36.6	311	396	78.5	38	247	3.8	168	151	148	63	4	1199	16.9
2005-07	Haynes, Marquez.....	65	906	75	183	41.0	22	75	29.3	31	54	57.4	17	68	1.0	88	54	59	21	9	203	3.1
2011-14	Heckmann, Patrick.....	86	1754	197	434	45.4	84	233	36.1	155	206	75.2	39	212	2.5	111	133	186	50	19	633	7.4
2005-06	Hinnant, Louis.....	36	1176	90	186	48.4	43	100	43.0	47	68	69.1	20	99	2.8	167	74	61	31	10	270	7.5
2011-12	Humphrey, Matt.....	31	937	108	309	35.0	55	176	31.3	49	80	61.3	21	104	3.4	50	61	56	10	34	320	10.3
2011-14	Jackson, Lonnie.....	93	2497	224	576	38.9	175	453	38.6	125	159	78.6	48	232	2.5	165	136	205	78	14	748	8.0
2008-11	Jackson, Reggie.....	99	2775	455	979	46.5	121	345	35.1	223	296	75.3	135	433	4.4	350	203	172	83	46	1254	12.7
2012-14	Jacobs, Drew.....	12	24	1	3	33.3	0	1	0.0	0	0	0.0	1	3	0.3	0	3	4	1	0	2	0.2
2006-08	Kaba, Daye.....	16	39	5	12	41.7	3	7	42.9	3	4	75.0	3	7	0.4	4	2	2	1	0	18	1.1
2011-12	Kilcullen, Ryan.....	8	9	0	0	0.0	0	0	0.0	2	2	100.0	0	2	0.3	0	1	1	0	0	2	0.3
2010-11	Kowalski, Chris.....	15	41	1	9	11.1	0	4	0.0	0	4	0.0	2	7	0.5	0	1	4	3	1	2	0.1
2013-14	Magarity, Will.....	30	316	29	58	50.0	3	12	25.0	13	21	61.9	21	42	1.4	12	17	53	7	8	74	2.5
2005-07	Marshall, Sean.....	69	2098	331	756	43.8	97	268	36.2	127	195	65.1	124	288	4.2	145	141	132	69	19	886	12.8
2005-07	McLain, Akida.....	31	359	47	93	50.5	0	5	0.0	31	43	72.1	37	82	2.6	9	17	56	13	10	125	4.0
2008-11	Mosakowski, Nick.....	19	38	2	20	10.0	1	8	12.5	0	0	0.0	1	3	0.2	2	2	4	1	0	5	0.3
2011-12	Moton, Gabe.....	63	701	61	152	40.1	26	83	31.3	19	34	55.9	19	92	1.5	63	58	107	4	30	167	2.7
2005-06	Neisler, Evan.....	7	23	4	9	44.4	0	0	0.0	2	2	100.0	3	4	0.6	0	3	4	1	1	10	1.4
2005-07	Neville, Tyler.....	19	36	5	13	38.5	0	2	0.0	3	9	33.3	1	6	0.3	5	4	7	1	1	13	0.7
2005-08	Oates, John.....	98	1819	142	346	41.0	65	186	34.9	54	73	74.0	65	307	3.1	77	84	223	34	65	403	4.1
2011-14	Odo, Eddie.....	88	1421	110	229	48.0	24	76	31.6	45	75	60.0	72	229	2.6	43	47	170	29	49	289	3.3
2013-14	Owens, Garland.....	30	460	42	82	51.2	14	36	38.9	12	23	52.2	18	53	1.8	13	12	62	7	4	110	3.7
2007-11	Paris, Biko.....	129	2962	260	633	41.1	112	301	37.2	151	211	71.6	47	217	1.7	391	242	145	88	6	783	6.1
2012-14	Perpiglia, Steve.....	8	12	1	6	16.7	0	3	0.0	0	0	0.0	1	2	0.3	0	2	1	0	0	2	0.3
2012-14	Rahon, Joe.....	65	2243	204	508	40.2	94	268	35.1	119	165	72.1	34	217	3.3	226	125	116	57	8	621	9.6
2007-11	Raji, Corey.....	126	3228	518	991	52.3	49	161	30.4	227	350	64.9	348	724	5.7	162	122	249	81	15	1312	10.4
2008-10	Ravenel, Evan.....	39	407	40	91	44.0	0	0	0.0	30	45	66.7	30	80	2.1	15	27	77	4	17	110	2.8
2011-12	Rehnquist, Peter.....	24	42	6	14	42.9	0	2	0.0	0	0	0.0	2	7	0.3	2	4	5	1	0	12	0.5
2005-09	Rice, Tyrese.....	132	4202	648	1492	43.4	247	699	35.3	556	674	82.5	80	387	2.9	594	415	252	161	28	2099	15.9
2006-10	Roche, Tyler.....	109	1722	164	386	42.5	88	241	36.5	41	64	64.1	61	207	1.9	92	66	108	28	32	457	4.2
2011-14	Rubin, Danny.....	61	344	18	65	27.7	17	52	32.7	4	5	80.0	9	31	0.5	10	10	31	4	1	57	0.9
2007-10	Sanders, Rakim.....	88	2442	397	914	43.4	126	363	34.7	128	210	61.0	127	377	4.3	214	204	214	109	51	1048	11.9
2005-06	Smith, Craig.....	36	1305	243	424	57.3	1	12	8.3	146	227	64.3	112	339	9.4	109	89	107	44	29	633	17.6
2007-11	Southern, Josh.....	118	2189	247	474	52.1	0	0	0.0	176	260	67.7	158	465	3.9	113	127	303	40	61	670	5.7
2006-08	Spears, Shamari.....	59	1421	180	348	51.7	0	2	0.0	129	176	73.3	135	315	5.3	56	103	133	33	14	489	8.3
2012-13	Van Nest, Andrew.....	25	272	29	69	42.0	8	32	25.0	15	19	78.9	13	45	1.8	10	16	38	5	2	81	3.2
2008-11	Trapani, Joe.....	98	2895	484	1123	43.1	153	428	35.7	262	346	75.7	182	652	6.7	150	172	214	71	82	1383	14.1
2011-12	Visockas, Deirunas.....	7	40	0	6	0.0	0	3	0.0	3	4	75.0	0	3	0.4	3	3	4	0	1	3	0.4
2005-07	Williams, Sean.....	42	950	95	173	54.9	0	0	0.0	75	117	64.1	67	196	4.7	28	59	128	35	130	265	6.3

**Clemson**

1974-78	Abraham, Colon.....	106	1810	446	832	53.6	0	0	0.0	169	227	74.4	0	309	2.9	100	108	164	52	6	1061	10.0
2013-14	Ajukwa, Austin.....	25	188	18	45	40.0	9	21	42.9	12	20	60.0	6	25	1.0	6	9	25	9	3	57	2.3
2002-06	Akingbala, Akin.....	105	1922	284	483	58.8	1	2	50.0	152	284	53.5	207	539	5.1	58	155	231	72	92	721	6.9
2001-06	Allen, Steve.....	76	570	57	110	51.8	0	0	0.0	29	67	43.3	61	137	1.8	9	52	102	13	35	143	1.9
1997-01	Allenspach, Adam.....	117	2089	272	580	46.9	0	9	0.0	190	270	70.4	188									

# ACC Player Career Statistics

Year	Name	G	MIN	FG	FGA	PCT	3PT	3PA	PCT	FT	FTA	PCT	OR	TR	AVG	AST	TO	PF	STL	BLK	PTS	AVG	
1961-64	Burnisky, Gary.....	75	0	295	666	44.3	0	0	0.0	145	171	84.8	0	399	5.3	0	0	120	0	0	735	9.8	
1973-76	Butchko, Andy.....	19	62	10	30	33.3	0	0	0.0	12	18	66.7	0	22	1.2	11	8	14	1	1	32	1.7	
1980-84	Bynum, Clarke.....	92	1462	184	411	44.8	2	10	20.0	94	129	72.9	81	196	2.1	179	101	168	48	7	464	5.0	
1984-85	Bynum, Edward.....	9	22	3	7	42.9	0	0	0.0	4	12	33.3	3	9	1.0	4	3	0	2	0	10	1.1	
1955-58	Cameron, Tom.....	68	0	269	762	35.3	0	0	0.0	158	241	65.6	0	135	2.0	0	0	183	0	0	696	10.2	
1986-90	Campbell, Elden.....	123	3194	754	1342	56.2	3	10	30.0	369	576	64.1	270	836	6.8	113	269	352	135	334	1880	15.3	
1977-80	Campbell, John.....	84	1713	283	501	56.5	0	0	0.0	178	312	57.1	98	511	6.1	64	159	223	47	126	744	8.9	
1980-84	Campbell, Marc.....	106	2051	242	502	48.2	37	73	50.7	126	166	75.9	31	171	1.6	364	162	197	81	11	647	6.1	
1972-74	Capehart, Tim.....	25	0	36	89	40.4	0	0	0.0	15	27	55.6	0	30	1.2	31	0	47	0	0	87	3.5	
1990-91	Cardoni, Doug.....	3	5	0	2	0.0	0	1	0.0	2	2	100.0	0	0	0.0	0	1	0	0	0	0	2	0.7
1957-60	Carver, Don.....	69	0	200	550	36.4	0	0	0.0	53	91	58.2	0	311	4.5	0	0	184	0	0	453	6.6	
1988-90	Cash, Marion.....	64	1916	172	387	44.4	9	38	23.7	137	216	63.4	45	184	2.9	335	211	169	102	8	490	7.7	
1964-67	Channell, Hank.....	69	0	147	306	48.0	0	0	0.0	65	125	52.0	0	219	3.2	0	0	104	0	0	359	5.2	
1994-97	Chester, Brian.....	17	50	3	11	27.3	1	5	20.0	8	12	66.7	0	11	0.6	5	7	6	3	0	15	0.9	
2001-04	Christie, Chey.....	86	2100	256	650	39.4	67	231	29.0	156	234	66.7	83	192	2.2	155	158	133	89	13	735	8.5	
1995-99	Christie, Tony.....	115	2258	257	596	43.1	106	315	33.7	113	213	53.1	82	223	1.9	129	122	174	60	38	733	6.4	
1957-60	Clarke, Frank.....	30	0	13	33	39.4	0	0	0.0	15	21	71.4	0	54	1.8	0	0	41	0	0	41	1.4	
2000-02	Clifton, Dwon.....	81	839	77	225	34.2	30	109	27.5	33	73	45.2	59	135	2.2	54	45	85	43	3	217	3.6	
1968-71	Coakley, John.....	73	0	122	331	36.9	0	0	0.0	94	155	60.6	0	139	1.9	0	0	130	0	0	338	4.6	
1993-97	Code, Merl.....	97	2585	286	714	40.1	125	371	33.7	235	287	81.9	75	279	2.9	264	188	189	118	8	932	9.6	
1963-66	Cohn, Sam.....	17	0	6	23	26.1	0	0	0.0	5	10	50.0	0	14	0.8	0	0	16	0	0	17	1.0	
2011-14	Coleman, Devin.....	32	329	42	105	40.0	12	42	28.6	15	19	78.9	3	40	1.3	12	16	17	12	2	111	3.5	
1975-79	Coles, Greg.....	100	1748	316	646	48.9	0	0	0.0	175	263	66.5	19	209	2.1	152	138	168	104	12	807	8.1	
1972-74	Conant, Scott.....	19	0	21	53	39.6	0	0	0.0	7	14	50.0	0	39	2.1	11	0	38	0	0	49	2.6	
1976-80	Conrad, Bobby.....	116	2217	169	376	44.9	0	0	0.0	204	285	71.6	28	172	1.5	402	227	258	141	14	542	4.7	
1970-72	Cooley, Joe.....	24	0	12	25	48.0	0	0	0.0	12	20	60.0	0	22	0.9	0	0	17	0	0	36	1.5	
1987-88	Cooper, Gary.....	1	1	0	0	0.0	0	0	0.0	0	0	0.0	0	0	0.0	0	0	0	0	0	0	0.0	
1983-86	Corbit, Glenn.....	66	1437	280	590	47.5	0	0	0.0	106	163	65.0	80	193	2.9	109	125	108	53	16	666	10.1	
1964-66	Corcoran, Tom.....	10	0	5	13	38.5	0	0	0.0	1	3	33.3	0	9	0.9	0	0	7	0	0	11	1.1	
1985-87	Couch, Chris.....	15	61	4	15	26.7	1	5	20.0	0	3	0.0	3	9	0.6	6	6	4	1	1	9	0.6	
1963-65	Cox, Ronnie.....	22	0	13	38	34.2	0	0	0.0	7	12	58.3	0	16	0.7	0	0	14	0	0	33	1.5	
1999-00	Crocker, Michael.....	5	6	0	2	0.0	0	0	0.0	0	0	0.0	1	1	0.2	0	0	0	2	1	0	0.0	
1972-75	Croft, Wayne.....	78	0	245	535	45.8	0	0	0.0	125	180	69.4	0	514	6.6	101	0	214	0	8	615	7.9	
1953-55	Crosland, Ben.....	30	0	9	30	30.0	0	0	0.0	7	17	41.2	0	21	0.7	0	0	39	0	0	25	0.8	
1966-68	Danko, Danny.....	22	0	17	48	35.4	0	0	0.0	13	27	48.1	0	37	1.7	0	0	25	0	0	47	2.1	
1987-91	Davis, Dale.....	121	3498	633	1076	58.8	0	3	0.0	384	651	59.0	485	1216	10.0	84	189	348	106	210	1650	13.6	
1973-74	Davis, Kenny.....	3	0	1	1	100.0	0	0	0.0	0	0	0.0	0	1	0.3	0	0	0	0	0	2	0.7	
1956-57	De Berry, Fred.....	1	0	1	6	16.7	0	0	0.0	0	1	0.0	0	2	2.0	0	0	2	0	0	2	2.0	
1966-68	Demsey, Dave.....	35	0	37	112	33.0	0	0	0.0	23	43	53.5	0	72	2.1	0	0	42	0	0	97	2.8	
1975-79	Dickerson, Marvin.....	105	1610	197	406	48.5	0	0	0.0	114	183	62.3	43	371	3.5	90	165	227	53	23	508	4.8	
1972-73	DiPasquale, Ron.....	19	0	16	38	42.1	0	0	0.0	15	26	57.7	0	24	1.3	42	0	29	0	0	47	2.5	
2013-14	Djamba, Ibrahim.....	32	294	21	66	31.8	10	42	23.8	8	12	66.7	14	44	1.4	4	14	42	5	6	60	1.9	
2013-14	Djitte, Sidy.....	34	304	18	43	41.9	0	0	0.0	2	12	16.7	40	92	2.7	0	13	53	7	9	38	1.1	
1979-82	Dodds, Chris.....	83	1636	235	452	52.0	0	0	0.0	147	189	77.8	9	72	0.9	325	172	105	72	5	617	7.4	
1998-03	Douglas, Jermel.....	41	86	10	30	33.3	3	9	33.3	7	12	58.3	4	15	0.4	6	9	11	3	0	30	0.7	
1987-88	Duncan, Chris.....	12	223	24	70	34.3	15	44	34.1	8	15	53.3	2	34	2.8	28	19	21	12	2	71	5.9	
1966-69	Eckard, Curt.....	58	0	112	254	44.1	0	0	0.0	75	141	53.2	0	206	3.6	0	0	134	0	0	299	5.2	
1980-84	Eppley, Mike.....	69	1381	102	234	43.6	10	28	35.7	65	84	77.4	16	83	1.2	268	160	122	50	0	279	4.0	
1992-93	Everett, Scott.....	1	3	0	0	0.0	0	0	0.0	4	5	80.0	0	0	0.0	0	1	0	0	0	4	4.0	
1967-69	Faer, Mike.....	33	0	20	62	32.3	0	0	0.0	9	15	60.0	0	22	0.7	0	0	38	0	0	49	1.5	
1970-71	Fenwick, Ron.....	6	0	7	20	35.0	0	0	0.0	2	4	50.0	0	11	1.8	0	0	5	0	0	16	2.7	
2011-14	Fields, Carson.....	30	68	5	19	26.3	0	10	0.0	1	4	25.0	3	8	0.3	4	3	7	2	0	11	0.4	
2012-14	Flier, Adonis.....	66	1130	106	300	35.3	39	128	30.5	81	114	71.1	34	119	1.8	89	83	108	46	2	332	5.0	
1956-57	Fisher, Bob.....	3	0	5	14	35.7	0	0	0.0	1	3	33.3	0	7	2.3	0	0	2	0	0	9	3.0	
2001-05	Ford, Sharrod.....	118	2823	449	832	54.0	0	5	0.0	256	449	57.0	309	762	6.5	71	222	314	61	177	1154	9.8	
1988-90	Forrest, Derrick.....	65	1888	257	549	46.8	64	203	31.5	83	157	52.9	96	227	3.5	160	127	133	105	55	661	10.2	
1970-71	Foster, Dickie.....	76	0	188	419	44.9	0	0	0.0	169	290	58.3	0	471	6.2	0	0	234	0	0	545	7.2	
1971-72	Francisco, Mel.....	17	0	10	20	50.0	0	0	0.0	1	2	50.0	0	28	1.6	0	0	16	0	0	21	1.2	
1973-77	Franken, John.....	83	1031	139	302	46.0	0	0	0.0	41	74	55.0	0	100	1.2	188	111	143	47	9	319	3.8	
1993-94	Freeman, Kyle.....	15	145	15	42	35.7	9	29	31.0	3	4	75.0	5	18	1.2	19	18	13	9	0	42	2.8	
1977-80	Fuzy, Bob.....	15	43	3	11	27.3	0	0	0.0	2	4	50.0	0	5	0.3	7	4	8	1	0	8	0.5	
1953-54	Gage, Charley.....	23	0	74	185	40.0	0	0	0.0	62	101	61.4	0	261	11.3	0	0	72	0	0	210	9.1	
1994-95	Gardner, Geoff.....	5	6	0	2	0.0	0	0	0.0	0	0	0.0	0	1	0.2	1	1	1	1	0	0	0.0	
1964-67	Gardner, Ken.....	68	0	220	426	51.6	0	0	0.0	257	342	75.1	0	436	6.4	0	0	180	0	0	697	10.3	
1995-96	Garner, Patrick.....	8	31	3	5	60.0	0	0	0.0	1	2	50.0	0	3	0.4	1	5	3	0	1	7	0.9	
1959-60	Gibbons, Walt.....	73	0	246	663	37.1	0	0	0.0	110	147	74.8	0	443	6.1	0	0	193	0	0	602	8.2	
1979-80	Gilliam, Fred.....	115	2810	426	885	48.1	10	23	43.5	148	177	83.6	167	481	4.2	162	130	187	67	14	1010	8.8	
1998-00	Gilmore, Chucky.....	54	805	50	144	34.7	0	0	0.0	28</													

## ACC Player Career Statistics

Year	Name	G	MIN	FG	FGA	PCT	3PT	3PA	PCT	FT	FTA	PCT	OR	TR	AVG	AST	TO	PF	STL	BLK	PTS	AVG
1994-98	Iturbe, Iker	91	1899	211	454	46.5	28	92	30.4	103	181	56.9	128	315	3.5	176	144	204	92	11	553	6.1
1995-99	Jamison, Harold	129	3364	454	746	60.9	0	0	0.0	323	597	54.1	419	937	7.3	125	213	335	99	66	1231	9.5
1980-84	Jarman, Murray	69	1416	242	440	55.0	0	0	0.0	154	215	71.6	91	268	3.9	82	87	133	18	10	638	9.2
1999-00	Javtokas, Arturus	16	214	25	47	53.2	0	2	0.0	10	20	50.0	16	57	3.6	4	15	33	3	3	60	3.8
1982-87	Jenkins, Anthony	110	1968	354	726	48.8	91	199	45.7	113	143	79.0	104	360	3.3	164	126	210	44	39	912	8.3
2009-13	Jennings, Milton	123	2633	34	842	41.3	86	290	29.7	170	250	68.0	176	605	4.9	121	214	291	88	77	952	7.7
1987-88	Jenrette, Jeff	1	4	0	0	0.0	0	0	0.0	1	2	50.0	1	2	2.0	0	0	1	0	0	1	1.0
1993-94	Jett, Mike	2	4	1	2	50.0	0	1	0.0	1	4	25.0	1	1	0.5	1	1	1	3	0	3	1.5
1994-96	Johnson, Danny	43	284	28	75	37.3	6	27	22.2	14	18	77.8	12	51	1.2	14	12	31	4	4	76	1.8
1975-79	Johnson, Derrick	111	2835	431	846	50.9	0	0	0.0	152	182	83.5	17	198	1.8	476	296	198	188	16	1014	9.1
2009-10	Johnson, Noel	39	566	64	178	36.0	32	93	34.4	13	19	68.4	24	71	1.8	27	43	57	15	7	173	4.4
1995-97	Jones, Ledarion	27	194	29	55	52.7	0	5	0.0	2	7	28.6	13	38	1.4	7	15	23	5	7	60	2.2
1980-85	Jones, Raymond	117	2385	344	682	50.4	0	0	0.0	178	285	62.5	236	578	4.9	107	159	352	65	88	866	7.4
1986-91	Jones, Ricky	113	1646	267	551	48.5	24	87	27.6	118	193	61.1	117	251	2.2	97	131	152	46	63	676	6.0
1966-69	Jones, Trip	5	0	160	343	46.6	0	0	0.0	99	153	64.7	0	390	7.2	0	0	170	0	0	419	7.8
1989-90	Josic, Zlatko	5	12	0	5	0.0	0	1	0.0	1	2	50.0	0	4	0.8	2	2	2	1	0	1	0.2
1995-00	Jurkunas, Andrius	116	2656	261	660	39.5	146	414	35.3	123	189	65.1	156	444	3.8	165	158	315	81	75	791	6.8
1991-92	Kelada, George	4	7	0	1	0.0	0	0	0.0	0	0	0.0	0	6	1.5	0	2	0	0	0	0	0.0
1992-95	Kelly, Andy	45	807	64	174	36.8	28	95	29.5	34	43	79.1	33	92	2.0	47	37	102	22	14	190	4.2
1978-82	Key, Marvin	24	74	11	30	36.7	0	0	0.0	9	16	56.3	4	14	0.6	2	6	11	3	1	31	1.3
1986-90	Kincaid, Tim	78	1655	209	444	47.1	24	81	29.6	169	211	80.1	37	154	2.0	257	185	115	54	5	611	7.8
1958-61	Krajack, Ed	72	0	228	555	41.1	0	0	0.0	121	166	72.9	0	279	3.9	0	0	142	0	0	577	8.0
1957-60	Krajack, George	74	0	362	895	40.4	0	0	0.0	195	280	69.6	0	482	6.5	0	0	163	0	0	919	12.4
1954-57	Landers, Bill	16	0	10	41	24.4	0	0	0.0	6	9	66.7	0	17	1.1	0	0	18	0	0	26	1.6
1989-91	Lastinger, Sean	35	248	15	53	28.3	10	39	25.6	22	32	68.8	2	19	0.5	25	31	31	10	0	62	1.8
1969-70	Latin, Greg	25	0	116	270	43.0	0	0	0.0	92	143	64.3	0	215	8.6	0	0	87	0	0	324	13.0
1959-62	Leshock, Jim	23	0	5	14	35.7	0	0	0.0	8	14	57.1	0	13	0.6	0	0	12	0	0	18	0.8
1957-59	Lewis, Jim	22	0	15	48	31.3	0	0	0.0	10	12	83.3	0	19	0.9	0	0	16	0	0	40	1.8
1991-92	Logue, Todd	5	10	1	3	33.3	0	0	0.0	3	4	75.0	1	3	0.6	0	1	2	0	1	5	1.0
2003-04	Long, Reed	5	6	0	1	0.0	0	1	0.0	0	0	0.0	0	0	0.0	0	0	0	0	0	0	0.0
2000-01	Long, Wes	1	1	0	0	0.0	0	0	0.0	0	0	0.0	0	0	0.0	0	0	0	0	0	0	0.0
1961-64	Mahaffey, Donnie	76	0	238	515	46.2	0	0	0.0	161	283	56.9	0	666	8.8	0	0	290	0	0	637	8.4
1964-67	Mahaffey, Randy	73	0	426	884	48.2	0	0	0.0	319	471	67.7	0	705	9.7	0	0	280	0	0	1171	16.0
1966-70	Mahaffey, Richie	75	0	325	687	47.3	0	0	0.0	369	601	61.4	0	705	9.4	0	0	256	0	0	1019	13.6
1959-62	Mahaffey, Tom	76	0	276	625	44.2	0	0	0.0	176	286	61.5	0	649	8.5	0	0	257	0	0	728	9.6
1984-88	Marshall, Grayson	122	4064	334	771	43.3	41	120	34.2	197	270	73.0	65	308	2.5	857	347	215	189	9	906	7.4
1991-95	Martin, Bruce	88	1559	161	404	39.9	129	336	38.4	55	66	83.3	24	104	1.2	65	68	77	24	3	506	5.8
1970-73	Martin, Bud	72	0	116	250	46.4	0	0	0.0	194	261	74.3	0	134	1.9	36	0	159	0	0	426	5.9
1990-91	Mason, Jimmy	23	192	10	34	29.4	5	19	26.3	2	2	100.0	1	14	0.6	16	23	12	8	0	27	1.2
2005-06	Mathis, Troy	20	113	19	49	38.8	19	45	42.2	1	2	50.0	1	10	0.5	5	9	7	3	0	58	2.9
1958-61	Maxwell, Earle	43	0	143	329	43.5	0	0	0.0	138	200	69.0	0	339	7.9	0	0	113	0	0	424	9.9
1978-79	Mayfield, Daniel	6	14	2	6	33.3	0	0	0.0	3	3	100.0	0	2	0.3	3	5	2	0	1	7	1.2
2004-08	Mays, James	108	2580	388	804	48.3	11	51	21.6	200	382	52.4	285	622	5.8	181	232	256	166	94	987	9.1
1982-85	McCants, Glen	108	1975	233	447	52.1	0	1	0.0	112	168	66.7	136	387	3.6	50	126	243	34	113	578	5.4
2011-14	McDaniels, K.J.	94	2287	362	804	45.0	81	259	31.3	230	300	76.7	170	450	4.8	85	140	168	83	178	1095	11.0
1977-78	McGrady, Mike	1	7	0	1	0.0	0	0	0.0	0	0	0.0	0	0	0.0	0	0	0	0	0	0	0.0
1985-86	McHone, Kimble	3	7	1	2	50.0	0	0	0.0	0	0	0.0	0	1	0.3	0	0	1	0	0	2	0.7
1995-99	McIntyre, Terrell	126	4200	592	1426	41.5	259	696	37.2	396	501	79.0	81	341	2.7	576	318	251	194	5	1839	14.6
1979-80	McKinstry, Rick	25	137	21	52	40.4	0	0	0.0	3	8	37.5	8	16	0.6	12	7	9	3	2	45	1.8
2000-02	McKnight, Jamar	48	901	162	356	45.5	54	143	37.8	41	55	74.5	53	142	3.0	37	47	72	22	9	419	8.7
1982-86	Michael, Chris	109	2487	354	824	43.0	13	28	46.4	79	133	59.4	119	303	2.8	159	142	195	65	25	800	7.3
1985-87	Middleton, Larry	56	1215	216	495	43.6	16	45	35.6	109	143	76.2	66	188	3.4	82	94	124	33	7	557	9.9
1953-54	Mikell, John	6	0	0	3	0.0	0	0	0.0	0	0	0.0	0	7	1.2	0	0	5	0	0	0	0.0
1961-64	Milasnovich, Nick	77	0	306	725	42.2	0	0	0.0	177	246	72.0	0	188	2.4	0	0	106	0	0	789	10.2
1971-72	Miller, Danny	15	0	6	20	30.0	0	0	0.0	0	1	0.0	0	7	0.5	0	0	14	0	0	12	0.8
1997-99	Miller, Johnny	50	943	81	271	29.9	46	174	26.4	38	63	60.3	13	49	1.0	127	75	91	42	7	246	4.9
1987-89	Mitchell, Rod	23	115	17	30	56.7	0	0	0.0	1	6	16.7	18	40	1.7	0	6	18	0	7	35	1.5
1970-71	Mobley, Craig	11	0	0	13	0.0	0	0	0.0	5	7	71.4	0	8	0.7	0	0	5	0	0	5	0.5
1955-58	Moncrief, Eddie	33	0	14	46	30.4	0	0	0.0	36	54	66.7	0	70	2.1	0	0	41	0	0	64	1.9
2004-05	Moore, Cheyenne	32	625	74	204	36.3	39	134	29.1	24	29	82.8	25	81	2.5	51	59	60	29	10	211	6.6
1953-56	Morgan, Doc	31	0	13	46	28.3	0	0	0.0	7	10	70.0	0	17	0.5	0	0	15	0	0	33	1.1
1961-64	Morgan, Woody	77	0	151	392	38.5	0	0	0.0	133	238	55.9	0	467	6.1	0	0	249	0	0	435	5.6
1992-94	Morris, Byron	15	22	3	10	30.0	0	0	0.0	1	3	33.3	3	8	0.5	1	1	0	1	1	7	0.5
2004-08	Morris, Matt	55	195	23	52	44.2	13	32	40.6	10	14	71.4	8	24	0.4	17	9	11	8	0	69	1.3
1999-03	Nagys, Tomas	103	1386	130	290	44.8	10	44	22.7	177	256	69.1	133	386	3.7	45	107	249	45	44	447	4.3
1977-81	Nance, Larry	117	2958	553	1037	53.3	0	0	0.0	235	374	62.8	248	784	6.7	177	225	318	106	108	1341	11.5
2008-12	Narcisse, Bryan	102	1068	90	194	46.4	17	60	28.3	45	75	60.0	91	151	1.5	39	55	138	35	37	242	2.4
1960-63	Narvin, Chuck	22	0	5	21	23.8	0	0														



# ACC Player Career Statistics

Year	Name	G	MIN	FG	FGA	PCT	3PT	3PA	PCT	FT	FTA	PCT	OR	TR	AVG	AST	TO	PF	STL	BLK	PTS	AVG
1981-84	Shaffer, David.....	61	1395	164	333	49.2	3	16	18.8	132	183	72.1	77	253	4.1	168	105	165	49	20	463	7.6
1957-60	Shamble, Dutch.....	53	0	86	299	28.8	0	0	0.0	55	73	75.3	0	81	1.5	0	0	94	0	0	227	4.3
2000-04	Shay, Beau.....	21	23	4	7	57.1	1	3	33.3	3	4	75.0	1	7	0.3	2	2	1	0	0	12	0.6
1954-55	Shealy, Don.....	11	0	3	10	30.0	0	0	0.0	9	13	69.2	0	7	0.6	0	0	6	0	0	15	1.4
1953-55	Shook, Buddy.....	44	0	78	320	24.4	0	0	0.0	84	147	57.1	0	250	5.7	0	0	108	0	0	240	5.5
2002-03	Shyatt, Geoff.....	6	5	0	2	0.0	0	0	0.0	1	4	25.0	0	0	0.0	1	0	2	0	0	1	0.2
1999-00	Shyatt, Jeremy.....	5	3	0	2	0.0	0	0	0.0	0	0	0.0	0	0	0.0	0	0	0	0	0	0	0.0
1991-92	Smith, Anthony.....	8	17	3	5	60.0	0	0	0.0	2	3	66.7	0	1	0.1	5	3	3	0	0	8	1.0
2012-14	Smith, Josh.....	47	395	27	70	38.6	0	0	0.0	12	22	54.5	22	84	1.8	5	21	50	4	6	66	1.4
1956-57	Smith, Junius.....	4	0	0	3	0.0	0	0	0.0	0	0	0.0	0	0	0.0	0	0	6	0	0	0	0.0
1988-89	Smith, Mack.....	1	3	0	0	0.0	0	0	0.0	0	0	0.0	0	0	0.0	0	0	0	0	0	0	0.0
2008-12	Smith, Tanner.....	127	3167	333	777	42.9	111	340	32.6	209	288	72.6	363	459	3.6	320	227	258	34	159	986	7.8
1953-56	Smith, Tommy.....	71	0	161	384	41.9	0	0	0.0	170	265	64.2	0	421	5.9	0	0	223	0	0	492	6.9
1998-01	Solomon, Will.....	94	2739	469	1195	39.2	214	585	36.6	279	389	71.7	53	259	2.8	246	323	234	112	40	1431	15.2
2010-11	Stanton, Cory.....	33	352	29	84	34.5	8	38	21.1	14	21	66.7	6	21	0.6	25	21	50	20	2	80	2.4
1964-65	Steiner, Fred.....	6	0	3	6	50.0	0	0	0.0	5	7	71.4	0	1	0.2	0	0	5	0	0	11	1.8
2007-11	Stitt, Demontez.....	126	3513	455	1061	42.9	111	335	33.1	344	468	73.5	90	346	2.7	419	318	312	164	46	1365	10.8
2000-02	Stockman, Tony.....	59	1624	240	662	36.3	155	416	37.3	81	106	76.4	29	129	2.2	143	131	79	84	4	716	12.1
1954-55	Stone, Carroll.....	19	0	34	101	33.7	0	0	0.0	36	54	66.7	0	108	5.7	0	0	48	0	0	104	5.5
1985-86	Stone, Robert.....	8	24	4	9	44.4	0	0	0.0	0	1	0.0	4	7	0.9	0	5	3	1	2	8	1.0
1955-56	Stone, Rock.....	2	0	1	4	25.0	0	0	0.0	0	0	0.0	0	2	1.0	0	0	3	0	0	2	1.0
1971-74	Suit, Terrell.....	75	0	238	589	40.4	0	0	0.0	123	164	75.0	0	142	1.9	77	0	140	0	0	599	8.0
2011-13	Sullivan, Bernard.....	56	465	34	83	41.0	1	5	20.0	20	33	60.6	18	48	6.6	1.2	6	23	7	7	89	1.6
1964-67	Sutherland, Jim.....	71	0	485	1105	43.9	0	0	0.0	260	306	85.0	0	383	5.4	0	0	213	0	0	1230	17.3
1966-68	Swails, Jack.....	16	0	11	28	39.3	0	0	0.0	7	13	53.8	0	27	1.7	0	0	13	0	0	29	1.8
2005-09	Sykes, Raymond.....	125	1728	216	373	57.9	0	0	0.0	71	134	53.0	169	338	2.7	50	129	182	55	102	503	4.0
1994-95	Tabb, Michael.....	4	13	2	4	50.0	0	0	0.0	2	2	100.0	0	2	0.5	0	3	3	0	0	6	1.5
1985-87	Tait, Michael.....	58	1282	165	344	48.0	70	136	51.5	68	93	73.1	39	127	2.2	124	89	121	67	2	468	8.1
1968-71	Thomas, Dave.....	76	0	381	875	43.5	0	0	0.0	126	182	69.2	0	221	2.9	0	0	184	0	0	888	11.7
1966-68	Thomas, Dick.....	26	0	81	200	40.5	0	0	0.0	26	41	63.4	0	72	2.8	0	0	51	0	0	188	7.2
1992-94	Tomera, Frank.....	30	114	11	33	33.3	0	2	0.0	8	13	61.5	7	29	1.0	4	12	13	2	8	30	1.0
2006-07	Tyler, A.J.....	30	152	11	35	31.4	6	15	40.0	8	11	72.7	12	42	1.4	7	12	12	2	0	36	1.2
1987-91	Tyson, Sean.....	72	1162	259	504	51.4	0	8	0.0	46	79	58.2	125	278	3.9	69	97	151	104	9	564	7.8
2004-05	Walters, Sheldon.....	6	12	1	3	33.3	1	2	50.0	3	4	75.0	0	1	0.2	1	2	1	0	0	6	1.0
1978-81	Walker, Keith.....	29	165	30	62	48.4	0	0	0.0	20	31	64.5	17	38	1.3	3	19	27	10	1	80	2.8
1991-94	Wallace, Corey.....	65	1239	164	337	48.7	49	137	35.8	73	104	70.2	74	225	3.5	51	66	83	31	7	450	6.9
1959-61	Wallace, Dave.....	20	0	32	108	29.6	0	0	0.0	15	23	65.2	0	122	6.1	0	0	46	0	0	79	4.0
1982-85	Wallace, Warren.....	55	1044	138	295	46.8	12	26	46.2	20	48	41.7	25	104	1.9	125	67	94	28	3	308	5.6
1981-82	Ward, Joe.....	19	232	46	100	46.0	0	0	0.0	22	33	66.7	15	32	1.7	17	19	31	4	2	114	6.0
1957-61	Warren, Bill.....	39	0	91	277	32.9	0	0	0.0	66	87	75.9	0	109	2.8	0	0	101	0	0	248	6.4
1989-91	Watts, Joey.....	9	20	4	10	40.0	0	4	0.0	2	5	40.0	1	4	0.4	0	2	2	1	0	10	1.1
1968-71	Weddell, Pete.....	62	0	67	142	47.2	0	0	0.0	72	116	62.1	0	142	2.3	0	0	74	0	0	206	3.3
1953-54	Wells, Ames.....	23	0	133	322	41.3	0	0	0.0	89	134	66.4	0	69	3.0	0	0	68	0	0	355	15.4
1976-79	Wells, Jim.....	65	1192	159	334	47.6	0	0	0.0	95	139	68.3	25	275	4.2	98	77	159	43	8	413	6.4
1980-81	White, Jeff.....	4	8	0	3	0.0	0	0	0.0	4	5	80.0	0	1	0.3	3	3	1	1	0	4	1.0
1991-93	Whitney, Chris.....	58	2108	268	628	42.7	167	404	41.3	141	179	78.8	36	214	3.7	354	204	182	114	2	844	14.6
1978-79	Whitt, Keith.....	1	2	1	1	100.0	0	0	0.0	0	1	0.0	0	0	0.0	0	0	1	0	0	2	2.0
1996-99	Whitt, Vincent.....	83	1409	172	413	41.6	17	74	23.0	94	158	59.5	88	250	3.0	82	106	135	63	25	455	5.5
1995-99	Wideman, Tom.....	129	2767	266	511	52.1	0	1	0.0	175	316	55.4	278	723	5.6	125	170	364	83	45	707	5.5
1979-80	Wiggins, Mitchell.....	32	537	76	162	46.9	0	0	0.0	25	45	55.6	43	96	3.0	40	30	65	28	3	177	5.5
1979-80	Wilkes, Scott.....	4	15	1	4	25.0	0	0	0.0	3	4	75.0	0	0	0.0	3	3	1	0	0	5	1.3
1977-80	Williams, Billy.....	85	2177	438	818	53.5	0	0	0.0	202	267	75.7	43	197	2.3	216	172	195	110	8	1078	12.7
1970-72	Williams, John.....	35	0	22	52	42.3	0	0	0.0	19	36	52.8	0	46	1.3	0	0	48	0	0	63	1.8
2003-04	Williams, Ovarus.....	6	4	0	1	0.0	0	0	0.0	1	2	50.0	0	0	0.0	0	0	0	0	0	1	0.2
1974-75	Wise, Skip.....	25	0	188	384	49.0	0	0	0.0	86	114	75.4	0	78	3.1	44	0	58	0	6	462	18.5
1979-82	Witherspoon, Don.....	11	16	4	5	80.0	0	0	0.0	2	4	50.0	0	3	0.3	0	1	2	1	1	10	0.9
1996-99	Woni, Mohamed.....	62	758	59	124	47.6	0	2	0.0	51	67	76.1	46	151	2.4	7	44	98	6	20	169	2.7
1991-94	Wright, Sharone.....	92	2687	501	943	53.1	0	6	0.0	306	484	63.2	372	903	9.8	78	230	249	69	286	1308	14.2
1978-82	Wyatt, Horace.....	119	2933	420	827	50.8	0	0	0.0	146	221	66.1	256	604	5.1	190	183	305	74	59	986	8.3
2005-09	Yanutola, Jesse.....	32	52	5	18	27.8	2	9	22.2	2	4	50.0	7	16	0.5	3	4	6	2	1	14	0.4
1953-57	Yarborough, Bill.....	69	0	537	1378	39.0	0	0	0.0	359	474	75.7	0	237	3.4	0	0	222	0	0	1433	20.8
1968-70	Yates, Ronnie.....	50	0	230	525	43.8	0	0	0.0	116	178	65.2	0	269	5.4	0	0	152	0	0	576	11.5
1955-57	Yeary, Dick.....	41	0	45	129	34.9	0	0	0.0	82	112	73.2	0	63	1.5	0	0	100	0	0	172	4.2
1955-58	Yockel, Vince.....	74	0	513	1202	42.7	0	0	0.0	324	439	73.8	0	483	6.5	0	0	210	0	0	1350	18.2
2008-12	Young, Andre.....	129	3489	406	1004	40.4	236	629	37.5	175	227	77.1	206	268	2.1	342	163	176	4	184	1223	9.5
1988-92	Young, David.....	97	2176	261	634	41.2	138	402	34.3	91	125	72.8	44	208	2.1	330	192	218	116	42	751	7.7
1977-79	Zane, Stewart.....	12	36	6	12	50.0	0	0	0.0	1	2	50.0	2	16	1.3	1	2	6	0	1	13	1.1
1967-70	Zatezalo, Butch.....	75	0	630	1536	41.0	0	0	0.0	501	610	82.1										

## ACC Player Career Statistics

Year	Name	G	MIN	FG	FGA	PCT	3PT	3PA	PCT	FT	FTA	PCT	OR	TR	AVG	AST	TO	PF	STL	BLK	PTS	AVG
1981-85	Bryan, Jay	57	244	20	57	35.1	0	1	0.0	22	50	44.0	0	44	0.8	9	19	57	7	0	62	1.1
1998-99	Bryant, D.	14	31	3	9	33.3	1	3	33.3	1	4	25.0	0	3	0.2	2	3	1	0	0	8	0.6
1955-57	Bryson, Ed	13	0	2	20	10.0	0	0	0.0	0	0	0.0	0	8	0.6	0	0	12	0	0	4	0.3
1987-91	Buckley, Clay	86	439	51	85	60.0	0	0	0.0	46	79	58.2	27	88	1.0	12	25	44	13	6	148	1.7
1961-64	Buckley, Jay	85	0	352	617	57.1	0	0	0.0	222	391	56.8	0	714	8.4	0	0	0	0	0	926	10.9
1999-03	Buckner, Andre	84	260	16	48	33.3	5	16	31.3	18	35	51.4	7	30	0.4	27	23	26	13	1	55	0.7
1955-56	Buhowsky, Tony	15	0	10	39	25.6	0	0	0.0	7	14	50.0	0	33	2.2	0	0	28	0	0	27	1.8
1973-74	Burch, Edgar	23	0	72	180	40.0	0	0	0.0	13	20	65.0	0	33	1.4	27	0	34	0	0	157	6.8
1971-74	Burdette, Jeff	57	0	22	84	26.2	0	0	0.0	15	41	36.6	0	35	0.6	66	0	92	0	0	59	1.0
1997-99	Burgess, Chris	75	1061	150	266	56.4	3	12	25.0	64	147	43.5	106	268	3.6	49	62	125	44	58	367	4.9
1986-89	Burgin, George	38	91	11	19	57.9	0	0	0.0	6	21	28.6	3	17	0.4	4	6	10	4	6	28	0.7
1991-92	Burt, Ron	19	38	3	11	27.3	0	0	0.0	4	4	100.0	0	2	0.1	8	4	3	1	1	10	0.5
1996-99	Calbeck, Justin	29	71	5	13	38.5	0	0	0.0	3	8	37.5	5	15	0.5	3	5	5	1	1	13	0.4
1998-01	Calbeck, Ryan	34	74	2	15	13.3	1	10	10.0	3	7	42.9	1	13	0.4	2	1	3	1	0	8	0.2
1959-61	Cantwell, John	35	0	50	129	38.8	0	0	0.0	14	24	58.3	0	24	0.7	0	0	12	0	0	114	3.3
1993-97	Capel, Jeff	129	3774	580	1362	42.6	220	553	39.8	221	329	67.2	124	390	3.0	433	328	270	110	18	1601	12.4
1970-71	Carr, Judge	1	0	0	0	0.0	0	0	0.0	0	0	0.0	0	1	1.0	0	0	0	0	0	0	0.0
1996-00	Carrawell, Chris	136	3540	542	1115	48.6	62	172	36.0	309	463	66.7	211	608	4.5	309	231	206	105	114	1455	10.7
1955-56	Cashman, Don	14	0	12	44	27.3	0	0	0.0	1	3	33.3	0	15	1.1	0	0	2	0	0	25	1.8
2001-02	Causey, Mark	12	47	4	10	40.0	2	3	66.7	3	6	50.0	0	1	0.1	0	0	2	0	0	13	1.1
1965-69	Chapman, Warren	66	0	90	193	46.6	0	0	0.0	55	104	52.9	0	216	3.3	1	0	28	0	0	235	3.6
1996-98	Chappell, Mike	68	901	143	342	41.8	60	156	38.5	57	103	55.3	45	125	1.8	37	52	110	27	6	403	5.9
1972-76	Chili, Terry	65	336	108	162	66.7	0	0	0.0	48	106	45.3	0	177	2.7	17	38	89	0	0	264	4.1
1972-74	Chinault, Neil	12	0	4	9	44.4	0	0	0.0	2	2	100.0	0	2	0.2	3	0	2	0	0	10	0.8
1995-02	Christensen, Matt	97	751	54	116	46.6	0	0	0.0	54	102	52.9	94	189	1.9	16	34	143	20	35	162	1.7
1966-69	Claborne, C.B.	53	0	88	241	36.5	0	0	0.0	42	61	68.9	0	100	1.9	19	0	54	0	0	218	4.1
1990-94	Clark, Marty	122	1668	224	465	48.2	49	131	37.4	150	187	80.2	74	181	1.5	134	148	153	68	18	647	5.3
1955-58	Clement, Hayes	48	0	104	258	40.3	0	0	0.0	83	125	66.4	0	221	4.6	0	0	111	0	0	291	6.1
1992-96	Collins, Chris	120	2875	357	867	41.2	209	539	38.8	168	236	71.2	55	243	2.0	291	175	184	108	3	1091	9.1
1986-87	Colonna, Dave	2	2	0	0	0.0	0	0	0.0	0	0	0.0	0	0	0.0	0	0	1	0	0	0	0.0
1972-74	Cook, Bob	16	0	9	22	40.9	0	0	0.0	0	0	0.0	0	13	0.8	1	0	8	0	0	18	1.1
1987-90	Cook, Joe	47	285	28	67	41.8	3	7	42.9	23	33	69.7	9	36	0.8	35	37	25	19	1	82	1.7
2011-14	Cook, Quinn	104	2637	335	796	42.1	134	371	36.1	169	203	83.3	38	248	2.4	406	155	188	112	8	973	9.4
1979-80	Corrigan, Jim	9	22	1	1	100.0	0	0	0.0	2	2	100.0	0	1	0.1	3	2	3	1	0	4	0.4
1960-63	Cox, Fred	7	0	3	4	75.0	0	0	0.0	1	2	50.0	0	3	0.4	0	0	3	0	0	7	1.0
1961-64	Cox, Ray	39	0	13	31	41.9	0	0	0.0	7	14	50.0	0	25	0.6	0	0	0	0	0	33	0.8
1973-77	Crow, Mark	87	1691	341	675	50.5	0	0	0.0	138	174	79.3	0	346	4.0	116	137	225	23	8	820	9.4
1983-84	Crump, Vince	7	12	0	0	0.0	0	0	0.0	1	3	33.3	0	1	0.1	0	1	0	0	0	1	0.1
2011-13	Curry, Seth	106	3080	439	999	43.9	223	531	42.0	293	355	82.5	60	245	2.3	211	146	196	125	18	1394	13.2
2008-10	Cyz, Olek	19	112	10	25	40.0	1	7	14.3	2	6	33.3	10	24	1.3	8	11	6	2	1	23	1.2
1953-54	D'Emilio, Rudy	27	0	138	380	36.3	0	0	0.0	81	123	65.9	0	104	3.9	0	0	0	0	0	357	13.2
2005-10	Davidson, Jordan	55	101	4	13	30.8	2	5	40.0	8	14	57.1	3	9	0.2	6	8	10	3	0	18	0.3
2003-05	Davidson, Patrick	29	51	0	5	0.0	0	2	0.0	4	4	100.0	0	5	0.2	0	2	4	1	0	4	0.1
1988-92	Davis, Brian	141	2789	326	701	46.5	9	44	20.5	291	424	68.6	159	434	3.1	181	180	258	119	24	952	6.8
2009-14	Dawkins, Andre	142	2468	330	763	43.3	231	568	40.7	123	160	76.9	32	226	1.6	66	88	200	61	13	1014	7.1
1982-86	Dawkins, Johnny	133	4749	1026	2019	50.8	19	54	35.2	485	614	79.0	0	536	4.0	555	414	270	168	24	2556	19.2
1970-71	Dawson, Jeff	30	0	124	289	42.9	0	0	0.0	40	50	80.0	0	53	1.8	29	46	45	0	0	288	9.6
1953-54	Decker, Marv	25	0	44	94	46.8	0	0	0.0	22	30	73.3	0	110	4.4	0	0	0	0	0	110	4.4
2003-04	Deng, Luol	37	1149	210	442	47.5	40	111	36.0	98	138	71.0	82	255	6.9	68	83	82	49	39	558	15.1
1977-81	Dennard, Kenny	117	3512	452	881	51.3	0	0	0.0	153	260	58.8	0	671	5.7	232	115	383	174	32	1057	9.0
1968-71	Denton, Randy	84	0	693	1295	53.5	0	0	0.0	272	400	68.0	0	1067	12.7	56	81	259	0	0	1658	19.7
1968-71	DeVenzio, Dick	81	0	294	634	46.4	0	0	0.0	105	138	76.1	0	170	2.1	388	66	218	0	0	693	8.6
2002-06	Dockery, Sean	133	2705	230	514	44.7	65	178	36.5	121	182	66.5	88	281	2.1	234	149	295	194	13	646	4.9
1953-55	Doherty, Marty	52	0	113	260	43.5	0	0	0.0	63	96	65.6	0	245	4.7	0	0	54	0	0	289	5.6
1995-99	Domzalski, Taymon	100	1301	154	292	52.7	0	0	0.0	116	158	73.4	143	336	3.4	16	82	238	42	64	424	4.2
1969-72	Doughty, Pat	23	0	8	22	36.4	0	0	0.0	10	22	45.5	0	13	0.6	11	6	20	0	0	26	1.1
1953-54	Driesell, Charlie	23	0	41	90	45.6	0	0	0.0	34	63	54.0	0	48	2.1	0	0	0	0	0	116	5.0
2000-04	Duhon, Chris	144	4813	432	1033	41.8	162	505	32.1	242	349	69.3	109	489	3.4	819	355	268	300	16	1268	8.8
1999-02	Dunleavy, Mike	104	2994	499	1050	47.5	179	483	37.1	194	278	69.8	145	601	5.8	225	202	213	166	55	1371	13.2
1980-81	Dyke, Mac	3	4	1	1	100.0	0	0	0.0	0	0	0.0	0	0	0.0	0	0	1	0	0	2	0.7
1971-72	Edwards, Zeno	9	0	2	0	0.0	0	0	0.0	4	4	100.0	0	3	0.3	3	0	2	0	0	4	0.4
1979-83	Emma, Tom	110	2816	273	625	43.7	24	55	43.6	214	254	84.3	0	196	1.8	245	159	259	66	7	784	7.1
1979-83	Engelland, Chip	113	2473	411	793	51.8	41	74	55.4	162	191	84.8	0	148	1.3	168	119	174	53	7	1025	9.1
1986-87	Essex, Rey	6	8	2	2	50.0	0	0	0.0	1	4	25.0	0	7	1.2	0	0	0	0	0	3	0.5
1968-70	Evans, Brad	50	0	133	281	47.3	0	0	0.0	88	154	57.1	0	120	2.4	105	0	86	0	0	354	7.1
2001-05	Ewing, Daniel	138	3827	538	1246	43.2	217	554	39.2	302	405	74.6	117	382	2.8	293	258	365	191	24	1595	11.6
1962-65	Ferguson, Denny	81	0	184	402	45.8	0	0	0.0	41	56	73.2	0	136	1.7	0	0	0	0	0	409	5.0
1985-89	Ferry, Danny	143	4307	810	1675	48.4	108	278	38.8	427</												

# ACC Player Career Statistics

Year	Name	G	MIN	FG	FGA	PCT	3PT	3PA	PCT	FT	FTA	PCT	OR	TR	AVG	AST	TO	PF	STL	BLK	PTS	AVG
1967-70	Jackson, Doug.....	4	0	3	10	30.0	0	0	0.0	0	0	0.0	0	4	1.0	0	0	0	0	0	6	1.5
1996-01	James, Nate.....	135	2813	387	818	47.3	111	331	33.5	231	315	73.3	221	500	3.7	147	199	222	147	27	1116	8.3
1961-63	Jamieson, Bob.....	30	0	19	32	59.4	0	0	0.0	12	24	50.0	0	53	1.8	0	0	0	0	0	50	1.7
1953-54	Janicki, Bernie.....	27	0	140	385	36.4	0	0	0.0	84	122	68.9	0	175	6.5	0	0	0	0	0	364	13.5
2012-14	Jefferson, Amile.....	67	1201	145	240	60.4	0	0	0.0	65	122	53.3	143	332	5.0	43	35	146	35	36	355	5.3
1959-60	Johnson, C.B.....	1	0	0	0	0.0	0	0	0.0	0	0	0.0	0	0	0.0	0	0	0	0	0	0	0.0
2002-06	Johnson, Patrick.....	53	145	10	12	83.3	0	0	0.0	6	10	60.0	13	35	0.7	6	5	27	1	5	26	0.5
2006-10	Johnson, Steve.....	21	39	2	4	50.0	0	0	0.0	3	5	60.0	1	4	0.2	0	0	2	1	1	7	0.3
2001-03	Jones, Dahntay.....	68	2025	351	724	48.5	59	170	34.7	214	289	74.0	101	326	4.8	69	121	202	67	35	975	14.3
2013-14	Jones, Matt.....	32	235	15	51	29.4	3	21	14.3	23	41	56.1	11	27	0.8	5	4	24	11	1	56	1.8
1957-59	Joyce, Marty.....	18	0	6	32	18.8	0	0	0.0	6	12	50.0	0	14	0.8	0	0	12	0	0	18	1.0
1954-56	Kalbfus, Jack.....	38	0	112	260	43.1	0	0	0.0	67	111	60.4	0	113	3.0	0	0	68	0	0	291	7.7
1958-62	Kast, Fred.....	57	0	102	296	34.5	0	0	0.0	39	60	65.0	0	167	2.9	0	0	28	0	0	243	4.3
1968-71	Katherman, Rick.....	82	0	447	965	46.3	0	0	0.0	111	144	77.1	0	362	4.4	65	41	186	0	0	1005	12.3
2009-13	Kelly, Ryan.....	126	2437	314	682	46.0	102	269	37.9	219	272	80.5	141	465	3.7	117	104	237	73	133	949	7.5
1965-68	Kennedy, Joe.....	62	0	177	429	41.3	0	0	0.0	100	130	76.9	0	265	4.3	0	0	0	0	0	454	7.3
1984-88	King, Billy.....	135	2823	234	464	50.4	0	1	0.0	134	280	47.9	32	390	2.9	251	180	292	140	45	602	4.5
2007-08	King, Taylor.....	34	330	63	152	41.4	43	114	37.7	17	29	58.6	23	68	2.0	14	19	32	11	14	186	5.5
1958-61	Kistler, Doug.....	81	0	388	864	44.9	0	0	0.0	156	240	65.0	0	756	9.3	0	0	136	0	0	932	11.5
1962-65	Kitching, Brent.....	62	0	91	210	43.3	0	0	0.0	53	74	71.6	0	103	1.7	0	0	0	0	0	235	3.8
1965-68	Kolodziej, Tim.....	60	0	130	300	43.3	0	0	0.0	157	207	75.8	0	230	3.8	0	0	0	0	0	417	7.0
1987-91	Koubek, Greg.....	147	2064	252	591	42.6	80	214	37.4	133	183	72.7	101	364	2.5	104	133	213	68	12	717	4.9
1972-75	Kramer, Pete.....	76	0	338	697	48.5	0	0	0.0	110	145	75.9	0	253	3.3	117	0	166	0	0	786	10.3
1967-70	Kuhlmeier, Ray.....	29	0	38	91	41.8	0	0	0.0	15	19	78.9	0	30	1.0	17	0	22	0	0	91	3.1
1953-54	Lacy, Rudy.....	26	0	49	112	43.8	0	0	0.0	60	96	62.5	0	89	3.4	0	0	0	0	0	158	6.1
1988-92	Laetner, Christian.....	148	4048	834	1452	57.4	79	163	48.5	713	885	80.6	313	1149	7.8	273	396	425	243	145	2460	16.6
1954-58	Lakata, Bob.....	68	0	156	397	39.3	0	0	0.0	119	181	65.7	0	394	5.8	0	0	155	0	0	431	6.3
1954-55	Lamley, Herky.....	28	0	64	196	32.7	0	0	0.0	39	54	72.2	0	134	4.8	0	0	51	0	0	167	6.0
1990-94	Lang, Antonio.....	135	3020	367	644	57.0	0	3	0.0	278	422	65.9	273	586	4.3	90	198	305	68	106	1012	7.5
1994-99	Langdon, Trajan.....	136	3921	623	1380	45.1	342	802	42.6	386	448	86.2	106	389	2.9	255	210	286	120	25	1974	14.5
1965-68	Lewis, Mike.....	84	0	542	973	55.7	0	0	0.0	332	437	76.0	0	1061	12.6	0	0	0	0	0	1416	16.9
1964-67	Liccardo, Jim.....	58	0	49	119	41.2	0	0	0.0	23	33	69.7	0	118	2.0	0	0	0	0	0	121	2.1
1966-69	Lind, Fred.....	52	0	137	270	50.7	0	0	0.0	81	114	71.1	0	281	5.4	13	0	72	0	0	355	6.8
1979-81	Linney, Larry.....	39	292	24	74	32.4	0	0	0.0	31	43	72.1	0	49	1.3	4	20	38	24	3	79	2.0
1969-71	Litz, Steve.....	17	0	13	19	68.4	0	0	0.0	10	14	71.4	0	14	0.8	1	4	13	0	0	36	2.1
2000-05	Love, Reggie.....	58	404	28	59	47.5	2	2	0.0	19	36	52.8	55	108	1.9	15	19	68	18	13	75	1.3
1998-99	Maggette, Corey.....	39	691	137	261	52.5	29	84	34.5	111	155	71.6	56	151	3.9	59	80	99	29	15	414	10.6
1976-77	Mainwaring, Rick.....	8	20	0	1	0.0	0	0	0.0	3	4	75.0	0	3	0.4	1	4	0	0	0	3	0.4
1962-64	Mann, Ted.....	29	0	6	30	20.0	0	0	0.0	8	15	53.3	0	29	1.0	0	0	0	0	0	20	0.7
1956-57	Marcovecchio, Joe.....	2	0	0	3	0.0	0	0	0.0	0	2	0.0	0	1	0.5	0	0	3	0	0	0	0.0
1963-66	Marin, Jack.....	86	0	513	1027	50.0	0	0	0.0	253	336	75.3	0	695	8.1	0	0	0	0	0	1279	14.9
1953-56	Mayer, Ronnie.....	80	0	526	1241	42.4	0	0	0.0	457	590	77.5	0	833	10.4	0	0	194	0	0	1509	18.9
1964-65	McBride, Elliot.....	4	0	2	2	100.0	0	0	0.0	3	3	100.0	0	0	0.0	0	0	0	0	0	7	1.8
1989-91	McCaffrey, Billy.....	76	1471	253	538	47.0	32	95	33.7	153	188	81.4	21	95	1.3	105	104	95	59	5	691	9.1
2004-09	McClure, David.....	124	1736	113	235	48.1	6	18	33.3	46	86	53.5	123	379	3.1	79	76	157	86	57	278	2.2
1964-67	McKaig, Stuart.....	49	0	23	55	41.8	0	0	0.0	14	29	48.3	0	41	0.8	0	0	0	0	0	60	1.2
1996-98	McLeod, Roshawn.....	69	1649	338	687	49.2	71	179	39.7	194	262	74.0	135	376	5.4	78	125	207	72	60	941	13.6
1980-84	McNeely, Doug.....	85	1103	88	202	43.6	0	0	0.0	55	82	67.1	0	163	1.9	46	81	164	47	6	231	2.7
2005-07	McRoberts, Josh.....	69	2047	279	517	54.0	10	36	27.8	174	262	66.4	130	449	6.5	167	131	190	80	128	742	10.8
1981-85	Meagher, Dan.....	118	2583	275	596	46.1	0	0	0.0	206	323	63.8	0	476	4.0	137	189	334	74	11	756	6.4
2001-03	Means, Andy.....	17	47	4	9	44.4	2	2	100.0	2	4	50.0	5	14	0.8	1	3	4	2	0	12	0.7
1991-95	Meek, Erik.....	122	1877	214	358	59.8	0	0	0.0	185	322	57.5	222	520	4.3	49	100	241	55	73	613	5.0
1970-73	Melchioni, Gary.....	77	0	305	685	44.5	0	0	0.0	193	231	83.5	0	207	2.7	184	45	127	0	0	803	10.4
2002-06	Melchioni, Lee.....	117	1649	165	426	38.7	111	309	35.9	80	121	66.1	66	260	2.2	68	67	168	63	14	521	4.5
1959-62	Mewhort, Buzz.....	71	0	128	274	46.7	0	0	0.0	90	141	63.8	0	225	3.2	0	0	35	0	0	346	4.9
1956-58	Miller, Don.....	39	0	45	121	37.2	0	0	0.0	27	40	67.5	0	63	1.6	0	0	36	0	0	117	3.0
1992-96	Moore, Tony.....	56	457	55	90	61.1	0	0	0.0	32	47	68.1	49	106	1.9	24	34	61	11	26	142	2.5
1953-56	Morgan, Junior.....	79	0	249	611	40.8	0	0	0.0	215	330	65.2	0	643	8.1	0	0	189	0	0	713	9.0
1958-61	Morgan, Merrill.....	29	0	30	87	34.5	0	0	0.0	10	17	58.8	0	26	0.9	0	0	16	0	0	70	2.4
1958-59	Morris, Johnny.....	1	0	0	1	0.0	0	0	0.0	0	0	0.0	0	0	0.0	0	0	2	0	0	0	0.0
1975-79	Morrison, Harold.....	93	1061	89	230	38.7	0	0	0.0	62	94	66.0	0	193	2.1	45	52	136	15	13	240	2.6
1974-76	Moses, George.....	35	852	122	226	54.0	0	0	0.0	35	77	45.5	0	316	9.0	90	71	113	0	0	279	8.0
1959-62	Mullen, Jack.....	56	0	107	248	43.1	0	0	0.0	49	99	49.5	0	188	3.4	0	0	21	0	0	263	4.7
1961-64	Mullins, Jeff.....	86	0	770	1495	51.5	0	0	0.0	344	452	76.1	0	776	9.0	0	0	0	0	0	1884	21.9
2012-14	Murphy, Alex.....	36	227	28	61	45.9	6	29	20.7	7	16	43.8	11	35	1.0	2	12	21	5	3	69	1.9
1963-64	Murray, Terry.....	1	0	0	1	0.0	0	0	0.0	0	0	0.0	0	2	0.0	0	0	0	0	0	0	0.0
2004-08	Nelson, DeMarcus.....	124	3253	473	1015	46.6	124	332	37.3	266	454	58.6	167	606	4.9	222	255	265	145			



# ACC Player Career Statistics

Year	Name	G	MIN	FG	FGA	PCT	3PT	3PA	PCT	FT	FTA	PCT	OR	TR	AVG	AST	TO	PF	STL	BLK	PTS	AVG
1953-54	Shabel, Fred.....	21	0	32	68	47.1	0	0	0.0	13	21	61.9	0	18	0.9	0	0	0	0	0	77	3.7
1970-73	Shaw, Alan.....	82	0	263	480	54.8	0	0	0.0	218	300	72.7	0	673	8.2	104	44	215	0	0	744	9.1
1997-01	Simpson, J.D.....	79	225	11	46	23.9	4	25	16.0	15	24	62.5	4	27	0.3	12	23	14	5	0	41	0.5
2007-11	Singler, Kyle.....	148	4887	814	1879	43.3	267	736	36.3	497	643	77.3	360	1015	6.9	293	316	387	168	107	2392	16.2
1994-98	Singleton, Todd.....	42	101	13	26	50.0	0	0	0.0	10	17	58.8	5	15	0.4	5	5	12	1	4	36	0.9
1967-70	Smiley, Glen.....	8	0	6	13	46.2	0	0	0.0	2	5	40.0	0	6	0.8	1	0	5	0	0	14	1.8
1985-89	Smith, John.....	120	2059	338	619	54.6	26	54	48.1	243	321	75.7	40	358	3.0	54	160	219	66	20	945	7.9
2007-11	Smith, Nolan.....	143	3842	557	1490	44.8	166	451	36.8	411	514	80.0	114	398	2.8	406	291	266	140	19	1911	13.4
1985-89	Snyder, Quin.....	136	3178	292	682	42.8	108	303	35.6	156	223	70.0	13	260	1.9	585	316	341	185	59	848	6.2
1975-79	Spanarkel, Jim.....	114	4003	724	1374	52.7	0	0	0.0	564	700	80.6	0	454	4.0	399	170	305	212	14	2012	17.6
1984-88	Strickland, Kevin.....	125	2338	411	827	49.7	91	241	37.8	182	231	78.8	70	374	3.0	119	155	222	84	52	1095	8.8
1977-81	Suddath, Jim.....	113	1075	105	214	49.1	0	0	0.0	57	81	70.4	0	148	1.3	73	49	132	43	11	267	2.4
1972-75	Suk, Bill.....	70	0	73	177	41.2	0	0	0.0	47	66	71.2	0	134	1.9	42	0	142	0	0	193	2.8
2012-14	Sulaimon, Rasheed.....	70	1921	236	569	41.5	92	237	38.8	189	241	78.4	35	204	2.9	149	82	153	54	3	753	10.8
2006-07	Sutton, Nick.....	1	2	0	0	0.0	0	0	0.0	0	0	0.0	0	0	0.0	0	0	0	0	0	0	0.0
2000-01	Sweet, Andre.....	7	79	13	27	48.1	1	5	20.0	2	6	33.3	8	18	2.6	4	4	6	6	1	29	4.1
1978-82	Taylor, Vince.....	120	3548	573	1139	50.3	0	0	0.0	309	479	64.5	0	343	2.9	212	238	326	158	18	1455	12.1
1967-70	Teer, Tim.....	40	0	53	150	35.3	0	0	0.0	13	19	68.4	0	54	1.4	4	0	18	0	0	119	3.0
2006-10	Thomas, Lance.....	140	2758	235	448	52.5	0	0	0.0	177	295	60.0	257	508	3.6	64	166	397	77	33	647	4.6
2002-04	Thompson, Michael.....	19	70	9	16	56.3	0	0	0.0	9	11	81.8	6	9	0.5	0	4	12	1	6	27	1.4
2010-14	Thornton, Tyler.....	139	2590	125	308	40.6	89	231	38.5	94	121	77.7	51	231	1.7	264	118	349	139	6	433	3.1
1954-55	Thuemmel, Bob.....	18	0	6	25	24.0	0	0	0.0	1	9	11.1	0	5	0.3	0	0	20	0	0	13	0.7
1962-65	Tison, Hack.....	85	0	315	617	51.1	0	0	0.0	169	258	65.5	0	583	6.9	0	0	0	0	0	799	9.4
1979-83	Tissaw, Mike.....	94	1526	75	178	42.1	0	0	0.0	85	160	53.1	0	244	2.6	39	97	166	21	15	235	2.5
1953-55	Tobin, Don.....	36	0	67	193	34.7	0	0	0.0	46	82	56.1	0	121	3.4	0	0	39	0	0	180	5.0
1953-55	Turner, Hal.....	48	0	105	309	34.0	0	0	0.0	24	38	63.2	0	46	1.0	0	0	47	0	0	234	4.9
1961-62	Ulrich, Bill.....	21	0	34	86	39.5	0	0	0.0	10	18	55.6	0	31	1.5	0	0	0	0	0	78	3.7
1963-66	Vacendak, Steve.....	84	0	378	877	43.1	0	0	0.0	197	289	68.2	0	358	4.3	0	0	0	0	0	953	11.3
1966-69	Vandenbergh, Steve.....	76	0	239	443	54.0	0	0	0.0	160	214	74.8	0	458	6.0	13	0	75	0	0	638	8.4
1964-67	Verga, Bob.....	80	0	728	1486	49.0	0	0	0.0	302	414	72.9	0	299	3.7	0	0	0	0	0	1758	22.0
1956-58	Vernon, Bob.....	49	0	222	540	41.1	0	0	0.0	94	132	71.2	0	156	3.2	0	0	58	0	0	538	11.0
1993-97	Wallace, Carmen.....	80	923	97	218	44.5	29	67	43.3	57	78	73.1	67	138	1.7	29	46	115	37	27	280	3.5
1965-66	Warren, Dick.....	5	0	0	3	0.0	0	0	0.0	1	2	50.0	0	3	0.6	0	0	0	0	0	1	0.2
1956-59	Watson, Bill.....	32	0	28	79	35.4	0	0	0.0	18	29	62.0	0	34	1.1	0	0	41	0	0	74	2.3
1958-59	Wayand, Bob.....	1	0	0	2	0.0	0	0	0.0	1	2	50.0	0	2	2.0	0	0	1	0	0	1	1.0
1980-81	Weingart, Jon.....	6	10	1	4	25.0	0	0	0.0	0	0	0.0	0	1	0.2	1	0	1	0	0	2	0.3
1965-68	Wendelin, Ron.....	81	0	118	312	37.8	0	0	0.0	59	98	60.2	0	154	1.9	0	0	0	0	0	295	3.6
1981-83	Wendt, Greg.....	44	366	41	102	40.2	0	2	0.0	21	36	58.3	0	71	1.6	14	22	54	13	0	103	2.3
1969-72	West, Robby.....	37	0	62	157	39.5	0	0	0.0	18	28	64.3	0	52	1.4	40	5	43	0	0	142	3.8
1980-81	Whitted, Gordon.....	11	17	0	1	0.0	0	0	0.0	0	2	0.0	0	2	0.2	1	4	2	3	0	0	0.0
1979-82	Williams, Allen.....	73	828	85	174	48.9	0	0	0.0	47	75	62.7	0	128	1.8	16	52	107	14	25	217	3.0
2008-09	Williams, Elliott.....	34	563	56	127	44.1	9	36	25.0	23	46	50.0	29	77	2.3	23	29	58	21	1	144	4.2
1999-02	Williams, Jason.....	108	3572	713	1575	45.3	313	797	39.3	340	507	67.1	89	395	3.7	644	424	253	235	14	2079	19.3
2002-06	Williams, Shelden.....	139	3903	687	1202	57.2	4	12	33.3	550	796	69.1	447	1262	9.1	119	321	432	161	422	1928	13.9
1982-86	Williams, Weldon.....	73	369	52	97	53.6	0	0	0.0	22	37	59.5	0	81	1.1	11	28	54	7	4	126	1.7
1961-63	Williamson, Scott.....	18	0	3	13	23.1	0	0	0.0	2	3	66.7	0	15	0.8	0	0	0	0	0	8	0.4
1994-98	Wojciechowski, St.....	128	3263	198	517	38.3	141	387	36.4	150	205	73.2	74	291	2.3	505	202	286	203	0	687	5.4
1969-72	Yarbrough, Stu.....	51	0	93	175	53.1	0	0	0.0	91	125	72.8	0	122	2.4	21	3	71	0	0	277	5.4
1974-76	Young, Ken.....	43	175	79	200	39.5	0	0	0.0	32	48	66.7	0	24	0.6	45	17	70	0	0	190	4.4
1958-61	Youngkin, Carroll.....	81	0	413	765	54.0	0	0	0.0	328	572	57.3	0	829	10.2	0	0	157	0	0	1154	14.2
2010-14	Zafirovski, Todd.....	20	41	2	7	28.6	0	0	0.0	1	4	25.0	1	6	0.3	1	1	6	1	2	5	0.3
1964-66	Zimmer, Bill.....	9	0	4	16	25.0	0	0	0.0	8	12	66.7	0	6	0.7	0	0	0	0	0	16	1.8
2006-10	Zoubek, Brian.....	133	1670	225	379	59.4	0	0	0.0	112	184	60.9	276	599	4.5	73	130	289	55	86	562	4.2

## Florida State

2007-10	Alabi, Solomon.....	76	1692	270	506	53.4	0	1	0.0	164	220	74.5	237	415	5.5	28	128	217	39	150	686	10.1
2005-07	Allen, Jerel.....	65	928	101	250	40.4	45	125	36.0	23	36	63.9	32	111	1.7	56	56	84	35	8	270	4.2
2013-14	Allen, Brandon.....	14	26	3	6	50.0	2	2	100.0	2	2	100.0	0	4	0.3	0	3	6	1	0	10	0.7
1998-00	Anderson, Damos.....	50	1499	267	489	54.6	54	131	41.2	95	142	66.9	104	236	4.7	57	72	110	63	23	683	13.7
1999-02	Anderson, David.....	70	790	37	98	37.8	0	0	0.0	23	40	57.5	49	143	2.0	9	23	63	4	55	97	1.4
1998-02	Arrington, Delvon.....	118	3852	413	1014	40.7	120	354	33.9	227	315	72.1	63	443	3.8	688	477	217	225	6	1173	9.9
1993-94	Azama, Curtis.....	3	7	0	1	0.0	0	0	0.0	0	0	0.0	0	0	0.0	0	0	0	0	0	0	0.0
1997-99	Baker, Terrell.....	61	1826	271	585	46.3	76	237	32.1	189	246	76.8	89	265	4.3	148	159	203	139	13	807	13.2
2012-14	Bojanovsky, Boris.....	69	1105	112	195	57.4	0	0	0.0	82	117	70.1	87	207	3.0	28	61	127	23	92	306	4.4
2007-08	Bolton, Jordan.....	4	5	1	4	25.0	1	3	33.3	0	0	0.0	1	3	0.8	0	1	0	0	0	3	0.8
2012-14	Bookert, Devon.....	70	1716	167	377	44.3	76	163	46.6	115	144	79.9	28	177	2.5	182	129	115	57	7	525	7.5
2001-02	Bracey, J.D.....	22	254	32	95	33.7	14	51	27.5	11	16	68.8	8	22	1.0	16	25	24	5	0	89	4.0
2012-14	Brandon, Montay.....	69	1712	141	337	41.8	18	67	26.9	105	180	58.3	66	234	3.4	101	112	113	44	9	405	5.9
2005-08	Breeden, Casaan.....																					

# ACC Player Career Statistics

Year	Name	G	MIN	FG	FGA	PCT	3PT	3PA	PCT	FT	FTA	PCT	OR	TR	AVG	AST	TO	PF	STL	BLK	PTS	AVG	
2000-03	Haywood, Marcell	48	218	8	15	53.3	0	0	0.0	7	20	35.0	3	19	0.4	22	22	28	14	2	23	0.5	
2005-09	Hoff, Brian	46	132	19	45	42.2	10	25	40.0	5	8	62.5	12	22	0.5	4	4	12	3	1	53	1.2	
2013-14	Hopkins, Joell	13	25	2	6	33.3	0	2	0.0	2	8	25.0	1	3	0.2	0	1	3	0	0	6	0.5	
1998-00	Hull, Chris	5	6	1	4	25.0	0	1	0.0	0	0	0.0	0	0	0.0	0	0	0	0	0	0	2	0.4
1995-98	Jackson, Randall	86	2376	378	797	47.4	14	51	27.5	193	295	65.4	194	492	5.7	65	167	208	63	113	963	11.2	
2010-12	James, Bernard	69	1698	274	437	62.7	0	0	0.0	123	233	52.8	181	484	7.0	124	24	123	164	55	671	9.7	
2003-06	Johnson, Alexander	92	1935	306	589	52.0	12	39	30.8	276	414	66.7	159	482	5.2	64	238	268	81	66	900	9.8	
2002-04	Johnson, Nate	62	1797	103	271	38.0	72	184	39.1	35	55	63.6	20	157	2.5	209	87	85	60	3	313	5.0	
2000-04	Joiner, Michael	120	3179	368	825	44.6	92	255	36.1	117	182	64.3	209	550	4.6	185	211	275	123	57	945	7.9	
2008-11	Jordan, Pierre	39	202	15	53	0.3	4	21	19.0	3	5	60.0	7	29	0.7	17	17	31	5	0	37	0.9	
1992-94	Kerner, Jonathan	28	209	19	34	55.9	0	0	0.0	16	25	64.0	9	42	1.5	7	11	21	3	5	54	1.9	
2008-11	Kitchen, Derwin	91	2615	288	623	46.2	62	184	33.6	173	239	72.3	108	467	15.3	308	192	122	133	10	811	8.8	
2010-12	Kreft, Jon	60	605	67	143	46.9	0	0	0.0	43	72	59.7	48	139	2.3	99	15	66	32	14	177	3.0	
2001-02	Krieg, Adam	8	46	3	8	37.5	1	4	25.0	2	2	100.0	1	7	0.9	1	4	1	0	1	9	1.1	
2008-12	Loucks, Luke	137	2675	194	507	38.3	89	274	32.5	122	180	67.8	38	304	2.2	276	394	251	18	119	599	4.4	
1994-98	Louis, Corey	107	3021	447	925	48.3	1	4	25.0	232	371	62.5	300	755	7.1	67	180	287	66	197	1127	10.5	
2000-02	Lowery, Ryan	32	261	6	29	20.7	3	14	21.4	2	3	66.7	6	25	0.8	45	28	22	7	0	17	0.5	
1993-97	Luchman, Kirk	111	2225	288	538	53.5	0	0	0.0	176	258	68.2	227	552	5.0	62	118	337	91	72	752	6.8	
2000-04	Mathews, Mike	115	1521	175	380	46.1	0	0	0.0	98	163	60.1	76	241	2.1	21	100	235	27	118	448	3.9	
1998-00	Mathis, Emanuel	42	200	30	89	33.7	17	54	31.5	21	29	72.4	11	31	0.7	11	19	33	3	1	98	2.3	
1995-96	McClendon, Kelvin	9	112	9	28	32.1	2	6	33.3	7	15	46.7	6	19	2.1	3	5	6	5	0	27	3.0	
2001-02	McPherson, Adrian	3	5	1	2	50.0	1	1	100.0	2	2	100.0	0	0	0.0	0	0	1	0	1	0	5	1.7
2010-14	Miller, Ian	108	2361	324	807	40.1	146	409	35.7	183	227	80.0	37	212	2.0	193	194	184	89	3	977	9.0	
1991-92	Miller, Ron	11	48	6	17	35.3	2	8	25.0	3	5	60.0	2	6	0.5	1	2	3	3	0	17	1.5	
2004-08	Mims, Ralph	128	2367	222	567	39.2	89	254	35.0	226	284	79.6	75	303	2.4	205	170	128	126	24	759	5.9	
2000-03	Moran, Nathan	15	30	0	9	0.0	0	6	0.0	3	4	75.0	1	2	0.1	3	1	5	5	2	3	0.2	
2010-13	Moreau, Joey	29	36	4	15	26.7	4	12	33.3	10	10	100.0	1	3	0.1	0	2	3	1	0	22	0.8	
1998-99	Morris, Aaron	4	8	0	4	0.0	0	1	0.0	2	2	100.0	0	0	0.0	0	0	0	0	0	0	2	0.5
1998-00	Mott, Justin	59	882	32	89	36.0	0	0	0.0	33	59	55.9	76	170	2.9	14	48	138	20	18	97	1.6	
1994-98	Mulligan, Kyle	32	146	16	42	38.1	1	3	33.3	13	27	48.1	12	19	0.6	5	16	17	0	2	46	1.4	
2000-01	Murray, Pete	5	5	0	1	0.0	0	0	0.0	0	2	0.0	1	2	0.4	0	1	1	0	0	0	0.0	
1993-94	Nasworthy, Jay	2	4	2	2	100.0	0	0	0.0	0	0	0.0	1	1	0.5	0	1	0	0	0	4	2.0	
2007-08	O'Donnell, Ben	8	8	1	4	25.0	1	3	33.3	0	0	0.0	0	0	0.0	3	3	5	1	0	3	0.4	
2012-14	Ojo, Michael	63	564	42	88	47.7	0	0	0.0	24	58	41.4	43	135	2.1	12	41	96	8	32	108	1.7	
1999-00	Osborne, Levi	3	2	0	0	0.0	0	0	0.0	1	2	50.0	0	1	0.3	1	0	0	0	0	1	0.3	
2003-04	Penny, Romone	6	10	0	2	0.0	0	1	0.0	4	6	66.7	0	2	0.3	1	1	0	1	0	4	0.7	
2011-12	Peterson, Jeff	34	535	42	99	42.4	6	27	22.2	17	31	54.8	5	53	1.6	47	61	61	1	21	107	3.1	
2002-04	Pickett, Tim	62	1944	352	863	40.8	194	529	36.7	140	172	81.4	64	314	5.1	130	141	169	164	22	1038	16.7	
1997-99	Pierre, Gibson	10	18	1	1	100.0	0	0	0.0	0	0	0.0	0	4	0.4	1	4	4	0	0	2	0.2	
1996-97	Polley, Tommy	1	3	0	1	0.0	0	0	0.0	0	0	0.0	0	0	0.0	0	0	0	0	0	0	0.0	
1991-93	Porter, Scott	4	5	0	3	0.0	0	0	0.0	0	0	0.0	0	1	0.3	0	0	0	0	0	0	0.0	
2011-13	Portuondo, Rafael	16	19	3	8	37.5	1	5	20.0	3	4	75.0	1	2	0.1	1	7	6	1	0	10	0.6	
1991-95	Reid, Andre	89	2539	166	340	48.8	0	2	0.0	83	156	53.2	179	419	4.7	29	119	278	30	127	415	4.7	
2006-10	Reid, Ryan	127	1835	241	484	49.8	1	1	100.0	154	254	60.6	128	498	3.9	88	207	245	68	71	637	5.0	
2004-08	Rich, Jason	129	3594	510	1096	46.5	59	197	29.9	236	308	76.6	217	423	3.3	224	251	306	133	33	1315	10.2	
2001-05	Richardson, Anthony	118	2365	349	808	43.2	62	203	30.5	221	287	77.0	160	473	4.0	124	155	163	95	84	981	8.3	
1992-94	Robinson, Maurice	59	986	126	238	52.9	0	0	0.0	55	98	56.1	76	220	3.7	15	64	95	10	8	307	5.2	
2004-06	Romero, Diego	61	916	79	147	53.7	14	33	42.4	62	100	62.0	44	157	2.6	27	50	92	20	15	234	3.8	
2009-11	Rutledge, Andrew	8	12	2	8	25.0	1	3	33.3	0	0	0.0	1	3	0.4	0	1	1	0	0	5	0.7	
1997-99	Shabazz, Karim	37	672	75	146	51.4	0	0	0.0	60	128	46.9	73	160	4.3	10	57	70	15	52	210	5.7	
2009-13	Shannon, Terrance	72	982	138	304	45.4	0	0	0.0	98	168	58.3	92	236	3.3	32	96	139	42	29	374	5.2	
1997-98	Sheffield, Alton	3	5	1	2	50.0	0	0	0.0	0	0	0.0	0	0	0.0	0	0	0	0	0	0	2	0.7
1992-96	Shepherd, Scott	89	845	86	241	35.7	46	135	34.1	89	119	74.8	37	98	1.1	100	76	74	36	1	307	3.4	
1997-00	Simmons, Oliver	82	1601	171	373	45.8	9	26	34.6	80	137	58.4	126	287	3.5	31	72	173	36	28	431	5.3	
2008-11	Singleton, Chris	95	2761	336	802	41.9	104	315	33.0	199	336	59.2	189	586	6.2	140	227	292	180	136	975	10.5	
1998-99	Skwara, Andrew	2	2	0	0	0.0	0	0	0.0	0	0	0.0	0	0	0.0	0	0	1	0	0	0	0.0	
2013-14	Smith, Jarquez	34	343	32	73	43.8	4	17	23.5	13	25	52.0	17	50	1.5	2	28	39	2	24	81	2.4	
2009-13	Snaer, Michael	134	3871	529	1243	42.6	196	513	38.2	306	391	78.3	94	456	3.4	268	327	283	119	42	1560	11.6	
2006-07	Soto, Josue	13	54	4	11	36.4	0	4	0.0	1	4	25.0	2	10	0.8	3	2	4	2	0	9	0.7	
2011-12	Space, Antwan	10	30	3	11	27.3	0	3	0.0	1	1	100.0	2	7	0.7	5	0	1	1	0	7	0.7	
1995-97	Sparks, Gentry	25	196	25	51	49.0	3	8	37.5	11	21	52.4	12	42	1.7	8	22	44	4	3	64	2.6	
1991-95	Sura, Bob	119	3999	731	1626	45.0	214	640	33.4	454	696	65.2	254	714	6.0	435	405	297	209	36	2130	17.9	
2004-08	Swann, Isaiah	120	2909	369	835	44.2	172	456	37.7	143	188	76.1	60	302	2.5	328	269	275	139	18	1053	8.8	
2012-14	Thomas, Aaron	70	1768	245	558	43.9	48	146	32.9	188	242	77.7	59	232	3.3	103	136	122	79	21	726	10.4	
1997-98	Thomas, Marcel	2	6	0	2	0.0	0	0	0.0	0	0	0.0	0	1	0.5	0	0	0	0	0	0	0.0	
1996-98	Thompson, Kerry	64	2032	207	540	38.3	50	168	29.8	98	143	68.5	42	233	3.6	356	223	177	131	19	562	8.8	
1997-99	Thompson, Ronald	42	229	24	67	35.8	1	4	25.0	16	28	57.1	18	44	1.0	2	11	33	6	1	65	1.5	
2003-07	Thornton, Al	124	2723																				

# ACC Player Career Statistics

Year	Name	G	MIN	FG	FGA	PCT	3PT	3PA	PCT	FT	FTA	PCT	OR	TR	AVG	AST	TO	PF	STL	BLK	PTS	AVG	
1988-89	Brittan, Maurice	32	653	60	97	61.9	0	0	0.0	23	31	74.2	0	146	4.6	43	39	83	10	16	143	4.5	
2000-04	Brooks, Robert	111	1286	100	217	46.1	0	0	0.0	44	74	59.5	0	288	2.6	56	78	143	55	52	244	2.2	
1988-90	Brown, Karl	67	1643	64	187	34.2	18	62	29.0	90	133	67.7	14	111	1.7	233	98	153	69	3	236	3.5	
2003-05	Bynum, Will	62	1489	220	545	40.4	83	255	32.5	165	216	76.4	28	145	2.3	154	132	128	60	1	688	11.1	
1981-84	Byrd, Anthony	79	920	248	481	51.6	23	57	40.4	96	125	76.8	0	169	2.1	85	50	155	65	7	615	7.8	
2005-09	Cage, Gary	10	33	1	3	33.3	1	2	50.0	2	3	66.7	0	1	0.1	5	3	0	1	0	5	0.5	
1985-86	Carr, Michael	5	20	3	6	50.0	0	0	0.0	1	2	50.0	0	3	0.6	1	0	2	0	0	7	1.4	
2012-14	Carter Jr., Robert	54	1433	221	485	45.6	32	117	27.4	95	149	63.8	103	401	7.4	56	91	118	39	57	569	10.5	
1996-97	Cassidy, Omar	7	24	0	2	0.0	0	2	0.0	0	1	0.0	0	0	0.0	6	4	2	2	0	0	0.0	
2007-08	Casey, Matt	30	538	72	171	42.1	36	85	42.4	37	49	75.5	8	45	1.5	11	72	82	29	1	217	7.2	
1987-88	Christian, Michael	9	159	15	42	35.7	7	13	53.8	4	7	57.1	0	22	2.4	25	16	13	3	2	41	4.6	
2005-09	Clinch, Lewis	93	2419	377	929	40.6	176	481	36.6	118	177	66.7	71	238	2.6	175	191	198	66	9	1048	11.3	
1980-82	Cole, Dave	28	164	21	47	44.7	0	0	0.0	22	38	57.9	0	44	1.6	2	27	35	2	4	64	2.3	
1998-00	Collier, Jason	55	1824	331	723	45.8	63	174	36.2	214	294	72.8	129	458	8.3	85	184	167	38	67	939	17.1	
2010-12	Craig, Derek	23	80	8	26	30.8	3	17	17.6	2	2	100.0	1	9	0.4	6	6	8	0	4	21	0.9	
2006-07	Crittendon, Javaris	32	1003	158	351	45.0	36	101	35.6	108	138	78.3	28	119	3.7	184	124	67	65	2	460	14.4	
1997-98	Culbreth, Bert	5	19	2	9	22.2	1	6	16.7	0	0	0.0	0	3	0.6	0	1	2	0	1	5	1.0	
1983-87	Dalrymple, Bruce	126	4331	614	1269	48.4	12	45	26.7	348	488	71.3	0	744	5.9	446	235	392	227	13	1588	12.6	
2004-05	Davis, Tyler	4	4	0	1	0.0	0	1	0.0	0	0	0.0	0	0	0.0	0	0	0	0	0	0	0	0.0
2004-07	Dickey, RaSean	89	1806	301	501	60.1	1	4	25.0	172	247	69.6	149	453	5.1	52	183	211	60	96	775	8.7	
1988-91	Domalik, Brian	57	409	28	88	31.8	22	64	34.4	15	29	51.7	7	24	0.4	43	46	26	8	0	93	1.6	
2012-14	Doyle, Brooks	15	53	4	12	33.3	2	8	25.0	2	4	50.0	0	6	0.4	3	2	9	0	0	12	0.8	
2001-05	Elder, B.J.	122	3130	587	1376	42.7	222	600	37.0	220	293	75.1	127	303	2.5	196	216	288	106	12	1616	13.2	
1993-97	Elisma, Eddie	122	3200	368	669	55.0	2	5	40.0	166	281	59.1	342	765	6.3	92	182	326	90	180	904	7.4	
2001-03	Ewing, David	13	17	2	4	50.0	0	0	0.0	0	0	0.0	0	4	0.3	0	1	4	0	0	4	0.3	
2009-10	Favors, Derrick	36	930	179	293	61.1	0	1	0.0	90	143	62.9	108	303	8.4	37	90	94	32	74	448	12.4	
2006-08	Faye, Mouhammad	35	416	51	131	38.9	10	45	22.2	17	36	47.2	35	86	2.5	26	42	57	21	14	129	3.7	
1999-01	Fein, Shaun	60	1742	246	598	41.1	140	368	38.0	86	126	68.3	41	190	3.2	168	101	112	57	7	718	12.0	
1984-88	Ferrell, Duane	127	3999	720	1340	53.7	10	29	34.5	368	502	73.3	0	680	5.4	289	217	316	119	52	1818	14.3	
1996-00	Floyd, Jason	121	2808	363	932	38.9	169	522	32.4	120	155	77.4	152	377	3.1	150	184	208	79	34	1015	8.4	
1984-87	Ford, Antoine	98	1375	109	239	45.6	0	0	0.0	63	96	65.6	0	276	2.8	50	70	215	18	87	281	2.9	
2008-12	Foreman, Nick	106	928	49	115	42.6	19	49	38.8	27	39	69.2	38	96	0.9	139	34	25	10	32	144	1.4	
1991-95	Forrest, James	114	3775	812	1614	50.3	3	18	16.7	351	506	69.4	268	846	7.4	181	237	323	115	88	1978	17.4	
2004-06	Fredrick, Zam	47	934	121	310	39.0	33	105	31.4	54	75	72.0	17	83	1.8	125	107	90	28	3	329	7.0	
1990-93	Gaddy, James	17	43	6	19	31.6	1	2	50.0	0	0	0.0	5	9	0.5	7	4	3	3	0	13	0.8	
1981-82	Gardner, Scott	11	0	2	5	40.0	0	0	0.0	0	3	0.0	0	3	0.3	0	2	3	0	0	4	0.4	
1995-96	Gaston, Juan	35	351	50	110	45.5	5	16	31.3	22	38	57.9	35	78	2.2	12	18	31	21	3	127	3.6	
1990-92	Geiger, Matt	62	1683	295	507	58.2	0	5	0.0	133	192	69.3	164	426	6.9	63	122	181	30	94	723	11.7	
1990-91	Gemberling, Brian	4	8	3	7	42.9	0	1	0.0	0	0	0.0	2	5	1.3	0	1	3	0	0	6	1.5	
2012-14	Georges-Hunt, Marcus	64	1924	256	609	42.0	61	181	33.7	147	224	65.6	112	293	4.6	114	88	149	51	8	720	11.3	
1997-98	Glover, Dion	33	1163	222	503	44.1	45	166	27.1	119	186	64.0	73	166	5.0	86	119	66	70	8	608	18.4	
2013-14	Golden, Trae	31	944	123	310	39.7	46	142	32.4	119	152	78.3	14	80	2.6	97	62	60	14	2	411	13.3	
1980-82	Goza, Lee	53	828	176	284	62.0	0	0	0.0	94	144	65.3	0	285	5.4	52	134	167	12	20	446	8.4	
2013-14	Gurry, Colin	3	7	0	0	0.0	0	0	0.0	0	0	0.0	0	0	0.0	0	1	0	1	0	0	0.0	
1979-81	Hall, Fred	41	859	147	365	40.3	0	0	0.0	54	86	62.8	0	117	2.9	29	86	86	23	8	348	8.5	
1985-89	Hammonds, Tom	123	4387	853	1506	56.6	1	3	33.3	374	467	80.1	0	885	7.2	169	202	279	59	72	2081	16.9	
1991-95	Harlicka, Todd	45	116	10	45	22.2	5	27	18.5	4	4	100.0	7	13	0.3	8	17	16	13	2	29	0.6	
1994-98	Harpring, Matt	124	4506	753	1621	46.5	211	585	36.1	508	675	75.3	395	997	8.0	289	356	295	178	29	2225	17.9	
2000-01	Harpring, Patrick	8	14	1	7	14.3	1	2	50.0	0	0	0.0	1	2	0.3	0	1	0	1	0	3	0.4	
1982-84	Harvey, Tim	55	1018	87	193	45.1	2	2	100.0	70	116	60.3	0	187	3.4	54	0	155	13	31	246	4.5	
1996-97	Hayes, Henley	3	6	0	1	0.0	0	0	0.0	0	0	0.0	0	1	0.3	0	3	1	1	0	0	0.0	
2013-14	Heyward, Corey	32	527	10	35	28.6	6	14	42.9	6	13	46.2	10	49	1.5	45	26	59	22	4	32	1.0	
2010-12	Hicks, Nate	47	402	28	51	54.9	0	0	0.0	9	23	39.1	39	98	2.1	46	7	19	28	3	65	1.4	
1990-93	Hill, Bryan	94	1908	174	398	43.7	47	118	39.8	79	144	54.9	77	216	2.3	192	159	196	73	19	474	5.0	
1994-96	Hodge, Bucky	53	281	20	57	35.1	1	2	50.0	6	12	50.0	25	51	1.0	10	25	46	3	11	47	0.9	
2010-14	Holsey, Kammeon	125	2473	373	677	55.1	0	0	0.0	166	282	58.9	247	542	4.3	95	207	303	53	37	912	7.3	
1979-80	Horton, Lenny	26	957	171	293	58.4	0	0	0.0	104	127	81.9	0	170	6.5	44	55	66	36	5	446	17.2	
1981-82	Howard, Brian	25	0	73	137	53.3	0	0	0.0	29	39	74.4	0	47	1.9	62	66	27	19	1	175	7.0	
1999-01	Isenhour, Michael	39	300	14	45	31.1	0	0	0.0	9	14	64.3	14	38	1.0	14	30	76	7	4	37	0.9	
2002-05	Jack, Jarrett	101	3260	406	850	47.8	93	259	35.9	360	452	79.4	44	450	4.5	543	332	202	183	11	1265	12.5	
1997-01	Jones, Alvin	124	3880	450	921	48.9	0	4	0.0	412	718	57.4	320	1075	8.7	170	324	348	88	425	1312	10.6	
2003-06	Jones, Keith	14	17	3	8	37.5	1	5	20.0	0	0	0.0	0	1	0.1	0	1	3	2	1	5	0.4	
2011-13	Jordan, Pierre	49	490	20	62	32.3	5	25	20.0	3	4	75.0	2	47	1.0	36	32	58	20	5	18	1.0	
2013-14	Jorgenson, Travis	4	78	5	16	31.3	2	5	40.0	5	6	83.3	1	8	2.0	10	9	2	5	0	17	4.3	
1982-85	Joseph, Yvon	65	1934	288	525	54.9	0	0	0.0	182	257	70.8	0	446	6.9	54	159	187	37	17	758	11.7	
2010-11	Kammeon Holsey	30	432	44	90	48.9	0	0	0.0	15	31	48.4	42	80	2.7	9	33	57	13	6	103	3.4	
1995-99	Kelly, Ashley	34	187	12	32	37.5	1	2	50.0	1													



# ACC Player Career Statistics

Year	Name	G	MIN	FG	FGA	PCT	3PT	3PA	PCT	FT	FTA	PCT	OR	TR	AVG	AST	TO	PF	STL	BLK	PTS	AVG
1979-80	Noyes, Rob.....	22	514	24	66	36.4	0	0	0.0	26	45	57.8	0	79	3.6	30	32	58	13	2	74	3.4
2002-04	Nystrom, Jim.....	21	101	16	34	47.1	8	24	33.3	2	4	50.0	2	7	0.3	7	7	11	5	0	42	2.0
1979-80	O'Brien, Kerry.....	26	848	80	138	58.0	0	0	0.0	14	25	56.0	0	47	1.8	78	52	81	28	5	174	6.7
1986-90	Oliver, Brian.....	127	4425	680	1317	51.6	105	273	38.5	383	516	74.2	82	613	4.8	538	323	332	140	9	1848	14.6
2009-11	Oliver, Brian.....	58	1211	172	457	37.6	99	292	33.9	41	53	77.4	58	166	2.9	63	73	121	24	16	484	8.3
1980-81	Patterson, Bill.....	2	30	8	20	40.0	0	0	0.0	1	1	100.0	0	2	1.0	1	4	5	2	0	17	8.5
2006-10	Peacock, Zach.....	122	2609	384	804	47.8	48	144	33.3	193	262	73.7	188	481	3.9	109	182	309	111	51	1009	8.3
1982-83	Pearson, Danny.....	28	857	89	176	50.6	0	0	0.0	61	87	70.1	0	145	5.2	45	0	86	15	10	239	8.5
1979-80	Peck, Steve.....	20	168	8	30	26.7	0	0	0.0	8	12	66.7	0	23	1.2	5	22	33	3	0	24	1.2
2011-14	Peek, Aaron.....	12	23	1	6	16.7	0	2	0.0	0	0	0.0	1	6	0.5	0	1	3	1	2	2	0.2
1997-00	Perry, Kyle.....	19	42	3	7	42.9	0	0	0.0	1	3	33.3	0	3	0.2	6	6	4	2	0	7	0.4
1983-85	Petway, Scott.....	64	1393	92	202	45.5	0	0	0.0	50	70	71.4	0	166	2.6	126	79	121	45	5	234	3.7
2012-14	Poole, Solomon.....	35	437	47	131	35.9	26	81	32.1	7	15	46.7	6	30	0.9	50	61	48	10	2	127	3.6
2012-14	Poole Jr., Stacey.....	41	327	38	104	36.5	5	24	20.8	28	44	63.6	12	50	1.2	16	21	33	9	2	109	2.7
1998-99	Prentice, Jason.....	6	6	1	3	33.3	0	0	0.0	0	1	0.0	0	1	0.2	1	0	0	0	0	2	0.3
1982-86	Price, Mark.....	126	4604	848	1740	48.7	73	166	44.0	424	499	85.0	0	331	2.6	510	338	248	240	11	2193	17.4
2011-13	Reed, Brandon.....	61	1293	134	385	34.8	62	195	31.8	61	88	69.3	21	177	2.9	75	84	61	37	3	391	6.4
1985-89	Reese, Willie.....	49	161	24	48	50.0	0	0	0.0	22	36	61.1	0	44	0.9	3	12	19	4	15	70	1.4
2010-12	Rice, Glen.....	52	2156	247	570	43.3	72	229	31.4	105	168	62.5	99	314	6.0	125	127	119	30	74	671	12.9
2009-11	Rice, Jr., Glen.....	66	1528	214	504	42.5	70	199	35.2	89	145	61.4	102	280	4.2	137	114	144	83	29	587	8.9
2011-13	Royal, Julian.....	54	637	67	164	40.9	13	43	30.2	26	35	74.3	48	103	1.9	21	41	73	15	14	173	3.2
1982-86	Salley, John.....	125	4197	595	1013	58.7	0	0	0.0	397	627	63.3	0	798	6.4	319	247	397	97	243	1587	12.7
1995-97	Saunders, Gary.....	57	1423	182	415	43.9	46	150	30.7	72	109	66.1	63	136	2.4	92	103	131	48	16	482	8.5
2001-05	Schenscher, Luke.....	119	2547	359	662	54.2	2	5	40.0	153	242	63.2	232	640	5.4	95	198	282	68	157	873	7.3
1987-90	Scott, Dennis.....	99	3686	744	1645	45.2	351	831	42.2	276	355	77.7	65	523	5.3	285	226	207	150	51	2115	21.4
1979-81	Shaw, Steve.....	51	889	44	113	38.9	0	0	0.0	30	61	49.2	0	125	2.5	21	71	123	8	4	118	2.3
2007-10	Sheehan, Brad.....	61	508	41	102	40.2	0	5	0.0	15	22	68.2	26	98	1.6	19	22	45	14	23	97	1.6
1985-89	Sherrord, Anthony.....	97	1029	134	292	45.9	4	19	21.1	46	63	73.0	0	203	2.1	58	55	103	22	4	318	3.3
2008-10	Shew, Sam.....	12	25	1	4	25.0	0	1	0.0	4	7	57.1	2	4	0.3	2	4	4	0	0	6	0.5
2008-11	Shumpert, Iman.....	92	2877	387	977	39.6	111	364	30.5	281	381	73.8	103	413	4.5	382	280	245	207	17	1166	12.7
2004-08	Smith, Jeremis.....	106	2677	343	645	53.2	7	32	21.9	259	452	57.3	263	708	6.7	174	178	311	135	37	952	9.0
2011-12	Spain, David.....	4	3	0	2	0.0	0	1	0.0	0	0	0.0	0	1	0.3	0	0	0	0	0	0	0.0
2010-11	Speller, Kyle.....	2	3	0	1	0.0	0	0	0.0	0	0	0.0	0	0	0.0	0	0	0	0	0	0	0.0
1997-98	Spivey, Travis.....	33	958	63	158	39.9	17	56	30.4	44	64	68.8	34	110	3.3	143	111	80	48	3	187	5.7
2013-14	Stephens, Quinton.....	32	408	43	114	37.7	15	48	31.3	13	16	81.3	24	68	2.1	25	20	44	9	8	114	3.6
1979-82	Steppe, Brook.....	51	904	353	681	51.8	0	0	0.0	230	297	77.4	0	247	4.8	113	149	166	53	14	936	18.4
2007-11	Storrs, Lance.....	95	1275	88	275	32.0	58	181	32.0	24	35	68.6	30	135	1.4	83	74	150	35	4	258	2.7
2002-05	Tarver, Theodis.....	96	1092	74	159	46.5	0	0	0.0	51	91	56.0	82	206	2.1	34	66	150	36	82	199	2.1
1979-83	Thomas, George.....	96	1878	291	712	40.9	10	31	32.3	115	185	62.2	0	438	4.6	221	161	241	137	16	707	7.4
2005-06	Toomer, LeGeran.....	3	3	0	0	0.0	0	0	0.0	0	0	0.0	0	1	0.3	0	1	0	0	0	0	0.0
1996-00	Trotti, Paul.....	29	54	9	27	33.3	1	6	16.7	0	0	0.0	3	8	0.3	7	3	1	0	0	19	0.7
2009-13	Udofia, Mfon.....	128	3251	329	875	37.6	117	367	31.9	202	322	62.7	95	342	2.7	283	240	286	101	5	977	7.6
1997-01	Vines, T.J.....	124	2396	176	497	35.4	108	325	33.2	81	137	59.1	50	183	1.5	231	184	254	115	4	541	4.4
1991-94	Vinson, Fred.....	61	1143	150	365	41.1	92	240	38.3	35	44	79.5	62	152	2.5	51	68	66	43	9	427	7.0
2013-14	Wamer, Ron.....	10	34	2	4	50.0	0	2	0.0	2	3	66.7	0	4	0.4	2	3	1	0	0	6	0.6
2003-07	West, Mario.....	103	1436	118	251	47.0	15	52	28.8	82	121	67.8	76	233	2.3	130	90	207	119	21	333	3.2
1988-92	White, Greg.....	36	84	9	31	29.0	0	3	0.0	7	13	53.8	4	8	0.2	7	12	7	2	0	25	0.7
1987-89	Whitmore, David.....	33	416	61	117	52.1	0	1	0.0	42	62	67.7	0	60	1.8	20	34	41	17	13	164	5.0
1995-96	Williams, Ajani.....	4	5	1	3	33.3	0	0	0.0	0	0	0.0	2	2	0.5	1	0	0	0	0	2	0.5
1993-95	Williams, C.J.....	31	337	34	71	47.9	8	27	29.6	19	23	82.6	16	36	1.2	19	17	25	8	3	95	3.1
1979-80	Williams, John.....	4	10	1	4	25.0	0	0	0.0	5	6	83.3	0	2	0.5	0	1	2	0	0	7	1.8
1983-84	Williams, Ron.....	5	9	1	2	50.0	0	0	0.0	0	0	0.0	0	2	0.4	0	0	3	0	0	2	0.4
1980-84	Wilson, Greg.....	72	586	67	161	41.6	0	0	0.0	56	111	50.5	0	143	2.0	10	59	102	8	19	190	2.6
2005-06	Wolcott, Steven.....	3	5	0	4	0.0	0	4	0.0	0	0	0.0	1	2	0.7	0	0	1	0	0	0	0.0
2006-07	Young, Thaddeus.....	31	917	177	370	47.8	39	93	41.9	52	70	74.3	72	151	4.9	63	67	61	39	12	445	14.4

## Maryland

1981-85	Adkins, Jeff.....	128	3407	392	836	46.9	22	54	40.7	193	285	67.7	0	310	2.4	360	181	299	110	32	999	7.8
2012-14	Allen, Seth.....	56	1387	184	463	39.7	88	254	34.6	92	124	74.2	13	119	2.1	143	102	114	54	8	548	9.8
1959-60	Alpert, Steve.....	6	0	2	5	40	0	0	0.0	0	0	0.0	0	1	0.2	0	0	0	0	0	4	0.7
1989-90	Anderson, Mike.....	25	248	13	40	32.5	2	12	16.7	26	36	72.2	5	23	0.9	34	42	32	9	0	54	2.2
1987-88	Archer, Rudy.....	31	1070	134	310	43.2	48	122	39.3	77	100	77	15	75	2.4	172	86	48	38	2	393	12.7
2012-13	Arnhalt, Logan.....	38	540	77	183	42.1	63	145	43.4	12	20	60.0	14	63	1.7	15	28	15	10	4	229	6.0
1953-54	Atchison, Ken.....	6	0	0	2	0.0	0	0	0.0	0	0	0.0	0	0	0.0	0	0	0	0	0	0	0.0
2011-14	Auslander, John.....	27	132	7	20	35.0	1	8	12.5	6	11	54.5	2	11	0.4	2	8	21	2	0	21	0.8
1966-68	Avery, John.....	59	0	117	248	47.2	0	0	0.0	50	67	74.6	0	68	1.2	0	0	59	0	0	284	4.8
1999-02	Badu, Earl.....	18	33	2	5	40	0	1	0.0	0	4	0	0	4	0.2	10	4	2	0	0	4	0.2
1978-82	Baldwin, Taylor.....	84	655	75	123	61	0	0	0.0	49	77	63.6	0	167	2	20	40	129	5	50	199	2.4
2011-14	Barks, Spencer.....	21	36																			

## ACC Player Career Statistics

Year	Name	G	MIN	FG	FGA	PCT	3PT	3PA	PCT	FT	FTA	PCT	OR	TR	AVG	AST	TO	PF	STL	BLK	PTS	AVG	
1974-75	Cherry, Mike	4	0	2	3	66.7	0	0	0.0	0	0	0	0	4	1	1	0	0	0	0	4	1.0	
2009-10	Choi, Jin Soo	30	180	14	51	27.5	5	23	21.7	8	11	72.7	7	34	1.1	2	14	26	8	29	41	1.4	
2004-07	Chukura, Gini	27	63	5	16	31.3	2	4	50.1	1	8	12.5	11	15	0.6	1	4	4	3	1	13	0.5	
1965-66	Clark, Jack	73	0	133	301	44.2	0	0	0.0	141	190	74.2	0	174	2.4	0	0	122	0	0	407	5.6	
2012-14	Cleare, Shaquille	69	885	97	169	57.4	0	0	0.0	36	66	59.1	63	179	2.6	11	44	138	11	24	233	3.4	
1982-84	Coleman, Ben	62	2089	376	638	58.9	0	0	0.0	193	282	68.4	3	511	8.2	85	0	211	42	75	945	15.2	
2001-04	Collins, Andre	47	244	41	73	56.2	12	32	37.5	10	17	58.8	3	26	0.6	46	23	21	17	1	104	2.2	
1976-77	Crawford, Mark	16	0	2	9	22.2	0	0	0.0	12	13	92.3	0	4	0.3	2	0	7	2	1	16	1.0	
1956-59	Danko, Gene	58	0	92	245	37.6	0	0	0.0	110	155	71	0	138	2.4	0	0	0	0	0	294	5.1	
1974-77	Davis, Brad	84	0	386	721	53.5	0	0	0.0	254	318	79.9	0	262	3.1	431	0	247	25	12	1026	12.2	
1976-78	Davis, Mike	45	0	88	189	46.6	0	0	0.0	75	114	65.8	0	286	6.4	16	0	140	21	62	251	5.6	
1957-58	Davis, Nick	79	0	357	809	44.1	0	0	0.0	147	204	72.1	0	263	3.3	0	0	0	0	0	861	10.9	
1963-67	DeCosmo, Mike	46	0	63	211	29.9	0	0	0.0	45	56	80.4	0	88	1.9	0	0	78	0	0	171	3.7	
1985-89	Dickerson, Dave	100	2036	193	450	42.9	24	80	30	105	148	70.9	116	334	3.3	140	125	264	26	34	515	5.2	
2011-12	Dillard, Jon	7	11	1	2	50	0	0	0.0	0	1	0	0	0	0	1	0	0	0	0	2	0.3	
1953-55	Dilworth, Bob	46	0	63	149	42.3	0	0	0.0	40	74	54.1	0	155	6.5	0	0	0	0	0	166	3.6	
1998-02	Dixon, Juan	141	4002	802	1713	46.8	239	615	38.9	426	501	85	199	599	4.2	370	355	283	332	26	2269	16.1	
2013-14	Dodd, Damonte	22	166	7	19	36.8	0	0	0.0	2	16	12.5	19	33	1.5	1	8	27	3	9	16	0.7	
1990-92	Downing, Matt	51	586	52	132	39.4	20	65	30.8	40	62	64.5	32	73	1.4	65	47	72	21	0	164	3.2	
1965-68	Dreschler, Rich	52	0	162	395	41	0	0	0.0	84	128	65.6	0	380	7.3	0	0	118	0	0	408	7.8	
1981-85	Driesell, Chuck	58	255	29	77	37.7	1	5	20	48	77	62.3	0	24	0.4	13	19	30	5	1	107	1.8	
1955-56	Dunlap, Don	16	0	5	13	38.5	0	0	0.0	8	14	57.1	0	20	1.3	0	0	0	0	0	18	1.1	
2007-09	Dupree, Braxton	52	527	46	124	37.1	0	0	0.0	28	51	54.9	48	118	2.3	3	35	59	7	19	120	2.3	
1960-63	Eicher, Bob	66	0	262	646	40.6	0	0	0.0	159	219	72.6	0	320	4.8	0	0	109	0	0	683	10.3	
1995-99	Ekezie, Obinna	118	2830	408	815	50.1	0	2	0.0	356	544	65.4	253	671	5.7	104	243	355	73	125	1172	9.9	
1994-98	Elliott, Rodney	123	2227	343	704	48.7	43	128	33.6	212	309	68.6	198	570	4.6	117	141	286	64	44	941	7.7	
1971-74	Elmore, Len	86	0	408	836	48.8	0	0	0.0	201	278	72.3	0	1053	12.2	120	0	210	0	0	1017	11.8	
1988-90	Etienne, Max	11	19	5	8	62.5	0	0	0.0	2	4	50	2	3	0.3	0	1	4	0	0	12	1.1	
1953-55	Everett, Bob	54	0	207	446	46.4	0	0	0.0	201	309	65	0	250	10.4	0	0	0	0	0	615	11.4	
1982-83	Farmer, Ed	20	173	20	49	40.8	0	1	0.0	14	22	63.6	0	44	2.2	3	0	32	4	4	54	2.7	
2011-14	Faust, Nick	102	2745	313	808	38.7	108	346	31.2	210	306	68.6	86	388	3.8	226	218	207	105	33	944	9.3	
1966-67	Feeney, Steve	6	0	1	3	33.3	0	0	0.0	1	2	50	0	1	0.2	0	0	0	0	0	3	0.5	
1961-64	Ferguson, Scott	59	0	144	321	44.9	0	0	0.0	78	128	60.9	0	293	5	0	0	106	0	0	366	6.2	
1995-99	Fields, Norman	52	167	24	65	36.9	6	21	28.6	12	17	70.6	15	44	0.8	21	16	8	12	2	66	1.3	
1969-70	Findreng, Tommy	1	0	0	0	0	0	0	0.0	0	0	0	0	0	0	0	0	2	0	0	0	0.0	
1969-71	Flowers, Jay	31	0	36	100	36	0	0	0.0	42	59	71.2	0	85	2.7	26	0	41	0	0	114	3.7	
2003-05	Fofana, Hassan	32	254	18	51	35.3	0	0	0.0	11	25	44	17	52	1.6	4	24	49	7	18	47	1.5	
1979-84	Fothergill, Mark	100	1454	146	276	52.9	1	5	20	115	149	77.2	0	246	2.5	41	54	225	14	16	408	4.1	
1998-99	Francis, Steve	34	1034	205	392	52.3	45	116	38.8	124	157	79	57	154	4.5	152	102	95	95	6	579	17.0	
1963-66	Franklin, Bill	49	0	9	27	33.3	0	0	0.0	10	16	62.5	0	11	0.2	0	0	28	0	0	28	0.6	
1954-55	Fuqua, Frank	15	0	42	108	38.9	0	0	0.0	64	87	73.6	0	118	7.9	0	0	0	0	0	148	9.9	
2004-05	Garrison, Travis	125	2392	334	768	43.5	34	98	34.7	237	318	74.5	261	628	5	79	143	322	57	136	939	7.5	
1983-88	Gatlin, Keith	122	3520	434	878	49.4	56	113	49.6	163	205	79.5	20	271	2.2	649	246	161	90	11	1087	8.9	
1975-79	Gibson, Larry	101	0	484	878	55.1	0	0	0.0	230	313	73.5	0	895	8.9	55	0	322	45	182	1198	11.9	
2002-05	Gilchrist, John	91	2407	365	777	47	85	217	39.2	207	288	71.9	120	352	3.9	364	204	135	123	18	1022	11.2	
2004-08	Gist, James	130	3242	536	1059	50.6	31	94	33	311	447	69.6	6	237	78.3	6	142	236	319	122	231	1414	10.9
2008-10	Goins, Steve	6	16	1	3	33.3	0	0	0.0	2	4	50	3	5	0.8	0	3	2	1	1	4	0.7	
1977-81	Graham, Ernest	118	1956	686	1363	50.3	0	0	0.0	235	334	70.4	0	572	4.8	346	92	355	123	41	1607	13.6	
2013-14	Graham, Jonathan	28	284	19	38	50.0	0	0	0.0	8	17	47.1	26	68	2.4	5	12	44	12	14	46	1.6	
1953-54	Greco, Ralph	30	0	65	175	37.1	0	0	0.0	35	54	64.8	0	0	0	0	0	0	0	0	165	5.5	
1960-63	Greenspan, Jerry	61	0	279	708	39.4	0	0	0.0	317	420	75.5	0	501	8.2	0	0	163	0	0	875	14.3	
1985-86	Gregg, David	15	106	10	17	58.8	0	0	0.0	9	19	47.4	0	11	0.7	2	8	14	2	6	29	1.9	
2007-11	Granny, Dino	107	2131	200	433	46.2	1	2	50	108	148	73	154	406	3.8	46	82	238	51	106	509	4.8	
2001-05	Grinnon, Mike	60	256	13	39	33.3	5	17	29.4	15	21	71.4	17	49	0.8	18	19	17	9	4	46	0.8	
1972-75	Hahn, Billy	58	0	40	70	57.1	0	0	0.0	16	29	55.2	0	24	0.4	55	0	36	0	0	96	1.7	
1996-00	Hahn, Matt	43	110	8	21	38.1	1	9	11.1	20	32	62.5	2	10	0.2	24	14	6	6	0	37	0.9	
1956-59	Halleck, Jim	71	0	160	409	39.1	0	0	0.0	213	297	71.7	0	381	5.4	0	0	0	0	0	533	7.5	
1975-76	Hand, Pat	9	0	0	2	0	0	0	0.0	2	2	100	0	2	0.2	2	0	2	0	0	2	0.2	
1954-57	Hardiman, Bob	43	0	9	28	32.1	0	0	0.0	19	32	59.4	0	20	0.5	0	0	0	0	0	37	0.9	
1964-67	Harrington, Joe	63	0	209	427	48.9	0	0	0.0	138	217	63.6	0	344	5.5	0	0	161	0	0	556	8.8	
1977-79	Hart, Bob	16	0	4	4	100	0	0	0.0	2	2	100	0	5	0.3	1	0	3	2	0	10	0.6	
2006-10	Hayes, Eric	133	3868	409	914	44.7	196	484	40.5	187	215	87	59	346	2.6	513	258	181	130	25	1201	9.0	
1976-80	Henderson, David	38	77	13	21	61.9	0	0	0.0	9	15	60	0	33	0.9	4	5	18	0	5	35	0.9	
2002-05	Henry, Darien	24	58	8	17	47.1	0	0	0.0	1	3	33.3	5	12	0.5	3	1	9	4	3	17	0.7	
1967-70	Hetzel, Will	76	0	547	1242	44	0	0	0.0	276	353	78.2	0	689	9.1	56	0	240	0	0	1370	18.0	
1992-96	Hipp, Exree	121	3440	524	1120	46.8	84	286	29.4	240	362	66.3	186	488	4	326	250	305	119	37	1372	11.3	
1996-97	Hite, Kelly	11	36	2	8	25	0	4	0.0	6	12	50	3	11	1	0	4	5	2	0	10	0.9	
1960-61	Hodor, George	15	0	3	16	18.8	0	0	0.0	13	20	65	0	6	0.4	0	0	0	0	0	19	1.3	

# ACC Player Career Statistics

Year	Name	G	MIN	FG	FGA	PCT	3PT	3PA	PCT	FT	FTA	PCT	OR	TR	AVG	AST	TO	PF	STL	BLK	PTS	AVG
1987-91	Lewis, Cedric.....	95	1882	198	416	47.6	0	0	0.0	139	255	54.5	147	424	4.5	37	119	194	70	239	535	5.6
1984-88	Lewis, Derrick.....	127	4202	564	1044	54	16	38	42.1	314	487	64.5	120	948	7.5	182	268	388	137	339	1458	11.5
2012-14	Lipinski, Connor.....	11	17	1	1	100.0	1	1	100.0	4	6	66.7	0	0	0.0	1	2	2	0	0	7	0.6
1983-86	Long, Terry.....	92	987	87	164	53	0	0	0.0	57	98	58.2	0	208	2.3	40	81	122	28	26	231	2.5
1955-56	Love, John.....	9	0	0	6	0	0	0	0.0	2	3	66.7	0	1	0.1	0	0	0	0	0	2	0.2
1972-76	Lucas, John.....	110	0	862	1643	52.5	0	0	0.0	291	374	77.8	0	374	3.4	514	0	276	0	0	2015	18.3
1992-96	Lucas, Mario.....	116	1926	296	714	41.5	62	171	36.3	135	230	58.7	169	436	3.8	50	139	210	59	44	789	6.8
1966-69	MacDonald, Jon.....	37	0	18	54	33.3	0	0	0.0	10	19	52.6	0	18	0.5	0	0	17	0	0	46	1.2
1975-77	Magid, Brian.....	46	0	69	129	53.5	0	0	0.0	30	35	85.7	0	23	0.5	16	0	27	5	0	168	3.7
1977-81	Manning, Greg.....	118	2024	623	1068	58.3	0	0	0.0	315	367	85.8	0	181	1.5	271	44	228	66	7	1561	13.2
1997-01	Mardesich, Mike.....	137	1866	213	513	41.5	0	0	0.0	86	150	57.3	171	447	3.3	80	136	222	45	74	512	3.7
1959-62	Marshall, Ted.....	57	0	69	178	38.8	0	0	0.0	46	74	62.2	0	157	2.8	0	0	58	0	0	184	3.2
1953-54	Martin, Bill.....	19	0	12	36	33.3	0	0	0.0	21	27	77.8	0	0	0.0	0	0	0	0	0	45	2.4
1988-90	Martin, Jesse.....	61	1034	165	351	47	3	19	15.8	73	104	70.2	72	160	2.6	107	88	121	33	11	406	6.7
1985-90	Massenburg, Tony.....	112	2939	524	1001	52.3	0	3	0.0	306	476	64.3	270	722	6.4	51	187	300	61	97	1354	12.1
2006-08	McAlpin, Jason.....	20	72	5	18	27.8	2	9	22.2	0	2	0	3	13	0.7	4	2	6	1	1	12	0.6
1999-03	McCall, Calvin.....	72	709	72	168	42.9	19	64	29.7	31	46	67.4	42	130	1.8	65	46	64	47	10	194	2.7
1986-90	McCoy, Teyon.....	89	2327	221	507	43.6	132	316	41.8	125	167	74.9	34	156	1.8	294	161	235	59	3	699	7.9
2002-06	McCoy, Chris.....	103	2626	365	789	46.3	103	312	33	275	322	85.4	110	349	3.4	264	190	229	166	47	1108	10.8
1958-61	McDonald, Bob.....	52	0	178	403	44.2	0	0	0.0	85	106	80.2	0	387	7.4	0	0	0	0	0	441	8.5
1956-57	McGinnis, Wayne.....	18	0	8	15	53.3	0	0	0.0	13	25	52	0	36	2	0	0	0	0	0	29	1.6
1990-91	McGloone, Mark.....	11	24	1	5	20	0	0	0.0	4	6	66.7	3	6	0.5	2	3	7	0	1	6	0.5
1989-93	McLinton, Kevin.....	91	2829	358	829	43.2	20	83	24.1	288	370	77.8	117	376	4.1	469	329	269	136	14	1024	11.3
1964-67	McMillen, Jay.....	75	0	508	1125	45.2	0	0	0.0	284	364	78	0	542	7.2	0	0	210	0	0	1300	17.3
1971-74	McMillen, Tom.....	88	0	699	1259	55.5	0	0	0.0	409	512	79.9	0	859	9.8	102	0	212	0	0	1807	20.5
1957-60	McNeil, Charles.....	54	0	290	657	44.1	0	0	0.0	203	264	76.9	0	371	6.9	0	0	0	0	0	783	14.5
1962-65	McWilliams, Sam.....	43	0	102	221	46.2	0	0	0.0	52	75	69.3	0	98	2.3	0	0	69	0	0	256	6.0
2013-14	Metz, A.J.....	1	1	0	0	0.0	0	0	0.0	0	0	0.0	0	0	0.0	0	0	0	0	0	0	0.0
2006-10	Milbourne, Landon.....	117	2883	426	893	47.7	42	117	35.9	210	272	77.2	215	472	4	74	164	277	96	99	1104	9.4
1998-01	Miller, Danny.....	104	2211	227	503	45.1	60	181	33.1	94	162	58	97	266	2.6	213	137	200	104	25	608	5.8
1967-70	Milroy, Tom.....	68	0	146	400	36.5	0	0	0.0	171	238	71.8	0	215	3.2	18	0	186	0	0	463	6.8
2012-14	Mitchell, Charles.....	70	1201	184	358	51.4	0	0	0.0	50	120	41.7	159	407	5.8	26	99	154	21	31	418	6.0
1968-69	Montgomery, Roger.....	4	0	2	4	50	0	0	0.0	0	2	0	0	2	0.5	0	0	0	0	0	4	1.0
1955-58	Moore, Perry.....	69	0	96	234	41	0	0	0.0	93	150	62	0	300	4.3	0	0	0	0	0	285	4.1
1956-57	Moorhead, Bob.....	12	0	1	4	25	0	0	0.0	4	7	57.1	0	4	0.3	0	0	0	0	0	6	0.5
1978-82	Morley, Dutch.....	120	1822	121	256	47.3	0	0	0.0	122	146	83.6	0	192	1.6	460	103	212	170	10	364	3.0
1997-01	Morris, Terence.....	136	3605	645	1300	49.6	101	299	33.8	344	441	78	319	925	6.8	229	274	319	167	256	1735	12.8
2008-12	Mosley, Sean.....	132	3420	370	879	42.1	69	208	33.2	294	374	78.6	195	578	4.4	308	269	214	48	150	1103	8.4
2000-02	Mouton, Byron.....	72	1834	267	549	48.6	31	97	32	180	233	77.3	163	325	4.5	118	97	179	64	15	745	10.3
1963-65	Mueller, Dick.....	17	0	4	13	30.8	0	0	0.0	4	6	66.7	0	9	0.5	0	0	5	0	0	12	0.7
1956-59	Murphy, Bill.....	64	0	72	219	32.9	0	0	0.0	68	113	60.2	0	105	1.6	0	0	0	0	0	212	3.3
1954-55	Murray, Bob.....	4	0	1	4	25	0	0	0.0	0	0	0	0	2	0.5	0	0	0	0	0	2	0.5
1988-90	Mustaf, Jerrod.....	59	1895	393	748	52.5	14	36	38.9	180	238	75.6	141	456	7.7	88	166	128	37	50	980	16.6
1955-58	Nacincik, John.....	77	0	257	606	42.4	0	0	0.0	221	311	71.1	0	414	5.4	0	0	0	0	0	735	9.5
1955-56	Nardone, Bob.....	10	0	2	7	28.6	0	0	0.0	2	6	33.3	0	9	0.9	0	0	0	0	0	6	0.6
1985-89	Nared, Greg.....	74	1313	82	224	36.6	32	109	29.4	55	74	74.3	16	119	1.6	181	132	120	59	7	251	3.4
2005-09	Neal, Dave.....	97	1165	149	350	42.6	44	120	36.7	54	71	76.1	69	218	2.2	33	44	96	34	8	396	4.1
1970-72	Neal, Jack.....	36	0	35	69	50.7	0	0	0.0	30	52	57.7	0	89	2.5	4	0	37	0	0	100	2.8
1986-87	Nevin, Phil.....	13	38	1	2	50.0	0	0	0.0	2	9	22.2	5	17	1.3	1	4	7	2	2	4	0.3
1974-76	Newsome, John.....	37	0	29	61	47.5	0	0	0.0	32	41	78	0	72	1.9	5	0	29	0	0	90	2.4
1999-03	Nicholas, Drew.....	138	2870	413	910	45.4	176	447	39.4	219	277	79.1	63	294	2.1	307	179	191	91	33	1221	8.8
1959-62	Nofsinger, Mike.....	53	0	45	102	44.1	0	0	0.0	25	39	64.1	0	44	0.8	0	0	30	0	0	115	2.2
1969-70	Norman, Steve.....	10	0	8	16	50.0	0	0	0.0	1	3	33.3	0	4	0.4	2	0	4	0	0	17	1.7
1954-57	O'Brien, Bob.....	74	0	389	957	40.6	0	0	0.0	194	271	71.6	0	422	5.7	0	0	0	0	0	972	13.1
1970-73	O'Brien, Jim.....	83	0	467	962	48.5	0	0	0.0	301	375	80.3	0	476	5.7	215	0	217	0	0	1235	14.9
2006-08	Osby, Bambale.....	67	1332	206	385	53.5	0	1	0.0	167	262	63.7	125	345	5.1	43	134	154	27	85	579	8.6
2009-13	Padgett, James.....	127	1836	246	470	52.3	0	0	0.0	160	303	52.8	214	451	3.6	42	98	151	26	33	652	5.1
1982-85	Palmer, Bryan.....	24	86	1	10	10	0	0	0.0	13	21	61.9	0	25	1	5	13	16	1	4	15	0.6
2010-11	Paisson, Haukur.....	32	324	30	66	45.5	12	29	41.4	17	22	77.3	23	66	2.1	25	19	37	10	2	89	2.8
2010-12	Pankay, Ashton.....	33	652	57	126	45.2	0	0	0.0	37	67	55.2	57	156	4.7	84	13	17	18	7	151	4.6
2010-12	Parker, Mychal.....	45	655	52	120	43.3	8	32	25	42	73	57.5	38	113	2.5	56	38	49	10	16	154	3.4
1974-76	Patton, Chris.....	33	0	52	99	52.5	0	0	0.0	36	48	75	0	90	2.7	3	0	47	0	0	140	4.2
2007-10	Pearman, David.....	22	45	3	16	18.8	0	11	0.0	1	1	100	2	5	0.2	1	1	5	1	0	7	0.3
2013-14	Peters, Roddy.....	32	484	50	122	41.0	1	9	11.1	29	45	64.4	11	41	1.3	67	56	33	19	2	130	4.1
1977-78	Peterson, Bruce.....	5	0	3	6	50	0	0	0.0	0	0	0	0	6	1.2	1	0	1	0	0	6	1.2
1953-54	Peterson, John.....	15	0	6	18	33.3	0	0	0.0	5	8	62.5	0	0	0.0	0	0	0	0	0	17	1.1
1992-93	Petrovic, Nemanja.....	10	91	13	33	39.4	0	0	0.0	12	15	80	21	33	3.3	3	8	17	0	5	38	3.8
1980-82																						



# ACC Player Career Statistics

Year	Name	G	MIN	FG	FGA	PCT	3PT	3PA	PCT	FT	FTA	PCT	OR	TR	AVG	AST	TO	PF	STL	BLK	PTS	AVG
1963-64	Suder, George	25	0	137	298	46	0	0	0.0	53	75	70.7	0	66	2.6	0	0	50	0	0	327	13.1
1967-69	Sullivan, Bill	24	0	38	84	45.2	0	0	0.0	14	29	48.3	0	54	2.3	0	0	32	0	0	90	3.8
2011-14	Susskind, Jacob	19	33	0	8	0.0	0	4	0.0	0	0	0.0	1	9	0.5	1	3	2	1	0	0	0.0
1973-74	Swetnam, Stan	12	0	7	13	53.8	0	0	0.0	2	2	100	0	6	0.5	1	0	2	0	0	16	1.3
1990-93	Thibault, Mike	52	185	13	51	25.5	5	25	20	17	29	58.6	16	37	0.7	23	12	38	14	2	48	0.9
1969-70	Thomas, Al	1	0	0	0	0	0	0	0.0	0	0	0	0	0	0	0	0	0	0	0	0	0.0
2011-12	Thomas, Jonathan	18	95	7	20	35	4	13	30.8	3	7	42.9	1	2	0.1	10	4	10	1	2	21	1.2
1975-77	Tillman, James	41	0	91	195	46.7	0	0	0.0	45	57	78.9	0	80	2	26	0	57	11	0	227	5.5
1971-74	Trimble, Jap	53	0	136	271	50.2	0	0	0.0	62	91	68.1	0	116	2.2	69	0	90	0	0	334	6.3
2007-11	Tucker, Cliff	131	2183	303	671	45.2	80	227	35.2	96	150	64	93	297	2.3	169	126	149	89	40	782	6.0
1955-56	Urbanik, John	12	0	9	32	28.1	0	0	0.0	7	16	43.8	0	42	3.5	0	0	0	0	0	25	2.1
2006-10	Vasquez, Greivis	136	4568	751	1769	42.5	230	699	32.9	439	530	82.8	132	647	4.8	772	450	302	191	39	2171	16.0
1980-84	Veal, Herman	103	2672	260	518	50.2	0	1	0.0	220	293	75.1	0	636	6.2	89	60	265	55	19	740	7.2
1966-67	Veith, Dennis	7	0	0	0	0	0	0	0.0	0	0	0	0	0	0	0	0	1	0	0	0	0.0
1954-55	Vodopia, Mark	10	0	0	4	0	0	0	0.0	2	3	66.7	0	2	0.2	0	0	0	0	0	2	0.2
1987-90	Walker, Rodney	21	107	14	26	53.8	0	0	0.0	5	11	45.5	8	19	0.9	2	14	15	2	1	33	1.6
2007-08	Walker, Shane	24	128	4	10	40	0	1	0.0	4	9	44.4	3	24	1	4	9	27	2	6	12	0.5
1991-93	Walsh, John	48	379	37	103	35.9	5	15	33.3	38	49	77.6	35	76	1.6	18	16	48	13	3	117	2.4
1963-66	Ward, Gary	65	0	450	972	46.3	0	0	0.0	194	248	78.2	0	615	9.5	0	182	0	0	0	1094	16.8
1967-69	Warren, Homer	14	0	11	24	45.8	0	0	0.0	11	18	61.1	0	25	1.8	0	16	0	0	0	33	2.4
1973-74	Washington, Wilson	1	0	5	100	0	0	0	0.0	1	2	0	0	2	0	0	0	1	0	0	10	10.0
1996-99	Watkins, Brian	54	363	52	111	46.8	4	10	40	31	51	60.8	27	103	1.9	9	34	50	7	10	139	2.6
1953-55	Webster, Dave	45	0	28	84	33.3	0	0	0.0	31	48	64.6	0	22	1.3	0	0	0	0	0	87	1.9
2010-12	Wejcs, Berend	55	474	47	88	53.4	0	1	0.0	9	26	34.6	38	81	1.5	67	12	21	42	8	103	1.9
1956-59	Weingarten, Doc	53	0	39	92	42.4	0	0	0.0	60	81	74.1	0	105	2	0	0	0	0	0	138	2.6
2012-14	Wells, Dez	70	2067	345	683	50.5	40	125	32.0	245	318	77.0	66	324	4.6	182	187	155	68	47	498	13.1
1972-73	White, Donald	14	0	5	11	45.5	0	0	0.0	2	4	50	0	5	0.4	1	0	9	0	0	12	0.9
1970-73	White, Howard	76	0	293	680	43.1	0	0	0.0	128	186	68.8	0	160	2.1	155	0	101	0	0	714	9.4
2000-02	Wilcox, Chris	70	1160	224	431	52	0	2	0.0	106	180	58.9	123	330	4.7	69	72	141	34	71	554	7.9
1968-70	Wiles, Mickey	52	0	187	474	39.5	0	0	0.0	186	254	73.2	0	91	1.8	135	0	181	0	0	560	10.8
1987-88	Williams, Brian	29	813	156	260	60	0	0	0.0	51	76	67.1	74	173	6	22	68	90	17	36	363	12.5
1978-81	Williams, Buck	85	1775	446	725	61.5	0	0	0.0	261	419	62.3	0	928	10.9	76	44	258	75	86	1153	13.6
1964-67	Williams, Gary	74	0	127	282	45	0	0	0.0	76	141	53.9	0	236	3.2	0	0	117	0	0	330	4.5
2009-11	Williams, Jordan	66	1890	339	642	52.8	0	0	0.0	195	349	55.9	215	672	10.2	28	84	170	47	77	873	13.2
1988-89	Williams, Steve	2	6	2	3	66.7	0	0	0.0	0	0	0	1	1	0.5	0	0	0	0	0	4	2.0
1988-92	Williams, Walt	105	3189	583	1251	46.6	154	429	35.9	384	504	76.2	160	478	4.6	410	377	340	175	81	1704	16.2
1958-61	Wilson, Bob	52	0	96	232	41.4	0	0	0.0	65	94	69.1	0	209	4	0	0	0	0	0	257	4.9
1963-66	Wise, Rick	76	0	274	576	47.6	0	0	0.0	170	261	65.1	0	431	5.7	0	0	181	0	0	718	9.4
1984-85	Woods, Ed	5	7	0	0	0	0	0	0.0	3	7	42.9	0	3	0.6	0	2	1	0	0	3	0.6
1986-87	Worstell, Tom	8	13	0	0	0	0	0	0.0	2	2	100	0	0	0	0	1	0	0	0	2	0.3
1968-69	Worthington, Chuck	26	0	46	105	43.8	0	0	0.0	51	67	76.1	0	100	3.8	0	0	54	0	0	143	5.5
1970-71	Yates, Barry	26	0	141	318	44.3	0	0	0.0	60	83	72.3	0	224	8.6	53	0	77	0	0	342	13.2
1967-68	Yoho, Tom	10	0	2	15	13.3	0	0	0.0	0	0	0	0	3	0.3	0	0	6	0	0	4	0.4
1989-90	Young, Curley	20	106	10	33	30.3	1	3	33.3	8	18	44.4	9	22	1.1	12	12	23	6	0	29	1.5
1953-58	Young, Tom	53	0	161	389	41.4	0	0	0.0	165	244	67.6	0	120	5.2	0	0	0	0	0	487	9.2
1991-92	Zizakovic, Lubo	1	8	0	1	0	0	0	0.0	1	4	25	0	1	1	0	1	0	0	0	1	1.0

## Miami

2009-14	Adams, Garris	120	2976	261	708	36.9	105	360	29.2	177	267	66.3	92	395	3.3	197	161	172	113	20	804	6.7
2011-14	Akpejori, Raphael	85	595	28	66	42.4	0	0	0.0	41	67	61.2	56	128	1.5	5	22	91	10	38	97	1.1
2009-10	Allen, Antoine	17	137	13	36	36.1	10	24	41.7	13	19	68.4	0	13	0.8	12	14	11	10	1	49	2.9
2005-09	Asbury, Brian	130	2832	329	775	42.5	76	262	29.0	227	292	77.7	199	536	4.1	145	145	178	110	48	961	7.4
2004-05	Bateman, Glenn	11	39	2	9	22.2	0	0	0.0	2	5	40.0	4	9	0.8	1	2	9	2	0	6	0.5
2010-14	Brown, Rion	136	3191	377	930	40.5	174	523	33.3	196	262	74.8	110	423	3.1	144	127	209	67	10	1124	8.3
2006-07	Buncum, Omari	1	1	0	0	0.0	0	0	0.0	0	0	0	0	0	0	0	0	0	0	0	0	0.0
2004-06	Butler, Lee	13	49	1	3	33.3	0	0	0.0	6	11	54.5	0	9	0.7	6	6	7	2	0	8	0.6
2005-07	Clemente, Denis	61	1406	167	432	38.7	57	181	31.5	59	89	66.3	35	110	1.8	159	103	122	43	4	450	7.4
2006-10	Collins, Dwayne	126	2877	463	820	56.5	0	0	0.0	319	567	56.3	373	879	7.0	109	222	270	86	93	1245	9.9
2004-07	Copeland, Keaton	28	372	27	59	45.8	2	9	22.2	9	24	37.5	32	64	2.3	21	18	56	24	9	65	2.3
2012-13	Daniels, Bishop	3	50	5	11	45.5	3	3	100.0	2	2	100.0	1	3	1.0	3	4	5	6	0	15	5.0
2006-10	Dews, James	130	3112	399	958	41.6	170	489	34.8	122	154	79.2	77	338	2.6	166	106	261	105	19	1090	8.4
2004-06	Diaz, Guillermo	63	2192	384	884	43.4	139	382	36.4	217	289	75.1	48	226	3.6	174	137	110	83	16	1124	17.8
2013-14	Fernandez, Mike	3	4	0	0	0.0	0	0	0.0	0	0	0	0	0	0	0	3	0	0	0	0	0.0
2004-05	Frisby, William	28	667	89	199	44.7	4	11	36.4	61	73	83.6	88	178	6.4	11	47	88	19	11	243	8.7
2008-13	Gamble, Julian	129	1898	224	412	54.4	1	5	20.0	101	193	52.3	176	457	3.5	57	102	247	47	132	550	4.3
2006-07	Gilbert, Lawrence	20	119	11	32	34.4	3	10	30.0	5	9	55.6	14	26	1.3	7	8	14	2	1	30	1.5
2006-08	Glover, Landon	9	16	0	2	0.0	0	0	0.0	2	2	100.0	1	3	0.3	2	3	4	1	0	2	0.2
2005-09	Graham, Jimmy	120	1934	202	398	50.8	0	1	0.0	105	208	50.5	172	502	4.2	47	140	290	62	104	509	4.2
2009-12	Grant, Malcolm	100	2869	362	940	38.5	223	576	38.7	238	292	81.5	21	193	1.9	127	292	211	3	73	1185	11.9
2004-06	Hamilton, Gary	63	1383	102	185	55.1	1	1	100.0	42	83	50.6	160	368	5.8	57	71					

# ACC Player Career Statistics

Year	Name	G	MIN	FG	FGA	PCT	3PT	3PA	PCT	FT	FTA	PCT	OR	TR	AVG	AST	TO	PF	STL	BLK	PTS	AVG
1980-82	Barlow, Jeb.....	58	225	18	46	39.1	0	0	0.0	14	21	66.7	0	39	0.7	10	21	29	8	1	50	0.9
2010-12	Barnes, Harrison.....	75	2198	439	1018	43.1	116	332	34.9	234	319	73.4	149	414	5.5	140	96	146	29	68	1228	16.4
1994-95	Barnes, Octavius.....	5	5	0	3	0.0	0	1	0.0	0	0	0.0	0	0	0.0	0	0	2	0	0	0	0.0
1972-75	Bell, Mickey.....	71	0	30	52	57.7	0	0	0.0	42	67	62.7	0	68	1.0	41	0	47	0	0	102	1.4
1963-66	Bennett, Bob.....	70	0	148	326	45.4	0	0	0.0	90	144	62.5	0	305	4.4	0	0	191	0	0	386	5.5
1997-02	Bersticker, Brian.....	106	826	138	259	53.3	3	10	30.0	44	65	67.7	56	196	1.8	31	47	137	16	72	323	3.0
1978-82	Black, Jimmy.....	127	2892	258	512	50.4	0	0	0.0	212	289	73.4	0	147	1.2	525	268	275	175	18	728	5.7
2003-04	Bohlender, Justin.....	18	134	7	22	31.8	0	0	0.0	8	13	61.5	6	19	1.1	5	7	16	5	7	22	1.2
2010-11	Bolick, Daniel.....	14	19	1	4	25.0	0	1	0.0	4	4	100.0	0	5	0.4	2	1	1	0	0	6	0.4
2000-02	Boone, Adam.....	60	1030	81	194	41.8	44	110	40.0	45	56	80.4	7	91	1.5	133	105	66	34	4	251	4.2
1966-67	Bostick, Jim.....	14	0	8	19	42.1	0	0	0.0	2	5	40.0	0	8	0.6	0	0	3	0	0	18	1.3
1962-63	Bowers, Bruce.....	1	0	0	0	0.0	0	0	0.0	0	0	0.0	0	0	0.0	0	0	0	0	0	0	0.0
1979-83	Braddock, Jimmy.....	136	1833	198	434	45.6	43	93	46.2	106	127	83.5	0	80	0.6	228	133	91	57	1	545	4.0
1975-79	Bradley, Dudley.....	120	0	221	485	45.6	0	0	0.0	80	145	55.2	0	285	2.4	129	0	177	190	16	522	4.4
1955-58	Brennan, Pete.....	81	0	413	991	41.7	0	0	0.0	506	715	70.8	0	854	10.5	0	0	248	0	0	1332	16.4
2013-14	Britt, Nate.....	34	711	58	158	36.7	3	12	25.0	54	68	79.4	7	49	1.4	80	58	84	37	3	173	5.1
1997-01	Brooker, Michael.....	71	364	24	90	26.7	16	69	23.2	11	20	55.0	14	36	0.5	29	48	39	12	1	75	1.1
1962-65	Brown, Bill.....	44	0	16	43	37.2	0	0	0.0	28	41	68.3	0	42	1.0	0	0	18	0	0	60	1.4
1966-69	Brown, Joe.....	89	0	167	399	41.9	0	0	0.0	68	121	56.2	0	280	3.1	15	0	125	0	0	402	4.5
1960-63	Brown, Larry.....	56	0	220	489	45.0	0	0	0.0	221	283	78.1	0	130	2.3	0	0	163	0	0	661	11.8
1958-61	Brown, Lou.....	40	91	25	49	51.0	0	0	0.0	19	31	61.3	0	27	0.7	7	0	30	0	0	69	1.7
1981-83	Brownlee, John.....	46	207	24	34	70.6	0	0	0.0	4	14	28.6	0	51	1.1	3	26	27	5	4	52	1.1
1978-82	Brust, Chris.....	89	467	38	71	53.5	0	0	0.0	27	51	52.9	0	108	1.2	23	45	50	9	0	103	1.2
1984-85	Brust, Matthew.....	8	18	1	3	33.3	0	0	0.0	0	3	0.0	0	4	0.5	3	0	2	0	0	2	0.3
1973-77	Buckley, Bruce.....	98	0	105	211	49.8	0	0	0.0	74	112	66.1	0	156	1.6	51	0	68	23	6	284	2.9
1985-89	Bucknall, Steve.....	130	2605	333	696	47.8	71	168	42.3	237	314	75.5	0	392	3.0	382	222	208	99	8	974	7.5
1977-81	Budko, Pete.....	105	691	87	172	50.6	0	0	0.0	26	51	51.0	0	231	2.2	61	36	132	16	80	200	1.9
2010-13	Bullock, Reggie.....	100	2457	358	815	43.9	188	486	38.7	85	118	72.0	156	495	5.0	169	94	121	87	21	989	9.9
1966-69	Bunting, Bill.....	95	0	398	774	51.4	0	0	0.0	273	369	74.0	0	612	6.4	42	0	264	0	0	1069	11.3
1991-92	Burgess, Jason.....	13	39	0	4	0.0	0	0	0.0	1	4	25.0	3	7	0.5	3	2	5	4	0	1	0.1
2005-07	Burke, Dewey.....	32	49	6	20	30.0	5	17	29.4	3	6	50.0	2	8	0.3	2	7	4	1	0	20	0.6
1961-63	Burns, Charlie.....	15	0	7	11	63.6	0	0	0.0	0	0	0.0	0	1	0.1	0	0	2	0	0	14	0.9
1992-96	Calabria, Dante.....	135	3188	373	825	45.2	193	469	41.2	159	221	71.9	115	426	3.2	336	195	226	116	8	1098	8.1
1960-63	Callahan, Peppy.....	22	0	14	14	7.1	0	0	0.0	4	9	44.4	0	6	0.3	0	0	7	0	0	6	0.3
1965-66	Campbell, Greg.....	15	0	4	10	40.0	0	0	0.0	4	8	50.0	0	4	0.3	0	0	5	0	0	12	0.8
2007-10	Campbell, Marc.....	51	103	5	19	26.3	3	12	25.0	3	4	75.0	1	9	0.2	20	20	5	8	0	16	0.3
1998-02	Capel, Jason.....	120	3845	453	1022	44.3	164	437	37.5	377	458	82.3	214	807	6.7	329	257	302	123	23	1447	12.1
1995-98	Carter, Vince.....	103	2677	481	880	54.7	99	269	36.8	206	292	70.5	183	466	4.5	197	123	190	114	80	1267	12.3
1968-71	Chadwick, Dave.....	77	0	179	315	56.8	0	0	0.0	76	111	68.5	0	214	2.9	35	0	76	0	0	434	5.9
1969-72	Chamberlain, Bill.....	74	0	389	720	54.0	0	0	0.0	179	255	70.2	0	475	6.2	190	0	208	0	0	957	12.4
1969-72	Chambers, Bill.....	58	0	35	72	48.6	0	0	0.0	53	72	73.6	0	56	1.0	19	0	25	0	0	123	2.1
1972-76	Chambers, Bill.....	97	0	52	116	44.8	0	0	0.0	21	35	60.0	0	58	0.6	41	0	19	7	0	125	1.3
1989-93	Cherry, Scott.....	76	306	34	73	46.6	6	18	33.3	38	60	63.3	9	47	0.6	51	35	28	16	4	112	1.5
1987-91	Chilcutt, Pete.....	140	3180	483	904	53.4	20	58	34.5	164	231	71.0	0	766	5.5	188	226	155	115	83	1150	8.2
1954-55	Clark, Buddy.....	6	0	1	3	33.3	0	0	0.0	4	6	66.7	0	3	0.5	0	0	0	0	0	6	1.0
1966-69	Clark, Rusty.....	91	0	513	1003	51.1	0	0	0.0	313	448	69.9	0	929	10.2	35	0	282	0	0	1339	14.7
1976-80	Colescott, Dave.....	103	734	198	404	49.0	0	0	0.0	110	150	73.3	0	86	0.8	150	35	124	83	2	506	4.9
1974-77	Coley, Woody.....	53	0	4	16	25.0	0	0	0.0	0	1	0.0	0	21	0.4	1	0	14	1	0	8	0.2
1960-61	Conlon, Marty.....	8	0	2	6	33.3	0	0	0.0	0	0	0.0	0	4	0.5	0	0	1	0	0	4	0.5
1961-64	Cooke, Mike.....	61	0	200	460	43.5	0	0	0.0	65	99	65.7	0	181	3.0	0	0	175	0	0	465	7.6
2010-12	Cooper, Stewart.....	33	49	2	6	33.3	0	0	0.0	1	3	33.3	2	5	0.2	1	4	5	0	1	5	0.2
2005-09	Copeland, Mike.....	78	233	31	62	50.0	0	2	0.0	23	32	71.9	21	66	0.8	9	20	36	2	10	85	1.1
1969-72	Corson, Craig.....	71	0	31	71	43.7	0	0	0.0	29	51	56.9	0	122	1.7	27	0	72	0	0	91	1.3
1996-00	Cota, Ed.....	138	4631	438	969	45.2	93	250	37.2	292	398	73.4	106	517	3.7	1030	470	176	192	25	1261	9.1
1970-71	Cox, John.....	9	0	1	5	20.0	0	0	0.0	1	3	33.3	0	4	0.4	2	0	4	0	0	3	0.3
1973-78	Crompton, Jeff.....	36	0	53	108	49.1	0	0	0.0	20	44	45.5	0	117	3.3	32	0	62	11	33	126	3.5
1957-60	Crotty, John.....	55	63	15	36	41.7	0	0	0.0	27	45	60.0	0	30	0.5	2	0	48	0	0	57	1.0
2010-12	Crouch, Patrick.....	35	58	7	19	36.8	2	9	22.2	2	4	50.0	0	7	0.2	8	6	12	0	1	18	0.5
1962-65	Cunningham, Billy.....	69	0	656	1387	47.3	0	0	0.0	397	633	62.7	0	1062	15.4	0	0	262	0	0	1709	24.8
1955-58	Cunningham, Bob.....	78	0	154	434	35.5	0	0	0.0	103	180	57.2	0	410	5.3	0	0	220	0	0	411	5.3
1998-01	Curry, Ronald.....	54	1114	76	217	35.0	26	99	26.3	48	81	59.3	17	133	2.5	162	120	83	44	0	226	4.2
1982-86	Daugherty, Brad.....	135	3973	760	1226	62.0	0	1	0.0	392	560	70.0	0	1003	7.4	214	295	402	92	146	1912	14.2
2008-10	Davis, Ed.....	61	1357	210	383	54.8	0	0	0.0	142	228	62.3	149	470	7.7	44	86	116	24	129	562	9.2
1988-92	Davis, Hubert.....	137	2919	557	1118	49.8	197	453	43.5	304	371	81.9	27	248	1.8	179	135	129	108	23	1615	11.8
1992-94	Davis, Larry.....	38	124	28	61	45.9	2	11	18.2	26	38	68.4	10	28	0.7	12	9	7	11	0	84	2.2
2012-14	Davis, Luke.....	41	212	4	10	40.0	2	8	25.0	2	6	33.3	1	12	0.3	35	13	16	5	0	12	0.3
1973-77	Davis, Walter.....	119	0	754	1420	53.1	0	0	0.0	355	459	77.3	0	670	5.6	409	0	247	149	38	1863	15.7
1984-86	Daye, James.....	25	57																			

# ACC Player Career Statistics

Year	Name	G	MIN	FG	FGA	PCT	3PT	3PA	PCT	FT	FTA	PCT	OR	TR	AVG	AST	TO	PF	STL	BLK	PTS	AVG
2007-10	Graves, Will	92	1284	173	454	38.1	102	276	37.0	65	83	78.3	96	270	2.9	58	67	112	35	12	513	5.6
2005-09	Green, Danny	145	2889	491	1079	45.5	184	491	37.5	202	239	84.5	204	590	4.1	256	208	277	160	154	1368	9.4
1954-56	Greene, Hilliard	18	0	4	16	25.0	0	0	0.0	3	11	27.3	0	15	0.8	0	0	7	0	0	11	0.6
1988-90	Greene, John	27	46	4	16	25.0	0	0	0.0	4	9	44.4	0	13	0.5	0	3	0	0	1	12	0.4
1965-66	Gribble, Dixon	5	0	6	13	46.2	0	0	0.0	1	1	100.0	0	13	2.6	0	0	0	0	0	13	2.6
1956-57	Groll, Stan	12	0	10	27	37.0	0	0	0.0	5	9	55.6	0	18	1.5	0	0	10	0	0	25	2.1
1966-69	Grubar, Dick	92	0	342	722	47.4	0	0	0.0	232	337	68.8	0	285	3.1	80	0	225	0	0	916	10.0
2011-13	Hairston, P.J.	71	1286	220	567	38.8	127	364	34.9	140	175	80.0	93	228	3.2	74	66	118	57	20	707	10.0
1982-86	Hale, Steve	131	3176	359	690	52.0	5	17	29.4	230	283	81.3	0	291	2.2	503	263	293	164	7	953	7.3
1973-76	Hanners, Dave	65	0	26	59	44.1	0	0	0.0	10	22	45.5	0	35	0.5	38	0	15	21	1	62	1.0
2005-09	Hansbrough, Tyler	142	4394	939	1752	53.6	12	38	31.6	982	1241	79.1	482	1219	8.6	154	297	348	180	66	2872	20.2
1989-91	Harris, Kenny	59	222	33	89	37.1	12	40	30.0	18	28	64.3	0	33	0.6	24	31	26	12	0	96	1.6
1963-64	Harrison, Bill	2	0	1	2	50.0	0	0	0.0	0	0	0.0	0	0	0.0	0	0	2	0	0	2	1.0
1972-74	Harrison, Ray	50	0	153	298	51.3	0	0	0.0	36	52	69.2	0	81	1.6	132	0	96	0	0	342	6.8
1974-76	Harry, Eric	12	0	2	7	28.6	0	0	0.0	3	4	75.0	0	8	0.7	1	0	1	0	0	7	0.6
1963-65	Hassell, Pud	23	0	10	27	37.0	0	0	0.0	3	8	37.5	0	22	1.0	0	0	16	0	0	23	1.0
1963-66	Hassell, Ray	50	0	37	80	46.3	0	0	0.0	18	30	60.0	0	36	0.7	0	0	52	0	0	92	1.8
2010-11	Hatchell, Van	11	16	0	5	0.0	0	0	0.0	1	2	50.0	1	4	0.4	1	2	2	0	0	1	0.1
1956-57	Hathaway, Bill	15	0	16	48	33.3	0	0	0.0	10	24	41.7	0	75	5.0	0	0	10	0	0	42	2.8
1997-01	Haywood, Brendan	141	3315	541	849	63.7	0	0	0.0	329	554	59.4	323	839	6.0	118	223	345	47	304	1411	10.0
1954-55	Henderson, Will	6	0	4	0	0.0	0	0	0.0	2	4	50.0	0	0	0.0	0	0	2	0	0	2	0.3
1986-89	Hensley, Marty	41	128	16	37	43.2	0	1	0.0	16	27	59.3	0	27	0.7	2	13	16	5	3	48	1.2
2009-12	Henson, John	109	2594	475	955	49.7	5	24	20.8	169	350	48.3	268	884	8.1	159	108	165	279	66	1124	10.3
2013-14	Hicks, Isaiah	34	249	15	36	41.7	1	5	20.0	11	19	57.9	14	35	1.0	7	14	35	5	12	42	1.2
1971-74	Hite, Ray	86	0	42	92	45.7	0	0	0.0	38	53	71.7	0	55	0.6	73	0	51	0	0	122	1.4
1972-75	Hoffman, Brad	90	0	197	402	49.0	0	0	0.0	69	83	83.1	0	76	0.8	205	0	123	0	0	463	5.1
1956-59	Holland, Gehrman	20	15	5	11	45.5	0	0	0.0	2	3	66.7	0	6	0.3	1	0	8	0	0	12	0.6
2003-05	Holley, Jesse	25	54	8	20	40.0	1	5	20.0	7	14	50.0	1	13	0.5	5	6	13	5	2	24	1.0
1999-03	Holmes, Jonathan	76	293	16	41	39.0	12	28	42.9	13	15	86.7	3	34	0.4	41	21	24	5	0	57	0.8
2003-05	Hooker, C.J.	34	63	10	22	45.5	0	0	0.0	2	13	15.4	9	19	0.6	5	4	4	4	1	22	0.6
1969-72	Huband, Kim	75	0	147	292	50.3	0	0	0.0	95	112	84.8	0	144	1.9	81	0	94	0	0	389	5.2
2011-14	Hubert, Desmond	92	650	34	68	50.0	0	0	0.0	9	44	20.5	64	131	1.4	13	29	66	11	49	77	0.8
1959-62	Hudock, Jim	61	0	205	443	46.3	0	0	0.0	148	228	64.9	0	397	6.5	0	0	160	0	0	558	9.1
1982-87	Hunter, Curtis	121	1431	201	357	56.3	2	5	40.0	104	148	70.3	0	185	1.5	155	111	153	67	3	508	4.2
1986-88	Hyatt, Rodney	28	71	9	21	42.9	2	5	40.0	10	14	71.4	0	7	0.3	17	10	6	1	0	30	1.1
1963-64	Iannarella, Mike	3	0	0	1	0.0	0	0	0.0	0	0	0.0	0	0	0.0	0	0	1	0	0	0	0.0
2012-14	James, Joel	60	517	49	107	45.8	0	0	0.0	23	34	67.6	57	153	2.6	12	38	72	9	14	121	2.0
1995-98	Jamison, Antawn	104	3478	787	1364	57.7	8	27	29.6	392	635	61.7	376	1027	9.9	93	183	256	93	85	1974	19.0
1971-72	Jamison, Roger	5	0	2	8	25.0	0	0	0.0	0	1	0.0	0	0	0.0	1	0	0	0	0	4	0.8
1987-88	Jenkins, Joe	15	48	7	11	63.6	0	0	0.0	0	0	0.0	0	12	0.8	4	3	3	2	0	14	0.9
2012-14	Johnson, Brice	70	1041	240	441	54.4	0	0	0.0	66	108	61.1	110	324	4.6	40	59	151	42	62	546	7.8
1963-64	Johnson, Earl	1	0	0	0	0.0	0	0	0.0	0	0	0.0	0	0	0.0	0	0	1	0	0	0	0.0
1999-03	Johnson, Will	107	960	58	152	38.2	30	85	35.3	61	83	73.5	59	158	1.5	60	45	95	10	2	207	1.9
2010-11	Johnston, D.J.	13	21	2	8	25.0	0	1	0.0	0	0	0.0	2	8	0.6	1	1	0	0	1	4	0.3
1970-73	Johnson, Donn	96	0	161	308	52.3	0	0	0.0	47	75	62.7	0	219	2.3	149	0	102	0	0	369	3.8
1971-74	Jones, Bobby	92	0	522	859	60.8	0	0	0.0	220	343	64.1	0	817	8.9	285	0	239	0	0	1264	13.7
1960-62	Jones, Harry	15	0	3	13	23.1	0	0	0.0	0	6	0.0	0	12	0.8	0	0	11	0	0	6	0.4
1981-84	Jordan, Michael	101	3107	720	1333	54.0	34	76	44.7	314	420	74.8	0	509	5.0	181	200	271	169	71	1788	17.8
1970-73	Karl, George	94	0	494	964	51.2	0	0	0.0	305	391	78.0	0	279	3.0	394	0	278	0	0	1293	13.7
1961-64	Katz, Art	21	0	6	13	46.2	0	0	0.0	6	10	60.0	0	29	1.4	0	0	16	0	0	18	0.9
1955-58	Kearns, Tommy	80	0	311	752	41.4	0	0	0.0	308	463	66.5	0	238	3.0	0	0	202	0	0	930	11.6
1978-81	Kenny, Eric	72	179	23	48	47.9	0	0	0.0	20	33	60.6	0	48	0.7	12	6	25	9	0	66	0.9
1957-61	Kepley, Dick	74	796	225	558	40.3	0	0	0.0	141	203	69.5	0	499	6.7	38	0	188	0	0	591	8.0
2010-11	Knox, Justin	37	534	63	120	52.5	0	0	0.0	43	67	64.2	40	118	3.2	13	42	70	8	12	169	4.6
1953-54	Kocornik, Dick	15	0	7	17	41.2	0	0	0.0	8	23	34.8	0	21	1.4	0	0	25	0	0	22	1.5
1976-77	Krafcisin, Steve	29	0	29	58	50.0	0	0	0.0	25	35	71.4	0	43	1.5	10	0	34	6	5	83	2.9
1960-63	Krause, Dieter	32	0	20	41	48.8	0	0	0.0	15	34	44.1	0	48	1.5	0	0	31	0	0	55	1.7
1973-77	Kuester, John	121	0	251	521	48.2	0	0	0.0	146	193	75.6	0	169	1.4	370	0	162	118	8	648	5.4
1972-76	Kupchak, Mitch	119	0	651	1110	58.6	0	0	0.0	309	465	66.5	0	1006	8.5	160	0	214	15	32	1611	13.5
1999-00	Laczkowski, Matt	7	9	0	1	0.0	0	0	0.0	0	2	0.0	0	1	0.1	0	0	2	0	0	0	0.0
1973-77	LaGarde, Tommy	102	0	367	630	58.3	0	0	0.0	273	358	76.3	0	545	5.3	82	0	191	44	46	1007	9.9
1992-95	Landry, Pearce	56	581	54	121	44.6	24	67	35.8	27	33	81.8	24	62	1.1	65	39	58	20	3	159	2.8
1998-02	Lang, Kris	128	3259	576	1078	53.4	0	1	0.0	240	387	62.0	219	678	5.3	73	207	278	81	94	1392	10.9
1958-61	Laresse, York	72	854	468	1057	44.3	0	0	0.0	351	441	79.6	0	407	5.7	73	0	206	0	0	1287	17.9
2006-09	Lawson, Ty	105	2835	463	896	51.7	112	278	40.3	337	432	78.0	65	303	2.9	608	219	205	184	10	1375	13.1
1985-89	Lebo, Jeff	133	4048	524	1095	47.9	211	493	42.8	308	367	83.9	0	327	2.5	580	263	284	159	7	1567	11.8
1964-67	Lewis, Bob	83	0	662	1352	49.0	0	0	0.0	512	660	77.6	0	510	6.1	0	0	194	0	0	1836	22.1
1953-55	Lifson, Al	40	0	195	476	41.0	0	0	0.0	169	236	71.6	0	154	3.9	0	0	147				



# ACC Player Career Statistics

Year	Name	G	MIN	FG	FGA	PCT	3PT	3PA	PCT	FT	FTA	PCT	OR	TR	AVG	AST	TO	PF	STL	BLK	PTS	AVG
1983-85	Morris, Cliff	25	54	5	11	45.5	0	0	0.0	5	11	45.5	0	8	0.3	1	3	2	4	1	15	0.6
2000-02	Morrison, Brian	60	764	94	280	33.6	59	170	34.7	50	72	69.4	14	75	1.3	110	101	115	24	5	297	5.0
1964-65	Morrison, Ian	22	0	70	151	46.4	0	0	0.0	9	13	69.2	0	28	1.3	0	0	27	0	0	149	6.8
1996-98	Ndiaye, Makhtar	71	1161	117	253	46.2	4	12	33.3	42	71	59.2	79	209	2.9	35	69	186	28	69	280	3.9
1994-96	Neal, David	26	53	3	8	37.5	1	4	25.0	2	4	50.0	3	8	0.3	8	3	4	4	0	9	0.3
1996-00	Newby, Terence	85	389	32	94	34.0	17	45	37.8	10	23	43.5	10	41	0.5	58	57	31	15	6	91	1.1
2002-06	Noel, David	127	2947	349	656	53.2	64	181	35.4	118	201	58.7	209	549	4.3	247	220	254	137	60	880	6.9
1985-87	Norwood, Michael	35	126	8	26	30.8	1	6	16.7	17	26	65.4	0	13	0.4	9	16	14	6	1	34	1.0
1971-74	O'Donnell, John	85	0	178	332	53.6	0	0	0.0	70	120	58.3	0	140	1.6	124	0	139	0	0	426	5.0
1976-80	O'Koren, Mike	117	1012	643	1124	57.2	0	0	0.0	479	660	72.6	0	815	7.0	348	73	327	183	37	1765	15.1
1995-99	Okulaja, Ademola	139	4390	424	967	43.8	143	382	37.4	263	387	68.0	310	890	6.4	327	256	273	175	33	1254	9.0
1997-01	Owens, Max	119	1597	254	574	44.3	76	223	34.1	125	153	81.7	70	171	1.4	86	122	124	55	18	709	6.0
2012-14	Paige, Marcus	69	2232	286	701	40.8	131	352	37.2	179	207	86.5	26	203	2.9	304	159	129	99	12	882	12.8
1977-81	Pepper, Mike	86	1093	147	285	51.6	0	0	0.0	41	54	75.9	0	75	0.9	68	48	105	50	2	335	3.9
1999-01	Peppers, Julius	56	928	119	196	60.7	0	0	0.0	79	123	64.2	78	208	3.7	28	63	117	32	23	317	5.7
1980-84	Perkins, Sam	135	4459	786	1364	57.6	12	28	42.9	561	705	79.6	0	1167	8.6	160	272	350	125	245	2145	15.9
1981-85	Peterson, Buzz	119	1674	213	462	46.1	15	30	50.0	72	97	74.2	0	145	1.2	164	103	94	42	0	513	4.3
2009-10	Petree, Terrence	12	17	3	4	75.0	0	0	0.0	0	2	0.0	1	6	0.5	1	2	1	0	0	6	0.5
1990-94	Phelps, Derrick	132	3239	339	757	44.8	59	183	32.2	232	323	71.8	119	432	3.3	637	339	234	247	18	969	7.3
1957-60	Poole, Grey	38	18	8	29	27.6	0	0	0.0	8	13	61.5	0	40	1.1	0	0	26	0	0	24	0.6
1983-87	Popson, Dave	134	1906	329	632	52.1	0	1	0.0	102	135	75.6	0	382	2.9	100	123	273	41	55	760	5.7
1959-63	Poteet, Yogi	57	0	160	396	40.4	0	0	0.0	53	79	67.1	0	90	1.6	0	0	96	0	0	373	6.5
1969-72	Previs, Steve	89	0	183	457	40.0	0	0	0.0	131	200	65.5	0	230	2.6	286	0	219	0	0	497	5.6
2001-04	Price, Damien	24	40	2	11	18.2	1	4	25.0	1	2	50.0	1	4	0.2	2	2	5	3	0	6	0.3
1955-57	Quigg, Joe	54	0	203	485	41.9	0	0	0.0	188	275	68.4	0	475	8.8	0	0	164	0	0	594	11.0
1953-57	Radovich, Tony	79	0	220	519	42.4	0	0	0.0	182	232	78.4	0	254	3.2	0	0	161	0	0	622	7.9
1990-94	Reese, Brian	134	2570	435	869	50.1	47	148	31.8	196	305	64.3	177	436	3.3	266	260	140	70	17	1113	8.3
1986-89	Reid, J.R.	96	2788	584	972	60.1	0	0	0.0	384	575	66.8	0	731	7.6	159	292	304	109	86	1552	16.2
1962-65	Respass, Ray	68	0	273	587	46.5	0	0	0.0	110	141	78.0	0	369	5.4	0	0	167	0	0	656	9.6
1987-91	Rice, King	140	3206	267	625	42.7	75	215	34.9	252	330	76.4	0	204	1.5	629	287	158	147	1	861	6.2
2012-14	Robinson, Denzel	20	30	2	4	50.0	0	0	0.0	0	0	0.0	3	9	0.5	1	2	1	0	0	4	0.2
1981-83	Robinson, Lynwood	18	37	7	12	58.3	0	0	0.0	1	5	20.0	0	3	0.2	6	8	2	4	0	15	0.8
1989-93	Rodl, Henrik	140	1945	170	326	52.1	55	142	38.7	75	126	59.5	26	183	1.3	303	162	158	92	26	470	3.4
1963-64	Ronner, Terry	1	0	0	0	0.0	0	0	0.0	0	0	0.0	0	1	1.0	0	0	0	0	0	0	0.0
1984-85	Roper, Gary	10	18	0	1	0.0	0	0	0.0	0	0	0.0	0	1	0.1	0	2	2	0	0	0	0.0
1955-57	Rosemond, Ken	30	0	16	37	43.2	0	0	0.0	7	15	46.7	0	18	0.6	0	0	21	0	0	39	1.3
1954-57	Rosenbluth, Len	76	0	721	1571	45.9	0	0	0.0	603	815	74.0	0	790	10.4	0	0	210	0	0	2045	26.9
1990-91	Rozier, Clifford	34	317	64	136	47.1	0	0	0.0	39	69	56.0	0	101	3.0	18	30	41	12	17	167	4.9
1990-94	Salvadori, Kevin	137	1835	259	496	52.2	0	0	0.0	136	195	69.7	171	491	3.6	40	95	239	30	174	654	4.8
1957-60	Salz, Harvey	74	900	307	755	40.7	0	0	0.0	246	324	75.9	0	273	3.7	64	0	175	0	0	860	11.6
2002-06	Sanders, Byron	120	1135	70	170	41.2	0	0	0.0	38	93	40.9	86	212	1.8	38	64	132	22	27	178	1.5
1967-70	Scott, Charlie	91	0	805	1678	48.0	0	0	0.0	397	547	72.6	0	649	7.1	193	0	217	0	0	2007	22.1
2001-05	Scott, Melvin	129	2858	295	755	39.1	183	498	36.7	100	151	66.2	45	234	1.8	209	172	221	119	17	873	6.8
1955-58	Searcy, Roy	35	0	7	29	24.1	0	0	0.0	13	20	65.0	0	39	1.1	0	0	22	0	0	27	0.8
1961-64	Shaffer, Charlie	50	0	221	406	54.4	0	0	0.0	111	172	64.5	0	317	6.3	0	0	136	0	0	553	11.1
1980-81	Shaffer, Dean	10	25	3	8	37.5	0	0	0.0	7	10	70.0	0	4	0.4	2	5	3	5	0	13	1.3
1957-60	Shaffer, Lee	75	821	400	901	44.4	0	0	0.0	253	330	76.7	0	606	8.1	30	0	199	0	0	1053	14.0
1973-74	Shaver, Tony	1	0	0	0	0.0	0	0	0.0	0	0	0.0	0	0	0.0	0	0	1	0	0	0	0.0
1953-54	Shores, Tommy	5	0	3	6	50.0	0	0	0.0	5	8	62.5	0	4	0.8	0	0	6	0	0	11	2.2
2011-14	Simmons, Jackson	87	460	43	75	57.3	0	0	0.0	20	38	52.6	47	106	1.2	18	12	46	8	6	106	1.2
1973-74	Smith, James	8	0	4	11	36.4	0	0	0.0	0	0	0.0	0	6	0.8	3	0	4	0	0	8	1.0
1983-87	Smith, Kenny	127	4217	628	1226	51.2	87	213	40.8	293	356	82.3	0	283	2.2	768	373	185	195	6	1636	12.9
1991-92	Smith, Larry	11	25	4	9	44.4	0	0	0.0	2	2	100.0	6	10	0.9	2	8	3	0	0	10	0.9
1964-66	Smith, Mike	8	0	2	4	50.0	0	0	0.0	2	5	40.0	0	1	0.1	0	0	2	0	0	6	0.8
1984-88	Smith, Ranzino	128	1580	304	605	50.2	84	200	42.0	136	165	82.4	0	150	1.2	123	113	113	59	3	828	6.5
1953-54	Sprague, Pete	1	0	0	0	0.0	0	0	0.0	0	0	0.0	0	0	0.0	0	0	2	0	0	0	0.0
1993-95	Stackhouse, Jerry	69	1904	353	712	49.6	39	110	35.5	335	465	72.0	171	456	6.6	162	198	129	92	76	1080	15.7
1972-75	Stahl, Ed	89	0	330	671	49.2	0	0	0.0	124	149	83.2	0	445	5.0	175	0	246	0	0	784	8.8
1957-60	Stanley, Ray	68	254	113	284	39.8	0	0	0.0	100	139	71.9	0	244	3.6	16	0	142	0	0	326	4.8
1991-93	Stephenson, Travis	29	69	8	14	57.1	0	1	0.0	0	0	0.0	4	7	0.2	3	7	1	1	1	16	0.6
2006-08	Stephenson, Alex	75	778	99	188	52.7	0	0	0.0	39	82	47.6	95	252	3.4	10	51	104	7	45	237	3.2
2009-13	Strickland, Dexter	128	3091	323	702	46.0	20	89	22.5	233	339	68.7	70	297	2.3	342	188	217	146	9	899	7.0
1990-95	Sullivan, Pat	117	1501	170	343	49.6	18	70	25.7	120	155	77.4	97	223	1.9	120	107	121	53	9	478	4.1
1995-97	Sullivan, Ryan	27	62	8	18	44.4	5	7	71.4	3	6	50.0	3	9	0.3	6	6	6	2	0	24	0.9
1954-55	Sutton, Ed	7	0	1	5	20.0	0	0	0.0	2	6	33.3	0	4	0.6	0	0	5	0	0	4	0.6
1963-66	Switwick, Jim	32	0	20	38	52.6	0	0	0.0	5	10	50.0	0	34	1.1	0	0	24	0	0	45	1.4
2012-13	Tanner, Frank	13	20	1	8	12.5	0	3	0.0	0	0	0.0	2	2	0.2	1	3	2	0	0	2	0.2
2007-09	Tanner, J.B.	39																				

# ACC Player Career Statistics

Year	Name	G	MIN	FG	FGA	PCT	3PT	3PA	PCT	FT	FTA	PCT	OR	TR	AVG	AST	TO	PF	STL	BLK	PTS	AVG
1977-81	Wood, Al.....	126	2188	825	1474	56.0	0	0	0.0	365	478	76.4	0	624	5.0	171	118	328	126	64	2015	16.0
2005-08	Wood, Surry.....	46	78	10	25	40.0	0	2	0.0	2	8	25.0	8	31	0.7	3	6	4	2	0	22	0.4
2007-09	Wooten, Jack.....	37	70	6	18	33.3	2	10	20.0	1	4	25.0	2	11	0.3	5	2	3	0	1	15	0.4
1979-82	Worthy, James.....	84	2788	485	896	54.1	0	0	0.0	249	382	65.2	0	620	7.4	208	252	211	117	94	1219	14.5
2006-07	Wright, Brandon.....	37	1013	228	353	64.6	0	0	0.0	89	157	56.7	77	229	6.2	37	59	55	36	65	545	14.7
1969-72	Wuyck, Dennis.....	87	0	519	880	59.0	0	0	0.0	431	517	83.4	0	556	6.4	193	0	266	0	0	1469	16.9
1963-66	Yokley, John.....	57	0	98	208	47.1	0	0	0.0	69	106	65.1	0	100	1.8	0	0	100	0	0	265	4.6
1976-80	Yonakor, Rich.....	110	520	226	449	50.3	0	0	0.0	145	201	72.1	0	405	3.7	171	33	201	51	24	597	5.4
1954-57	Young, Bob.....	51	0	82	257	31.9	0	0	0.0	41	71	57.7	0	133	2.6	0	0	107	0	0	205	4.0
1974-78	Zaliagiris, Tom.....	110	0	193	396	48.7	0	0	0.0	84	143	58.7	0	129	1.2	95	0	125	65	7	470	4.3
2008-12	Zeller, Tyler.....	117	2697	547	1010	54.2	0	2	0.0	407	524	77.7	316	789	6.7	271	69	165	129	77	1501	12.8
1993-97	Zwikker, Serge.....	120	2423	365	728	50.1	1	3	33.3	103	148	69.6	203	598	5.0	46	94	228	25	132	834	7.0

## NC State

1953-54	Adams, Bob.....	8	0	4	13	30.8	0	0	0.0	5	8	62.5	0	9	1.1	0	0	0	0	0	13	1.6
1975-76	Adell, Darnell.....	28	0	58	138	42.0	0	0	0.0	18	25	72.0	0	31	1.1	68	0	53	24	1	134	4.8
1975-76	Agardy, Eric.....	8	0	1	4	25.0	0	0	0.0	0	0	0.0	0	3	0.4	1	0	2	0	0	2	0.3
2004-07	Albritton, Braxton.....	22	35	1	3	33.3	1	1	100.0	3	6	50.0	1	4	0.2	0	4	0	3	0	6	0.3
1977-78	Almond, Keith.....	5	6	0	0	0.0	0	0	0.0	4	5	80.0	0	0	0.0	1	0	1	0	0	4	0.8
1997-99	Anderson, Ron.....	34	436	37	80	46.3	5	16	31.3	25	49	51.0	37	85	2.5	19	35	39	11	3	104	3.1
1968-70	Anheuser, Rick.....	55	0	213	435	49.0	0	0	0.0	101	152	66.4	0	351	6.4	0	0	0	0	0	527	9.6
2013-14	Any, BeeJay.....	33	388	27	46	58.7	0	0	0.0	15	31	48.4	23	68	2.1	4	17	57	4	46	69	2.1
1953-54	Applebaum, Herb.....	35	0	56	156	35.9	0	0	0.0	87	120	72.5	0	157	4.5	0	0	0	0	0	199	5.7
1958-59	Atkins, Harold.....	3	0	1	2	50.0	0	0	0.0	0	1	0.0	0	2	0.7	0	0	0	0	0	2	0.7
2003-07	Atsur, Engin.....	119	3838	390	893	43.7	223	578	38.6	178	236	75.4	74	342	2.9	365	210	291	164	15	1181	9.9
1961-64	Auksel, Pete.....	57	0	278	636	43.7	0	0	0.0	83	140	59.3	0	418	7.3	0	0	0	0	0	639	11.2
1976-80	Austin, Clyde.....	115	1597	577	1194	48.3	0	0	0.0	229	329	69.6	0	342	3.0	473	40	269	158	37	1383	12.0
1979-83	Bailey, Thurl.....	123	3909	611	1190	51.3	10	15	66.7	263	353	74.5	0	759	6.2	94	198	284	57	207	1495	12.2
1990-94	Bakalli, Migjen.....	75	1451	166	401	41.4	100	268	37.3	61	93	65.6	54	162	2.2	110	82	146	37	6	493	6.6
2013-14	Barber, Anthony.....	36	871	108	269	40.1	12	46	26.1	78	112	69.6	14	72	2.0	126	62	59	21	1	306	8.5
1982-84	Battle, Alvin.....	43	415	41	92	44.6	0	0	0.0	30	60	50.0	0	87	2.0	11	37	55	13	12	112	2.6
2011-14	Battle, Staats.....	19	28	4	17	23.5	3	16	18.8	0	3	0.0	1	8	0.4	2	1	2	0	0	11	0.6
1998-99	Bean, Keith.....	24	227	38	78	48.7	6	15	40.0	30	57	52.6	21	58	2.4	7	27	34	10	5	112	4.7
2000-02	Bell, Michael.....	18	78	5	13	38.5	2	6	33.3	8	17	47.1	9	20	1.1	6	3	7	3	1	20	1.1
1953-58	Bell, Whitey.....	77	0	277	711	39.0	0	0	0.0	166	239	69.5	0	229	3.0	0	0	108	0	0	720	9.4
1994-98	Benjamin, Ishua.....	118	3662	452	1166	38.8	158	486	32.5	201	274	73.4	101	345	2.9	435	331	315	195	17	1263	10.7
2002-06	Benmerman, Cameron.....	118	2333	306	649	47.1	110	304	36.2	146	186	78.5	103	267	2.3	129	129	183	80	17	868	7.4
1957-58	Bennett, Will.....	3	0	0	0	0.0	0	0	0.0	0	1	0.0	0	2	0.7	0	0	3	0	0	0	0.0
1970-71	Benson, Bill.....	25	0	92	233	39.5	0	0	0.0	24	33	72.7	0	61	2.4	0	0	50	0	0	208	8.3
2004-06	Bethel, Tony.....	58	1655	171	411	41.6	108	273	39.6	56	72	77.8	35	211	3.6	148	111	133	86	12	506	8.8
1964-68	Biedenbach, Ed.....	73	0	383	874	43.8	0	0	0.0	208	285	73.0	0	216	3.0	0	0	0	0	0	974	13.3
1985-87	Binns, Tevlin.....	45	296	53	103	51.5	0	0	0.0	31	42	73.8	0	56	1.2	10	21	23	7	6	137	3.0
1963-66	Blondeau, Hal.....	53	0	95	223	42.6	0	0	0.0	61	89	68.5	0	154	2.9	0	0	0	0	0	251	4.7
1983-87	Bolton, Benny.....	130	2658	332	758	43.8	69	161	42.9	286	364	78.6	0	343	2.6	145	181	238	36	13	1019	7.8
2004-06	Brackman, Andrew.....	67	1262	163	334	48.8	35	101	34.7	141	181	77.9	89	237	3.5	49	71	143	21	68	502	7.5
1966-69	Braucher, Dick.....	76	0	312	714	43.7	0	0	0.0	143	213	67.1	0	383	5.0	0	0	0	0	0	767	10.1
2013-14	Brickhouse, Chris.....	4	4	0	0	0.0	0	0	0.0	0	0	0.0	0	0	0.0	0	0	1	0	0	0	0.0
1985-89	Brown, Chucky.....	128	3014	555	996	55.7	7	28	25.0	240	360	66.7	0	679	5.3	94	146	209	62	63	1357	10.6
2010-13	Brown, Lorenzo.....	101	410	955	42.9	64	210	30.5	283	382	74.1	74	425	4.2	589	304	190	172	50	5	1167	11.7
1995-98	Buffum, Luke.....	46	321	20	52	38.5	1	5	20.0	14	24	58.3	20	45	1.0	12	21	50	5	2	55	1.2
1971-74	Burleson, Tom.....	84	0	641	1243	51.6	0	0	0.0	316	460	68.7	0	1066	12.7	0	0	266	0	0	1598	19.0
1983-84	Butts, Rodney.....	16	88	9	26	34.6	0	0	0.0	2	4	50.0	0	11	0.7	0	4	4	0	0	20	1.3
1973-76	Buurma, Mike.....	14	0	3	15	20.0	0	0	0.0	3	4	75.0	0	9	0.6	0	0	5	0	0	9	0.6
1971-73	Caffery, Joe.....	51	0	242	473	51.2	0	0	0.0	86	109	78.9	0	141	2.8	0	0	93	0	0	570	11.2
1972-73	Campbell, Leo.....	1	0	1	3	33.3	0	0	0.0	0	0	0.0	0	2	2.0	0	0	0	0	0	2	2.0
1990-91	Campion, Paul.....	6	15	1	3	33.3	1	1	100.0	0	0	0.0	0	3	0.5	0	1	2	0	1	3	0.5
2012-14	Cannon, Chase.....	17	20	1	5	20.0	1	4	25.0	0	0	0.0	1	1	0.1	1	2	1	0	1	3	0.2
1974-77	Carr, Kenny.....	86	0	710	1375	51.6	0	0	0.0	352	517	68.1	0	789	9.2	110	0	294	89	73	1772	20.6
1981-85	Charles, Lorenzo.....	126	3332	583	1055	55.3	0	0	0.0	369	525	70.3	0	730	5.8	81	170	251	45	66	1535	12.2
2006-07	Clark, Justin.....	9	41	4	10	40.0	0	0	0.0	0	0	0.0	1	1	0.1	4	0	5	1	0	8	0.9
1956-60	Clark, Ken.....	67	0	98	259	37.8	0	0														

# ACC Player Career Statistics

Year	Name	G	MIN	FG	FGA	PCT	3PT	3PA	PCT	FT	FTA	PCT	OR	TR	AVG	AST	TO	PF	STL	BLK	PTS	AVG
1986-87	Giomi, Mike	35	758	106	209	50.7	0	0	0.0	35	53	66.0	0	176	5.0	28	50	96	15	11	247	7.1
2007-10	Gonzalez, Javier	88	1967	197	499	39.5	97	271	35.8	103	150	68.7	50	214	2.4	266	226	164	97	4	594	6.8
1956-57	Goodrich, Bob	3	0	1	2	50.0	0	0	0.0	0	0	0.0	0	0	0.0	0	0	1	0	0	2	0.7
1961-63	Gossell, Ron	23	0	21	70	30.0	0	0	0.0	14	28	50.0	0	86	3.7	0	0	0	0	0	56	2.4
1953-55	Gotkin, Dave	66	0	194	519	37.4	0	0	0.0	120	177	67.8	0	117	1.8	0	0	30	0	0	508	7.7
1971-72	Graham, Steve	24	0	28	69	40.6	0	0	0.0	24	42	57.1	0	79	3.3	0	0	41	0	0	80	3.3
2004-08	Grant, Gavin	132	3430	441	964	45.7	79	253	31.2	381	519	73.4	138	557	4.2	339	339	235	73	55	1342	10.2
1975-77	Green, Al	55	0	226	473	47.8	0	0	0.0	90	136	66.2	0	151	2.7	92	0	165	64	5	542	9.9
1987-88	Green, Sean	7	89	12	32	37.5	7	17	41.2	2	3	66.7	0	7	1.0	0	6	9	2	0	33	4.7
2008-09	Greenway, Spencer	2	3	0	0	0.0	0	0	0.0	0	0	0.0	0	0	0.0	0	0	0	0	0	0	0.0
1961-63	Greiner, Don	13	0	8	15	53.3	0	0	0.0	3	4	75.0	0	10	0.8	0	0	0	0	0	19	1.5
1998-02	Grundt, Anthony	121	3556	589	1362	43.2	164	493	33.3	299	422	70.9	143	537	4.4	356	279	243	239	29	1641	13.6
1988-92	Gugliotta, Tom	112	3287	563	1184	47.6	183	448	40.8	227	340	66.8	238	820	7.3	231	239	247	173	62	1536	13.7
2000-01	Guidry, Trey	25	241	27	69	39.1	19	44	43.2	5	9	55.6	4	21	0.8	9	14	29	8	1	78	3.1
1965-67	Gutshall, Merv	8	0	3	11	27.3	0	0	0.0	1	2	50.0	0	1	0.1	0	0	0	0	0	7	0.9
1954-57	Hafer, Cliff	64	0	224	573	39.1	0	0	0.0	60	108	55.6	0	296	4.6	0	0	146	0	0	508	7.9
1963-66	Hale, Gary	43	0	42	101	41.6	0	0	0.0	17	24	70.8	0	39	0.9	0	0	0	0	0	101	2.3
1998-00	Hampton, John	6	11	0	1	0.0	0	1	0.0	1	2	50.0	0	2	0.3	1	0	1	0	1	0	0.2
1998-99	Harrington, Adam	32	786	114	308	37.0	71	198	35.9	73	93	78.5	14	63	2.0	51	64	87	39	9	372	11.6
2007-09	Harris, Simon	35	309	14	28	50.0	1	6	16.7	5	8	62.5	17	54	1.5	9	12	37	5	5	34	1.0
2011-12	Harris, Tyler	19	132	13	37	35.1	2	5	40.0	7	10	70.0	7	23	1.2	20	8	11	0	2	35	1.8
1994-98	Harrison, C.C.	115	3167	454	1026	44.2	161	399	40.4	176	243	72.4	100	297	2.6	179	145	229	128	7	1245	10.8
1995-96	Harrison, Marco	23	180	19	53	35.8	3	19	15.8	4	7	57.1	25	50	2.2	12	10	23	4	6	45	2.0
2010-11	Harrow, Ryan	29	666	96	246	39.0	12	54	22.2	67	77	87.0	14	54	1.9	96	51	40	22	4	271	9.3
1972-74	Hawkins, Greg	50	0	75	165	45.5	0	0	0.0	61	85	71.8	0	119	2.4	0	0	67	0	0	211	4.2
1968-71	Heartley, Al	79	0	139	337	41.2	0	0	0.0	99	148	66.9	0	267	3.4	0	0	50	0	0	377	4.8
1970-72	Heuts, Bob	53	0	148	323	45.8	0	0	0.0	64	91	70.3	0	257	4.8	0	0	157	0	0	360	6.8
2007-08	Hickson, J.J.	31	890	163	276	59.1	0	1	0.0	132	195	67.7	80	162	8.5	31	83	60	22	47	458	14.8
1988-90	Hinnant, Mickey	58	741	112	258	43.4	10	43	23.3	60	83	72.3	21	84	1.4	48	44	102	52	5	294	5.1
1958-61	Hoadley, Bruce	66	0	85	214	39.7	0	0	0.0	91	133	68.4	0	204	3.1	0	0	107	0	0	261	4.0
1963-66	Hodgdon, Ray	66	0	174	393	44.3	0	0	0.0	83	126	65.9	0	197	3.0	0	0	0	0	0	431	6.5
2001-05	Hodge, Julius	129	4258	665	1407	47.3	114	347	32.9	596	784	76.0	255	773	6.0	454	332	324	161	82	2040	15.8
1970-73	Holdt, Rick	80	0	336	675	49.3	0	0	0.0	151	195	77.4	0	338	4.2	0	0	167	0	0	823	10.3
1955-58	Hopper, Tom	44	0	22	56	39.3	0	0	0.0	21	31	67.7	0	62	1.4	0	0	28	0	0	65	1.5
2006-10	Horner, Dennis	128	2602	295	631	46.8	86	240	35.8	196	251	78.1	118	375	2.9	118	118	221	69	66	872	6.8
1986-90	Howard, Brian	111	2835	410	839	48.9	51	137	37.2	164	224	73.2	69	439	4.0	229	143	261	133	91	1035	9.3
2009-13	Howell, Richard	132	485	936	51.8	4	18	22.2	240	379	63.3	392	1055	8.0	147	194	345	111	64	92	1214	9.2
1965-67	Hudson, Paul	34	0	34	82	41.5	0	0	0.0	21	32	65.6	0	89	2.6	0	0	0	0	0	89	2.6
1972-75	Hunt, Jerry	14	0	4	12	33.3	0	0	0.0	2	4	50.0	0	5	0.4	0	0	1	0	0	10	0.7
1995-96	Hunter, Tino	3	4	0	1	0.0	0	0	0.0	2	2	100.0	0	0	0.0	1	2	0	0	0	2	0.7
1993-97	Hyatt, Jeremy	119	2977	264	636	41.5	106	304	34.9	149	213	70.0	145	417	3.5	307	243	312	144	35	783	6.6
1997-01	Inge, Kenny	123	3553	433	882	49.1	13	56	23.2	476	699	68.1	341	833	6.8	110	291	329	118	106	1355	11.0
1967-69	Isley, Nelson	49	0	147	300	49.0	0	0	0.0	26	46	56.5	0	80	1.6	0	0	0	0	0	320	6.5
1974-76	Jackson, Bobo	56	0	45	111	40.5	0	0	0.0	12	29	41.4	0	48	0.9	27	0	109	12	0	102	1.8
1984-88	Jackson, Quentin	93	863	62	160	38.8	23	67	34.3	37	53	69.8	0	65	0.7	148	72	69	54	2	184	2.0
2001-02	Jensen, Kristian	2	2	0	1	0.0	0	0	0.0	0	0	0.0	1	1	0.5	0	0	0	0	0	0	0.0
2011-12	Johnson, Alex	37	722	51	151	33.8	29	97	29.9	31	42	73.8	8	63	1.7	41	104	58	0	31	162	4.4
1973-75	Johnson, Dwight	33	0	13	28	46.4	0	0	0.0	12	21	57.1	0	17	0.5	0	0	23	0	0	38	1.2
2007-08	Johnson, Marques	21	317	14	37	37.8	5	16	31.3	8	14	57.1	4	33	1.6	26	30	34	6	4	41	2.0
2011-12	Johnson, Patrick	1	2	0	1	0.0	0	0	0.0	0	0	0.0	0	0	0.0	0	0	0	0	0	0	0.0
1977-81	Jones, Art	112	1918	311	589	52.8	0	0	0.0	148	216	68.5	0	420	3.8	124	101	277	61	35	770	6.9
1992-93	Kane, Tommy	2	2	0	3	0.0	0	0	0.0	0	0	0.0	0	1	0.5	0	1	0	0	0	0	0.0
1998-02	Keeter, Brian	36	59	14	27	51.9	8	14	57.1	3	4	75.0	2	4	0.1	1	3	1	3	1	39	1.1
1978-79	Keller, Pete	7	0	3	3	100.0	0	0	0.0	7	9	77.8	0	2	0.3	3	0	4	0	0	13	1.9
1953-54	Kelley, Dave	5	0	1	7	14.3	0	0	0.0	0	0	0.0	0	6	1.2	0	0	0	0	0	2	0.4
1997-01	Kelley, Ron	110	2328	369	756	48.8	2	3	66.7	222	386	57.5	235	499	4.5	65	210	327	61	88	962	8.7
1956-57	Kelly, Dick	6	0	0	3	0.0	0	0	0.0	2	4	50.0	0	3	0.5	0	0	3	0	0	2	0.3
1986-87	Kennedy, Andy	25	166	20	46	43.5	12	24	50.0	14	17	82.0	0	20	0.8	10	13	13	6	1	66	2.6
1955-57	Kessler, Marvin	19	0	5	17	29.4	0	0	0.0	2	6	33.3	0	7	0.4	0	0	8	0	0	12	0.6
1959-63	Key, John	32	0	84	168	50.0	0	0	0.0	55	67	82.1	0	127	4.0	0	0	9	0	0	223	7.0
1953-54	Kincaid, Doug	5	0	2	8	25.0	0	0	0.0	3	4	75.0	0	5	1.0	0	0	0	0	0	7	1.4
1988-93	Knox, Jamie	47	320	35	82	42.7	3	13	23.1	18	27	66.7	11	35	0.7	13	23	33	8	10	91	1.9
1992-93	Kornegay, Chuck	7	183	24	43	55.8	0	0	0.0	14	20	70.0	17	34	4.9	10	6	11	5	5	62	8.9
1993-96	Kretzer, Bill	29	82	16	32	50.0	0	0	0.0	2	5	40.0	12	24	0.8	5	6	7	3	2	34	1.2
1965-68	Kretzer, Bill	68	0	191	425	44.9	0	0	0.0	111	192	57.8	0	352	5.2	0	0	0	0	0	493	7.3
2008-10	Kufuor, Ennio	9	7	2	4	50.0	0	0	0.0	0	0	0.0	0	1	0.1	0	1	0	1	0	4	0.4
1972-75	Kuszmaul, Craig	51	0	30	54	55.6	0	0	0.0	5	14	35.7	0	34	0.7	0	0	48	0	0	65	1.3
2013-14	Lacey, Trevor	69	1943	214	535	40.0	93	269	34.6	125	167	74.9	21	237	3.4	174	135	107	79	17	646	9.4
1973-75	Lake, Bill</																					



## ACC Player Career Statistics

Year	Name	G	MIN	FG	FGA	PCT	3PT	3PA	PCT	FT	FTA	PCT	OR	TR	AVG	AST	TO	PF	STL	BLK	PTS	AVG
1984-86	McMillan, Nate.....	67	2181	221	469	47.1	0	0	0.0	130	185	70.3	0	344	5.1	402	184	180	149	62	572	8.5
1981-85	McQueen, Cozell.....	134	3265	275	543	50.6	0	1	0.0	165	271	60.9	0	800	6.0	108	151	372	41	121	715	5.3
2002-04	Mejia, Dominick.....	20	104	9	30	30.0	6	23	26.1	8	9	88.9	0	9	0.5	10	9	18	5	2	32	1.6
2000-04	Melvin, Marcus.....	122	3345	436	970	44.9	170	450	37.8	259	336	77.1	174	692	5.7	189	225	266	87	49	1301	10.7
1955-56	Miles, Mike.....	4	0	0	5	0.0	0	0	0.0	0	0	0.0	0	3	0.8	0	0	1	0	0	0	0.0
1997-02	Miller, Archie.....	123	2681	280	660	42.4	218	509	42.8	165	195	84.6	22	148	1.2	248	165	219	81	0	943	7.7
1971-72	Mitchell, Billy.....	3	0	2	4	50.0	0	0	0.0	1	2	50.0	0	0	0.0	0	0	1	0	0	5	1.7
1972-75	Moeller, Mark.....	78	0	99	199	49.7	0	0	0.0	44	62	71.0	0	94	1.2	0	0	75	0	0	242	3.1
1963-66	Moffitt, Billy.....	71	0	153	371	41.2	0	0	0.0	99	157	63.1	0	169	2.4	0	0	0	0	0	405	5.7
1953-56	Molodet, Vic.....	94	0	496	1362	36.4	0	0	0.0	413	562	73.5	0	412	4.4	0	0	143	0	0	1405	14.9
1987-91	Monroe, Rodney.....	124	3989	885	1936	45.7	322	739	43.6	459	549	83.6	37	492	4.0	299	258	206	107	20	2551	20.6
1977-78	Montgomery, Ken.....	17	65	6	14	42.9	0	0	0.0	1	6	16.7	0	13	0.8	4	0	7	4	1	13	0.8
1964-67	Moore, Jerry.....	58	0	164	356	46.1	0	0	0.0	77	128	60.2	0	270	4.7	0	0	0	0	0	405	7.0
1959-61	Muehlbauer, Anton.....	46	0	151	360	41.9	0	0	0.0	114	203	56.2	0	210	4.6	0	0	131	0	0	416	9.0
1982-86	Myers, Ernie.....	134	2950	479	1122	42.7	17	51	33.3	274	390	70.3	0	369	2.8	220	226	278	128	28	1249	9.3
1978-82	Nevelt, Chuck.....	90	901	109	188	58.0	0	0	0.0	48	105	45.7	0	220	2.4	21	55	181	10	93	266	3.0
1991-93	Newman, Victor.....	44	264	21	61	34.4	10	38	26.3	10	16	62.5	4	22	0.5	17	21	36	8	3	62	1.4
2005-07	Nieman, Bryan.....	39	534	24	62	38.7	8	33	24.2	9	16	56.3	11	56	1.4	21	15	55	21	4	65	1.7
1958-61	Niewierowski, Stan.....	63	0	174	462	37.7	0	0	0.0	99	140	70.7	0	303	4.8	0	0	93	0	0	447	7.1
1995-97	Norton, Steve.....	27	128	8	18	44.4	0	0	0.0	9	16	56.3	6	30	1.1	1	12	17	2	4	25	0.9
1971-74	Nuce, Steve.....	80	0	208	477	43.6	0	0	0.0	60	88	68.2	0	265	3.3	0	0	133	0	0	476	6.0
2003-04	O'Donnell, Mike.....	30	339	24	66	36.4	18	49	36.7	6	7	85.7	4	20	0.7	33	17	27	11	0	72	2.4
2008-10	Obi-Gwacham, Kaycee.....	2	2	0	1	0.0	0	0	0.0	0	0	0.0	1	1	0.5	0	0	0	0	0	1	0.0
2010-12	Painter, DeShawn.....	89	1299	143	335	42.7	0	2	0.0	106	156	67.9	103	278	3.1	176	19	63	45	13	392	4.4
1978-82	Parzych, Scott.....	110	1961	276	556	49.6	0	0	0.0	90	139	64.7	0	328	3.0	123	114	165	56	34	642	5.8
1977-80	Perkins, Donnie.....	64	349	103	213	48.4	0	0	0.0	28	54	51.9	0	118	1.8	23	5	55	13	4	234	3.7
1979-82	Perry, Max.....	52	301	8	31	25.8	0	0	0.0	15	25	60.0	0	15	0.3	77	35	28	10	0	31	0.6
1998-00	Petty, Ben.....	8	13	1	1	100.0	0	0	0.0	2	3	66.7	2	3	0.4	0	1	4	0	1	4	0.5
1983-85	Pierre, Russell.....	62	1467	178	358	49.7	0	0	0.0	95	161	59.0	0	364	5.9	47	103	142	24	28	451	7.3
1977-79	Pinder, Tiny.....	60	643	254	549	46.3	0	0	0.0	164	217	75.6	0	360	6.0	60	0	162	44	11	672	11.2
1994-97	Pinkins, Al.....	42	791	97	222	43.7	29	82	35.4	62	98	63.3	87	192	4.6	23	24	62	26	8	285	6.8
2006-07	Pittman, Kenneth.....	2	2	0	2	0.0	0	0	0.0	0	0	0.0	0	0	0.0	0	0	0	0	0	0	0.0
1954-57	Pond, Nick.....	67	0	109	286	38.1	0	0	0.0	60	104	57.7	0	258	3.9	0	0	96	0	0	278	4.1
1985-89	Poston, Kenny.....	30	159	6	37	16.2	3	8	37.5	2	5	40.0	0	34	1.1	8	13	15	6	5	17	0.6
2001-03	Powell, Josh.....	65	1500	239	432	55.3	11	38	28.9	140	192	72.9	129	294	4.5	62	132	162	32	71	629	9.7
1981-83	Proctor, Dinky.....	39	179	19	46	41.3	0	0	0.0	4	16	25.0	0	33	0.8	12	8	18	3	4	42	1.1
1956-59	Pucillo, Lou.....	74	0	384	916	41.9	0	0	0.0	176	265	66.4	0	160	2.2	0	0	128	0	0	944	12.8
1960-62	Punger, John.....	35	0	177	378	46.8	0	0	0.0	52	85	61.2	0	328	9.4	0	0	37	0	0	406	11.6
2012-13	Purvis, Rodney.....	35	110	249	44.2	30	78	38.5	42	82	51.2	23	84	2.4	45	51	63	20	2	292	8.3	
2011-12	Raymond, Jaqawn.....	11	29	3	10	30.0	3	10	30.0	0	0	0.0	1	4	0.4	4	0	1	0	0	9	0.8
1958-59	Reiner, Mark.....	13	0	19	66	28.8	0	0	0.0	23	31	74.2	0	21	1.6	0	0	12	0	0	61	4.7
1994-96	Richards, Geoff.....	17	52	9	19	47.4	0	0	0.0	4	7	57.1	10	20	1.2	7	5	3	2	0	22	1.3
1956-59	Richter, John.....	74	0	402	867	46.4	0	0	0.0	305	482	63.3	0	936	12.6	0	0	247	0	0	1109	15.0
1968-71	Risinger, Jim.....	59	0	61	161	37.9	0	0	0.0	67	88	76.1	0	86	1.5	0	0	20	0	0	189	3.2
1990-91	Ritter, Chris.....	8	21	0	9	0.0	0	0	0.0	1	2	50.0	0	5	0.6	0	6	3	1	0	1	0.1
1973-75	Rivers, Morris.....	58	0	308	624	49.4	0	0	0.0	111	161	68.9	0	174	3.0	0	0	173	0	0	727	12.5
2001-05	Roach, Will.....	40	124	5	21	23.8	3	14	21.4	13	16	81.3	4	10	0.3	11	4	29	7	0	26	0.7
1990-92	Robinson, Anthony.....	31	146	8	20	40.0	0	0	0.0	8	15	53.3	11	35	1.1	11	12	24	2	10	24	0.8
2012-14	Robinson, Jevoni.....	17	19	2	5	40.0	0	0	0.0	3	4	75.0	6	9	0.5	0	2	6	3	4	7	0.4
1962-64	Robinson, Les.....	24	0	10	31	32.3	0	0	0.0	8	14	57.1	0	23	1.0	0	0	0	0	0	28	1.2
1960-63	Rohloff, Ken.....	56	0	279	592	47.1	0	0	0.0	135	192	70.3	0	169	3.0	0	0	59	0	0	693	12.4
1953-55	Scheffel, Ronnie.....	56	0	62	145	42.8	0	0	0.0	88	127	69.3	0	116	2.1	0	0	37	0	0	212	3.8
1991-93	Seale, Donnie.....	31	795	87	202	43.1	14	57	24.6	46	88	52.3	40	91	2.9	124	87	65	26	6	234	7.5
1954-57	Seitz, Bob.....	72	0	166	376	44.1	0	0	0.0	147	175	84.0	0	353	4.9	0	0	142	0	0	479	6.7
1963-64	Sellers, Jim.....	3	0	0	1	0.0	0	0	0.0	0	0	0.0	0	0	0.0	0	0	0	0	0	0	0.0
1965-66	Sellers, John.....	11	0	5	14	35.7	0	0	0.0	0	3	0.0	0	12	1.1	0	0	0	0	0	10	0.9
1966-69	Serdich, Joe.....	74	0	345	736	46.9	0	0	0.0	171	217	78.8	0	360	4.9	0	0	0	0	0	861	11.6
1985-88	Shackelford, Charles.....	94	2897	556	1089	51.1	0	1	0.0	176	310	56.8	0	735	7.8	86	197	257	76	101	1288	13.7
1983-84	Shackelford, Terry.....	5	9	1	3	33.3	0	0	0.0	0	0	0.0	0	6	1.2	0	0	2	0	0	2	0.4
1953-56	Shavlik, Ronnie.....	95	0	649	1647	39.4	0	0	0.0	463	709	65.3	0	1598	16.8	0	0	184	0	0	1761	18.5
1976-77	Sherrill, Fred.....	7	0	1	3	33.3	0	0	0.0	1	2	50.0	0	3	0.4	1	0	3	2	0	3	0.4
2000-04	Sherrill, Scooter.....	117	2555	292	688	42.4	144	412	35.0	164	196	83.7	60	244	2.1	119	113	172	93	8	892	7.6
1959-60	Simbeck, Jon Ed.....	23	0	29	73	39.7	0	0	0.0	13	16	81.3	0	26	1.1	0	0	30	0	0	71	3.1
2004-06	Simmons, Cedric.....	63	1189	170	301	56.5	2	4	50.0	144	221	65.2	79	260	4.1	68	82	157	26	115	486	7.7
2003-05	Simons, Adam.....	7	30	3	8	37.5	1	1	100.0	2	2	100.0	2	9	1.3	1	6	6	0	0	9	1.3
1993-94	Sims, Lewis.....	12	195	40	97	41.2	12	33	36.4	9	13	69.2	18	41	3.4	7	16	22	7	1	101	8.4
1961-63	Sincock, Pom.....	29	0	49	98	50.0	0	0	0.0	28	44	63.6	0	105	3.6	0	0	0	0	0	126	4.3
2010-12	Smith, Kendall.....	28	43	9	18	50.0	0	0	0.0	9	15	60.0	5	17	0.6	6						

# ACC Player Career Statistics

189

Year	Name	G	MIN	FG	FGA	PCT	3PT	3PA	PCT	FT	FTA	PCT	OR	TR	AVG	AST	TO	PF	STL	BLK	PTS	AVG
1984-86	Washburn, Chris.....	41	1366	273	496	55.0	0	0	0.0	128	202	63.4	0	270	6.6	44	99	80	36	38	674	16.4
2013-14	Washington, Kyle.....	36	718	73	168	43.5	0	2	0.0	27	48	56.3	29	139	3.9	16	35	77	6	21	173	4.8
1955-58	Waters, Bucky.....	28	0	20	48	41.7	0	0	0.0	3	8	37.5	0	14	0.5	0	0	19	0	0	43	1.5
2001-05	Watkins, Levi.....	97	1637	172	441	39.0	82	263	31.2	64	93	68.8	71	204	2.1	77	87	202	45	17	490	5.1
1991-92	Watkins, Vince.....	3	4	0	1	0.0	0	0	0.0	1	2	50.0	1	2	0.7	0	1	2	0	0	1	0.3
1977-81	Watts, Craig.....	115	1724	225	410	54.9	0	0	0.0	89	150	59.3	0	480	4.2	79	59	322	51	56	539	4.7
1983-85	Webb, Spud.....	86	1899	268	570	47.0	0	0	0.0	153	201	76.1	0	125	1.9	373	162	174	127	12	689	10.4
1979-84	Weber, Phil.....	24	60	9	23	39.1	0	0	0.0	3	5	60.0	0	3	0.1	8	7	4	3	0	21	0.9
1985-89	Weems, Kelsey.....	116	1266	189	339	55.8	6	14	42.9	93	161	57.8	0	96	0.8	208	141	166	62	9	477	4.1
1968-71	Wells, Dan.....	72	0	176	326	54.0	0	0	0.0	125	194	64.4	0	293	4.1	0	0	80	0	0	477	6.6
1996-00	Wells, Tim.....	97	1628	157	361	43.5	49	121	40.5	110	133	82.7	52	185	1.9	95	84	151	40	30	473	4.9
1959-62	Wherry, Dan.....	50	0	47	120	39.2	0	0	0.0	45	96	46.9	0	115	2.3	0	0	36	0	0	139	2.8
1960-63	Whitfield, Jim.....	44	0	88	154	57.1	0	0	0.0	70	99	70.7	0	195	4.4	0	0	10	0	0	246	5.6
1988-90	Whitley, Roland.....	17	51	2	6	33.3	0	0	0.0	5	8	62.5	0	5	0.3	4	10	8	1	0	9	0.5
1976-80	Whitney, Hawkeye.....	117	1790	826	1628	50.7	0	0	0.0	312	465	67.1	0	652	5.6	259	47	294	166	52	1964	16.8
1979-83	Whittenburg, Derek.....	109	3106	482	984	49.0	39	82	47.6	269	339	79.4	0	236	2.2	194	160	225	67	7	1272	11.7
1999-01	Wilkins, Damien.....	60	1937	236	578	40.8	48	160	30.0	173	253	68.4	169	348	5.8	146	154	132	75	36	693	11.6
2008-12	Williams, C.J.....	97	2746	253	547	46.3	61	191	31.9	67	90	74.4	91	263	2.7	171	129	103	39	63	634	6.5
2006-08	Williams, Chad.....	2	3	0	0	0.0	0	0	0.0	0	0	0.0	0	0	0.0	0	0	0	0	0	0	0.0
1997-01	Williams, Cornelius.....	97	806	40	110	36.4	0	1	0.0	38	63	60.3	55	119	1.2	8	37	103	12	32	118	1.2
1999-00	Williams, Marshall.....	20	362	37	95	38.9	7	38	18.4	28	45	62.2	19	50	2.5	15	27	32	17	2	109	5.5
1967-70	Williford, Vann.....	81	0	594	1161	51.2	0	0	0.0	355	469	75.7	0	760	9.4	0	0	0	0	0	1543	19.0
1992-96	Wilson, Marcus.....	90	1603	188	469	40.1	14	47	29.8	56	92	60.9	106	231	2.6	74	101	164	62	38	446	5.0
1978-79	Wolf, Steve.....	12	0	6	16	37.5	0	0	0.0	9	11	81.8	0	9	0.8	4	0	8	2	0	21	1.8
2009-13	Wood, Scott.....	138	450	1065	42.3	334	809	41.3	233	263	88.6	56	368	2.7	190	141	345	97	79	1467	10.6	
1963-66	Worsley, Larry.....	60	0	225	485	46.4	0	0	0.0	56	89	62.9	0	261	4.4	0	0	0	0	0	506	8.4
1961-63	York, Smedes.....	9	0	2	9	22.2	0	0	0.0	1	7	14.3	0	3	0.3	0	0	0	0	0	5	0.6

## Notre Dame

2013-14	Atkins, Eric.....	32	1211	159	375	42.4	61	165	37.0	65	96	67.7	28	88	2.8	156	61	73	39	5	444	13.9
2013-14	Auguste, Zach.....	30	489	86	169	50.9	0	1	0.0	29	60	48.3	55	129	4.3	8	23	58	11	11	201	6.7
2013-14	Beachem, V.J.....	27	229	23	72	31.9	11	42	26.2	7	10	70.0	7	19	0.7	7	7	14	5	2	64	2.4
2013-14	Burgett, Austin.....	28	413	29	68	42.6	8	37	21.6	17	22	77.3	12	51	1.8	18	19	60	12	16	83	3.0
2013-14	Connaughton, Pat.....	32	1190	155	343	45.2	76	201	37.8	55	66	83.3	38	227	7.1	95	35	57	33	18	441	13.8
2013-14	Crowley, Patrick.....	2	2	1	2	50.0	0	0	0.0	0	0	0.0	1	1	0.5	0	0	0	0	0	2	1.0
2013-14	Grant, Jerian.....	12	427	72	139	51.8	20	49	40.8	64	74	86.5	4	30	2.5	74	22	24	24	4	228	19.0
2013-14	Jackson, Demetrius.....	30	666	55	131	42.0	25	60	41.7	46	59	78.0	15	64	2.1	55	37	58	12	1	181	6.0
2013-14	Katenda, Eric.....	2	3	0	0	0.0	0	0	0.0	0	0	0.0	0	0	0.0	0	0	1	0	0	0	0.0
2013-14	Knight, Tom.....	27	384	455	84	53.6	0	0	0.0	15	22	68.2	34	85	3.1	11	19	49	9	16	105	3.9
2013-14	Sherman, Garrick.....	31	888	173	342	50.6	0	0	0.0	73	106	68.9	83	225	7.3	28	82	88	24	21	419	13.5
2013-14	Vasturia, Steve.....	27	623	41	117	35.0	27	82	32.9	26	38	68.4	15	69	2.6	32	20	35	17	3	135	5.0

## Pittsburgh

2013-14	Artis, Jamel.....	36	555	58	126	46.0	8	27	29.6	51	72	70.8	38	106	2.9	23	29	54	6	10	175	4.9
2013-14	Johnson, Durand.....	16	317	45	111	40.5	22	65	33.8	29	34	85.3	17	48	3.0	23	14	24	14	5	141	8.8
2013-14	Jones, Chris.....	30	222	24	54	44.4	4	17	23.5	20	25	80.0	11	26	0.9	7	8	27	3	1	72	2.4
2013-14	Ko, Joshua.....	10	12	3	7	42.9	1	3	33.3	0	0	0.0	0	0	0.0	0	0	0	0	0	7	0.7
2013-14	Lecak, Mike.....	11	17	0	5	0.0	0	5	0.0	0	0	0.0	0	1	0.1	3	1	3	0	0	0	0.0
2013-14	Nwankwo, Aron.....	9	16	4	9	44.4	1	3	33.3	1	2	50.0	5	7	0.8	0	2	2	0	1	10	1.1
2013-14	Randall, Derrick.....	36	310	31	55	56.4	0	0	0.0	14	31	45.2	40	86	2.4	1	14	49	8	15	76	2.1
2013-14	Robinson, James.....	36	1117	83	207	40.1	24	70	34.3	85	107	79.4	17	111	3.1	148	36	96	53	11	275	7.6
2013-14	Uchebo, Joseph.....	9	23	2	5	40.0	0	0	0.0	0	0	0.0	2	7	0.8	0	1	4	2	0	4	0.4
2013-14	Wright, Cameron.....	36	1111	152	333	45.6	10	43	23.3	63	94	67.0	26	117	3.3	92	52	74	66	6	377	10.5
2013-14	Young, Michael.....	36	779	69	167	41.3	10	28	35.7	67	82	81.7	56	147	4.1	32	32	63	15	16	215	6.0

## South Carolina

1955-58	Anderson, Lee.....	14	-	2	4	0.0	0	0	0.0	4	8	50.0	0	0	0.0	0	0	4	0	0	8	0.6
1969-71	Aydlett, Rick.....	55	-	143	275	52.0	0	0	0.0	82	99	82.8	0	179	3.3	0	0	0.0	0	0	368	6.7
1961-62	Barrett, Dave.....	17	-	18	41	43.9	0	0	0.0	4	13	30.8	0	37	2.2	0	0	18	0	0	40	2.4
1964-67	Burkholder, Lyn.....	55	-	63	123	51.2	0	0	0.0	54	87	62.1	0	173	3.1	0	0	45	0	0	180	3.3
1957-60	Callahan, Mike.....	74	-	335	810	41.4	0	0	0.0	293	399	73.4	0	744	10.1	0	0	131	0	0	963	13.0
1967-70	Carnevale, Corky.....	39	-	11	29	37.9	0	0	0.0	8	12	66.7	0	23	0.6	0	0	0	0	0	30	0.8
1969-71	Carver, Bob.....	53	-	106	204	52.0	0	0	0.0	74	93	79.6	0	75	1.4	0	0	0	0	0	286	5.4
1955-57	Cauthen, Jim.....	3	-	1	-	-	0	0	0.0	0	0	0.0	0	0	0.0	0	0	0	0	0	2	0.7
1968-69	Clark, Pat.....	4	-	0	1	0.0	0	0	0.0	0	0	0.0	0	2	0.5	0	0	0.0	0	0	0	0.0
1961-64	Collins, Jimmy.....	62	-	254	566	44.9	0	0	0.0	140	212	66.0	0	110	1.8	0	0	123	0	0	648	10.5
1953-56	Collins, Lee.....	76	-	413	1092	37.8	0	0	0.0	359	482	74.5	0	1108	14.6	0	0	307	0	0	1185	15.6
1961-64	Collins, Ronnie.....	74	-	456	976	46.7	0	0	0.0	346	432	80.1	0	571	7.7	0	0	237	0	0	1258	17.0
1953-54	Collins, Tom.....	9	-	7	13	53.8	0	0	0.0	8	14	57.1	0	15	1.7	0	0	8	0	0	22	2.4
1955-57	Crain, Dean.....	29	-	19	-	-	0	0	0.0	14	25	56.0	0	22	-	0	0	26	0	0	52	1.8
1967-70	Cremins, Bob.....	77	-	213	498	42.8	0	0	0.0	163	288	56.6	0	527	6.8	0	0	0	0	0	589	7.6
1964-65	Croke, Jerry.....	5	-	22	61	36.1	0	0	0.0	27	32	84.4	0	12	2.4	0	0	16	0	0	71	14.2
1959-62	Cronin, Bud.....	79																				

# ACC Player Career Statistics

Year	Name	G	MIN	FG	FGA	PCT	3PT	3PA	PCT	FT	FTA	PCT	OR	TR	AVG	AST	TO	PF	STL	BLK	PTS	AVG
1953-55	Hufford, Jack	48	-	151	394	38.3	0	0	0.0	93	139	66.9	0	129	2.7	0	0	92	0	0	395	8.2
1958-61	Johnson, Ronnie	62	-	265	643	41.2	0	0	0.0	114	147	77.6	0	219	3.5	0	0	80	0	0	644	10.4
1963-64	Jordan, Butch	13	-	2	8	25.0	0	0	0.0	0	1	0.0	0	0	0.0	0	0	8	0	0	4	0.3
1970-71	Joyce, Kevin	23	-	109	223	48.9	0	0	0.0	60	72	83.3	0	111	4.8	0	0	0	0	0	278	12.1
1965-68	Kickey, Skip	43	-	46	85	54.1	0	0	0.0	19	27	70.4	0	98	2.3	0	0	48	0	0	111	2.6
1960-63	Laird, Joe	30	-	3	11	27.3	0	0	0.0	3	7	42.9	0	15	0.5	0	0	15	0	0	9	0.3
1956-59	Lentz, Fred	70	-	151	376	40.2	0	0	0.0	112	165	67.9	0	598	8.5	0	0	171	0	0	414	5.9
1964-67	Lovelace, Earl	57	-	86	224	38.4	0	0	0.0	101	146	69.2	0	79	1.4	0	0	70	0	0	273	4.8
1961-64	Lucansky, Terry	55	-	58	151	38.4	0	0	0.0	63	103	61.2	0	125	2.3	0	0	67	0	0	179	3.3
1957-60	Luigs, Fred	61	-	133	381	34.9	0	0	0.0	34	65	52.3	0	151	2.5	0	0	32	0	0	300	4.9
1970-71	Manning, Casey	18	-	4	18	22.2	0	0	0.0	4	8	50.0	0	13	0.7	0	0	0	0	0	12	0.7
1967-69	Martin, Hank	21	-	3	11	27.3	0	0	0.0	9	10	90.0	0	7	0.3	0	0	0	0	0	15	0.7
1955-57	McCoy, Bobby	51	-	194	598	32.4	0	0	0.0	154	233	66.1	0	163	3.2	0	0	145	0	0	542	10.6
1958-59	Morgan, Dan	11	-	5	19	26.3	0	0	0.0	3	5	60.0	0	4	0.4	0	0	6	0	0	13	1.2
1964-65	Murrell, Dave	19	-	6	27	22.2	0	0	0.0	8	10	80.0	0	14	0.7	0	0	10	0	0	20	1.1
1954-56	Neely, Jack	16	-	12	-	-	0	0	0.0	10	15	66.7	0	11	-	0	0	12	0	0	34	2.1
1953-56	Neilson, David	41	-	61	158	38.6	0	0	0.0	32	52	61.5	0	122	3.0	0	0	45	0	0	154	3.8
1958-59	Newman, Everette	7	-	6	21	28.6	0	0	0.0	0	0	0.0	0	3	0.4	0	0	6	0	0	12	1.7
1962-63	Ostaszewski, Dennis	1	-	0	1	0.0	0	0	0.0	2	2	100.0	0	2	2.0	0	0	0	0	0	2	2.0
1968-71	Owens, Tom	84	-	503	1004	50.1	0	0	0.0	319	494	64.6	0	1116	13.3	0	0	0	0	0	1325	15.8
1956-59	Pericola, Ray	77	-	397	1003	39.6	0	0	0.0	310	463	67.0	0	474	6.2	0	0	220	0	0	1104	14.3
1955-56	Perkins, Marshall	16	-	23	62	37.1	0	0	0.0	23	32	71.9	0	60	3.8	0	0	23	0	0	69	4.3
1953-54	Peterson, Bob	15	-	14	54	25.9	0	0	0.0	7	16	43.8	0	7	0.5	0	0	9	0	0	35	2.3
1961-62	Podell, Jim	24	-	51	107	47.7	0	0	0.0	21	38	55.3	0	79	3.3	0	0	32	0	0	123	5.1
1955-56	Porter, Russ	18	-	12	46	26.1	0	0	0.0	9	17	52.9	0	10	0.6	0	0	13	0	0	33	1.8
1970-71	Powell, Dennis	12	-	0	6	0.0	0	0	0.0	2	2	100.0	0	3	0.3	0	0	0	0	0	2	0.2
1967-70	Powell, Eddie	27	-	5	16	31.3	0	0	0.0	3	8	37.5	0	7	0.3	0	0	0	0	0	13	0.5
1970-71	Powell, Jimmy	14	-	3	8	37.5	0	0	0.0	2	4	50.0	0	0	0.0	0	0	0	0	0	8	0.6
1957-59	Prater, Dickie	35	-	147	376	39.1	0	0	0.0	78	116	67.2	0	49	1.4	0	0	44	0	0	372	10.6
1954-56	Preston, Woody	29	-	171	-	-	0	0	0.0	66	94	70.2	0	160	-	0	0	42	0	0	408	14.1
1960-63	Prevoznik, Dave	30	-	23	56	41.1	0	0	0.0	16	23	69.6	0	59	2.0	0	0	37	0	0	62	2.1
1958-60	Quick, Melvin	27	-	44	164	26.8	0	0	0.0	29	46	63.0	0	64	2.4	0	0	37	0	0	117	4.3
1953-54	Rabinowitz, Mervin	20	-	15	54	27.8	0	0	0.0	24	40	60.0	0	38	1.9	0	0	28	0	0	54	2.7
1960-62	Rebhan, Bob	26	-	14	44	31.8	0	0	0.0	6	10	60.0	0	26	1.0	0	0	16	0	0	34	1.3
1968-71	Ribock, John	84	-	151	358	42.2	0	0	0.0	154	212	72.6	0	517	6.2	0	0	0	0	0	456	5.4
1954-56	Richardson, Sol	21	-	16	58	-	0	0	0.0	8	12	66.7	0	19	-	0	0	13	0	0	40	1.9
1969-71	Riker, Tom	57	-	291	590	49.3	0	0	0.0	211	324	65.1	0	482	8.5	0	0	0	0	0	793	13.9
1959-62	Robinson, Bobby	79	-	313	688	45.5	0	0	0.0	166	259	64.1	0	279	3.5	0	0	114	0	0	792	10.0
1968-71	Roche, John	85	-	666	1469	45.3	0	0	0.0	578	704	82.1	0	210	2.5	0	0	0	0	0	1910	22.5
1964-67	Salvadori, Al	69	-	335	765	43.8	0	0	0.0	103	152	67.8	0	435	6.3	0	0	177	0	0	773	11.2
1963-66	Schroeder, John	69	-	105	229	45.9	0	0	0.0	97	155	62.6	0	361	5.2	0	0	209	0	0	307	4.4
1954-57	Smejkal, Art	54	-	89	-	-	0	0	0.0	84	130	64.6	0	208	-	0	0	125	0	0	262	4.8
1953-55	Smith, Joe	52	-	293	728	40.2	0	0	0.0	227	402	56.5	0	585	11.3	0	0	152	0	0	813	15.6
1954-56	Smith, Sam	27	-	19	-	-	0	0	0.0	16	30	53.3	0	31	-	0	0	18	0	0	54	2.0
1967-70	Spencer, Gene	39	-	21	54	38.9	0	0	0.0	25	30	83.3	0	54	1.4	0	0	0	0	0	67	1.7
1953-54	Spotts, Al	15	-	5	17	29.4	0	0	0.0	6	13	46.2	0	17	1.1	0	0	10	0	0	16	1.1
1965-68	Standard, Frank	7	-	342	726	47.1	0	0	0.0	239	356	67.1	0	720	10.7	0	0	138	0	0	923	13.8
1953-54	Tarnton, Tommy	12	-	11	34	32.4	0	0	0.0	18	24	75.0	0	22	1.6	0	0	11	0	0	40	2.9
1967-70	Terry, Tommy	34	-	10	26	38.5	0	0	0.0	4	8	50.0	0	20	0.6	0	0	0	0	0	24	0.8
1965-68	Thompson, Jack	63	-	287	681	42.1	0	0	0.0	112	150	74.7	0	151	2.4	0	0	90	0	0	686	10.9
1970-71	Traylor, Danny	24	-	17	39	43.6	0	0	0.0	8	17	47.1	0	51	2.1	0	0	0	0	0	42	1.8
1967-69	Vacca, Charlie	28	-	16	35	45.7	0	0	0.0	30	42	71.4	0	49	1.8	0	0	0	0	0	62	2.2
1955-57	Wallace, Grady	52	-	553	1287	43.0	0	0	0.0	350	456	76.8	0	669	12.9	0	0	152	0	0	1456	28.0
1968-69	Walsh, Bill	27	-	146	336	43.5	0	0	0.0	51	74	68.9	0	63	2.3	0	0	0	0	0	343	12.7
1960-63	Ward, Scotti	73	-	406	1036	39.2	0	0	0.0	219	262	83.6	0	247	3.4	0	0	164	0	0	1031	14.1
1964-65	Wells, Bruce	10	-	7	11	63.6	0	0	0.0	9	11	81.8	0	12	1.2	0	0	4	0	0	23	2.3
1959-62	Whisnant, Art	79	-	469	1157	40.5	0	0	0.0	567	880	64.4	0	723	9.2	0	0	185	0	0	1505	19.1
1963-64	White, Jerry	20	-	20	64	31.3	0	0	0.0	6	13	46.2	0	15	0.8	0	0	11	0	0	46	2.3
1965-67	Womack, Larry	27	-	19	44	43.2	0	0	0.0	3	6	50.0	0	20	0.7	0	0	14	0	0	41	1.5
1961-64	Yarbrough, Billy	8	-	190	470	40.4	0	0	0.0	200	290	69.0	0	471	6.9	0	0	210	0	0	580	8.5

## Syracuse

2013-14	Christmas, Rakeem	34	803	76	124	61.3	0	0	0.0	45	62	72.6	71	172	5.1	23	26	107	16	66	197	5.8
2013-14	Coleman, DaJuan	13	169	21	36	58.3	0	0	0.0	14	28	50.0	31	54	4.2	3	11	23	4	7	56	4.3
2013-14	Cooney, Trevor	34	1093	134	332	40.4	90	240	37.5	53	63	84.1	16	71	2.1	38	26	36	64	3	411	12.1
2013-14	DeRemer, Russ	4	6	0	1	0.0	0	1	0.0	0	0	0.0	0	0	0.0	0	1	2	0	0	0	0.0
2013-14	Ennis, Tyler	34	1215	148	360	41.1	30	85	35.3	114	149	76.5	27	115	3.4	188	58	69	72	6	440	12.9
2013-14	Fair, C.J.	34	1284	217	506	42.9	24	87	27.6	103	142	72.5	59	219	6.4	42	85	71	43	27	561	16.5
2013-14	Gbinije, Michael	34	497	35	92	38.0	15	43	34.9	31	48	64.6	21	60	1.8	41	17	56	25	7	116	3.4
2013-14	Grant, Jerami	32	1005	133	268	49.6	0	5	0.0	120	178	67.4	78	217	6.8	44	37	75	26	18	386	12.1
2013-14	Hart, Nolan	4	4	0	3	0.0	0	3	0.0	1	2	50.0	1	2	0.5	1	0	0	0	0	1	0.3
2013-14	Johnson, B.J.	10	55	6	2																	



# ACC Player Career Statistics

Year	Name	G	MIN	FG	FGA	PCT	3PT	3PA	PCT	FT	FTA	PCT	OR	TR	AVG	AST	TO	PF	STL	BLK	PTS	AVG
1972-75	Bonner, Dan	68	1104	107	222	48.2	0	0	0.0	70	97	72.2	0	203	3.0	99	82	129	0	0	284	4.2
2008-09	Brandenburg, John	8	26	3	5	60.0	0	0	0.0	2	2	100.0	1	6	0.8	0	1	5	2	3	8	1.0
1974-78	Briscoe, Tom	72	420	19	62	30.6	0	0	0.0	15	28	53.6	0	29	0.4	37	38	60	6	0	53	0.7
2011-14	Brogdon, Malcolm	65	1789	213	522	40.8	66	187	35.3	166	194	85.6	47	279	4.3	139	97	109	58	8	658	10.1
2010-13	Browman, Doug	35	159	4	10	40.0	3	9	33.3	2	6	33.3	2	22	0.6	18	13	21	4	0	13	0.4
2001-05	Brown, Elton	121	2697	520	1057	49.2	23	83	27.7	293	498	58.8	242	660	5.5	95	217	283	39	40	1356	11.2
2006-08	Burns, Andy	21	40	3	9	33.3	1	3	33.3	3	10	30.0	3	10	0.4	2	3	5	0	1	10	0.4
1991-95	Burrough, Junior	129	3939	759	1691	44.9	13	46	28.3	439	651	67.4	362	929	7.2	112	279	339	111	96	1970	15.3
1956-69	Busch, Herbert	58	0	290	639	45.4	0	0	0.0	304	408	74.5	0	556	9.6	0	0	36	0	0	884	15.2
1956-57	Butler, John	20	0	2	4	50.0	0	0	0.0	2	3	66.7	0	1	0.1	0	0	4	0	0	6	0.3
2002-04	Byars, Derrick	62	1297	159	349	45.6	56	144	38.9	60	90	66.7	69	194	3.1	63	84	134	42	11	434	7.0
2003-07	Cain, Jason	111	1950	195	411	47.4	2	15	13.3	157	231	68.0	191	528	4.8	52	141	251	49	61	549	4.9
1962-65	Caldwell, Mac	69	0	407	918	44.3	0	0	0.0	199	252	79.0	0	554	8.0	0	0	157	0	0	1013	14.7
1984-87	Calloway, Tom	52	1137	117	253	46.2	0	0	0.0	64	89	71.9	0	118	2.3	74	90	117	44	3	298	5.7
2002-06	Campbell, Billy	49	265	22	55	40.0	10	28	35.7	8	15	53.3	3	32	0.7	18	20	44	12	0	62	1.3
1982-84	Carlisle, Rick	66	1924	291	566	51.4	8	12	66.7	154	200	77.0	0	193	2.9	193	97	120	35	8	744	11.3
1966-69	Carmichael, Norm	70	0	322	572	56.3	0	0	0.0	171	245	69.8	0	622	8.9	0	0	0	0	0	815	11.6
1978-82	Carpenter, Dean	46	251	25	62	40.3	0	0	0.0	21	40	52.5	0	58	1.3	7	19	41	10	2	71	1.5
1974-76	Carr, Lamont	35	391	39	97	40.2	0	0	0.0	29	54	53.7	0	89	2.5	21	35	53	0	0	107	3.1
1967-68	Cascella, Bob	4	0	0	3	0.0	0	0	0.0	4	6	66.7	0	2	0.5	0	0	0	0	0	4	1.0
1966-70	Case, Chip	68	0	375	885	42.4	0	0	0.0	240	324	74.1	0	276	4.1	65	114	87	0	0	990	14.6
1953-54	Casey, Bill	27	0	75	213	35.2	0	0	0.0	74	100	74.0	0	168	6.2	0	0	91	0	0	224	8.3
1975-79	Castellan, Steve	116	3005	337	692	48.7	0	0	0.0	207	293	70.6	0	799	6.9	104	207	369	44	87	881	7.6
2001-05	Clark, Jason	91	1551	166	271	61.3	0	0	0.0	89	134	66.4	152	317	3.5	41	78	213	67	112	421	4.6
1980-81	Collins, Louis	18	59	14	42	33.3	0	0	0.0	2	7	28.6	0	11	0.6	2	3	10	3	0	30	1.7
1964-67	Connelly, Jim	73	0	540	1282	42.1	0	0	0.0	346	479	72.2	0	428	5.9	0	0	0	0	0	1426	19.5
1961-64	Conner, Chip	68	0	456	1073	42.5	0	0	0.0	245	380	64.5	0	551	8.1	0	0	205	0	0	1157	17.0
1953-54	Cooke, Dave	27	0	65	173	37.6	0	0	0.0	39	66	59.1	0	105	3.9	0	0	50	0	0	169	6.3
1986-90	Cooke, Mark	51	210	26	67	38.8	6	17	35.3	16	29	55.2	13	40	0.8	6	11	19	3	3	74	1.5
1954-57	Cooper, Jerry	80	0	343	738	46.5	0	0	0.0	130	207	62.8	0	343	0.0	0	0	58	0	0	816	10.2
1965-66	Crackel, Jeff	14	0	5	29	17.2	0	0	0.0	12	15	80.0	0	20	1.4	0	0	0	0	0	22	1.6
1968-69	Creason, Bill	13	0	1	5	20.0	0	0	0.0	6	8	75.0	0	2	0.2	0	0	0	0	0	8	0.6
1979-80	Cross, Darren	12	56	8	18	44.4	0	0	0.0	8	11	72.7	0	8	0.7	5	9	11	2	0	24	2.0
1987-91	Crotty, John	129	4174	527	1270	41.5	179	517	34.6	413	595	69.4	68	296	2.3	683	347	287	127	17	1646	12.8
1994-98	Curtis, Mike	34	63	4	17	23.5	2	8	25.0	1	6	16.7	2	9	0.3	4	9	15	1	0	11	0.3
1988-89	Dabbs, Brent	33	814	107	246	43.5	2	12	16.7	69	108	63.9	79	240	7.3	30	65	70	6	6	285	8.6
1985-90	Daniel, Jeff	109	1256	47	128	36.7	0	1	0.0	57	94	60.6	74	243	2.2	33	67	182	30	10	151	1.4
1964-65	Davis, Bob	11	0	38	118	32.2	0	0	0.0	24	50	48.0	0	45	4.1	0	0	0	0	0	100	9.1
1958-60	Davis, Rex	10	0	3	15	20.0	0	0	0.0	3	6	50.0	0	16	1.6	0	0	0	0	0	9	0.9
1993-97	Deane, Harold	122	4269	490	1322	37.1	237	693	34.2	546	700	78.0	78	440	3.6	468	362	304	179	61	1763	14.5
2005-06	Deasey, Matt	6	6	0	1	0.0	0	0	0.0	0	0	0.0	0	0	0.0	0	0	1	0	0	0	0.0
1958-61	Densmore, Walter	68	0	158	418	37.8	0	0	0.0	118	167	70.7	0	315	4.6	0	0	72	0	0	434	6.4
1996-00	Dersch, Willie	118	2653	248	614	40.4	72	259	27.8	129	179	72.1	78	277	2.3	204	160	212	83	26	697	5.9
1969-72	DeWitt, Frank	79	0	234	550	42.5	0	0	0.0	177	257	68.9	0	354	4.5	73	135	184	0	0	645	8.2
2005-09	Diane, Mamadi	119	2921	363	892	40.7	130	380	34.2	166	228	72.8	142	418	3.5	122	164	211	83	56	1022	8.6
1999-01	Donon, Stephane	56	781	68	176	38.6	10	40	25.0	75	102	73.5	66	169	3.0	25	45	107	28	10	221	3.9
1998-02	Dowling, Jason	50	117	6	27	22.2	2	12	16.7	6	10	60.0	3	15	0.3	5	12	12	3	3	20	0.4
1971-74	Drummond, Al	79	1314	180	366	49.2	0	0	0.0	51	70	72.9	0	138	1.7	93	84	140	0	0	411	5.2
1996-00	Ducharme, Colin	91	1524	176	333	52.9	0	1	0.0	120	169	71.0	149	343	3.8	54	118	221	24	88	472	5.2
1984-87	Dyslin, John	55	430	28	60	46.7	0	0	0.0	8	26	30.8	15	89	1.6	5	30	75	6	22	64	1.2
1981-84	Edelin, Kenton	97	1710	126	201	62.7	1	1	100.0	66	140	47.1	0	444	4.6	74	98	277	51	62	319	3.3
1966-68	Eikenby, Mike	21	0	21	48	43.8	0	0	0.0	21	29	72.4	0	44	2.1	0	0	0	0	0	63	3.0
1961-63	Eller, John	35	0	19	49	38.8	0	0	0.0	13	30	43.3	0	64	1.8	0	0	59	0	0	51	1.5
1994-95	Ellsworth, Percy	15	43	4	6	66.7	0	0	0.0	4	4	100.0	1	7	0.5	3	2	6	1	1	12	0.8
1960-63	Engel, Gene	73	0	389	877	44.4	0	0	0.0	293	445	65.8	0	612	8.4	0	0	184	0	0	1071	14.7
1967-69	English, John	42	0	56	164	34.1	0	0	0.0	38	59	64.4	0	61	1.5	0	0	0	0	0	150	3.6
2009-13	Evans, Jontel	120	3096	247	594	41.6	13	42	31.0	88	158	55.7	37	247	2.1	419	224	243	149	8	595	5.0
1959-61	Farina, Louis	31	0	21	56	25.0	0	0	0.0	32	51	62.7	0	35	1.9	0	0	0	0	0	74	2.4
1970-71	Farmer, Jim	5	0	3	6	50.0	0	0	0.0	0	1	0.0	0	1	0.2	1	3	5	0	0	6	1.2
2007-11	Farrakhan, Mustapha	103	1941	234	620	37.7	89	26.7	33.3	170	219	77.6	30	171	1.7	135	144	119	43	19	727	7.1
1960-63	Flamm, Gene	70	0	68	217	31.3	0	0	0.0	77	120	64.2	0	220	3.1	0	0	173	0	0	213	3.0
1988-91	Floriani, Bernie	11	22	4	4	100.0	0	0	0.0	4	4	100.0	0	2	0.2	3	2	2	0	1	12	1.1
2003-05	Forbes, Gary	60	1375	201	448	44.9	36	125	28.8	73	134	54.5	82	241	4.0	71	110	145	48	47	511	8.5
1989-91	Ford, Blair	13	43	2	11	18.2	1	9	11.1	5	12	41.7	2	5	0.4	6	2	3	3	0	10	0.8
2004-06	Forkin, Mike	12	29	2	5	40.0	1	1	100.0	5	6	83.3	2	5	0.3	1	1	3	0	0	10	0.7
2013-14	Frazier, Maleek	12	23	0	4	0.0	0	1	0.0	0	0	0.0	0	2	0.2	2	4	4	1	1	0	0.0
1999-01	Friel, Keith	59	879	127	315	40.3	107	254	42.1	55	61	90.2	7	56	0.9	32	25	82	21	4	416	7.1
1968-69	Fulton, Bill	22	0	29	68	42.6	0	0	0.0													

# ACC Player Career Statistics

Year	Name	G	MIN	FG	FGA	PCT	3PT	3PA	PCT	FT	FTA	PCT	OR	TR	AVG	AST	TO	PF	STL	BLK	PTS	AVG	
1955-56	Hockersmith, Tom	14	0	2	0	0.0	0	0	0.0	7	11	63.6	0	0	0.0	0	0	0	0	0	11	0.8	
1956-57	Hunter, Kris	69	1145	85	208	40.9	0	0	0.0	58	98	59.2	101	244	3.5	29	44	85	14	126	228	3.3	
1974-78	Iavaroni, Marc	110	3267	458	934	49.0	0	0	0.0	328	481	68.2	0	718	6.5	107	296	361	32	24	1244	11.3	
1959-61	Jackey, Bill	29	0	29	8	37.5	0	0	0.0	13	25	52.0	0	4	0.4	0	0	0	0	0	71	2.4	
1960-63	Jarvis, Steven	62	0	50	125	30.4	0	0	0.0	35	63	55.6	0	60	1.4	0	0	36	0	0	135	2.2	
1976-80	Jefferson, Garland	96	948	159	344	46.2	0	0	0.0	77	93	82.8	0	155	1.6	36	51	97	22	7	395	4.1	
1989-93	Jeffries, Ted	129	3547	331	677	48.9	1	3	33.3	158	256	61.7	221	787	6.1	150	184	330	64	82	821	6.4	
2001-03	Jenifer, Keith	48	1220	77	216	35.6	12	44	27.3	56	96	58.3	21	125	2.6	184	112	144	44	4	222	4.6	
1953-58	Jenkins, Larry	7	0	2	9	22.2	0	0	0.0	13	18	72.2	0	6	0.9	0	0	10	0	0	17	2.4	
2011-13	Jespersion, Paul	56	1120	69	201	34.3	47	139	33.8	11	14	78.6	7	95	1.7	35	42	74	21	17	1966	3.5	
1966-67	Johnson, Charlie	2	0	0	1	0.0	0	0	0.0	0	0	0.0	0	0	0.0	0	0	0	0	0	0	0.0	
1990-92	Johnson, Derrick	30	216	14	36	38.9	1	11	9.1	4	7	57.1	8	15	0.5	24	21	21	14	1	33	1.1	
2011-12	Johnson, James	6	36	0	3	0.0	0	0	0.0	9	16	56.3	2	8	1.3	8	2	3	0	0	9	1.5	
1984-88	Johnson, John	108	2915	360	799	45.1	28	73	38.4	247	328	75.3	30	209	1.9	426	218	139	75	6	995	9.2	
1981-85	Johnson, Kenny	56	379	35	102	34.3	0	0	0.0	24	46	52.2	0	23	0.4	33	34	39	14	0	94	1.7	
1995-96	Johnson, Scott	19	272	25	59	42.4	5	17	29.4	14	19	73.7	30	55	2.9	7	15	38	1	5	69	3.6	
1961-64	Johnson, Tom	9	0	0	5	0.0	0	0	0.0	3	5	60.0	0	0	0.0	0	0	6	0	0	3	0.3	
1978-82	Jones, Jeff	129	3939	324	621	52.2	0	0	0.0	202	272	74.3	0	301	2.3	598	280	266	189	12	850	6.6	
2007-10	Jones, Jeff	90	1554	186	491	37.9	83	236	35.2	100	130	76.9	28	148	1.6	54	68	94	38	9	555	6.2	
2013-14	Jones, Jeff	10	21	1	3	33.3	0	1	0.0	1	3	33.3	0	5	0.5	0	1	0	1	1	3	0.3	
2012-14	Jones, Teven	59	530	31	96	32.3	11	37	29.7	28	43	65.1	3	26	0.4	42	28	61	18	2	101	1.7	
1960-61	Jones, Timothy	2	0	0	0	0.0	0	0	0.0	0	0	0.0	0	0	0.0	0	0	0	0	0	0	0.0	
2009-10	Jonke, Tom	6	9	0	1	0.0	0	1	0.0	0	0	0.0	0	0	0.0	0	2	0	1	0	0	0.0	
2004-08	Joseph, Adrian	117	2673	346	826	41.9	158	452	35.0	81	109	74.3	127	459	3.9	83	124	149	53	41	931	8.0	
1967-68	Joyce, Tom	12	0	10	36	27.8	0	0	0.0	1	11	9.1	0	10	0.8	0	0	0	0	0	0	21	1.8
1965-68	Katos, Mike	72	0	458	1048	43.7	0	0	0.0	262	345	75.9	0	511	7.1	0	0	0	0	0	1178	16.4	
1987-91	Katstra, Dirk	67	368	33	101	32.7	14	56	25.0	11	25	44.0	14	47	0.7	23	27	47	6	3	91	1.4	
1961-64	Katstra, Richard	56	0	122	311	39.2	0	0	0.0	81	143	56.6	0	276	4.9	0	0	130	0	0	325	5.8	
1985-87	Kennedy, Drew	61	1883	301	525	57.3	0	1	0.0	187	251	74.5	94	389	6.4	50	87	157	57	20	789	12.9	
1984-88	Kennedy, Mel	115	3386	571	1159	49.3	40	107	37.4	233	311	74.9	93	535	4.7	149	193	280	55	35	1415	12.3	
1968-71	Kennelly, Kevin	55	0	88	244	36.1	0	0	0.0	98	123	79.7	0	105	1.9	76	99	44	0	0	274	5.0	
1967-69	Kinn, Tony	50	0	326	768	42.4	0	0	0.0	94	136	69.1	0	120	2.4	0	0	0	0	0	746	14.9	
1989-91	Kirby, Terry	29	227	34	82	41.5	9	32	28.1	5	14	35.7	13	30	1.0	12	19	30	17	2	82	2.8	
2012-14	Kirven, Caid	19	40	2	6	33.3	0	0	0.0	0	0	0.0	1	5	0.3	0	4	2	0	0	4	0.2	
1977-81	Klein, Jeff	59	445	36	83	43.4	0	0	0.0	34	48	70.8	0	59	1.0	41	34	49	24	3	106	1.8	
1953-54	Knowles, Eddie	8	0	0	4	0.0	0	0	0.0	3	3	100.0	0	4	0.5	0	0	4	0	0	3	0.4	
2009-10	Kody, Thomas	4	0	0	2	0.0	0	0	0.0	0	0	0.0	1	1	0.3	1	1	1	1	0	0	0.0	
1974-78	Koesters, Dave	107	2208	254	605	42.0	0	0	0.0	166	214	77.6	0	160	1.5	137	173	245	38	2	674	6.3	
1966-68	Koval, Barry	34	0	28	78	35.9	0	0	0.0	44	64	68.8	0	55	1.6	0	0	0	0	0	100	2.9	
1957-61	Lambert, Ward	9	0	0	1	0.0	0	0	0.0	4	10	40.0	0	2	0.5	0	0	0	0	0	4	0.4	
1961-64	Lambiotte, Jay	57	0	100	237	42.2	0	0	0.0	63	93	67.7	0	143	2.5	0	0	90	0	0	263	4.6	
1982-84	Lambiotte, Ken	25	183	30	55	54.5	0	6	0.0	17	25	68.0	0	29	1.2	12	17	15	3	2	77	3.1	
1977-81	Lamp, Jeff	123	4231	841	1710	49.2	0	0	0.0	635	748	84.9	0	515	4.2	250	350	256	109	12	2317	18.8	
2008-10	Landesberg, Sylvan	55	1825	316	719	44.0	39	111	35.1	259	323	80.2	84	301	5.5	155	138	106	49	11	930	16.9	
1973-77	Langloh, Billy	108	3080	470	1009	46.6	0	0	0.0	300	417	71.9	0	315	2.9	286	298	269	42	4	1240	11.5	
1959-62	Laquintano, Anthony	73	0	493	1413	34.9	0	0	0.0	277	393	70.5	0	249	3.4	0	0	128	0	0	1263	17.3	
1979-81	Lattimore, Lewis	54	342	43	94	45.7	0	0	0.0	35	63	55.6	0	93	1.7	4	26	74	4	5	121	2.2	
1966-68	Laws, Gary	43	0	47	93	50.5	0	0	0.0	25	46	54.3	0	61	1.4	0	0	0	0	0	119	2.8	
1998-00	Lemcke, Cade	36	144	13	28	46.4	8	19	42.1	3	5	60.0	5	14	0.4	6	8	16	2	1	37	1.0	
1965-66	Lettice, Jack	15	0	14	47	29.8	0	0	0.0	5	8	62.5	0	28	1.9	0	0	0	0	0	33	2.2	
1998-99	Lloyd, Brandon	8	12	1	1	100.0	0	0	0.0	3	4	75.0	0	2	0.3	1	0	1	0	1	5	0.6	
2002-04	Lodge, Robert	8	9	0	1	0.0	0	1	0.0	2	2	100.0	0	1	0.1	1	0	1	0	0	2	0.3	
1953-55	Lotts, Dick	49	0	44	102	43.1	0	0	0.0	33	51	64.7	0	23	1.2	0	0	20	0	0	121	2.5	
1997-01	Lyons, Greg	27	45	11	24	45.8	10	22	45.5	4	4	100.0	1	3	0.1	5	4	1	3	0	36	1.3	
1978-79	MacBeth, Peter	7	21	2	5	40.0	0	0	0.0	1	5	20.0	0	4	0.6	0	5	6	0	0	5	0.7	
1999-04	Mapp, Majestic	73	1066	79	264	29.9	32	120	26.7	57	95	60.0	16	70	1.0	120	96	39	31	1	247	3.4	
1996-98	Marcaccini, Monte	52	637	32	101	31.7	15	57	26.3	17	37	45.9	44	135	2.6	37	39	84	14	6	96	1.8	
1998-99	Martin, Marcus	9	14	1	8	12.5	0	1	0.0	1	2	50.0	2	4	0.4	1	1	1	1	3	3	0.3	
1984-88	Martin, Tim	40	286	32	71	45.1	0	0	0.0	14	23	60.9	31	71	1.8	10	18	28	8	5	78	2.0	
1999-02	Mason, Roger	89	2634	388	889	43.6	137	365	37.5	318	366	86.9	66	269	3.0	230	195	209	90	33	1231	13.8	
2000-02	Mathis, J.C.	57	814	92	212	43.4	3	8	37.5	49	100	49.0	81	175	3.1	31	68	104	11	26	236	4.1	
1996-98	McAndrew, Craig	26	218	2	15	13.3	0	0	0.0	5	14	35.7	10	32	1.2	13	16	48	2	1	9	0.3	
1969-72	McCandlish, Scott	79	0	400	892	44.8	0	0	0.0	226	330	68.5	0	761	9.6	99	114	247	0	0	1026	13.0	
1953-56	McCarty, Bob	83	0	643	1353	47.5	0	0	0.0	339	446	76.0	0	327	6.1	0	0	69	0	0	1625	19.6	
2006-07	McCormick, Bob	3	6	0	0	0.0	0	0	0.0	2	4	50.0	1	1	0.3	0	0	0	0	0	2	0.7	
1971-72	McCurdy, Bob	20	0	31	52	59.6	0	0	0.0	22	30	73.3	0	44	2.2	3	23	39	0	0	84	4.2	
1990-91	McGowan, Taylor	1	2	0	1	0.0	0	0	0.0	0	0	0.0	0	0	0.0	0	0	0	0	0	0	0.0	
1971-74	McKeag, Bob	74	1113	185	395	46.8	0	0	0.0	78	122	63.9	0	271	3.7	98	120	157	0	0	448	6.1	
1958-59	McKenzie, Jay	10	0	55	153																		

# ACC Player Career Statistics

Year	Name	G	MIN	FG	FGA	PCT	3PT	3PA	PCT	FT	FTA	PCT	OR	TR	AVG	AST	TO	PF	STL	BLK	PTS	AVG	
2012-14	Noite, Evan	67	991	91	223	40.8	59	159	37.1	45	59	76.3	28	111	1.7	140	40	62	33	4	203	5.5	
1955-58	O'Bryan, Mike	15	0	5	9	55.6	0	0	0.0	0	1	0.0	0	5	0.3	0	0	0	0	0	0	10	0.7
1988-92	Oliver, Anthony	121	2421	367	845	43.4	24	70	34.3	100	144	69.4	82	284	2.3	140	143	258	113	15	858	7.1	
1976-80	Owens, Mike	108	2720	369	740	49.9	0	0	0.0	180	244	73.8	0	480	4.4	92	129	258	59	15	918	8.5	
1990-94	Parker, Cornel	126	3342	298	747	39.9	56	208	26.9	221	342	64.6	236	566	4.5	313	245	316	92	54	873	6.9	
1970-73	Parkhill, Barry	79	845	549	1284	42.8	0	0	0.0	339	426	79.6	0	323	4.1	369	272	266	0	0	1437	18.2	
1953-56	Pearre, Austin	73	0	144	319	45.1	0	0	0.0	158	228	69.3	0	360	6.7	0	0	85	0	0	446	6.1	
2013-14	Perrantes, London	37	1105	61	159	38.4	38	87	43.7	43	50	86.0	8	81	2.2	140	40	62	33	4	203	5.5	
1976-77	Perry, Joe	1	6	3	3	100.0	0	0	0.0	0	2	0.0	0	2	2.0	0	1	0	0	0	1	6	6.0
2006-08	Pettinella, Ryan	53	641	62	97	63.9	0	0	0.0	18	72	25.0	69	139	2.6	6	28	127	6	6	142	2.7	
1983-86	Polynice, Olden	95	3035	442	765	57.8	0	0	0.0	267	436	61.2	0	667	7.0	52	220	223	25	86	1151	12.1	
1993-94	Powell, Mike	19	102	8	34	23.5	0	7	0.0	14	18	77.8	2	13	0.7	10	21	24	6	1	30	1.6	
1995-96	Presley, Darryl	10	47	2	13	15.4	0	1	0.0	2	4	50.0	8	17	1.7	2	5	11	0	1	6	0.6	
1987-88	Price, Ron	9	19	1	6	16.7	0	3	0.0	4	5	80.0	1	1	0.1	0	2	4	2	0	6	0.7	
1966-67	Quinn, John	9	0	20	65	30.8	0	0	0.0	11	17	64.7	0	17	1.9	0	0	0	0	0	51	5.7	
1977-81	Raker, Lee	111	3072	560	1114	50.3	0	0	0.0	303	389	77.9	0	342	3.1	160	197	327	98	9	1423	12.8	
1955-56	Randle, Sonny	7	0	0	0	0.0	0	0	0.0	0	0	0.0	0	0	0.0	0	0	0	0	0	0	0.0	
1969-72	Rash, Tim	78	0	274	597	45.9	0	0	0.0	119	153	77.8	0	157	2.0	158	185	174	0	0	667	8.6	
2004-05	Ravenell, Tryshyan	2	4	0	0	0.0	0	0	0.0	0	0	0.0	0	0	0.0	0	0	0	1	0	0	0.0	
1965-69	Reams, Buddy	55	0	212	477	44.4	0	0	0.0	78	125	62.4	0	399	7.3	0	0	0	0	0	502	9.1	
2003-04	Redd, Vince	1	1	0	0	0.0	0	0	0.0	0	0	0.0	0	0	0.0	0	0	0	0	1	0	0.0	
2010-11	Regan, Will	20	132	11	26	42.3	1	4	25.0	2	5	40.0	8	18	0.9	0	6	9	2	6	25	1.3	
2003-07	Reynolds, J.R.	120	3681	530	1292	41.0	221	610	36.2	402	501	80.2	79	343	2.9	317	263	300	101	13	1683	14.0	
1961-62	Robertson, Robert	1	0	1	0	0.0	0	0	0.0	0	0	0.0	0	0	0.0	0	0	0	0	0	0	2.0	
1979-83	Robinson, Craig	129	2587	335	712	47.1	0	1	0.0	218	319	68.3	0	591	4.6	88	204	236	49	47	888	6.9	
1993-97	Robinson, Jamal	122	2571	301	734	41.0	43	159	27.0	129	204	63.2	155	481	3.9	200	153	250	68	28	774	6.3	
1963-64	Rockelein, Whitey	16	0	4	14	28.6	0	0	0.0	6	10	60.0	0	10	0.6	0	13	0	0	0	14	0.9	
1999-03	Rogers, Jason	51	188	39	73	53.4	1	1	100.0	24	45	53.3	25	58	1.1	2	7	20	6	28	103	2.0	
2010-14	Rogers, Thomas	40	82	3	21	14.3	3	16	18.8	1	4	25.0	0	14	0.4	4	8	7	0	0	10	0.3	
1981-82	Runcie, Jim	6	15	3	7	42.9	0	0	0.0	0	0	0.0	0	3	0.5	0	4	3	2	0	6	1.0	
1979-83	Sampson, Ralph	132	4070	899	1584	56.8	3	5	60.0	427	650	65.7	0	1511	11.4	157	342	369	95	462	2228	16.9	
1963-66	Sanders, Jerry	67	0	218	436	50.0	0	0	0.0	173	264	65.5	0	347	5.2	0	58	0	0	0	609	9.1	
1959-60	Sanders, Kenneth	3	0	0	4	0.0	0	0	0.0	2	3	66.7	0	1	0.3	0	0	0	0	0	2	0.7	
1973-78	Schetlick, Ed	69	489	41	125	32.8	0	0	0.0	30	42	71.4	0	96	1.4	21	39	80	1	1	112	1.6	
1965-66	Schroeder, John	22	0	58	130	44.6	0	0	0.0	23	39	59.0	0	126	5.7	0	0	0	0	0	139	6.3	
2008-12	Scott, Mike	130	3457	585	1122	52.1	16	44	36.4	352	454	77.5	334	944	7.3	263	124	211	51	85	1538	11.8	
1972-76	Sefcik, Bob	21	38	5	21	23.8	0	0	0.0	0	0	0.0	0	7	0.3	2	2	5	0	0	10	0.5	
2008-12	Sene, Assane	95	1749	128	278	46.0	0	0	0.0	80	144	55.6	146	425	4.5	253	19	84	108	20	336	3.5	
1983-87	Sheehy, Tom	127	3307	501	745	67.2	6	23	26.1	233	308	75.6	57	584	4.6	209	226	319	87	20	1241	9.8	
2007-11	Sherrill, Will	70	927	77	188	41.0	37	103	35.9	6	11	54.5	59	161	2.3	30	34	102	28	8	197	2.8	
2005-06	Shiembob, Drew	12	43	6	8	75.0	0	0	0.0	2	2	100.0	4	5	0.4	3	0	3	1	0	14	1.2	
1956-59	Shiwers, John	73	0	204	523	39.0	0	0	0.0	188	267	70.4	0	529	7.2	0	0	69	0	0	596	8.2	
1984-88	Simms, Darrick	114	1772	195	444	43.9	8	22	36.4	128	169	75.7	50	218	1.9	164	149	173	50	17	526	4.6	
2004-08	Singletary, Sean	123	4034	642	1583	40.6	222	614	36.2	573	677	84.6	120	490	4.0	587	402	322	200	7	2079	16.9	
1969-70	Slaysman, Mike	7	0	1	7	14.3	0	0	0.0	1	5	20.0	0	2	0.3	0	0	0	0	0	3	0.4	
2002-05	Smith, Devin	85	2328	399	912	43.8	161	456	35.3	172	226	76.1	109	431	5.1	103	164	201	79	68	1131	13.3	
1989-93	Smith, Doug	117	1527	112	270	41.5	59	165	35.8	80	102	78.4	28	153	1.3	205	103	113	39	10	363	3.1	
1965-67	Smith, Mike	31	0	17	46	37.0	0	0	0.0	16	30	53.3	0	45	1.5	0	0	0	0	0	50	1.6	
1960-61	Smith, Wallace	1	0	0	0	0.0	0	0	0.0	0	0	0.0	0	0	0.0	0	0	64	0	0	0	0.0	
1982-83	Smith, Wingo	17	55	9	19	47.4	0	0	0.0	3	7	42.9	0	14	0.8	0	2	7	1	0	21	1.2	
1983-87	Solomon, Anthony	56	192	12	27	44.4	1	2	50.0	33	50	66.0	0	23	0.4	24	28	26	6	0	58	1.0	
2004-09	Soroye, Tunji	99	1261	56	119	47.1	0	0	0.0	49	79	62.0	98	265	2.7	14	74	184	23	96	161	1.6	
1961-64	Spohn, Gary	45	0	35	99	35.4	0	0	0.0	17	33	51.5	0	65	1.4	0	0	57	0	0	87	1.9	
2009-10	Spurlock, Tristan	13	60	12	28	42.9	2	12	16.7	5	7	71.4	3	10	0.8	1	6	4	6	1	31	2.4	
1971-74	Stahurski, Lanny	73	487	65	131	49.6	0	0	0.0	43	76	56.6	0	192	2.6	61	79	102	0	0	173	2.4	
1964-67	Stant, Fred	34	0	43	85	50.6	0	0	0.0	38	64	59.4	0	85	2.5	0	0	0	0	0	124	3.6	
1994-98	Staples, Curtis	122	4072	573	1406	40.8	413	1079	38.3	198	262	75.6	113	482	4.0	187	183	240	97	21	1757	14.4	
1990-92	Stewart, Corey	14	57	9	26	34.6	0	0	0.0	8	10	80.0	6	20	1.4	1	4	4	2	1	26	1.9	
1988-92	Stith, Bryant	131	4391	856	1774	48.3	114	323	35.3	690	875	78.9	342	859	6.6	216	280	308	177	46	2516	19.2	
1956-59	Stobbs, Dick	57	0	90	152	35.7	0	0	0.0	85	130	65.4	0	120	2.1	0	0	24	0	0	265	4.6	
1975-79	Stokes, Bob	116	2667	232	426	54.5	0	0	0.0	214	300	71.3	0	228	2.0	218	173	223	116	1	678	5.8	
1980-84	Stokes, Ricky	134	2286	204	382	53.4	0	2	0.0	232	304	76.3	0	164	1.2	215	162	257	140	4	640	4.8	
2006-10	Tat, Solomon	66	427	36	89	40.4	0	5	0.0	34	52	65.2	21	77	1.2	23	29	56	16	1	106	1.6	
2012-14	Tobey, Mike	67	1084	186	370	50.3	4	8	50.0	65	90	72.4	104	225	3.4	24	55	113	12	57	441	6.6	
2006-09	Tucker, Jamil	88	1292	162	371	43.7	83	204	40.7	62	95	65.3	68	269	3.1	40	71	163	26	33	469	5.3	
1972-75	Tully, Brian	38	333	26	63	41.3	0	0	0.0	23	33	69.7	0	35	0.9	28	40	31	0	0	75	2.0	
1987-91	Turner, Kenny	129	3382	460	987	46.6	62	210	29.5	238	311	76.5	244	707	5.5	159	169	240	115	54	1220	9.5	
1954-57																							



# ACC Player Career Statistics

Year	Name	G	MIN	FG	FGA	PCT	3PT	3PA	PCT	FT	FTA	PCT	OR	TR	AVG	AST	TO	PF	STL	BLK	PTS	AVG
2007-11	Delaney, Malcolm	136	4688	635	1585	40.1	264	727	36.30	721	853	84.5	113	477	3.5	543	377	363	175	24	2255	16.6
2005-09	Diakite, Cheick	126	1575	136	272	50.0	0	0	0.00	46	87	52.9	151	356	2.8	14	58	199	11	125	318	2.5
2004-05	Dixon, Carlos	30	938	150	336	44.6	54	131	41.20	61	79	77.2	36	136	4.5	53	63	76	54	23	415	13.8
2012-14	Donlon, Greg	21	23	1	3	33.3	0	0	0.0	2	4	50.0	0	4	0.2	0	0	3	0	1	4	0.2
2004-07	Dowdell, Zabian	94	3206	515	1162	44.3	164	421	39.00	289	383	75.5	70	310	3.3	291	204	169	189	18	1483	15.8
2010-13	Eddie, Jarell	92	2163	252	617	40.8	111	311	35.7	162	196	82.7	69	394	4.3	103	128	198	32	45	777	8.4
2013-14	Emelogu, Ben	22	599	80	202	39.6	40	108	37.0	32	47	68.1	11	68	3.1	41	34	48	13	5	232	10.5
2011-12	Finney-Smith, Dorian	33	957	69	208	33.2	26	71	36.60	45	77	58.4	91	232	7.0	89	62	57	23	24	209	6.3
2010-12	Garland, Tyrone	38	874	41	100	41.0	12	42	28.60	23	31	74.2	4	12	0.3	33	23	28	0	8	117	3.1
2004-07	Gordon, Jamon	93	3104	410	920	44.6	52	191	27.20	174	278	62.6	133	480	5.2	407	219	278	224	71	1046	11.2
2009-13	Green, Erick	129	3653	590	1354	43.6	141	419	33.7	420	522	80.5	57	327	2.5	323	182	209	155	26	1741	13.5
2010-11	Griffin, Andrew	6	15	1	4	25.0	0	0	0.00	0	0	0.0	0	2	0.3	0	1	2	1	1	2	0.3
2004-06	Harris, Shawn	40	272	39	78	50.0	6	20	30.00	25	35	71.4	15	34	0.8	8	20	44	19	1	109	2.7
2007-12	Hudson, Dorenzo	135	2126	419	1032	40.6	107	360	29.70	255	332	76.8	103	336	2.5	196	177	201	17	83	1200	8.9
2011-14	Johnston, Will	63	926	48	138	34.8	45	127	35.4	16	28	57.1	8	74	1.2	28	19	59	17	1	157	2.5
2004-05	King, Jeff	16	98	6	25	24.0	0	3	0.00	6	12	50.0	9	23	1.4	5	14	25	0	1	18	1.1
2004-07	Krabbendam, Robert	47	340	24	73	32.9	0	7	0.00	9	20	45.0	16	55	1.2	6	16	42	10	8	57	1.2
2006-07	Munson, Nigel	32	355	38	87	43.7	15	39	38.50	6	7	85.7	6	29	0.9	36	24	31	7	0	97	3.0
2010-11	Parker, Prince	4	5	1	1	100.0	0	0	0.00	0	0	0.0	0	1	0.3	0	0	2	0	0	2	0.5
2012-13	Patrick, Marcus	11	40	2	11	18.2	0	4	0.0	2	4	50.0	0	5	0.5	2	6	8	1	0	6	0.5
2008-09	Penneton, Chad	3	1	0	1	0.0	0	1	0.00	0	0	0.0	0	0	0.0	0	0	0	0	0	0	0.0
2011-13	Racer, Joey	20	41	5	14	35.7	1	6	16.7	1	3	33.3	3	5	0.3	1	4	4	0	0	12	0.6
2009-14	Raines, Cadarian	112	1937	232	481	48.2	0	0	0.0	85	163	52.1	203	444	4.0	48	89	245	46	90	549	4.9
2011-14	Rankin, Marquis	53	881	58	157	36.9	23	66	34.8	26	43	60.5	15	53	1.0	51	60	105	24	4	165	3.1
2004-06	Ritchie, Bob	12	18	2	4	50.0	0	2	0.00	5	7	71.4	0	0	0.0	1	1	1	2	0	9	0.8
2004-07	Sailes, Markus	66	1198	67	147	45.6	5	22	22.70	41	80	51.3	39	116	1.8	88	42	73	52	6	180	2.7
2013-14	Smith, Adam	14	361	56	146	38.4	24	67	35.8	18	22	81.8	3	32	2.3	30	20	17	2	0	154	11.0
2009-10	Swindle, Gene	1	0	0	1	0.0	0	0	0.00	0	0	0.0	1	1	1.0	0	0	0	0	0	0	0.0
2008-09	Synstad, Evan	2	1	0	1	0.0	0	0	0.00	0	0	0.0	0	2	1.0	0	0	1	0	0	0	0.0
2007-11	Thompson, J.T.	34	682	97	203	47.8	3	6	50.00	50	74	67.6	54	158	4.6	19	35	91	27	10	247	7.3
2013-14	Thompson, Trevor	30	486	50	122	41.0	0	0	0.0	49	75	65.3	42	140	4.7	6	44	76	8	28	149	5.0
2007-09	Thoms, Hank	65	1305	82	251	32.7	30	117	25.60	49	75	65.3	32	118	1.8	185	104	95	57	1	243	3.7
2004-08	Travis, Marcus	27	72	4	9	44.4	2	7	28.60	1	2	50.0	1	14	0.5	7	5	7	5	1	11	0.4
2004-07	Tucker, Chris	50	429	26	70	37.1	5	19	26.30	17	29	58.6	21	68	1.4	13	16	56	11	10	74	1.5
2010-14	van Zegeren, Joey	66	1151	125	247	50.6	0	1	0.0	53	137	38.1	113	254	3.8	13	79	178	20	75	303	4.6
2005-09	Vassallo, A.D.	133	3806	639	1439	44.4	267	694	38.50	277	350	79.7	115	581	4.4	222	244	286	82	62	1822	13.7
2005-09	Vinson, Terrance	28	71	3	12	25.0	0	0	0.00	2	2	100.0	4	13	0.5	1	9	6	0	3	8	0.3
2004-08	Washington, Deron	128	3747	503	1076	46.7	48	163	29.40	354	575	61.6	241	689	5.4	193	223	398	151	115	1408	11.0
2013-14	Wilson, Devin	31	1081	75	201	37.3	14	45	31.1	122	185	65.9	15	100	3.2	148	90	77	25	5	286	9.2
2006-10	Witcher, Lewis	125	1341	112	230	48.7	0	0	0.00	40	82	48.8	112	228	1.8	11	45	164	23	41	264	2.1
2004-06	Witherspoon, Wynton	44	625	67	174	38.5	25	90	27.80	29	60	48.3	23	61	1.4	30	31	38	23	12	188	4.3
2012-14	Wood, Marshall	51	825	60	184	32.6	30	105	28.6	42	60	70.0	47	186	3.6	24	47	94	5	17	192	3.8

## Wake Forest

1967-70	Ackley, Dan	76	0	211	453	46.6	0	0	0.0	93	148	62.8	0	361	4.8	0	0	198	0	0	515	6.8
2012-14	Adala-Moto, Arnaud	64	1154	141	323	43.7	5	31	16.1	115	183	62.8	94	291	4.5	33	85	165	36	8	402	6.3
1964-65	Altengarten, Jim	21	0	38	100	38.0	0	0	0.0	21	34	61.8	0	84	4.0	0	0	32	0	0	97	4.6
2008-10	Aminu, Al-Farouq	62	1869	313	657	47.6	25	105	23.8	241	351	68.7	204	585	9.4	87	180	172	74	82	892	14.4
1995-99	Amonett, Joseph	106	1377	80	254	31.5	48	171	28.1	74	102	72.5	17	126	1.2	73	81	140	37	2	282	2.7
1962-65	Anderson, John	54	0	156	328	47.6	0	0	0.0	81	97	83.5	0	83	1.5	0	0	110	0	0	393	7.3
2012-14	Antonelli, Duke	6	6	1	3	33.3	0	0	0.00	0	0	0.0	1	2	0.3	0	0	0	0	0	2	0.3
1997-00	Arinze, Niki	56	1252	118	277	42.6	1	7	14.3	104	188	55.3	102	263	4.7	72	96	116	45	37	341	6.1
1955-56	Austin, George	3	0	0	2	0.0	0	0	0.00	0	2	0.0	0	1	0.3	0	0	1	0	0	0	0.0
1991-95	Banks, Travis	116	2459	273	575	47.5	2	17	11.8	140	222	63.1	199	489	4.2	126	99	123	82	29	688	5.9
2002-04	Benken, Scott	11	29	3	5	60.0	1	2	50.0	6	6	100.0	4	11	1.0	2	1	0	2	0	13	1.2
1966-67	Bertram, Mickey	4	0	0	2	0.0	0	0	0.00	0	0	0.0	0	1	0.3	0	0	2	0	0	0	0.0
2008-09	Bitove, Brett	2	2	0	0	0.0	0	0	0.00	0	0	0.0	0	0	0.0	0	0	0	0	0	0	0.0
1986-88	Black, Tony	45	1048	115	284	40.5	19	60	31.7	40	51	78.4	0	113	2.5	104	95	68	28	6	289	6.4
1990-94	Blucas, Marc	89	1710	132	277	47.7	91	196	46.4	32	54	59.3	57	187	2.1	114	65	149	43	9	387	4.3
1985-86	Boggs, Drew	2	2	0	0	0.0	0	0	0.00	0	0	0.0	0	1	0.5	0	1	1	0	0	0	0.0
1983-87	Bogues, Tyrone	119	3571	386	816	47.3	35	79	44.3	179	239	74.9	0	290	2.4	781	297	277	275	4	986	8.3
2009-10	Bolton, Phaethon	2	2	0	0	0.0	0	0	0.00	0	0	0.0	0	0	0.0	0	0	0	1	0	0	0.0
1964-67	Boshart, Jim	77	0	335	794	42.2	0	0	0.00	204	326	62.6	0	469	6.1	0	0	193	0	0	874	11.4
1955-58	Bowers, Henry	35	0	42	105	40.0	0	0	0.00	21	31	67.7	0	54	1.5	0	0	26	0	0	105	3.0
1985-89	Boyd, Cal	112	2339	296	629	47.1	116	247	47.0	104	130	80.0	0	166	1.5	259	151	190	68	6	812	7.3
1994-98	Braswell, Jerry	115	2341	238	566	42.0	116	297	39.1	112	145	77.2	59	236	2.1	158	178	185	47	3	704	6.1
1965-68	Broadway, Jim	61	0	44	105	41.9	0	0	0.00	40	54	74.1	0	76	1.2	0	0	76	0	0	128	2.1
1956-59	Broadway, Olin	66	0	190	446	42.6	0	0	0.00	132	198	66.7	0	325	4.9	0	0	153	0	0	512	7.8
1961-64	Brooks, Brad	38	0																			

# ACC Player Career Statistics

195

Year	Name	G	MIN	FG	FGA	PCT	3PT	3PA	PCT	FT	FTA	PCT	OR	TR	AVG	AST	TO	PF	STL	BLK	PTS	AVG
1975-79	Dale, Mark	99	1363	99	253	39.1	0	0	0.0	56	83	67.5	0	103	1.0	133	78	182	72	3	254	2.6
2001-05	Danielus, Vitas	123	2623	346	722	47.9	63	182	34.6	234	322	72.7	254	631	5.1	89	166	290	49	61	989	8.0
2008-09	Davis, Ben	2	2	0	2	0.0	0	0	0.0	0	0	0.0	0	0	0.0	0	0	0	0	0	0	0.0
1968-71	Davis, Charlie	79	0	696	1512	46.0	0	0	0.0	578	662	87.3	0	380	4.8	0	0	222	0	0	1970	24.9
1953-56	Davis, Lefty	84	0	574	1352	42.5	0	0	0.0	416	558	74.6	0	606	7.2	0	0	228	0	0	1564	18.6
1975-77	Davis, Maurice	6	16	2	8	25.0	0	0	0.0	0	2	0.0	0	5	0.8	0	1	3	1	0	4	0.7
1980-84	Davis, Scott	91	590	56	138	40.6	9	25	36.0	70	101	69.3	0	43	0.5	96	77	66	30	2	191	2.1
1998-02	Dawson, Craig	128	3160	481	1085	44.3	255	640	39.8	125	166	75.3	59	316	2.5	245	132	179	43	7	1342	10.5
1971-72	Dean, Michael	14	0	49	130	37.7	0	0	0.0	24	33	72.7	0	91	6.5	0	0	37	0	0	122	8.7
1999-00	Decker, Tate	16	93	14	41	34.1	3	5	60.0	6	8	75.0	12	29	1.8	1	7	17	2	5	37	2.3
1985-86	Deibert, Paul	24	209	13	30	43.3	0	0	0.0	13	26	50.0	0	40	1.7	2	13	34	2	2	39	1.6
1953-54	DePorter, Al	29	0	77	172	44.8	0	0	0.0	96	119	80.7	0	114	3.9	0	0	105	0	0	250	8.6
2010-12	Desrosiers, Carson	62	1262	104	249	41.8	17	53	32.1	50	77	64.9	49	234	3.8	136	45	50	112	21	275	4.4
1953-55	DeVos, Jim	36	0	24	77	31.2	0	0	0.0	20	28	71.4	0	21	0.6	0	0	42	0	0	68	1.9
1985-88	Dickens, Alan	47	740	43	79	54.4	0	0	0.0	28	46	60.9	0	107	2.3	20	38	92	12	2	114	2.4
1990-92	Doggett, Robert	47	386	26	81	32.1	10	40	25.0	15	28	53.6	14	43	0.9	47	20	43	16	1	77	1.6
2001-05	Downey, Taron	129	3339	354	815	43.4	184	478	38.5	226	267	84.6	47	310	2.4	366	231	166	94	10	1118	8.7
1968-69	DuBose, Bo	9	0	1	5	20.0	0	0	0.0	2	2	100.0	0	5	0.6	0	0	0	0	0	4	0.4
1993-97	Duncan, Tim	128	4496	790	1368	57.7	17	53	32.1	520	755	68.9	461	1570	12.3	288	335	303	69	481	2117	16.5
1971-74	Dwyer, Bobby	74	0	62	163	38.0	0	0	0.0	113	144	78.5	0	69	0.9	58	0	127	0	0	237	3.2
2002-05	Ellis, Chris	112	1534	140	281	49.8	36	80	45.0	99	142	69.7	137	329	2.9	42	86	168	23	70	415	3.7
1978-79	Ellis, Justin	53	428	35	78	44.9	0	0	0.0	21	29	72.4	0	93	1.8	9	40	66	12	17	91	1.7
2003-05	Feather, Scott	18	42	1	2	50.0	0	0	0.0	2	5	40.0	0	3	0.2	7	9	8	4	0	4	0.2
1958-61	Fennell, Bill	36	0	3	17	17.6	0	0	0.0	5	10	50.0	0	24	0.7	0	0	27	0	0	11	0.3
2011-12	Fields, Anthony	24	214	8	33	24.2	1	11	9.1	7	12	58.3	1	13	0.5	13	24	19	0	7	24	1.0
2011-13	Fischer, Chase	62	1249	109	296	36.6	74	205	36.1	41	54	75.9	16	102	1.6	66	53	62	35	4	333	5.4
1992-94	Fitzgibbons, Bobby	26	149	14	43	32.8	0	5	0.0	10	16	62.5	13	36	1.4	4	17	16	5	0	38	1.5
1998-00	Fitzpatrick, Jim	38	247	7	37	18.9	3	20	15.0	7	8	87.5	10	28	0.7	22	21	20	12	0	24	0.6
1974-76	Floyd, Charlie	53	1104	146	330	44.2	0	0	0.0	67	107	62.6	0	244	4.6	74	0	109	43	17	359	6.8
1989-92	Forester, Mark	24	63	4	12	33.3	2	3	66.7	3	5	60.0	6	17	0.7	1	4	6	2	0	13	0.5
1957-60	Forte, Charles	2	0	124	298	41.6	0	0	0.0	113	164	68.9	0	94	1.3	0	0	147	0	0	361	5.0
2009-10	Fowler, Kyle	2	2	0	1	0.0	0	0	0.0	0	0	0.0	0	0	0.0	0	1	0	0	1	0	0.0
1972-76	Foye, Lee	99	440	180	407	44.2	0	0	0.0	71	113	62.8	0	418	4.2	26	0	205	15	17	431	4.4
1955-56	Frauson, Jack	3	0	3	6	50.0	0	0	0.0	3	4	75.0	0	6	2.0	0	0	4	0	0	9	3.0
1996-00	Fuller, Tim	38	73	8	19	42.1	1	7	14.3	1	6	16.7	1	6	0.2	2	6	7	1	0	18	0.5
1981-85	Garber, Lee	116	1678	213	465	45.8	2	6	33.3	205	306	67.0	0	294	2.5	138	105	165	41	12	633	5.5
1953-55	George, Maurice	54	0	112	237	47.3	0	0	0.0	139	179	77.7	0	227	4.2	0	0	97	0	0	363	6.7
1955-57	Gerdes, Jon	8	0	2	10	20.0	0	0	0.0	0	2	0.0	0	12	1.5	0	0	3	0	0	4	0.5
1954-57	Gilley, Jim	80	0	242	584	41.4	0	0	0.0	257	370	69.5	0	543	6.8	0	0	193	0	0	741	9.3
2008-12	Godwin, Brooks	33	65	3	12	25.0	0	0	0.0	3	8	37.5	4	14	0.4	5	0	1	0	1	9	0.3
1997-98	Goodman, Chuck	3	3	0	0	0.0	0	0	0.0	0	0	0.0	0	0	0.0	0	0	0	0	0	0	0.0
1994-98	Goosby, Steven	111	1753	194	493	39.4	127	326	39.0	68	98	69.4	79	195	1.8	64	88	160	32	11	583	5.3
1972-73	Grant, J.J.	16	0	9	29	31.0	0	0	0.0	6	11	54.5	0	31	1.9	2	0	38	0	0	24	1.5
2002-06	Gray, Justin	120	3702	605	1516	39.9	319	860	37.1	417	518	80.5	74	397	3.3	382	318	319	138	6	1946	16.2
2011-12	Green, Daniel	27	199	10	29	34.5	0	0	0.0	18	31	58.1	12	45	1.7	32	5	13	3	3	38	1.4
1982-85	Green, Kenny	84	2543	524	965	54.3	0	0	0.0	204	308	66.2	0	554	6.6	79	160	216	53	89	1252	14.9
1956-59	Greene, Bill	31	0	18	46	39.1	0	0	0.0	23	30	76.7	0	24	0.8	0	0	22	0	0	59	1.9
1997-99	Griffin, James	33	334	31	108	28.7	11	38	28.9	10	17	58.8	11	35	1.1	10	29	22	8	4	83	2.5
1974-78	Griffin, Rod	107	3574	773	1400	55.2	0	0	0.0	439	597	73.5	0	947	8.9	115	134	300	125	113	1985	18.6
1970-73	Griffin, Willie	63	0	248	561	44.2	0	0	0.0	82	112	73.2	0	156	2.5	7	0	80	0	0	578	9.2
2006-07	Gurley, Anthony	31	449	69	175	39.4	32	101	31.7	29	47	61.7	12	49	1.6	15	38	34	16	0	199	6.4
1967-70	Habegger, Larry	79	0	110	267	41.2	0	0	0.0	84	123	68.3	0	276	3.5	0	0	200	0	0	304	3.8
1969-72	Habegger, Rich	62	0	130	270	48.1	0	0	0.0	91	153	59.5	0	363	5.9	0	0	171	0	0	351	5.7
2005-09	Hale, Harvey	124	2343	249	718	34.7	129	414	31.2	185	234	79.1	45	249	2.0	130	155	245	104	8	812	6.5
1973-75	Hall, Haley	30	20	16	38	42.1	0	0	0.0	11	26	42.3	0	49	1.6	2	0	27	0	1	43	1.4
2000-02	Hamilton, A.W.	22	153	15	37	40.5	6	17	35.3	8	11	72.7	2	16	0.7	20	13	16	3	2	44	2.0
2009-13	Harris, C.J.	124	3970	459	1063	43.2	162	417	38.8	533	639	83.4	39	327	2.6	282	299	296	116	7	1613	13.0
1992-94	Harrison, Charlie	60	1693	166	432	38.4	42	131	32.1	78	103	75.7	28	118	2.0	186	113	98	51	5	452	7.5
1975-79	Harrison, Larry	109	2316	305	648	47.1	0	0	0.0	147	243	60.5	0	631	5.8	215	228	347	123	188	757	6.9
1958-61	Hart, Alley	75	0	266	579	45.9	0	0	0.0	93	119	78.2	0	176	2.3	0	0	129	0	0	625	8.3
1961-64	Hassell, Butch	80	0	268	576	46.5	0	0	0.0	110	141	78.0	0	158	2.0	0	0	164	0	0	646	8.1
1989-92	Hedgecoe, David	24	104	5	17	29.4	2	7	28.6	0	0	0.0	4	12	0.5	10	11	9	2	0	12	0.5
1978-82	Helms, Mike	111	3036	497	987	50.4	0	0	0.0	171	235	72.8	0	206	1.9	213	223	238	88	5	1165	10.5
1953-55	Hemric, Dick	55	0	447	875	51.1	0	0	0.0	532	713	74.6	0	939	17.1	0	0	147	0	0	1426	25.9
1976-80	Hendler, John	102	909	79	196	40.3	0	0	0.0	72	132	54.5	0	187	1.8	31	85	132	12	2	230	2.3
2003-04	Hendley, Todd	16	111	13	23	56.5	1	3	33.3	8	11	72.7	15	27	1.7	4	9	13	5	1	35	2.2
1994-97	Herbst, Ken	18	24	4	8	50.0	0	1	0.0	0	3	0.0	2	5	0.3	0	0	3	0	0	8	0.4
1962-65	Herring, Richard	69	0	95	231	41.1	0	0	0.0	55												

# ACC Player Career Statistics

Year	Name	G	MIN	FG	FGA	PCT	3PT	3PA	PCT	FT	FTA	PCT	OR	TR	AVG	AST	TO	PF	STL	BLK	PTS	AVG
1953-55	Kotecki, John.....	14	0	10	19	52.6	0	0	0.0	3	7	42.9	0	15	1.1	0	0	9	0	0	23	1.6
1956-57	Ladd, Joe.....	22	0	20	58	34.5	0	0	0.0	17	39	43.6	0	51	2.3	0	0	25	0	0	57	2.6
1985-87	Larkins, Arthur.....	31	677	50	104	48.1	0	0	0.0	38	66	57.6	0	118	3.8	13	30	77	23	4	138	4.5
1982-96	LaRue, Rusty.....	107	2012	226	503	44.9	151	349	43.3	64	74	86.5	34	206	1.9	103	91	127	66	5	667	6.2
1963-66	Leonard, Bob.....	80	0	623	1347	46.3	0	0	0.0	391	541	72.3	0	514	6.4	0	0	218	0	0	1637	20.5
2005-09	Lepore, Mike.....	19	21	1	4	25.0	1	4	25.0	0	0	0.0	0	0	0.0	0	2	0	0	0	3	0.2
2001-03	Lepore, Steve.....	49	565	65	165	39.4	38	120	31.7	19	27	70.4	32	103	2.1	41	44	63	16	4	187	3.8
2001-05	Levy, Jamal.....	125	3057	335	676	49.6	32	116	27.6	171	304	56.3	281	743	5.9	194	189	307	109	84	873	7.0
1969-72	Lewkowicz, John.....	70	0	182	425	42.8	0	0	0.0	85	123	69.1	0	126	1.8	0	0	90	0	0	449	6.4
2000-01	Lineberger, Matt.....	10	21	0	5	0.0	0	3	0.0	1	4	25.0	1	1	0.1	1	3	2	2	1	1	0.1
1953-54	Lipstas, Ray.....	28	0	86	234	36.8	0	0	0.0	84	134	62.7	0	181	6.5	0	0	90	0	0	256	9.1
2002-03	Little, T.J.....	5	12	0	0	0.0	0	0	0.0	0	0	0.0	1	1	0.2	1	2	3	0	0	0	0.0
1991-92	Llewellyn, Cordell.....	19	136	9	31	29.0	2	8	25.0	6	12	50.0	4	20	1.1	11	17	10	5	0	26	1.4
1959-60	Loeffler, Frank.....	15	0	10	21	47.6	0	0	0.0	5	7	71.4	0	25	1.7	0	0	16	0	0	25	1.7
1962-63	Loftin, Danny.....	5	0	3	6	50.0	0	0	0.0	0	1	0.0	0	1	0.2	0	0	3	0	0	6	1.2
1965-67	Long, Paul.....	53	0	470	925	50.8	0	0	0.0	285	335	85.1	0	228	4.3	0	0	164	0	0	1225	23.1
1997-98	Love-Lane, Rhamen.....	1	1	0	0	0.0	0	0	0.0	0	0	0.0	0	0	0.0	0	1	0	0	0	0	0.0
1962-64	Lozier, Al.....	20	0	6	14	42.9	0	0	0.0	3	4	75.0	0	6	0.3	0	0	6	0	0	15	0.8
1953-54	Lyles, Billy.....	29	0	97	284	34.2	0	0	0.0	77	102	75.5	0	80	2.8	0	0	69	0	0	271	9.3
1967-70	Lynch, Tommy.....	40	0	20	51	39.2	0	0	0.0	11	19	57.9	0	15	0.4	0	0	16	0	0	51	1.3
1962-63	Martin, Jay.....	16	0	15	27	55.6	0	0	0.0	14	15	93.3	0	10	0.6	0	0	12	0	0	44	2.8
1980-81	Mayers, Glenn.....	28	241	33	76	43.4	0	0	0.0	32	40	80.0	0	43	1.5	14	20	35	3	0	98	3.5
1977-78	McCaffery, Fran.....	28	448	51	122	41.8	0	0	0.0	24	52	46.2	0	41	1.5	68	54	61	47	5	126	4.5
1959-62	McCoy, Tommy.....	72	0	96	234	41.0	0	0	0.0	79	103	76.7	0	203	2.8	0	0	114	0	0	271	3.8
2009-11	McDermott, Denmore.....	8	13	1	4	25.0	0	0	0.0	0	2	0.0	0	4	0.5	1	0	1	0	0	2	0.3
1976-78	McDonald, Leroy.....	58	1393	224	411	54.5	0	0	0.0	134	187	71.7	0	278	4.8	74	73	140	73	25	582	10.0
2006-10	McFarland, Chas.....	107	2120	268	556	48.2	3	19	15.8	216	331	65.3	220	594	5.6	62	168	282	48	114	755	7.1
1984-85	McGill, Jeff.....	9	50	5	13	38.5	0	0	0.0	9	11	81.8	0	4	0.4	10	7	7	3	0	19	2.1
1968-71	McGregor, Gilbert.....	80	0	408	830	49.2	0	0	0.0	223	330	67.6	0	850	10.6	0	0	280	0	0	1039	13.0
1978-80	McKaig, Benny.....	40	749	49	91	53.8	0	0	0.0	33	41	80.5	0	35	0.9	117	71	48	28	2	131	3.3
2010-14	McKie, Travis.....	127	4023	568	1228	46.3	121	367	33.0	430	567	75.8	241	816	6.4	146	234	271	127	101	1687	13.3
1997-98	McMillian, Aron.....	14	98	9	19	47.4	0	0	0.0	6	6	100.0	8	19	1.4	2	6	19	0	2	24	1.7
1988-92	McQueen, Derrick.....	111	3406	329	742	44.3	99	271	36.5	150	206	72.8	46	326	2.9	575	305	292	114	5	907	8.2
2008-09	McQuilin, Jimmy.....	4	3	0	0	0.0	0	0	0.0	0	0	0.0	0	0	0.0	0	0	0	0	0	0	0.0
1953-54	McRae, Frank.....	17	0	12	48	25.0	0	0	0.0	19	33	57.6	0	55	3.2	0	0	25	0	0	43	2.5
1988-92	Medlin, Phil.....	109	1671	100	220	45.5	0	0	0.0	61	95	64.2	88	320	2.9	65	108	217	30	25	261	2.4
2010-12	Mescheriakov, Nikita.....	54	1115	121	301	40.2	25	98	25.5	85	116	73.3	38	162	3.0	163	69	89	6	28	352	6.5
2012-14	Miller-McIntyre, Codi.....	62	1901	248	583	42.5	34	132	25.8	117	191	61.3	37	179	2.9	212	121	118	43	2	647	10.4
1991-92	Miner, Pete.....	5	8	1	2	50.0	0	0	0.0	1	4	25.0	1	2	0.4	0	0	2	0	0	3	0.6
1957-60	Mitchell, Jerry.....	24	0	5	20	25.0	0	0	0.0	1	2	50.0	0	5	0.2	0	0	11	0	0	11	0.5
1966-69	Montgomery, Jerry.....	78	0	294	694	42.4	0	0	0.0	317	380	83.4	0	228	2.9	0	0	151	0	0	905	11.6
2001-02	Montgomery, R.D.....	5	12	1	2	50.0	0	0	0.0	1	2	50.0	1	3	0.6	0	2	1	0	1	3	0.6
1973-75	Moody, Dan.....	41	215	95	215	44.2	0	0	0.0	28	46	60.9	0	100	2.4	25	0	71	9	4	218	5.3
1965-66	Moody, Lucky.....	5	0	0	1	0.0	0	0	0.0	0	2	0.0	0	0	0.0	0	0	0	0	0	0	0.0
1978-82	Morgan, Guy.....	113	2948	399	708	56.4	0	0	0.0	330	465	71.0	0	703	6.2	90	166	363	99	182	1128	10.0
1976-80	Morris, David.....	80	589	93	206	45.1	0	0	0.0	47	63	74.6	0	33	0.4	42	41	68	24	1	233	2.9
1972-73	Moses, Danny.....	8	0	2	5	40.0	0	0	0.0	4	5	80.0	0	7	0.9	0	0	3	0	0	8	1.0
1975-77	Mulnix, Don.....	31	200	20	42	47.6	0	0	0.0	22	35	62.9	0	48	1.5	2	11	25	7	0	62	2.0
1954-57	Murdoch, Jack.....	83	0	387	853	45.4	0	0	0.0	465	542	85.8	0	342	4.1	0	0	221	0	0	1239	14.9
1998-02	Murray, Ervin.....	120	1921	106	249	42.6	15	57	26.3	74	103	71.8	74	256	2.1	232	112	155	78	11	301	2.5
1973-76	Myatt, Al.....	27	58	14	25	56.0	0	0	0.0	5	12	41.7	0	35	1.3	4	0	24	5	3	33	1.2
1963-65	Myers, Dick.....	35	0	23	58	39.7	0	0	0.0	9	17	52.9	0	32	0.9	0	0	53	0	0	55	1.6
1970-71	Neal, Joe.....	4	0	2	3	66.7	0	0	0.0	3	4	75.0	0	3	0.8	0	0	2	0	0	7	1.8
1963-64	Nesbit, Bill.....	2	0	0	1	0.0	0	0	0.0	0	0	0.0	0	0	0.0	0	0	0	0	0	0	0.0
2011-14	Niedrich, Doug.....	7	8	0	1	0.0	0	0	0.0	0	0	0.0	0	3	0.4	1	0	2	0	0	0	0.0
1988-89	Norton, Phil.....	2	0	0	0	0.0	0	0	0.0	0	1	0.0	0	2	1.0	0	1	0	0	0	0	0.0
2012-14	O'Brien, Grant.....	6	6	1	2	50.0	0	0	0.0	1	2	50.0	0	3	0.5	0	0	0	0	0	3	0.5
1997-01	O'Kelley, Robert.....	127	4012	618	1563	39.5	288	801	36.0	361	501	72.1	57	254	2.0	260	263	223	86	5	1885	14.8
1956-59	Odom, Dickie.....	67	0	84	226	37.2	0	0	0.0	152	206	73.8	0	242	3.6	0	0	115	0	0	320	4.8
1970-73	Orenczak, John.....	59	0	45	121	37.2	0	0	0.0	34	60	56.7	0	119	2.0	0	0	89	0	0	124	2.1
1984-85	Ortmann, Hartmut.....	24	212	11	30	36.7	0	0	0.0	6	10	60.0	0	36	1.5	9	16	34	3	4	28	1.2
2013-14	Overton, Miles.....	29	256	26	75	34.7	15	45	33.3	18	31	58.1	7	21	0.7	20	15	33	8	1	85	2.9
1984-86	Owens, Duane.....	7	15	1	7	14.3	0	0	0.0	4	4	100.0	0	0	0.0	0	0	3	1	0	6	0.9
1990-94	Owens, Tronnie.....	115	2957	441	926	47.6	14	49	28.6	208	296	70.3	197	581	5.1	143	151	239	58	25	1104	9.6
1959-62	Packer, Billy.....	89	0	527	1131	46.6	0	0	0.0	262	320	81.9	0	211	2.4	0	0	170	0	0	1316	14.8
1975-77	Palma, Mike.....	43	329	63	153	41.2	0	0	0.0	30	36	83.3	0	52	1.2	9	7	37	16	2	156	3.6
1972-75	Parrish, Mike.....	76	403	283	605	46.8	0	0	0.0	83	137	60.6	0	451	5.9	71	0	234	6	7	649	8.5
1968-71	Pastushok, Neil.....	64	0	220	461	47.7	0	0	0.0	127	166	76.5	0	264	4.1	0	0	108	0	0	567	8.9
2003-05	Paul,																					



# ACC Player Career Statistics

Year	Name	G	MIN	FG	FGA	PCT	3PT	3PA	PCT	FT	FTA	PCT	OR	TR	AVG	AST	TO	PF	STL	BLK	PTS	AVG
2006-10	Smith, Ishmael.....	121	3667	458	1078	42.5	66	219	30.1	132	273	48.4	71	448	3.7	612	350	232	153	23	1114	9.2
2005-08	Smith, Matt.....	8	10	1	2	50.0	1	1	100.0	2	2	100.0	0	0	0.0	0	3	2	0	0	5	0.6
1960-61	Snead, Norman.....	4	0	13	21	61.9	0	0	0.0	5	8	62.5	0	12	3.0	0	0	14	0	0	31	7.8
1964-67	Snyder, Jimmy.....	32	0	13	25	52.0	0	0	0.0	15	22	68.2	0	39	1.2	0	0	18	0	0	41	1.3
1998-02	Songaila, Darius.....	130	3391	636	1245	51.1	12	35	34.3	575	692	83.1	265	813	6.3	229	358	431	131	96	1859	14.3
1973-75	Stamp, Cal.....	52	794	193	428	45.1	0	0	0.0	113	162	69.8	0	407	7.8	37	0	174	16	6	499	9.6
2005-06	Stanley, Cameron.....	73	558	48	116	41.4	13	45	28.9	21	35	60.0	39	120	1.6	24	41	48	9	5	130	1.8
1972-74	Stare, Tim.....	27	0	9	18	50.0	0	0	0.0	5	13	38.5	0	35	1.3	3	0	20	0	0	23	0.9
1958-61	Steele, Jerry.....	74	0	68	165	41.2	0	0	0.0	110	181	60.8	0	229	3.1	0	0	165	0	0	246	3.3
1963-64	Steele, Tommy.....	7	0	3	5	60.0	0	0	0.0	0	1	0.0	0	0	0.0	0	0	11	0	0	6	0.9
1954-57	Stepusin, Joe.....	33	0	9	28	32.1	0	0	0.0	16	24	66.7	0	33	1.0	0	0	35	0	0	34	1.0
2009-11	Stewart, Ari.....	61	1274	178	467	38.1	72	222	32.4	53	70	75.7	57	230	3.8	42	109	120	22	5	481	7.9
1970-71	Stewart, Jeff.....	6	0	4	5	80.0	0	0	0.0	0	1	0.0	0	2	0.3	0	0	3	0	0	8	1.3
2002-06	Strickland, Trent.....	126	2529	312	670	46.6	70	182	38.5	209	314	66.6	182	498	4.0	128	161	262	62	25	903	7.2
1995-96	Stringfellow, William.....	19	104	11	24	45.8	0	1	0.0	8	15	53.3	16	40	2.1	3	5	3	2	6	30	1.6
1965-68	Stroupe, Dave.....	75	0	164	351	46.7	0	0	0.0	134	192	69.8	0	315	4.2	0	0	197	0	0	462	6.2
2005-07	Swinton, Kevin.....	58	601	62	124	50.0	0	0	0.0	38	88	43.2	78	176	3.0	8	54	80	15	17	162	2.8
2010-11	Tabb, Melvin.....	14	124	8	23	34.8	1	3	33.3	5	13	38.5	6	28	2.0	1	9	16	2	1	22	1.6
1980-84	Teachey, Anthony.....	121	3407	371	723	51.3	4	12	33.3	290	395	73.4	0	869	7.2	215	159	226	110	203	1036	8.6
2007-09	Teague, Jeff.....	61	1883	316	682	46.3	77	183	42.1	293	361	81.2	31	184	3.0	184	180	138	113	35	1000	16.4
2010-11	Terrell, J.T.....	32	769	114	305	37.4	50	140	35.7	78	102	76.5	20	67	2.1	51	71	79	21	1	356	11.1
1984-86	Thomas, Charlie.....	45	1228	175	335	52.2	0	0	0.0	57	105	54.3	0	250	5.6	32	73	159	37	34	407	9.0
2012-14	Thomas, Devin.....	64	1774	244	469	52.0	0	0	0.0	161	299	53.8	143	483	7.5	91	159	172	51	72	649	10.1
1977-79	Thurman, Ed.....	43	352	27	77	35.1	0	0	0.0	27	43	62.8	0	23	0.5	30	58	54	10	3	81	1.9
1967-70	Todmann, Norwood.....	69	0	264	666	39.6	0	0	0.0	196	265	74.0	0	282	4.1	0	0	196	0	0	724	10.5
1981-84	Toms, John.....	89	1915	315	653	48.2	3	12	25.0	113	201	56.2	0	268	3.0	93	133	123	71	5	746	8.4
1989-92	Tucker, Anthony.....	85	2546	420	864	48.6	8	32	25.0	195	296	65.9	151	445	5.2	232	228	165	75	35	1043	12.3
1955-57	Tucker, Bill.....	27	0	14	36	38.9	0	0	0.0	9	15	60.0	0	28	1.0	0	0	18	0	0	37	1.4
2009-10	Tucker, Konner.....	6	31	4	10	40.0	4	8	50.0	1	3	33.3	1	4	0.7	1	2	7	0	0	13	2.2
2013-14	VanHorn, Trent.....	5	5	2	3	66.7	0	0	0.0	3	4	75.0	0	1	0.2	0	0	0	0	0	7	1.4
1979-81	Vaughns, Kenny.....	45	241	18	56	32.1	0	0	0.0	11	19	57.9	0	19	0.4	29	30	27	14	2	47	1.0
1997-01	Vidaurreta, Rafael.....	119	2865	228	502	45.4	5	30	16.7	163	270	60.4	271	727	6.1	105	188	319	89	41	624	5.2
2003-07	Visser, Kyle.....	127	2092	338	616	54.9	1	3	33.3	255	409	62.3	212	500	3.9	61	148	258	62	116	932	7.3
1967-70	Walker, Dickie.....	80	0	452	936	48.3	0	0	0.0	297	415	71.6	0	464	5.8	0	0	243	0	0	1201	15.0
2008-12	Walker, Ty.....	70	1066	96	215	44.7	0	0	0.0	32	53	60.4	72	226	3.2	62	28	47	144	29	224	3.2
1981-82	Wallace, Stewart.....	8	20	2	3	66.7	0	0	0.0	0	1	0.0	0	2	0.3	1	0	2	0	0	4	0.5
1982-83	Warden, Steve.....	23	109	16	34	47.1	0	1	0.0	29	37	78.4	0	19	0.8	3	8	9	2	1	61	2.7
2012-13	Washington, Andre.....	17	84	5	13	38.5	0	0	0.0	7	10	70.0	2	11	0.6	0	4	15	0	4	17	1.0
1985-87	Watson, Rod.....	54	1590	277	620	44.7	36	99	36.4	55	73	75.3	0	131	2.4	70	71	99	49	4	645	11.9
1962-65	Watts, Ronny.....	80	0	359	696	51.6	0	0	0.0	351	530	66.2	0	833	10.4	0	0	259	0	0	1069	13.4
1953-54	Weatherspoon, Bob.....	5	0	0	4	0.0	0	0	0.0	5	8	62.5	0	6	1.2	0	0	3	0	0	5	1.0
2006-10	Weaver, David.....	121	1368	116	215	54.0	6	14	42.9	66	104	63.5	94	251	2.1	29	69	200	21	74	304	2.5
1983-85	Wessel, Craig.....	32	146	21	35	60.0	0	0	0.0	8	18	44.4	0	29	0.9	1	16	48	3	4	50	1.6
1996-97	West, Rodney.....	13	54	3	6	50.0	0	0	0.0	4	7	57.1	5	11	0.8	3	4	4	1	4	10	0.8
1964-67	Whitaker, Sherrill.....	56	0	58	128	45.3	0	0	0.0	29	51	56.9	0	103	1.8	0	0	60	0	0	145	2.6
1987-88	White, Kyle.....	7	8	1	3	33.3	0	1	0.0	0	0	0.0	0	1	0.1	1	0	0	0	0	2	0.3
1960-63	Wiedeman, Dave.....	71	0	357	852	41.9	0	0	0.0	151	207	72.9	0	333	4.7	0	0	200	0	0	865	12.2
1954-57	Wiggins, Ernie.....	83	0	391	836	46.8	0	0	0.0	255	311	82.0	0	276	3.3	0	0	190	0	0	1037	12.5
1957-60	Wiggins, Twig.....	72	0	120	257	46.7	0	0	0.0	143	214	66.8	0	308	4.3	0	0	162	0	0	383	5.3
2000-04	Williams, Alan.....	29	58	9	21	42.9	3	9	33.3	6	8	75.0	1	11	0.4	3	1	6	2	0	27	0.9
2002-06	Williams, Eric.....	129	3452	676	1140	59.3	0	0	0.0	386	673	57.4	334	858	6.7	90	264	380	132	112	1738	13.5
1955-57	Williams, Jack.....	53	0	328	732	44.8	0	0	0.0	210	316	66.5	0	515	9.7	0	0	139	0	0	866	16.3
2006-10	Williams, L.D.....	119	2390	373	809	46.1	59	206	28.6	200	319	62.7	178	485	4.1	158	196	322	136	27	1005	8.4
1979-80	Williamson, Brad.....	8	12	1	2	50.0	0	0	0.0	2	3	66.7	0	0	0.0	0	1	3	0	0	4	0.5
1965-67	Wills, Bob.....	34	0	26	90	28.9	0	0	0.0	19	29	65.5	0	36	1.1	0	0	36	0	0	71	2.1
1995-96	Wilson, Armond.....	16	42	2	14	14.3	1	9	11.1	2	4	50.0	2	6	0.4	4	3	2	0	0	7	0.4
1987-91	Wise, Tom.....	86	494	25	43	58.1	0	0	0.0	22	42	52.4	20	87	1.0	12	25	85	7	2	72	0.8
1996-98	Woods, Loren.....	52	1079	134	304	44.1	1	4	25.0	130	193	67.4	100	314	6.0	35	80	95	15	95	399	7.7
2008-10	Woods, Tony.....	61	328	99	168	58.9	0	0	0.0	40	85	47.1	90	178	2.9	4	60	109	9	37	238	3.9
1960-63	Woollard, Bob.....	76	0	230	485	47.4	0	0	0.0	145	215	67.4	0	508	6.7	0	0	194	0	0	605	8.0
1953-54	Yarbrough, Bill.....	2	0	1	2	50.0	0	0	0.0	0	0	0.0	0	2	1.0	0	0	0	0	0	2	1.0
1980-84	Young, Danny.....	122	3479	455	958	47.5	27	73	37.0	233	329	70.8	0	237	1.9	493	207	231	194	23	1170	9.6
1974-76	Young, Steve.....	11	33	4	13	30.8	0	0	0.0	5	9	55.6	0	12	1.1	0	0	1	2	0	13	1.2
1960-63	Zawacki, Ted.....	39	0	14	37	37.8	0	0	0.0	26	44	59.1	0	38	1.0	0	0	29	0	0	54	1.4

## NCAA National Championships



2010 - Duke



2009 - North Carolina



2005 - North Carolina



2002 - Maryland



2001 - Duke



1993 - North Carolina



1992 - Duke




1991 - Duke



1983 - NC State



1982 - North Carolina



1974 - NC State




1957 - North Carolina




2013 - Louisville



2003 - Syracuse



1986 - Louisville



1980 - Louisville

### NCAA Tournament Won-Loss Records (1939-2014)

School	App.	Won	Lost	Pct.	1st	2nd	3rd	4th	Title Game	Final Four	Reg Final	Sweet 16	Last App
Duke	38	99	34	.744	4	4	6	2	10	15	19	23	2014
North Carolina	45	110	43	.719	5	6	5	0	9	18	23	22	2014
Louisville	40	72	40	.643	3	0	5	2	3	10	13	23	2014
Syracuse	38	61	37	.622	1	2	0	2	3	5	6	18	2014
NC State	25	35	24	.593	2	0	1	0	2	3	6	9	2014
Georgia Tech	16	23	16	.590	0	1	1	0	1	2	4	7	2010
Virginia	18	24	18	.571	0	0	2	0	0	2	5	8	2014
Wake Forest	22	28	22	.560	0	0	1	0	0	1	6	10	2010
Boston College	18	22	19	.537	0	0	1	0	0	0	3	8	2009
Florida State	14	15	14	.517	0	1	0	0	1	1	2	4	2012
Pittsburgh	25	24	26	.480	0	0	1	0	0	1	3	5	2014
Miami	7	6	7	.462	0	0	0	0	0	0	0	1	2013
Notre Dame	33	31	37	.456	0	0	0	1	0	1	4	5	2013
Clemson	11	9	11	.450	0	0	0	0	0	0	1	3	2011
Virginia Tech	8	6	8	.429	0	0	0	0	0	0	1	1	2007
<b>Former Members</b>													
Maryland (1954-2014)	24	38	23	.623	1	0	1	0	1	2	4	11	2010
South Carolina (1954-71)	1	0	2	.000	0	0	0	0	0	0	0	0	1971
<b>Current Members</b>	<b>358</b>	<b>565</b>	<b>357</b>	<b>.613</b>	<b>15</b>	<b>14</b>	<b>23</b>	<b>9</b>	<b>29</b>	<b>59</b>	<b>96</b>	<b>147</b>	
<b>ACC Year by Year</b>	<b>207</b>	<b>376</b>	<b>198</b>	<b>.655</b>	<b>12</b>	<b>11</b>	<b>17</b>	<b>2</b>	<b>21</b>	<b>41</b>	<b>67</b>	<b>104</b>	

## NCAA Tournament by Actual Conference Membership for Each Season (1939-2014) (does not include games vacated by NCAA)

Conference	Years	Games	Won	Lost	Pct.	2004	2005	2006	2007	2008	2009	2010	2011	2012	2013	2014
American Athletic	2014	12	9	3	.750	-	-	-	-	-	-	-	-	-	-	9-3
Atlantic Coast	1954-14	574	376	198	.655	14-6	12-4	6-4	7-7	6-4	9-6	9-5	8-4	6-5	6-4	6-6
Big Ten	1939-14	604	374	229	.620	3-3	12-5	3-6	9-6	5-4	9-7	9-4	7-7	11-6	14-7	10-6
Big East	1980-14	491	302	189	.615	12-5	7-6	11-8	7-6	11-8	17-7	8-8	13-10	13-9	13-7	2-4
Southeastern	1939-14	482	287	195	.595	7-6	5-5	11-4	11-4	4-6	1-3	6-4	7-5	10-3	4-3	12-3
Pac-12	1939-14	433	257	176	.594	1-3	5-4	7-3	10-6	8-6	6-6	3-2	5-4	1-2	5-5	8-6
Big 12	1997-14	231	134	97	.580	10-4	6-6	4-4	6-4	12-5	11-6	9-7	5-5	10-6	3-5	6-7
Conference USA	1996-14	102	51	51	.500	5-6	6-4	3-2	3-1	5-1	2-1	0-2	0-2	0-2	1-1	0-1
Atlantic 10	1977-14	194	94	100	.485	6-4	0-1	1-2	1-1	3-3	3-3	2-3	3-3	3-4	7-5	4-6
Missouri Valley	1939-14	193	93	100	.482	0-2	1-3	4-4	2-2	0-1	0-1	2-1	0-1	1-2	5-2	1-1
West Coast	1953-14	145	68	77	.469	1-1	1-2	2-1	0-1	1-3	2-1	3-2	1-1	2-3	2-2	1-2
Horizon	1982-14	73	31	42	.425	0-1	0-1	4-1	1-2	0-1	0-1	1-1	6-3	1-1	1-1	0-1
Big West	1970-14	97	41	56	.423	1-1	1-2	0-1	0-1	0-1	0-1	0-1	0-1	0-1	0-1	1-1
Colonial	1975-14	64	27	37	.422	0-1	2-1	1-1	2-2	1-1	1-2	5-1	5-1	0-1	0-1	0-1
Western Athletic	1963-14	164	66	98	.402	2-2	1-2	0-2	1-1	0-1	0-1	0-2	0-1	0-1	0-1	0-1
Ivy League	1939-14	120	42	78	.350	0-1	0-1	0-1	0-1	0-1	0-1	2-1	0-1	0-1	1-1	1-1
Mountain West	2000-14	59	19	40	.322	0-3	2-2	0-2	2-2	1-2	0-2	2-4	4-3	1-4	2-5	2-2
Sun Belt	1977-14	79	25	54	.316	0-1	0-1	0-1	0-1	2-2	1-1	0-1	0-1	1-1	0-2	0-1
Southern	1939-14	102	31	71	.304	0-1	0-1	0-1	0-1	3-1	0-1	0-1	0-1	0-1	0-1	0-1
Mid-American	1953-14	100	29	71	.290	0-1	0-1	0-1	0-1	0-1	0-1	1-1	0-1	2-1	0-1	0-1
Ohio Valley	1969-14	89	24	65	.270	0-1	0-1	0-1	0-1	0-1	0-1	1-1	1-1	1-1	0-1	0-1
Southland	1969-14	56	15	41	.258	0-1	0-1	1-1	0-1	0-1	0-1	0-1	1-1	0-1	0-1	1-1
Summit	1986-14	39	9	30	.231	0-1	1-1	0-1	0-1	0-1	0-1	0-1	0-1	0-1	0-1	1-1
America East	1980-14	43	8	35	.186	0-1	1-1	0-1	0-1	0-1	0-1	0-1	0-1	0-1	0-1	1-1
Big Sky	1968-14	60	11	49	.183	0-1	0-1	1-1	0-1	0-1	0-1	0-1	0-1	0-1	0-1	0-1
Metro Atlantic	1984-14	40	7	33	.175	1-1	0-1	0-1	1-1	1-1	1-1	0-1	0-1	0-2	0-1	0-1
Mid Eastern	1981-14	39	6	33	.154	1-1	0-1	0-1	0-1	0-1	0-1	0-1	0-1	1-1	1-1	0-1
Atlantic Sun	1981-14	40	6	34	.150	0-1	0-1	0-1	0-1	0-1	0-1	0-1	0-1	0-1	2-1	1-1
Southwestern	1980-14	26	3	23	.115	0-1	0-1	0-1	0-1	0-1	0-1	1-1	0-1	0-1	0-1	0-1
Big South	1991-14	26	3	23	.115	0-1	0-1	0-1	1-1	0-1	0-1	0-1	1-1	0-1	0-1	0-1
Patriot	1991-14	26	3	23	.115	0-1	1-1	1-1	0-1	0-1	0-1	0-1	0-1	1-1	0-1	0-1
Northeast	1982-14	33	3	33	.083	0-1	0-1	0-1	0-1	1-1	0-1	0-1	0-1	0-1	0-1	0-1

### Games Vacated by Conference:

Atlantic Coast (3-4); Atlantic 10 (4-1); Big East (2-2); Big Eight (3-1); Big Ten (19-13); Big West (3-3); Metro (9-5); Middle Atlantic (3-1); Ohio Valley (5-3); Pacific Coast (6-3); Pac 12 (7-9); SEC (9-6); Southern (0-1); Southland (3-3); SWC (2-1); Sun Belt (0-2); West Coast (0-1); Independents (11-6).

## NCAA Tournament Records by Discontinued Conferences (does not include games vacated by NCAA)

Conference	Years	App	Won	Lost	Pct	Conference	Years	App	Won	Lost	Pct
American South	1987-91	3	1	3	.250	Little Three	1955	1	0	1	.000
Big Eight	1939-96	104	137	109	.559	Metro	1984-95	44	48	42	.533
Border	1951-62	12	2	13	.133	North Atlantic	1975-97	17	5	17	.227
East Coast, Middle Atlantic	1959-95	33	12	37	.245	President's Athletic	1956	1	1	2	.333
ECAC Upstate	1975-79	4	4	5	.444	Rocky Mountain	1951-60	9	6	11	.353
Florida Intercollegiate	1960	1	0	1	.000	Skyline Eight	1939-62	24	20	34	.370
Great Midwest	1992-95	13	16	13	.552	Southwest (SWC)	1939-96	78	75	89	.457
Indiana Collegiate	1962	1	2	1	.667	Western NY Little 3	1955-57	3	6	3	.667
Kentucky Intercollegiate	1940	1	0	1	.000	Yankee	1951-67	14	3	15	.167



## Years Participated in NCAA Tournament (1954-2014)

Year	BC	CU	DU	FSU	GT	UL	MD	UM	UNC	NCS	ND	PITT	USC	SYR	VA	VT	WF
1954	-	-	-	-	-	-	-	-	-	2-1	2-1	-	-	-	-	-	-
1955	-	-	0-1	-	-	-	-	-	-	-	-	-	-	-	-	-	-
1956	-	-	-	-	-	-	-	-	-	0-1	-	-	-	-	-	-	-
1957	-	-	-	-	-	-	-	-	5-0	-	2-1	1-2	-	2-1	-	-	-
1958	0-1	-	-	-	-	-	2-1	-	-	-	2-1	0-1	-	-	-	-	-
1959	-	-	-	-	-	3-2	-	-	0-1	-	-	-	-	-	-	-	-
1960	-	-	2-1	-	1-1	-	-	0-1	-	-	0-1	-	-	-	-	-	-
1961	-	-	-	-	-	2-1	-	-	-	-	-	-	-	-	-	-	2-1
1962	-	-	-	-	-	-	-	-	-	-	-	-	-	-	-	-	4-1
1963	-	-	3-1	-	-	-	-	-	-	-	0-1	0-1	-	-	-	-	-
1964	-	-	3-1	-	-	0-1	-	-	-	-	-	-	-	-	-	-	-
1965	-	-	-	-	-	-	-	-	-	1-1	0-1	-	-	-	-	-	-
1966	-	-	3-1	-	-	-	-	-	-	-	-	-	-	1-1	-	-	-
1967	2-1	-	-	-	-	0-2	-	-	2-2	-	-	-	-	-	-	2-1	-
1968	0-1	-	-	0-1	-	1-1	-	-	3-1	-	-	-	-	-	-	-	-
1969	-	-	-	-	-	-	-	-	2-2	-	0-1	-	-	-	-	-	-
1970	-	-	-	-	-	-	-	-	-	1-1	1-2	-	-	-	-	-	-
1971	-	-	-	-	-	-	-	-	-	-	1-2	-	0-1	-	-	-	-
1972	-	-	-	4-1	-	2-2	-	-	3-1	-	-	-	-	-	-	-	-
1973	-	-	-	-	-	-	1-1	-	-	-	-	-	-	2-1	-	-	-
1974	-	-	-	-	-	0-2	-	-	-	4-0	2-1	2-1	-	0-1	-	-	-
1975	1-2	-	-	-	-	4-1	2-1	-	2-1	-	1-2	-	-	3-2	-	-	-
1976	-	-	-	-	-	-	-	-	0-1	-	1-1	-	-	0-1	0-1	0-1	-
1977	-	-	-	-	-	0-1	-	-	4-1	-	1-1	-	-	1-1	-	-	2-1
1978	-	-	4-1	0-1	-	1-1	-	-	0-1	-	3-2	-	-	0-1	-	-	-
1979	-	-	0-1	-	-	1-1	-	-	0-1	-	2-1	-	-	1-1	-	1-1	-
1980	-	3-1	2-1	1-1	-	5-0	1-1	-	0-1	0-1	0-1	-	-	1-1	-	1-1	-
1981	2-1	-	-	-	-	0-1	1-1	-	4-1	-	1-1	1-1	-	-	4-1	-	0-1
1982	3-1	-	-	-	-	3-1	-	-	5-0	0-1	-	0-1	-	-	1-1	-	1-1
1983	1-1	-	-	-	-	3-1	1-1	-	2-1	6-0	-	-	-	1-1	2-1	-	-
1984	-	-	0-1	-	-	2-1	1-1	-	1-1	-	-	-	-	1-1	4-1	-	2-1
1985	2-1	-	1-1	-	3-1	-	2-1	-	3-1	3-1	1-1	0-1	-	1-1	-	0-1	-
1986	-	-	5-1	-	2-1	6-0	1-1	-	2-1	3-1	0-1	-	-	1-1	0-1	0-1	-
1987	-	0-1	2-1	-	0-1	-	-	-	3-1	0-1	2-1	1-1	-	5-1	0-1	-	-
1988	-	-	4-1	0-1	1-1	2-1	1-1	-	3-1	0-1	0-1	1-1	-	1-1	-	-	-
1989	-	1-1	4-1	0-1	0-1	2-1	-	-	2-1	2-1	1-1	0-1	-	3-1	3-1	-	-
1990	-	2-1	5-1	-	4-1	1-1	-	-	2-1	-	0-1	-	-	2-1	1-1	-	-
1991	-	-	6-0	1-1	1-1	-	-	-	4-1	1-1	-	1-1	-	0-1	0-1	-	1-1
1992	-	-	6-0	2-1	2-1	1-1	-	-	2-1	-	-	-	-	1-1	-	-	0-1
1993	-	-	1-1	3-1	0-1	2-1	-	-	6-0	-	-	0-1	-	-	2-1	-	2-1
1994	3-1	-	5-1	-	-	2-1	2-1	-	1-1	-	-	-	-	2-1	1-1	-	1-1
1995	-	-	-	-	-	0-1	2-1	-	4-1	-	-	-	-	1-1	3-1	-	2-1
1996	1-1	0-1	0-1	-	2-1	2-1	0-1	-	1-1	-	-	-	-	5-1	-	1-1	3-1
1997	1-1	2-1	1-1	-	-	3-1	0-1	-	4-1	-	-	-	-	-	0-1	-	1-1
1998	-	0-1	3-1	1-1	-	-	2-1	0-1	4-1	-	-	-	-	2-1	-	-	-
1999	-	-	5-1	-	-	0-1	2-1	1-1	0-1	-	-	-	-	0-1	-	-	-
2000	-	-	2-1	-	-	0-1	1-1	2-1	4-1	-	-	-	-	-	-	-	-
2001	1-1	-	6-0	-	0-1	-	4-1	-	1-1	-	1-1	-	-	1-1	0-1	-	0-1
2002	0-1	-	2-1	-	-	-	6-0	0-1	-	1-1	1-1	2-1	-	-	-	-	-
2003	-	-	2-1	-	-	1-1	2-1	-	-	0-1	2-1	2-1	-	6-0	-	-	1-1
2004	1-1	-	4-1	-	5-1	0-1	1-1	-	1-1	1-1	-	2-1	-	2-1	-	-	2-1
2005	1-1	-	2-1	-	1-1	4-1	-	-	6-0	2-1	-	0-1	-	0-1	-	-	1-1
2006	2-1	-	2-1	-	-	-	-	-	1-1	1-1	-	1-1	-	0-1	-	-	-
2007	1-1	-	0-1	-	0-1	1-1	1-1	-	3-1	-	0-1	2-1	-	-	1-1	1-1	-
2008	-	0-1	1-1	-	-	3-1	-	1-1	4-1	-	1-1	1-1	-	-	-	-	-
2009	0-1	0-1	2-1	0-1	-	3-1	1-1	-	6-0	-	-	3-1	-	2-1	-	-	0-1
2010	0-1	0-1	6-0	0-1	1-1	0-1	1-1	-	-	-	0-1	1-1	-	2-1	-	-	1-1
2011	-	1-1	2-1	2-1	-	0-1	-	-	3-1	-	1-1	1-1	-	1-1	-	-	-
2012	-	-	0-1	1-1	-	4-1	-	-	3-1	2-1	0-1	-	-	3-1	0-1	-	-
2013	-	-	-	-	-	6-0	-	2-1	1-1	0-1	0-1	0-1	-	4-1	-	-	-
2014	-	-	0-1	-	-	2-1	-	-	1-1	1-1	-	1-1	-	1-1	2-1	-	-

## North Carolina Tar Heels 1957 NCAA Champions

North Carolina captures the first National Championship for the ACC, defeating Kansas 54-43 for the title in three overtimes ... ACC Player of the Year Len Rosenbluth averages 28.0 points and 9.2 rebounds in the Tar Heels' five NCAA Tournament games in 1957 ... Pete Brennan adds 12.8 points and 13.4 rebounds ... both Brennan and Rosenbluth are named to the all Final Four team... Kansas center Wilt Chamberlain scores 23 points in the final but is held to six-of-13 from the floor ... UNC's 5-11 guard Tommy Kearns jumps the opening tip against the 7-1 Chamberlain ... UNC's Joe Quigg scores the game-winning points on two free throws with six seconds left.



### 1957 Tar Heel Roster

Player	Hgt.	Cl.	Rpg	Ppg
Len Rosenbluth	6-5	Sr.	8.8	28.0
Pete Brennan	6-6	Jr.	10.4	14.7
Tommy Kearns	5-11	Jr.	3.1	12.8
Joe Quigg	6-9	Jr.	8.6	10.3
Bob Cunningham	6-4	Jr.	6.7	7.2
Tony Radovich	6-2	Sr.	1.8	3.9
Bill Hathaway	6-11	So.	5.0	2.8
Stan Groll	6-0	So.	1.5	2.1
Bob Young	6-6	Sr.	2.1	1.9
Ken Rosemond	5-8	Jr.	0.6	1.1
Danny Lotz	6-7	So.	1.6	1.0
Gerhrmann Holland	6-3	So.	0.5	0.7
Roy Searcy	6-4	Jr.	1.0	0.4

Head Coach: Frank McGuire

## NC State Wolfpack 1974 NCAA Champions

NC State enters the 1974 NCAA Tournament as the nation's top-ranked team ... David Thompson, the ACC Player of the Year, suffers a mild concussion and needs 15 stitches in the Pack's 100-72 East Region final win over Pittsburgh ... NC State's 80-77 double-overtime semifinal win over UCLA snaps the Bruins' seven-year reign as NCAA champions ... the Pack trails the Bruins by 11 with 10:53 remaining in the second half and by seven in the second overtime ... Thompson nets 28 points ... two nights later Thompson, the Final Four MVP, scores 21 points in a 76-64 title game win over Marquette ... Tommy Burleson and Monte Towe also earn All-Final Four honors.




### 1974 Wolfpack Roster

Player	Hgt.	Cl.	Rpg	Ppg
David Thompson	6-4	Jr.	7.9	26.0
Tommy Burleson	7-4	Sr.	12.2	18.1
Mo Rivers	6-1	Jr.	2.9	12.1
Monte Towe	5-7	Jr.	2.2	12.8
Phil Spence	6-8	So.	6.3	6.0
Steve Nuce	6-8	Sr.	3.2	4.4
Tim Stoddard	6-7	Jr.	4.5	5.5
Greg Hawkins	6-5	Sr.	1.4	2.8
Mark Moeller	6-3	Jr.	1.2	2.7
Dwight Johnson	6-0	So.	0.7	1.5
Bill Lake	6-11	Fr.	0.8	1.1
Mike Burma	6-10	Fr.	0.5	0.5
Bruce Dayhuff	6-2	Fr.	0.4	0.4
Jerry Hunt	6-5	So.	0.2	0.4
Ken Gehring	6-9	Fr.	0.5	0.6
Craig Kuszmaul	6-5	Jr.	0.3	0.4

Head Coach: Norman Sloan

## North Carolina Tar Heels 1982 NCAA Champions

North Carolina wins its second NCAA title, defeating Georgetown 63-62 in the first one-point decision in the title game since 1959 ... the Tar Heel lineup features three first round NBA draft picks - Michael Jordan, James Worthy and Sam Perkins ... Georgetown's Patrick Ewing is called for goal-tending five times in the game's opening minutes ... Jordan hits the game-winning basket with 15 seconds left to play, and Worthy follows with a game-clinching steal ... Worthy is 13-of-17 from the floor en route to scoring a game-high 28 points ... the Tar Heels, behind 25 points and 10 rebounds by Sam Perkins, advance to the title game with a 68-63 semifinal win over Houston.



### 1982 Tar Heel Roster

Player	Hgt.	Cl.	Rpg	Ppg
James Worthy	6-9	Jr.	6.3	15.6
Sam Perkins	6-9	So.	7.8	14.3
Michael Jordan	6-4	Fr.	4.4	13.5
Matt Doherty	6-7	So.	3.0	9.3
Jimmy Black	6-3	Sr.	1.7	7.6
Jimmy Braddock	6-2	Jr.	0.5	1.9
Chris Brust	6-9	Sr.	1.7	1.7
Buzz Peterson	6-3	Fr.	0.5	1.2
Cecil Exum	6-6	So.	1.0	1.1
Lynwood Robinson	6-1	Fr.	0.2	1.1
Jeb Barlow	6-7	Sr.	0.8	1.0
Warren Martin	6-11	Fr.	0.8	0.7
John Brownlee	6-10	Fr.	1.1	0.7
Timo Makkonen	6-11	So.	0.3	0.2

Head Coach: Dean Smith

### 1939 (0-1)

#### Wake Forest - East Region

L Ohio State .....52-64

### 1941 (0-2)

#### North Carolina - East Region

L Pittsburgh .....20-26  
L Dartmouth .....59-60

### 1946 (2-1)

#### North Carolina - East Region

W NYU .....57-49  
W Ohio State .....(ot) 60-57  
National Championship  
L Oklahoma A&M .....40-43

### 1950 (2-1)

#### NC State - East Region

W Holy Cross .....87-74  
L City (N.Y.) College .....73-78  
W Baylor .....53-41

### 1951 (1-2)

#### NC State - East Region

W Villanova .....67-62  
L Illinois .....70-84  
L St. John's .....59-71

### 1952 (1-1)

#### NC State - East Region

L St. John's .....49-60  
W Penn State .....69-60

### 1953 (1-1)

#### Wake Forest - East Region

L Holy Cross .....71-79  
W Lebanon Valley .....91-71

### 1954 (2-1)

#### NC State - East Region

W George Washington .....75-73  
L LaSalle .....81-88  
W Cornell .....65-54

### 1955 (0-1)

#### Duke - East Region

L Villanova .....73-74

### 1956 (0-1)

#### NC State - East Region

L Canisius ..... (4ot) 78-79

### 1957 (5-0)

#### North Carolina - East Region

W Yale .....90-74  
W Canisius .....87-75  
W Syracuse .....67-58

#### Final Four

W Michigan State .....(3ot) 74-70  
W Kansas .....(3ot) 54-53

### 1958 (2-1)

#### Maryland - East Region

W Boston College .....86-63  
L Temple .....67-71  
W Manhattan .....59-55

### 1959 (0-1)

#### North Carolina - East Region

L Navy .....63-76

### 1960 (2-1)

#### Duke - East Region

W Princeton .....84-60  
W St. Joseph's .....58-56  
L NYU .....59-74

### 1961 (2-1)

#### Wake Forest - East Region

W St. John's .....97-74  
W St. Bonaventure .....78-73  
L St. Joseph's .....86-96

### 1962 (4-1)

#### Wake Forest - East Region

W Yale .....92-82 (OT)  
W St. Joseph's .....96-85 (OT)  
W Villanova .....79-69

#### Final Four

L Ohio State .....68-84  
W UCLA .....82-80

## NC State Wolfpack 1983 NCAA Champions

Destiny calls and Jim Valvano's Wolfpack answers ... NC State claims its' second national title in 11 years, defeating top-ranked and heavily-favored Houston 54-52 in the NCAA title game ... State leads 33-25 at the half but the Cougars open the second half on a 17-2 run to take a 42-35 lead with 10 minutes remaining ... Lorenzo Charles grabs Derek Whittenburg's errant 30-foot jump shot and dunks home the game winner as time expires ... State opens its NCAA Tournament run defeating Pepperdine in double overtime after trailing by six points with 24 seconds remaining ... trails No. 6 UNLV by 12 with 10:46 left to play...falls behind No. 4 Virginia by 10 in the West Region final.



### 1983 Wolfpack Roster

Player	Hgt.	Cl.	Rpg	Ppg
Dereck Whittenburg	6-1	Sr.	2.7	17.5
Thurl Bailey	6-11	Sr.	7.7	16.7
Sidney Lowe	6-0	Sr.	3.7	11.3
Ernie Myers	6-4	Fr.	2.5	11.2
Lorenzo Charles	6-7	So.	6.0	8.1
Terry Gannon	6-0	So.	0.8	7.3
Cozell McQueen	6-11	So.	5.6	3.5
George McClain	6-0	Fr.	0.5	2.7
Alvin Battle	6-7	Jr.	2.0	2.7
Quinton Leonard	6-8	Sr.	0.3	1.4
Mike Warren	6-7	So.	1.1	1.4
Walter Proctor	6-8	So.	1.1	0.9
Harold Thompson	6-5	Jr.	0.5	0.5
Walt Densmore	6-6	Fr.	0.8	0.4
Tommy DiNardo	6-5	Jr.	1.0	0.0

Head Coach: Jim Valvano

## Duke Blue Devils 1991 NCAA Champions

Duke captures its first NCAA Basketball Championship defeating Kansas 72-65 in the 1991 title game ... Christian Laettner is a perfect 12-for-12 from the floor against the Jayhawks and earns MVP honors ... Mike Krzyzewski joins UCLA's John Wooden as the only coach to lead a school to four consecutive Final Fours ... for the fourth time in history, the ACC has six teams earn NCAA bids ... for the second time in 10 years the ACC features the national champion in both football (Georgia Tech) and basketball (Duke) in the same academic year ... 1991 also marks the second time in NCAA history that two teams from the state of North Carolina qualifies for the Final Four.



### 1991 Blue Devil Roster

Player	Hgt.	Cl.	Rpg	Ppg
Christian Laettner	6-11	Jr.	8.7	19.8
Billy McCaffrey	6-3	So.	1.8	11.6
Thomas Hill	6-4	So.	3.6	11.5
Bobby Hurley	6-0	So.	2.4	11.3
Grant Hill	6-7	Fr.	5.1	11.2
Brian Davis	6-6	Jr.	4.1	7.6
Greg Koubek	6-6	Sr.	2.9	5.9
Antonio Lang	6-8	Fr.	2.6	4.3
Crawford Palmer	6-9	Jr.	2.0	3.6
Marty Clark	6-6	Fr.	0.7	2.1
Christian Ast	6-8	Fr.	0.7	2.1
Clay Buckley	6-10	Sr.	1.1	1.4

Head Coach: Mike Krzyzewski

## Duke Blue Devils 1992 NCAA Champions

Duke captures its second consecutive NCAA title defeating Michigan 71-51 before 50,379 in Minneapolis' Metrodome ... the Blue Devils goes the entire year ranked No. 1 in the country and becomes the first school to repeat as NCAA champion since UCLA's run from 1967-73 ... the Blue Devil roster features eight future NBA draft picks including four first round draft selections - Grant Hill, Christian Laettner, Bobby Hurley and Cherokee Parks ... point guard Bobby Hurley averages 17.5 points and 5.5 assists and plays all 80 minutes in two Final Four games and earns MVP honors ... four ACC teams advance to the Sweet 16.



### 1992 Blue Devil Roster

Player	Hgt.	Cl.	Rpg	Ppg
Christian Laettner	6-11	Sr.	7.9	21.5
Thomas Hill	6-4	Jr.	3.4	14.6
Grant Hill	6-8	So.	5.7	14.0
Bobby Hurley	6-0	Jr.	2.0	13.2
Brian Davis	6-6	Sr.	4.5	11.2
Antonio Lang	6-8	So.	4.1	6.4
Cherokee Parks	6-11	Fr.	2.4	5.0
Marty Clark	6-6	So.	0.8	2.9
Erick Meek	6-10	Fr.	1.2	2.5
Kenny Blakeney	6-4	So.	0.8	1.4
Christian Ast	6-8	So.	1.0	1.1
Ron Burt	6-0	Sr.	0.1	0.5

Head Coach: Mike Krzyzewski

### 1963 (3-1)

#### Duke - East Region

W NYU	81-76
W St. Joseph's	73-59
Final Four	

L Loyola (Ill.)	75-94
W Oregon State	85-63

### 1964 (3-1)

#### Duke - East Region

W Villanova	87-73
W Connecticut	101-54
Final Four	

W Michigan	91-80
L UCLA	83-98

**1964:** The weather proved to be a greater obstacle in Duke's trek to the Final Four in 1964 as the Blue Devils' charter airplane skidded off a rain-slicked runway upon landing at Kansas City's Municipal Airport ... in the semis the Blue Devils avenged an earlier 16-point loss to Michigan with a 91-80 victory ... Duke's dream of a national title ended the following evening when UCLA defeated the Devils 98-83.

### 1965 (1-1)

#### NC State - East Region

L Princeton	48-66
W St. Joseph's	103-81

### 1966 (3-1)

#### Duke - East Region

W St. Joseph	76-74
W Syracuse	91-81
Final Four	

L Kentucky	79-83
W Utah	79-77

### 1967 (2-2)

#### North Carolina - East Region

W Princeton	78-70 (OT)
W Boston College	96-80
Final Four	

L Dayton	62-76
L Houston	62-84

### 1968 (3-1)

#### North Carolina - East Region

W St. Bonaventure	91-72
W Davidson	70-66
Final Four	

W Ohio State	80-66
L UCLA	55-78

### 1969 (2-2)

#### North Carolina - East Region

W Duquesne	79-78
W Davidson	87-85
Final Four	

L Purdue	65-92
L Drake	84-104

### 1970 (1-1)

#### NC State - East Region

L St. Bonaventure	68-80
W Niagara	108-88

### 1971 (0-2)

#### South Carolina - East Region

L Pennsylvania	64-79
L Fordham	90-100

### 1972 (3-1)

#### North Carolina - East Region

W South Carolina	92-69
W Pennsylvania	73-59
Final Four	

L Florida State	75-79
W Louisville	105-91

### 1973 (1-1)

#### Maryland - East Region

W Syracuse	91-75
L Providence	89-103

### 1974 (4-0)

#### NC State - East Region

W Providence	92-78
W Pittsburgh	100-72
Final Four	

W UCLA	(2ot) 80-77
W Marquette	76-64



## North Carolina Tar Heels 1993 NCAA Champions

Donald Williams scores a game-high 25 points and George Lynch adds 12 points and 10 rebounds as North Carolina captures its third NCAA title, and the ACC's seventh, defeating Michigan 77-71 before 64, 151 in New Orleans' Superdome ... the Wolverines build a 67-63 lead with 4:30 left to play before the Tar Heels score nine unanswered points to take a 72-67 lead with 1:03 to play ... the Tar Heel's title is the third straight NCAA crown for the ACC and fifth in 12 years



... two of North Carolina's three NCAA titles have taken place in the Superdome ... for the second straight year and fourth time in the last five seasons four ACC teams advance to the Sweet 16.

### 1993 Tar Heel Roster

Player	Hgt.	Cl.	Rpg	Ppg
Eric Montross	7-0	Jr.	7.6	15.8
George Lynch	6-8	Sr.	9.6	14.7
Donald Williams	6-3	So.	1.9	14.3
Brian Reese	6-5	Jr.	3.6	11.4
Derrick Phelps	6-3	Jr.	4.4	8.1
Pat Sullivan	6-8	Jr.	2.4	6.4
Kevin Salvadori	7-0	Jr.	3.6	4.5
Henrik Rodl	6-8	Sr.	1.4	4.3
Matt Wenstrom	7-1	Sr.	1.4	2.5
Larry Davis	6-1	Fr.	0.8	2.1
Ed Geth	6-8	Fr.	1.3	2.1
Scott Cherry	6-5	Sr.	0.7	2.1
Dante Calabria	6-4	Fr.	0.8	1.8
Travis Stephenson	6-6	Sr.	0.3	0.5
Pearce Landry	6-5	So.	1.0	0.0

Head Coach: Dean Smith

## Duke Blue Devils 2001 NCAA Champions

Top-ranked Duke captures its third NCAA title in 11 years, beating Arizona 82-72 before 45,994 in Minneapolis' Metrodome ... led by National Player of the Year Shane Battier, the Blue Devils are only the second team since the NCAA field was expanded to 64 or 65 teams to win every tournament game by 10 or more points ... Jason Williams averages more than 25 points in Duke's six NCAA games ... Duke defeats Maryland 95-84 in the semifinals, marking the third time since 1990 the ACC has placed two teams in the Final Four ... the title is the eighth for the ACC overall and fourth in the last 11 years.



### 2001 Blue Devil Roster

Player	Hgt.	Cl.	Rpg	Ppg
Jason Williams	6-2	So.	3.3	21.6
Shane Battier	6-8	Sr.	7.3	19.9
Mike Dunleavy	6-8	So.	5.7	12.6
Nate James	6-6	Sr.	5.2	12.3
Carlos Boozer	6-9	So.	6.5	13.3
Chris Duhon	6-1	Fr.	3.4	7.2
Casey Sanders	6-11	So.	1.8	2.5
Matt Christensen	6-10	Jr.	2.3	1.6
Reggie Love	6-4	Fr.	1.6	1.3
J.D. Simpson	6-4	Sr.	0.5	1.0
Nick Horvath	6-10	So.	2.3	2.8
Andy Borman	6-1	So.	0.3	0.9
Andre Buckner	5-10	So.	0.4	0.2
Ryan Caldbeck	6-3	Sr.	0.5	0.1

Head Coach: Mike Krzyzewski

## Maryland Terrapins 2002 NCAA Champions

Maryland captures its first ever NCAA title beating Indiana 64-52 ... the title is the ninth overall and fifth in the last 12 years for the ACC ... Maryland's Juan Dixon averages 25.8 points, 3.8 rebounds, 3.1 assists and 2.0 steals in six NCAA Tournament games and earns Final Four MVP honors ... Lonny Baxter and Chris Wilcox join Dixon on the All-Final Four team ... the Terps set a school record with 32 wins and advance to the title game by defeating the highest possible seed in each game ... Gary Williams becomes the ninth coach in NCAA history to lead his alma mater to a NCAA Basketball Championship.



### 2002 Terrapin Roster

Player	Hgt.	Cl.	Rpg	Ppg
Juan Dixon	6-3	Sr.	4.6	20.4
Lonny Baxter	6-8	Sr.	8.2	15.2
Chris Wilcox	6-10	So.	7.1	12.0
Byron Mouton	6-6	Sr.	5.0	11.1
Steve Blake	6-3	Jr.	3.8	8.0
Drew Nicholas	6-3	Jr.	2.2	7.1
Tahji Holden	6-10	Jr.	2.7	5.6
Ryan Randle	6-9	Jr.	3.1	3.8
Andre Collins	5-9	Fr.	0.5	2.2
Calvin McCall	6-3	Jr.	0.8	1.4
Mike Grinnon	6-6	Fr.	0.3	0.4
Earl Badu	6-0	Sr.	0.2	0.3

Head Coach: Gary Williams

### 1975 (4-2)

#### Maryland - Midwest Region

W Creighton	83-79
W Notre Dame	83-71
L Louisville	82-96

#### North Carolina - East Region

W New Mexico State	93-69
L Syracuse	76-78
W Boston College	110-90

### 1976 (0-2)

#### Virginia - East Region

L DePaul	60-69
----------	-------

#### North Carolina - Mideast Region

L Alabama	64-7
-----------	------

### 1977 (6-2)

#### North Carolina - East Region

W Purdue	69-66
W Notre Dame	79-77
W Kentucky	79-72

#### Final Four

W Nevada-Las Vegas	84-83
L Marquette	59-67

#### Wake Forest - Midwest Region

W Arkansas	86-80
W Southern Illinois	86-81
L Marquette	68-62

**1977:** The 1977 NCAA Tournament was unique in that the nation's top three ranked teams - UCLA, Michigan and Kentucky - were all upset in the regionals ... UNC reached the Final Four for the first time since 1972 despite having its three top players either out of action entirely or

severely limited by injuries; Phil Ford (injured elbow), Walter Davis (broken index finger) and Tommy LeGarde (knee injury) ... Mike O'Koren scored 31 points in UNC's 1-point semifinal win over UNLV ... O'Koren and Davis earned berths of the All-Final Four team.

### 1978 (4-2)

#### Duke - East Region

W Rhode Island	63-62
W Pennsylvania	84-80
W Villanova	90-72

#### Final Four

W Notre Dame	90-86
L Kentucky	88-94

#### North Carolina - West Region

L San Francisco	64-68
-----------------	-------

### 1979 (0-2)

#### North Carolina - #1 East Region

L Penn	#9	71-72
--------	----	-------

#### Duke - #2 East Region

L St. John's	#10	78-80
--------------	-----	-------

### 1980 (6-5)

#### Duke - #4 Mideast Region

W Penn	#12	52-42
W Kentucky	#1	55-54
L Purdue	#6	60-68

#### Clemson - #6 West Region

W Utah State	#11	76-73
W BYU	#3	71-66
W Lamar	#10	74-66
L UCLA	#8	74-85

#### Maryland - #2 East Region

W Tennessee	#7	86-75
L Georgetown	#3	68-74

#### North Carolina - #3 Midwest Region

L Texas A&M	#6 (2ot)	61-78
-------------	----------	-------

#### NC State - #4 East Region

L Iowa	#5	64-77
--------	----	-------

### 1981 (9-4)

#### North Carolina - #2 West Region

W Pittsburgh	#10	74-57
W Utah	#3	61-56
W Kansas State	#8	81-68

#### Final Four

W Virginia	78-65
L Indiana	50-63

#### Virginia - #1 East Region

W Villanova	#9	54-50
W Tennessee	#4	62-48
W BYU	#6	74-60

#### Final Four

L North Carolina	65-78
W LSU	78-74

#### Maryland - #6 Mideast Region

W UT-Chattanooga	#11	81-69
------------------	-----	-------

L Indiana	#3	64-99
-----------	----	-------

#### Wake Forest - #4 Mideast Region

L Boston College	#5	64-67
------------------	----	-------

## North Carolina Tar Heels 2005 NCAA Champions

Led by Final Four MVP Sean May, North Carolina defeats Illinois 75-70 for the school's fourth NCAA title ... the Tar Heels advance to the championship game with a 87-71 win over Michigan State ... May averages 24.0 points and 8.0 rebounds in the two Final Four wins ... May, Raymond Felton and Rashad McCants are named to the All-Final Four team ... with a 12-4 mark, the ACC is the winningest conference in the tournament and extends its streak of non-lossing records in NCAA Tournament play to 18 years in a row ... May, Felton and McCants and Marvin Williams are each selected among the first 14 picks of the 2005 NBA Draft.



### 2005 Tar Heel Roster

Player	Hgt.	Cl.	Rpg	Ppg
Sean May	6-9	Jr.	10.7	17.5
Rashad McCants	6-4	Jr.	3.0	16.0
Jawad Williams	6-9	Sr.	4.0	13.1
Raymond Felton	6-1	Jr.	4.3	12.9
Marvin Williams	6-9	Fr.	6.6	11.3
Jackie Manuel	6-5	Sr.	2.8	5.5
Melvin Scott	6-2	Sr.	1.4	5.1
Reyshawn Terry	6-8	So.	0.7	2.3
Jesse Holley	6-3	So.	0.4	1.3
Wes Miller	5-11	So.	0.2	1.1
Byron Sanders	6-9	Jr.	0.9	0.8
Quentin Thomas	6-3	Fr.	0.8	0.8
C.J. Hooker	6-2	Sr.	0.5	0.7
Charlie Everett	6-3	Sr.	0.2	0.5
Brooks Foster	6-2	Fr.	0.2	0.2
Damion Grant	6-11	Jr.	0.7	0.0

Head Coach: Roy Williams

## North Carolina Tar Heels 2009 NCAA Champions

North Carolina nets the ACC's fourth NCAA title in nine years – and the 11th overall – by defeating Michigan State 89-72 before 72,922 at Detroit's Ford Field ... junior guard Wayne Ellington averages 19.5 points and 6.5 rebounds en route to being named the Most Outstanding Player of the Final Four ... the Tar Heels win all six of their NCAA Tournament games by double-figures and register an average victory margin of more than 20 points ... for the second time in three years, an ACC record-tying seven teams earn NCAA Tournament berths ... North Carolina trails for a total of 2:01 in the two Final Four games against Villanova and Michigan State.



### 2009 Tar Heel Roster

Player	Hgt.	Cl.	Rpg	Ppg
Tyler Hansbrough	6-9	Sr.	8.1	20.7
Ty Lawson	5-11	Jr.	3.0	16.6
Wayne Ellington	6-4	Jr.	4.9	15.8
Danny Green	6-6	Sr.	4.7	13.1
Deon Thompson	6-8	Jr.	5.7	10.6
Ed Davis	6-10	Fr.	6.6	6.7
Will Graves	6-6	So.	2.6	4.0
Tyler Zeller	7-0	Fr.	2.0	3.1
Bobby Frasor	6-3	Sr.	2.0	2.6
Larry Drew II	6-1	Fr.	1.1	1.4
Marcus Ginyard	6-5	Sr.	2.7	1.3
J.B. Tanner	6-0	Sr.	0.3	1.3
Patrick Moody	6-4	Sr.	0.7	1.0
Mike Copeland	6-7	Sr.	0.8	0.8
Justin Watts	6-4	Fr.	0.7	0.7
Jack Wooten	6-2	Sr.	0.3	0.5
Marc Campbell	5-11	Jr.	0.3	0.2

Head Coach: Roy Williams

## Duke Blue Devils 2010 National Champions

Duke captures its fourth National Championship, beating hometown favorite Butler 61-59, before 70,930 in Indianapolis' Lucas Oil Stadium ... the title is the 12th overall and fifth in the last 10 years for the ACC ... Duke's Kyle Singler averages 20.0 points, 9.0 rebounds and 3.5 assists in Final Four wins over West Virginia (78-57) and Butler to earn Final Four MOP honors ... Jon Scheyer and Nolan Smith join Singler on the All-Final Four team ... the Blue Devils finish the season 35-5 and win their six NCAA Tournament games by an average victory margin of 14.5 points per game.



### 2010 Blue Devil Roster

Player	Hgt.	Cl.	Rpg	Ppg
Jon Scheyer	6-5	Sr.	3.6	18.2
Kyle Singler	6-8	Jr.	7.0	17.7
Nolan Smith	6-2	Jr.	2.8	17.0
Brian Zoubek	7-1	Sr.	7.7	5.6
Miles Plumlee	6-10	So.	4.9	5.2
Lance Thomas	6-8	Sr.	4.9	4.8
Andre Dawkins	6-4	Fr.	1.1	4.4
Mason Plumlee	6-10	Fr.	3.1	3.7
Ryan Kelly	6-10	Fr.	1.1	1.2
Jordan Davidson	6-1	Gr.	0.2	0.4
Steve Johnson	6-5	Jr.	0.2	0.4
Casey Peters	6-4	Jr.	0.1	0.0

Head Coach: Mike Krzyzewski

### 1982 (7-3)

#### North Carolina - #1 East Region

W JMU	#9	52-50
W Alabama	#4	74-69
W Villanova	#3	70-60

#### Final Four

W Houston	68-63
W Georgetown	63-62

#### Virginia - #1 Mideast Region

W Tennessee	#8	54-51
L UAB	#4	66-68

#### Wake Forest - #7 East Region

W Old Dominion	#10	74-57
L Memphis State	#2	55-56

#### NC State - #7 Mideast Region

L UT-Chattanooga	#10	51-58
------------------	-----	-------

### 1983 (11-3)

#### NC State - #6 West Region

W Pepperdine	#11	2ot 69-67
W UNLV	#3	71-70
W Utah	#10	75-56
W Virginia	#1	63-62

#### Final Four

W Georgia	67-60
W Houston	54-52

#### North Carolina - #2 East Region

W James Madison	#10	68-49
W Ohio State	#3	64-51
L Georgia	#4	77-82

#### Virginia - #1 West Region

W Washington State	#8	54-49
W Boston College	#4	95-92
L NC State	#6	62-63

#### Maryland - #8 Midwest Region

W UT-Chattanooga	#9	52-51
L Houston	#1	50-60

### 1984 (8-5)

#### Virginia - #7 East Region

W Iona	#10	58-57
W Arkansas	#2 (ot)	53-51
W Syracuse	#3	63-55
W Indiana	#4	50-48

#### Final Four

L Houston	(ot)	47-49
-----------	------	-------

#### Wake Forest - #4 Midwest Region

W Kansas	#5	69-59
W DePaul	#1 (ot)	73-71
L Houston	#2	63-68

#### North Carolina - #1 East Region

W Temple	#8	77-66
L Indiana	#4	68-72

#### Maryland - #3 Mideast Region

W West Virginia	#11	102-77
L Illinois	#2	70-72

#### Duke - #3 West Region

L Washington	#6	78-80
--------------	----	-------

### 1985 (12-5)

#### Georgia Tech - #2 East Region

W Mercer	#15	65-58
W Syracuse	#7	70-53
W Illinois	#3	61-53
L Georgetown	#1	54-60

#### North Carolina - #2 Southeast Region

W M. Tennessee State	#15	76-57
W Notre Dame	#7	60-58
W Auburn	#11	62-56
L Villanova	#8	44-56

#### NC State - #3 West Region

W Nevada-Reno	#14	65-56
W UTEP	#11	86-73
W Alabama	#7	61-55
L St. John's	#1	60-69

### Maryland - #5 Southeast Region

W Miami (Oh.)	#12 (ot)	69-68
W Navy	#13	64-59
L Villanova	#8	43-46

### Duke - #3 Midwest Region

W Pepperdine	#14	75-62
L Boston College	#11	73-74

### 1986 (13-6)

#### Duke - #1 East Region

W Mississippi Valley St.	#16	85-78
W Old Dominion	#8	89-61
W DePaul	#12	74-67
W Navy	#7	71-50

#### Final Four

W Kansas	71-67
L Louisville	69-72

#### NC State - #6 Midwest Region

W Iowa	#11	66-64
W Arkansas-Little Rock	#14(2ot)	80-66
W Iowa State	#7	70-66
L Kansas	#1	67-75

#### Georgia Tech - #2 Southeast Region

W Marist	#15	68-53
W Villanova	#10	66-61
L LSU	#11	64-70

#### North Carolina - #3 West Region

W Utah	#14	84-72
W UAB	#6	77-59
L Louisville	#2	69-72

#### Maryland - #5 West Region

W Pepperdine	#12	69-64
L UNLV	#4	64-70

#### Virginia - #5 East Region

L DePaul	#12	68-72
----------	-----	-------

## 1987 (5-6)

### North Carolina - #1 East Region

W Penn.....	#16	113-82
W Michigan.....	#9	109-97
W Notre Dame.....	#5	74-68
L Syracuse.....	#2	75-79

### Duke - #5 Midwest Region

W Texas A&M.....	#12	58-51
W Xavier (Ohio).....	#13	65-60
L Indiana.....	#1	82-88

### Clemson - #4 Southeast Region

L SW Missouri State.....	#13	60-65
--------------------------	-----	-------

### Georgia Tech - #7 Midwest Region

L LSU.....	#14	79-85
------------	-----	-------

### NC State - #11 East Region

L Florida.....	#6	70-82
----------------	----	-------

### Virginia - #5 West Region

L Wyoming.....	#5	60-64
----------------	----	-------

## 1988 (9-5)

### Duke - #2 East Region

W Boston University.....	#15	85-69
W Southern Methodist.....	#7	94-79
W Rhode Island.....	#11	73-72
W Temple.....	#1	63-53

#### Final Four

L Kansas.....		59-66
---------------	--	-------

### North Carolina - #2 West Region

W North Texas State.....	#15	83-65
W Loyola Marymount.....	#10	123-97
W Michigan.....	#3	78-69
L Arizona.....	#1	52-70

### Georgia Tech - #5 East Region

W Iowa State.....	#12	90-78
L Richmond.....	#13	55-59

### Maryland - #7 Southeast Region

W UC-Santa Barbara.....	#10	92-82
L Kentucky.....	#2	81-90

### NC State - #3 Midwest Region

L Murray State.....	#14	75-78
---------------------	-----	-------

## 1989 (12-6)

### Duke - #2 East Region

W S.C. State.....	#15	90-69
W West Virginia.....	#7	70-63
W Minnesota.....	#11	87-70
W Georgetown.....	#1	85-77

#### Final Four

L Seton Hall.....		78-95
-------------------	--	-------

### Virginia - #5 Southeast Region

W Providence.....	#12	100-97
W Tennessee State.....	#13	104-88
W Oklahoma.....	#1	86-80
L Michigan.....	#3	65-102

### North Carolina - #2 Southeast Region

W Southern.....	#15	93-79
W UCLA.....	#7	88-81
L Michigan.....	#3	87-92

### NC State - #5 East Region

W South Carolina.....	#12	81-66
W Iowa.....	#4 2ot	102-96
L Georgetown.....	#1	61-69

### Clemson - #9 West Region

W St. Mary's.....	#8	83-70
L Arizona.....	#1	68-94

### Georgia Tech - #6 Midwest Region

L Texas.....	#11	70-76
--------------	-----	-------

## 1990 (14-5)

### Duke - #3 East Region

W Richmond.....	#14	81-46
W St. John's.....	#6	76-72
W UCLA.....	#7	90-81

W Connecticut.....	#1 (ot)	79-78
--------------------	---------	-------

#### Final Four

W Arkansas.....		97-83
L UNLV.....		73-103

### Georgia Tech - #4 Southeast Region

W East Tennessee State.....	#13	99-83
W LSU.....	#5	94-91
W Michigan State.....	#1 (ot)	81-80
W Minnesota.....	#6	93-91

#### Final Four

L UNLV.....		81-90
-------------	--	-------

### Clemson - #5 East Region

W BYU.....	#12	49-47
W LaSalle.....	#4	79-75
L Connecticut.....	#1	70-71

### North Carolina - #8 Midwest Region

W SW Missouri State.....	#9	83-70
W Oklahoma.....	#1	79-77
L Arkansas.....	#4	73-96

### Virginia - #7 Southeast Region

W Notre Dame.....	#10	75-67
L Syracuse.....	#2	61-63

## 1991 (13-5)

### Duke - #2 Midwest Region

W N.E. Louisiana.....	#15	102-73
W Iowa.....	#7	85-70
W Connecticut.....	#11	81-67
W St. John's.....	#4	78-61

#### Final Four

W UNLV.....		79-77
W Kansas.....		72-65

### North Carolina - #1 East Region

W Northeastrn.....	#16	101-66
W Villanova.....	#9	84-69
W Eastern Michigan.....	#12	93-67
W Temple.....	#10	75-72

#### Final Four

L Kansas.....		73-79
---------------	--	-------

### Georgia Tech - #8 Midwest Region

W DePaul.....	#9	87-70
L Ohio State.....	#1	61-65

### NC State - #6 East Region

W Southern Miss.....	#11	114-85
L Oklahoma State.....	#3	64-73

### Wake Forest - #5 Southeast Region

W Louisiana Tech.....	#12	71-65
L Alabama.....	#4	88-96

### Virginia - #7 West Region

L BYU.....	#10	61-48
------------	-----	-------

## 1992 (12-4)

### Duke - #1 East Region

W Campbell.....	#16	82-56
W Iowa.....	#9	75-62
W Seton Hall.....	#4	81-69
W Kentucky.....	#2 ot	104-103

#### Final Four

W Indiana.....		81-78
W Michigan.....		71-51

### North Carolina - #4 Southeast Region

W Miami (Oh).....	#13	68-63
W Alabama.....	#5	64-55
L Ohio State.....	#1	73-80

### Florida State - #3 West Region

W Montana.....	#14	78-68
W Georgetwn.....	#6	78-68
L Indiana.....	#2	74-85

### Georgia Tech - #7 Midwest Region

W Houston.....	#10	65-60
W Southern Cal.....	#2	79-78
L Memphis State.....	#6 ot	79-83

### Wake Forest - #9 West Region

L Louisville.....	#8	58-91
-------------------	----	-------

## 1993 (14-5)

### North Carolina - #1 East Region

W East Carolina.....	#16	85-65
W Rhode Island.....	#8	112-67
W Arkansas.....	#4	80-74
W Cincinnati.....	#2 ot	75-68

#### Final Four

W Kansas.....		78-68
W Michigan.....		77-71

### Florida State - #3 Southeast Region

W Evansville.....	#14	82-70
W Tulane.....	#11	94-63
W Western Kentucky.....	#7 ot	81-78
L Kentucky.....	#1	81-106

### Wake Forest - #5 Southeast Region

W UT-Chattanooga.....	#12	81-58
W Iowa.....	#4	84-78
L Kentucky.....	#1	69-103

### Virginia - #6 East Region

W Manhattan.....	#11	78-66
W Massachusetts.....	#3	71-56
L Cincinnati.....	#2	54-71

### Duke - #3 Midwest Region

W Southern Illinois.....	#14	105-70
L California.....	#6	77-82

### Georgia Tech - #4 West Region

L Southern.....	#13	78-93
-----------------	-----	-------

## 1994 (10-5)

### Duke - #2 Southeast Region

W Texas Southern.....	#15	82-70
W Michigan State.....	#7	85-74
W Marquette.....	#6	59-44
W Purdue.....	#1	69-60

#### Final Four

W Florida.....		70-65
L Arkansas.....		72-76

### Maryland - #10 Midwest Region

W St. Louis.....	#7	74-66
W Massachusetts.....	#2	95-87
L Michigan.....	#3	71-78

### North Carolina - #1 East Region

W Liberty.....	#16	71-51
L Boston College.....	#9	72-75

### Wake Forest - #5 Southeast Region

W Charleston.....	#12	68-58
L Kansas.....	#4	58-69

### Virginia - #7 West Region

W New Mexico.....	#10	57-54
L Arizona.....	#3	58-71

## 1995 (11-4)

### North Carolina - #2 Southeast Region

W Murray State.....	#15	80-70
W Iowa State.....	#7	73-51
W Georgetown.....	#6	74-66
W Kentucky.....	#1	74-61

#### Final Four

L Arkansas.....		68-75
-----------------	--	-------

### Virginia - #4 Midwest Region

W Nicholls State.....	#13	96-72
W Miami (Ohio).....	#12 (ot)	60-54
W Kansas.....	#1	67-58
L Arkansas.....	#2	61-68

### Maryland - #3 West Region

W Gonzaga.....	#14	87-63
W Texas.....	#11	82-68
L Connecticut.....	#2	89-99

### Wake Forest - #1 East Region

W North Carolina A&T.....	#16	79-47
W St. Louis.....	#9	64-59
L Oklahoma State.....	#4	66-71



**1996 (6-6)****Wake Forest - #2 Midwest Region**

W N.E. Louisiana.....	#15	62-50
W Texas.....	#10	65-62
W Louisville.....	#6	60-59
L Kentucky.....	#1	63-83

**Georgia Tech - #3 Southeast Region**

W Austin Peay.....	#14	90-79
W Boston College.....	#11	103-89
L Cincinnati.....	#2	87-70

**North Carolina - #6 East Region**

W New Orleans.....	#11	83-62
L Texas Tech.....	#3	73-92

**Duke - #8 Southeast Region**

L Eastern Michigan.....	#9	60-75
-------------------------	----	-------

**Maryland - #7 West Region**

L Santa Clara.....	#10	79-91
--------------------	-----	-------

**Clemson - #8 West Region**

L Georgia.....	#8	74-81
----------------	----	-------

**1997 (8-6)****North Carolina - #1 East Region**

W Fairfield.....	#16	82-74
W Colorado.....	#9	73-56
W California.....	#5	63-57
W Louisville.....	#6	97-74

**Final Four**

L Arizona.....	#4	58-66
----------------	----	-------

**Clemson - #4 Midwest Region**

W Miami (Ohio).....	#13	68-56
W Tulsa.....	#5	65-59
L Minnesota.....	#1	2ot 84-90

**Duke - #2 Southeast Region**

W Murray State.....	#15	71-68
L Providence.....	#10	87-98

**Wake Forest - #3 West Region**

W St. Mary's.....	#14	68-46
L Stanford.....	#6	66-72

**Virginia - #9 West Region**

L Iowa.....	#8	60-73
-------------	----	-------

**Maryland - #5 Southeast Region**

L Charleston.....	#12	66-75
-------------------	-----	-------

**1998 (10-5)****North Carolina - #1 East Region**

W Navy.....	#16	88-52
W UNC-Charlotte.....	#8 (ot)	93-83
W Michigan State.....	#4	73-58
W Connecticut.....	#2	75-64

**Final Four**

L Utah.....	#3	59-65
-------------	----	-------

**Duke - #1 South Region**

W Radford.....	#16	99-63
W Oklahoma State.....	#8	79-73
W Syracuse.....	#5	80-67
L Kentucky.....	#2	84-86

**Maryland - #4 West Region**

W Utah State.....	#13	82-68
W Illinois.....	#5	67-61
L Arizona.....	#1	79-81

**Florida State - #12 Midwest Region**

W Texas Christian.....	#5	96-87
L Valparaiso.....	#13 (ot)	77-83

**Clemson - #6 Midwest Region**

L Western Michigan.....	#11	72-75
-------------------------	-----	-------

**1999 (7-3)****Duke - #1 East Region**

W Florida A&M.....	#16	99-58
W Tulsa.....	#9	97-56
W SW Missouri State.....	#12	78-61
W Temple.....	#6	85-64

**Final Four**

W Michigan State.....	#1	68-62
L Connecticut.....	#1	74-77

**Maryland - #2 South Region**

W Valparaiso.....	#15	82-60
W Creighton.....	#10	75-63
L St. John's.....	#3	62-76

**North Carolina - #3 West Region**

L Weber State.....	#13	74-76
--------------------	-----	-------

**2000 (7-3)****North Carolina - #8 South Region**

W Missouri.....	#9	84-70
W Stanford.....	#1	60-53
W Tennessee.....	#4	74-69
W Tulsa.....	#7	59-55

**Final Four**

L Florida.....	#5	59-71
----------------	----	-------

**Duke - #1 East Region**

W Lamar.....	#16	82-55
W Kansas.....	#8	69-64
L Florida.....	#5	78-87

**Maryland - #3 Midwest Region**

W Iona.....	#14	74-59
L UCLA.....	#6	70-105

**2001 (11-5)****Duke - #1 East Region**

W Monmouth.....	#16	95-52
W Missouri.....	#9	94-81
W UCLA.....	#4	76-63
W Southern Cal.....	#6	79-69

**Final Four**

W Maryland.....	95-84
W Arizona.....	82-72

**Maryland - #3 West Region**

W George Mason.....	#14	83-80
W Georgia State.....	#11	79-60
W Georgetown.....	#10	76-66
W Stanford.....	#1	87-73

**Final Four**

L Duke.....	84-95
-------------	-------

**North Carolina - #2 South Region**

W Princeton.....	#15	70-48
L Penn State.....	#7	74-82

**Virginia - #5 South Region**

L Gonzaga.....	#12	85-86
----------------	-----	-------

**Wake Forest - #7 Midwest Region**

L Butler.....	#10	63-79
---------------	-----	-------

**Georgia Tech - #8 West Region**

L St. Joseph's.....	#9	62-66
---------------------	----	-------

**2002 (10-3)****Maryland - #1 East Region**

W Siena.....	#16	85-70
W Wisconsin.....	#8	87-57
W Kentucky.....	#4	78-68
W Connecticut.....	#2	90-82

**Final Four**

W Kansas.....	97-88
W Indiana.....	64-52

**Duke - #1 South Region**

W Winthrop.....	#16	84-37
W Notre Dame.....	#8	84-77
L Indiana.....	#5	73-74

**NC State - #7 East Region**

W Michigan State.....	#10	69-58
L Connecticut.....	#2	74-77

**Wake Forest - #7 Midwest Region**

W Pepperdine.....	#10	83-74
L Oregon.....	#2	87-92

**2003 (5-4)****Maryland - #6 South Region**

W UNC-Wilmington.....	#11	75-73
W Xavier.....	#3	77-64
L Michigan State.....	#7	58-60

**Duke - #3 West Region**

W Colorado State.....	#14	67-57
W Central Michigan.....	#11	86-60
L Kansas.....	#2	65-69

**Wake Forest - #2 East Region**

W East Tennessee State.....	#15	76-73
L Auburn.....	#10	62-68

**NC State - #9 East Region**

L California.....	#8 (ot)	74-76
-------------------	---------	-------

**2004 (14-6)****Georgia Tech - #3 St. Louis Region**

W Northern Iowa.....	#14	65-60
W Boston College.....	#6	57-54
W Nevada.....	#10	72-67
W Kansas.....	#4 (ot)	79-71

**Final Four**

W Oklahoma State.....	#2	67-65
L Connecticut.....	#2	73-82

**Duke - #1 Atlanta Region**

W Alabama State.....	#16	96-61
W Seton Hall.....	#8	90-62
W Illinois.....	#5	72-62
W Xavier.....	#7	66-63

**Final Four**

L Connecticut.....	#2	78-79
--------------------	----	-------

**Wake Forest - #4 East Rutherford**

W VCU.....	#13	79-78
W Manhattan.....	#12	84-80
L St. Joseph's.....	#1	80-84

**NC State - #3 Phoenix**

W Louisiana-Lafayette.....	#14	61-52
L Vanderbilt.....	#6	73-75

**Maryland - #4 Phoenix**

W UTEP.....	#13	86-83
L Syracuse.....	#5	70-72

**North Carolina - #6 Atlanta**

W Air Force.....	#11	63-52
L Texas.....	#3	75-78

**2005 (12-4)****North Carolina - #1 Syracuse**

W Oakland.....	#16	96-68
W Iowa State.....	#9	92-65
W Villanova.....	#5	67-66
W Wisconsin.....	#6	88-82

**Final Four**

W Michigan State.....	#5	87-71
W Illinois.....	#1	75-70

**Duke - #1 Austin**

W Delaware State.....	#16	57-46
W Mississippi State.....	#9	63-55
L Michigan State.....	#5	68-78

**NC State - #10 Syracuse**

W Charlotte.....	#7	75-63
W Connecticut.....	#2	65-62
L Wisconsin.....	#6	56-65

**Wake Forest - #2 Albuquerque**

W Chattanooga.....	#15	70-54
L West Virginia.....	#7	105-111

**Georgia Tech - #5 Albuquerque**

W George Washington.....	#12	80-68
L Louisville.....	#4	54-76

## 2006 (6-4)

### Duke - #1 Atlanta

W Southern	#16	70-54
W George Washington	#8	74-61
L LSU	#4	54-62

### Boston College - #4 Minneapolis

W Pacific	#13	2ot 88-76
W Montana	#12	69-56
L Villanova	#1	ot 59-60

### North Carolina - #3 Washington, DC

W Murray State	#14	69-65
L George Mason	#11	60-65

### NC State - #10 Atlanta

W California	#7	58-52
L Texas	#2	54-72

## 2007 (7-7)

### North Carolina - #1 East Region

W Eastern Kentucky	#16	86-65
W Michigan State	#9	81-67
W Southern Cal	#5	74-64
L Georgetown	#2	ot 84-96

### Maryland - #4 Midwest Region

W Davidson	#13	82-70
L Butler	#5	59-62

### Virginia - #4 South Region

W Albany	#13	84-57
L Tennessee	#5	74-77

### Virginia Tech - #5 West Region

W Illinois	#12	54-52
L Southern Illinois	#4	48-63

### Boston College - #7 East Region

W Texas Tech	#10	84-75
L Georgetown	#2	55-62

### Duke - #6 West Region

L Virginia Commonwealth	#11	77-79
-------------------------	-----	-------

### Georgia Tech - #10 Midwest Region

L UNLV	#7	63-67
--------	----	-------

## 2008 (6-4)

### North Carolina - #1 East Region

W Mt. St. Mary's	#16	113-74
W Arkansas	#9	108-77
W Washington State	#4	68-47
W Louisville	#3	83-73
L Kansas	#1	66-84

### Duke - #2 West

W Belmont	#15	71-70
L West Virginia	#7	67-73

### Miami - #7 South

W St. Mary's	#10	78-64
L Texas	#2	72-75

### Clemson - #5 Midwest

L Villanova	#12	69-75
-------------	-----	-------

## 2009 (9-6)

### North Carolina - #1 South Region

W Radford	#16	101-58
W LSU	#8	84-70
W Gonzaga	#4	98-77
W Oklahoma	#2	72-60

#### Final Four

W Villanova	#4	83-69
W Michigan State	#2	89-72

### Duke - #2 East Region

W Binghamton	#15	86-62
W Texas	#7	74-69
L Villanova	#3	54-77

### Maryland - #10 West Region

W California	#7	84-71
L Memphis	#2	70-89

### Boston College - #7 Midwest Region

L Southern California	#10	55-72
-----------------------	-----	-------

### Clemson - #7 South Region

L Michigan	#10	62-59
------------	-----	-------

### Florida State - #5 East Region

L Wisconsin	#12	ot 59-61
-------------	-----	----------

### Wake Forest - #4 Midwest Region

L Cleveland State	#13	69-84
-------------------	-----	-------

## 2010 (9-5)

### Duke - #1 South Region

W Arkansas-Pine Bluff	#16	73-44
W California	#8	68-53
W Purdue	#4	70-57
W Baylor	#3	78-71

#### Final Four

W West Virginia	#2	78-57
W Butler	#5	61-59

### Maryland - #4 Midwest

W Houston	#13	89-77
L Michigan State	#5	85-83

### Georgia Tech - #10 Midwest

W Oklahoma State	#7	64-59
L Ohio State	#2	75-66

### Wake Forest - #9 East

W Texas	#8	ot 81-80
L Kentucky	#1	60-90

### Clemson - #7 East

L Missouri	#10	78-86
------------	-----	-------

### Florida State - #9 West

L Gonzaga	#8	69-67
-----------	----	-------

## 2011 (8-4)

### North Carolina - #2 East Region

W Long Island	#15	102-87
W Washington	#7	86-83
W Marquette	#11	81-63
L Kentucky	#4	69-76

### Duke - #1 West Region

W Hampton	#16	87-45
W Michigan	#8	73-71
L Arizona	#5	77-93

### Florida State - #10 Southwest Region

W Texas A&M	#7	57-50
W Notre Dame	#2	71-57
L VCU	#11	ot 71-72

### Clemson - #12 East Region

W UAB	#12	70-52
L West Virginia	#5	84-76

## 2012 (6-5)

### North Carolina - #1 Midwest Region

W Vermont	#16	77-58
W Creighton	#8	87-73
W Ohio	#13	ot 73-65
L Kansas	#2	67-80

### NC State - #11 Midwest Region

W San Diego State	#6	79-65
W Georgetown	#3	66-63
L Kansas	#2	57-60

### Florida State #3 East Region

W St. Bonaventure	#14	66-63
L Cincinnati	#6	56-62

### Duke - #2 South Region

L Lehigh	#15	70-75
----------	-----	-------

### Virginia - #10 West Regional

L Florida	#7	45-71
-----------	----	-------

## 2013 (6-5)

### Duke - #2 Midwest)

W Albany	#15	73-61
W Creighton	#7	66-50
W Michigan State	#3	71-61
L Louisville	#1	63-85

### Miami - #2 East

W Pacific	#15	78-49
W Illinois	#7	63-59
L Marquette	#3	61-71

### North Carolina - #8 South

W Villanova	#9	78-71
L Kansas	#1	58-70

### NC State - #8 East

L Temple	#9	72-76
----------	----	-------

## 2014 (9-5)

### Virginia - #1 East

W Coastal Carolina	#16	70-59
W Memphis	#8	78-60
L Michigan State	#4	59-61

### Syracuse - #3 South

W Western Michigan	#14	77-53
L Dayton	#11	53-55

### North Carolina - #6 East

W Providence	#11	79-77
L Iowa State	#3	83-85

### Pittsburgh - #9 South

W Colorado	#8	77-48
L Florida	#1	45-61

### NC State - #12 Midwest

W Xavier	#12	74-59
L Saint Louis	#5	ot 80-83

### Duke - #3 Midwest

L Mercer	#14	71-78
----------	-----	-------

## NCAA Tournament Results by Team

**Boston College (18 appearances; 22-19)**

1958	-	0-1	Round of 32 (1st rd)	Donald Martin
1967	-	2-1	Elite Eight (3rd rd)	Bob Cousy
1968	-	0-1	Round of 32 (1st rd)	Bob Cousy
1975	-	1-2	Sweet Sixteen (2nd rd)	Bob Zuffelato
1981	5	2-1	Sweet Sixteen (3rd rd)	Tom Davis
1982	8	3-1	Elite Eight (4th rd)	Tom Davis
1983	4	1-1	Sweet Sixteen (3rd rd)	Gary Williams
1985	11	2-1	Sweet Sixteen (3rd rd)	Gary Williams
1994	9	3-1	Elite Eight (4th rd)	Jim O'Brien
1996	11	1-1	Round of 32 (2nd rd)	Jim O'Brien
1997	5	1-1	Round of 32 (2nd rd)	Jim O'Brien
2001	3	1-1	Round of 32 (2nd rd)	Al Skinner
2002	11	0-1	Round of 64 (1st rd)	Al Skinner
2004	6	1-1	Round of 32 (2nd rd)	Al Skinner
2005	4	1-1	Round of 32 (2nd rd)	Al Skinner
2006	4	2-1	Sweet Sixteen (3rd rd)	Al Skinner
2007	7	1-1	Round of 32 (2nd rd)	Al Skinner
2009	7	0-1	Round of 64 (1st rd)	Al Skinner

**Clemson (11 appearances; 9-11)**

1980	6	3-1	Elite Eight (4th rd)	Bill C. Foster
1987	4	0-1	Round of 64 (1st rd)	Cliff Ellis
1989	9	1-1	Round of 32 (2nd rd)	Cliff Ellis
1990	5	2-1	Sweet Sixteen (3rd rd)	Cliff Ellis
1996	9	0-1	Round of 64 (1st rd)	Rick Barnes
1997	4	2-1	Sweet Sixteen (3rd rd)	Rick Barnes
1998	6	0-1	Round of 64 (1st rd)	Rick Barnes
2008	5	0-1	Round of 64 (1st rd)	Oliver Purnell
2009	7	0-1	Round of 64 (1st rd)	Oliver Purnell
2010	9	0-1	Round of 64 (1st rd)	Oliver Purnell
2011	12	1-1	Round of 64 (2nd rd)	Brad Brownell

**Duke (38 appearances; 99-3)**

1955	-	0-1	Round of 32 (1st rd)	Harold Bradley
1960	-	2-1	Elite Eight (3rd rd)	Vic Bubas
1963	-	3-1	National Semifinals (4th rd)	Vic Bubas
1964	-	3-1	National Championship (5th rd)	Vic Bubas
1966	-	3-1	National Semifinals (4th rd)	Vic Bubas
1978	-	4-1	National Championship (5th rd)	Bill E. Foster
1979	2	0-1	Round of 32 (2nd rd)	Bill E. Foster
1980	4	2-1	Elite Eight (4th rd)	Bill E. Foster
1984	3	0-1	Round of 32 (2nd rd)	Mike Krzyzewski
1985	3	1-1	Round of 32 (2nd rd)	Mike Krzyzewski
1986	1	5-1	National Championship (6th rd)	Mike Krzyzewski
1987	5	2-1	Sweet Sixteen (3rd rd)	Mike Krzyzewski
1988	2	4-1	National Semifinals (5th rd)	Mike Krzyzewski
1989	2	4-1	National Semifinals (5th rd)	Mike Krzyzewski
1990	3	5-1	National Championship (6th rd)	Mike Krzyzewski
1991	2	6-0	NCAA Champion (6th rd)	Mike Krzyzewski
1992	1	6-0	NCAA Champion (6th rd)	Mike Krzyzewski
1993	3	1-1	Round of 32 (2nd rd)	Mike Krzyzewski
1994	2	5-1	National Championship (6th rd)	Mike Krzyzewski
1996	8	0-1	Round of 64 (1st rd)	Mike Krzyzewski
1997	2	1-1	Round of 32 (2nd rd)	Mike Krzyzewski
1998	1	3-1	Elite Eight (4th rd)	Mike Krzyzewski
1999	1	5-1	National Championship (6th rd)	Mike Krzyzewski
2000	1	2-1	Sweet Sixteen (3rd rd)	Mike Krzyzewski
2001	1	6-0	NCAA Champion (6th rd)	Mike Krzyzewski
2002	1	2-1	Sweet Sixteen (3rd rd)	Mike Krzyzewski
2003	3	2-1	Sweet Sixteen (3rd rd)	Mike Krzyzewski
2004	1	4-1	National Semifinals (5th rd)	Mike Krzyzewski
2005	1	2-1	Sweet Sixteen (3rd rd)	Mike Krzyzewski
2006	1	2-1	Sweet Sixteen (3rd rd)	Mike Krzyzewski
2007	6	0-1	Round of 64 (1st rd)	Mike Krzyzewski
2008	2	1-1	Round of 32 (2nd rd)	Mike Krzyzewski
2009	2	2-1	Sweet Sixteen (3rd rd)	Mike Krzyzewski
2010	1	6-0	NCAA Champion (6th rd)	Mike Krzyzewski
2011	1	2-1	Sweet Sixteen (4th rd)	Mike Krzyzewski

2012	2	0-1	Round of 64 (2nd rd)	Mike Krzyzewski
2013	1	3-1	Elite Eight (5th rd)	Mike Krzyzewski
2014	3	0-1	Round of 64 (1st rd)	Mike Krzyzewski

**Florida State (14 appearances; 15-14)**

1968	-	0-1	Round of 32 (1st rd)	Hugh Durham
1972	-	4-1	National Championship (5th rd)	Hugh Durham
1978	-	0-1	Round of 32 (1st rd)	Hugh Durham
1980	8	1-1	Round of 32 (2nd rd)	Joe Williams
1988	12	0-1	Round of 64 (1st rd)	Pat Kennedy
1989	4	0-1	Round of 64 (1st rd)	Pat Kennedy
1991	7	1-1	Round of 32 (2nd rd)	Pat Kennedy
1992	3	2-1	Sweet Sixteen (3rd rd)	Pat Kennedy
1993	3	3-1	Elite Eight (4th rd)	Pat Kennedy
1998	12	1-1	Round of 32 (2nd rd)	Steve Robinson
2009	5	0-1	Round of 64 (1st rd)	Leonard Hamilton
2010	9	0-1	Round of 64 (1st rd)	Leonard Hamilton
2011	10	2-1	Sweet Sixteen (4th rd)	Leonard Hamilton
2012	3	1-1	Round of 32 (3rd rd)	Leonard Hamilton

**Georgia Tech (16 appearances; 23-16)**

1960	-	1-1	Elite Eight (3rd rd)	Wack Hyder
1985	2	3-1	Elite Eight (4th rd)	Bobby Cremins
1986	2	2-1	Sweet Sixteen (3rd rd)	Bobby Cremins
1987	7	0-1	Round of 64 (1st rd)	Bobby Cremins
1988	5	1-1	Round of 32 (2nd rd)	Bobby Cremins
1989	6	0-1	Round of 64 (1st rd)	Bobby Cremins
1990	4	4-1	National Semifinals (5th rd)	Bobby Cremins
1991	8	1-1	Round of 32 (2nd rd)	Bobby Cremins
1992	7	2-1	Sweet Sixteen (3rd rd)	Bobby Cremins
1993	4	0-1	Round of 64 (1st rd)	Bobby Cremins
1996	3	2-1	Sweet Sixteen (3rd rd)	Bobby Cremins
2001	8	0-1	Round of 64 (1st rd)	Paul Hewitt
2004	3	5-1	National Championship (6th rd)	Paul Hewitt
2005	5	1-1	Round of 32 (2nd rd)	Paul Hewitt
2007	10	0-1	Round of 64 (1st rd)	Paul Hewitt
2010	10	1-1	Round of 32 (2nd rd)	Paul Hewitt

**Louisville (40 appearances; 72-40)**

1951	-	0-1	Round of 32 (1st rd)	"Peck" Hickman
1959	-	3-2	Final Four	"Peck" Hickman
1961	-	2-1	Sweet Sixteen (2nd)	"Peck" Hickman
1964	-	0-1	Round of 32 (1st rd)	"Peck" Hickman
1967	-	0-2	Round of 32 (1st rd)	"Peck" Hickman
1968	-	1-1	Round of 32 (1st rd)	"Peck" Hickman
1972	-	2-2	Final Four	Denny Crum
1974	-	0-2	Round of 32 (1st rd)	Denny Crum
1975	-	4-1	Final Four	Denny Crum
1977	-	0-1	Round of 32 (1st rd)	Denny Crum
1978	-	1-1	Sweet Sixteen (2nd rd)	Denny Crum
1979	3	1-1	Sweet Sixteen (3rd rd)	Denny Crum
1980	2	5-0	National Champion	Denny Crum
1981	4	0-1	Round of 42 (1st rd)	Denny Crum
1982	3	3-1	Final Four	Denny Crum
1983	1	3-1	Final Four	Denny Crum
1984	5	2-1	Sweet Sixteen (3rd rd)	Denny Crum
1986	2	6-0	National Champion	Denny Crum
1988	5	2-1	Sweet Sixteen (3rd rd)	Denny Crum
1989	4	2-1	Sweet Sixteen (3rd rd)	Denny Crum
1990	4	1-1	Round of 64 (2nd rd)	Denny Crum
1992	8	1-1	Round of 64 (2nd rd)	Denny Crum
1993	4	2-1	Sweet Sixteen (3rd rd)	Denny Crum
1994	3	2-1	Sweet Sixteen (3rd rd)	Denny Crum
1995	11	0-1	Round of 64 (1st rd)	Denny Crum
1996	6	2-1	Sweet Sixteen (3rd rd)	Denny Crum
1997	4	3-1	Elite Eight (4th rd)	Denny Crum
1999	7	0-1	Round of 64 (1st rd)	Denny Crum
2000	7	0-1	Round of 64 (1st rd)	Denny Crum
2003	4	1-1	Round of 64 (2nd rd)	Rick Pitino



## NCAA Tournament Results by Team

2004	10	0-1	Round of 65 (1st rd)	Rick Pitino
2005	4	4-1	Final Four	Rick Pitino
2007	6	1-1	Round of 65 (2nd rd)	Rick Pitino
2008	3	3-1	Elite Eight (4th rd)	Rick Pitino
2009	1	3-1	Elite Eight (4th rd)	Rick Pitino
2010	9	0-1	Round of 65 (1st rd)	Rick Pitino
2011	4	0-1	Round of 68 (2nd rd)	Rick Pitino
2012	4	4-1	Final Four	Rick Pitino
2013	1	6-0	National Champion	Rick Pitino
2014	4	6-0	Sweet Sixteen (4th rd)	Rick Pitino

### Maryland (24 appearances; 38-23)

1958	-	2-1	Sweet Sixteen (2nd rd)	Bud Millikan
1973	-	1-1	Elite Eight (3rd rd)	Lefty Driesell
1975	-	2-1	Elite Eight (3rd rd)	Lefty Driesell
1980	2	1-1	Sweet Sixteen (3rd rd)	Lefty Driesell
1981	6	1-1	Round of 32 (2nd rd)	Lefty Driesell
1983	8	1-1	Round of 32 (2nd rd)	Lefty Driesell
1984	3	1-1	Sweet Sixteen (3rd rd)	Lefty Driesell
1985	5	2-1	Sweet Sixteen (3rd rd)	Lefty Driesell
1986	5	1-1	Round of 32 (2nd rd)	Lefty Driesell
1988	7	1-1	Round of 32 (2nd rd)	Bob Wade
1994	10	2-1	Sweet Sixteen (3rd rd)	Gary Williams
1995	3	2-1	Sweet Sixteen (3rd rd)	Gary Williams
1996	7	0-1	Round of 64 (1st rd)	Gary Williams
1997	5	0-1	Round of 64 (1st rd)	Gary Williams
1998	4	2-1	Sweet Sixteen (3rd rd)	Gary Williams
1999	2	2-1	Sweet Sixteen (3rd rd)	Gary Williams
2000	3	1-1	Round of 32 (2nd rd)	Gary Williams
2001	3	4-1	National Semifinals (5th rd)	Gary Williams
2002	1	6-0	NCAA Champion (6th rd)	Gary Williams
2003	6	2-1	Sweet Sixteen (3rd rd)	Gary Williams
2004	4	1-1	Round of 32 (2nd rd)	Gary Williams
2007	4	1-1	Round of 32 (2nd rd)	Gary Williams
2009	10	1-1	Round of 32 (2nd rd)	Gary Williams
2010	4	1-1	Round of 32 (2nd rd)	Gary Williams

### Miami (7 appearances; 6-7)

1960	-	0-1	Round of 32 (1st rd)	Bruce Hale
1998	11	0-1	Round of 64 (1st rd)	Leonard Hamilton
1999	2	1-1	Round of 32 (2nd rd)	Leonard Hamilton
2000	6	2-1	Sweet Sixteen (3rd rd)	Leonard Hamilton
2002	5	0-1	Round of 64 (1st rd)	Perry Clark
2008	7	1-1	Round of 32 (2nd rd)	Frank Haith
2013	2	2-1	Sweet Sixteen (4th rd)	Jim Larrañaga

### North Carolina (45 appearances; 110-43)

1941	-	0-2	Elite Eight (1st rd)	Bill Lange
1946	-	2-1	National Championship (3rd rd)	Ben Carnevale
1957	-	5-0	NCAA Champion (6th rd)	Frank McGuire
1959	-	0-1	Round of 32 (1st rd)	Frank McGuire
1967	-	2-2	National Semifinals (4th rd)	Dean Smith
1968	-	3-1	National Championship (5th rd)	Dean Smith
1969	-	2-2	National Semifinals (4th rd)	Dean Smith
1972	-	3-1	National Semifinals (4th rd)	Dean Smith
1975	-	2-1	Sweet Sixteen (2nd rd)	Dean Smith
1976	-	0-1	Round of 32 (1st rd)	Dean Smith
1977	-	4-1	National Championship (5th rd)	Dean Smith
1978	-	0-1	Round of 32 (1st rd)	Dean Smith
1979	1	0-1	Round of 32 (2nd rd)	Dean Smith
1980	3	0-1	Round of 32 (2nd rd)	Dean Smith
1981	2	4-1	National Championship (6th rd)	Dean Smith
1982	1	5-0	NCAA Champion (6th rd)	Dean Smith
1983	2	2-1	Elite Eight (4th rd)	Dean Smith
1984	1	1-1	Sweet Sixteen (3rd rd)	Dean Smith
1985	2	3-1	Elite Eight (4th rd)	Dean Smith
1986	3	2-1	Sweet Sixteen (3rd rd)	Dean Smith
1987	1	3-1	Elite Eight (4th rd)	Dean Smith
1988	2	3-1	Elite Eight (4th rd)	Dean Smith

1989	2	2-1	Sweet Sixteen (3rd rd)	Dean Smith
1990	8	2-1	Sweet Sixteen (3rd rd)	Dean Smith
1991	1	4-1	National Semifinals (5th rd)	Dean Smith
1992	4	2-1	Sweet Sixteen (3rd rd)	Dean Smith
1993	1	6-0	NCAA Champion (6th rd)	Dean Smith
1994	1	1-1	Round of 32 (2nd rd)	Dean Smith
1995	2	4-1	National Semifinals (5th rd)	Dean Smith
1996	6	1-1	Round of 32 (2nd rd)	Dean Smith
1997	1	4-1	National Semifinals (5th rd)	Dean Smith
1998	1	4-1	National Semifinals (5th rd)	Bill Guthridge
1999	3	0-1	Round of 64 (1st rd)	Bill Guthridge
2000	8	4-1	National Semifinals (5th rd)	Bill Guthridge
2001	2	1-1	Round of 32 (2nd rd)	Matt Doherty
2004	6	1-1	Round of 32 (2nd rd)	Roy Williams
2005	1	6-0	NCAA Champion (6th rd)	Roy Williams
2006	3	1-1	Round of 32 (2nd rd)	Roy Williams
2007	1	3-1	Elite Eight (4th rd)	Roy Williams
2008	1	4-1	National Semifinals (5th rd)	Roy Williams
2009	1	6-0	NCAA Champion (6th rd)	Roy Williams
2011	2	3-1	Elite Eight (5th rd)	Roy Williams
2012	1	3-1	Elite Eight (5th rd)	Roy Williams
2013	8	1-1	Round of 32 (2nd rd)	Roy Williams
2014	6	1-1	Round of 32 (2nd rd)	Roy Williams

### NC State (25 appearances; 35-24)

1950	-	2-1	National Semifinals (2nd rd)	Everett Case
1951	-	1-2	Elite Eight (2nd rd)	Everett Case
1952	-	1-1	Sweet Sixteen (1st rd)	Everett Case
1954	-	2-1	Sweet Sixteen (2nd rd)	Everett Case
1956	-	0-1	Round of 32 (1st rd)	Everett Case
1965	-	1-1	Sweet Sixteen (2nd rd)	Press Maravich
1970	-	1-1	Sweet Sixteen (2nd rd)	Norm Sloan
1974	-	4-0	NCAA Champion (6th rd)	Norm Sloan
1980	4	0-1	Round of 32 (2nd rd)	Norm Sloan
1982	7	0-1	Round of 64 (1st rd)	Jim Valvano
1983	6	6-0	NCAA Champion (6th rd)	Jim Valvano
1985	3	3-1	Elite Eight (4th rd)	Jim Valvano
1986	6	3-1	Elite Eight (4th rd)	Jim Valvano
1987	11	0-1	Round of 64 (1st rd)	Jim Valvano
1988	3	0-1	Round of 64 (1st rd)	Jim Valvano
1989	5	2-1	Sweet Sixteen (3rd rd)	Jim Valvano
1991	6	1-1	Round of 32 (2nd rd)	Les Robinson
2002	7	1-1	Round of 32 (2nd rd)	Herb Sendek
2003	9	0-1	Round of 64 (1st rd)	Herb Sendek
2004	3	1-1	Round of 32 (2nd rd)	Herb Sendek
2005	10	2-1	Sweet Sixteen (3rd rd)	Herb Sendek
2006	10	1-1	Round of 32 (2nd rd)	Herb Sendek
2012	11	2-1	Sweet Sixteen (4th rd)	Mark Gottfried
2013	8	0-1	Round of 64 (2nd rd)	Mark Gottfried
2014	12	1-1	Round of 64 (1st rd)	Mark Gottfried

### Notre Dame (33 appearances; 31-37)

1953	-	2-1	Elite Eight (3rd rd)	John Jordan
1954	-	2-1	Elite Eight (3rd rd)	John Jordan
1957	-	2-1	Sweet Sixteen (2nd rd)	John Jordan
1958	-	2-1	Elite Eight (3rd rd)	John Jordan
1960	-	0-1	Round of 32 (1st rd)	John Jordan
1963	-	0-1	Round of 32 (1st rd)	John Jordan
1965	-	0-1	Round of 32 (1st rd)	Johnny Dee
1969	-	0-1	Round of 32 (1st rd)	Johnny Dee
1970	-	1-2	Sweet Sixteen (2nd rd)	Johnny Dee
1971	-	1-2	Sweet Sixteen (2nd rd)	Johnny Dee
1974	-	2-1	Sweet Sixteen (2nd rd)	Digger Phelps
1975	-	1-2	Sweet Sixteen (2nd rd)	Digger Phelps
1976	-	1-1	Sweet Sixteen (2nd rd)	Digger Phelps
1977	-	1-1	Sweet Sixteen (2nd rd)	Digger Phelps
1978	-	3-2	National Semifinals (4th rd)	Digger Phelps
1979	1	2-1	Elite Eight (4th rd)	Digger Phelps
1980	4	0-1	Round of 32 (2nd rd)	Digger Phelps

## NCAA Tournament Results by Team

1981	2	1-1	Sweet Sixteen (3rd rd)	Digger Phelps	1999	8	0-1	Round of 64 (1st rd)	Jim Boeheim
1985	7	1-1	Round of 32 (2nd rd)	Digger Phelps	2000	4	2-1	Sweet Sixteen (3rd rd)	Jim Boeheim
1986	3	0-1	Round of 64 (1st rd)	Digger Phelps	2001	5	1-1	Round of 32 (2nd rd)	Jim Boeheim
1987	5	2-1	Sweet Sixteen (3rd rd)	Digger Phelps	2003	3	6-0	National Championship (6th rd)	Jim Boeheim
1988	10	0-1	Round of 64 (1st rd)	Digger Phelps	2004	5	2-1	Sweet Sixteen (3rd rd)	Jim Boeheim
1989	9	1-1	Round of 32 (2nd rd)	Digger Phelps	2005	4	0-1	Round of 64 (1st rd)	Jim Boeheim
1990	10	0-1	Round of 64 (1st rd)	Digger Phelps	2006	5	0-1	Round of 64 (1st rd)	Jim Boeheim
2001	6	1-1	Round of 32 (2nd rd)	Mike Brey	2009	3	2-1	Sweet Sixteen (3rd rd)	Jim Boeheim
2002	8	1-1	Round of 32 (2nd rd)	Mike Brey	2010	1	2-1	Sweet Sixteen (3rd rd)	Jim Boeheim
2003	5	2-1	Sweet Sixteen (3rd rd)	Mike Brey	2011	3	1-1	Round of 32 (3rd rd)	Jim Boeheim
2007	6	0-1	Round of 64 (1st rd)	Mike Brey	2012	1	3-1	Elite Eight (4th rd)	Jim Boeheim
2008	5	1-1	Round of 32 (2nd rd)	Mike Brey	2013	4	4-1	National Semifinals (5th rd)	Jim Boeheim
2010	6	0-1	Round of 64 (1st rd)	Mike Brey	2014	3	1-1	Round of 32 (2nd rd)	Jim Boeheim
2011	2	1-1	Round of 32 (2nd rd)	Mike Brey					
2012	7	0-1	Round of 64 (2nd rd)	Mike Brey					
2013	7	0-1	Round of 64 (2nd rd)	Mike Brey					

**Pittsburgh (24 appearances; 35-23)**

1941	-	1-1	National Semifinals (2nd rd)	Henry Carlson
1957	-	1-2	Sweet Sixteen (2nd rd)	Bob Timmons
1958	-	0-1	Round of 32 (1st rd)	Bob Timmons
1963	-	0-1	Round of 32 (1st rd)	Bob Timmons
1974	-	2-1	Elite Eight (3rd rd)	Buzz Ridl
1981	10	1-1	Round of 32 (2nd rd)	Roy Chipman
1982	10	0-1	Round of 64 (1st rd)	Roy Chipman
1985	12	0-1	Round of 64 (1st rd)	Roy Chipman
1987	3	1-1	Round of 32 (2nd rd)	Paul Evans
1988	2	1-1	Round of 32 (2nd rd)	Paul Evans
1989	8	0-1	Round of 64 (1st rd)	Paul Evans
1991	6	1-1	Round of 32 (2nd rd)	Paul Evans
1993	9	0-1	Round of 64 (1st rd)	Paul Evans
2002	3	2-1	Sweet Sixteen (3rd rd)	Ben Howland
2003	2	2-1	Sweet Sixteen (3rd rd)	Ben Howland
2004	3	2-1	Sweet Sixteen (3rd rd)	Jamie Dixon
2005	9	0-1	Round of 64 (1st rd)	Jamie Dixon
2006	5	1-1	Round of 32 (2nd rd)	Jamie Dixon
2007	3	2-1	Sweet Sixteen (3rd rd)	Jamie Dixon
2008	4	1-1	Round of 32 (2nd rd)	Jamie Dixon
2009	1	3-1	Elite Eight (4th rd)	Jamie Dixon
2010	3	1-1	Round of 32 (2nd rd)	Jamie Dixon
2011	1	1-1	Round of 32 (3rd rd)	Jamie Dixon
2013	8	0-1	Round of 64 (2nd rd)	Jamie Dixon
2014	9	1-1	Round of 32 (2nd rd)	Jamie Dixon

**Syracuse (38 appearances; 61-37)**

1957	-	2-1	Elite Eight (3rd rd)	Marc Guley
1966	-	1-1	Elite Eight (3rd rd)	Fred Lewis
1973	-	2-1	Sweet Sixteen (2nd rd)	Roy Danforth
1974	-	0-1	Round of 32 (1st rd)	Roy Danforth
1975	-	3-2	National Semifinals (4th rd)	Roy Danforth
1976	-	0-1	Round of 32 (1st rd)	Roy Danforth
1977	-	1-1	Sweet Sixteen (2nd rd)	Jim Boeheim
1978	-	0-1	Round of 32 (1st rd)	Jim Boeheim
1979	4	1-1	Sweet Sixteen (3rd rd)	Jim Boeheim
1980	1	1-1	Sweet Sixteen (3rd rd)	Jim Boeheim
1983	6	1-1	Round of 32 (2nd rd)	Jim Boeheim
1984	3	1-1	Sweet Sixteen (3rd rd)	Jim Boeheim
1985	7	1-1	Round of 32 (2nd rd)	Jim Boeheim
1986	2	1-1	Round of 32 (2nd rd)	Jim Boeheim
1987	2	5-1	National Championship (6th rd)	Jim Boeheim
1988	3	1-1	Round of 32 (2nd rd)	Jim Boeheim
1989	2	3-1	Elite Eight (4th rd)	Jim Boeheim
1990	2	2-1	Sweet Sixteen (3rd rd)	Jim Boeheim
1991	2	0-1	Round of 64 (1st rd)	Jim Boeheim
1992	6	1-1	Round of 32 (2nd rd)	Jim Boeheim
1994	4	2-1	Sweet Sixteen (3rd rd)	Jim Boeheim
1995	7	1-1	Round of 32 (2nd rd)	Jim Boeheim
1996	4	5-1	National Championship (6th rd)	Jim Boeheim
1998	5	2-1	Sweet Sixteen (3rd rd)	Jim Boeheim

**Virginia (18 appearances; 24-18)**

1976	-	0-1	Round of 32 (1st rd)	Terry Holland
1981	1	4-1	National Semifinals (5th rd)	Terry Holland
1982	1	1-1	Sweet Sixteen (3rd rd)	Terry Holland
1983	1	2-1	Elite Eight (4th rd)	Terry Holland
1984	7	4-1	National Semifinals (5th rd)	Terry Holland
1986	5	0-1	Round of 64 (1st rd)	Terry Holland
1987	5	0-1	Round of 64 (1st rd)	Terry Holland
1989	5	3-1	Elite Eight (4th rd)	Terry Holland
1990	7	1-1	Round of 32 (2nd rd)	Terry Holland
1991	7	0-1	Round of 64 (1st rd)	Jeff Jones
1993	6	2-1	Sweet Sixteen (3rd rd)	Jeff Jones
1994	7	1-1	Round of 32 (2nd rd)	Jeff Jones
1995	4	3-1	Elite Eight (4th rd)	Jeff Jones
1997	9	0-1	Round of 64 (1st rd)	Jeff Jones
2001	5	0-1	Round of 64 (1st rd)	Pete Gillen
2007	4	1-1	Round of 32 (2nd rd)	Dave Leitao
2012	11	0-1	Round of 64 (2nd rd)	Tony Bennett
2014	1	2-1	Sweet Sixteen (3rd rd)	Tony Bennett

**Virginia Tech (8 appearances; 6-8)**

1967	-	2-1	Elite Eight (3rd rd)	Howard Shannon
1976	-	0-1	Round of 32 (1st rd)	Don DeVoe
1979	8	1-1	Round of 32 (2nd rd)	Charles Moir
1980	7	1-1	Round of 32 (2nd rd)	Charles Moir
1985	9	0-1	Round of 64 (1st rd)	Charles Moir
1986	7	0-1	Round of 64 (1st rd)	Charles Moir
1996	9	1-1	Round of 32 (2nd rd)	Bill Foster
2007	5	1-1	Round of 32 (2nd rd)	Seth Greenberg

**Wake Forest (22 appearances; 27-22)**

1939	-	0-1	Elite Eight (1st rd)	Murray Greason
1953	-	1-1	Sweet Sixteen (2nd rd)	Murray Greason
1961	-	2-1	Elite Eight (3rd rd)	Bones McKinney
1962	-	4-1	National Semifinals (4th rd)	Bones McKinney
1977	-	2-1	Elite Eight (3rd rd)	Carl Tacy
1981	4	0-1	Round of 32 (2nd rd)	Carl Tacy
1982	7	1-1	Round of 32 (2nd rd)	Carl Tacy
1984	4	2-1	Elite Eight (4th rd)	Carl Tacy
1991	5	1-1	Round of 32 (2nd rd)	Dave Odom
1992	9	0-1	Round of 64 (1st rd)	Dave Odom
1993	5	2-1	Sweet Sixteen (3rd rd)	Dave Odom
1994	5	1-1	Round of 32 (2nd rd)	Dave Odom
1995	1	2-1	Sweet Sixteen (3rd rd)	Dave Odom
1996	2	3-1	Elite Eight (4th rd)	Dave Odom
1997	3	1-1	Round of 32 (2nd rd)	Dave Odom
2001	7	0-1	Round of 64 (1st rd)	Dave Odom
2002	7	1-1	Round of 32 (2nd rd)	Skip Prosser
2003	2	1-1	Round of 32 (2nd rd)	Skip Prosser
2004	4	2-1	Sweet Sixteen (3rd rd)	Skip Prosser
2005	2	1-1	Round of 32 (2nd rd)	Skip Prosser
2009	4	0-1	Round of 64 (1st rd)	Dino Gaudio
2010	9	1-1	Round of 32 (1st rd)	Dino Gaudio

## NIT Records by School

School	Last App.	App.	Won	Lost	Pct.	Titles	Years
North Carolina.....	2010	6	13	5	.722	1	1971
Virginia Tech.....	2011	12	24	10	.706	2	1973, 1995
Notre Dame.....	2009	37	26	11	.703	0	-
Wake Forest.....	2006	6	10	5	.667	1	2000
Virginia.....	2013	13	17	11	.607	2	1980, 1992
Florida State.....	2014	9	13	9	.591	0	-
Boston College.....	2010	11	17	12	.586	0	-
NC State.....	2010	12	16	13	.552	0	-
Clemson.....	2014	15	18	15	.545	0	-
Georgia Tech.....	2003	7	8	7	.533	0	-
Louisville.....	2006	14	14	14	.500	1	1956
Syracuse.....	2008	22	10	12	.455	0	-
Duke.....	1981	5	5	6	.455	0	-
Pittsburgh.....	2001	14	6	8	.429	0	-
Miami.....	2012	11	7	11	.389	0	-
<b>Former Members</b>							
Maryland.....	2013	8	14	7	.667	1	1972
South Carolina.....	1969	1	1	1	.500	0	-
<b>1954-2014.....</b>		<b>82</b>	<b>121</b>	<b>81</b>	<b>.599</b>	<b>5</b>	
<b>Current Members.....</b>		<b>194</b>	<b>204</b>	<b>149</b>	<b>.578</b>	<b>7</b>	

<b>1941</b>	Georgia Tech (1-1)
Virginia (0-1)	Duquesne.....W 78-68
City (N.Y.) College.....L 35-64	St. John's.....L 55-56
<b>1947</b>	<b>1971</b>
N.C. State (2-1)	North Carolina (4-0)
St. John's.....W 64-55	Massachusetts.....W 90-49
Kentucky.....L 42-60	Providence.....W 86-79
West Virginia.....W 64-52	Duke.....W 73-67
<b>1948</b>	Georgia Tech.....W 84-66
N.C. State (0-1)	Duke (2-2)
DePaul.....L 64-75	Dayton.....W 80-68
<b>1951</b>	Tennessee.....W 78-64
N.C. State (0-1)	North Carolina.....L 67-73
Seton Hall.....L 59-71	St. Bonaventure.....ot L 88-92
<b>1961</b>	Georgia Tech (3-1)
Miami (0-1)	LaSalle.....W 70-67
St. Louis.....L 56-58	Michigan.....W 78-70
<b>1963</b>	St. Bonaventure.....(2ot) W 76-71
Miami (1-1)	North Carolina.....L 66-84
St. Francis, NY.....W 71-70	<b>1972</b>
Providence.....L 96-106	Maryland (4-0)
<b>1964</b>	St. Joseph's.....W 67-55
Miami (0-1)	Syracuse.....W 71-65
St. Joseph's.....L 76-86	Jacksonville.....W 91-77
<b>1966</b>	Niagara.....W 100-69
Virginia Tech (0-1)	Virginia (0-1)
Temple.....L 73-88	Lafayette.....L 71-72
<b>1967</b>	<b>1973</b>
Duke (0-1)	North Carolina (3-1)
Southern Illinois.....L 63-72	Oral Roberts.....W 82-65
<b>1968</b>	Massachusetts.....W 73-63
Duke (1-1)	Notre Dame.....L 71-78
Oklahoma City.....W 97-81	Alabama.....W 88-69
St. Peter's.....L 71-100	Virginia Tech (4-0)
<b>1969</b>	New Mexico.....W 65-63
South Carolina (1-1)	Fairfield.....W 77-76
Southern Illinois.....W 82-63	Alabama.....W 74-73
Army.....L 45-59	Notre Dame.....ot W 92-91
<b>1970</b>	<b>1974</b>
Duke (0-1)	North Carolina (0-1)
Utah.....L 75-78	Purdue.....L 81-82
North Carolina (0-1)	<b>1975</b>
Manhattan.....L 90-95	Clemson (0-1)
	Providence.....L 86-91
	<b>1976</b>
	N.C. State (2-1)
	Holy Cross.....W 78-68
	UNC-Charlotte.....L 79-80

Providence.....W 74-69
<b>1977</b>
Virginia Tech (1-1)
Georgetown.....W 83-79
Alabama.....L 72-79
<b>1978</b>
N.C. State (3-1)
South Carolina.....W 82-70
Detroit.....W 84-77
Georgetown.....ot W 86-85
Texas.....L 93-101
Virginia (0-1)
Georgetown.....ot L 68-70
<b>1979</b>
Clemson (1-1)
Kentucky.....ot W 68-67
Old Dominion.....(2ot) L 69-71
Maryland (1-1)
Rhode Island.....(3ot) W 67-65
Ohio State.....L 72-79
Virginia (1-1)
N.E. Louisiana.....W 79-78
Alabama.....L 88-90
<b>1980</b>
Virginia (5-0)
Lafayette.....W 67-56
Boston College.....W 57-55
Michigan.....W 79-68
Nevada-Las Vegas.....W 90-71
Minnesota.....W 58-55
<b>1981</b>
Duke (2-1)
North Carolina A&T.....W 79-69
Alabama.....W 75-70
Purdue.....L 69-81
Clemson (0-1)
Temple.....L 82-90
<b>1982</b>
Maryland (1-1)
Richmond.....W 66-50
Georgia.....L 69-83
Clemson (0-1)
Mississippi.....L 49-53
Virginia Tech (2-1)
Fordham.....W 69-58
Mississippi.....W 61-50
Georgia.....L 73-90

<b>1983</b>
Wake Forest (3-1)
Murray State.....W 87-80
Vanderbilt.....W 75-68
South Carolina.....W 78-61
Fresno State.....L 62-86
Virginia Tech (1-1)
William & Mary.....W 85-79
South Carolina.....L 68-75
<b>1984</b>
Georgia Tech (0-1)
Virginia Tech.....L 74-77
N.C. State (0-1)
Florida State.....ot L 71-74
Florida State (1-1)
N.C. State.....ot W 74-71
Pittsburgh.....L 63-66
Virginia Tech (4-1)
Georgia Tech.....W 77-74
South Alabama.....W 68-66
Tennessee.....W 72-68
Michigan.....L 75-78
SW Louisiana.....W 71-70
<b>1985</b>
Virginia (2-1)
West Virginia.....W 56-55
St. Joseph's.....W 68-61
Tennessee.....L 54-61
Clemson (0-1)
UT-Chattanooga.....L 65-67
Wake Forest (0-1)
South Florida.....L 66-77
<b>1986</b>
Clemson (2-1)
M. Tennessee State.....W 99-81
Georgia.....W 77-65
Wyoming.....L 57-62
<b>1987</b>
Florida State (1-1)
Rhode Island.....W 107-92
Vanderbilt.....L 92-109
<b>1988</b>
Clemson (0-1)
Southern Mississippi.....L 69-74
<b>1990</b>
Maryland (1-1)
Massachusetts.....W 91-81
Penn State.....L 78-80
<b>1992</b>
Virginia (5-0)
Villanova.....W 83-80
Tennessee.....W 77-52
New Mexico.....W 76-71
Florida.....W 62-56
Notre Dame.....ot W 81-76
<b>1993</b>
Clemson (1-1)
Auburn.....W 84-72
Alabama Birmingham.....L 64-65
<b>1994</b>
Georgia Tech (0-1)
Siena.....L 68-76
Clemson (1-1)
West Virginia.....W 96-79
Vanderbilt.....L 74-89



**1995**

Clemson (0-1)	
Virginia Tech..... L	54-62
Virginia Tech (5-0)	
Clemson..... W	62-54
Providence..... W	91-78
New Mexico State..... W	64-61
Canisius..... W	71-59
Marquette..... ot W	65-64
Miami (0-1)	
Penn State..... L	56-62

**1997**

Florida State (4-1)	
Syracuse..... W	82-67
Michigan State..... W	68-62
West Virginia..... W	76-71
Connecticut..... W	71-65
Michigan..... L	73-82
N.C. State (1-1)	
S.W. Missouri State..... W	77-66
West Virginia..... L	73-76
Miami (0-1)	
Michigan..... L	63-76

**1998**

Georgia Tech (2-1)	
Seton Hall..... W	88-78
Georgetown..... ot W	80-79
Penn State..... L	70-75
N.C. State (1-1)	
Kansas State..... W	59-39
Georgia..... L	55-61
Wake Forest (1-1)	
UNC-Wilmington..... W	56-52
Vanderbilt..... L	68-72

**1999**

Clemson (4-1)	
Georgia..... W	77-57
Rutgers..... W	78-68
Butler..... W	89-69
Xavier..... W	79-76
California..... L	60-61
Wake Forest (1-1)	
Alabama..... W	73-57
Xavier..... L	87-76
NC State (1-1)	
Providence..... W	92-86
Princeton..... L	58-61
Georgia Tech (0-1)	
Oregon..... L	64-67

**2000**

Wake Forest (5-0)	
Vanderbilt..... W	83-68
New Mexico..... W	72-65
California..... W	76-59
NC State..... ot W	62-59
Notre Dame..... W	71-61
NC State (3-2)	
Tulane..... W	64-60
Arizona State..... W	60-57
Mississippi..... W	77-54
Wake Forest..... L	59-62
Penn State..... L	72-74
Virginia (0-1)	
Georgetown..... 3ot L	111-115

**2001**

Miami (0-1)	
Auburn..... L	58-60

**2002**

Virginia (0-1)	
South Carolina..... L	67-74

**2003**

North Carolina (2-1)	
DePaul..... W	83-72
Wyoming..... W	90-74
Georgetown..... L	74-79
Georgia Tech (2-1)	
Ohio State..... W	72-58
Iowa..... W	79-78
Texas Tech..... L	72-80
Virginia (1-1)	
Brown..... W	89-73
St. John's..... L	63-73

**2004**

Florida State (1-1)	
Wichita State..... (2ot) W	91-84
Iowa State..... L	59-62
Virginia (1-1)	
George Washington..... W	79-66
Villanova..... L	63-73

**2005**

Maryland (3-1)	
Oral Roberts..... W	85-72
Davidson..... W	78-63
Texas Christian..... W	85-73
South Carolina..... L	73-85
Virginia Tech (1-1)	
Temple..... W	60-50
Memphis..... L	62-83
Clemson (0-1)	
Texas A&M..... L	74-82
Miami (0-1)	
South Carolina..... L	67-69

**2006**

Miami (2-1)	
Oklahoma State..... W	62-59
Creighton..... W	53-52
Michigan..... L	65-71
Florida State (1-1)	
Butler..... W	67-63
South Carolina..... Lot	68-69
Clemson (1-1)	
Louisiana Tech..... W	69-53
Louisville..... L	68-74
Maryland (0-1)	
Manhattan..... L	84-87
Virginia (0-1)	
Stanford..... L	49-65
Wake Forest (0-1)	
Minnesota..... L	58-73

**2007**

Clemson (4-1)	
East Tennessee..... W	64-57
Mississippi..... W	89-68
Syracuse..... W	74-70
Air Force..... W	68-67
West Virginia..... L	73-78
Florida State (2-1)	
Toledo..... W	77-61
Michigan..... W	87-66
at Mississippi State..... l	71-86
NC State (2-1)	
at Drexel..... W	63-56
Marist..... W	69-62
at West Virginia..... L	66-71

**2008**

Maryland (1-0)	
at Minnesota..... W	68-58
at Syracuse..... L	72-88
Florida State (0-1)	
Akron..... Lot	60-65
Virginia Tech (2-1)	

Morgan State..... W	94-62
UAB..... W	75-49
Mississippi..... L	72-81

**2009**

Miami (1-1)	
Providence..... W	78-66
Florida..... L	60-74
Virginia Tech (1-1)	
Duquesne..... 2ot W	116-108
Baylor..... L	66-84

**2010**

North Carolina (4-1)	
William & Mary..... W	80-72
at Mississippi State..... W	76-74
at UAB..... W	60-55
#Rhode Island..... ot W	68-67
#Dayton..... L	68-79
Virginia Tech (2-1)	
Quinnipiac..... W	81-61
Connecticut..... W	65-63
Rhode Island..... L	72-79
NC State (1-1)	
at South Florida..... W	58-57
at UAB..... L	52-72

**2011**

Boston College (1-1)	
at McNeese State..... W	82-64
Northwestern..... L	67-85
Virginia Tech (1-1)	
Bethune-Cookman..... W	79-54
Wichita State..... ot L	76-79
Miami (2-1)	
Florida Atlantic..... W	85-62
Missouri State..... W	81-72
at Alabama..... L	64-79

**2012**

Miami (1-1)	
Valparaiso..... W	66-50
Minnesota..... L	60-78

**2013**

Maryland (3-1)	
Niagara..... W	86-70
Denver..... W	62-52
at Alabama..... W	58-57
#Iowa..... L	60-71
Virginia (2-1)	
Norfolk State..... W	67-56
St. John's..... W	68-50
Iowa..... L	64-75
Florida State (0-1)	
Louisiana Tech..... L	66-71

**2014**

Florida State (3-1)	
Florida Gulf Coast..... W	58-53
Georgetown..... W	101-90
Louisiana Tech..... W	78-75
Minnesota..... Lot	64-67
Clemson (3-1)	
Georgia State..... W	78-66
Illinois..... W	50-49
Belmont..... W	73-68
SMU..... L	59-65

**NIT MVP**

1971..... Bill Chamberlain, North Carolina
1972..... Tom McMillen, Maryland
1980..... Ralph Sampson, Virginia
1992..... Bryant Stith, Virginia
1995..... Shawn Smith, Virginia Tech
2000..... Robert O'Kelley, Wake Forest

**NIT Champions**

Year	Champion
1938	Temple
1939	Long Island
1940	Colorado
1941	Long Island
1942	West Virginia
1943	St. John's
1944	St. John's
1945	DePaul
1946	Kentucky
1947	Utah
1948	Saint Louis
1949	San Francisco
1950	CCNY
1951	Brigham Young
1952	La Salle
1953	Seton Hall
1954	Holy Cross
1955	Duquesne
1956	Louisville
1957	Bradley
1958	Xavier
1959	St. John's
1960	Bradley
1961	Providence
1962	Dayton
1963	Providence
1964	Bradley
1965	St. John's
1966	Brigham Young
1967	Southern Illinois
1968	Dayton
1969	Temple
1970	Marquette
1971	<b>North Carolina</b>
1972	<b>Maryland</b>
1973	<b>Virginia Tech</b>
1974	Purdue
1975	Princeton
1976	Kentucky
1977	St. Bonaventure
1978	Texas
1979	Indiana
1980	<b>Virginia</b>
1981	Tulsa
1982	Bradley
1983	Fresno State
1984	Michigan
1985	UCLA
1986	Ohio State
1987	Southern Miss
1988	Connecticut
1989	St. John's
1990	Vanderbilt
1991	Stanford
1992	<b>Virginia</b>
1993	Minnesota
1994	Villanova
1995	<b>Virginia Tech</b>
1996	Nebraska
1997	Vacated - Michigan
1998	Vacated - Minnesota
1999	California
2000	<b>Wake Forest</b>
2001	Tulsa
2002	Memphis
2003	Vacated - St. John's
2004	Michigan
2005	South Carolina
2006	South Carolina
2007	West Virginia
2008	Ohio State
2009	Penn State
2010	Dayton
2011	Wichita State
2012	Stanford
2013	Baylor
2014	Minnesota