

Model Year 2014

# Fuel Economy Guide




[www.fueleconomy.gov](http://www.fueleconomy.gov)

[fueleconomy.gov/m](http://fueleconomy.gov/m) for your mobile device



U.S. Department of Energy  
Office of Energy Efficiency and Renewable Energy  
U.S. Environmental Protection Agency  
UPDATED: January 14, 2015





## contents

- Using the *Fuel Economy Guide* / i
- Understanding the Guide Listings / 1
- Why Some Vehicles Are Not Listed / 1
- Vehicle Classes Used in This Guide / 2
- Tax Incentives and Disincentives / 2
- Why Consider Fuel Economy / 2
- Fueling Options / 2
- Fuel Economy and Annual Fuel Cost Ranges for Vehicle Classes / 3
- Fuel-Saving Technology Highlight: Start-Stop Systems / 4
- Improve Your Fuel Economy / 4
- Model Year 2014 Fuel Economy Leaders / 5
- Model Year 2014 Vehicles / 6
- Diesel Vehicles / 31
- Compressed Natural Gas Vehicles / 33
- Fuel Cell Vehicles / 33
- Electric Vehicles / 34
- Plug-in Hybrid Electric Vehicles / 36
- Hybrid Electric Vehicles / 38
- Ethanol Flexible Fuel Vehicles / 40
- Index / 45

## USING THE *FUEL ECONOMY GUIDE*

The U.S. Environmental Protection Agency (EPA) and U.S. Department of Energy (DOE) produce the *Fuel Economy Guide* to help car buyers choose the most fuel-efficient vehicle that meets their needs. The Guide is published in print and on the Web at [www.fueleconomy.gov](http://www.fueleconomy.gov). For additional print copies, mail your request to: NREL - Fuel Economy Guide, 15013 Denver West Parkway, Golden, CO 80401-3305, or enter your request electronically at <http://www.fueleconomy.gov/feg/contacts.shtml>.

### Fuel Economy Estimates

Most vehicles in this Guide (other than plug-in hybrids) have three fuel economy estimates:

- A "city" estimate that represents urban driving, in which a vehicle is started in the morning (after being parked all night) and driven in stop-and-go traffic
- A "highway" estimate that represents a mixture of rural and interstate highway driving in a warmed-up vehicle, typical of longer trips in free-flowing traffic
- A "combined" estimate that represents a combination of city driving (55%) and highway driving (45%)

Estimates for all vehicles are based on laboratory testing under standardized conditions to allow for fair comparisons.

Flexible-fuel vehicles (FFVs), which can use gasoline and E85, have estimates for both fuels. Plug-in hybrid electric vehicles (PHEVs) have estimates for (1) electric-only or blended electric and gasoline operation and (2) gasoline-only operation. PHEVs are discussed in more detail on page 32. For answers to frequently asked questions about fuel economy estimates, visit [www.fueleconomy.gov](http://www.fueleconomy.gov).

### Annual Fuel Cost Estimates

This Guide provides annual fuel cost estimates, rounded to the nearest \$50, for each vehicle. The estimates are based on the assumptions that you travel 15,000 miles per year (55% under city driving conditions and 45% under highway

conditions) and that fuel costs \$2.14/gallon for regular unleaded gasoline and \$2.55/gallon for premium. Cost-per-gallon assumptions for vehicles that use other fuel types are discussed at the beginning of those vehicle sections. The fuel costs were determined in advance to allow time for printing fuel economy labels; thus the Guide may not reflect current fuel prices.

Visit [www.fueleconomy.gov](http://www.fueleconomy.gov) to personalize fuel costs based on current fuel prices and your driving habits.

### Your Fuel Economy Will Vary

Even though EPA recently improved its methods for estimating fuel economy, your vehicle's fuel economy will almost certainly vary from EPA's estimate. Fuel economy is not a fixed number; it varies significantly based on where you drive, how you drive, and other factors. Thus, it is impossible for one set of estimates to predict fuel economy precisely for all drivers in all environments. For example, the following factors can lower your vehicle's fuel economy:

- Aggressive driving (hard acceleration and braking)
- Excessive idling, accelerating, and braking in stop-and-go traffic
- Cold weather (engines are more efficient when warmed up)
- Driving with a heavy load or with the air conditioner running
- Improperly tuned engine or under-inflated tires
- Use of remote starters

In addition, small variations in vehicle manufacturing can cause fuel economy variations in the same make and model, and some vehicles don't attain maximum fuel economy until they are "broken in" (around 3,000–5,000 miles).

So, please remember that the EPA ratings are a useful tool for comparing vehicles when car buying, but they may not accurately predict the fuel economy you will get. This is also true for annual fuel cost estimates. For more information on fuel economy ratings and factors that affect fuel economy, visit [www.fueleconomy.gov](http://www.fueleconomy.gov).

## UNDERSTANDING THE GUIDE LISTINGS

We hope you'll find the *Fuel Economy Guide* easy to use! Fuel economy and annual fuel cost data are organized by vehicle class (see page 2 for a list of classes). Within each class, vehicles are listed alphabetically by manufacturer and model.

Vehicle models with different features, such as engine size or transmission type, are listed as different vehicles. Engine and transmission attributes are shown in the first column under the model name.

Additional attributes needed to distinguish among vehicles (e.g., fuel type or suggested fuel grade) are listed in the "Notes" column. A legend for abbreviations is provided on page 6.

A "P" in the "Notes" column indicates that the manufacturer *recommends* that the

vehicle be fueled with premium-grade gasoline, and a "PR" indicates that the manufacturer *requires* premium. The higher price of premium fuel is reflected in the annual fuel cost for these vehicles.

The most fuel-efficient vehicles in each class and alternative fuel vehicles are indicated with special markings (see diagram below). Vehicles that can use more than one kind of fuel have an entry for each fuel type.

Interior passenger and cargo volumes are located in the index at the back of the Guide.

weight rating (GVWR) of more than 10,000 pounds—GVWR is the vehicle weight plus carrying capacity

- Other vehicles with a GVWR of 8,500 pounds or more or a curb weight over 6,000 pounds

Therefore, manufacturers do not have to estimate their fuel economy, and fuel economy labels are not posted on their windows..

Also, fuel economy information on some vehicles is not available in time to be printed in the Guide. However, you can find more up-to-date information at [www.fueleconomy.gov](http://www.fueleconomy.gov).

## WHY SOME VEHICLES ARE NOT LISTED

Light-duty fuel economy regulations do not apply to

- Sport utility vehicles (SUVs) and passenger vans with a gross vehicle

**Sample Vehicle Listing**  
(Not Actual Data)

Manufacturer	Model	Manufacturer Model Configuration (trans, eng size, cyl)	MPG		Annual Fuel Cost	GHG Rating	Notes
			Comb	City/Hwy			
<b>CHEVROLET</b>	<b>Spark EV</b>	A-1	119	128/109	\$550	10	EV
<b>MINI</b>	<b>John Cooper Works Roadster</b>	A-6, 1.6L, 4cyl	30	26/35	\$1,900	8	P T
		M-6, 1.6L, 4cyl	30	26/35	\$1,900	8	P T
<b>MIDSIZE CARS</b>							
<b>CHRYSLER</b>	<b>200</b>	A-4, 2.4L, 4cyl	24	21/30	\$2,200	6	
		A-6, 2.4L, 4cyl	24	20/31	\$2,200	6	
	<b>200 FFV</b>	A-6, 3.6L, 6cyl	22	19/29	\$2,400	5	Gas
			16	14/21	\$2,900	6	E85

**Annotations:**

- Manufacturer:** Points to the manufacturer name (e.g., CHEVROLET).
- Model:** Points to the model name (e.g., Spark EV).
- Vehicle class:** Points to the class name (e.g., MIDSIZE CARS).
- Transmission information:** Points to the transmission type (e.g., A=automatic, M=manual).
- Alternative fuel vehicles:** Points to the fuel type in the Notes column (e.g., EV, Gas, E85).
- Engine size (in liters) followed by number of cylinders:** Points to the engine configuration (e.g., 3.6L, 6cyl).
- EPA city & highway MPG estimates:** Points to the MPG values (e.g., 128/109).
- Estimated annual fuel cost:** Points to the Annual Fuel Cost value (e.g., \$550).
- GHG Rating:** Points to the GHG Rating value (e.g., 10).
- Notes:** Points to the Notes column (e.g., EV, P T).
- EPA combined city/highway MPG estimate based on 55% city and 45% highway driving:** Points to the combined MPG value (e.g., 119).
- Compares the tailpipe greenhouse gas emissions to those of other vehicles of the same model year on a scale of 1 (worst) to 10 (best):** Points to the GHG Rating value.
- Additional information to help further identify the vehicle (e.g., engine and fuel system info) along with other useful information about taxes, required fuel grade, etc. EXAMPLE: P=premium gasoline recommended, T=turbocharger:** Points to the Notes column.
- Estimated annual fuel cost, assuming 15,000 miles of travel a year (55% city and 45% highway) and an average fuel price:** Points to the Annual Fuel Cost value.
- FFVs can run on gasoline or E85 (a mixture of 85% ethanol and 15% gasoline):** Points to the fuel types in the Notes column.

## VEHICLE CLASSES USED IN THIS GUIDE

CARS		TRUCKS	
CLASS	Passenger and Cargo Volume (cu. ft.)	CLASS	Gross Vehicle Weight Rating* (pounds)
<b>TWO-SEATERS</b>		<b>PICKUP TRUCKS</b>	
<b>SEDANS</b>		Small	Under 6,000
Minicompact	Under 85	Standard	6,000 to 8,500
Subcompact	85 to 99	<b>VANS</b>	
Compact	100 to 109	Passenger	Under 10,000
Midsize	110 to 119	Cargo	Under 8,500
Large	120 or more	<b>MINIVANS</b>	
<b>STATION WAGONS</b>		<b>SPORT UTILITY VEHICLES</b>	
Small	Under 130	Small	Under 6,000
Midsize	130 to 159	Standard	6,000 to 9,999
Large	160 or more	<b>SPECIAL PURPOSE VEHICLES</b>	
			Under 8,500

\*Gross Vehicle Weight Rating = vehicle weight plus carrying capacity.

## TAX INCENTIVES AND DISINCENTIVES

### Federal Tax Credits

You may be eligible for a federal income tax credit of up to \$7,500 if you purchase a qualifying electric or plug-in hybrid vehicle in 2013–14.

Visit [www.fueleconomy.gov](http://www.fueleconomy.gov) for more information on qualifying models, credit amounts, and phase-out dates.

### Gas Guzzler Tax

The Energy Tax Act of 1978 requires auto companies to pay a "gas guzzler" tax on the sale of cars with exceptionally low fuel economy. Such vehicles are identified in the Guide by the word "Tax" in the "Notes" column. In the dealer showroom, the words "Gas Guzzler" and the tax amount are listed on the vehicle's fuel economy label. The tax does not apply to light trucks.

## WHY CONSIDER FUEL ECONOMY?

### Save Money

You could save as much as \$1,700 in fuel costs each year by choosing the most fuel-efficient vehicle in a particular class. This can add up to thousands of dollars over a vehicle's lifetime. Fuel-efficient models come in all shapes and sizes, so you need not sacrifice utility or size.

Each vehicle listing in the *Fuel Economy Guide* provides an estimated annual fuel cost (see page i). The Find and Compare Cars tool at [www.fueleconomy.gov](http://www.fueleconomy.gov) features an annual fuel cost calculator that

allows you to insert your local gasoline prices and typical driving conditions (percentage of city and highway driving) to obtain the most accurate fuel cost information for your vehicle.

### Reduce Oil Dependence Costs

Buying a more fuel-efficient vehicle can help reduce our dependence on petroleum. Nearly 40% of the oil used to produce the gasoline you put in your tank is imported. The United States uses about 19 million barrels of oil per day, two-thirds of which is used for transportation. Oil dependence cost the U.S. economy around \$500 billion in 2012 alone.

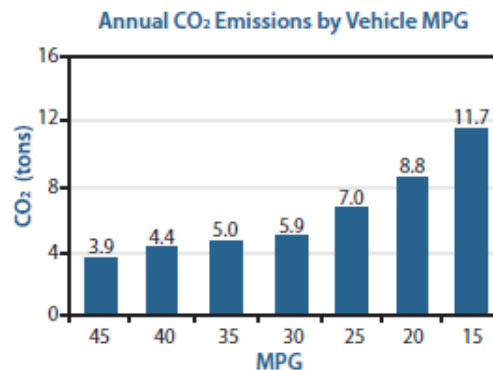
### Reduce Climate Change

Climate change is widely viewed as the most significant long-term threat to the global environment, and human-made emissions of greenhouse gases (GHGs) are very likely the cause of most of the observed global warming over the last 50 years.

Burning fossil fuels such as gasoline and diesel releases carbon dioxide (CO<sub>2</sub>) and other GHGs into the atmosphere, contributing to global climate change. CO<sub>2</sub> is the most important human-made GHG, and highway vehicles account for almost a quarter (1.7 billion tons) of U.S. CO<sub>2</sub> emissions each year.

Every gallon of gasoline your vehicle burns puts about 20 pounds of CO<sub>2</sub> into the atmosphere; the average vehicle emits around 5 to 8 tons of CO<sub>2</sub> each year. Unlike other forms of vehicle pollution, CO<sub>2</sub> emissions cannot be reduced by pollution control technologies. They can only be reduced by burning less fuel or by burning fuel that contains less carbon.

One of the most important things you can do to reduce your contribution to climate change is to buy a vehicle with better fuel economy. Switching from a vehicle that gets 20 miles per gallon (MPG) to one that gets 25 MPG can reduce CO<sub>2</sub> emissions by 10 tons over a vehicle's lifetime, more than a year's worth of use.



You can also reduce your contribution to climate change by

- Getting the best fuel economy out of your car
- Using a low-carbon fuel, such as compressed natural gas (CNG) or electricity from a renewable resource such as wind or hydropower
- Walking, biking, or taking public transit more often

## FUELING OPTIONS

### Ethanol Blends – E85 & E10

Ethanol is a domestically produced, renewable fuel made primarily from starch-based crops such as corn. It may also be made from "cellulosic biomass," such as crop residues and wood, but this is not yet done on a large scale. The use of ethanol as a vehicle fuel can reduce GHG emissions and U.S. dependence on

petroleum.

E10 is a blend of 10% ethanol and 90% gasoline and is legal for use in any gasoline-powered vehicle. More than 95% of U.S. gasoline contains up to 10% ethanol to boost octane, meet air quality requirements, or satisfy the federal Renewable Fuel Standard.

E85 is a high-level ethanol-gasoline blend containing 51% to 83% ethanol, depending on the season and geographic location. Drivers can use E85 in flexible fuel vehicles (FFVs), which are specially designed to run on gasoline, E85, or any mixture of the two. FFVs are offered by several vehicle manufacturers. To determine whether your vehicle is an FFV, check the inside of your car's fuel filler door for an identification sticker or consult your owner's manual. More than 2,300 filling stations in the United States currently sell E85. Visit [afdc.energy.gov/locator/stations/](http://afdc.energy.gov/locator/stations/) to find stations near you.

There is no noticeable difference in vehicle performance when low-level

ethanol blends are used. However, FFVs operating on E85 usually experience a 25–30% drop in fuel economy due to ethanol's lower energy content relative to gasoline.

### Biodiesel

Biodiesel is a domestically produced renewable fuel manufactured from vegetable oils or animal fats for use in diesel vehicles. Using biodiesel in place of petroleum diesel reduces greenhouse gas emissions and contributes to national energy security.

Biodiesel can be blended with petroleum diesel at any percentage. The most common biodiesel blend is B20, which contains 20% biodiesel and 80% petroleum diesel. B5 (5% biodiesel and 95% petroleum diesel) is another common blend. All vehicle manufacturers have approved biodiesel blends up to and including B5 for use in all diesel engines. However, using higher-level biodiesel blends may affect vehicle warranties.

Check your owner's manual or with your vehicle manufacturer to determine the right blend for your vehicle.

**Purchase commercial-grade biodiesel from a reputable dealer. Never refuel with recycled grease or vegetable oil that has not been converted to biodiesel. It will damage your engine.**

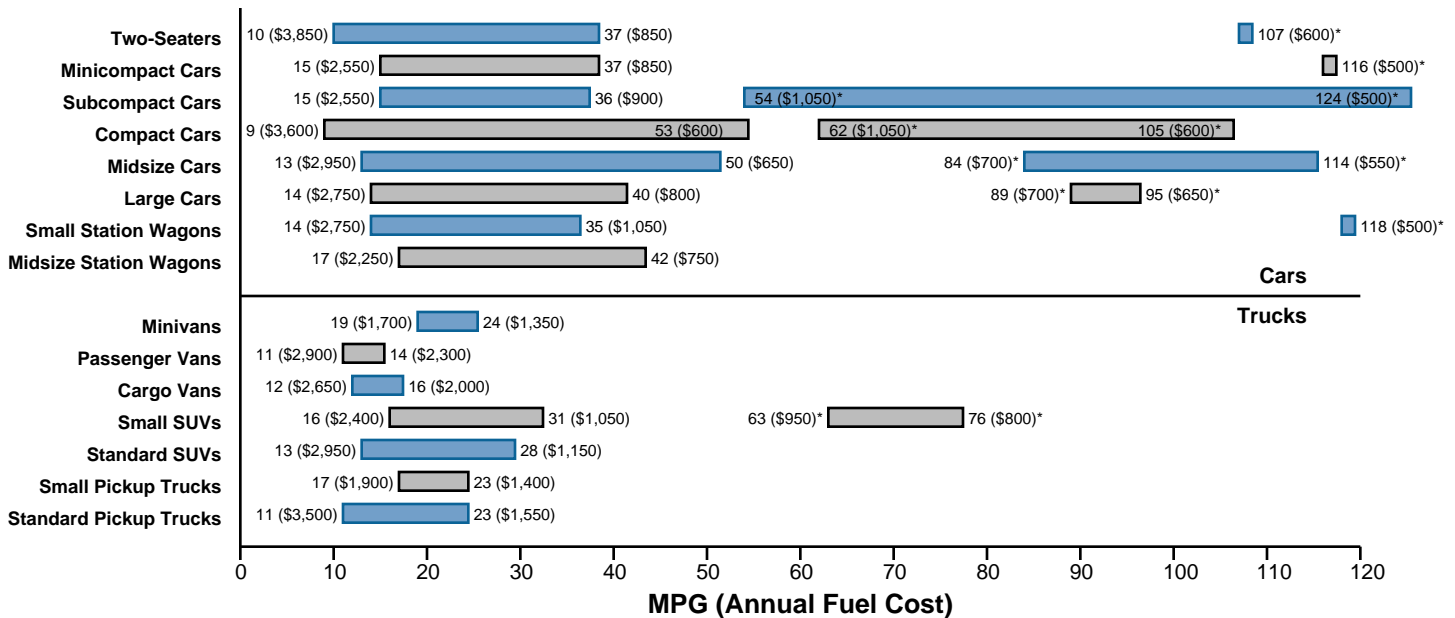
More than 300 stations currently dispense B20. Visit [afdc.energy.gov/afdc/locator/stations](http://afdc.energy.gov/afdc/locator/stations) to find service stations selling biodiesel near you.

### Premium- vs. Regular-Grade Gasoline

Regular unleaded is the recommended gasoline for most cars. Using a higher-octane gasoline than recommended by the owner's manual does not improve performance or fuel efficiency; it only costs more money. Check your owner's manual to determine the lowest grade of fuel you can use.

## FUEL ECONOMY AND ANNUAL FUEL COST RANGES FOR VEHICLE CLASSES

The graph below provides the fuel economy and annual fuel cost ranges for the vehicles in each class so you can see where a given vehicle's fuel economy and cost fall within its class. Combined city and highway MPG estimates are used; these assume you will drive 55% in the city and 45% on the highway. Annual fuel costs assume you travel 15,000 miles each year and fuel costs \$2.14/gallon for regular unleaded gasoline and \$2.55/gallon for premium, \$3.05 for diesel, and \$.12/kWh for electricity. Visit [www.fueleconomy.gov](http://www.fueleconomy.gov) to calculate annual fuel cost for a specific vehicle based on your own driving conditions and fuel prices.



Fuel economy estimates on this chart do not include vehicles operating on compressed natural gas (CNG), hydrogen, or E85.

\* Represents electric vehicles and plug-in hybrids. Fuel economy values for these vehicles are in miles per gallon gasoline equivalent (MPGe).

## FUEL-SAVING TECHNOLOGY HIGHLIGHT: START-STOP SYSTEMS

An energy-saving feature is now available that can help you save fuel in stop-and-go traffic, at red lights, and in other situations where your car would normally waste fuel idling. Start-stop systems—also called idle-stop, smart start, or other manufacturer-specific names—turn off the engine when a vehicle comes to a stop and automatically start it back up when the brake is released or when the accelerator or clutch is pressed. It usually takes half a second or less to restart.

Until recently, these systems were mostly found on hybrid vehicles, but as of the 2014 model year, they are available on about one hundred conventional vehicle models.

By turning off the engine when it's not needed, start-stop systems can improve

fuel economy by around 4 to 5 percent on average—less in highway driving or when the air conditioning is in heavy use. Unlike a hybrid system, which can add thousands of dollars to a vehicle's cost, a start-stop system typically adds only a few hundred dollars.

Starting and stopping the engine more often won't increase wear on the engine, and these systems are equipped with special starters, batteries, and alternators built to handle the increased performance requirements.

Since heating, air conditioning, and other cabin accessories are usually powered by the engine, these systems are designed to maintain and/or manage power for those accessories when the engine is stopped. For example, some vehicles restart the

engine when the cabin temperature changes or when the battery charge is low.

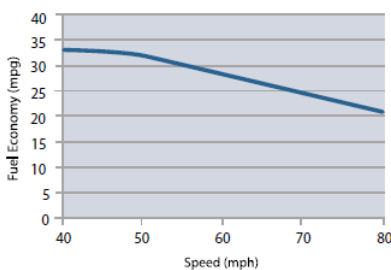
A start-stop system doesn't require you to drive differently, but it may take some time for you to get used to the way the vehicle operates or feels. Most systems are robust and easy to use.

While the concept is straightforward, there are differences in the way start-stop systems on different vehicles operate, perform, and manage power for accessories. If you spend significant drive time idling, a vehicle equipped with a start-stop system might just be right for you!

## IMPROVE YOUR FUEL ECONOMY

### Drive More Efficiently

- Aggressive driving (speeding and rapid acceleration/braking) can lower your gas mileage by as much as 33% at highway speeds and 5% around town.
- Observe the speed limit. Each 5 MPH you drive over 60 MPH can reduce your fuel economy by 7%.



- Avoid idling. Idling gets 0 miles per gallon and costs as much as \$0.04 per minute.
- Using cruise control on the highway helps you maintain a constant speed and, in most cases, will save gas.

### Keep Your Car in Shape

- Fixing a car that is noticeably out of tune can improve gas mileage your gas mileage by about 4%.
- Keeping tires inflated to the recommended pressure and using the recommended grade of motor oil can improve fuel economy by up to 5%.

The manufacturer's recommended tire pressure can be found on the tire information placard and/or vehicle certification label located on the vehicle door edge, doorpost, glove-box door, or inside the trunk lid.

- Keep your tires aligned and balanced.
- Replacing a clogged air filter can improve gas mileage on older cars with carbureted engines.

### Plan and Combine Trips

- A warmed-up engine is more fuel-efficient than a cold one. Many short trips taken from a cold start can use twice as much fuel as one multipurpose trip covering the same distance.

**Note:** Letting your car idle to warm up doesn't help your fuel economy, it actually uses more fuel and creates more pollution.

### Other Solutions

- Avoid carrying unneeded items. An extra 100 pounds can decrease fuel economy by 1%-2%.
- A roof rack or carrier provides additional cargo space and may allow you to meet your needs with a smaller car. However, a loaded roof rack can decrease your fuel economy by 5%.

Reduce aerodynamic drag and improve your fuel economy by placing items inside the trunk whenever possible.

For more mileage tips and information about gasoline pricing, visit [www.fueleconomy.gov](http://www.fueleconomy.gov).

## MODEL YEAR 2014 FUEL ECONOMY LEADERS

Listed below are vehicles with the highest fuel economy in the most popular classes. For each vehicle class, we list the most fuel-efficient plug-in hybrid or electric (EV) and the most fuel-efficient conventional vehicle. Rankings are based on combined city and highway fuel economy estimates which assume 55% city driving and 45% highway driving. Please note that many vehicle models come in a range of engine sizes and trim lines, resulting in different fuel economy values. If there is only one vehicle in the class, we do not list a fuel economy leader.

	Trans Type/ Speeds	Eng Size / Cylinders	MPG Combined		Trans Type/ Speeds	Eng Size / Cylinders	MPG Combined
<b>TWO-SEATER CARS</b>				<b>SMALL PICKUP TRUCKS</b>			
<b>SMART</b> fortwo electric drive convertible	A-1		107*	<b>TOYOTA</b> Tacoma 2WD	M-5	2.7/4	23
fortwo electric drive coupe	A-1		107*	<b>STANDARD PICKUP TRUCKS</b>			
<b>HONDA</b> CR-Z	AV-S7	1.5/4	37	<b>RAM</b> 1500 2WD (diesel)	A-8	3.0/6	23
<b>MINICOMPACT CARS</b>				<b>VANS, CARGO</b>			
<b>FIAT</b> 500e	A-1		116*	<b>CHEVROLET</b> Express 1500 2WD Cargo	A-4	4.3/6	16
<b>SCION</b> iQ	AV	1.3/4	37	<b>GMC</b> Savana 1500 2WD (cargo)	A-4	4.3/6	16
<b>SUBCOMPACT CARS</b>				<b>VANS, PASSENGER</b>			
<b>BMW</b> i3 BEV	A-1		124*	<b>CHEVROLET</b> Express 1500 2WD Passenger	A-4	5.3/8	14‡
<b>FORD</b> Fiesta SFE FWD	M-5	1.0/3	36	Express 1500 AWD Passenger	A-4	5.3/8	14‡
<b>COMPACT CARS</b>				<b>FORD</b> E150 Wagon FFV	A-4	4.6/8	14‡
<b>FORD</b> Focus Electric	A-1		105*	<b>GMC</b> Savana 1500 2WD (Passenger)	A-4	5.3/8	14‡
<b>TOYOTA</b> Prius c	AV	1.5/4	50	Savana 1500 AWD (Passenger)	A-4	5.3/8	14‡
<b>MIDSIZE CARS</b>				<b>SPECIAL PURPOSE VEHICLES</b>			
<b>NISSAN</b> Leaf	A-1		114*	<b>FORD</b> Transit Connect Van 2WD	A-S6	1.6/4	25
<b>TOYOTA</b> Prius	AV	1.8/4	50	Transit Connect Wagon FWD	A-S6	1.6/4	25
<b>LARGE CARS</b>				<b>MINIVANS</b>			
<b>TESLA</b> Model S (60 kW-hr battery pack)	A-1		95*	<b>MAZDA</b> 5	A-S5	2.5/4	24
<b>FORD</b> C-MAX Hybrid FWD	AV	2.0/4	40	5	M-6	2.5/4	24
<b>SMALL STATION WAGONS</b>				<b>SMALL SPORT UTILITY VEHICLES</b>			
<b>HONDA</b> Fit EV	A-1		118*	<b>TOYOTA</b> RAV4 EV	AV		76*
<b>BMW</b> 328d xDrive Sports Wagon (diesel)	A-S8	2.0/4	35	<b>SUBARU</b> XV Crosstrek Hybrid AWD	AV	2.0/4	31
<b>MIDSIZE STATION WAGONS</b>				<b>STANDARD SPORT UTILITY VEHICLES</b>			
<b>TOYOTA</b> Prius v	AV	1.8/4	42	<b>TOYOTA</b> Highlander Hybrid 4WD	AV-S6	3.5/6	28
				Highlander Hybrid 4WD LE Plus	AV-S6	3.5/6	28

\* This is an electric vehicle. Since electricity is not measured in gallons, a conversion factor is used to translate the fuel economy into miles per gallon of gasoline equivalent (MPGe).

† This vehicle is a plug-in hybrid, which runs on both gasoline and electricity. Since electricity is not measured in gallons, a conversion factor is used to translate the fuel economy when running on electricity into miles per gallon of gasoline equivalent (MPGe). The Combined MPGe estimate includes both city and highway driving and gasoline and electric energy use.

‡ When operated on gasoline

## 2014 MODEL YEAR VEHICLES

This section contains the fuel economy values for 2014 model year vehicles. Additional information for alternative fuel vehicles can be found on pages 33–35 and 40–44. Alternative fuel vehicles are highlighted with a light blue background, and those that can use two kinds of fuel, such as flexible fuel vehicles, have an entry for each fuel type. The most fuel-efficient vehicles per class are listed in blue boldface type and marked with a red pointer (▶).

Manufacturer Model Configuration (trans, eng size, cyl)	MPG		Annual Fuel Cost	GHG Rating	Notes
	Comb	City/Hwy			
<b>TWO SEATER CARS</b>					
<b>ASTON MARTIN</b>					
<b>V8 Vantage</b>					
AM-7, 4.7L, 8cyl	16	14/21	\$2,400	3	P Tax
M-6, 4.7L, 8cyl	15	13/19	\$2,550	2	P Tax
<b>V8 Vantage S</b>					
AM-7, 4.7L, 8cyl	16	14/21	\$2,400	3	P Tax
M-6, 4.7L, 8cyl	15	13/19	\$2,550	2	P Tax
<b>AUDI</b>					
<b>R8</b>					
AM-S7, 4.2L, 8cyl	17	14/23	\$2,250	3	P Tax
M-6, 4.2L, 8cyl	14	11/20	\$2,750	2	P Tax
AM-S7, 5.2L, 10cyl	16	13/22	\$2,400	3	P Tax
M-6, 5.2L, 10cyl	14	12/19	\$2,750	2	P Tax
<b>R8 Spyder</b>					
AM-S7, 4.2L, 8cyl	17	14/23	\$2,250	3	P Tax
M-6, 4.2L, 8cyl	14	11/20	\$2,750	2	P Tax
AM-S7, 5.2L, 10cyl	16	13/22	\$2,400	3	P Tax
M-6, 5.2L, 10cyl	14	12/19	\$2,750	2	P Tax
<b>TT Roadster quattro</b>					
AM-S6, 2.0L, 4cyl	26	22/31	\$1,450	7	P T
<b>BMW</b>					
<b>Z4 sDrive28i</b>					
A-S8, 2.0L, 4cyl	26	22/33	\$1,450	7	P T
M-6, 2.0L, 4cyl	26	22/34	\$1,450	7	P T SS
<b>Z4 sDrive35i</b>					
AM-S7, 3.0L, 6cyl	20	17/24	\$1,900	5	P T
M-6, 3.0L, 6cyl	21	19/26	\$1,800	5	P T
<b>Z4 sDrive35is</b>					
AM-S7, 3.0L, 6cyl	20	17/24	\$1,900	5	P T
<b>BUGATTI</b>					
<b>Veyron</b>					
AM-S7, 8.0L, 16cyl	10	8/15	\$3,850	1	P T Tax
<b>CHEVROLET</b>					
<b>Corvette</b>					
A-S6, 6.2L, 8cyl	20	16/28	\$1,900	5	P
M-7, 6.2L, 8cyl	21	17/29	\$1,800	5	P
<b>FERRARI</b>					
<b>458 Italia</b>					
AM-7, 4.5L, 8cyl	15	13/17	\$2,550	2	P Tax SS
AM-7, 4.5L, 8cyl	14	13/17	\$2,750	2	P Tax
<b>458 Speciale</b>					
AM-7, 4.5L, 8cyl	15	13/17	\$2,550	2	P Tax SS
AM-7, 4.5L, 8cyl	14	13/17	\$2,750	2	P Tax
<b>458 Spider</b>					
AM-7, 4.5L, 8cyl	15	13/17	\$2,550	2	P Tax SS
AM-7, 4.5L, 8cyl	14	13/17	\$2,750	2	P Tax
<b>F12</b>					
AM-7, 6.3L, 12cyl	13	12/16	\$2,950	1	P Tax SS
AM-7, 6.3L, 12cyl	13	11/16	\$2,950	1	P Tax
<b>LaFerrari Hybrid</b>					
AM-7, 6.3L, 12cyl	14	12/16	\$2,750	2	P Tax HEV SS
<b>HONDA</b>					
<b>CR-Z</b>					
▶ AV-S7, 1.5L, 4cyl	37	36/39	\$850	9	HEV SS
M-6, 1.5L, 4cyl	34	31/38	\$950	8	HEV SS
<b>JAGUAR</b>					
<b>F-Type Convertible</b>					
A-S8, 3.0L, 6cyl	23	20/28	\$1,650	6	P S SS
<b>F-Type S Convertible</b>					
A-S8, 3.0L, 6cyl	22	19/27	\$1,750	5	P S SS
<b>F-Type V8 S Convertible</b>					
A-S8, 5.0L, 8cyl	18	16/23	\$2,150	4	P S SS
<b>LAMBORGHINI</b>					
<b>Aventador Coupe</b>					
AM-S7, 6.5L, 12cyl	13	11/18	\$2,950	1	P Tax SS

ABBREVIATIONS:		
▶	..... Highest MPG in Class	E85..... 85% Ethanol/15% Gasoline
2WD.....	Two-Wheel Drive	Eng Size..... Engine Volume in Liters
4WD.....	Four-Wheel Drive	EV..... ELeCtric Vehicle
A.....	Automatic Transmission	FFV..... Flexible Fuel Vehicle
A-S.....	Automatic Transmission-Select Shift	FWD..... Front-Wheel Drive
AM.....	Automated Manual	Gas..... Regular Gasoline
AM-S.....	Automated Manual-Selectable	GHG..... Greenhouse Gas
AV.....	Continuously Variable Transmission	HEV..... Hybrid-Electric Vehicle
AV-S.....	Continuously Variable Transmission with Select Shift	Hwy..... MPG on Highway Test Procedure
AWD.....	All-Wheel Drive	i-ELOOP..... Mazda Optional Technology Package
City.....	MPG on City Test Procedure	Li-Ion..... Lithium Ion
Cyl.....	Cylinders	LWB..... Long Wheel Base
Comb.....	Combined	M..... Manual Transmission
D.....	Ultra-Low Sulfur Diesel	Mid..... Midgrade Gasoline
		Mode..... Multimode Transmission
		MPG..... Miles per Gallon
		NA..... Not Available
		Ni-MH..... Nickel-Metal Hydride
		ORP..... Off-Road Package
		P..... Premium Gasoline Recommended
		PHEV..... Plug-in Hybrid Electric Vehicle
		PR..... Premium Gasoline Required
		PT4WD..... Part-time 4WD
		PZEV..... Partial Zero-Emission Vehicles
		S..... Supercharger
		SIDI..... Spark Ignition Direct Injection
		SS..... Stop-Start Technology
		T..... Turbocharger
		Tax..... Subject to Gas Guzzler Tax
		Trans..... Transmission



Manufacturer Model Configuration (trans, eng size, cyl)	MPG		Annual Fuel Cost	GHG Rating	Notes
	Comb	City/Hwy			

### Aventador Roadster

AM-S7, 6.5L, 12cyl	12	10/16	\$3,200	1	P Tax SS
--------------------	----	-------	---------	---	----------

### Aventador Veneno Coupe

AM-S7, 6.5L, 12cyl	13	11/17	\$2,950	1	P Tax
--------------------	----	-------	---------	---	-------

### Gallardo Coupe

AM-S6, 5.2L, 10cyl	16	13/20	\$2,400	3	P Tax
M-6, 5.2L, 10cyl	15	12/20	\$2,550	2	P Tax

### Gallardo Spyder

AM-S6, 5.2L, 10cyl	16	13/20	\$2,400	3	P Tax
M-6, 5.2L, 10cyl	14	12/20	\$2,750	2	P Tax

### MAZDA

#### MX-5

A-S6, 2.0L, 4cyl	23	21/28	\$1,650	6	P
M-5, 2.0L, 4cyl	25	22/28	\$1,550	6	P
M-6, 2.0L, 4cyl	24	21/28	\$1,600	6	P

### MCLAREN AUTOMOTIVE

#### MP4-12C Coupe

A-7, 3.8L, 8cyl	18	15/22	\$2,150	4	P T
-----------------	----	-------	---------	---	-----

#### MP4-12C Spider

A-7, 3.8L, 8cyl	18	15/22	\$2,150	4	P T
-----------------	----	-------	---------	---	-----

#### P1

A-7, 3.8L, 8cyl	See page 36				T PHEV SS
-----------------	-------------	--	--	--	-----------

### MERCEDES-BENZ

#### SL550

A-7, 4.7L, 8cyl	20	18/25	\$1,900	5	P T SS
-----------------	----	-------	---------	---	--------

#### SL63 AMG

A-7, 5.5L, 8cyl	19	16/25	\$2,000	4	P T SS
-----------------	----	-------	---------	---	--------

#### SL65 AMG

A-7, 6.0L, 12cyl	17	14/21	\$2,250	3	P T Tax SS
------------------	----	-------	---------	---	------------

#### SLK250

A-7, 1.8L, 4cyl	26	23/33	\$1,450	7	P T
M-6, 1.8L, 4cyl	26	22/32	\$1,450	7	P T

#### SLK350

A-7, 3.5L, 6cyl	24	21/29	\$1,600	6	P SS
-----------------	----	-------	---------	---	------

#### SLK55 AMG

A-7, 5.5L, 8cyl	22	19/28	\$1,750	5	P SS
-----------------	----	-------	---------	---	------

### SLS AMG Black Series Coupe

AM-7, 6.2L, 8cyl	14	13/17	\$2,750	2	P Tax
------------------	----	-------	---------	---	-------

### SLS AMG Coupe

AM-7, 6.2L, 8cyl	15	13/19	\$2,550	2	P Tax
------------------	----	-------	---------	---	-------

### SLS AMG GT Coupe

AM-7, 6.2L, 8cyl	15	13/19	\$2,550	2	P Tax
------------------	----	-------	---------	---	-------

### SLS AMG GT Roadster

AM-7, 6.2L, 8cyl	15	13/19	\$2,550	2	P Tax
------------------	----	-------	---------	---	-------

### SLS AMG Roadster

AM-7, 6.2L, 8cyl	15	13/19	\$2,550	2	P Tax
------------------	----	-------	---------	---	-------

### MINI

#### Cooper Clubvan

A-S6, 1.6L, 4cyl	30	27/35	\$1,250	8	P
M-6, 1.6L, 4cyl	31	28/35	\$1,250	8	P

#### Cooper Coupe

A-S6, 1.6L, 4cyl	31	28/36	\$1,250	8	P
M-6, 1.6L, 4cyl	32	29/37	\$1,200	8	P

Manufacturer Model Configuration (trans, eng size, cyl)	MPG		Annual Fuel Cost	GHG Rating	Notes
	Comb	City/Hwy			

### Cooper Roadster

A-S6, 1.6L, 4cyl	30	27/35	\$1,250	8	P
M-6, 1.6L, 4cyl	31	28/35	\$1,250	8	P

### Cooper S Coupe

A-S6, 1.6L, 4cyl	30	26/35	\$1,250	8	P T
M-6, 1.6L, 4cyl	30	26/35	\$1,250	8	P T

### Cooper S Roadster

A-S6, 1.6L, 4cyl	30	26/35	\$1,250	8	P T
M-6, 1.6L, 4cyl	30	26/35	\$1,250	8	P T

### John Cooper Works Coupe

A-S6, 1.6L, 4cyl	30	26/35	\$1,250	8	P T
M-6, 1.6L, 4cyl	30	26/35	\$1,250	8	P T

### John Cooper Works Roadster

A-S6, 1.6L, 4cyl	30	26/35	\$1,250	8	P T
M-6, 1.6L, 4cyl	30	26/35	\$1,250	8	P T

### NISSAN

#### 370Z

A-S7, 3.7L, 6cyl	22	19/26	\$1,750	5	P
M-6, 3.7L, 6cyl	21	18/26	\$1,800	5	P

#### 370Z Roadster

A-S7, 3.7L, 6cyl	21	18/25	\$1,800	5	P
M-6, 3.7L, 6cyl	20	17/25	\$1,900	5	P

### PORSCHE

#### 911 GT3

AM-S7, 3.8L, 6cyl	17	15/20	\$2,250	3	P Tax
-------------------	----	-------	---------	---	-------

#### Boxster

AM-S7, 2.7L, 6cyl	26	22/32	\$1,450	7	P
M-6, 2.7L, 6cyl	24	20/30	\$1,600	6	P

#### Boxster S

AM-S7, 3.4L, 6cyl	24	21/30	\$1,600	6	P
M-6, 3.4L, 6cyl	23	20/28	\$1,650	6	P

#### Cayman

AM-S7, 2.7L, 6cyl	26	22/32	\$1,450	7	P
M-6, 2.7L, 6cyl	24	20/30	\$1,600	6	P

#### Cayman S

AM-S7, 3.4L, 6cyl	24	21/30	\$1,600	6	P
M-6, 3.4L, 6cyl	23	20/28	\$1,650	6	P

### SMART

#### fortwo cabriolet

AM5, 1.0L, 3cyl	36	34/38	\$1,050	9	P
-----------------	----	-------	---------	---	---

#### fortwo coupe

AM5, 1.0L, 3cyl	36	34/38	\$1,050	9	P
-----------------	----	-------	---------	---	---

#### fortwo electric drive convertible

A-1	107	122/93	\$600	10	EV
-----	-----	--------	-------	----	----

#### fortwo electric drive coupe

A-1	107	122/93	\$600	10	EV
-----	-----	--------	-------	----	----

### SRT

#### Viper

M-6, 8.4L, 10cyl	15	12/19	\$2,550	2	P Tax
------------------	----	-------	---------	---	-------

## MINICOMPACT CARS

### ASTON MARTIN

#### DB9

A-S6, 5.9L, 12cyl	15	13/19	\$2,550	2	P Tax
-------------------	----	-------	---------	---	-------

Manufacturer Model Configuration (trans, eng size, cyl)	MPG		Annual Fuel Cost	GHG Rating	Notes	Manufacturer Model Configuration (trans, eng size, cyl)	MPG		Annual Fuel Cost	GHG Rating	Notes
	Comb	City/Hwy					Comb	City/Hwy			
<b>Vanquish</b>						<b>911 Carrera Cabriolet</b>					
A-S6, 5.9L, 12cyl	15	13/19	\$2,550	2	P Tax	AM-S7, 3.4L, 6cyl	23	20/28	\$1,650	6	P
<b>FERRARI</b>						M-7, 3.4L, 6cyl	22	19/27	\$1,750	5	P
<b>California</b>						<b>911 Carrera S</b>					
AM-7, 4.3L, 8cyl	16	14/19	\$2,400	3	P Tax SS	AM-S7, 3.8L, 6cyl	22	19/27	\$1,750	5	P
AM-7, 4.3L, 8cyl	15	13/19	\$2,550	2	P Tax	M-7, 3.8L, 6cyl	22	19/27	\$1,750	5	P
<b>FIAT</b>						<b>911 Carrera S Cabriolet</b>					
<b>500</b>						AM-S7, 3.8L, 6cyl	22	19/27	\$1,750	5	P
A-6, 1.4L, 4cyl	30	27/34	\$1,250	8	P	M-7, 3.8L, 6cyl	22	19/27	\$1,750	5	P
M-5, 1.4L, 4cyl	34	31/40	\$1,150	8	P	<b>911 Targa 4</b>					
M-5, 1.4L, 4cyl	30	28/34	\$1,250	8	P T	AM-S7, 3.4L, 6cyl	22	19/26	\$1,750	5	P
<b>500 Abarth</b>						M-7, 3.4L, 6cyl	21	18/26	\$1,800	5	P
M-5, 1.4L, 4cyl	30	28/34	\$1,250	8	P T	<b>911 Targa 4S</b>					
<b>500e</b>						AM-S7, 3.8L, 6cyl	21	18/25	\$1,800	5	P
▶ A-1	116	122/108	\$500	10	EV	M-7, 3.8L, 6cyl	21	18/26	\$1,800	5	P
<b>JAGUAR</b>						<b>911 Turbo</b>					
<b>XK</b>						AM-S7, 3.8L, 6cyl	20	17/24	\$1,900	5	P T
A-S6, 5.0L, 8cyl	19	16/24	\$2,000	4	P	<b>911 Turbo Cabriolet</b>					
A-S6, 5.0L, 8cyl	18	15/22	\$2,150	4	P S	AM-S7, 3.8L, 6cyl	20	17/24	\$1,900	5	P T
<b>XK Convertible</b>						<b>911 Turbo S</b>					
A-S6, 5.0L, 8cyl	18	16/22	\$2,150	4	P	AM-S7, 3.8L, 6cyl	20	17/24	\$1,900	5	P T
A-S6, 5.0L, 8cyl	17	15/22	\$2,250	3	P S	<b>911 Turbo S Cabriolet</b>					
<b>LOTUS</b>						AM-S7, 3.8L, 6cyl	20	17/24	\$1,900	5	P T
<b>Evora</b>						<b>SCION</b>					
A-S6, 3.5L, 6cyl	22	19/28	\$1,750	5	P S	<b>FR-S</b>					
A-S6, 3.5L, 6cyl	22	19/28	\$1,750	5	P	A-S6, 2.0L, 4cyl	28	25/34	\$1,350	7	P
M-6, 3.5L, 6cyl	21	18/26	\$1,800	5	P	M-6, 2.0L, 4cyl	25	22/30	\$1,550	6	P
M-6, 3.5L, 6cyl	20	17/26	\$1,900	5	P S	<b>iQ</b>					
<b>MINI</b>						▶ AV, 1.3L, 4cyl	37	36/37	\$850	9	
<b>Cooper Convertible</b>						<b>SUBARU</b>					
A-S6, 1.6L, 4cyl	30	27/35	\$1,250	8	P	<b>BRZ</b>					
M-6, 1.6L, 4cyl	31	28/35	\$1,250	8	P	A-S6, 2.0L, 4cyl	28	25/34	\$1,350	7	P
<b>Cooper S Convertible</b>						M-6, 2.0L, 4cyl	25	22/30	\$1,550	6	P
A-S6, 1.6L, 4cyl	30	26/35	\$1,250	8	P T	<b>SUBCOMPACT CARS</b>					
M-6, 1.6L, 4cyl	30	26/35	\$1,250	8	P T	<b>ASTON MARTIN</b>					
<b>John Cooper Works Convertible</b>						<b>Rapide S</b>					
A-S6, 1.6L, 4cyl	30	26/35	\$1,250	8	P T	A-S6, 5.9L, 12cyl	15	13/19	\$2,550	2	P Tax
M-6, 1.6L, 4cyl	30	26/35	\$1,250	8	P T	<b>AUDI</b>					
<b>PORSCHE</b>						<b>A5 Cabriolet</b>					
<b>911 Carrera</b>						AV-S8, 2.0L, 4cyl	27	24/32	\$1,400	7	P T
AM-S7, 3.4L, 6cyl	23	20/28	\$1,650	6	P	<b>A5 Cabriolet quattro</b>					
M-7, 3.4L, 6cyl	22	19/27	\$1,750	5	P	A-S8, 2.0L, 4cyl	24	20/29	\$1,600	6	Gas P T
<b>911 Carrera 4</b>						16	14/20	\$3,050	6	E85	
AM-S7, 3.4L, 6cyl	23	20/28	\$1,650	6	P	<b>A5 quattro</b>					
M-7, 3.4L, 6cyl	22	19/27	\$1,750	5	P	A-S8, 2.0L, 4cyl	24	20/29	\$1,600	6	Gas P T
<b>911 Carrera 4 Cabriolet</b>						16	14/20	\$3,050	6	E85	
AM-S7, 3.4L, 6cyl	22	20/27	\$1,750	5	P	M-6, 2.0L, 4cyl	26	22/32	\$1,450	7	P T
M-7, 3.4L, 6cyl	21	19/26	\$1,800	5	P	<b>RS 5</b>					
<b>911 Carrera 4S</b>						AM-S7, 4.2L, 8cyl	18	16/23	\$2,150	4	P
AM-S7, 3.8L, 6cyl	22	19/26	\$1,750	5	P	<b>RS 5 Cabriolet</b>					
M-7, 3.8L, 6cyl	21	18/26	\$1,800	5	P	AM-S7, 4.2L, 8cyl	18	16/22	\$2,150	4	P
<b>911 Carrera 4S Cabriolet</b>											
AM-S7, 3.8L, 6cyl	21	19/26	\$1,800	5	P						
M-7, 3.8L, 6cyl	21	18/26	\$1,800	5	P						

Manufacturer Model Configuration (trans, eng size, cyl)	MPG		Annual Fuel Cost	GHG Rating	Notes
	Comb	City/Hwy			

### S5

AM-S7, 3.0L, 6cyl	21	18/28	\$1,800	5	P S
M-6, 3.0L, 6cyl	20	17/26	\$1,900	5	P S

### S5 Cabriolet

AM-S7, 3.0L, 6cyl	21	18/26	\$1,800	5	P S
-------------------	----	-------	---------	---	-----

### TT Coupe quattro

AM-S6, 2.0L, 4cyl	26	22/31	\$1,450	7	P T
-------------------	----	-------	---------	---	-----

### BENTLEY

#### Continental GT Speed Convertible

A-S8, 6.0L, 12cyl	15	12/20	\$2,550	2	Gas P T Tax
	11	9/15	\$4,400	2	E85

#### Continental GTC

A-S8, 4.0L, 8cyl	17	14/24	\$2,250	3	P T Tax
A-S8, 6.0L, 12cyl	15	12/20	\$2,550	2	Gas P T Tax
	11	9/15	\$4,400	2	E85

### BMW

#### 228i

A-S8, 2.0L, 4cyl	28	23/36	\$1,350	7	P T SS
M-6, 2.0L, 4cyl	26	22/34	\$1,450	7	P T SS

#### 428i Convertible

A-S8, 2.0L, 4cyl	27	23/34	\$1,400	7	P T SS
------------------	----	-------	---------	---	--------

#### 428i xDrive Convertible

A-S8, 2.0L, 4cyl	25	21/33	\$1,550	6	P T SS
------------------	----	-------	---------	---	--------

#### 435i Convertible

A-S8, 3.0L, 6cyl	24	20/30	\$1,600	6	P T SS
------------------	----	-------	---------	---	--------

#### 640i Convertible

A-S8, 3.0L, 6cyl	24	20/30	\$1,600	6	P T SS
------------------	----	-------	---------	---	--------

#### 640i Coupe

A-S8, 3.0L, 6cyl	25	22/32	\$1,550	6	P T SS
------------------	----	-------	---------	---	--------

#### 640i xDrive Convertible

A-S8, 3.0L, 6cyl	23	20/29	\$1,650	6	P T SS
------------------	----	-------	---------	---	--------

#### 640i xDrive Coupe

A-S8, 3.0L, 6cyl	23	20/29	\$1,650	6	P T SS
------------------	----	-------	---------	---	--------

#### 650i Convertible

A-S8, 4.4L, 8cyl	20	17/25	\$1,900	5	P T SS
------------------	----	-------	---------	---	--------

#### 650i Coupe

A-S8, 4.4L, 8cyl	20	17/25	\$1,900	5	P T SS
------------------	----	-------	---------	---	--------

#### 650i xDrive Convertible

A-S8, 4.4L, 8cyl	19	16/24	\$2,000	4	P T SS
------------------	----	-------	---------	---	--------

#### 650i xDrive Coupe

A-S8, 4.4L, 8cyl	19	16/24	\$2,000	4	P T
------------------	----	-------	---------	---	-----

### i3 BEV

A-1	124	137/111	\$500	10	EV
-----	-----	---------	-------	----	----

### i3 REX

A-1, 0.6L, 2cyl		See page 36			PHEV SS
-----------------	--	-------------	--	--	---------

### i8

A-6, 1.5L, 3cyl		See page 36			T PHEV SS
-----------------	--	-------------	--	--	-----------

### M235i

A-S8, 3.0L, 6cyl	25	22/32	\$1,550	6	P T SS
M-6, 3.0L, 6cyl	23	19/28	\$1,650	6	P T SS

### M6 Convertible

AM-S7, 4.4L, 8cyl	16	14/20	\$2,400	3	P T Tax SS
M-6, 4.4L, 8cyl	17	15/22	\$2,250	3	P T Tax SS

Manufacturer Model Configuration (trans, eng size, cyl)	MPG		Annual Fuel Cost	GHG Rating	Notes
	Comb	City/Hwy			

### M6 Coupe

AM-S7, 4.4L, 8cyl	16	14/20	\$2,400	3	P T Tax SS
M-6, 4.4L, 8cyl	17	15/22	\$2,250	3	P T Tax SS

### CADILLAC

#### ELR

AV, 1.4L, 4cyl		See page 36			PHEV SS
----------------	--	-------------	--	--	---------

### CHEVROLET

#### Spark

AV, 1.2L, 4cyl	34	30/39	\$950	8	
M-5, 1.2L, 4cyl	34	31/39	\$950	8	

#### Spark EV

A-1	119	128/109	\$500	10	EV
-----	-----	---------	-------	----	----

### FORD

#### Fiesta FWD

AM-6, 1.6L, 4cyl	31	27/37	\$1,050	8	
M-5, 1.6L, 4cyl	31	28/36	\$1,050	8	

#### Fiesta SFE FWD

M-5, 1.0L, 3cyl	36	31/43	\$900	9	T
AM-6, 1.6L, 4cyl	32	28/38	\$1,000	8	

#### Mustang

A-6, 3.7L, 6cyl	23	19/31	\$1,400	6	
M-6, 3.7L, 6cyl	22	19/29	\$1,450	5	
A-6, 5.0L, 8cyl	20	18/25	\$1,600	5	
M-6, 5.0L, 8cyl	19	15/26	\$1,700	4	
M-6, 5.8L, 8cyl	18	15/24	\$2,150	4	P S

#### Mustang Convertible

A-6, 3.7L, 6cyl	23	19/30	\$1,400	6	
-----------------	----	-------	---------	---	--

### HYUNDAI

#### Genesis Coupe

A-8, 2.0L, 4cyl	21	17/27	\$1,800	5	P T
M-6, 2.0L, 4cyl	22	19/27	\$1,750	5	P T
A-8, 3.8L, 6cyl	19	16/25	\$2,000	4	P
M-6, 3.8L, 6cyl	19	16/24	\$2,000	4	P

### INFINITI

#### Q60 AWD Coupe

A-S7, 3.7L, 6cyl	20	18/25	\$1,900	5	P
------------------	----	-------	---------	---	---

#### Q60 Convertible

A-S7, 3.7L, 6cyl	20	18/26	\$1,900	5	P
M-6, 3.7L, 6cyl	19	16/24	\$2,000	4	P

#### Q60 Coupe

A-S7, 3.7L, 6cyl	22	19/27	\$1,750	5	P
M-6, 3.7L, 6cyl	20	17/25	\$1,900	5	P

### LEXUS

#### IS 250 C

A-S6, 2.5L, 6cyl	24	21/30	\$1,600	6	P
------------------	----	-------	---------	---	---

#### IS 350 C

A-S6, 3.5L, 6cyl	22	19/27	\$1,750	5	P
------------------	----	-------	---------	---	---

#### IS F

A-S8, 5.0L, 8cyl	18	16/23	\$2,150	4	P
------------------	----	-------	---------	---	---

### MASERATI

#### GranTurismo

A-6, 4.7L, 8cyl	16	13/21	\$2,400	3	P Tax
-----------------	----	-------	---------	---	-------

#### GranTurismo Convertible

A-6, 4.7L, 8cyl	15	13/20	\$2,550	2	P Tax
-----------------	----	-------	---------	---	-------

Manufacturer Model Configuration (trans, eng size, cyl)	MPG		Annual Fuel Cost	GHG Rating	Notes
	Comb	City/Hwy			

## MERCEDES-BENZ

### C250 Coupe

A-7, 1.8L, 4cyl	25	22/31	\$1,550	6	P T
-----------------	----	-------	---------	---	-----

### C350 4matic Coupe

A-7, 3.5L, 6cyl	22	19/27	\$1,750	5	P SS
-----------------	----	-------	---------	---	------

### C350 Coupe

A-7, 3.5L, 6cyl	23	20/28	\$1,650	6	P SS
-----------------	----	-------	---------	---	------

### C63 AMG Coupe

A-7, 6.2L, 8cyl	15	13/19	\$2,550	2	P Tax
-----------------	----	-------	---------	---	-------

### E350 4matic Coupe

A-7, 3.5L, 6cyl	23	20/28	\$1,650	6	P SS
-----------------	----	-------	---------	---	------

A-7, 3.5L, 6cyl	23	20/28	\$1,650	6	Gas P SS
-----------------	----	-------	---------	---	----------

	17	15/21	\$2,850	6	E85
--	----	-------	---------	---	-----

A-7, 3.5L, 6cyl	23	20/28	\$1,650	6	P PZEV SS
-----------------	----	-------	---------	---	-----------

### E350 Convertible

A-7, 3.5L, 6cyl	23	20/28	\$1,650	6	Gas P SS
-----------------	----	-------	---------	---	----------

	17	14/21	\$2,850	6	E85
--	----	-------	---------	---	-----

A-7, 3.5L, 6cyl	22	19/28	\$1,750	5	P SS
-----------------	----	-------	---------	---	------

### E350 Coupe

A-7, 3.5L, 6cyl	24	20/30	\$1,600	6	P PZEV SS
-----------------	----	-------	---------	---	-----------

A-7, 3.5L, 6cyl	23	20/29	\$1,650	6	Gas P SS
-----------------	----	-------	---------	---	----------

	18	15/22	\$2,700	6	E85
--	----	-------	---------	---	-----

A-7, 3.5L, 6cyl	23	20/28	\$1,650	6	P SS
-----------------	----	-------	---------	---	------

### E550 Convertible

A-7, 4.7L, 8cyl	20	17/26	\$1,900	5	P T SS
-----------------	----	-------	---------	---	--------

### E550 Coupe

A-7, 4.7L, 8cyl	21	18/26	\$1,800	5	P T SS
-----------------	----	-------	---------	---	--------

## MINI

### Cooper (3-doors)

A-S6, 1.5L, 3cyl	32	28/39	\$1,200	8	P T
------------------	----	-------	---------	---	-----

M-6, 1.5L, 3cyl	33	29/40	\$1,150	8	P T
-----------------	----	-------	---------	---	-----

### Cooper Clubman

A-S6, 1.6L, 4cyl	30	27/35	\$1,250	8	P
------------------	----	-------	---------	---	---

M-6, 1.6L, 4cyl	31	28/35	\$1,250	8	P
-----------------	----	-------	---------	---	---

### Cooper S (3-doors)

A-S6, 2.0L, 4cyl	30	26/35	\$1,250	8	P T
------------------	----	-------	---------	---	-----

M-6, 2.0L, 4cyl	28	24/34	\$1,350	7	P T
-----------------	----	-------	---------	---	-----

### Cooper S Clubman

A-S6, 1.6L, 4cyl	30	26/35	\$1,250	8	P T
------------------	----	-------	---------	---	-----

M-6, 1.6L, 4cyl	30	26/35	\$1,250	8	P T
-----------------	----	-------	---------	---	-----

### John Cooper Works Clubman

A-S6, 1.6L, 4cyl	30	26/35	\$1,250	8	P T
------------------	----	-------	---------	---	-----

M-6, 1.6L, 4cyl	30	26/35	\$1,250	8	P T
-----------------	----	-------	---------	---	-----

## MITSUBISHI

### i-MiEV

A-1	112	126/99	\$550	10	EV
-----	-----	--------	-------	----	----

## NISSAN

### GT-R

AM-6, 3.8L, 6cyl	19	16/23	\$2,000	4	P T
------------------	----	-------	---------	---	-----

## ROUSH PERFORMANCE

### Stage 3 Mustang

A-6, 5.0L, 8cyl	17	15/22	\$2,250	3	P S
-----------------	----	-------	---------	---	-----

M-6, 5.0L, 8cyl	17	14/22	\$2,250	3	P S Tax
-----------------	----	-------	---------	---	---------

Manufacturer Model Configuration (trans, eng size, cyl)	MPG		Annual Fuel Cost	GHG Rating	Notes
	Comb	City/Hwy			

## SCION

### xD

A-4, 1.8L, 4cyl	29	27/33	\$1,100	7	
-----------------	----	-------	---------	---	--

M-5, 1.8L, 4cyl	29	27/33	\$1,100	7	
-----------------	----	-------	---------	---	--

## VOLKSWAGEN

### Beetle Convertible

A-S6, 1.8L, 4cyl	27	24/32	\$1,200	7	T
------------------	----	-------	---------	---	---

AM-S6, 2.0L, 4cyl	31	28/37	\$1,500	7	D T
-------------------	----	-------	---------	---	-----

AM-S6, 2.0L, 4cyl	25	23/29	\$1,550	6	P T
-------------------	----	-------	---------	---	-----

M-6, 2.0L, 4cyl	32	28/41	\$1,450	7	D T
-----------------	----	-------	---------	---	-----

M-6, 2.0L, 4cyl	26	23/31	\$1,450	7	P T
-----------------	----	-------	---------	---	-----

A-S6, 2.5L, 5cyl	23	21/27	\$1,400	6	
------------------	----	-------	---------	---	--

### Eos

AM-S6, 2.0L, 4cyl	25	22/30	\$1,550	6	P T
-------------------	----	-------	---------	---	-----

## COMPACT CARS

## ACURA

### ILX

A-S5, 2.0L, 4cyl	28	24/35	\$1,350	7	P
------------------	----	-------	---------	---	---

M-6, 2.4L, 4cyl	25	22/31	\$1,550	6	P
-----------------	----	-------	---------	---	---

### ILX Hybrid

AV-S7, 1.5L, 4cyl	38	39/38	\$1,000	9	P HEV SS
-------------------	----	-------	---------	---	----------

### TSX

A-S5, 2.4L, 4cyl	26	22/31	\$1,450	7	P
------------------	----	-------	---------	---	---

M-6, 2.4L, 4cyl	24	21/29	\$1,600	6	P
-----------------	----	-------	---------	---	---

A-S5, 3.5L, 6cyl	23	19/28	\$1,650	6	P
------------------	----	-------	---------	---	---

## AUDI

### A4

AV-S8, 2.0L, 4cyl	27	24/32	\$1,400	7	P T
-------------------	----	-------	---------	---	-----

### A4 quattro

A-S8, 2.0L, 4cyl	24	20/29	\$1,600	6	Gas P T
------------------	----	-------	---------	---	---------

	16	14/20	\$3,050	6	E85
--	----	-------	---------	---	-----

M-6, 2.0L, 4cyl	26	22/32	\$1,450	7	P T
-----------------	----	-------	---------	---	-----

### S4

AM-S7, 3.0L, 6cyl	21	18/28	\$1,800	5	P S
-------------------	----	-------	---------	---	-----

M-6, 3.0L, 6cyl	20	17/26	\$1,900	5	P S
-----------------	----	-------	---------	---	-----

## BENTLEY

### Continental GT

A-S8, 4.0L, 8cyl	18	15/24	\$2,150	4	P T
------------------	----	-------	---------	---	-----

A-S8, 6.0L, 12cyl	15	12/21	\$2,550	2	Gas P T Tax
-------------------	----	-------	---------	---	-------------

	11	9/15	\$4,400	2	E85
--	----	------	---------	---	-----

## BMW

### 320i

A-S8, 2.0L, 4cyl	28	24/36	\$1,350	7	P T SS
------------------	----	-------	---------	---	--------

M-6, 2.0L, 4cyl	27	23/36	\$1,400	7	P T SS
-----------------	----	-------	---------	---	--------

### 320i xDrive

A-S8, 2.0L, 4cyl	27	23/35	\$1,400	7	P T SS
------------------	----	-------	---------	---	--------

### 328d

A-S8, 2.0L, 4cyl	37	32/45	\$1,250	8	D T
------------------	----	-------	---------	---	-----

### 328d xDrive

A-S8, 2.0L, 4cyl	35	31/43	\$1,300	8	D T
------------------	----	-------	---------	---	-----

### 328i

A-S8, 2.0L, 4cyl	27	23/35	\$1,400	7	P T SS
------------------	----	-------	---------	---	--------

M-6, 2.0L, 4cyl	26	22/34	\$1,450	7	P T SS
-----------------	----	-------	---------	---	--------

Manufacturer Model Configuration (trans, eng size, cyl)	MPG		Annual Fuel Cost	GHG Rating	Notes
	Comb	City/Hwy			
<b>328i xDrive</b>					
A-S8, 2.0L, 4cyl	26	22/33	\$1,450	7	P T SS
<b>335i</b>					
A-S8, 3.0L, 6cyl	25	22/32	\$1,550	6	P T SS
M-6, 3.0L, 6cyl	23	20/30	\$1,650	6	P T SS
<b>335i xDrive</b>					
A-S8, 3.0L, 6cyl	24	20/30	\$1,600	6	P T SS
M-6, 3.0L, 6cyl	23	20/28	\$1,650	6	P T SS
<b>428i Coupe</b>					
A-S8, 2.0L, 4cyl	27	23/35	\$1,400	7	P T SS
M-6, 2.0L, 4cyl	26	22/34	\$1,450	7	P T SS
<b>428i xDrive Coupe</b>					
A-S8, 2.0L, 4cyl	26	22/33	\$1,450	7	P T SS
<b>435i Coupe</b>					
A-S8, 3.0L, 6cyl	25	22/32	\$1,550	6	P T SS
M-6, 3.0L, 6cyl	23	20/30	\$1,650	6	P T SS
<b>435i xDrive Coupe</b>					
A-S8, 3.0L, 6cyl	24	20/30	\$1,600	6	P T SS
M-6, 3.0L, 6cyl	23	20/28	\$1,650	6	P T SS
<b>640i Gran Coupe</b>					
A-S8, 3.0L, 6cyl	24	20/30	\$1,600	6	P T SS
<b>640i xDrive Gran Coupe</b>					
A-S8, 3.0L, 6cyl	23	20/29	\$1,650	6	P T SS
<b>650i Gran Coupe</b>					
A-S8, 4.4L, 8cyl	20	17/25	\$1,900	5	P T SS
<b>650i xDrive Gran Coupe</b>					
A-S8, 4.4L, 8cyl	19	16/24	\$2,000	4	P T SS
<b>ActiveHybrid 3</b>					
A-S8, 3.0L, 6cyl	28	25/33	\$1,350	7	P T HEV SS
<b>M6 Gran Coupe</b>					
AM-S7, 4.4L, 8cyl	16	14/20	\$2,400	3	P T Tax SS
M-6, 4.4L, 8cyl	17	15/22	\$2,250	3	P T Tax SS
<b>BUICK</b>					
<b>Verano</b>					
A-S6, 2.0L, 4cyl	24	21/30	\$1,350	6	T
M-6, 2.0L, 4cyl	24	20/31	\$1,350	6	T
A-S6, 2.4L, 4cyl	25	21/32	\$1,300	6	
<b>CADILLAC</b>					
<b>ATS</b>					
A-S6, 2.0L, 4cyl	24	21/31	\$1,350	6	T
M-6, 2.0L, 4cyl	23	19/30	\$1,400	6	T
A-S6, 2.5L, 4cyl	26	22/33	\$1,250	7	
A-S6, 3.6L, 6cyl	22	18/28	\$1,450	5	
<b>ATS AWD</b>					
A-S6, 2.0L, 4cyl	23	20/29	\$1,400	6	T
A-S6, 3.6L, 6cyl	21	18/26	\$1,550	5	
<b>CHEVROLET</b>					
<b>Camaro</b>					
A-6, 3.6L, 6cyl	22	19/30	\$1,450	5	
A-S6, 3.6L, 6cyl	21	18/27	\$1,550	5	
M-6, 3.6L, 6cyl	20	17/28	\$1,600	5	
A-S6, 6.2L, 8cyl	18	15/24	\$1,800	4	
A-S6, 6.2L, 8cyl	14	12/18	\$2,750	2	P S Tax
M-6, 6.2L, 8cyl	19	16/24	\$1,700	4	
M-6, 6.2L, 8cyl	16	14/19	\$2,400	3	P S Tax
M-6, 7.0L, 8cyl	15	13/19	\$2,550	2	P Tax

Manufacturer Model Configuration (trans, eng size, cyl)	MPG		Annual Fuel Cost	GHG Rating	Notes
	Comb	City/Hwy			
<b>Sonic</b>					
A-S6, 1.4L, 4cyl	31	27/37	\$1,050	8	T
M-6, 1.4L, 4cyl	33	29/40	\$950	8	T
A-S6, 1.8L, 4cyl	28	25/35	\$1,150	7	
M-5, 1.8L, 4cyl	30	26/35	\$1,050	8	
<b>Sonic RS</b>					
A-S6, 1.4L, 4cyl	28	25/33	\$1,150	7	T
M-6, 1.4L, 4cyl	30	27/34	\$1,050	8	T
<b>Volt</b>					
AV, 1.4L, 4cyl	See page 36				PHEV SS
<b>CHRYSLER</b>					
<b>200 Convertible</b>					
A-6, 2.4L, 4cyl	22	18/29	\$1,450	5	
A-6, 3.6L, 6cyl	22	19/29	\$1,450	5	Gas
	16	14/21	\$3,050	6	E85
<b>FORD</b>					
<b>Fiesta ST FWD</b>					
M-6, 1.6L, 4cyl	29	26/35	\$1,100	7	T
<b>Focus Electric</b>					
▶ A-1	105	110/99	\$600	10	EV
<b>Focus FWD</b>					
A-S6, 2.0L, 4cyl	31	27/37	\$1,050	8	
AM-6, 2.0L, 4cyl	31	27/37	\$1,050	8	
M-5, 2.0L, 4cyl	30	26/36	\$1,050	8	
M-6, 2.0L, 4cyl	26	23/32	\$1,250	7	T
<b>Focus FWD FFV</b>					
A-S6, 2.0L, 4cyl	30	26/37	\$1,050	8	Gas
	23	20/28	\$2,100	8	E85
AM-6, 2.0L, 4cyl	30	26/37	\$1,050	8	Gas
	23	20/28	\$2,100	8	E85
M-5, 2.0L, 4cyl	30	26/36	\$1,050	8	Gas
	22	19/26	\$2,200	8	E85
<b>Focus SFE FWD FFV</b>					
AM-6, 2.0L, 4cyl	33	28/40	\$950	8	Gas
	23	20/28	\$2,100	8	E85
<b>HONDA</b>					
<b>Civic</b>					
AV, 1.8L, 4cyl	33	30/39	\$950	8	
AV-S7, 1.8L, 4cyl	33	29/38	\$950	8	
M-5, 1.8L, 4cyl	31	28/36	\$1,050	8	
M-6, 2.4L, 4cyl	25	22/31	\$1,550	6	P
<b>Civic HF</b>					
AV, 1.8L, 4cyl	35	31/41	\$900	9	
<b>Civic Hybrid</b>					
AV, 1.5L, 4cyl	45	44/47	\$700	10	HEV SS
<b>Civic Natural Gas</b>					
A-5, 1.8L, 4cyl	31	27/38	\$1,050	9	CNG
<b>Insight</b>					
AV, 1.3L, 4cyl	42	41/44	\$750	9	HEV SS
AV-S7, 1.3L, 4cyl	42	41/44	\$750	9	HEV SS

Manufacturer Model Configuration (trans, eng size, cyl)	MPG		Annual Fuel Cost	GHG Rating	Notes
	Comb	City/Hwy			

## HYUNDAI

### Accent

A-6, 1.6L, 4cyl	31	27/37	\$1,050	8	
M-6, 1.6L, 4cyl	31	27/38	\$1,050	8	

### Veloster

A-6, 1.6L, 4cyl	27	24/31	\$1,200	7	T
AM-6, 1.6L, 4cyl	31	28/36	\$1,050	8	
M-6, 1.6L, 4cyl	30	26/35	\$1,050	8	
M-6, 1.6L, 4cyl	28	24/33	\$1,150	7	T

## INFINITI

### Q50 Hybrid

A-S7, 3.5L, 6cyl	31	29/36	\$1,250	8	P HEV SS
------------------	----	-------	---------	---	----------

### Q50 Hybrid AWD

A-S7, 3.5L, 6cyl	30	28/35	\$1,250	8	P HEV SS
------------------	----	-------	---------	---	----------

### Q50S Hybrid

A-S7, 3.5L, 6cyl	30	28/34	\$1,250	8	P HEV SS
------------------	----	-------	---------	---	----------

### Q50S Hybrid AWD

A-S7, 3.5L, 6cyl	28	27/31	\$1,350	7	P HEV SS
------------------	----	-------	---------	---	----------

## KIA

### Forte Koup

A-6, 1.6L, 4cyl	25	22/30	\$1,300	6	T
M-6, 1.6L, 4cyl	25	22/29	\$1,300	6	T
A-6, 2.0L, 4cyl	28	25/34	\$1,150	7	
M-6, 2.0L, 4cyl	27	24/33	\$1,200	7	

### Rio

A-6, 1.6L, 4cyl	31	27/37	\$1,050	8	
M-6, 1.6L, 4cyl	31	27/37	\$1,050	8	

### Rio Eco

A-6, 1.6L, 4cyl	31	28/37	\$1,050	8	SS
-----------------	----	-------	---------	---	----

## LEXUS

### CT 200h

AV, 1.8L, 4cyl	42	43/40	\$750	9	HEV SS
----------------	----	-------	-------	---	--------

### IS 250

A-S6, 2.5L, 6cyl	24	21/30	\$1,600	6	P
------------------	----	-------	---------	---	---

### IS 250 AWD

A-S6, 2.5L, 6cyl	23	20/27	\$1,650	6	P
------------------	----	-------	---------	---	---

### IS 350

A-S8, 3.5L, 6cyl	22	19/28	\$1,750	5	P
------------------	----	-------	---------	---	---

### IS 350 AWD

A-S6, 3.5L, 6cyl	21	19/26	\$1,800	5	P
------------------	----	-------	---------	---	---

## MAZDA

### 2

A-4, 1.5L, 4cyl	30	28/34	\$1,050	8	
M-5, 1.5L, 4cyl	32	29/35	\$1,000	8	

### 3 4-Door

A-S6, 2.0L, 4cyl	34	30/41	\$950	8	
M-6, 2.0L, 4cyl	33	29/41	\$950	8	
A-S6, 2.5L, 4cyl	32	28/39	\$1,000	8	i-ELOOP
A-S6, 2.5L, 4cyl	32	28/39	\$1,000	8	

## MERCEDES-BENZ

### C250

A-7, 1.8L, 4cyl	25	22/31	\$1,550	6	PT
-----------------	----	-------	---------	---	----

Manufacturer Model Configuration (trans, eng size, cyl)	MPG		Annual Fuel Cost	GHG Rating	Notes
	Comb	City/Hwy			

### C300 4matic

A-7, 3.5L, 6cyl	22	19/28	\$1,750	5	P PZEV SS
A-7, 3.5L, 6cyl	22	20/27	\$1,750	5	P SS
A-7, 3.5L, 6cyl	22	19/26	\$1,750	5	Gas P SS
	15	13/18	\$3,250	6	E85

### C350

A-7, 3.5L, 6cyl	24	20/29	\$1,600	6	P PZEV SS
A-7, 3.5L, 6cyl	23	20/29	\$1,650	6	P SS
A-7, 3.5L, 6cyl	23	20/29	\$1,650	6	Gas P SS
	17	15/21	\$2,850	6	E85

### C63 AMG

A-7, 6.2L, 8cyl	15	13/19	\$2,550	2	P Tax
-----------------	----	-------	---------	---	-------

### CL550 4matic

A-7, 4.7L, 8cyl	18	15/24	\$2,150	4	PT
-----------------	----	-------	---------	---	----

### CL600

A-5, 5.5L, 12cyl	14	12/18	\$2,750	2	P T Tax
------------------	----	-------	---------	---	---------

### CL63 AMG

A-7, 5.5L, 8cyl	18	15/22	\$2,150	4	P T SS
-----------------	----	-------	---------	---	--------

### CL65 AMG

A-5, 6.0L, 12cyl	14	12/18	\$2,750	2	P T Tax
------------------	----	-------	---------	---	---------

### CLA250

AM-7, 2.0L, 4cyl	30	26/38	\$1,250	8	P T SS
------------------	----	-------	---------	---	--------

### CLA250 4matic

AM-7, 2.0L, 4cyl	27	24/32	\$1,400	7	P T SS
------------------	----	-------	---------	---	--------

### CLA45 AMG 4matic

AM-7, 2.0L, 4cyl	26	23/31	\$1,450	7	P T SS
------------------	----	-------	---------	---	--------

### CLS550

A-7, 4.7L, 8cyl	20	17/25	\$1,900	5	P T SS
-----------------	----	-------	---------	---	--------

### CLS550 4matic

A-7, 4.7L, 8cyl	19	17/24	\$2,000	4	P T SS
-----------------	----	-------	---------	---	--------

### CLS63 AMG

A-7, 5.5L, 8cyl	19	16/25	\$2,000	4	P T SS
-----------------	----	-------	---------	---	--------

### CLS63 AMG 4matic

A-7, 5.5L, 8cyl	18	16/22	\$2,150	4	P T SS
-----------------	----	-------	---------	---	--------

### CLS63 AMG S

A-7, 5.5L, 8cyl	19	16/25	\$2,000	4	P T SS
-----------------	----	-------	---------	---	--------

### CLS63 AMG S 4matic

A-7, 5.5L, 8cyl	18	16/22	\$2,150	4	P T SS
-----------------	----	-------	---------	---	--------

## MINI

### Cooper Countryman

A-S6, 1.6L, 4cyl	27	25/30	\$1,400	7	P
M-6, 1.6L, 4cyl	31	28/35	\$1,250	8	P

### Cooper Paceman

A-S6, 1.6L, 4cyl	27	25/30	\$1,400	7	P
M-6, 1.6L, 4cyl	31	28/35	\$1,250	8	P

### Cooper S Countryman

A-S6, 1.6L, 4cyl	28	25/32	\$1,350	7	PT
M-6, 1.6L, 4cyl	29	26/32	\$1,300	7	PT

### Cooper S Countryman All4

A-S6, 1.6L, 4cyl	26	23/30	\$1,450	7	PT
M-6, 1.6L, 4cyl	27	25/31	\$1,400	7	PT

### Cooper S Paceman

A-S6, 1.6L, 4cyl	28	25/32	\$1,350	7	PT
M-6, 1.6L, 4cyl	29	26/32	\$1,300	7	PT

Manufacturer Model Configuration (trans, eng size, cyl)	MPG		Annual Fuel Cost	GHG Rating	Notes
	Comb	City/Hwy			

### Cooper S Paceman All4

A-S6, 1.6L, 4cyl	26	23/30	\$1,450	7	PT
M-6, 1.6L, 4cyl	27	25/31	\$1,400	7	PT

### JCW Countryman All4

A-S6, 1.6L, 4cyl	26	23/30	\$1,450	7	PT
M-6, 1.6L, 4cyl	27	25/31	\$1,400	7	PT

### JCW Paceman All4

A-S6, 1.6L, 4cyl	26	23/30	\$1,450	7	PT
M-6, 1.6L, 4cyl	27	25/31	\$1,400	7	PT

### MITSUBISHI

#### Lancer

AM-6, 2.0L, 4cyl	20	18/25	\$1,900	5	PT
AV-S6, 2.0L, 4cyl	29	26/34	\$1,100	7	
M-5, 2.0L, 4cyl	28	25/34	\$1,150	7	
AV-S6, 2.4L, 4cyl	26	23/30	\$1,250	7	
M-5, 2.4L, 4cyl	26	22/31	\$1,250	7	

#### Lancer AWD

AV-S6, 2.4L, 4cyl	25	22/29	\$1,300	6	
-------------------	----	-------	---------	---	--

#### Lancer Evolution

AM-6, 2.0L, 4cyl	19	17/22	\$2,000	4	PT
M-5, 2.0L, 4cyl	19	17/23	\$2,000	4	PT

#### Mirage

AV, 1.2L, 3cyl	40	37/44	\$800	9	
M-5, 1.2L, 3cyl	37	34/42	\$850	9	

### NISSAN

#### Versa

A-4, 1.6L, 4cyl	30	26/35	\$1,050	8	
AV, 1.6L, 4cyl	35	31/40	\$900	9	
M-5, 1.6L, 4cyl	30	27/36	\$1,050	8	

### ROLLS-ROYCE

#### Phantom Coupe

A-S8, 6.7L, 12cyl	14	11/19	\$2,750	2	P Tax
-------------------	----	-------	---------	---	-------

#### Phantom Drophead Coupe

A-S8, 6.7L, 12cyl	14	11/19	\$2,750	2	P Tax
-------------------	----	-------	---------	---	-------

### SCION

#### tC

A-S6, 2.5L, 4cyl	26	23/31	\$1,250	7	
M-6, 2.5L, 4cyl	26	23/31	\$1,250	7	

### SUBARU

#### Impreza AWD

AV, 2.0L, 4cyl	30	27/36	\$1,050	8	
M-5, 2.0L, 4cyl	28	25/34	\$1,150	7	
M-5, 2.5L, 4cyl	21	19/25	\$1,800	5	PT
M-6, 2.5L, 4cyl	19	17/23	\$2,000	4	PT

### TOYOTA

#### Prius c

▶ AV, 1.5L, 4cyl	50	53/46	\$650	10	HEV SS
------------------	----	-------	-------	----	--------

#### Yaris

A-4, 1.5L, 4cyl	32	30/36	\$1,000	8	
M-5, 1.5L, 4cyl	33	30/37	\$950	8	

Manufacturer Model Configuration (trans, eng size, cyl)	MPG		Annual Fuel Cost	GHG Rating	Notes
	Comb	City/Hwy			

### VOLKSWAGEN

#### Beetle

A-S6, 1.8L, 4cyl	28	25/33	\$1,150	7	T
M-5, 1.8L, 4cyl	27	24/33	\$1,200	7	T
AM-S6, 2.0L, 4cyl	32	29/39	\$1,450	7	DT
AM-S6, 2.0L, 4cyl	26	24/30	\$1,450	7	PT
M-6, 2.0L, 4cyl	32	28/41	\$1,450	7	DT
M-6, 2.0L, 4cyl	26	23/31	\$1,450	7	PT
A-S6, 2.5L, 5cyl	25	22/29	\$1,300	6	
M-5, 2.5L, 5cyl	25	22/31	\$1,300	6	

#### CC

AM-S6, 2.0L, 4cyl	25	22/31	\$1,550	6	PT
M-6, 2.0L, 4cyl	25	21/32	\$1,550	6	PT

#### CC 4motion

A-S6, 3.6L, 6cyl	20	17/25	\$1,900	5	P
------------------	----	-------	---------	---	---

#### Golf

AM-S6, 2.0L, 4cyl	34	30/42	\$1,350	8	DT
M-6, 2.0L, 4cyl	34	30/42	\$1,350	8	DT
A-S6, 2.5L, 5cyl	26	23/30	\$1,250	7	

#### GTI

AM-S6, 2.0L, 4cyl	27	24/32	\$1,400	7	PT
M-6, 2.0L, 4cyl	25	21/31	\$1,550	6	PT

#### Jetta

A-S6, 1.8L, 4cyl	29	25/36	\$1,100	7	T
M-5, 1.8L, 4cyl	30	26/36	\$1,050	8	T
A-S6, 2.0L, 4cyl	25	23/29	\$1,300	6	
AM-S6, 2.0L, 4cyl	34	30/42	\$1,350	8	DT
AM-S6, 2.0L, 4cyl	27	24/32	\$1,400	7	PT
M-5, 2.0L, 4cyl	28	24/34	\$1,150	7	
M-6, 2.0L, 4cyl	34	30/42	\$1,350	8	DT
M-6, 2.0L, 4cyl	26	23/33	\$1,450	7	PT

#### Jetta Hybrid

AM-S7, 1.4L, 4cyl	45	42/48	\$850	10	P T HEV SS
-------------------	----	-------	-------	----	------------

### VOLVO

#### S60 AWD

A-S6, 2.5L, 5cyl	23	20/29	\$1,400	6	T
A-S6, 3.0L, 6cyl	21	18/25	\$1,550	5	T

#### S60 FWD

A-S6, 2.5L, 5cyl	24	21/30	\$1,350	6	T
------------------	----	-------	---------	---	---

## MIDSIZE CARS

### ACURA

#### RLX

A-S6, 3.5L, 6cyl	24	20/31	\$1,600	6	P
------------------	----	-------	---------	---	---

#### RLX Hybrid

A-S7, 3.5L, 6cyl	30	28/32	\$1,250	8	P HEV SS
------------------	----	-------	---------	---	----------

#### TL 2WD

A-S6, 3.5L, 6cyl	23	20/29	\$1,650	6	P
------------------	----	-------	---------	---	---

#### TL 4WD

A-S6, 3.7L, 6cyl	21	18/26	\$1,800	5	P
M-6, 3.7L, 6cyl	20	17/25	\$1,900	5	P

### AUDI

#### A6

AV-S8, 2.0L, 4cyl	28	25/33	\$1,350	7	PT
-------------------	----	-------	---------	---	----

Manufacturer Model Configuration (trans, eng size, cyl)	MPG		Annual Fuel Cost	GHG Rating	Notes
	Comb	City/Hwy			
<b>A6 quattro</b>					
A-S8, 2.0L, 4cyl	23	20/29	\$1,650	6	PT
A-S8, 3.0L, 6cyl	29	24/38	\$1,600	7	DT SS
A-S8, 3.0L, 6cyl	22	18/27	\$1,750	5	PS
<b>A7 quattro</b>					
A-S8, 3.0L, 6cyl	29	24/38	\$1,600	7	DT SS
A-S8, 3.0L, 6cyl	21	18/28	\$1,800	5	PS SS
<b>A8</b>					
A-S8, 3.0L, 6cyl	21	18/28	\$1,800	5	PS SS
A-S8, 4.0L, 8cyl	21	17/28	\$1,800	5	PT SS
<b>RS 7</b>					
A-S8, 4.0L, 8cyl	19	16/27	\$2,000	4	PT
<b>S6</b>					
AM-S7, 4.0L, 8cyl	20	17/27	\$1,900	5	PT
<b>S7</b>					
AM-S7, 4.0L, 8cyl	20	17/27	\$1,900	5	PT
<b>S8</b>					
A-S8, 4.0L, 8cyl	19	15/26	\$2,000	4	PT
<b>BENTLEY</b>					
<b>Flying Spur</b>					
A-S8, 6.0L, 12cyl	15	12/20	\$2,550	2	Gas P T Tax
	11	9/15	\$4,400	2	E85
<b>Mulsanne</b>					
A-S8, 6.8L, 8cyl	13	11/18	\$2,950	1	PT Tax
<b>BMW</b>					
<b>528i</b>					
A-S8, 2.0L, 4cyl	27	23/34	\$1,400	7	PT SS
<b>528i xDrive</b>					
A-S8, 2.0L, 4cyl	26	22/33	\$1,450	7	PT SS
<b>535d</b>					
A-S8, 3.0L, 6cyl	30	26/38	\$1,500	7	DT
<b>535d xDrive</b>					
A-S8, 3.0L, 6cyl	30	26/37	\$1,500	7	DT
<b>535i</b>					
A-S8, 3.0L, 6cyl	24	20/30	\$1,600	6	PT SS
M-6, 3.0L, 6cyl	23	20/30	\$1,650	6	PT SS
<b>535i xDrive</b>					
A-S8, 3.0L, 6cyl	23	20/29	\$1,650	6	PT SS
<b>550i</b>					
A-S8, 4.4L, 8cyl	20	17/25	\$1,900	5	PT SS
<b>550i xDrive</b>					
A-S8, 4.4L, 8cyl	19	16/24	\$2,000	4	PT
<b>ActiveHybrid 5</b>					
A-S8, 3.0L, 6cyl	26	23/30	\$1,450	7	PT HEV SS
<b>M5</b>					
AM-S7, 4.4L, 8cyl	16	14/20	\$2,400	3	PT Tax SS
M-6, 4.4L, 8cyl	17	15/22	\$2,250	3	PT Tax SS
<b>BUICK</b>					
<b>LaCrosse</b>					
A-S6, 3.6L, 6cyl	21	18/28	\$1,550	5	Gas
	16	14/20	\$3,050	6	E85
A-S6, 3.6L, 6cyl	21	18/28	\$1,550	5	

Manufacturer Model Configuration (trans, eng size, cyl)	MPG		Annual Fuel Cost	GHG Rating	Notes
	Comb	City/Hwy			
<b>LaCrosse AWD</b>					
A-S6, 3.6L, 6cyl	20	17/26	\$1,600	5	Gas
	14	12/18	\$3,450	5	E85
<b>LaCrosse eAssist</b>					
A-S6, 2.4L, 4cyl	29	25/36	\$1,100	7	HEV SS
<b>Regal</b>					
A-S6, 2.0L, 4cyl	24	21/30	\$1,350	6	T
M-6, 2.0L, 4cyl	24	20/31	\$1,350	6	T
A-S6, 2.4L, 4cyl	23	19/31	\$1,400	6	
<b>Regal AWD</b>					
A-S6, 2.0L, 4cyl	22	19/27	\$1,450	5	T
<b>Regal eAssist</b>					
A-S6, 2.4L, 4cyl	29	25/36	\$1,100	7	HEV SS
<b>CADILLAC</b>					
<b>CTS</b>					
A-S6, 3.6L, 6cyl	21	18/27	\$1,550	5	
A-S6, 6.2L, 8cyl	14	12/18	\$2,750	2	P S Tax
M-6, 6.2L, 8cyl	16	14/19	\$2,400	3	P S Tax
<b>CTS AWD</b>					
A-S6, 3.6L, 6cyl	21	18/26	\$1,550	5	
<b>CTS Sedan</b>					
A-S6, 2.0L, 4cyl	23	20/30	\$1,400	6	T
A-S8, 3.6L, 6cyl	22	18/29	\$1,450	5	
A-S8, 3.6L, 6cyl	18	16/24	\$2,150	4	PT
<b>CTS Sedan AWD</b>					
A-S6, 2.0L, 4cyl	22	19/28	\$1,450	5	T
A-S6, 3.6L, 6cyl	21	18/26	\$1,550	5	
<b>CTS V</b>					
A-S6, 6.2L, 8cyl	14	12/18	\$2,750	2	P S Tax
M-6, 6.2L, 8cyl	16	14/19	\$2,400	3	P S Tax
<b>CHEVROLET</b>					
<b>Cruze</b>					
A-S6, 1.4L, 4cyl	30	26/38	\$1,050	8	T
M-6, 1.4L, 4cyl	30	26/38	\$1,050	8	T
A-S6, 1.8L, 4cyl	27	22/35	\$1,200	7	
M-6, 1.8L, 4cyl	29	25/36	\$1,100	7	
A-S6, 2.0L, 4cyl	33	27/46	\$1,400	7	DT
<b>Cruze Eco</b>					
A-6, 1.4L, 4cyl	31	26/39	\$1,050	8	T
M-6, 1.4L, 4cyl	33	28/42	\$950	8	T
<b>Malibu</b>					
A-S6, 2.0L, 4cyl	24	21/30	\$1,350	6	T
A-S6, 2.5L, 4cyl	29	25/36	\$1,100	7	SS
<b>Malibu eAssist</b>					
A-S6, 2.4L, 4cyl	29	25/36	\$1,100	7	HEV SS
<b>Sonic 5</b>					
A-S6, 1.4L, 4cyl	31	27/37	\$1,050	8	T
M-6, 1.4L, 4cyl	33	29/40	\$950	8	T
A-S6, 1.8L, 4cyl	28	25/35	\$1,150	7	
M-5, 1.8L, 4cyl	30	26/35	\$1,050	8	
<b>Sonic 5 RS</b>					
A-S6, 1.4L, 4cyl	28	25/33	\$1,150	7	T
M-6, 1.4L, 4cyl	30	27/34	\$1,050	8	T



Manufacturer Model Configuration (trans, eng size, cyl)	MPG		Annual Fuel Cost	GHG Rating	Notes
	Comb	City/Hwy			

## CHRYSLER

### 200

A-4, 2.4L, 4cyl	24	21/30	\$1,350	6	
A-6, 2.4L, 4cyl	24	20/31	\$1,350	6	
A-6, 3.6L, 6cyl	22	19/29	\$1,450	5	Gas
	16	14/21	\$3,050	6	E85

## DODGE

### Avenger

A-4, 2.4L, 4cyl	24	21/30	\$1,350	6	
A-6, 2.4L, 4cyl	24	20/31	\$1,350	6	
A-6, 3.6L, 6cyl	22	19/29	\$1,450	5	Gas
	16	14/21	\$3,050	6	E85

### Challenger

A-5, 3.6L, 6cyl	21	18/27	\$1,700	5	Mid
A-5, 5.7L, 8cyl	18	15/25	\$1,950	4	Mid
M-6, 5.7L, 8cyl	18	15/23	\$2,150	4	P

### Challenger SRT8

A-5, 6.4L, 8cyl	17	14/23	\$2,250	3	P Tax
M-6, 6.4L, 8cyl	17	14/23	\$2,250	3	P Tax

### Dart

AM-6, 1.4L, 4cyl	31	27/37	\$1,250	8	P T
A-6, 2.0L, 4cyl	27	24/34	\$1,200	7	Gas
	19	17/24	\$2,550	7	E85
M-6, 2.0L, 4cyl	29	25/36	\$1,100	7	
A-6, 2.4L, 4cyl	27	23/35	\$1,200	7	
M-6, 2.4L, 4cyl	27	22/35	\$1,200	7	

### Dart Aero

AM-6, 1.4L, 4cyl	32	28/40	\$1,200	8	P T
M-6, 1.4L, 4cyl	32	28/41	\$1,200	8	P T

### Dart GT

A-6, 2.4L, 4cyl	26	22/31	\$1,250	7	
M-6, 2.4L, 4cyl	27	23/33	\$1,200	7	

## FERRARI

### FF

AM-7, 6.3L, 12cyl	13	11/17	\$2,950	1	P Tax PT4WD SS
AM-7, 6.3L, 12cyl	13	11/16	\$2,950	1	P Tax PT4WD

## FORD

### C-MAX Energi Plug-in Hybrid

AV, 2.0L, 4cyl	See page 36				PHEV SS
----------------	-------------	--	--	--	---------

### Fusion AWD

A-S6, 2.0L, 4cyl	25	22/31	\$1,300	6	T
------------------	----	-------	---------	---	---

### Fusion Energi Plug-in Hybrid

AV, 2.0L, 4cyl	See page 36				PHEV SS
----------------	-------------	--	--	--	---------

### Fusion FWD

A-S6, 1.5L, 4cyl	29	25/37	\$1,100	7	T SS
A-S6, 1.5L, 4cyl	28	23/36	\$1,150	7	T
M-6, 1.6L, 4cyl	29	25/37	\$1,100	7	T
A-S6, 2.0L, 4cyl	26	22/33	\$1,250	7	T
A-S6, 2.5L, 4cyl	26	22/34	\$1,250	7	

### Fusion Hybrid FWD

AV, 2.0L, 4cyl	42	44/41	\$750	9	HEV SS
----------------	----	-------	-------	---	--------

Manufacturer Model Configuration (trans, eng size, cyl)	MPG		Annual Fuel Cost	GHG Rating	Notes
	Comb	City/Hwy			

## HONDA

### Accord

AV, 2.4L, 4cyl	30	27/36	\$1,050	8	
AV-S7, 2.4L, 4cyl	29	26/34	\$1,100	7	
M-6, 2.4L, 4cyl	28	24/34	\$1,150	7	
A-6, 3.5L, 6cyl	26	21/34	\$1,250	7	
A-S6, 3.5L, 6cyl	25	21/32	\$1,300	6	
M-6, 3.5L, 6cyl	22	18/28	\$1,450	5	

### Accord Hybrid

AV, 2.0L, 4cyl	47	50/45	\$700	10	HEV SS
----------------	----	-------	-------	----	--------

### Accord Plug-in Hybrid

AV, 2.0L, 4cyl	See page 36				PHEV SS
----------------	-------------	--	--	--	---------

## HYUNDAI

### Elantra

A-6, 1.8L, 4cyl	32	28/38	\$1,000	8	
M-6, 1.8L, 4cyl	31	27/37	\$1,050	8	
A-6, 2.0L, 4cyl	28	24/35	\$1,150	7	
M-6, 2.0L, 4cyl	28	24/34	\$1,150	7	

### Elantra Coupe

A-6, 2.0L, 4cyl	28	24/34	\$1,150	7	
-----------------	----	-------	---------	---	--

### Elantra GT

A-6, 2.0L, 4cyl	27	24/33	\$1,200	7	
M-6, 2.0L, 4cyl	28	24/34	\$1,150	7	

### Elantra Limited

A-6, 1.8L, 4cyl	31	27/37	\$1,050	8	
-----------------	----	-------	---------	---	--

### Sonata Hybrid

AM-6, 2.4L, 4cyl	38	36/40	\$850	9	HEV SS
------------------	----	-------	-------	---	--------

### Sonata Hybrid Limited

AM-6, 2.4L, 4cyl	37	36/40	\$850	9	HEV SS
------------------	----	-------	-------	---	--------

## INFINITI

### Q50

A-S7, 3.7L, 6cyl	23	20/29	\$1,650	6	P
------------------	----	-------	---------	---	---

### Q50 AWD

A-S7, 3.7L, 6cyl	22	19/27	\$1,750	5	P
------------------	----	-------	---------	---	---

### Q50a

A-S7, 3.7L, 6cyl	23	20/30	\$1,650	6	P
------------------	----	-------	---------	---	---

### Q50a AWD

A-S7, 3.7L, 6cyl	22	19/27	\$1,750	5	P
------------------	----	-------	---------	---	---

### Q70

A-S7, 3.7L, 6cyl	21	18/26	\$1,800	5	P
A-S7, 5.6L, 8cyl	19	16/24	\$2,000	4	P

### Q70 AWD

A-S7, 3.7L, 6cyl	20	17/24	\$1,900	5	P
A-S7, 5.6L, 8cyl	18	16/23	\$2,150	4	P

### Q70 Hybrid

A-S7, 3.5L, 6cyl	31	29/34	\$1,250	8	P HEV SS
------------------	----	-------	---------	---	----------

## JAGUAR

### XF

A-S8, 2.0L, 4cyl	23	19/30	\$1,650	6	P T
A-S8, 5.0L, 8cyl	18	15/23	\$2,150	4	P S SS

### XF AWD

A-S8, 3.0L, 6cyl	19	16/26	\$2,000	4	P S SS
------------------	----	-------	---------	---	--------

Manufacturer Model Configuration (trans, eng size, cyl)	MPG		Annual Fuel Cost	GHG Rating	Notes
	Comb	City/Hwy			

### XF FFV

A-S8, 3.0L, 6cyl	21	17/28	\$1,800	5	Gas P S SS
	15	13/19	\$3,250	5	E85
A-S8, 5.0L, 8cyl	18	15/23	\$2,150	4	Gas P S SS
	13	11/17	\$3,750	4	E85

### KIA

#### Forte

A-6, 1.8L, 4cyl	29	25/36	\$1,100	7	
M-6, 1.8L, 4cyl	29	25/37	\$1,100	7	
A-6, 2.0L, 4cyl	28	24/36	\$1,150	7	
M-6, 2.0L, 4cyl	28	24/35	\$1,150	7	

#### Forte Eco

A-6, 1.8L, 4cyl	29	26/35	\$1,100	7	
-----------------	----	-------	---------	---	--

#### Optima

A-6, 2.0L, 4cyl	24	20/31	\$1,350	6	T
A-6, 2.4L, 4cyl	27	23/34	\$1,200	7	

#### Optima Hybrid

AM-6, 2.4L, 4cyl	38	36/40	\$850	9	HEV SS
------------------	----	-------	-------	---	--------

#### Optima Hybrid EX

AM-6, 2.4L, 4cyl	37	35/39	\$850	9	HEV SS
------------------	----	-------	-------	---	--------

### LEXUS

#### ES 300h

AV-S6, 2.5L, 4cyl	40	40/39	\$800	9	HEV SS
-------------------	----	-------	-------	---	--------

#### ES 350

A-S6, 3.5L, 6cyl	24	21/31	\$1,350	6	
------------------	----	-------	---------	---	--

#### GS 350

A-S8, 3.5L, 6cyl	23	19/29	\$1,650	6	P
------------------	----	-------	---------	---	---

#### GS 350 AWD

A-S6, 3.5L, 6cyl	21	19/26	\$1,800	5	P
------------------	----	-------	---------	---	---

#### GS 450h

AV-S8, 3.5L, 6cyl	31	29/34	\$1,250	8	P HEV SS
-------------------	----	-------	---------	---	----------

#### LS 460

A-S8, 4.6L, 8cyl	19	16/24	\$2,000	4	P
------------------	----	-------	---------	---	---

#### LS 460 AWD

A-S8, 4.6L, 8cyl	18	16/23	\$2,150	4	P
------------------	----	-------	---------	---	---

#### LS 460 L

A-S8, 4.6L, 8cyl	19	16/24	\$2,000	4	P
------------------	----	-------	---------	---	---

#### LS 460 L AWD

A-S8, 4.6L, 8cyl	18	16/23	\$2,150	4	P
------------------	----	-------	---------	---	---

#### LS 600h L

AV-S8, 5.0L, 8cyl	20	19/23	\$1,900	5	P HEV SS
-------------------	----	-------	---------	---	----------

### LINCOLN

#### MKZ AWD

A-S6, 2.0L, 4cyl	25	22/31	\$1,300	6	T
A-S6, 3.7L, 6cyl	21	18/26	\$1,550	5	

#### MKZ FWD

A-S6, 2.0L, 4cyl	26	22/33	\$1,250	7	T
A-S6, 3.7L, 6cyl	22	19/28	\$1,450	5	

#### MKZ Hybrid FWD

AV, 2.0L, 4cyl	38	38/37	\$850	9	HEV SS
----------------	----	-------	-------	---	--------

### MASERATI

#### Ghibli V6

A-8, 3.0L, 6cyl	19	15/25	\$2,000	4	P T
-----------------	----	-------	---------	---	-----

16

Manufacturer Model Configuration (trans, eng size, cyl)	MPG		Annual Fuel Cost	GHG Rating	Notes
	Comb	City/Hwy			

### Ghibli V6 AWD

A-8, 3.0L, 6cyl	18	15/25	\$2,150	4	P T
-----------------	----	-------	---------	---	-----

### MAZDA

#### 3 5-Door

A-S6, 2.0L, 4cyl	33	30/40	\$950	8	
M-6, 2.0L, 4cyl	33	29/40	\$950	8	
A-S6, 2.5L, 4cyl	32	28/38	\$1,000	8	i-ELOOP
A-S6, 2.5L, 4cyl	31	27/37	\$1,050	8	

#### 6

A-S6, 2.5L, 4cyl	32	28/40	\$1,000	8	i-ELOOP
A-S6, 2.5L, 4cyl	30	26/38	\$1,050	8	
M-6, 2.5L, 4cyl	29	25/37	\$1,100	7	

### MERCEDES-BENZ

#### B-Class Electric Drive

A-1	84	85/83	\$700	10	EV
-----	----	-------	-------	----	----

#### E250 Bluetec

A-7, 2.1L, 4cyl	33	28/42	\$1,400	7	D T SS
-----------------	----	-------	---------	---	--------

#### E250 Bluetec 4matic

A-7, 2.1L, 4cyl	31	27/38	\$1,500	7	D T SS
-----------------	----	-------	---------	---	--------

#### E350

A-7, 3.5L, 6cyl	24	20/30	\$1,600	6	P PZEV SS
A-7, 3.5L, 6cyl	23	20/29	\$1,650	6	P SS

A-7, 3.5L, 6cyl	23	20/29	\$1,650	6	Gas P SS
	18	15/22	\$2,700	6	E85

#### E350 4matic

A-7, 3.5L, 6cyl	23	20/28	\$1,650	6	P SS
A-7, 3.5L, 6cyl	23	20/28	\$1,650	6	Gas P SS
	18	16/21	\$2,700	6	E85
A-7, 3.5L, 6cyl	22	20/27	\$1,750	5	P PZEV SS

#### E400 Hybrid

A-7, 3.5L, 6cyl	26	24/30	\$1,450	7	P HEV SS
-----------------	----	-------	---------	---	----------

#### E550 4matic

A-7, 4.7L, 8cyl	21	18/24	\$1,800	5	P T SS
-----------------	----	-------	---------	---	--------

#### E63 AMG

A-7, 5.5L, 8cyl	19	16/24	\$2,000	4	P T
-----------------	----	-------	---------	---	-----

#### E63 AMG 4matic

A-7, 5.5L, 8cyl	19	16/23	\$2,000	4	P T SS
-----------------	----	-------	---------	---	--------

#### E63 AMG S

A-7, 5.5L, 8cyl	19	16/24	\$2,000	4	P T
-----------------	----	-------	---------	---	-----

#### E63 AMG S 4matic

A-7, 5.5L, 8cyl	18	15/22	\$2,150	4	P T SS
-----------------	----	-------	---------	---	--------

### NISSAN

#### Altima

AV, 2.5L, 4cyl	31	27/38	\$1,050	8	
AV-S7, 3.5L, 6cyl	25	22/31	\$1,300	6	

#### Leaf

▶ A-1	114	126/101	\$550	10	EV
-------	-----	---------	-------	----	----

#### Maxima

AV-S6, 3.5L, 6cyl	22	19/26	\$1,750	5	P
-------------------	----	-------	---------	---	---

#### Sentra

AV, 1.8L, 4cyl	33	30/39	\$950	8	
AV, 1.8L, 4cyl	34	30/39	\$950	8	
M-6, 1.8L, 4cyl	30	27/36	\$1,050	8	

Manufacturer Model Configuration (trans, eng size, cyl)	MPG		Annual Fuel Cost	GHG Rating	Notes
	Comb	City/Hwy			

### Sentra FE

AV, 1.8L, 4cyl	34	30/40	\$950	8	
----------------	----	-------	-------	---	--

### ROLLS-ROYCE

#### Wraith

A-S8, 6.6L, 12cyl	15	13/21	\$2,550	2	P T Tax
-------------------	----	-------	---------	---	---------

### SUBARU

#### Legacy AWD

AV, 2.5L, 4cyl	27	24/32	\$1,200	7	
M-6, 2.5L, 4cyl	24	21/29	\$1,350	6	
A-S5, 3.6L, 6cyl	20	18/25	\$1,600	5	

### TOYOTA

#### Avalon

A-S6, 3.5L, 6cyl	24	21/31	\$1,350	6	3 Mode
A-S6, 3.5L, 6cyl	25	21/31	\$1,300	6	

#### Avalon Hybrid

AV-S6, 2.5L, 4cyl	40	40/39	\$800	9	HEV SS
-------------------	----	-------	-------	---	--------

#### Camry

A-S6, 2.5L, 4cyl	28	25/35	\$1,150	7	
A-S6, 3.5L, 6cyl	25	21/31	\$1,300	6	

#### Camry Hybrid LE

AV, 2.5L, 4cyl	41	43/39	\$800	9	HEV SS
----------------	----	-------	-------	---	--------

#### Camry Hybrid XLE/SE

AV, 2.5L, 4cyl	40	40/38	\$800	9	HEV SS
----------------	----	-------	-------	---	--------

### Corolla

A-4, 1.8L, 4cyl	31	27/36	\$1,050	8	
AV, 1.8L, 4cyl	32	29/38	\$1,000	8	
AV-S7, 1.8L, 4cyl	32	29/37	\$1,000	8	
M-6, 1.8L, 4cyl	31	28/37	\$1,050	8	

### Corolla LE Eco

AV, 1.8L, 4cyl	35	30/42	\$900	9	
AV, 1.8L, 4cyl	34	30/40	\$950	8	2 mode

### Prius

▶ AV, 1.8L, 4cyl	50	51/48	\$650	10	HEV SS
------------------	----	-------	-------	----	--------

### Prius Plug-in Hybrid

AV, 1.8L, 4cyl	See page 36				PHEV SS
----------------	-------------	--	--	--	---------

### VOLKSWAGEN

#### Passat

A-S6, 1.8L, 4cyl	28	24/34	\$1,150	7	T
M-5, 1.8L, 4cyl	28	24/35	\$1,150	7	T
AM-S6, 2.0L, 4cyl	34	30/40	\$1,350	8	D T
M-6, 2.0L, 4cyl	35	31/43	\$1,300	8	D T
A-S6, 2.5L, 5cyl	25	22/31	\$1,300	6	
M-5, 2.5L, 5cyl	26	22/32	\$1,250	7	
AM-S6, 3.6L, 6cyl	23	20/28	\$1,650	6	P

### VOLVO

#### S80 AWD

A-S6, 3.0L, 6cyl	21	18/25	\$1,550	5	T
------------------	----	-------	---------	---	---

#### S80 FWD

A-S6, 3.2L, 6cyl	23	20/29	\$1,400	6	
------------------	----	-------	---------	---	--

Manufacturer Model Configuration (trans, eng size, cyl)	MPG		Annual Fuel Cost	GHG Rating	Notes
	Comb	City/Hwy			

## LARGE CARS

### AUDI

#### A8 L

A-S8, 3.0L, 6cyl	28	24/36	\$1,650	6	D T SS
A-S8, 3.0L, 6cyl	21	18/28	\$1,800	5	P S SS
A-S8, 4.0L, 8cyl	19	16/26	\$2,000	4	P T SS
A-S8, 6.3L, 12cyl	16	13/21	\$2,400	3	P Tax

### BMW

#### 328i xDrive Gran Turismo

A-S8, 2.0L, 4cyl	26	22/33	\$1,450	7	P T SS
------------------	----	-------	---------	---	--------

#### 335i xDrive Gran Turismo

A-S8, 3.0L, 6cyl	24	20/30	\$1,600	6	P T SS
------------------	----	-------	---------	---	--------

#### 535i Gran Turismo

A-S8, 3.0L, 6cyl	22	19/28	\$1,750	5	P T SS
------------------	----	-------	---------	---	--------

#### 535i xDrive Gran Turismo

A-S8, 3.0L, 6cyl	21	18/26	\$1,800	5	P T SS
------------------	----	-------	---------	---	--------

#### 550i Gran Turismo

A-S8, 4.4L, 8cyl	19	16/25	\$2,000	4	P T SS
------------------	----	-------	---------	---	--------

#### 550i xDrive Gran Turismo

A-S8, 4.4L, 8cyl	19	16/24	\$2,000	4	P T SS
------------------	----	-------	---------	---	--------

#### 740i

A-S8, 3.0L, 6cyl	22	19/29	\$1,750	5	P T SS
------------------	----	-------	---------	---	--------

#### 740Li

A-S8, 3.0L, 6cyl	22	19/29	\$1,750	5	P T SS
------------------	----	-------	---------	---	--------

#### 740Li xDrive

A-S8, 3.0L, 6cyl	22	19/28	\$1,750	5	P T SS
------------------	----	-------	---------	---	--------

#### 750i

A-S8, 4.4L, 8cyl	20	17/25	\$1,900	5	P T SS
------------------	----	-------	---------	---	--------

#### 750i xDrive

A-S8, 4.4L, 8cyl	19	16/24	\$2,000	4	P T SS
------------------	----	-------	---------	---	--------

#### 750Li

A-S8, 4.4L, 8cyl	19	16/25	\$2,000	4	P T SS
------------------	----	-------	---------	---	--------

#### 750Li xDrive

A-S8, 4.4L, 8cyl	19	16/24	\$2,000	4	P T SS
------------------	----	-------	---------	---	--------

#### 760Li

A-S8, 6.0L, 12cyl	15	13/20	\$2,550	2	P T Tax
-------------------	----	-------	---------	---	---------

#### ActiveHybrid 7L

A-S8, 3.0L, 6cyl	25	22/30	\$1,550	6	P T HEV SS
------------------	----	-------	---------	---	------------

#### Alpina B7 LWB

A-S8, 4.4L, 8cyl	19	16/25	\$2,000	4	P T SS
------------------	----	-------	---------	---	--------

#### Alpina B7 LWB xDrive

A-S8, 4.4L, 8cyl	19	16/24	\$2,000	4	P T SS
------------------	----	-------	---------	---	--------

#### Alpina B7 SWB

A-S8, 4.4L, 8cyl	19	16/25	\$2,000	4	P T SS
------------------	----	-------	---------	---	--------

#### Alpina B7 SWB xDrive

A-S8, 4.4L, 8cyl	19	16/24	\$2,000	4	P T SS
------------------	----	-------	---------	---	--------

#### X1 sDrive28i

A-S8, 2.0L, 4cyl	27	23/34	\$1,400	7	P T SS
------------------	----	-------	---------	---	--------

#### X1 xDrive28i

A-S8, 2.0L, 4cyl	26	22/33	\$1,450	7	P T SS
------------------	----	-------	---------	---	--------

Manufacturer Model Configuration (trans, eng size, cyl)	MPG		Annual Fuel Cost	GHG Rating	Notes
	Comb	City/Hwy			

### X1 xDrive35i

A-S6, 3.0L, 6cyl	21	18/27	\$1,800	5	P T
------------------	----	-------	---------	---	-----

### CADILLAC

#### XTS

A-S6, 3.6L, 6cyl	21	18/28	\$1,550	5	
------------------	----	-------	---------	---	--

#### XTS AWD

A-S6, 3.6L, 6cyl	20	17/26	\$1,600	5	
A-S6, 3.6L, 6cyl	19	16/24	\$2,000	4	P T

### CHEVROLET

#### Impala

A-S6, 2.5L, 4cyl	25	21/31	\$1,300	6	
A-S6, 3.6L, 6cyl	22	19/29	\$1,450	5	Gas
	16	14/20	\$3,050	6	E85
A-S6, 3.6L, 6cyl	21	18/28	\$1,550	5	

#### Impala eAssist

A-S6, 2.4L, 4cyl	29	25/35	\$1,100	7	HEV SS
------------------	----	-------	---------	---	--------

#### Impala Limited

A-6, 3.6L, 6cyl	22	18/30	\$1,450	5	Gas
	16	13/22	\$3,050	6	E85

### SS

A-S6, 6.2L, 8cyl	17	14/21	\$1,900	3	Tax
------------------	----	-------	---------	---	-----

### CHRYSLER

#### 300

A-8, 3.6L, 6cyl	23	19/31	\$1,400	6	Gas
	17	14/23	\$2,850	6	E85
A-8, 3.6L, 6cyl	23	19/31	\$1,400	6	
A-5, 5.7L, 8cyl	18	15/25	\$1,950	4	Mid

#### 300 AWD

A-8, 3.6L, 6cyl	21	18/27	\$1,550	5	
A-8, 3.6L, 6cyl	21	18/27	\$1,550	5	Gas
	16	14/20	\$3,050	6	E85
A-5, 5.7L, 8cyl	18	15/23	\$1,950	4	Mid

#### 300 SRT8

A-5, 6.4L, 8cyl	17	14/23	\$2,250	3	P Tax
-----------------	----	-------	---------	---	-------

### DODGE

#### Charger

A-5, 3.6L, 6cyl	21	18/27	\$1,550	5	Gas
	15	13/19	\$3,250	5	E85
A-5, 3.6L, 6cyl	21	18/27	\$1,550	5	
A-8, 3.6L, 6cyl	23	19/31	\$1,400	6	Gas
	17	14/23	\$2,850	6	E85
A-8, 3.6L, 6cyl	23	19/31	\$1,400	6	
A-5, 5.7L, 8cyl	18	15/25	\$1,950	4	Mid

#### Charger AWD

A-8, 3.6L, 6cyl	21	18/27	\$1,550	5	Gas
	16	14/20	\$3,050	6	E85
A-8, 3.6L, 6cyl	21	18/27	\$1,550	5	
A-5, 5.7L, 8cyl	18	15/23	\$1,950	4	Mid

#### Charger SRT8

A-5, 6.4L, 8cyl	17	14/23	\$2,250	3	P Tax
-----------------	----	-------	---------	---	-------

Manufacturer Model Configuration (trans, eng size, cyl)	MPG		Annual Fuel Cost	GHG Rating	Notes
	Comb	City/Hwy			

### FORD

#### C-MAX Hybrid FWD

AV, 2.0L, 4cyl	40	42/37	\$800	9	HEV SS
----------------	----	-------	-------	---	--------

#### Special Service Police FWD

A-6, 2.0L, 4cyl	24	20/30	\$1,350	6	T
-----------------	----	-------	---------	---	---

#### Taurus AWD

A-S6, 3.5L, 6cyl	21	18/26	\$1,550	5	
A-S6, 3.5L, 6cyl	20	17/25	\$1,600	5	T

#### Taurus AWD FFV

A-S6, 3.5L, 6cyl	21	18/26	\$1,550	5	Gas
	15	13/19	\$3,250	5	E85

#### Taurus FWD

A-S6, 2.0L, 4cyl	26	22/32	\$1,250	7	T
A-S6, 3.5L, 6cyl	23	19/29	\$1,400	6	

#### Taurus FWD FFV

A-S6, 3.5L, 6cyl	23	19/29	\$1,400	6	Gas
	16	13/21	\$3,050	6	E85

### HYUNDAI

#### Azera

A-6, 3.3L, 6cyl	23	19/29	\$1,400	6	
-----------------	----	-------	---------	---	--

#### Equus

A-8, 5.0L, 8cyl	18	15/23	\$2,150	4	P
-----------------	----	-------	---------	---	---

#### Genesis

A-8, 3.8L, 6cyl	21	18/27	\$1,550	5	
-----------------	----	-------	---------	---	--

#### Genesis R Spec

A-8, 5.0L, 8cyl	18	15/23	\$2,150	4	P
-----------------	----	-------	---------	---	---

#### Sonata

A-6, 2.0L, 4cyl	25	21/32	\$1,300	6	T
A-6, 2.4L, 4cyl	28	24/35	\$1,150	7	

### JAGUAR

#### XJ

A-S8, 5.0L, 8cyl	18	15/23	\$2,150	4	P S SS
------------------	----	-------	---------	---	--------

#### XJ AWD

A-S8, 3.0L, 6cyl	19	16/24	\$2,000	4	P S SS
------------------	----	-------	---------	---	--------

#### XJ FFV

A-S8, 3.0L, 6cyl	21	18/27	\$1,800	5	Gas P S SS
	14	12/19	\$3,450	5	E85
A-S8, 5.0L, 8cyl	18	15/23	\$2,150	4	Gas P S SS
	13	11/17	\$3,750	4	E85

#### XJL

A-S8, 5.0L, 8cyl	18	15/23	\$2,150	4	P S SS
------------------	----	-------	---------	---	--------

#### XJL AWD

A-S8, 3.0L, 6cyl	19	16/24	\$2,000	4	P S SS
------------------	----	-------	---------	---	--------

#### XJL FFV

A-S8, 3.0L, 6cyl	20	17/27	\$1,900	5	Gas P S SS
	14	11/19	\$3,450	5	E85
A-S8, 5.0L, 8cyl	18	15/23	\$2,150	4	Gas P S SS
	13	11/17	\$3,750	4	E85

Manufacturer Model Configuration (trans, eng size, cyl)	MPG		Annual Fuel Cost	GHG Rating	Notes
	Comb	City/Hwy			

## KIA

### Cadenza

A-6, 3.3L, 6cyl	22	19/28	\$1,450	5	
-----------------	----	-------	---------	---	--

### Forte 5

A-6, 1.6L, 4cyl	24	21/29	\$1,350	6	T
M-6, 1.6L, 4cyl	24	21/29	\$1,350	6	T
A-6, 2.0L, 4cyl	28	24/34	\$1,150	7	
M-6, 2.0L, 4cyl	28	24/34	\$1,150	7	

## LINCOLN

### MKS AWD

A-S6, 3.5L, 6cyl	20	17/25	\$1,600	5	T
A-S6, 3.7L, 6cyl	21	18/26	\$1,550	5	

### MKS FWD

A-S6, 3.7L, 6cyl	22	19/28	\$1,450	5	
------------------	----	-------	---------	---	--

## MASERATI

### Quattroporte GTS

A-8, 3.8L, 8cyl	16	13/22	\$2,400	3	P T Tax
-----------------	----	-------	---------	---	---------

### Quattroporte SQ4 V6

A-8, 3.0L, 6cyl	18	15/24	\$2,150	4	P T
-----------------	----	-------	---------	---	-----

## MERCEDES-BENZ

### S550

A-7, 4.7L, 8cyl	20	17/25	\$1,900	5	P T SS
-----------------	----	-------	---------	---	--------

### S550 4matic

A-7, 4.7L, 8cyl	19	16/26	\$2,000	4	P T SS
-----------------	----	-------	---------	---	--------

### S63 AMG 4matic

A-7, 5.5L, 8cyl	18	15/23	\$2,150	4	P T SS
-----------------	----	-------	---------	---	--------

## PORSCHE

### Panamera

AM-S7, 3.6L, 6cyl	22	18/28	\$1,750	5	P SS
-------------------	----	-------	---------	---	------

### Panamera 4

AM-S7, 3.6L, 6cyl	21	18/27	\$1,800	5	P SS
-------------------	----	-------	---------	---	------

### Panamera 4S

AM-S7, 3.0L, 6cyl	21	17/27	\$1,800	5	P T SS
-------------------	----	-------	---------	---	--------

### Panamera 4S Executive

AM-S7, 3.0L, 6cyl	20	17/26	\$1,900	5	P T SS
-------------------	----	-------	---------	---	--------

### Panamera GTS

AM-S7, 4.8L, 8cyl	19	16/24	\$2,000	4	P SS
-------------------	----	-------	---------	---	------

### Panamera S

AM-S7, 3.0L, 6cyl	21	17/27	\$1,800	5	P T SS
-------------------	----	-------	---------	---	--------

### Panamera S E-Hybrid

AM-S8, 3.0L, 6cyl		See page 36			S PHEV SS
-------------------	--	-------------	--	--	-----------

### Panamera Turbo

AM-S7, 4.8L, 8cyl	18	15/24	\$2,150	4	P T SS
-------------------	----	-------	---------	---	--------

### Panamera Turbo Executive

AM-S7, 4.8L, 8cyl	18	15/24	\$2,150	4	P T SS
-------------------	----	-------	---------	---	--------

### Panamera Turbo S

AM-S7, 4.8L, 8cyl	18	15/24	\$2,150	4	P T SS
-------------------	----	-------	---------	---	--------

### Panamera Turbo S Executive

AM-S7, 4.8L, 8cyl	18	15/24	\$2,150	4	P T SS
-------------------	----	-------	---------	---	--------

## ROLLS-ROYCE

### Ghost

A-S8, 6.6L, 12cyl	15	13/21	\$2,550	2	P T Tax
-------------------	----	-------	---------	---	---------

Manufacturer Model Configuration (trans, eng size, cyl)	MPG		Annual Fuel Cost	GHG Rating	Notes
	Comb	City/Hwy			

### Ghost EWB

A-S8, 6.6L, 12cyl	15	13/21	\$2,550	2	P T Tax
-------------------	----	-------	---------	---	---------

### Phantom

A-S8, 6.7L, 12cyl	14	11/19	\$2,750	2	P Tax
-------------------	----	-------	---------	---	-------

### Phantom EWB

A-S8, 6.7L, 12cyl	14	11/19	\$2,750	2	P Tax
-------------------	----	-------	---------	---	-------

## TESLA

### Model S (60 kW-hr battery pack)

A-1	95	94/97	\$650	10	EV
-----	----	-------	-------	----	----

### Model S (85 kW-hr battery pack)

A-1	89	88/90	\$700	10	EV
-----	----	-------	-------	----	----

### Model S AWD (85 kW-hr battery pack)

A-1	89	86/94	\$700	10	EV
-----	----	-------	-------	----	----

## SMALL STATION WAGONS

## ACURA

### TSX Wagon

A-S5, 2.4L, 4cyl	25	22/30	\$1,550	6	P
------------------	----	-------	---------	---	---

## AUDI

### allroad quattro

A-S8, 2.0L, 4cyl	23	20/27	\$1,650	6	Gas P T
	15	14/18	\$3,250	5	E85

## BMW

### 328d xDrive Sports Wagon

A-S8, 2.0L, 4cyl	35	31/43	\$1,300	8	D T
------------------	----	-------	---------	---	-----

### 328i xDrive Sports Wagon

A-S8, 2.0L, 4cyl	26	22/33	\$1,450	7	P T SS
------------------	----	-------	---------	---	--------

## CADILLAC

### CTS Wagon

A-S6, 3.0L, 6cyl	21	18/26	\$1,550	5	
A-S6, 3.6L, 6cyl	21	18/26	\$1,550	5	
A-S6, 6.2L, 8cyl	14	12/18	\$2,750	2	P S Tax
M-6, 6.2L, 8cyl	16	14/19	\$2,400	3	P S Tax

### CTS Wagon AWD

A-S6, 3.0L, 6cyl	21	18/26	\$1,550	5	
A-S6, 3.6L, 6cyl	21	18/26	\$1,550	5	

## FIAT

### 500 L

A-6, 1.4L, 4cyl	27	24/33	\$1,400	7	P T
M-6, 1.4L, 4cyl	28	25/33	\$1,350	7	P T

## HONDA

### Fit EV

A-1	118	132/105	\$500	10	EV
-----	-----	---------	-------	----	----

## INFINITI

### QX50

A-S7, 3.7L, 6cyl	20	17/25	\$1,900	5	P
------------------	----	-------	---------	---	---

### QX50 AWD

A-S7, 3.7L, 6cyl	20	17/24	\$1,900	5	P
------------------	----	-------	---------	---	---

Manufacturer Model Configuration (trans, eng size, cyl)	MPG		Annual Fuel Cost	GHG Rating	Notes
	Comb	City/Hwy			

## KIA

### Soul

A-6, 1.6L, 4cyl	26	24/30	\$1,250	7	
M-6, 1.6L, 4cyl	26	24/30	\$1,250	7	
A-6, 2.0L, 4cyl	26	23/31	\$1,250	7	

### Soul ECO dynamics

A-6, 2.0L, 4cyl	27	24/31	\$1,200	7	
-----------------	----	-------	---------	---	--

## MINISUBISHI

### Lancer Sportback

AV-S6, 2.0L, 4cyl	27	24/32	\$1,200	7	
AV-S6, 2.4L, 4cyl	25	22/29	\$1,300	6	

## NISSAN

### Cube

AV, 1.8L, 4cyl	28	27/31	\$1,150	7	
M-6, 1.8L, 4cyl	27	25/30	\$1,200	7	

### Juke

AV-S6, 1.6L, 4cyl	29	27/32	\$1,300	7	PT
M-6, 1.6L, 4cyl	27	25/31	\$1,400	7	PT

### Juke AWD

AV-S6, 1.6L, 4cyl	27	25/30	\$1,400	7	PT
-------------------	----	-------	---------	---	----

## SCION

### xB

A-S4, 2.4L, 4cyl	24	22/28	\$1,350	6	
M-5, 2.4L, 4cyl	24	22/28	\$1,350	6	

## SUBARU

### Impreza Wagon AWD

AV, 2.0L, 4cyl	30	27/36	\$1,050	8	
M-5, 2.0L, 4cyl	28	25/33	\$1,150	7	
M-5, 2.5L, 4cyl	21	19/25	\$1,800	5	PT
M-6, 2.5L, 4cyl	19	17/23	\$2,000	4	PT

## VOLKSWAGEN

### Jetta SportWagen

AM-S6, 2.0L, 4cyl	33	29/39	\$1,400	7	DT
M-6, 2.0L, 4cyl	34	30/42	\$1,350	8	DT
A-S6, 2.5L, 5cyl	26	23/30	\$1,250	7	
M-5, 2.5L, 5cyl	26	23/33	\$1,250	7	

## MIDSIZE STATION WAGONS

## MERCEDES-BENZ

### E350 4matic (wagon)

A-7, 3.5L, 6cyl	22	20/27	\$1,750	5	P SS
-----------------	----	-------	---------	---	------

### E63 AMG 4matic (wagon)

A-7, 5.5L, 8cyl	17	15/21	\$2,250	3	PT SS
-----------------	----	-------	---------	---	-------

### E63 AMG S 4matic (wagon)

A-7, 5.5L, 8cyl	18	15/21	\$2,150	4	PT SS
-----------------	----	-------	---------	---	-------

## TOYOTA

### Prius v

▶ AV, 1.8L, 4cyl	42	44/40	\$750	9	HEV SS
------------------	----	-------	-------	---	--------

Manufacturer Model Configuration (trans, eng size, cyl)	MPG		Annual Fuel Cost	GHG Rating	Notes
	Comb	City/Hwy			

## SMALL PICKUP TRUCKS 2WD

## NISSAN

### Frontier 2WD

A-5, 2.5L, 4cyl	19	17/23	\$1,700	4	
M-5, 2.5L, 4cyl	21	19/23	\$1,550	5	
A-5, 4.0L, 6cyl	18	16/22	\$1,800	4	
M-6, 4.0L, 6cyl	19	16/22	\$1,700	4	

## TOYOTA

### Tacoma 2WD

A-4, 2.7L, 4cyl	21	19/24	\$1,550	5	
▶ M-5, 2.7L, 4cyl	23	21/25	\$1,400	6	
A-5, 4.0L, 6cyl	19	17/21	\$1,700	4	
M-6, 4.0L, 6cyl	18	16/21	\$1,800	4	

## SMALL PICKUP TRUCKS 4WD

## NISSAN

### Frontier 4WD

A-5, 4.0L, 6cyl	17	15/21	\$1,900	3	
M-6, 4.0L, 6cyl	18	16/21	\$1,800	4	

## TOYOTA

### Tacoma 4WD

A-4, 2.7L, 4cyl	19	18/21	\$1,700	4	PT4WD
M-5, 2.7L, 4cyl	19	18/21	\$1,700	4	PT4WD
A-5, 4.0L, 6cyl	18	16/21	\$1,800	4	PT4WD
M-6, 4.0L, 6cyl	17	16/19	\$1,900	3	PT4WD

## STANDARD PICKUP TRUCKS 2WD

## CHEVROLET

### Silverado C15 2WD

A-6, 4.3L, 6cyl	20	18/24	\$1,600	5	Gas
	14	12/16	\$3,450	4	E85
A-6, 5.3L, 8cyl	19	16/23	\$1,700	4	Gas
	14	12/17	\$3,450	5	E85
A-6, 6.2L, 8cyl	17	15/21	\$1,900	3	

## FORD

### F150 Pickup 2WD

A-6, 3.5L, 6cyl	18	16/22	\$1,800	4	T
A-S6, 3.5L, 6cyl	18	16/22	\$1,800	4	T
A-S6, 6.2L, 8cyl	15	13/18	\$2,150	2	

### F150 Pickup 2WD FFV

A-6, 3.7L, 6cyl	19	17/23	\$1,700	4	Gas
	14	12/17	\$3,450	5	E85
A-S6, 3.7L, 6cyl	19	17/23	\$1,700	4	Gas
	14	12/17	\$3,450	5	E85
A-6, 5.0L, 8cyl	17	15/21	\$1,900	3	Gas
	13	11/15	\$3,750	4	E85
A-S6, 5.0L, 8cyl	17	15/21	\$1,900	3	Gas
	13	11/15	\$3,750	4	E85

Manufacturer Model Configuration (trans, eng size, cyl)	MPG		Annual Fuel Cost	GHG Rating	Notes
	Comb	City/Hwy			

### GMC

#### Sierra C15 2WD

A-6, 4.3L, 6cyl	20	18/24	\$1,600	5	Gas
	14	12/16	\$3,450	4	E85
A-6, 5.3L, 8cyl	19	16/23	\$1,700	4	Gas
	14	12/17	\$3,450	5	E85
A-6, 6.2L, 8cyl	17	15/21	\$1,900	3	

### NISSAN

#### Titan 2WD

A-5, 5.6L, 8cyl	15	13/18	\$2,150	2	Gas
	11	9/13	\$4,400	2	E85
A-5, 5.6L, 8cyl	15	13/18	\$2,150	2	

### RAM

#### 1500 2WD

▶ A-8, 3.0L, 6cyl	23	20/28	\$2,000	5	D T
A-8, 3.6L, 6cyl	20	17/25	\$1,600	5	
A-8, 3.6L, 6cyl	20	17/25	\$1,600	5	Gas
	14	12/17	\$3,450	5	E85
A-6, 5.7L, 8cyl	16	14/20	\$2,200	3	Mid
A-8, 5.7L, 8cyl	17	15/22	\$2,100	3	Mid

#### 1500 HFE 2WD

A-8, 3.6L, 6cyl	21	18/25	\$1,550	5	SS
-----------------	----	-------	---------	---	----

### ROUSH PERFORMANCE

#### F150 Pickup 2WD

A-S6, 5.0L, 8cyl	13	12/15	\$2,950	1	P S
A-S6, 6.2L, 8cyl	11	10/12	\$3,500	1	P S

### TOYOTA

#### Tundra 2WD

A-S5, 4.0L, 6cyl	17	16/20	\$1,900	3	
A-S6, 4.6L, 8cyl	16	15/19	\$2,000	3	
A-S6, 5.7L, 8cyl	15	13/18	\$2,150	2	

## STANDARD PICKUP TRUCKS 4WD

### CHEVROLET

#### Silverado K15 4WD

A-6, 4.3L, 6cyl	19	17/22	\$1,700	4	Gas
	13	12/15	\$3,750	4	E85
A-6, 5.3L, 8cyl	18	16/22	\$1,800	4	Gas
	13	12/16	\$3,750	4	E85
A-6, 6.2L, 8cyl	17	14/20	\$1,900	3	

### FORD

#### F150 Pickup 4WD

A-6, 3.5L, 6cyl	17	15/21	\$1,900	3	T PT4WD
A-S6, 3.5L, 6cyl	17	15/21	\$1,900	3	T PT4WD
A-S6, 6.2L, 8cyl	13	12/16	\$2,450	1	PT4WD

Manufacturer Model Configuration (trans, eng size, cyl)	MPG		Annual Fuel Cost	GHG Rating	Notes
	Comb	City/Hwy			

#### F150 Pickup 4WD FFV

A-6, 3.7L, 6cyl	18	16/21	\$1,800	4	Gas PT4WD
	13	11/15	\$3,750	4	E85
A-S6, 3.7L, 6cyl	18	16/21	\$1,800	4	Gas PT4WD
	13	11/15	\$3,750	4	E85
A-6, 5.0L, 8cyl	16	14/19	\$2,000	3	Gas PT4WD
	12	10/14	\$4,050	3	E85
A-S6, 5.0L, 8cyl	16	14/19	\$2,000	3	Gas PT4WD
	12	10/14	\$4,050	3	E85

#### F150 Raptor Pickup 4WD

A-S6, 6.2L, 8cyl	13	11/16	\$2,450	1	PT4WD
------------------	----	-------	---------	---	-------

### GMC

#### Sierra K15 4WD

A-6, 4.3L, 6cyl	19	17/22	\$1,700	4	Gas
	13	12/15	\$3,750	4	E85
A-6, 5.3L, 8cyl	18	16/22	\$1,800	4	Gas
	13	12/16	\$3,750	4	E85
A-6, 6.2L, 8cyl	17	14/20	\$1,900	3	

### HONDA

#### Ridgeline Truck 4WD

A-5, 3.5L, 6cyl	17	15/21	\$1,900	3	
-----------------	----	-------	---------	---	--

### NISSAN

#### Titan 4WD

A-5, 5.6L, 8cyl	14	12/17	\$2,300	2	
A-5, 5.6L, 8cyl	14	12/17	\$2,300	2	Gas
	10	9/12	\$4,850	2	E85

### RAM

#### 1500 4WD

A-8, 3.0L, 6cyl	22	19/27	\$2,100	4	D T
A-8, 3.6L, 6cyl	19	16/23	\$1,700	4	Gas
	13	11/16	\$3,750	4	E85
A-8, 3.6L, 6cyl	19	16/23	\$1,700	4	
A-6, 5.7L, 8cyl	15	13/19	\$2,350	2	Mid
A-8, 5.7L, 8cyl	17	15/21	\$2,100	3	Mid

### ROUSH PERFORMANCE

#### F150 Pickup 4WD

A-S6, 5.0L, 8cyl	13	12/15	\$2,950	1	P S
A-S6, 6.2L, 8cyl	11	10/12	\$3,500	1	P S PT4WD

#### F150 Raptor Pickup 4WD

A-S6, 6.2L, 8cyl	11	10/12	\$3,500	1	P S PT4WD
------------------	----	-------	---------	---	-----------

### TOYOTA

#### Tundra 4WD

A-S6, 4.6L, 8cyl	16	14/18	\$2,000	3	PT4WD
A-S6, 5.7L, 8cyl	15	13/17	\$2,150	2	PT4WD

#### Tundra 4WD FFV

A-S6, 5.7L, 8cyl	15	13/17	\$2,150	2	Gas PT4WD
	11	9/12	\$4,400	2	E85

Manufacturer Model Configuration (trans, eng size, cyl)	MPG		Annual Fuel Cost	GHG Rating	Notes
	Comb	City/Hwy			

## VANS, CARGO TYPE

### CHEVROLET

#### Express 1500 2WD Cargo

▶ A-4, 4.3L, 6cyl	16	14/19	\$2,000	3	
A-4, 5.3L, 8cyl	15	13/18	\$2,150	2	Gas
	11	10/13	\$4,400	3	E85

#### Express 1500 2WD Conversion Cargo

A-4, 5.3L, 8cyl	14	13/17	\$2,300	2	Gas
	11	10/13	\$4,400	2	E85

#### Express 1500 AWD Cargo

A-4, 5.3L, 8cyl	14	13/17	\$2,300	2	Gas
	11	10/12	\$4,400	3	E85

#### Express 1500 AWD Conversion Cargo

A-4, 5.3L, 8cyl	14	13/17	\$2,300	2	Gas SS
	10	9/12	\$4,850	2	E85

#### Express 2500 2WD Conversion Cargo

A-6, 6.0L, 8cyl	12	10/15	\$2,650	1	Gas
	9	7/11	\$5,400	1	E85

### FORD

#### E150 Van FFV

A-4, 4.6L, 8cyl	15	13/16	\$2,150	2	Gas
	11	10/12	\$4,400	2	E85
A-4, 5.4L, 8cyl	14	12/16	\$2,300	2	Gas
	10	9/12	\$4,850	2	E85

#### E250 Van FFV

A-4, 4.6L, 8cyl	15	13/16	\$2,150	2	Gas
	11	10/12	\$4,400	2	E85
A-4, 5.4L, 8cyl	14	12/16	\$2,300	2	Gas
	10	9/12	\$4,850	2	E85

#### E350 Van

A-5, 6.8L, 10cyl	12	10/14	\$2,650	1	
------------------	----	-------	---------	---	--

#### E350 Van FFV

A-4, 5.4L, 8cyl	13	12/16	\$2,450	1	Gas
	10	9/12	\$4,850	2	E85

### GMC

#### Savana 1500 AWD (cargo)

A-4, 5.3L, 8cyl	14	13/17	\$2,300	2	Gas
	11	10/12	\$4,400	3	E85

#### Savana 1500 AWD Conversion (cargo)

A-4, 5.3L, 8cyl	14	13/17	\$2,300	2	Gas
	10	9/12	\$4,850	2	E85

#### Savana 1500 2WD (cargo)

▶ A-4, 4.3L, 6cyl	16	14/19	\$2,000	3	
A-4, 5.3L, 8cyl	15	13/18	\$2,150	2	Gas
	11	10/13	\$4,400	3	E85

Manufacturer Model Configuration (trans, eng size, cyl)	MPG		Annual Fuel Cost	GHG Rating	Notes
	Comb	City/Hwy			

## Savana 1500 2WD Conversion (cargo)

A-4, 5.3L, 8cyl	14	13/17	\$2,300	2	Gas SS
	11	10/13	\$4,400	2	E85

## Savana 2500 2WD Conversion (cargo)

A-6, 6.0L, 8cyl	12	10/15	\$2,650	1	Gas
	9	7/11	\$5,400	1	E85

## VANS, PASSENGER TYPE

### CHEVROLET

#### Express 1500 2WD Passenger

▶ A-4, 5.3L, 8cyl	14	13/17	\$2,300	2	Gas
	11	10/13	\$4,400	2	E85

#### Express 1500 AWD Passenger

▶ A-4, 5.3L, 8cyl	14	13/17	\$2,300	2	Gas SS
	10	9/12	\$4,850	2	E85

#### Express 2500 2WD Passenger

A-6, 4.8L, 8cyl	13	11/17	\$2,450	1	SS
A-6, 6.0L, 8cyl	13	11/16	\$2,450	1	Gas
	9	8/11	\$5,400	1	E85

#### Express 3500 2WD Passenger

A-6, 4.8L, 8cyl	13	11/17	\$2,450	1	SS
A-6, 6.0L, 8cyl	12	11/16	\$2,650	1	Gas
	9	8/11	\$5,400	1	E85

### FORD

#### E150 Wagon FFV

▶ A-4, 4.6L, 8cyl	14	13/16	\$2,300	2	Gas
	10	9/12	\$4,850	2	E85
A-4, 5.4L, 8cyl	13	12/16	\$2,450	1	Gas
	10	9/12	\$4,850	2	E85

#### E350 Wagon

A-5, 6.8L, 10cyl	11	10/13	\$2,900	1	
------------------	----	-------	---------	---	--

#### E350 Wagon FFV

A-4, 5.4L, 8cyl	13	11/15	\$2,450	1	Gas
	10	9/11	\$4,850	2	E85

### GMC

#### Savana 1500 2WD (Passenger)

▶ A-4, 5.3L, 8cyl	14	13/17	\$2,300	2	Gas
	11	10/13	\$4,400	2	E85

#### Savana 1500 AWD (Passenger)

▶ A-4, 5.3L, 8cyl	14	13/17	\$2,300	2	Gas
	10	9/12	\$4,850	2	E85

#### Savana 2500 2WD (Passenger)

A-6, 4.8L, 8cyl	13	11/17	\$2,450	1	
A-6, 6.0L, 8cyl	13	11/16	\$2,450	1	Gas
	9	8/11	\$5,400	1	E85



Manufacturer Model Configuration (trans, eng size, cyl)	MPG		Annual Fuel Cost	GHG Rating	Notes
	Comb	City/Hwy			

### Savana 3500 2WD (Passenger)

A-6, 4.8L, 8cyl	13	11/17	\$2,450	1	
A-6, 6.0L, 8cyl	12	11/16	\$2,650	1	Gas
	9	8/11	\$5,400	1	E85

### SPECIAL PURPOSE VEHICLES 2WD

#### CADILLAC

##### XTS Hearse

A-S6, 3.6L, 6cyl	17	15/21	\$1,900	3	Tax
------------------	----	-------	---------	---	-----

##### XTS Limo

A-S6, 3.6L, 6cyl	17	15/21	\$1,900	3	Tax
------------------	----	-------	---------	---	-----

#### FORD

##### Transit Connect Van 2WD

▶ A-S6, 1.6L, 4cyl	25	22/30	\$1,300	6	T
A-S6, 2.5L, 4cyl	24	21/29	\$1,350	6	

##### Transit Connect Wagon FWD

▶ A-S6, 1.6L, 4cyl	25	22/29	\$1,300	6	T
A-S6, 2.5L, 4cyl	23	20/28	\$1,400	6	

##### Transit Connect Wagon LWB FWD

A-S6, 2.5L, 4cyl	23	20/28	\$1,400	6	
------------------	----	-------	---------	---	--

#### LINCOLN

##### MKT Livery FWD

A-S6, 2.0L, 4cyl	23	20/28	\$1,400	6	T
------------------	----	-------	---------	---	---

#### MOBILITY VENTURES LLC

##### MV-1

A-4, 4.6L, 8cyl	15	13/18	\$2,150	2	
-----------------	----	-------	---------	---	--

##### MV-1 CNG

A-4, 4.6L, 8cyl	13	12/16	\$2,500	4	CNG
-----------------	----	-------	---------	---	-----

#### NISSAN

##### NV200 Cargo Van

AV, 2.0L, 4cyl	24	24/25	\$1,350	6	
----------------	----	-------	---------	---	--

### SPECIAL PURPOSE VEHICLES 4WD

#### LINCOLN

##### MKT Livery AWD

A-6, 3.7L, 6cyl	19	17/24	\$1,700	4	
-----------------	----	-------	---------	---	--

### MINIVANS 2WD

#### CHRYSLER

##### Town and Country

A-6, 3.6L, 6cyl	20	17/25	\$1,600	5	Gas
	14	12/18	\$3,450	5	E85
A-6, 3.6L, 6cyl	20	17/25	\$1,600	5	

#### DODGE

##### Grand Caravan

A-6, 3.6L, 6cyl	20	17/25	\$1,600	5	Gas
	14	12/18	\$3,450	5	E85
A-6, 3.6L, 6cyl	20	17/25	\$1,600	5	

#### HONDA

##### Odyssey

A-6, 3.5L, 6cyl	22	19/28	\$1,450	5	
-----------------	----	-------	---------	---	--

Manufacturer Model Configuration (trans, eng size, cyl)	MPG		Annual Fuel Cost	GHG Rating	Notes
	Comb	City/Hwy			

#### KIA

##### Sedona

A-6, 3.5L, 6cyl	20	17/24	\$1,600	5	
-----------------	----	-------	---------	---	--

#### MAZDA

##### 5

▶ A-S5, 2.5L, 4cyl	24	22/28	\$1,350	6	
▶ M-6, 2.5L, 4cyl	24	21/28	\$1,350	6	

#### NISSAN

##### Quest

AV, 3.5L, 6cyl	21	19/25	\$1,550	5	
----------------	----	-------	---------	---	--

#### RAM

##### C/V

A-6, 3.6L, 6cyl	21	18/26	\$1,550	5	
A-6, 3.6L, 6cyl	21	18/26	\$1,550	5	Gas
	15	13/18	\$3,250	5	E85

#### TOYOTA

##### Sienna 2WD

A-S6, 3.5L, 6cyl	21	18/25	\$1,550	5	
------------------	----	-------	---------	---	--

#### VOLKSWAGEN

##### Routan

A-6, 3.6L, 6cyl	20	17/25	\$1,600	5	Gas
	14	12/18	\$3,450	5	E85

### MINIVANS 4WD

#### TOYOTA

##### Sienna AWD

A-S6, 3.5L, 6cyl	19	16/23	\$1,700	4	
------------------	----	-------	---------	---	--

### SMALL SPORT UTILITY VEHICLES 2WD

#### ACURA

##### MDX 2WD

A-S6, 3.5L, 6cyl	23	20/28	\$1,650	6	P
------------------	----	-------	---------	---	---

##### RDX 2WD

A-S6, 3.5L, 6cyl	23	20/28	\$1,650	6	P
------------------	----	-------	---------	---	---

#### BUICK

##### Encore

A-S6, 1.4L, 4cyl	28	25/33	\$1,150	7	T
------------------	----	-------	---------	---	---

#### BYD

##### e6

A-1	63	61/65	\$950	10	EV
-----	----	-------	-------	----	----

#### CHEVROLET

##### Captiva FWD

A-6, 2.4L, 4cyl	23	20/28	\$1,400	6	Gas
	18	15/22	\$2,700	6	E85
A-6, 3.0L, 6cyl	19	17/24	\$1,700	4	Gas
	14	12/17	\$3,450	5	E85

Manufacturer Model Configuration (trans, eng size, cyl)	MPG		Annual Fuel Cost	GHG Rating	Notes
	Comb	City/Hwy			

### Equinox FWD

A-6, 2.4L, 4cyl	26	22/32	\$1,250	7	Gas
	18	15/22	\$2,700	6	E85
A-6, 2.4L, 4cyl	26	22/32	\$1,250	7	
A-6, 3.6L, 6cyl	20	17/24	\$1,600	5	
A-6, 3.6L, 6cyl	20	17/24	\$1,600	5	Gas
	16	13/22	\$3,050	6	E85

### DODGE

#### Journey FWD

A-4, 2.4L, 4cyl	21	19/26	\$1,550	5	
A-6, 3.6L, 6cyl	19	17/25	\$1,700	4	Gas
	14	12/18	\$3,450	5	E85

### FORD

#### Edge FWD

A-6, 2.0L, 4cyl	24	21/30	\$1,350	6	T
A-S6, 3.5L, 6cyl	22	19/27	\$1,450	5	
A-S6, 3.7L, 6cyl	21	18/26	\$1,550	5	

#### Escape FWD

A-S6, 1.6L, 4cyl	26	23/32	\$1,250	7	T
A-S6, 2.0L, 4cyl	25	22/30	\$1,300	6	T
A-S6, 2.5L, 4cyl	25	22/31	\$1,300	6	

### GMC

#### Terrain FWD

A-6, 2.4L, 4cyl	26	22/32	\$1,250	7	Gas
	18	15/22	\$2,700	6	E85
A-6, 2.4L, 4cyl	26	22/32	\$1,250	7	
A-6, 3.6L, 6cyl	20	17/24	\$1,600	5	Gas
	16	13/22	\$3,050	6	E85
A-6, 3.6L, 6cyl	20	17/24	\$1,600	5	

### HONDA

#### CR-V 2WD

A-5, 2.4L, 4cyl	26	23/31	\$1,250	7	
-----------------	----	-------	---------	---	--

#### Crosstour 2WD

A-5, 2.4L, 4cyl	25	22/31	\$1,300	6	
A-S6, 3.5L, 6cyl	23	20/30	\$1,400	6	

#### Pilot 2WD

A-5, 3.5L, 6cyl	21	18/25	\$1,550	5	
-----------------	----	-------	---------	---	--

### HYUNDAI

#### Santa Fe 2WD

A-6, 3.3L, 6cyl	21	18/25	\$1,550	5	
-----------------	----	-------	---------	---	--

#### Santa Fe Sport 2WD

A-6, 2.0L, 4cyl	22	19/27	\$1,450	5	T
A-6, 2.4L, 4cyl	23	20/27	\$1,400	6	

#### Santa Fe Ultimate 2WD

A-6, 3.3L, 6cyl	20	17/23	\$1,600	5	
-----------------	----	-------	---------	---	--

#### Tucson 2WD

A-6, 2.0L, 4cyl	25	23/29	\$1,300	6	
A-6, 2.4L, 4cyl	24	21/28	\$1,350	6	

### INFINITI

#### QX60 FWD

AV-S7, 3.5L, 6cyl	22	20/26	\$1,750	5	P
-------------------	----	-------	---------	---	---

Manufacturer Model Configuration (trans, eng size, cyl)	MPG		Annual Fuel Cost	GHG Rating	Notes
	Comb	City/Hwy			

### QX70 RWD

A-S7, 3.7L, 6cyl	19	17/24	\$2,000	4	P
------------------	----	-------	---------	---	---

### JEEP

#### Cherokee FWD

A-9, 2.4L, 4cyl	25	22/31	\$1,300	6	
A-9, 3.2L, 6cyl	22	19/28	\$1,450	5	

#### Compass FWD

A-6, 2.0L, 4cyl	24	21/28	\$1,350	6	
AV, 2.0L, 4cyl	24	22/27	\$1,350	6	
M-5, 2.0L, 4cyl	26	23/30	\$1,250	7	
A-6, 2.4L, 4cyl	24	21/28	\$1,350	6	
M-5, 2.4L, 4cyl	25	23/28	\$1,300	6	

#### Patriot FWD

A-6, 2.0L, 4cyl	24	21/28	\$1,350	6	
AV, 2.0L, 4cyl	24	22/27	\$1,350	6	
M-5, 2.0L, 4cyl	26	23/30	\$1,250	7	
A-6, 2.4L, 4cyl	24	21/28	\$1,350	6	
M-5, 2.4L, 4cyl	25	23/28	\$1,300	6	

### KIA

#### Sorento 2WD

A-6, 2.4L, 4cyl	22	20/26	\$1,450	5	
M-6, 2.4L, 4cyl	21	19/27	\$1,550	5	
A-6, 3.3L, 6cyl	21	18/25	\$1,550	5	

#### Sportage 2WD

A-6, 2.0L, 4cyl	23	20/26	\$1,400	6	T
A-6, 2.4L, 4cyl	24	21/28	\$1,350	6	

### LEXUS

#### RX 350

A-S6, 3.5L, 6cyl	21	18/25	\$1,550	5	
------------------	----	-------	---------	---	--

#### RX 450h

AV-S6, 3.5L, 6cyl	30	32/28	\$1,250	8	P HEV SS
-------------------	----	-------	---------	---	----------

### LINCOLN

#### MKX FWD

A-S6, 3.7L, 6cyl	21	18/26	\$1,550	5	
------------------	----	-------	---------	---	--

### MAZDA

#### CX-5 2WD

A-S6, 2.0L, 4cyl	29	26/32	\$1,100	7	
M-6, 2.0L, 4cyl	29	26/35	\$1,100	7	
A-S6, 2.5L, 4cyl	27	25/32	\$1,200	7	

#### CX-9 2WD

A-S6, 3.7L, 6cyl	19	17/24	\$1,700	4	
------------------	----	-------	---------	---	--

### MERCEDES-BENZ

#### GLK350

A-7, 3.5L, 6cyl	22	19/26	\$1,750	5	P PZEV SS
A-7, 3.5L, 6cyl	21	19/25	\$1,800	5	P SS

### MITSUBISHI

#### Outlander 2WD

AV-S6, 2.4L, 4cyl	27	25/31	\$1,200	7	
-------------------	----	-------	---------	---	--

#### Outlander Sport 2WD

AV-S6, 2.0L, 4cyl	27	24/31	\$1,200	7	
M-5, 2.0L, 4cyl	26	24/30	\$1,250	7	

### NISSAN

#### Murano FWD

AV, 3.5L, 6cyl	20	18/24	\$1,600	5	
----------------	----	-------	---------	---	--

Manufacturer Model Configuration (trans, eng size, cyl)	MPG		Annual Fuel Cost	GHG Rating	Notes
	Comb	City/Hwy			
<b>Pathfinder 2WD</b>					
AV, 3.5L, 6cyl	22	20/26	\$1,450	5	
<b>Rogue FWD</b>					
AV, 2.5L, 4cyl	28	26/33	\$1,150	7	
<b>Rogue Select FWD</b>					
AV, 2.5L, 4cyl	25	23/28	\$1,300	6	
<b>Xterra 2WD</b>					
A-5, 4.0L, 6cyl	18	16/22	\$1,800	4	
<b>TOYOTA</b>					
<b>FJ Cruiser 2WD</b>					
A-5, 4.0L, 6cyl	18	16/20	\$1,800	4	
<b>Highlander 2WD</b>					
A-S6, 2.7L, 4cyl	22	20/25	\$1,450	5	
A-S6, 3.5L, 6cyl	21	19/25	\$1,550	5	
<b>RAV4</b>					
A-S6, 2.5L, 4cyl	26	24/31	\$1,250	7	
<b>RAV4 EV</b>					
▶ AV	76	78/74	\$800	10	EV
<b>Venza</b>					
A-S6, 2.7L, 4cyl	23	20/26	\$1,400	6	
A-S6, 3.5L, 6cyl	22	19/26	\$1,450	5	
<b>VOLKSWAGEN</b>					
<b>Tiguan</b>					
A-S6, 2.0L, 4cyl	23	21/26	\$1,650	6	PT
M-6, 2.0L, 4cyl	21	18/26	\$1,800	5	PT
<b>VOLVO</b>					
<b>XC60 FWD</b>					
A-S6, 3.2L, 6cyl	21	18/26	\$1,550	5	
<b>XC70 FWD</b>					
A-S6, 3.2L, 6cyl	21	18/26	\$1,550	5	
<b>SMALL SPORT UTILITY VEHICLES 4WD</b>					
<b>ACURA</b>					
<b>MDX 4WD</b>					
A-S6, 3.5L, 6cyl	21	18/27	\$1,800	5	P
<b>RDX 4WD</b>					
A-S6, 3.5L, 6cyl	22	19/27	\$1,750	5	P
<b>AUDI</b>					
<b>Q5</b>					
A-S8, 2.0L, 4cyl	23	20/28	\$1,650	6	Gas P T
	16	14/19	\$3,050	6	E85
A-S8, 3.0L, 6cyl	27	24/31	\$1,700	6	D T SS
A-S8, 3.0L, 6cyl	21	18/26	\$1,800	5	P S
<b>Q5 Hybrid</b>					
A-S8, 2.0L, 4cyl	26	24/30	\$1,450	7	P T HEV SS
<b>SQ5</b>					
A-S8, 3.0L, 6cyl	19	16/23	\$2,000	4	P S
<b>BMW</b>					
<b>X3 xDrive28i</b>					
A-S8, 2.0L, 4cyl	24	21/28	\$1,600	6	P T SS
<b>X3 xDrive35i</b>					
A-S8, 3.0L, 6cyl	21	19/26	\$1,800	5	P T SS

Manufacturer Model Configuration (trans, eng size, cyl)	MPG		Annual Fuel Cost	GHG Rating	Notes
	Comb	City/Hwy			
<b>BUICK</b>					
<b>Encore AWD</b>					
A-S6, 1.4L, 4cyl	26	23/30	\$1,250	7	T
<b>CHEVROLET</b>					
<b>Captiva AWD</b>					
A-6, 3.0L, 6cyl	18	16/22	\$1,800	4	Gas
	13	11/16	\$3,750	4	E85
<b>Equinox AWD</b>					
A-6, 2.4L, 4cyl	23	20/29	\$1,400	6	Gas
	17	14/20	\$2,850	6	E85
A-6, 2.4L, 4cyl	23	20/29	\$1,400	6	
A-6, 3.6L, 6cyl	19	16/23	\$1,700	4	
A-6, 3.6L, 6cyl	19	16/23	\$1,700	4	Gas
	14	12/17	\$3,450	5	E85
<b>DODGE</b>					
<b>Journey AWD</b>					
A-6, 3.6L, 6cyl	19	16/24	\$1,700	4	
<b>FORD</b>					
<b>Edge AWD</b>					
A-S6, 3.5L, 6cyl	21	18/25	\$1,550	5	
A-S6, 3.7L, 6cyl	19	17/23	\$1,700	4	
<b>Escape AWD</b>					
A-S6, 1.6L, 4cyl	25	22/30	\$1,300	6	T
A-S6, 2.0L, 4cyl	24	21/28	\$1,350	6	T
<b>GMC</b>					
<b>Terrain AWD</b>					
A-6, 2.4L, 4cyl	23	20/29	\$1,400	6	Gas
	17	14/20	\$2,850	6	E85
A-6, 2.4L, 4cyl	23	20/29	\$1,400	6	
A-6, 3.6L, 6cyl	19	16/23	\$1,700	4	Gas
	14	12/17	\$3,450	5	E85
A-6, 3.6L, 6cyl	19	16/23	\$1,700	4	
<b>HONDA</b>					
<b>CR-V 4WD</b>					
A-5, 2.4L, 4cyl	25	22/30	\$1,300	6	
<b>Crosstour 4WD</b>					
A-S6, 3.5L, 6cyl	22	19/28	\$1,450	5	
<b>Pilot 4WD</b>					
A-5, 3.5L, 6cyl	20	17/24	\$1,600	5	
<b>HYUNDAI</b>					
<b>Santa Fe 4WD</b>					
A-6, 3.3L, 6cyl	20	18/24	\$1,600	5	
<b>Santa Fe Sport 4WD</b>					
A-6, 2.0L, 4cyl	21	18/24	\$1,550	5	T
A-6, 2.4L, 4cyl	21	19/25	\$1,550	5	
<b>Santa Fe Ultimate 4WD</b>					
A-6, 3.3L, 6cyl	19	17/22	\$1,700	4	
<b>Tucson 4WD</b>					
A-6, 2.0L, 4cyl	23	21/25	\$1,400	6	
A-6, 2.4L, 4cyl	22	20/25	\$1,450	5	

Manufacturer Model Configuration (trans, eng size, cyl)	MPG		Annual Fuel Cost	GHG Rating	Notes
	Comb	City/Hwy			

## INFINITI

### QX60 AWD

AV-S7, 3.5L, 6cyl	21	19/25	\$1,800	5	P
-------------------	----	-------	---------	---	---

### QX70 AWD

A-S7, 3.7L, 6cyl	18	16/22	\$2,150	4	P
A-S7, 5.0L, 8cyl	16	14/20	\$2,400	3	P

## JEEP

### Cherokee 4WD

A-9, 2.4L, 4cyl	24	21/28	\$1,350	6	
A-9, 3.2L, 6cyl	22	19/27	\$1,450	5	

### Cherokee 4WD Active Drive II

A-9, 2.4L, 4cyl	23	21/27	\$1,400	6	
A-9, 3.2L, 6cyl	21	19/26	\$1,550	5	

### Cherokee Trailhawk 4WD

A-9, 2.4L, 4cyl	22	19/25	\$1,450	5	
A-9, 3.2L, 6cyl	20	18/25	\$1,600	5	

### Compass 4WD

A-6, 2.4L, 4cyl	23	21/27	\$1,400	6	
AV, 2.4L, 4cyl	21	20/23	\$1,550	5	
M-5, 2.4L, 4cyl	25	23/28	\$1,300	6	

### Patriot 4WD

A-6, 2.4L, 4cyl	23	21/27	\$1,400	6	
AV, 2.4L, 4cyl	21	20/23	\$1,550	5	
M-5, 2.4L, 4cyl	25	23/28	\$1,300	6	

### Wrangler 4WD

A-5, 3.6L, 6cyl	18	17/21	\$1,800	4	
M-6, 3.6L, 6cyl	18	17/21	\$1,800	4	

### Wrangler Unlimited 4WD

A-5, 3.6L, 6cyl	18	16/20	\$1,800	4	
M-6, 3.6L, 6cyl	18	16/21	\$1,800	4	

## KIA

### Sorento 4WD

A-6, 2.4L, 4cyl	21	19/24	\$1,550	5	
A-6, 3.3L, 6cyl	20	18/24	\$1,600	5	

### Sportage 4WD

A-6, 2.0L, 4cyl	21	19/24	\$1,550	5	T
A-6, 2.4L, 4cyl	22	19/26	\$1,450	5	

## LAND ROVER

### LR2

A-S6, 2.0L, 4cyl	20	17/24	\$1,900	5	P T
------------------	----	-------	---------	---	-----

### Range Rover Evoque

A-S9, 2.0L, 4cyl	24	21/30	\$1,600	6	P T
------------------	----	-------	---------	---	-----

## LEXUS

### RX 350 AWD

A-S6, 3.5L, 6cyl	20	18/24	\$1,600	5	
A-S8, 3.5L, 6cyl	21	18/26	\$1,550	5	

### RX 450h AWD

AV-S6, 3.5L, 6cyl	29	30/28	\$1,300	7	P HEV SS
-------------------	----	-------	---------	---	----------

## LINCOLN

### MKT AWD

A-S6, 3.5L, 6cyl	18	16/23	\$1,800	4	T
------------------	----	-------	---------	---	---

### MX6 AWD

A-S6, 3.7L, 6cyl	19	17/23	\$1,700	4	
------------------	----	-------	---------	---	--

Manufacturer Model Configuration (trans, eng size, cyl)	MPG		Annual Fuel Cost	GHG Rating	Notes
	Comb	City/Hwy			

## MAZDA

### CX-5 4WD

A-S6, 2.0L, 4cyl	28	25/31	\$1,150	7	
A-S6, 2.5L, 4cyl	26	24/30	\$1,250	7	

### CX-9 4WD

A-S6, 3.7L, 6cyl	18	16/22	\$1,800	4	
------------------	----	-------	---------	---	--

## MERCEDES-BENZ

### GLK250 Bluetec 4matic

A-7, 2.1L, 4cyl	28	24/33	\$1,650	6	D T SS
-----------------	----	-------	---------	---	--------

### GLK350 4matic

A-7, 3.5L, 6cyl	21	19/25	\$1,800	5	P PZEV SS
A-7, 3.5L, 6cyl	21	18/25	\$1,800	5	P SS

## MITSUBISHI

### Outlander 4WD

AV-S6, 2.4L, 4cyl	26	24/29	\$1,250	7	
A-S6, 3.0L, 6cyl	23	20/28	\$1,650	6	P

### Outlander Sport 4WD

AV-S6, 2.0L, 4cyl	26	24/29	\$1,250	7	
-------------------	----	-------	---------	---	--

## NISSAN

### Murano AWD

AV, 3.5L, 6cyl	20	18/23	\$1,600	5	
----------------	----	-------	---------	---	--

### Murano CrossCabriolet

AV, 3.5L, 6cyl	19	17/22	\$2,000	4	P
----------------	----	-------	---------	---	---

### Pathfinder 4WD

AV, 3.5L, 6cyl	21	19/25	\$1,550	5	
----------------	----	-------	---------	---	--

### Rogue AWD

AV, 2.5L, 4cyl	28	25/32	\$1,150	7	
----------------	----	-------	---------	---	--

### Rogue Select AWD

AV, 2.5L, 4cyl	24	22/27	\$1,350	6	
----------------	----	-------	---------	---	--

### Xterra 4WD

A-5, 4.0L, 6cyl	17	15/20	\$1,900	3	
M-6, 4.0L, 6cyl	17	16/20	\$1,900	3	

## SUBARU

### Forester AWD

AV, 2.0L, 4cyl	25	23/28	\$1,550	6	P T
AV, 2.5L, 4cyl	27	24/32	\$1,200	7	
M-6, 2.5L, 4cyl	24	22/29	\$1,350	6	

### Outback AWD

AV, 2.5L, 4cyl	26	24/30	\$1,250	7	
M-6, 2.5L, 4cyl	24	22/29	\$1,350	6	
A-S5, 3.6L, 6cyl	20	17/25	\$1,600	5	

### Tribeca AWD

A-S5, 3.6L, 6cyl	18	16/21	\$1,800	4	
------------------	----	-------	---------	---	--

### XV Crosstrek AWD

AV, 2.0L, 4cyl	28	25/33	\$1,150	7	
M-5, 2.0L, 4cyl	26	23/30	\$1,250	7	

### XV Crosstrek Hybrid AWD

▶ AV, 2.0L, 4cyl	31	29/33	\$1,050	8	HEV SS
------------------	----	-------	---------	---	--------

## TOYOTA

### FJ Cruiser 4WD

A-5, 4.0L, 6cyl	18	17/20	\$1,800	4	PT4WD
M-6, 4.0L, 6cyl	16	15/18	\$2,000	3	

### RAV4 AWD

A-S6, 2.5L, 4cyl	25	22/29	\$1,300	6	
------------------	----	-------	---------	---	--

Manufacturer Model Configuration (trans, eng size, cyl)	MPG		Annual Fuel Cost	GHG Rating	Notes
	Comb	City/Hwy			

### RAV4 Limited AWD

A-S6, 2.5L, 4cyl	25	22/29	\$1,300	6	
------------------	----	-------	---------	---	--

### Venza 4WD

A-S6, 2.7L, 4cyl	22	20/26	\$1,450	5	
A-S6, 3.5L, 6cyl	21	18/25	\$1,550	5	

## VOLKSWAGEN

### Tiguan 4motion

A-S6, 2.0L, 4cyl	23	20/26	\$1,650	6	P T
------------------	----	-------	---------	---	-----

## VOLVO

### XC60 AWD

A-S6, 3.0L, 6cyl	20	17/24	\$1,600	5	T
A-S6, 3.2L, 6cyl	20	18/25	\$1,600	5	

### XC70 AWD

A-S6, 3.0L, 6cyl	20	17/24	\$1,600	5	T
A-S6, 3.2L, 6cyl	21	18/25	\$1,550	5	

## STANDARD SPORT UTILITY VEHICLES 2WD

## BUICK

### Enclave FWD

A-6, 3.6L, 6cyl	19	17/24	\$1,700	4	
-----------------	----	-------	---------	---	--

## CADILLAC

### Escalade 2WD

A-6, 6.2L, 8cyl	16	14/18	\$2,000	3	Gas
	12	10/15	\$4,050	3	E85

### Escalade ESV 2WD

A-6, 6.2L, 8cyl	16	14/18	\$2,000	3	Gas
	12	10/15	\$4,050	3	E85

### SRX 2WD

A-S6, 3.6L, 6cyl	19	17/24	\$1,700	4	
------------------	----	-------	---------	---	--

## CHEVROLET

### Suburban C10 2WD

A-6, 5.3L, 8cyl	17	15/21	\$1,900	3	Gas
	13	11/16	\$3,750	4	E85

### Tahoe C10 2WD

A-6, 5.3L, 8cyl	17	15/21	\$1,900	3	Gas
	13	11/16	\$3,750	4	E85

### Traverse FWD

A-6, 3.6L, 6cyl	19	17/24	\$1,700	4	
-----------------	----	-------	---------	---	--

## DODGE

### Durango RWD

A-8, 3.6L, 6cyl	20	18/25	\$1,600	5	Gas
	15	13/19	\$3,250	5	E85
A-8, 5.7L, 8cyl	17	14/23	\$2,100	3	Mid

## FORD

### Expedition 2WD FFV

A-6, 5.4L, 8cyl	16	14/20	\$2,000	3	Gas
	12	10/14	\$4,050	3	E85

Manufacturer Model Configuration (trans, eng size, cyl)	MPG		Annual Fuel Cost	GHG Rating	Notes
	Comb	City/Hwy			

### Explorer 2WD FFV

A-S6, 3.5L, 6cyl	20	17/24	\$1,600	5	Gas
	15	13/18	\$3,250	5	E85

### Explorer FWD

A-6, 2.0L, 4cyl	23	20/28	\$1,400	6	T
A-S6, 3.5L, 6cyl	20	17/24	\$1,600	5	

### Flex FWD

A-S6, 3.5L, 6cyl	20	18/25	\$1,600	5	
------------------	----	-------	---------	---	--

## GMC

### Acadia FWD

A-6, 3.6L, 6cyl	19	17/24	\$1,700	4	
-----------------	----	-------	---------	---	--

### Yukon C10 2WD

A-6, 5.3L, 8cyl	17	15/21	\$1,900	3	Gas
	13	11/16	\$3,750	4	E85
A-6, 6.2L, 8cyl	16	14/18	\$2,000	3	Gas
	12	10/15	\$4,050	3	E85

### Yukon XL C10 2WD

A-6, 5.3L, 8cyl	17	15/21	\$1,900	3	Gas
	13	11/16	\$3,750	4	E85
A-6, 6.2L, 8cyl	16	14/18	\$2,000	3	Gas
	12	10/15	\$4,050	3	E85

## INFINITI

### QX60 Hybrid FWD

AV-S7, 2.5L, 4cyl	26	26/28	\$1,250	7	S HEV SS
-------------------	----	-------	---------	---	----------

### QX80 2WD

A-S7, 5.6L, 8cyl	16	14/20	\$2,400	3	P
------------------	----	-------	---------	---	---

## JEEP

### Grand Cherokee 2WD

A-8, 3.0L, 6cyl	25	22/30	\$1,850	5	D T
A-8, 3.6L, 6cyl	20	17/25	\$1,600	5	Gas
	16	14/19	\$3,050	5	E85
A-8, 5.7L, 8cyl	17	14/22	\$2,100	3	Mid

## LINCOLN

### MKT FWD

A-S6, 3.7L, 6cyl	20	17/25	\$1,600	5	
------------------	----	-------	---------	---	--

### Navigator 2WD FFV

A-6, 5.4L, 8cyl	16	14/20	\$2,000	3	Gas
	12	10/14	\$4,050	3	E85

## MERCEDES-BENZ

### ML350

A-7, 3.5L, 6cyl	20	18/24	\$1,900	5	P
-----------------	----	-------	---------	---	---

## NISSAN

### Armada 2WD

A-5, 5.6L, 8cyl	15	13/19	\$2,150	2	
A-5, 5.6L, 8cyl	15	12/19	\$2,150	2	Gas
	11	9/13	\$4,400	2	E85

### Pathfinder Hybrid 2WD

AV, 2.5L, 4cyl	26	25/28	\$1,250	7	S HEV SS
----------------	----	-------	---------	---	----------

Manufacturer Model Configuration (trans, eng size, cyl)	MPG		Annual Fuel Cost	GHG Rating	Notes
	Comb	City/Hwy			

## TOYOTA

### 4Runner 2WD

A-S5, 4.0L, 6cyl	19	17/22	\$1,700	4	
------------------	----	-------	---------	---	--

### Sequoia 2WD

A-S6, 5.7L, 8cyl	15	13/17	\$2,150	2	
------------------	----	-------	---------	---	--

## VOLVO

### XC90 FWD

A-S6, 3.2L, 6cyl	19	16/25	\$1,700	4	
------------------	----	-------	---------	---	--

## STANDARD SPORT UTILITY VEHICLES 4WD

## AUDI

### Q7

A-S8, 3.0L, 6cyl	22	19/28	\$2,100	4	D T
A-S8, 3.0L, 6cyl	18	16/22	\$2,150	4	P S

## BMW

### X5 sDrive35i

A-S8, 3.0L, 6cyl	22	19/27	\$1,750	5	P T SS
------------------	----	-------	---------	---	--------

### X5 xDrive35d

A-S8, 3.0L, 6cyl	26	23/31	\$1,750	6	D T SS
------------------	----	-------	---------	---	--------

### X5 xDrive35i

A-S8, 3.0L, 6cyl	21	18/27	\$1,800	5	P T SS
------------------	----	-------	---------	---	--------

### X5 xDrive50i

A-S8, 4.4L, 8cyl	17	14/22	\$2,250	3	P T SS
------------------	----	-------	---------	---	--------

### X6 M

A-S6, 4.4L, 8cyl	15	13/17	\$2,550	2	P T
------------------	----	-------	---------	---	-----

### X6 xDrive35i

A-S8, 3.0L, 6cyl	20	17/24	\$1,900	5	P T
------------------	----	-------	---------	---	-----

### X6 xDrive50i

A-S8, 4.4L, 8cyl	17	14/21	\$2,250	3	P T
------------------	----	-------	---------	---	-----

## BUICK

### Enclave AWD

A-6, 3.6L, 6cyl	18	16/22	\$1,800	4	
-----------------	----	-------	---------	---	--

## CADILLAC

### Escalade AWD

A-6, 6.2L, 8cyl	15	13/18	\$2,150	2	Gas
	12	10/14	\$4,050	3	E85

### Escalade ESV AWD

A-6, 6.2L, 8cyl	14	13/18	\$2,300	2	Gas
	10	9/13	\$4,850	2	E85

### SRX AWD

A-S6, 3.6L, 6cyl	18	16/23	\$1,800	4	
------------------	----	-------	---------	---	--

## CHEVROLET

### Suburban K10 4WD

A-6, 5.3L, 8cyl	17	15/21	\$1,900	3	Gas
	13	11/16	\$3,750	4	E85

### Tahoe K10 4WD

A-6, 5.3L, 8cyl	17	15/21	\$1,900	3	Gas
	13	11/16	\$3,750	4	E85

### Traverse AWD

A-6, 3.6L, 6cyl	19	16/23	\$1,700	4	
-----------------	----	-------	---------	---	--

Manufacturer Model Configuration (trans, eng size, cyl)	MPG		Annual Fuel Cost	GHG Rating	Notes
	Comb	City/Hwy			

## DODGE

### Durango AWD

A-8, 3.6L, 6cyl	19	17/24	\$1,700	4	Gas
	15	13/18	\$3,250	5	E85
A-8, 5.7L, 8cyl	16	14/22	\$2,200	3	Mid

## FORD

### Expedition 4WD FFV

A-6, 5.4L, 8cyl	15	13/18	\$2,150	2	Gas PT4WD
	11	9/13	\$4,400	2	E85

### Explorer AWD

A-S6, 3.5L, 6cyl	19	17/23	\$1,700	4	
A-S6, 3.5L, 6cyl	18	16/22	\$1,800	4	T

### Explorer AWD FFV

A-S6, 3.5L, 6cyl	19	17/23	\$1,700	4	Gas
	14	12/17	\$3,450	5	E85

### Flex AWD

A-S6, 3.5L, 6cyl	19	17/23	\$1,700	4	
A-S6, 3.5L, 6cyl	18	16/23	\$1,800	4	T

## GMC

### Acadia AWD

A-6, 3.6L, 6cyl	18	16/23	\$1,800	4	
-----------------	----	-------	---------	---	--

### Yukon Denali K10 AWD

A-6, 6.2L, 8cyl	15	13/18	\$2,150	2	Gas
	12	10/14	\$4,050	3	E85

### Yukon K10 4WD

A-6, 5.3L, 8cyl	17	15/21	\$1,900	3	Gas
	13	11/16	\$3,750	4	E85

### Yukon XL K10 4WD

A-6, 5.3L, 8cyl	17	15/21	\$1,900	3	Gas
	13	11/16	\$3,750	4	E85

### Yukon XL K10 AWD

A-6, 6.2L, 8cyl	14	13/18	\$2,300	2	Gas
	10	9/13	\$4,850	2	E85

## INFINITI

### QX60 Hybrid AWD

AV-S7, 2.5L, 4cyl	26	25/28	\$1,250	7	S HEV SS
-------------------	----	-------	---------	---	----------

### QX80 4WD

A-S7, 5.6L, 8cyl	16	14/20	\$2,400	3	P
------------------	----	-------	---------	---	---

## JEEP

### Grand Cherokee 4WD

A-8, 3.0L, 6cyl	24	21/28	\$1,900	5	D T
A-8, 3.6L, 6cyl	19	17/24	\$1,700	4	Gas
	15	13/18	\$3,250	5	E85
A-8, 5.7L, 8cyl	16	14/20	\$2,200	3	Mid

### Grand Cherokee SRT8

A-8, 6.4L, 8cyl	15	13/19	\$2,550	2	P
-----------------	----	-------	---------	---	---

Manufacturer Model Configuration (trans, eng size, cyl)	MPG		Annual Fuel Cost	GHG Rating	Notes
	Comb	City/Hwy			

## LAND ROVER

### LR4

A-S8, 3.0L, 6cyl	16	14/19	\$2,400	3	P S SS
------------------	----	-------	---------	---	--------

### Range Rover

A-S8, 3.0L, 6cyl	19	17/23	\$2,000	4	P S SS
A-S8, 5.0L, 8cyl	15	13/19	\$2,550	2	P S SS

### Range Rover FFV

A-S8, 3.0L, 6cyl	19	17/23	\$2,000	4	Gas P S SS
	14	12/16	\$3,450	4	E85
A-S8, 5.0L, 8cyl	16	14/19	\$2,400	3	Gas P S SS
	11	9/14	\$4,400	3	E85

### Range Rover L FFV

A-S8, 3.0L, 6cyl	19	17/23	\$2,000	4	Gas P S SS
	14	12/16	\$3,450	4	E85
A-S8, 5.0L, 8cyl	16	14/19	\$2,400	3	Gas P S SS
	11	9/14	\$4,400	3	E85

### Range Rover Sport

A-S8, 3.0L, 6cyl	19	17/23	\$2,000	4	P S SS
A-S8, 5.0L, 8cyl	16	14/19	\$2,400	3	P S SS

### Range Rover Sport FFV

A-S8, 3.0L, 6cyl	19	17/23	\$2,000	4	Gas P S SS
	14	12/16	\$3,450	4	E85
A-S8, 5.0L, 8cyl	16	14/19	\$2,400	3	Gas P S SS
	11	10/14	\$4,400	3	E85

## LEXUS

### GX 460

A-S6, 4.6L, 8cyl	17	15/20	\$2,250	3	P
------------------	----	-------	---------	---	---

### LX 570

A-S6, 5.7L, 8cyl	14	12/17	\$2,750	2	P
------------------	----	-------	---------	---	---

## LINCOLN

### Navigator 4WD FFV

A-6, 5.4L, 8cyl	15	13/18	\$2,150	2	Gas PT4WD
	11	9/13	\$4,400	2	E85

## MERCEDES-BENZ

### G550

A-7, 5.5L, 8cyl	13	12/15	\$2,950	1	P
-----------------	----	-------	---------	---	---

### G63 AMG

A-7, 5.5L, 8cyl	13	12/14	\$2,950	1	P T
-----------------	----	-------	---------	---	-----

### GL350 Bluetec 4matic

A-7, 3.0L, 6cyl	22	19/26	\$2,100	4	D T
-----------------	----	-------	---------	---	-----

### GL450 4matic

A-7, 4.7L, 8cyl	16	14/19	\$2,400	3	P T
-----------------	----	-------	---------	---	-----

### GL550 4matic

A-7, 4.7L, 8cyl	15	13/18	\$2,550	2	P T
-----------------	----	-------	---------	---	-----

### GL63 AMG

A-7, 5.5L, 8cyl	14	13/17	\$2,750	2	P T
-----------------	----	-------	---------	---	-----

Manufacturer Model Configuration (trans, eng size, cyl)	MPG		Annual Fuel Cost	GHG Rating	Notes
	Comb	City/Hwy			

### ML350 4matic

A-7, 3.5L, 6cyl	19	17/22	\$2,000	4	P
A-7, 3.5L, 6cyl	19	17/22	\$2,000	4	Gas P
	15	13/17	\$3,250	5	E85

### ML350 Bluetec 4matic

A-7, 3.0L, 6cyl	23	20/28	\$2,000	5	D T
-----------------	----	-------	---------	---	-----

### ML550 4matic

A-7, 4.7L, 8cyl	16	14/19	\$2,400	3	P T
-----------------	----	-------	---------	---	-----

### ML63 AMG

A-7, 5.5L, 8cyl	15	13/17	\$2,550	2	P T
-----------------	----	-------	---------	---	-----

## NISSAN

### Armada 4WD

A-5, 5.6L, 8cyl	14	12/18	\$2,300	2	Gas
	11	9/13	\$4,400	2	E85
A-5, 5.6L, 8cyl	14	12/18	\$2,300	2	

### Pathfinder Hybrid 4WD

AV, 2.5L, 4cyl	26	25/27	\$1,250	7	S HEV SS
----------------	----	-------	---------	---	----------

## PORSCHE

### Cayenne

A-S8, 3.6L, 6cyl	20	17/23	\$1,900	5	P SS
M-6, 3.6L, 6cyl	17	15/22	\$2,250	3	P

### Cayenne Diesel

A-S8, 3.0L, 6cyl	23	20/29	\$2,000	5	D T
------------------	----	-------	---------	---	-----

### Cayenne GTS

A-8, 4.8L, 8cyl	17	15/21	\$2,250	3	P
-----------------	----	-------	---------	---	---

### Cayenne S

A-8, 4.8L, 8cyl	18	16/22	\$2,150	4	P
-----------------	----	-------	---------	---	---

### Cayenne S Hybrid

A-8, 3.0L, 6cyl	21	20/24	\$1,800	5	P S HEV SS
-----------------	----	-------	---------	---	------------

### Cayenne Turbo

A-8, 4.8L, 8cyl	17	15/22	\$2,250	3	P T
-----------------	----	-------	---------	---	-----

### Cayenne Turbo S

A-8, 4.8L, 8cyl	16	14/20	\$2,400	3	P T SS
-----------------	----	-------	---------	---	--------

## TOYOTA

### 4Runner 4WD

A-S5, 4.0L, 6cyl	18	17/21	\$1,800	4	PT4WD
A-S5, 4.0L, 6cyl	18	17/21	\$1,800	4	

### Highlander AWD

A-S6, 3.5L, 6cyl	20	18/24	\$1,600	5	
------------------	----	-------	---------	---	--

### Highlander Hybrid 4WD

▶ AV-S6, 3.5L, 6cyl	28	27/28	\$1,150	7	HEV SS
---------------------	----	-------	---------	---	--------

### Highlander Hybrid 4WD LE Plus

▶ AV-S6, 3.5L, 6cyl	28	28/28	\$1,150	7	HEV SS
---------------------	----	-------	---------	---	--------

### Land Cruiser Wagon 4WD

A-S6, 5.7L, 8cyl	15	13/18	\$2,150	2	
------------------	----	-------	---------	---	--

### Sequoia 4WD

A-S6, 5.7L, 8cyl	14	13/17	\$2,300	2	PT4WD
------------------	----	-------	---------	---	-------

### Sequoia 4WD FFV

A-S6, 5.7L, 8cyl	14	13/17	\$2,300	2	Gas PT4WD
	10	9/12	\$4,850	2	E85

Manufacturer Model Configuration (trans, eng size, cyl)	MPG		Annual Fuel Cost	GHG Rating	Notes
	Comb	City/Hwy			
<b>VOLKSWAGEN</b>					
<b>Touareg</b>					
A-S8, 3.0L, 6cyl	23	20/29	\$2,000	5	D T
A-S8, 3.6L, 6cyl	19	17/23	\$2,000	4	P
<b>Touareg Hybrid</b>					
A-S8, 3.0L, 6cyl	21	20/24	\$1,800	5	P S HEV SS
<b>VOLVO</b>					
<b>XC90 AWD</b>					
A-S6, 3.2L, 6cyl	18	16/23	\$1,800	4	



## DIESEL VEHICLES

Diesel-powered vehicles typically get 30-35% more miles per gallon than comparable vehicles powered by gasoline. Diesel engines are inherently more energy-efficient, and diesel fuel contains 10% more energy per gallon than gasoline. In addition, new advances in diesel engine technology have improved performance, reduced engine noise and fuel odor, and decreased emissions of harmful air pollutants. Ultra-low sulfur diesel fuels also help reduce emissions from these vehicles.

Annual fuel costs below are estimated assuming 15,000 miles of travel each year (55% city and 45% highway) and a diesel fuel cost of \$3.05 per gallon.

Manufacturer Model Configuration (trans, eng size, cyl)	MPG		Annual Fuel Cost	GHG Rating	Notes	Manufacturer Model Configuration (trans, eng size, cyl)	MPG		Annual Fuel Cost	GHG Rating	Notes
	Comb	City/Hwy					Comb	City/Hwy			
<b>SUBCOMPACT CARS</b>						<b>LARGE CARS</b>					
<b>VOLKSWAGEN</b>						<b>AUDI</b>					
<b>Beetle Convertible</b>						<b>A8 L</b>					
AM-S6, 2.0L, 4cyl	31	28/37	\$1,500	7	D T	A-S8, 3.0L, 6cyl	28	24/36	\$1,650	6	D T SS
M-6, 2.0L, 4cyl	32	28/41	\$1,450	7	D T						
<b>COMPACT CARS</b>						<b>SMALL STATION WAGONS</b>					
<b>BMW</b>						<b>BMW</b>					
<b>328d</b>						<b>328d xDrive Sports Wagon</b>					
A-S8, 2.0L, 4cyl	37	32/45	\$1,250	8	D T	A-S8, 2.0L, 4cyl	35	31/43	\$1,300	8	D T
<b>328d xDrive</b>						<b>VOLKSWAGEN</b>					
A-S8, 2.0L, 4cyl	35	31/43	\$1,300	8	D T	<b>Jetta SportWagen</b>					
<b>VOLKSWAGEN</b>						<b>AM-S6, 2.0L, 4cyl</b>					
<b>Beetle</b>						<b>33</b>					
AM-S6, 2.0L, 4cyl	32	29/39	\$1,450	7	D T	<b>29/39</b>					
M-6, 2.0L, 4cyl	32	28/41	\$1,450	7	D T	<b>\$1,400</b>					
<b>Golf</b>						<b>M-6, 2.0L, 4cyl</b>					
AM-S6, 2.0L, 4cyl	34	30/42	\$1,350	8	D T	<b>34</b>					
M-6, 2.0L, 4cyl	34	30/42	\$1,350	8	D T	<b>30/42</b>					
<b>Jetta</b>						<b>AM-S6, 2.0L, 4cyl</b>					
AM-S6, 2.0L, 4cyl	34	30/42	\$1,350	8	D T	<b>34</b>					
M-6, 2.0L, 4cyl	34	30/42	\$1,350	8	D T	<b>30/42</b>					
<b>MIDSIZE CARS</b>						<b>STANDARD PICKUP TRUCKS 2WD</b>					
<b>AUDI</b>						<b>RAM</b>					
<b>A6 quattro</b>						<b>1500 2WD</b>					
A-S8, 3.0L, 6cyl	29	24/38	\$1,600	7	D T SS	A-8, 3.0L, 6cyl	23	20/28	\$2,000	5	D T
<b>A7 quattro</b>						<b>STANDARD PICKUP TRUCKS 4WD</b>					
A-S8, 3.0L, 6cyl	29	24/38	\$1,600	7	D T SS	<b>RAM</b>					
<b>BMW</b>						<b>1500 4WD</b>					
<b>535d</b>						<b>A-8, 3.0L, 6cyl</b>					
A-S8, 3.0L, 6cyl	30	26/38	\$1,500	7	D T	<b>22</b>					
<b>535d xDrive</b>						<b>19/27</b>					
A-S8, 3.0L, 6cyl	30	26/37	\$1,500	7	D T	<b>\$2,100</b>					
<b>CHEVROLET</b>						<b>SMALL SPORT UTILITY VEHICLES 4WD</b>					
<b>Cruze</b>						<b>AUDI</b>					
A-S6, 2.0L, 4cyl	33	27/46	\$1,400	7	D T	<b>Q5</b>					
<b>MERCEDES-BENZ</b>						<b>A-S8, 3.0L, 6cyl</b>					
<b>E250 Bluetec</b>						<b>27</b>					
A-7, 2.1L, 4cyl	33	28/42	\$1,400	7	D T SS	<b>24/31</b>					
<b>E250 Bluetec 4matic</b>						<b>\$1,700</b>					
A-7, 2.1L, 4cyl	31	27/38	\$1,500	7	D T SS	<b>6</b>					
<b>VOLKSWAGEN</b>						<b>MERCEDES-BENZ</b>					
<b>Passat</b>						<b>GLK250 Bluetec 4matic</b>					
AM-S6, 2.0L, 4cyl	34	30/40	\$1,350	8	D T	<b>A-7, 2.1L, 4cyl</b>					
M-6, 2.0L, 4cyl	35	31/43	\$1,300	8	D T	<b>28</b>					
						<b>24/33</b>					
						<b>\$1,650</b>					
						<b>6</b>					
						<b>D T SS</b>					
						<b>STANDARD SPORT UTILITY VEHICLES 2WD</b>					
						<b>JEEP</b>					
						<b>Grand Cherokee 2WD</b>					
						<b>A-8, 3.0L, 6cyl</b>					
						<b>25</b>					
						<b>22/30</b>					
						<b>\$1,850</b>					
						<b>5</b>					
						<b>D T</b>					

Manufacturer Model Configuration (trans, eng size, cyl)	MPG		Annual Fuel Cost	GHG Rating	Notes
	Comb	City/Hwy			
<b>STANDARD SPORT UTILITY VEHICLES 4WD</b>					
<b>AUDI</b>					
<b>Q7</b>					
A-S8, 3.0L, 6cyl	22	19/28	\$2,100	4	D T
<b>BMW</b>					
<b>X5 xDrive35d</b>					
A-S8, 3.0L, 6cyl	26	23/31	\$1,750	6	D T SS
<b>JEEP</b>					
<b>Grand Cherokee 4WD</b>					
A-8, 3.0L, 6cyl	24	21/28	\$1,900	5	D T
<b>MERCEDES-BENZ</b>					
<b>GL350 Bluetec 4matic</b>					
A-7, 3.0L, 6cyl	22	19/26	\$2,100	4	D T
<b>ML350 Bluetec 4matic</b>					
A-7, 3.0L, 6cyl	23	20/28	\$2,000	5	D T
<b>PORSCHE</b>					
<b>Cayenne Diesel</b>					
A-S8, 3.0L, 6cyl	23	20/29	\$2,000	5	D T
<b>VOLKSWAGEN</b>					
<b>Touareg</b>					
A-S8, 3.0L, 6cyl	23	20/29	\$2,000	5	D T

## COMPRESSED NATURAL GAS VEHICLES

Compressed natural gas (CNG) vehicles produce fewer smog-forming and greenhouse gas pollutants and reduce our dependence on petroleum. CNG fuel is normally dispensed in "equivalent gallons," where one gasoline gallon equivalent is equal to 121.5 standard cubic feet of natural gas.

	Transmission Type/Speeds	Engine Size/ Cylinders	MPGe Comb/City/Hwy	Annual Fuel cost	Driving Range (miles)
<b>COMPACT CARS</b>					
<b>HONDA</b>					
Civic Natural Gas	A-5	1.8L, 4cyl	31/27/38	\$1,050	192
<b>SPECIAL PURPOSE VEHICLES 2WD</b>					
<b>MOBILITY VENTURES LLC</b>					
MV-1 CNG	A-4	4.6L, 8cyl	13/12/16	\$2,500	219

## FUEL CELL VEHICLES

Fuel cell vehicles (FCVs) may not reach the mass market for a decade or more, but a limited number will be available for sale or lease in 2013-14 to demonstration fleets in areas with a readily accessible hydrogen supply. FCVs are propelled by electric motors powered by fuel cells, which produce electricity from the chemical energy of hydrogen. Fuel cell technology is more efficient than internal combustion engines and environmentally cleaner—the only by-product of a hydrogen fuel cell is water. However, several challenges must be overcome before FCVs are mass-marketed and sold at local dealerships. For more information about FCVs, visit [www.fueleconomy.gov](http://www.fueleconomy.gov) and the Fuel Cell Technologies Program website at [www.eere.energy.gov/hydrogenandfuelcells/](http://www.eere.energy.gov/hydrogenandfuelcells/).

	Fuel Cell Type	Motor Type & Power	Battery Type & Rating	Fuel Type	Miles Per Kilogram Comb/City/Hwy	Driving Range (miles)
<b>MIDSIZE CARS</b>						
<b>HONDA</b>						
FCX Clarity	PEM*	100 kW AC DC Permanent Magnet, brushless	288V Li-Ion	Hydrogen	60/59/61	231

**Note:** The 2014 FCX Clarity will be available for lease to customers in Southern California—limited availability.

\* Proton Exchange Membrane

## ELECTRIC VEHICLES

Electric vehicles (EVs), also called "battery electric vehicles," are propelled by one or more electric motors powered by rechargeable battery packs. EVs are energy-efficient and reduce our dependence on petroleum since electricity is produced from domestic resources. They emit no tailpipe pollutants, although the power plant producing the electricity may emit pollution.

Electric motors have several performance benefits. They are quiet, have instant torque for quick acceleration, and require less maintenance than internal combustion engines.

Current EVs have a shorter driving range than gasoline or hybrid vehicles, and their range is more sensitive to driving style, driving

conditions, and accessory use. Fully recharging the battery pack can take several hours—though a "quick charge" to 80% capacity may take as little as 30 minutes—and options for charging the vehicle away from home may be limited. EVs are also more expensive than comparable conventional vehicles and hybrids due to the cost of the large battery packs. Still, manufacturers are working hard to improve the driving range and reduce the cost of these vehicles, and public charging stations are becoming more common.

A federal income tax credit of up to \$7,500 is currently available to consumers purchasing a qualifying EV. Visit [www.fueleconomy.gov](http://www.fueleconomy.gov) for additional information on EVs, including tax incentives.

Model	Motor	Battery Type	Fuel Economy (comb/city/hwy)		Range* (miles)	Charge Time (hrs @ 240V)	GHG Rating	Annual Fuel Cost
			MPGe	kWh/100 mi				
<b>TWO SEATER CARS</b>								
<b>SMART</b>								
fortwo electric drive convertible	55 kW DCPM†	Li-Ion	107/122/93	32/28/36	68	6	10	\$600
fortwo electric drive coupe	55 kW DCPM†	Li-Ion	107/122/93	32/28/36	68	6	10	\$600
<b>MINICOMPACT CARS</b>								
<b>FIAT</b>								
500e	82 kW ACIPM‡	Li-Ion	116/122/108	29/28/31	87	4	10	\$500
<b>SUBCOMPACT CARS</b>								
<b>BMW</b>								
i3 BEV	125 kW ACIPM‡	Li-Ion	124/137/111	27/25/30	81	4	10	\$500
<b>CHEVROLET</b>								
Spark EV	104 kW AC Induction‡	Li-Ion	119/128/109	28/26/31	82	7	10	\$500
<b>MITSUBISHI</b>								
i-MiEV	49 kW DCPM†	Li-Ion	112/126/99	30/27/34	62	7	10	\$550
<b>COMPACT CARS</b>								
<b>FORD</b>								
Focus Electric	107 kW AC PMSM§	Li-Ion	105/110/99	32/31/34	76	3.6	10	\$600
<b>MIDSIZE CARS</b>								
<b>MERCEDES-BENZ</b>								
B-Class Electric Drive	132 kW AC Induction‡	Li-Ion	84/85/83	40/40/41	87	3.5	10	\$700
<b>NISSAN</b>								
Leaf	80 kW DCPM†	Li-Ion	114/126/101	30/27/33	84	8	10	\$550
<b>LARGE CARS</b>								
<b>TESLA</b>								
Model S (60 kW-hr battery pack)	225 kW AC Induction‡	Li-Ion	95/94/97	35/36/35	208	10	10	\$650
Model S (85 kW-hr battery pack)	270 kW AC Induction‡	Li-Ion	89/88/90	38/38/37	265	12	10	\$700
Model S AWD (85 kW-hr battery pack)	180 and 350 kW AC Induction‡	Li-Ion	89/86/94	38/39/36	242	12	10	\$700
<b>SMALL STATION WAGONS</b>								
<b>HONDA</b>								
Fit EV	92 kW DCPM†	Li-Ion	118/132/105	29/26/32	82	4	10	\$500

Model	Motor	Battery Type	Fuel Economy (comb/city/hwy)		Range* (miles)	Charge Time (hrs @ 240V)	GHG Rating	Annual Fuel Cost
			MPGe	kWH/100 mi				
<b>SMALL SPORT UTILITY VEHICLES 2WD</b>								
<b>BYD</b>								
e6	75 kW AC PMSM§	Li-Ion	63/61/65	54/55/52	127	6	10	\$950
<b>TOYOTA</b>								
RAV4 EV	115 kW AC Induction‡	Li-Ion	76/78/74	44/43/46	103	6	10	\$800

\* Range for combined city/highway driving (55% city and 45% highway)

† Direct current permanent magnet brushless motor

‡ Alternating current induction motor

§ Permanent magnet synchronous motor

## PLUG-IN HYBRID ELECTRIC VEHICLES

Plug-in hybrid electric vehicles (PHEVs) are hybrids with high-capacity batteries that can be charged by plugging them into an electrical outlet or charging station. PHEVs can store enough electricity from the power grid to significantly reduce their petroleum consumption under typical driving conditions.

There are two basic PHEV configurations:

- **Series PHEVs, also called Extended Range Electric Vehicles (EREVs).** The electric motor of these vehicles is the only power source that turns the wheels; the gasoline engine only generates electricity. Series PHEVs can run solely on electricity until the battery needs to be recharged. The gasoline engine will then generate the electricity needed to power the electric motor. For short trips, these vehicles may not use any gasoline.
- **Parallel or Blended PHEVs.** Both the engine and electric motor are mechanically connected to the wheels, and both may propel the vehicle. The vehicle may operate using both electricity and gasoline at the same time, using electricity only, or using gasoline only.

PHEVs also have different battery capacities, allowing some to travel farther on electricity than others. PHEV fuel economy, like that of EVs and regular hybrids, can be sensitive to driving style, driving conditions, and accessory use. When operating in pure electric mode, PHEVs emit no tailpipe pollutants, although the power plant producing the electricity may emit pollution.

Charging a PHEV's battery typically takes several hours, but a "quick charge" to 80% capacity may take 30 minutes or less. However, PHEVs don't have to be plugged in to be driven. They can be fueled solely with gasoline, like a conventional hybrid, but they will not achieve maximum range or fuel economy without charging.

PHEVs use less petroleum and cost less to fuel than conventional hybrids, but they are more expensive to purchase.

A federal income tax credit of up to \$7,500 is currently available to consumers purchasing a qualifying PHEV. Visit [www.fueleconomy.gov](http://www.fueleconomy.gov) for additional information on PHEVs, including tax incentives.

Manufacturer Model Eng. Size/No. Cyl. Elec. Motor	Fuel	Fuel Economy Combined MPGe		Range (miles)	Total Range* (miles)	Charge Time (hrs @ 240)	GHG Rating	Annual Fuel Cost
		Comb	City / Hwy MPG					
<b>TWO SEATER CARS</b>								
<b>MCLAREN AUTOMOTIVE</b>								
<b>P1</b>								
3.8L, 8cyl, 132kW	Electricity + Gasoline	18 MPGe	([25kWh +4.8 gal]/100 mi)	19	300	3	4	\$2,200
	Premium Gasoline		17 / 16 / 20	287				
<b>SUBCOMPACT CARS</b>								
<b>BMW</b>								
<b>i3 REX</b>								
0.6L, 2cyl, 125kW	Electricity	117 MPGe	(29kWh/100 mi)	72	150	4	10	\$600
	Premium Gasoline		39 / 41 / 37	74				
<b>i8</b>								
1.5L, 3cyl, 96kW	Electricity + Gasoline	76 MPGe	([43kWh +0.1 gal]/100 mi)	15	330	2	10	\$1,150
	Premium Gasoline		28 / 28 / 29	311				
<b>CADILLAC</b>								
<b>ELR</b>								
1.4L, 4cyl, 126 kW	Electricity	82 MPGe	(41kWh/100 mi)	37	340	5	10	\$900
	Premium Gasoline		33 / 31 / 35	307				
<b>COMPACT CARS</b>								
<b>CHEVROLET</b>								
<b>Volt</b>								
1.4L, 4cyl, 111 kW 3 phase AC	Electricity	98 MPGe	(35kWh/100 mi)	38	380	4	10	\$750
	Premium Gasoline		37 / 35 / 40	344				
<b>MIDSIZE CARS</b>								
<b>FORD</b>								
<b>C-MAX Energi Plug-in Hybrid</b>								
2.0L, 4cyl, 68 kW DCPM‡	Electricity + Gasoline	88 MPGe	([37kWh +0 gal]/100 mi)	20	550	2.5	10	\$750
	Gasoline		38 / 40 / 36	532				
<b>Fusion Energi Plug-in Hybrid</b>								
2.0L, 4cyl, 68 kW DCPM‡	Electricity + Gasoline	88 MPGe	([37kWh +0 gal]/100 mi)	20	550	2.5	10	\$750
	Gasoline		38 / 40 / 36	532				
<b>HONDA</b>								
<b>Accord Plug-in Hybrid</b>								
2.0L, 4cyl, 124 kW DCPM‡	Electricity + Gasoline	115 MPGe	([29kWh +0 gal]/100 mi)§	13§	570	0.67	10	\$650
	Gasoline		46 / 47 / 46	561				
<b>TOYOTA</b>								
<b>Prius Plug-in Hybrid</b>								
1.8L, 4cyl, 18 kW AC	Electricity + Gasoline	95 MPGe	([29kWh +0.2 gal]/100 mi)	11	540	1.5	10	\$650
	Gasoline		50 / 51 / 49	530				

Manufacturer Model Eng. Size/No. Cyl, Elec. Motor	Fuel	Fuel Economy	Range (miles)	Total Range* (miles)	Charge Time (hrs @ 240)	GHG Rating	Annual Fuel Cost
		Combined MPGe					
<b>LARGE CARS</b>							
<b>PORSCHE</b>							
<b>Panamera S E-Hybrid</b>							
3.0L, 6cyl, 70 kW	Electricity + Gasoline	50 MPGe ([52kWh +0.5 gal]/100 mi)	16	540	3	9	\$1,350
	Premium Gasoline	25 / 23 / 29	528				

\* Total range is rounded to the nearest 10 miles.

† Only available in selected areas of the U.S.

‡ Direct current permanent magnet brushless motor.

§ This vehicle did not use any gasoline for the first 13 miles in EPA tests. However, depending on how you drive the vehicle, you may use both gasoline and electricity during the first 13 miles following a full charge.

## HYBRID-ELECTRIC VEHICLES

It's no coincidence that some of the most fuel-efficient vehicles for the 2014 model year are hybrid-electric vehicles (HEVs). Hybrids combine the best features of the internal combustion engine with an electric motor and can significantly improve fuel economy without sacrificing performance or driving range. HEVs may also be configured to provide increased performance rather than fuel economy.

HEVs are primarily propelled by an internal combustion engine, just like conventional vehicles. However, they also convert energy normally wasted during coasting and braking into electricity, which is stored in a battery until needed by the electric motor. The electric motor assists the engine when accelerating or hill climbing and at low speeds where internal combustion engines are least efficient. Unlike all-electric vehicles, HEVs do not need to be plugged into an external source of electricity to be recharged; conventional gasoline and regenerative braking provide all the energy the vehicle needs.

Annual fuel cost is estimated assuming 15,000 miles of travel each year (55% city and 45% highway) and a fuel cost of \$2.14 per gallon for regular unleaded gasoline or \$2.55 for premium gasoline.

Manufacturer Model Configuration (trans, eng size, cyl)	MPG		Annual Fuel Cost	GHG Rating	Battery Type	Manufacturer Model Configuration (trans, eng size, cyl)	MPG		Annual Fuel Cost	GHG Rating	Battery Type
	Comb	City/Hwy					Comb	City/Hwy			
<b>TWO SEATER CARS</b>						<b>MIDSIZE CARS</b>					
<b>FERRARI</b>						<b>ACURA</b>					
<b>LaFerrari Hybrid</b>						<b>RLX Hybrid</b>					
AM-7, 6.3L, 12cyl	14	12/16	\$2,750	2	Two 480V Li-Ion	A-S7, 3.5L, 6cyl	30	28/32	\$1,250	8	260V Li-Ion
<b>HONDA</b>						<b>BMW</b>					
<b>CR-Z</b>						<b>ActiveHybrid 5</b>					
AV-S7, 1.5L, 4cyl	37	36/39	\$850	9	144V Li-Ion	A-S8, 3.0L, 6cyl	26	23/30	\$1,450	7	374V Li-Ion
M-6, 1.5L, 4cyl	34	31/38	\$950	8	144V Li-Ion	<b>BUICK</b>					
<b>COMPACT CARS</b>						<b>LaCrosse eAssist</b>					
<b>ACURA</b>						A-S6, 2.4L, 4cyl 29 25/36 \$1,100 7 115V Li-Ion					
<b>ILX Hybrid</b>						<b>Regal eAssist</b>					
AV-S7, 1.5L, 4cyl	38	39/38	\$1,000	9	144V Li-Ion	A-S6, 2.4L, 4cyl	29	25/36	\$1,100	7	115V Li-Ion
<b>BMW</b>						<b>CHEVROLET</b>					
<b>ActiveHybrid 3</b>						<b>Malibu eAssist</b>					
A-S8, 3.0L, 6cyl	28	25/33	\$1,350	7	374V Li-Ion	A-S6, 2.4L, 4cyl	29	25/36	\$1,100	7	115V Li-Ion
<b>HONDA</b>						<b>FORD</b>					
<b>Civic Hybrid</b>						<b>Fusion Hybrid FWD</b>					
AV, 1.5L, 4cyl	45	44/47	\$700	10	144V Li-Ion	AV, 2.0L, 4cyl	42	44/41	\$750	9	280V Li-Ion
<b>Insight</b>						<b>HONDA</b>					
AV-S7, 1.3L, 4cyl	42	41/44	\$750	9	101V Ni-MH	<b>Accord Hybrid</b>					
AV, 1.3L, 4cyl	42	41/44	\$750	9	101V Ni-MH	AV, 2.0L, 4cyl	47	50/45	\$700	10	259V Li-Ion
<b>INFINITI</b>						<b>HYUNDAI</b>					
<b>Q50 Hybrid</b>						<b>Sonata Hybrid</b>					
A-S7, 3.5L, 6cyl	31	29/36	\$1,250	8	346V Li-Ion	AM-6, 2.4L, 4cyl	38	36/40	\$850	9	270V Li-Ion
<b>Q50 Hybrid AWD</b>						<b>Sonata Hybrid Limited</b>					
A-S7, 3.5L, 6cyl	30	28/35	\$1,250	8	346V Li-Ion	AM-6, 2.4L, 4cyl	37	36/40	\$850	9	270V Li-Ion
<b>Q50S Hybrid</b>						<b>INFINITI</b>					
A-S7, 3.5L, 6cyl	30	28/34	\$1,250	8	346V Li-Ion	<b>Q70 Hybrid</b>					
<b>Q50S Hybrid AWD</b>						A-S7, 3.5L, 6cyl 31 29/34 \$1,250 8 346V Li-Ion					
A-S7, 3.5L, 6cyl	28	27/31	\$1,350	7	346V Li-Ion	<b>KIA</b>					
<b>LEXUS</b>						<b>Optima Hybrid</b>					
<b>CT 200h</b>						AM-6, 2.4L, 4cyl 38 36/40 \$850 9 270V Li-Ion					
AV, 1.8L, 4cyl	42	43/40	\$750	9	202V Ni-MH	<b>Optima Hybrid EX</b>					
<b>TOYOTA</b>						AM-6, 2.4L, 4cyl 37 35/39 \$850 9 270V Li-Ion					
<b>Prius c</b>						<b>LEXUS</b>					
AV, 1.5L, 4cyl	50	53/46	\$650	10	144V Ni-MH	<b>ES 300h</b>					
<b>VOLKSWAGEN</b>						AV-S6, 2.5L, 4cyl 40 40/39 \$800 9 245V Ni-MH					
<b>Jetta Hybrid</b>						<b>GS 450h</b>					
AM-S7, 1.4L, 4cyl	45	42/48	\$850	10	220V Li-Ion	AV-S8, 3.5L, 6cyl	31	29/34	\$1,250	8	288V Ni-MH
						<b>LS 600h L</b>					
						AV-S8, 5.0L, 8cyl 20 19/23 \$1,900 5 288V Ni-MH					



Manufacturer Model Configuration (trans, eng size, cyl)	MPG		Annual Fuel Cost	GHG Rating	Battery Type
	Comb	City/Hwy			
<b>LINCOLN</b>					
<b>MKZ Hybrid FWD</b>					
AV, 2.0L, 4cyl	38	38/37	\$850	9	280V Li-Ion
<b>MERCEDES-BENZ</b>					
<b>E400 Hybrid</b>					
A-7, 3.5L, 6cyl	26	24/30	\$1,450	7	126V Li-Ion
<b>TOYOTA</b>					
<b>Avalon Hybrid</b>					
AV-S6, 2.5L, 4cyl	40	40/39	\$800	9	245V Ni-MH
<b>Camry Hybrid LE</b>					
AV, 2.5L, 4cyl	41	43/39	\$800	9	245V Ni-MH
<b>Camry Hybrid XLE/SE</b>					
AV, 2.5L, 4cyl	40	40/38	\$800	9	245V Ni-MH
<b>Prius</b>					
AV, 1.8L, 4cyl	50	51/48	\$650	10	202V Ni-MH

## LARGE CARS

<b>BMW</b>					
<b>ActiveHybrid 7L</b>					
A-S8, 3.0L, 6cyl	25	22/30	\$1,550	6	374V Li-Ion
<b>CHEVROLET</b>					
<b>Impala eAssist</b>					
A-S6, 2.4L, 4cyl	29	25/35	\$1,100	7	115V Li-Ion
<b>FORD</b>					
<b>C-MAX Hybrid FWD</b>					
AV, 2.0L, 4cyl	40	42/37	\$800	9	280V Li-Ion

## MIDSIZE STATION WAGONS

<b>TOYOTA</b>					
<b>Prius v</b>					
AV, 1.8L, 4cyl	42	44/40	\$750	9	202V Ni-MH

## SMALL SPORT UTILITY VEHICLES 2WD

<b>LEXUS</b>					
<b>RX 450h</b>					
AV-S6, 3.5L, 6cyl	30	32/28	\$1,250	8	288V Ni-MH

Manufacturer Model Configuration (trans, eng size, cyl)	MPG		Annual Fuel Cost	GHG Rating	Battery Type
	Comb	City/Hwy			
<b>SMALL SPORT UTILITY VEHICLES 4WD</b>					

<b>AUDI</b>					
<b>Q5 Hybrid</b>					
A-S8, 2.0L, 4cyl	26	24/30	\$1,450	7	266V Li-Ion
<b>LEXUS</b>					
<b>RX 450h AWD</b>					
AV-S6, 3.5L, 6cyl	29	30/28	\$1,300	7	288V Ni-MH
<b>SUBARU</b>					
<b>XV Crosstrek Hybrid AWD</b>					
AV, 2.0L, 4cyl	31	29/33	\$1,050	8	101V Ni-MH

## STANDARD SPORT UTILITY VEHICLES 2WD

<b>INFINITI</b>					
<b>QX60 Hybrid FWD</b>					
AV-S7, 2.5L, 4cyl	26	26/28	\$1,250	7	144V Li-Ion
<b>NISSAN</b>					
<b>Pathfinder Hybrid 2WD</b>					
AV, 2.5L, 4cyl	26	25/28	\$1,250	7	144V Li-Ion

## STANDARD SPORT UTILITY VEHICLES 4WD

<b>INFINITI</b>					
<b>QX60 Hybrid AWD</b>					
AV-S7, 2.5L, 4cyl	26	25/28	\$1,250	7	144V Li-Ion
<b>NISSAN</b>					
<b>Pathfinder Hybrid 4WD</b>					
AV, 2.5L, 4cyl	26	25/27	\$1,250	7	144V Li-Ion

<b>PORSCHE</b>					
<b>Cayenne S Hybrid</b>					
A-8, 3.0L, 6cyl	21	20/24	\$1,800	5	288V Ni-MH
<b>TOYOTA</b>					
<b>Highlander Hybrid 4WD</b>					
AV-S6, 3.5L, 6cyl	28	27/28	\$1,150	7	288V Ni-MH
<b>Highlander Hybrid 4WD LE Plus</b>					
AV-S6, 3.5L, 6cyl	28	28/28	\$1,150	7	288V Ni-MH
<b>VOLKSWAGEN</b>					
<b>Touareg Hybrid</b>					
A-S8, 3.0L, 6cyl	21	20/24	\$1,800	5	288V Ni-MH

## ETHANOL FLEXIBLE FUEL VEHICLES

Ethanol flexible fuel vehicles (FFVs) are designed by the original manufacturer to operate on gasoline, E85, or any mixture of the two fuels. Annual fuel cost is estimated assuming 15,000 miles of travel each year (55% city and 45% highway) and an average fuel cost of \$3.23 per gallon for E85, \$2.14 per gallon for regular unleaded gasoline, and \$2.55 per gallon for premium unleaded gasoline. The price of ethanol is highly variable from region to region; it is typically lower in the Midwestern United States and higher in other areas. Therefore, actual consumer experience may differ significantly from the annual fuel cost estimate presented here.

Fuel economy and driving range values are shown for both gasoline and E85. When operating your FFV on mixtures of gasoline and E85, such as when alternating between using these fuels, your driving range and fuel economy values will be somewhere between those listed for the two fuels, depending on the actual percentage of gasoline and E85 in the tank.

Manufacturer Model Configuration (trans, eng size, cyl)	MPG		Annual Fuel Cost	GHG Rating	Fuel	Range (miles)	Manufacturer Model Configuration (trans, eng size, cyl)	MPG		Annual Fuel Cost	GHG Rating	Fuel	Range (miles)
	Comb	City/Hwy						Comb	City/Hwy				
<b>SUBCOMPACT CARS</b>							<b>FORD</b>						
<b>AUDI</b>							<b>Focus FWD FFV</b>						
<b>A5 Cabriolet quattro</b>							AM-6, 2.0L, 4cyl						
A-S8, 2.0L, 4cyl	24	20/29	\$1,600	6	P	406	30	26/37	\$1,050	8	Gas	372	
	16	14/20	\$3,050	6	E85	270	23	20/28	\$2,100	8	E85	285	
<b>A5 quattro</b>							A-S6, 2.0L, 4cyl						
A-S8, 2.0L, 4cyl	24	20/29	\$1,600	6	P	406	30	26/37	\$1,050	8	Gas	372	
	16	14/20	\$3,050	6	E85	270	23	20/28	\$2,100	8	E85	285	
<b>BENTLEY</b>							M-5, 2.0L, 4cyl						
<b>Continental GT Speed Convertible</b>							Focus SFE FWD FFV						
A-S8, 6.0L, 12cyl	15	12/20	\$2,550	2	P	357	AM-6, 2.0L, 4cyl	33	28/40	\$950	8	Gas	409
	11	9/15	\$4,400	2	E85	262	23	20/28	\$2,100	8	E85	285	
<b>Continental GTC</b>							<b>MERCEDES-BENZ</b>						
<b>A-S8, 6.0L, 12cyl</b>							<b>C300 4matic</b>						
A-S8, 6.0L, 12cyl	15	12/20	\$2,550	2	P	357	A-7, 3.5L, 6cyl	22	19/26	\$1,750	5	P	380
	11	9/15	\$4,400	2	E85	262	15	13/18	\$3,250	6	E85	260	
<b>MERCEDES-BENZ</b>							<b>C350</b>						
<b>E350 4matic Coupe</b>							A-7, 3.5L, 6cyl						
A-7, 3.5L, 6cyl	23	20/28	\$1,650	6	P	400	23	20/29	\$1,650	6	P	400	
	17	15/21	\$2,850	6	E85	300	17	15/21	\$2,850	6	E85	300	
<b>E350 Convertible</b>							<b>MIDSIZE CARS</b>						
<b>A-7, 3.5L, 6cyl</b>							<b>BENTLEY</b>						
A-7, 3.5L, 6cyl	23	20/28	\$1,650	6	P	400	<b>Flying Spur</b>						
	17	14/21	\$2,850	6	E85	300	A-S8, 6.0L, 12cyl						
<b>E350 Coupe</b>							A-S8, 6.0L, 12cyl						
A-7, 3.5L, 6cyl	23	20/29	\$1,650	6	P	400	15	12/20	\$2,550	2	P	357	
	18	15/22	\$2,700	6	E85	310	11	9/15	\$4,400	2	E85	262	
<b>COMPACT CARS</b>							<b>BUICK</b>						
<b>AUDI</b>							<b>LaCrosse</b>						
<b>A4 quattro</b>							A-S6, 3.6L, 6cyl						
A-S8, 2.0L, 4cyl	24	20/29	\$1,600	6	P	406	21	18/28	\$1,550	5	Gas	390	
	16	14/20	\$3,050	6	E85	270	16	14/20	\$3,050	6	E85	300	
<b>BENTLEY</b>							<b>LaCrosse AWD</b>						
<b>Continental GT</b>							A-S6, 3.6L, 6cyl						
A-S8, 6.0L, 12cyl	15	12/21	\$2,550	2	P	357	20	17/26	\$1,600	5	Gas	390	
	11	9/15	\$4,400	2	E85	262	14	12/18	\$3,450	5	E85	270	
<b>CHRYSLER</b>							<b>CHRYSLER</b>						
<b>200 Convertible</b>							<b>200</b>						
A-6, 3.6L, 6cyl	22	19/29	\$1,450	5	Gas	370	A-6, 3.6L, 6cyl	22	19/29	\$1,450	5	Gas	370
	16	14/21	\$3,050	6	E85	275	16	14/21	\$3,050	6	E85	275	
<b>DODGE</b>							<b>DODGE</b>						
<b>Avenger</b>							<b>Avenger</b>						
A-6, 3.6L, 6cyl	22	19/29	\$1,450	5	Gas	370	A-6, 3.6L, 6cyl	22	19/29	\$1,450	5	Gas	370
	16	14/21	\$3,050	6	E85	275	16	14/21	\$3,050	6	E85	275	
<b>Dart</b>							<b>Dart</b>						
<b>A-6, 2.0L, 4cyl</b>							A-6, 2.0L, 4cyl						
	27	24/34	\$1,200	7	Gas	383	27	24/34	\$1,200	7	Gas	383	
	19	17/24	\$2,550	7	E85	270	19	17/24	\$2,550	7	E85	270	

Manufacturer Model Configuration (trans, eng size, cyl)	MPG		Annual Fuel Cost	GHG Rating	Fuel	Range (miles)
	Comb	City/Hwy				
<b>JAGUAR</b>						
<b>XF FFV</b>						
A-S8, 3.0L, 6cyl	21	17/28	\$1,800	5	P	378
	15	13/19	\$3,250	5	E85	270
A-S8, 5.0L, 8cyl	18	15/23	\$2,150	4	P	324
	13	11/17	\$3,750	4	E85	234

## MERCEDES-BENZ

### E350

A-7, 3.5L, 6cyl	23	20/29	\$1,650	6	P	490
	18	15/22	\$2,700	6	E85	380

### E350 4matic

A-7, 3.5L, 6cyl	23	20/28	\$1,650	6	P	490
	18	16/21	\$2,700	6	E85	380

## LARGE CARS

## CHEVROLET

### Impala

A-S6, 3.6L, 6cyl	22	19/29	\$1,450	5	Gas	410
	16	14/20	\$3,050	6	E85	300

### Impala Limited

A-6, 3.6L, 6cyl	22	18/30	\$1,450	5	Gas	390
	16	13/22	\$3,050	6	E85	280

## CHRYSLER

### 300

A-8, 3.6L, 6cyl	23	19/31	\$1,400	6	Gas	439
	17	14/23	\$2,850	6	E85	325

### 300 AWD

A-8, 3.6L, 6cyl	21	18/27	\$1,550	5	Gas	401
	16	14/20	\$3,050	6	E85	306

## DODGE

### Charger

A-5, 3.6L, 6cyl	21	18/27	\$1,550	5	Gas	401
	15	13/19	\$3,250	5	E85	287

A-8, 3.6L, 6cyl	23	19/31	\$1,400	6	Gas	439
	17	14/23	\$2,850	6	E85	325

### Charger AWD

A-8, 3.6L, 6cyl	21	18/27	\$1,550	5	Gas	401
	16	14/20	\$3,050	6	E85	306

## FORD

### Taurus AWD FFV

A-S6, 3.5L, 6cyl	21	18/26	\$1,550	5	Gas	399
	15	13/19	\$3,250	5	E85	285

### Taurus FWD FFV

A-S6, 3.5L, 6cyl	23	19/29	\$1,400	6	Gas	437
	16	13/21	\$3,050	6	E85	304

## JAGUAR

### XJ FFV

A-S8, 3.0L, 6cyl	21	18/27	\$1,800	5	P	443
	14	12/19	\$3,450	5	E85	295

A-S8, 5.0L, 8cyl	18	15/23	\$2,150	4	P	380
	13	11/17	\$3,750	4	E85	274

### XJL FFV

A-S8, 3.0L, 6cyl	20	17/27	\$1,900	5	P	443
	14	11/19	\$3,450	5	E85	295

A-S8, 5.0L, 8cyl	18	15/23	\$2,150	4	P	380
	13	11/17	\$3,750	4	E85	274

Manufacturer Model Configuration (trans, eng size, cyl)	MPG		Annual Fuel Cost	GHG Rating	Fuel	Range (miles)
	Comb	City/Hwy				

## SMALL STATION WAGONS

## AUDI

### allroad quattro

A-S8, 2.0L, 4cyl	23	20/27	\$1,650	6	P	389
	15	14/18	\$3,250	5	E85	254

## STANDARD PICKUP TRUCKS 2WD

## CHEVROLET

### Silverado C15 2WD

A-6, 4.3L, 6cyl	20	18/24	\$1,600	5	Gas	520/680
	14	12/16	\$3,450	4	E85	360/480

A-6, 5.3L, 8cyl	19	16/23	\$1,700	4	Gas	490/650
	14	12/17	\$3,450	5	E85	360/480

A-6, 6.2L, 8cyl	NA	NA	NA	NA	Gas	NA
	NA	NA	NA	NA	E85	NA

## FORD

### F150 Pickup 2WD FFV

A-S6, 3.7L, 6cyl	19	17/23	\$1,700	4	Gas	494/684
	14	12/17	\$3,450	5	E85	364/504

A-6, 3.7L, 6cyl	19	17/23	\$1,700	4	Gas	494/684
	14	12/17	\$3,450	5	E85	364/504

A-S6, 5.0L, 8cyl	17	15/21	\$1,900	3	Gas	442/612
	13	11/15	\$3,750	4	E85	338/468

A-6, 5.0L, 8cyl	17	15/21	\$1,900	3	Gas	442/612
	13	11/15	\$3,750	4	E85	338/468

## GMC

### Sierra C15 2WD

A-6, 4.3L, 6cyl	20	18/24	\$1,600	5	Gas	520/680
	14	12/16	\$3,450	4	E85	360/480

A-6, 5.3L, 8cyl	19	16/23	\$1,700	4	Gas	490/650
	14	12/17	\$3,450	5	E85	360/480

A-6, 6.2L, 8cyl	NA	NA	NA	NA	Gas	NA
	NA	NA	NA	NA	E85	NA

## NISSAN

### Titan 2WD

A-5, 5.6L, 8cyl	15	13/18	\$2,150	2	Gas	420
	11	9/13	\$4,400	2	E85	310

## RAM

### 1500 2WD

A-8, 3.6L, 6cyl	20	17/25	\$1,600	5	Gas	520/640
	14	12/17	\$3,450	5	E85	364/448

## STANDARD PICKUP TRUCKS 4WD

## CHEVROLET

### Silverado K15 4WD

A-6, 4.3L, 6cyl	19	17/22	\$1,700	4	Gas	490/650
	13	12/15	\$3,750	4	E85	340/440

A-6, 5.3L, 8cyl	18	16/22	\$1,800	4	Gas	470/610
	13	12/16	\$3,750	4	E85	340/440

A-6, 6.2L, 8cyl	NA	NA	NA	NA	Gas	NA
	NA	NA	NA	NA	E85	NA

Manufacturer Model Configuration (trans, eng size, cyl)	MPG		Annual Fuel Cost	GHG Rating	Fuel	Range (miles)
	Comb	City/Hwy				
<b>FORD</b>						
<b>F150 Pickup 4WD FFV</b>						
A-S6, 3.7L, 6cyl	18	16/21	\$1,800	4	Gas	468/648
	13	11/15	\$3,750	4	E85	338/468
A-6, 3.7L, 6cyl	18	16/21	\$1,800	4	Gas	468/648
	13	11/15	\$3,750	4	E85	338/468
A-S6, 5.0L, 8cyl	16	14/19	\$2,000	3	Gas	416/576
	12	10/14	\$4,050	3	E85	312/432
A-6, 5.0L, 8cyl	16	14/19	\$2,000	3	Gas	416/576
	12	10/14	\$4,050	3	E85	312/432

## GMC

### Sierra K15 4WD

A-6, 4.3L, 6cyl	19	17/22	\$1,700	4	Gas	490/650
	13	12/15	\$3,750	4	E85	340/440
A-6, 5.3L, 8cyl	18	16/22	\$1,800	4	Gas	470/610
	13	12/16	\$3,750	4	E85	340/440
A-6, 6.2L, 8cyl	NA	NA	NA	NA	Gas	NA
	NA	NA	NA	NA	E85	NA

## NISSAN

### Titan 4WD

A-5, 5.6L, 8cyl	14	12/17	\$2,300	2	Gas	390
	10	9/12	\$4,850	2	E85	280

## RAM

### 1500 4WD

A-8, 3.6L, 6cyl	19	16/23	\$1,700	4	Gas	494/608
	13	11/16	\$3,750	4	E85	338/416

## TOYOTA

### Tundra 4WD FFV

A-S6, 5.7L, 8cyl	15	13/17	\$2,150	2	Gas	396
	11	9/12	\$4,400	2	E85	290

## VANS, CARGO TYPE

## CHEVROLET

### Express 1500 2WD Cargo

A-4, 5.3L, 8cyl	15	13/18	\$2,150	2	Gas	470
	11	10/13	\$4,400	3	E85	340

### Express 1500 2WD Conversion Cargo

A-4, 5.3L, 8cyl	14	13/17	\$2,300	2	Gas	430
	11	10/13	\$4,400	2	E85	340

### Express 1500 AWD Cargo

A-4, 5.3L, 8cyl	14	13/17	\$2,300	2	Gas	430
	11	10/12	\$4,400	3	E85	340

### Express 1500 AWD Conversion Cargo

A-4, 5.3L, 8cyl	14	13/17	\$2,300	2	Gas	430
	10	9/12	\$4,850	2	E85	310

### Express 2500 2WD Conversion Cargo

A-6, 6.0L, 8cyl	12	10/15	\$2,650	1	Gas	370
	9	7/11	\$5,400	1	E85	280

## FORD

### E150 Van FFV

A-4, 4.6L, 8cyl	15	13/16	\$2,150	2	Gas	498
	11	10/12	\$4,400	2	E85	365
A-4, 5.4L, 8cyl	14	12/16	\$2,300	2	Gas	465
	10	9/12	\$4,850	2	E85	332

Manufacturer Model Configuration (trans, eng size, cyl)	MPG		Annual Fuel Cost	GHG Rating	Fuel	Range (miles)
	Comb	City/Hwy				
<b>E250 Van FFV</b>						
A-4, 4.6L, 8cyl	15	13/16	\$2,150	2	Gas	498
	11	10/12	\$4,400	2	E85	365
A-4, 5.4L, 8cyl	14	12/16	\$2,300	2	Gas	465
	10	9/12	\$4,850	2	E85	332
<b>E350 Van FFV</b>						
A-4, 5.4L, 8cyl	13	12/16	\$2,450	1	Gas	432
	10	9/12	\$4,850	2	E85	332

## GMC

### Savana 1500 AWD (cargo)

A-4, 5.3L, 8cyl	14	13/17	\$2,300	2	Gas	430
	11	10/12	\$4,400	3	E85	340

### Savana 1500 AWD Conversion (cargo)

A-4, 5.3L, 8cyl	14	13/17	\$2,300	2	Gas	430
	10	9/12	\$4,850	2	E85	310

### Savana 1500 2WD (cargo)

A-4, 5.3L, 8cyl	15	13/18	\$2,150	2	Gas	470
	11	10/13	\$4,400	3	E85	340

### Savana 1500 2WD Conversion (cargo)

A-4, 5.3L, 8cyl	14	13/17	\$2,300	2	Gas	430
	11	10/13	\$4,400	2	E85	340

### Savana 2500 2WD Conversion (cargo)

A-6, 6.0L, 8cyl	12	10/15	\$2,650	1	Gas	370
	9	7/11	\$5,400	1	E85	280

## VANS, PASSENGER TYPE

## CHEVROLET

### Express 1500 2WD Passenger

A-4, 5.3L, 8cyl	14	13/17	\$2,300	2	Gas	430
	11	10/13	\$4,400	2	E85	340

### Express 1500 AWD Passenger

A-4, 5.3L, 8cyl	14	13/17	\$2,300	2	Gas	430
	10	9/12	\$4,850	2	E85	310

### Express 2500 2WD Passenger

A-6, 6.0L, 8cyl	13	11/16	\$2,450	1	Gas	400
	9	8/11	\$5,400	1	E85	280

### Express 3500 2WD Passenger

A-6, 6.0L, 8cyl	12	11/16	\$2,650	1	Gas	370
	9	8/11	\$5,400	1	E85	280

## FORD

### E150 Wagon FFV

A-4, 4.6L, 8cyl	14	13/16	\$2,300	2	Gas	465
	10	9/12	\$4,850	2	E85	332
A-4, 5.4L, 8cyl	13	12/16	\$2,450	1	Gas	432
	10	9/12	\$4,850	2	E85	332

### E350 Wagon FFV

A-4, 5.4L, 8cyl	13	11/15	\$2,450	1	Gas	432
	10	9/11	\$4,850	2	E85	332

## GMC

### Savana 1500 2WD (Passenger)

A-4, 5.3L, 8cyl	14	13/17	\$2,300	2	Gas	430
	11	10/13	\$4,400	2	E85	340

### Savana 1500 AWD (Passenger)

A-4, 5.3L, 8cyl	14	13/17	\$2,300	2	Gas	430
	10	9/12	\$4,850	2	E85	310

Manufacturer Model Configuration (trans, eng size, cyl)	MPG		Annual Fuel Cost	GHG Rating	Fuel	Range (miles)
	Comb	City/Hwy				
<b>Savana 2500 2WD (Passenger)</b>						
A-6, 6.0L, 8cyl	13	11/16	\$2,450	1	Gas	400
	9	8/11	\$5,400	1	E85	280

<b>Savana 3500 2WD (Passenger)</b>						
A-6, 6.0L, 8cyl	12	11/16	\$2,650	1	Gas	370
	9	8/11	\$5,400	1	E85	280

## MINIVANS 2WD

### CHRYSLER

#### Town and Country

A-6, 3.6L, 6cyl	20	17/25	\$1,600	5	Gas	400
	14	12/18	\$3,450	5	E85	280

### DODGE

#### Grand Caravan

A-6, 3.6L, 6cyl	20	17/25	\$1,600	5	Gas	400
	14	12/18	\$3,450	5	E85	280

### RAM

#### C/V

A-6, 3.6L, 6cyl	21	18/26	\$1,550	5	Gas	420
	15	13/18	\$3,250	5	E85	300

### VOLKSWAGEN

#### Routan

A-6, 3.6L, 6cyl	20	17/25	\$1,600	5	Gas	400
	14	12/18	\$3,450	5	E85	280

## SMALL SPORT UTILITY VEHICLES 2WD

### CHEVROLET

#### Captiva FWD

A-6, 2.4L, 4cyl	23	20/28	\$1,400	6	Gas	380
	18	15/22	\$2,700	6	E85	300
A-6, 3.0L, 6cyl	19	17/24	\$1,700	4	Gas	370
	14	12/17	\$3,450	5	E85	270

#### Equinox FWD

A-6, 2.4L, 4cyl	26	22/32	\$1,250	7	Gas	490
	18	15/22	\$2,700	6	E85	340
A-6, 3.6L, 6cyl	20	17/24	\$1,600	5	Gas	420
	16	13/22	\$3,050	6	E85	330

### DODGE

#### Journey FWD

A-6, 3.6L, 6cyl	19	17/25	\$1,700	4	Gas	390
	14	12/18	\$3,450	5	E85	287

### GMC

#### Terrain FWD

A-6, 2.4L, 4cyl	26	22/32	\$1,250	7	Gas	490
	18	15/22	\$2,700	6	E85	340
A-6, 3.6L, 6cyl	20	17/24	\$1,600	5	Gas	420
	16	13/22	\$3,050	6	E85	330

## SMALL SPORT UTILITY VEHICLES 4WD

### AUDI

#### Q5

A-S8, 2.0L, 4cyl	23	20/28	\$1,650	6	P	455
	16	14/19	\$3,050	6	E85	317

Manufacturer Model Configuration (trans, eng size, cyl)	MPG		Annual Fuel Cost	GHG Rating	Fuel	Range (miles)
	Comb	City/Hwy				
<b>CHEVROLET</b>						
<b>Captiva AWD</b>						
A-6, 3.0L, 6cyl	18	16/22	\$1,800	4	Gas	300
	13	11/16	\$3,750	4	E85	220

#### Equinox AWD

A-6, 2.4L, 4cyl	23	20/29	\$1,400	6	Gas	430
	17	14/20	\$2,850	6	E85	320
A-6, 3.6L, 6cyl	19	16/23	\$1,700	4	Gas	400
	14	12/17	\$3,450	5	E85	290

### GMC

#### Terrain AWD

A-6, 2.4L, 4cyl	23	20/29	\$1,400	6	Gas	430
	17	14/20	\$2,850	6	E85	320
A-6, 3.6L, 6cyl	19	16/23	\$1,700	4	Gas	400
	14	12/17	\$3,450	5	E85	290

## STANDARD SPORT UTILITY VEHICLES 2WD

### CADILLAC

#### Escalade 2WD

A-6, 6.2L, 8cyl	16	14/18	\$2,000	3	Gas	410
	12	10/15	\$4,050	3	E85	310

#### Escalade ESV 2WD

A-6, 6.2L, 8cyl	16	14/18	\$2,000	3	Gas	510
	12	10/15	\$4,050	3	E85	380

### CHEVROLET

#### Suburban C10 2WD

A-6, 5.3L, 8cyl	17	15/21	\$1,900	3	Gas	540
	13	11/16	\$3,750	4	E85	410

#### Tahoe C10 2WD

A-6, 5.3L, 8cyl	17	15/21	\$1,900	3	Gas	430
	13	11/16	\$3,750	4	E85	330

### DODGE

#### Durango RWD

A-8, 3.6L, 6cyl	20	18/25	\$1,600	5	Gas	494
	15	13/19	\$3,250	5	E85	370

### FORD

#### Expedition 2WD FFV

A-6, 5.4L, 8cyl	16	14/20	\$2,000	3	Gas	448/536
	12	10/14	\$4,050	3	E85	336/402

#### Explorer 2WD FFV

A-S6, 3.5L, 6cyl	20	17/24	\$1,600	5	Gas	372
	15	13/18	\$3,250	5	E85	279

### GMC

#### Yukon C10 2WD

A-6, 5.3L, 8cyl	17	15/21	\$1,900	3	Gas	430
	13	11/16	\$3,750	4	E85	330
A-6, 6.2L, 8cyl	16	14/18	\$2,000	3	Gas	410
	12	10/15	\$4,050	3	E85	310

#### Yukon XL C10 2WD

A-6, 5.3L, 8cyl	17	15/21	\$1,900	3	Gas	540
	13	11/16	\$3,750	4	E85	410
A-6, 6.2L, 8cyl	16	14/18	\$2,000	3	Gas	510
	12	10/15	\$4,050	3	E85	380

Manufacturer Model Configuration (trans, eng size, cyl)	MPG		Annual Fuel Cost	GHG Rating	Fuel	Range (miles)
	Comb	City/Hwy				
<b>JEEP</b>						
<b>Grand Cherokee 2WD</b>						
A-8, 3.6L, 6cyl	20	17/25	\$1,600	5	Gas	469
	16	14/19	\$3,050	5	E85	395
<b>LINCOLN</b>						
<b>Navigator 2WD FFV</b>						
A-6, 5.4L, 8cyl	16	14/20	\$2,000	3	Gas	448/536
	12	10/14	\$4,050	3	E85	336/402
<b>NISSAN</b>						
<b>Armada 2WD</b>						
A-5, 5.6L, 8cyl	15	12/19	\$2,150	2	Gas	420
	11	9/13	\$4,400	2	E85	310
<b>STANDARD SPORT UTILITY VEHICLES 4WD</b>						
<b>CADILLAC</b>						
<b>Escalade AWD</b>						
A-6, 6.2L, 8cyl	15	13/18	\$2,150	2	Gas	380
	12	10/14	\$4,050	3	E85	310
<b>Escalade ESV AWD</b>						
A-6, 6.2L, 8cyl	14	13/18	\$2,300	2	Gas	450
	10	9/13	\$4,850	2	E85	320
<b>CHEVROLET</b>						
<b>Suburban K10 4WD</b>						
A-6, 5.3L, 8cyl	17	15/21	\$1,900	3	Gas	540
	13	11/16	\$3,750	4	E85	410
<b>Tahoe K10 4WD</b>						
A-6, 5.3L, 8cyl	17	15/21	\$1,900	3	Gas	430
	13	11/16	\$3,750	4	E85	330
<b>DODGE</b>						
<b>Durango AWD</b>						
A-8, 3.6L, 6cyl	19	17/24	\$1,700	4	Gas	469
	15	13/18	\$3,250	5	E85	370
<b>FORD</b>						
<b>Expedition 4WD FFV</b>						
A-6, 5.4L, 8cyl	15	13/18	\$2,150	2	Gas	420/502
	11	9/13	\$4,400	2	E85	308/368
<b>Explorer AWD FFV</b>						
A-S6, 3.5L, 6cyl	19	17/23	\$1,700	4	Gas	353
	14	12/17	\$3,450	5	E85	260
<b>GMC</b>						
<b>Yukon Denali K10 AWD</b>						
A-6, 6.2L, 8cyl	15	13/18	\$2,150	2	Gas	380
	12	10/14	\$4,050	3	E85	310
<b>Yukon K10 4WD</b>						
A-6, 5.3L, 8cyl	17	15/21	\$1,900	3	Gas	430
	13	11/16	\$3,750	4	E85	330
<b>Yukon XL K10 4WD</b>						
A-6, 5.3L, 8cyl	17	15/21	\$1,900	3	Gas	540
	13	11/16	\$3,750	4	E85	410
<b>Yukon XL K10 AWD</b>						
A-6, 6.2L, 8cyl	14	13/18	\$2,300	2	Gas	450
	10	9/13	\$4,850	2	E85	320

Manufacturer Model Configuration (trans, eng size, cyl)	MPG		Annual Fuel Cost	GHG Rating	Fuel	Range (miles)
	Comb	City/Hwy				
<b>JEEP</b>						
<b>Grand Cherokee 4WD</b>						
A-8, 3.6L, 6cyl	19	17/24	\$1,700	4	Gas	469
	15	13/18	\$3,250	5	E85	370
<b>LAND ROVER</b>						
<b>Range Rover FFV</b>						
A-S8, 3.0L, 6cyl	19	17/23	\$2,000	4	P	526
	14	12/16	\$3,450	4	E85	388
A-S8, 5.0L, 8cyl	16	14/19	\$2,400	3	P	443
	11	9/14	\$4,400	3	E85	305
<b>Range Rover L FFV</b>						
A-S8, 3.0L, 6cyl	19	17/23	\$2,000	4	P	526
	14	12/16	\$3,450	4	E85	388
A-S8, 5.0L, 8cyl	16	14/19	\$2,400	3	P	443
	11	9/14	\$4,400	3	E85	305
<b>Range Rover Sport FFV</b>						
A-S8, 3.0L, 6cyl	19	17/23	\$2,000	4	P	526
	14	12/16	\$3,450	4	E85	388
A-S8, 5.0L, 8cyl	16	14/19	\$2,400	3	P	443
	11	10/14	\$4,400	3	E85	305
<b>LINCOLN</b>						
<b>Navigator 4WD FFV</b>						
A-6, 5.4L, 8cyl	15	13/18	\$2,150	2	Gas	420/502
	11	9/13	\$4,400	2	E85	308/368
<b>MERCEDES-BENZ</b>						
<b>ML350 4matic</b>						
A-7, 3.5L, 6cyl	19	17/22	\$2,000	4	P	470
	15	13/17	\$3,250	5	E85	370
<b>NISSAN</b>						
<b>Armada 4WD</b>						
A-5, 5.6L, 8cyl	14	12/18	\$2,300	2	Gas	390
	11	9/13	\$4,400	2	E85	310
<b>TOYOTA</b>						
<b>Sequoia 4WD FFV</b>						
A-S6, 5.7L, 8cyl	14	13/17	\$2,300	2	Gas	370
	10	9/12	\$4,850	2	E85	264

**Interior Volume (cu.ft.)**  
**Passenger / Cargo**

	2dr	4dr	Hatch	Pg
<b>ACURA</b>				
ILX		89/12		10
ILX Hybrid		89/12		10,38
MDX 2WD				23
MDX 4WD				25
RDX 2WD				23
RDX 4WD				25
RLX		102/15		13
RLX Hybrid		102/15		13,38
TL 2WD		98/13		13
TL 4WD		98/13		13
TSX		95/14		10
TSX Wagon		94/31		19

**ASTON MARTIN**

DB9	78/5			7
Rapide S		83/14		8
V8 Vantage				6
V8 Vantage S				6
Vanquish	78/5			8

**AUDI**

A4		91/12		10
A4 quattro		91/12		10,40
A5 Cabriolet	81/10			8
A5 Cabriolet quattro	81/10			8,40
A5 quattro	84/12			8,40
A6		98/16		13
A6 quattro		98/16		14,31
A7 quattro			94/25	14,31
A8		100/15		14
A8 L		107/15		17,31
allroad quattro		90/28		19,41
Q5				25,31,43
Q5 Hybrid				25,39
Q7				28,32
R8				6
R8 Spyder				6
RS 5	84/13			8
RS 5 Cabriolet	81/10			8
RS 7			94/25	14
S4		90/13		10
S5	84/13			9
S5 Cabriolet	81/10			9
S6		98/16		14
S7			94/25	14
S8		100/15		14
SQ5				25
TT Coupe quattro	74/13			9
TT Roadster quattro				6

**BENTLEY**

Continental GT	89/11			10,40
Continental GT Speed Convertible	86/7			9,40
Continental GTC	86/7			9,40
Flying Spur	102/13			14,40
Mulsanne		101/11		14

**BMW**

228i	88/11			9
320i		96/13		10
320i xDrive		96/13		10
328d		96/13		10,31
328d xDrive		96/13		10,31
328d xDrive Sports Wagon		97/28		5,19,31
328i		96/13		10
328i xDrive		96/13		11
328i xDrive Gran Turismo			102/25	17
328i xDrive Sports Wagon		97/28		19
335i		96/13		11

**Interior Volume (cu.ft.)**  
**Passenger / Cargo**

	2dr	4dr	Hatch	Pg
335i xDrive		96/13		11
335i xDrive Gran Turismo			102/25	17
428i Convertible	88/10			9
428i Coupe	92/12			11
428i xDrive Convertible	88/10			9
428i xDrive Coupe	92/12			11
435i Convertible	88/10			9
435i Coupe	92/12			11
435i xDrive Coupe	92/12			11
528i		102/14		14
528i xDrive		102/14		14
535d		102/14		14,31
535d xDrive		102/14		14,31
535i		102/14		14
535i Gran Turismo		112/10		17
535i xDrive		102/14		14
535i xDrive Gran Turismo		112/10		17
550i		102/14		14
550i Gran Turismo		112/10		17
550i xDrive		102/14		14
550i xDrive Gran Turismo		112/10		17
640i Convertible	88/11			9
640i Coupe	87/13			9
640i Gran Coupe		97/12		11
640i xDrive Convertible	88/11			9
640i xDrive Coupe	87/13			9
640i xDrive Gran Coupe	97/12			11
650i Convertible	88/11			9
650i Coupe	87/13			9
650i Gran Coupe		97/12		11
650i xDrive Convertible	88/11			9
650i xDrive Coupe	87/13			9
650i xDrive Gran Coupe	97/12			11
740i		107/14		17
740Li		115/14		17
740Li xDrive		115/14		17
750i		107/14		17
750i xDrive		107/14		17
750Li		115/14		17
750Li xDrive		115/14		17
760Li		115/14		17
ActiveHybrid 3		96/10		11,38
ActiveHybrid 5		102/10		14,38
ActiveHybrid 7L		115/10		17,39
Alpina B7 LWB		115/14		17
Alpina B7 LWB xDrive		115/14		17
Alpina B7 SWB		107/14		17
Alpina B7 SWB xDrive		107/14		17
i3 BEV		84/15		5,9,34
i3 REX		84/15		9,36
i8	81/5			9,36
M235i	88/11			9
M5		102/14		14
M6 Convertible	88/11			9
M6 Coupe	87/13			9
M6 Gran Coupe		97/12		11
X1 sDrive28i			98/25	17
X1 xDrive28i			98/25	17
X1 xDrive35i			98/25	18
X3 xDrive28i				25
X3 xDrive35i				25
X5 sDrive35i				28
X5 xDrive35d				28,32
X5 xDrive35i				28
X5 xDrive50i				28

**Interior Volume (cu.ft.)**  
**Passenger / Cargo**

	2dr	4dr	Hatch	Pg
X6 M				28
X6 xDrive35i				28
X6 xDrive50i				28
Z4 sDrive28i				6
Z4 sDrive35i				6
Z4 sDrive35is				6
<b>BUGATTI</b>				
Veyron				6
<b>BUICK</b>				
Enclave AWD				28
Enclave FWD				27
Encore				23
Encore AWD				25
LaCrosse		100/16		14,40
LaCrosse AWD		100/16		14,40
LaCrosse eAssist		100/16		14,38
Regal		98/13		14
Regal AWD		98/13		14
Regal eAssist		98/13		14,38
Verano		91/14		11
<b>BYD</b>				
e6				23,35
<b>CADILLAC</b>				
ATS		91/10		11
ATS AWD		91/10		11
CTS	99/15	99/15		14
CTS AWD		97/14		14
CTS Sedan		97/13		14
CTS Sedan AWD		97/13		14
CTS V		100/16		14
CTS Wagon		97/29		19
CTS Wagon AWD		97/29		19
ELR	83/11			9,36
Escalade 2WD				27,43
Escalade AWD				28,44
Escalade ESV 2WD				27,43
Escalade ESV AWD				28,44
SRX 2WD		101/30		27
SRX AWD				28
XTS		104/18		18
XTS AWD		104/18		18
XTS Hearse				23
XTS Limo		104/18		23
<b>CHEVROLET</b>				
Camaro	93/11			11
Captiva AWD				25,43
Captiva FWD		94/10		23,43
Corvette				6
Cruze		94/16		14,31
Cruze Eco		94/16		14
Equinox AWD				25,43
Equinox FWD		100/28		24,43
Express 1500 2WD Cargo				5,22,42
Express 1500 2WD Conversion Cargo				22,42
Express 1500 2WD Passenger				5,22,42
Express 1500 AWD Cargo				22,42
Express 1500 AWD Conversion Cargo				22,42
Express 1500 AWD Passenger				5,22,42
Express 2500 2WD Conversion Cargo				22,42
Express 2500 2WD Passenger				22,42
Express 3500 2WD Passenger				22,42
Impala		105/19		18,41
Impala eAssist		105/19		18,39
Impala Limited		105/19		18,41
Malibu		100/16		14
Malibu eAssist		100/16		14,38
Silverado C15 2WD				20,41

**Interior Volume (cu.ft.)**

**Passenger / Cargo**

	2dr 4dr Hatch			Pg
	Silverado K15 4WD			
Sonic		91/12		11
Sonic 5		91/19		14
Sonic 5 RS		91/19		14
Sonic RS		91/12		11
Spark		86/11		9
Spark EV		86/11		9,34
SS		112/17		18
Suburban C10 2WD				27,43
Suburban K10 4WD				28,44
Tahoe C10 2WD				27,43
Tahoe K10 4WD				28,44
Traverse AWD				28
Traverse FWD				27
Volt		90/18		11,36
<b>CHRYSLER</b>				
200		100/14		15,40
200 Convertible	88/13			11,40
300		106/16		18,41
300 AWD		106/16		18,41
300 SRT8		106/16		18
Town and Country				23,43
<b>DODGE</b>				
Avenger		100/13		15,40
Challenger	94/16			15
Challenger SRT8	94/16			15
Charger		105/16		18,41
Charger AWD		105/16		18,41
Charger SRT8		105/16		18
Dart		97/13		15,40
Dart Aero		97/13		15
Dart GT		97/13		15
Durango AWD				28,44
Durango RWD				27,43
Grand Caravan				23,43
Journey AWD				25
Journey FWD				24,43
<b>FERRARI</b>				
458 Italia				6
458 Speciale				6
458 Spider				6
California	75/7			8
F12				6
FF		90/22		15
LaFerrari Hybrid				6,38
<b>FIAT</b>				
500		76/7		8
500 Abarth		76/7		8
500 L		100/21		19
500e		72/7		5,8,34
<b>FORD</b>				
C-MAX Energi Plug-in Hybrid		100/19		15,36
C-MAX Hybrid FWD		100/24		5,18,39
E150 Van FFV				22,42
E150 Wagon FFV				5,22,42
E250 Van FFV				22,42
E350 Van				22
E350 Van FFV				22,42
E350 Wagon				22
E350 Wagon FFV				22,42
Edge AWD				25
Edge FWD				24
Escape AWD				25
Escape FWD				24
Expedition 2WD FFV				27,43
Expedition 4WD FFV				28,44

**Interior Volume (cu.ft.)**

**Passenger / Cargo**

	2dr 4dr Hatch			Pg
	Explorer 2WD FFV			
Explorer AWD				28
Explorer AWD FFV				28,44
Explorer FWD				27
F150 Pickup 2WD				20
F150 Pickup 2WD FFV				20,41
F150 Pickup 4WD				21
F150 Pickup 4WD FFV				21,42
F150 Raptor Pickup 4WD				21
Fiesta FWD		85/12	85/15	9
Fiesta SFE FWD		85/12	85/15	5,9
Fiesta ST FWD			85/15	11
Flex AWD				28
Flex FWD				27
Focus Electric			90/14	5,11,34
Focus FWD		90/13	90/23	11
Focus FWD FFV		90/13	90/23	11,40
Focus SFE FWD FFV		90/13	90/23	11,40
Fusion AWD		100/16		15
Fusion Energi Plug-in Hybrid		103/8		15,36
Fusion FWD		100/16		15
Fusion Hybrid FWD		101/16		15,38
Mustang	83/13			9
Mustang Convertible	81/9			9
Special Service Police FWD		103/17		18
Taurus AWD		102/20		18
Taurus AWD FFV		102/20		18,41
Taurus FWD		102/20		18
Taurus FWD FFV		102/20		18,41
Transit Connect Van 2WD				5,23
Transit Connect Wagon FWD				5,23
Transit Connect Wagon LWB FWD				23
<b>GMC</b>				
Acadia AWD				28
Acadia FWD				27
Savana 1500 AWD (cargo)				22,42
Savana 1500 AWD Conversion (cargo)				22,42
Savana 1500 2WD (cargo)				5,22,42
Savana 1500 2WD (Passenger)				5,22,42
Savana 1500 2WD Conversion (cargo)				22,42
Savana 1500 AWD (Passenger)				5,22,42
Savana 2500 2WD (Passenger)				22,43
Savana 2500 2WD Conversion (cargo)				22,42
Savana 3500 2WD (Passenger)				23,43
Sierra C15 2WD				21,41
Sierra K15 4WD				21,42
Terrain AWD				25,43
Terrain FWD		100/28		24,43
Yukon C10 2WD				27,43
Yukon Denali K10 AWD				28,44
Yukon K10 4WD				28,44
Yukon XL C10 2WD				27,43
Yukon XL K10 4WD				28,44
Yukon XL K10 AWD				28,44
<b>HONDA</b>				
Accord	92/14	103/16		15
Accord Hybrid	92/14	103/16		15,38
Accord Plug-in Hybrid		103/9		15,36
Civic	83/12	95/12		11
Civic HF		95/12		11
Civic Hybrid		95/11		11,38
Civic Natural Gas		95/6		11,33
CR-V 2WD				24
CR-V 4WD				25
CR-Z				5,6,38
Crosstour 2WD				24

**Interior Volume (cu.ft.)**

**Passenger / Cargo**

	2dr 4dr Hatch			Pg
	Crosstour 4WD			
FCX Clarity				33
Fit EV		91/21		5,19,34
Insight		85/16		11,38
Odyssey				23
Pilot 2WD				24
Pilot 4WD				25
Ridgeline Truck 4WD				21
<b>HYUNDAI</b>				
Accent		90/14	90/19	12
Azera		106/16		18
Elantra		96/15		15
Elantra Coupe	95/15			15
Elantra GT			96/23	15
Elantra Limited		96/15		15
Equus		111/16		18
Genesis		109/16		18
Genesis Coupe	89/10			9
Genesis R Spec		109/16		18
Santa Fe 2WD				24
Santa Fe 4WD				25
Santa Fe Sport 2WD				24
Santa Fe Sport 4WD				25
Santa Fe Ultimate 2WD				24
Santa Fe Ultimate 4WD				25
Sonata		104/16		18
Sonata Hybrid		104/12		15,38
Sonata Hybrid Limited		104/12		15,38
Tucson 2WD				24
Tucson 4WD				25
Veloster		90/16		12
<b>INFINITI</b>				
Q50		100/14		15
Q50 AWD		100/14		15
Q50 Hybrid		100/9		12,38
Q50 Hybrid AWD		100/9		12,38
Q50a		102/14		15
Q50a AWD		102/14		15
Q50S Hybrid		100/9		12,38
Q50S Hybrid AWD		100/9		12,38
Q60 AWD Coupe	85/7			9
Q60 Convertible	78/10			9
Q60 Coupe	85/7			9
Q70		104/15		15
Q70 AWD		104/15		15
Q70 Hybrid		104/11		15,38
QX50		92/19		19
QX50 AWD		92/19		19
QX60 AWD				26
QX60 FWD				24
QX60 Hybrid AWD				28,39
QX60 Hybrid FWD				27,39
QX70 AWD				26
QX70 RWD				24
QX80 2WD				27
QX80 4WD				28
<b>JAGUAR</b>				
F-Type Convertible	64/8			6
F-Type S Convertible	64/8			6
F-Type V8 S Convertible	64/8			6
XF		95/18		15
XF AWD		95/18		15
XF FFV		95/18		16,41
XJ		102/18		18
XJ AWD		102/18		18



Interior Volume (cu.ft.)				
Passenger / Cargo				
	2dr	4dr	Hatch	Pg
XJ FFV		102/18		18,41
XJL		109/18		18
XJL AWD		109/18		18
XJL FFV		109/18		18,41
XK	74/10			8
XK Convertible	74/10			8
<b>JEEP</b>				
Cherokee 4WD				26
Cherokee 4WD Active Drive II				26
Cherokee FWD				24
Cherokee Trailhawk 4WD				26
Compass 4WD				26
Compass FWD				24
Grand Cherokee 2WD				27,31,44
Grand Cherokee 4WD				28,32,44
Grand Cherokee SRT8				28
Patriot 4WD				26
Patriot FWD				24
Wrangler 4WD				26
Wrangler Unlimited 4WD				26
<b>KIA</b>				
Cadenza		106/15		19
Forte		96/14		16
Forte 5			98/23	19
Forte Eco		96/14		16
Forte Koup	92/13			12
Optima		102/15		16
Optima Hybrid		102/11		16,38
Optima Hybrid EX		102/11		16,38
Rio		88/14	89/15	12
Rio Eco		88/14	89/15	12
Sedona				23
Sorento 2WD				24
Sorento 4WD				26
Soul		101/24		20
Soul ECO dynamics		101/24		20
Sportage 2WD				24
Sportage 4WD				26
<b>LAMBORGHINI</b>				
Aventador Coupe				6
Aventador Roadster				7
Aventador Veneno Coupe				7
Gallardo Coupe				7
Gallardo Spyder				7
<b>LAND ROVER</b>				
LR2				26
LR4				29
Range Rover				29
Range Rover Evoque				26
Range Rover FFV				29,44
Range Rover L FFV				29,44
Range Rover Sport				29
Range Rover Sport FFV				29,44
<b>LEXUS</b>				
CT 200h		86/14		12,38
ES 300h		100/12		16,38
ES 350		100/15		16
GS 350		99/14		16
GS 350 AWD		99/14		16
GS 450h		99/13		16,38
GX 460				29
IS 250		90/11		12
IS 250 AWD		90/11		12
IS 250 C	77/11			9
IS 350		90/11		12
IS 350 AWD		90/11		12
IS 350 C	77/11			9

Interior Volume (cu.ft.)				
Passenger / Cargo				
	2dr	4dr	Hatch	Pg
IS F		88/11		9
LS 460		103/14		16
LS 460 AWD		103/14		16
LS 460 L		102/14		16
LS 460 L AWD		102/14		16
LS 600h L		102/10		16,38
LX 570				29
RX 350				24
RX 350 AWD				26
RX 450h				24,39
RX 450h AWD				26,39
<b>LINCOLN</b>				
MKS AWD		105/18		19
MKS FWD		105/18		19
MKT AWD				26
MKT FWD				27
MKT Livery AWD				23
MKT Livery FWD				23
MKX AWD				26
MKX FWD				24
MKZ AWD		99/16		16
MKZ FWD		99/16		16
MKZ Hybrid FWD		99/12		16,39
Navigator 2WD FFV				27,44
Navigator 4WD FFV				29,44
<b>LOTUS</b>				
Evora	48/2	48/2		8
<b>MASERATI</b>				
Ghibli V6		108/10		16
Ghibli V6 AWD		108/10		16
GranTurismo	86/6			9
GranTurismo Convertible	85/5			9
Quattroporte GTS		114/19		19
Quattroporte SQ4 V6		114/19		19
<b>MAZDA</b>				
2			87/13	12
3 4-Door		96/12		12
3 5-Door			96/22	16
5				5,23
6		100/15		16
CX-5 2WD				24
CX-5 4WD				26
CX-9 2WD				24
CX-9 4WD				26
MX-5				7
<b>MCLAREN AUTOMOTIVE</b>				
MP4-12C Coupe				7
MP4-12C Spider				7
P1				7,36
<b>MERCEDES-BENZ</b>				
B-Class Electric Drive		90/22		16,34
C250		88/12		12
C250 Coupe	81/12			10
C300 4matic		88/12		12,40
C350		88/12		12,40
C350 4matic Coupe	81/12			10
C350 Coupe	81/12			10
C63 AMG		88/12		12
C63 AMG Coupe		81/12		10
CL550 4matic	91/14			12
CL600	91/14			12
CL63 AMG	91/14			12
CL65 AMG	91/14			12
CLA250		88/13		12
CLA250 4matic		88/13		12

Interior Volume (cu.ft.)				
Passenger / Cargo				
	2dr	4dr	Hatch	Pg
CLA45 AMG 4matic	88/13			12
CLS550		92/11		12
CLS550 4matic		92/11		12
CLS63 AMG		92/11		12
CLS63 AMG 4matic		92/11		12
CLS63 AMG S		92/11		12
CLS63 AMG S 4matic		92/11		12
E250 Bluetec		98/13		16,31
E250 Bluetec 4matic		98/13		16,31
E350		98/13		16,41
E350 4matic		98/13		16,41
E350 4matic (wagon)		100/36		20
E350 4matic Coupe	81/11			10,40
E350 Convertible	80/6			10,40
E350 Coupe	81/11			10,40
E400 Hybrid		98/13		16,39
E550 4matic		98/13		16
E550 Convertible	80/6			10
E550 Coupe	81/11			10
E63 AMG		98/13		16
E63 AMG 4matic		98/13		16
E63 AMG 4matic (wagon)		100/36		20
E63 AMG S		98/13		16
E63 AMG S 4matic		98/13		16
E63 AMG S 4matic (wagon)		100/36		20
G550				29
G63 AMG				29
GL350 Bluetec 4matic				29,32
GL450 4matic				29
GL550 4matic				29
GL63 AMG				29
GLK250 Bluetec 4matic				26,31
GLK350				24
GLK350 4matic				26
ML350				27
ML350 4matic				29,44
ML350 Bluetec 4matic				29,32
ML550 4matic				29
ML63 AMG				29
S550		112/12		19
S550 4matic		112/12		19
S63 AMG 4matic		112/12		19
SL550				7
SL63 AMG				7
SL65 AMG				7
SLK250				7
SLK350				7
SLK55 AMG				7
SLS AMG Black Series Coupe				7
SLS AMG Coupe				7
SLS AMG GT Coupe				7
SLS AMG GT Roadster				7
SLS AMG Roadster				7
<b>MINI</b>				
Cooper (3-doors)		80/9		10
Cooper Clubman		80/9		10
Cooper Clubvan				7
Cooper Convertible	72/6			8
Cooper Countryman		87/16		12
Cooper Coupe				7
Cooper Paceman		87/14		12
Cooper Roadster				7
Cooper S (3-doors)		80/9		10
Cooper S Clubman		80/9		10
Cooper S Convertible	72/6			8

Interior Volume (cu.ft.)			
Passenger / Cargo			
2dr	4dr	Hatch	Pg
Cooper S Countryman		87/16	12
Cooper S Countryman All4		87/16	12
Cooper S Coupe			7
Cooper S Paceman		87/14	12
Cooper S Paceman All4		87/14	13
Cooper S Roadster			7
JCW Countryman All4		87/16	13
JCW Paceman All4		87/14	13
John Cooper Works Clubman		80/9	10
John Cooper Works Convertible	72/6		8
John Cooper Works Coupe			7
John Cooper Works Roadster			7
<b>MITSUBISHI</b>			
i-MiEV		85/13	10,34
Lancer	93/12		13
Lancer AWD	93/12		13
Lancer Evolution	93/7		20
Lancer Sportback	95/14		13
Mirage	86/17	86/17	13
Outlander 2WD	128/10		24
Outlander 4WD	128/10		26
Outlander Sport 2WD	97/22		24
Outlander Sport 4WD	97/22		26
<b>MOBILITY VENTURES LLC</b>			
MV-1			23
MV-1 CNG			23,33
<b>NISSAN</b>			
370Z	52/7		7
370Z Roadster	52/4		7
Altima	102/15		16
Armada 2WD			27,44
Armada 4WD			29,44
Cube	98/11		20
Frontier 2WD			20
Frontier 4WD			20
GT-R	79/9		10
Juke	87/10		20
Juke AWD	87/10		20
Leaf		92/24	5,16,34
Maxima	96/14		16
Murano AWD			26
Murano CrossCabriolet			26
Murano FWD			24
NV200 Cargo Van			23
Pathfinder 2WD			25
Pathfinder 4WD			26
Pathfinder Hybrid 2WD			27,39
Pathfinder Hybrid 4WD			29,39
Quest			23
Rogue AWD			26
Rogue FWD			25
Rogue Select AWD			26
Rogue Select FWD			25
Sentra	96/15		16
Sentra FE	96/15		17
Titan 2WD			21,41
Titan 4WD			21,42
Versa	90/15	94/19	13
Xterra 2WD			25
Xterra 4WD			26
<b>PORSCHE</b>			
911 Carrera	70/5		8
911 Carrera 4	70/5		8
911 Carrera 4 Cabriolet	68/5		8
911 Carrera 4S	70/5		8

Interior Volume (cu.ft.)			
Passenger / Cargo			
2dr	4dr	Hatch	Pg
911 Carrera 4S Cabriolet	68/5		8
911 Carrera Cabriolet	68/5		8
911 Carrera S	70/5		8
911 Carrera S Cabriolet	68/5		8
911 GT3			7
911 Targa 4	70/5		8
911 Targa 4S	70/5		8
911 Turbo	70/5		8
911 Turbo Cabriolet	68/5		8
911 Turbo S	70/5		8
911 Turbo S Cabriolet	70/5		8
Boxster			7
Boxster S			7
Cayenne			29
Cayenne Diesel			29,32
Cayenne GTS			29
Cayenne S			29
Cayenne S Hybrid			29,39
Cayenne Turbo			29
Cayenne Turbo S			29
Cayman			7
Cayman S			7
Panamera	108/16		19
Panamera 4	108/16		19
Panamera 4S	108/16		19
Panamera 4S Executive	108/16		19
Panamera GTS	108/16		19
Panamera S	108/16		19
Panamera S E-Hybrid	108/16		19,37
Panamera Turbo	108/16		19
Panamera Turbo Executive	108/16		19
Panamera Turbo S	108/16		19
Panamera Turbo S Executive	108/16		19
<b>RAM</b>			
1500 2WD			5,21,31,41
1500 4WD			21,31,42
1500 HFE 2WD			21
C/V			23,43
<b>ROLLS-ROYCE</b>			
Ghost	111/14		19
Ghost EWB	117/14		19
Phantom	113/14		19
Phantom Coupe	96/13		13
Phantom Drophead Coupe	97/11		13
Phantom EWB	125/14		19
Wraith	99/13		17
<b>ROUSH PERFORMANCE</b>			
F150 Pickup 2WD			21
F150 Pickup 4WD			21
F150 Raptor Pickup 4WD			21
Stage 3 Mustang	83/13		10
<b>SCION</b>			
FR-S	77/7		8
iQ		74/4	5,8
tC		90/15	13
xB	101/22		20
xD		84/11	10
<b>SMART</b>			
fortwo cabriolet			7
fortwo coupe			7
fortwo electric drive convertible			5,7,34
fortwo electric drive coupe			5,7,34

Interior Volume (cu.ft.)			
Passenger / Cargo			
2dr	4dr	Hatch	Pg
<b>SRT</b>			
Viper			7
<b>SUBARU</b>			
BRZ	77/7		8
Forester AWD			26
Impreza AWD	96/12		13
Impreza Wagon AWD	98/23		20
Legacy AWD	103/15		17
Outback AWD			26
Tribeca AWD			26
XV Crosstrek AWD			26
XV Crosstrek Hybrid AWD			5,26,39
<b>TESLA</b>			
Model S (60 kW-hr battery pack)	94/26		5,19,34
Model S (85 kW-hr battery pack)	94/26		19,34
Model S AWD (85 kW-hr battery pack)	94/26		19,34
<b>TOYOTA</b>			
4Runner 2WD			28
4Runner 4WD			29
Avalon	104/16		17
Avalon Hybrid	104/14		17,39
Camry	103/15		17
Camry Hybrid LE	103/13		17,39
Camry Hybrid XLE/SE	103/13		17,39
Corolla	98/13		17
Corolla LE Eco	98/13		17
FJ Cruiser 2WD			25
FJ Cruiser 4WD			26
Highlander 2WD			25
Highlander AWD			29
Highlander Hybrid 4WD			5,29,39
Highlander Hybrid 4WD LE Plus			5,29,39
Land Cruiser Wagon 4WD			29
Prius	94/22		5,17,39
Prius c	87/17		5,13,38
Prius Plug-in Hybrid	94/22		17,36
Prius v	97/34		5,20,39
RAV4			25
RAV4 AWD			26
RAV4 EV			5,25,35
RAV4 Limited AWD			27
Sequoia 2WD			28
Sequoia 4WD			29
Sequoia 4WD FFV			29,44
Sienna 2WD			23
Sienna AWD			23
Tacoma 2WD			5,20
Tacoma 4WD			20
Tundra 2WD			21
Tundra 4WD			21
Tundra 4WD FFV			21,42
Venza			25
Venza 4WD			27
Yaris		85/15	13

**Interior Volume (cu.ft.)****Passenger / Cargo**

	<b>2dr</b>	<b>4dr</b>	<b>Hatch</b>	<b>Pg</b>
<b>VOLKSWAGEN</b>				
Beetle			85/15	13,31
Beetle Convertible	81/7			10,31
CC	94/13			13
CC 4motion	94/13			13
Eos	77/11			10
Golf			94/15	13,31
GTI			94/15	13
Jetta	94/16			13,31
Jetta Hybrid	94/16			13,38
Jetta SportWagen	92/33			20,31
Passat		102/16		17,31
Routan				23,43
Tiguan				25
Tiguan 4motion				27
Touareg				30,32
Touareg Hybrid				30,39
<b>VOLVO</b>				
S60 AWD	92/14			13
S60 FWD	92/14			13
S80 AWD	98/15			17
S80 FWD	98/15			17
XC60 AWD				27
XC60 FWD	99/34			25
XC70 AWD				27
XC70 FWD	98/37			25
XC90 AWD				30
XC90 FWD				28

## GETTING TO KNOW THE NEW FUEL ECONOMY AND ENVIRONMENT LABEL

EPA recently redesigned the Fuel Economy and Environment labels that must be affixed to new vehicles starting with the 2013 model year. The example below shows a sample label for a gasoline vehicle. Slightly different designs are used for flexible-fuel vehicles, electric vehicles, and plug-in hybrids. For more in-depth descriptions of label information for all vehicle types, visit [www.fueleconomy.gov](http://www.fueleconomy.gov)

The image shows a sample EPA Fuel Economy and Environment label for a Gasoline Vehicle. The label is divided into several sections with callout boxes explaining their content:

- Fuel Economy:** Shows 27 MPG combined city/hwy, 24 MPG city, and 32 MPG highway. A callout explains this is fuel economy for city, highway, and combined driving in miles per gallon. It also notes that mid-sized cars range from 13 to 58 MPGe, with the best vehicle at 121 MPGe.
- Annual Fuel Cost:** Shows \$1,950 based on 15,000 miles per year at \$2.14 per gallon for regular unleaded and \$2.55 for premium. A callout explains this is the annual fuel cost based on these assumptions.
- Fuel Economy & Greenhouse Gas Rating:** Shows a rating of 7 on a scale of 1 (worst) to 10 (best). A callout explains this compares fuel economy and tailpipe greenhouse gas emissions to other vehicles of the same model year.
- Smog Rating:** Shows a rating of 5 on a scale of 1 (worst) to 10 (best). A callout explains this compares tailpipe emissions of smog-producing pollutants to other vehicles of the same model year.
- Annual Fuel Cost Savings:** Shows "You save \$1,750 in fuel costs over 5 years compared to the average new vehicle." A callout explains this is fuel cost savings or extra expenditure compared to an "average" new vehicle of the same model year (23 mpg for model year 2014).
- QR Code:** A callout explains that scanning the code with a smartphone links to official information on [fueleconomy.gov](http://fueleconomy.gov) (requires scanner app).
- Other Callouts:**
  - Explains the combined city/highway fuel economy range for vehicles in the same EPA vehicle class and fuel economy for most efficient vehicle overall for model year.
  - Explains technology and fuel type, such as gasoline, diesel, flexible fuel (gasoline-ethanol [E85]), plug-in hybrid (electricity-gasoline), and electric vehicle.
  - Explains that fuel consumption is in gallons per 100 miles in combined city/highway driving.
  - Explains that the label compares fuel economy and tailpipe greenhouse gas emissions to other vehicles of the same model year on a scale of 1 (worst) to 10 (best). Upstream emissions estimates are available at [fueleconomy.gov](http://fueleconomy.gov).