

# CAROLINA

2015 TAR HEEL BASEBALL

**TREVOR KELLEY**  
Senior RHP



**BENTON MOSS**  
Senior RHP

**CHRIS MCCUE**  
RS Junior RHP







# 2015 NORTH CAROLINA BASEBALL

**First Row (L-R): Brett Daniels, Brooks Kennedy, Tyler Ramirez, Michael Massardo, Alex Raburn, Wood Myers, Adam Pate, Elijah Sutherland, Hansen Butler**

**Second Row: Nick Raquet, Ryder Ryan, John Stott, Preston Hudak, Logan Warmoth, Spencer Trayner, Chris McCue, Brian Miller, Randy McNeill, J.B. Bukauskas, Adrian Chacon**

**Third Row: Assistant Coach Scott Jackson, Coach Bryant Gaines, Coach Matt Spencer, Zac Gallen, Jack Geraghty, Korey Dunbar, Reilly Hovis, Landon Lassiter, Trent Thornton, Josh Merrigan, Coach Jesse Wierzbicki, Associate Head Coach Scott Forbes, Head Coach Mike Fox**

**Back Row: Zack Gahagan, Jackson Bellenkes, A.J. Bogucki, Zach Rice, Trevor Kelley, Taylore Cherry, Jason Morgan, Benton Moss, Skye Bolt, Joe Dudek, Hunter Williams**



**University Information**

Location	Chapel Hill, N.C.
Undergraduate Enrollment	18,350
Chartered	1789
Nickname	Tar Heels
Colors	Carolina Blue and White
Conference	Atlantic Coast
National Affiliation	NCAA, Division I
Chancellor	Carol Folt
Athletic Director	Bubba Cunningham
Executive Associate AD	Larry Gallo Jr.

**Baseball Information**

Head Coach	Mike Fox (North Carolina '78)
Career Record	1,268-442-5 (31 years)
Record at Carolina	728-301-1 (16 years)
Associate Head Coach/Pitching Coach	Scott Forbes
Assistant Coach/Recruiting Coordinator	Scott Jackson
Assistant Coach	Bryant Gaines
Undergraduate Assistant Coaches	Matt Spencer, Jesse Wierzbicki
Director of Baseball Operations	Dave Arendas
Equipment/Clubhouse Manager	Tyler Puryear
Administrative Assistant	Joan Holt
Office Phone	(919) 962-2351
Office Fax	(919) 962-3865
2014 Record	35-27, 15-15 ACC (4th, Coastal)
2014 Postseason Play	NCAA Gainesville Regional
2013 Final Rankings	N/A
Letterwinners Returning/Lost	21/12
Position Starters Returning/Lost	6/3
Starting Pitchers Returning/Lost	5/0
Home Field	Boshamer Stadium
Capacity	4,100
Surface	Natural Grass
Dimensions LF-335, LC-370, CF-400, RC-355, RF-340	

**Baseball Information**

Assistant AD/Communications	Kevin Best
Assistant Director (baseball contact)	Bobby Hundley
Hundley's Office Phone	(919) 843-5678
Hundley's Cell Phone	(919) 428-0893
Hundley's Email	bhundley@unc.edu
Press Box Phone	(919) 962-3509
Mailing Address	P.O. Box 2126 Chapel Hill, NC 27515
UNC Athletics Web Page	GoHeels.com



**Supporting Carolina Baseball**

The University of North Carolina is proud of its long-standing relationship with Nike, Inc. The two parties signed a new 10-year contract in May 2009 for Nike to continue as the exclusive supplier of athletic footwear, apparel and accessory products. Nike will provide the athletic department with shoes, uniforms, coaching gear, balls and other equipment. Nike also gave the University \$2 million for the Chancellor's Academic Enhancement Fund to support faculty. This partnership has benefitted all 28 varsity sports and provided millions of dollars for academics and student scholarships at the University.



**Credits**

The 2015 North Carolina Baseball Media Guide was written, designed and edited by John Martin, Chris Gallo, Dave Schmidt and Bobby Hundley. Editorial assistance provided by the UNC Athletic Communications staff. Covers designed by Keely McKenzie. Team photo and current action photos by Joe Bray, Jeffrey Camarati, Spencer Herlong

and Michelle Bishop, unless noted. Special thanks to Grant Halverson, Minorwhite Studios, Dan Sears, Justin Smith and Rob Goldberg, as well as many professional baseball clubs, for photo assistance. Printed by Laser-Mark Printing in Gastonia, N.C.

**Table Of Contents**

General Information	1
2015 Roster	2
2015 Photo Roster	3
2015 Schedule	4
2015 Outlook	5-7
Player Profiles	8-27
Head Coach Mike Fox	28-29
Associate Head Coach Scott Forbes	30
Assistant Coach Scott Jackson	31
Assistant Coach Bryant Gaines	32
Support Staff	33-34
Athletic Administration	35
This Is Carolina Baseball	36-61
2014 Season Review	62-63
2014 Results And Statistics	64-65
2014 Game-By-Game Statistics	66-67
National Players Of The Year	68
All-America Selections	69-70
Assorted National Awards	71
ACC Honors	72
Team Awards	73
Team USA & Summer Leagues	74
Tar Heels In The MLB Draft	75
Tar Heels In Professional Baseball	76-77
Record Book	78-82
Year-By-Year Statistics	83
Annual Leaders	84-85
ACC Tournament History	86
NCAA Tournament History	87-88
College World Series History	89
Lettermen Since 1947	90-91
Year-By-Year Results	92
Carolina In The ACC	93
Coaching Records/All-Time Series Records	94
All-Time Results	95-102
Media Information	103





**Alphabetical**

- 42 A.J. Bogucki
- 20 Skye Bolt
- 38 J.B. Bukauskas
- 24 Hansen Butler
- 18 Adrian Chacon
- 48 Taylore Cherry
- 19 Brett Daniels
- 25 Joe Dudek
- 43 Korey Dunbar
- 10 Zack Gahagan
- 23 Zac Gallen
- 35 Jack Geraghty
- 28 Reilly Hovis
- 11 Preston Hudak
- 44 Trevor Kelley
- 5 Brooks Kennedy
- 12 Landon Lassiter
- 1 Michael Massardo
- 17 Chris McCue
- 8 Josh Merrigan
- 34 Brian Miller
- 27 Jason Morgan
- 39 Benton Moss
- 4 Wood Myers
- 2 Adam Pate
- 6 Alex Raburn
- 14 Tyler Ramirez
- 26 Nick Raquet
- 45 Zach Rice
- 16 Ryder Ryan
- 3 Elijah Sutherland
- 31 Trent Thornton
- 37 Spencer Trayner
- 7 Logan Warmoth
- 36 Hunter Williams

**By Class**

**Seniors (2)**

- 44 Trevor Kelley
- 39 Benton Moss

**Juniors (11)**

- 20 Skye Bolt
- 48 Taylore Cherry
- 43 Korey Dunbar
- 28 Reilly Hovis
- 12 Landon Lassiter
- 1 Michael Massardo
- 17 Chris McCue\*
- 8 Josh Merrigan
- 6 Alex Raburn
- 3 Elijah Sutherland
- 31 Trent Thornton

**Sophomores (10)**

- 42 A.J. Bogucki
- 18 Adrian Chacon
- 25 Joe Dudek
- 23 Zac Gallen
- 35 Jack Geraghty\*
- 4 Wood Myers
- 2 Adam Pate
- 14 Tyler Ramirez
- 45 Zach Rice
- 37 Spencer Trayner

**Freshmen (12)**

- 38 J.B. Bukauskas
- 24 Hansen Butler
- 19 Brett Daniels
- 10 Zack Gahagan
- 11 Preston Hudak
- 5 Brooks Kennedy
- 34 Brian Miller
- 27 Jason Morgan
- 26 Nick Raquet
- 16 Ryder Ryan
- 7 Logan Warmoth
- 36 Hunter Williams
- \* - Redshirt

**Numerical**

No.	Player	Pos.	B/T	Ht.	Wt.	Class	Hometown (Previous School)
1	Michael Massardo	OF	L/R	5-7	170	Jr.	Waxhaw, N.C. (Charlotte Latin)
2	Adam Pate	OF	R/R	5-9	175	So.	Pikeville, N.C. (C.B. Aycock)
3	Elijah Sutherland	SS	R/R	5-9	160	Jr.	Kingsport, Tenn. (Dobyns-Bennett/Walters State)
4	Wood Myers	INF	L/R	5-10	180	So.	Chapel Hill, N.C. (Jordan)
5	Brooks Kennedy	INF/OF	L/R	5-11	176	Fr.	Gastonia, N.C. (South Mecklenburg)
6	Alex Raburn	INF	R/R	5-10	180	Jr.	Durham, N.C. (Jordan)
7	Logan Warmoth	INF	R/R	6-0	184	Fr.	Orlando, Fla. (Lake Brantley)
8	Josh Merrigan	OF	L/R	6-1	175	Jr.	Marietta, Ga. (Walton/Chipola)
10	Zack Gahagan	INF	R/R	6-1	195	Fr.	Fletcher, N.C. (North Henderson)
11	Preston Hudak	2B	L/R	5-11	165	Fr.	Rock Hill, S.C. (Northwestern)
12	Landon Lassiter	OF	R/R	6-1	190	Jr.	High Point, N.C. (North Davidson)
14	Tyler Ramirez	OF	L/R	5-9	185	So.	Suffolk, Va. (Cape Henry Collegiate)
16	Ryder Ryan	INF/C	R/R	6-2	205	Fr.	Huntersville, N.C. (North Mecklenburg)
17	Chris McCue	RHP	R/R	6-0	170	Jr.*	Charlotte, N.C. (Ardrey Kell)
18	Adrian Chacon	C	R/R	6-0	196	So.	Tampa, Fla. (Jesuit)
19	Brett Daniels	RHP	R/R	6-0	180	Fr.	Fuquay-Varina, N.C. (Fuquay-Varina)
20	Skye Bolt	OF	S/R	6-2	180	Jr.	Woodstock, Ga. (Holy Innocents)
23	Zac Gallen	RHP	R/R	6-0	180	So.	Gibbsboro, N.J. (Bishop Eustace)
24	Hansen Butler	RHP	R/R	5-11	195	Fr.	High Point, N.C. (High Point Christian)
25	Joe Dudek	1B	L/L	6-1	215	So.	Wall Township, N.J. (Christian Brothers Academy)
26	Nick Raquet	LHP	R/L	6-0	213	Fr.	Boalsburg, Pa. (State College Area)
27	Jason Morgan	RHP	R/R	6-6	201	Fr.	Fredericksburg, Va. (Chancellor)
28	Reilly Hovis	RHP	R/R	6-3	200	Jr.	Gastonia, N.C. (Forestview)
31	Trent Thornton	RHP	R/R	6-0	185	Jr.	Charlotte, N.C. (Ardrey Kell)
34	Brian Miller	OF/INF	L/R	6-0	177	Fr.	Raleigh, N.C. (Millbrook)
35	Jack Geraghty	RHP	R/R	6-1	211	So.*	Atlanta, Ga. (Lovett School)
36	Hunter Williams	LHP/1B	L/L	6-3	234	Fr.	Mosley, Va. (Cosby)
37	Spencer Trayner	RHP	R/R	6-0	175	So.	Tampa, Fla. (Jesuit)
38	J.B. Bukauskas	RHP	R/R	6-0	189	Fr.	Ashburn, Va. (Stone Bridge)
39	Benton Moss	RHP	R/R	6-2	185	Sr.	Enfield, N.C. (Rocky Mount)
42	A.J. Bogucki	RHP	R/R	6-3	200	So.	Gilbertsville, Pa. (Boyertown Area)
43	Korey Dunbar	C	R/R	6-0	215	Jr.	Charleston, W. Va. (Nitro)
44	Trevor Kelley	RHP	R/R	6-2	210	Sr.	Wilmington, N.C. (Ashley)
45	Zach Rice	LHP	L/L	6-2	205	So.	Suffolk, Va. (Nansemond River)
48	Taylore Cherry	RHP	R/R	6-8	270	Jr.	Dayton, Ohio (Butler)

\* - Redshirt

**Coaching & Support Staff**

**Head Coach:** 30 Mike Fox (17th season)

**Associate Head Coach/Pitching Coach:** 21 Scott Forbes (10th season)

**Assistant Coach/Recruiting Coordinator:** 15 Scott Jackson (Seventh season)

**Assistant Coach:** 32 Bryant Gaines (Third season)

**Undergraduate Assistant Coaches:** 41 Matt Spencer, 40 Jesse Wierzbicki

**Student Managers/Bullpen Catchers:** 46 John Stott, 47 Randy McNeill

**Director of Baseball Operations:** Dave Arendas

**Director of Strength and Conditioning:** Greg Gatz

**Head Athletic Trainer:** Terri Jo Rucinski

**Graduate Assistant Athletic Trainers:** Brett Pexa, Ariel Zaleski

**Director of Player Personnel/Clubhouse Manager:** Tyler Puryear

**Head Student Manager:** Kegan Lowe

**Student Managers:** Troy Schmidt, Logan Smith

**Pronunciation Guide**

A.J. Bogucki	buh-GUH-key
Adrian Chacon	shuh-CONE
Joe Dudek	DOO-deck
Zac Gallen	GAL-en
Jack Geraghty	GARE-uh-tee
Alex Raburn	RAY-burn
Spencer Trayner	TRAY-nuhr

**Breakdown By Position**

**Pitchers (17)**

- A.J. Bogucki (So.)
- J.B. Bukauskas (Fr.)
- Hansen Butler (Fr.)
- Taylore Cherry (Jr.)
- Brett Daniels (Fr.)
- Zac Gallen (So.)
- Jack Geraghty (So.\*)
- Reilly Hovis (Jr.)
- Trevor Kelley (Sr.)
- Chris McCue (Jr.\*)
- Jason Morgan (Fr.)

**Catchers (2)**

- Benton Moss (Sr.)
- Nick Raquet (Fr.)
- Zach Rice (Fr.)
- Trent Thornton (So.)
- Spencer Trayner (Fr.)
- Hunter Williams (Fr.)
- Adrian Chacon (So.)
- Korey Dunbar (Jr.)

**Infielders (10)**

- Joe Dudek (So.)
- Zack Gahagan (Fr.)
- Preston Hudak (Fr.)
- Brooks Kennedy (Fr.)
- Brian Miller (Fr.)
- Wood Myers (So.)
- Alex Raburn (Jr.)
- Ryder Ryan (Fr.)
- Elijah Sutherland (Jr.)
- Logan Warmoth (Fr.)


**Outfielders (6)**

- Skye Bolt (Jr.)
- Landon Lassiter (Jr.)
- Michael Massardo (Jr.)
- Josh Merrigan (Jr.)
- Adam Pate (So.)
- Tyler Ramirez (Sr.)






1 • Michael Massardo




2 • Adam Pate




3 • Elijah Sutherland




4 • Wood Myers



5 • Brooks Kennedy



6 • Alex Raburn




7 • Logan Warmoth




8 • Josh Merrigan




10 • Zack Gahagan




11 • Preston Hudak




12 • Landon Lassiter




14 • Tyler Ramirez




16 • Ryder Ryan



17 • Chris McCue



18 • Adrian Chacon




19 • Brett Daniels




20 • Skye Bolt




23 • Zac Gallen




24 • Hansen Bulter



25 • Joe Dudek



26 • Nick Raquet



27 • Jason Morgan



28 • Reilly Hovis




31 • Trent Thornton



34 • Brian Miller




35 • Jack Geraghty




36 • Hunter Williams




37 • Spencer Trayner




38 • J.B. Bukauskas




39 • Benton Moss



42 • A.J. Bogucki




43 • Korey Dunbar



44 • Trevor Kelley




45 • Zach Rice



48 • Taylore Cherry




30 • Mike Fox



21 • Scott Forbes



15 • Scott Jackson



23 • Bryant Gaines





Date	Day	Opponent	Site	Time	TV
Feb. 13	Fri.	Seton Hall	Chapel Hill	3 p.m.	GoHeelsTV
Feb. 14	Sat.	Seton Hall	Chapel Hill	11 a.m.	GoHeelsTV
Feb. 14	Sat.	Seton Hall	Chapel Hill	3 p.m.	GoHeelsTV
Feb. 20	Fri.	vs. UCLA	Orlando, Fla.	2 p.m.	
Feb. 21	Sat.	vs. UCLA	Orlando, Fla.	1 p.m.	
Feb. 22	Sun.	vs. UCLA	Orlando, Fla.	11 a.m.	
Feb. 24	Tue.	St. John's	Chapel Hill	3 p.m.	GoHeelsTV
Feb. 25	Wed.	Winthrop	Chapel Hill	3 p.m.	GoHeelsTV
Feb. 27	Fri.	Rhode Island	Chapel Hill	3 p.m.	GoHeelsTV
Feb. 28	Sat.	Rhode Island	Chapel Hill	2 p.m.	GoHeelsTV
March 1	Sun.	Rhode Island	Chapel Hill	1 p.m.	GoHeelsTV
March 3	Tue.	VCU	Chapel Hill	3 p.m.	GoHeelsTV
March 6	Fri.	Duke	Chapel Hill	3 p.m.	GoHeelsTV
March 7	Sat.	Duke	Chapel Hill	2 p.m.	GoHeelsTV
March 8	Sun.	Duke	Chapel Hill	2 p.m.	GoHeelsTV
March 10	Tue.	at Coastal Carolina	Conway, S.C.	4 p.m.	Big South Network
March 11	Wed.	Gardner-Webb	Chapel Hill	3 p.m.	GoHeelsTV
March 13	Fri.	at Pittsburgh*	Pittsburgh, Pa.	3 p.m.	PittsburghPanthers.com
March 14	Sat.	at Pittsburgh*	Pittsburgh, Pa.	3 p.m.	PittsburghPanthers.com
March 15	Sun.	at Pittsburgh*	Pittsburgh, Pa.	1 p.m.	PittsburghPanthers.com
March 17	Tue.	Davidson	Chapel Hill	3 p.m.	GoHeelsTV
March 20	Fri.	at Georgia Tech*	Atlanta, Ga.	7 p.m.	ESPN3
March 21	Sat.	at Georgia Tech*	Atlanta, Ga.	4 p.m.	ESPN3
March 22	Sun.	at Georgia Tech*	Atlanta, Ga.	1 p.m.	ESPN3
March 24	Tue.	Appalachian State	Chapel Hill	6 p.m.	GoHeelsTV
March 27	Fri.	Miami*	Chapel Hill	6:30 p.m.	ESPN3
March 28	Sat.	Miami*	Chapel Hill	3 p.m.	ESPN3
March 29	Sun.	Miami*	Chapel Hill	1 p.m.	ESPN3
March 31	Tue.	at Elon	Elon, N.C.	6:30 p.m.	ElonPhoenix.com
April 3	Fri.	at Clemson*	Clemson, S.C.	6:30 p.m.	ClemsonTigers.com
April 4	Sat.	at Clemson*	Clemson, S.C.	6:30 p.m.	ClemsonTigers.com
April 5	Sun.	at Clemson*	Clemson, S.C.	1 p.m.	ClemsonTigers.com
April 7	Tue.	Coastal Carolina	Chapel Hill	6 p.m.	GoHeelsTV
April 8	Wed.	Liberty	Chapel Hill	6 p.m.	GoHeelsTV
April 10	Fri.	NC State*	Chapel Hill	7:30 p.m.	ESPNU
April 11	Sat.	NC State*	Chapel Hill	6 p.m.	ESPN3
April 12	Sun.	NC State*	Chapel Hill	2 p.m.	ESPN3
April 14	Tue.	High Point	Chapel Hill	6 p.m.	GoHeelsTV
April 15	Wed.	UNC Asheville	Chapel Hill	6 p.m.	GoHeelsTV
April 17	Fri.	at Virginia Tech*	Blacksburg, Va.	5:30 p.m.	
April 18	Sat.	at Virginia Tech*	Blacksburg, Va.	2 p.m.	
April 19	Sun.	at Virginia Tech*	Blacksburg, Va.	1 p.m.	ESPN3
April 21	Tue.	Campbell	Chapel Hill	6 p.m.	GoHeelsTV
April 22	Wed.	UNCW	at Wilmington, N.C.	6 p.m.	UNCWSports.com
April 24	Fri.	Boston College*	Chapel Hill	6:30 p.m.	ESPN3
April 25	Sat.	Boston College*	Chapel Hill	6 p.m.	ESPN3
April 26	Sun.	Boston College*	Chapel Hill	1 p.m.	ESPN3
April 28	Tue.	UNCG	Chapel Hill	6 p.m.	GoHeelsTV
May 6	Wed.	Elon	Chapel Hill	6 p.m.	GoHeelsTV
May 8	Fri.	at Notre Dame*	South Bend, Ind.	7:05 p.m.	UND.com
May 9	Sat.	at Notre Dame*	South Bend, Ind.	2:05 p.m.	ESPN3
May 10	Sun.	at Notre Dame*	South Bend, Ind.	1:05 p.m.	ESPN3
May 12	Tue.	UNCW	Chapel Hill	6 p.m.	GoHeelsTV
May 14	Thu.	Virginia*	Chapel Hill	7 p.m.	RSN
May 15	Fri.	Virginia*	Chapel Hill	6:30 p.m.	ESPN3
May 16	Sat.	Virginia*	Chapel Hill	Noon	ESPNU

### Postseason Tournament Schedule

Tue.-Sun., May 19-24, ACC Tournament, Durham Bulls Athletic Park, Durham, N.C.

Fri.-Mon., May 29 - June 1, NCAA Regionals, Campus Sites

Fri.-Mon., June 5-8, NCAA Super Regionals, Campus Sites

Sat.-Wed., June 13-24, College World Series, TD Ameritrade Park, Omaha, Neb.

All home games played at Boshamer Stadium on the University of North Carolina campus.

\* - Denotes Atlantic Coast Conference game



One year after finishing 35-27 and 15-15 in Atlantic Coast Conference play, the 2015 North Carolina baseball team returns 21 letterwinners and has its sights on a return to the top of the college baseball landscape. Last year's Tar Heels extended the program's run of consecutive NCAA tournament appearances to 13, and they knocked off No. 2 national seed Florida at the NCAA Gainesville Regional.

Seniors Benton Moss and Trevor Kelley, redshirt junior Chris McCue, and a talented junior class all return to lead Carolina in 2015. Moss, who was selected in the 15th round of the 2014 MLB Draft by the San Francisco Giants, opted to return to Chapel Hill for a fourth and final season, while Kelley is back to help a deep bullpen and McCue is set for an inspirational comeback from a season lost to injury. The junior class is highlighted by a trio of preseason All-America picks in pitchers Reilly Hovis and Trent Thornton and outfielder Skye Bolt.

The sophomore class, led by everyday starters Adrian Chacon, Wood Myers and Tyler Ramirez, should benefit from a 2014 season in which it was thrust into key roles early and often. As always, freshmen will play a big part in Carolina's success in 2014, as newcomers will fight for playing time at first base, third base and in the weekend rotation.

A more detailed position-by-position breakdown of the Tar Heels follows:

### **Starting Pitching**

- Moss opens 2015 on the cusp of a number of Carolina's career statistical lists. With a career record of 19-5 and 252 strikeouts in 264.1 innings pitched, the Enfield, North Carolina, senior stands to become one of the most successful Tar Heel pitchers of all-time.
- Junior Trent Thornton returns as one of college baseball's most versatile pitchers. A starter for most of 2014, Thornton got his lone save of the year in the ACC tournament win over NC State. A native of Charlotte, he will begin the year in the weekend rotation.
- Freshman J.B. Bukauskas is one of the nation's most talked-about newcomers, and the Ashland, Virginia, righty will begin his career as a weekend starter.
- Sophomore Zac Gallen, who was Carolina's Sunday starter in

2014, will open the year in the bullpen with the ability to start or pitch in relief. A steady, strike-throwing right-hander from Gibbsboro, New Jersey, Gallen will be a key piece again in 2015.

- Carolina returns 92 percent of its starts from 2014 (57 of 62), with only Luis Paula gone from a year ago. In addition to Gallen, junior Taylore Cherry, sophomore A.J. Bogucki and a number of freshmen will be in the mix for midweek starts.

### **Relief Pitching**

- Carolina returns the vast majority of its bullpen innings in 2015 and will get a further boost with the return of Chris McCue. The redshirt junior from Charlotte, who had seven saves in seven appearances last season, was shut down for the year in March after a blood clot was discovered in his throwing shoulder. Extensive rehabilitation and surgery to correct the ailment have McCue back and ready to contribute in 2015.
- Junior Reilly Hovis was among the nation's best relievers in 2014, and he is back to lead the Carolina bullpen. A first-team All-ACC selection as a sophomore, the Gastonia, North Carolina, right-hander had a team-best nine wins to go with six saves and a 2.25 ERA.
- Senior Trevor Kelley returns for a fourth season and continues to be a valuable situational right-hander. The Wilmington, North Carolina, product has a career ERA of 3.67 in 90.2 innings and has pitched in 63 games over the last two seasons.
- Hard-throwing sophomore Spencer Trayner was outstanding in his first season as a Tar Heel. The Tampa righty posted a team-best 1.60 ERA in 39.1 innings and limited opponents to a .213 batting average.
- Sophomore lefty Zach Rice was successful early and often in 2014, finishing the year with 29 strikeouts in 21.0 innings.
- Redshirt sophomore Jack Geraghty and sophomore A.J. Bogucki could also see time out of the bullpen.
- Carolina has welcomed a stable of young power arms in its 2015 freshman class. Right-handers Hansen Butler and Brett Daniels along with lefties Nick Raquet and Hunter Williams will all contribute as freshmen.



Benton Moss



Trent Thornton



J.B. Bukauskas



## 2015 Honors and Rankings

### Preseason Team Rankings

- No. 6 - D1Baseball
- No. 14 - NCBWA
- No. 15 - USA Today/ESPN Coaches' Poll
- No. 17 - Baseball America
- No. 17 - Perfect Game
- No. 24 - Collegiate Baseball

### ACC Preseason Poll (Coaches' Voting)

- Second in Coastal Division

### Skye Bolt, So., OF, Woodstock, Ga.

- Baseball America Preseason All-America - Third Team

### Reilly Hovis, So., RHP, Gastonia, N.C.

- NCBWA Stopper of the Year Watch List
- NCBWA Preseason All-America - Second Team
- Louisville Slugger Preseason All-America - Third Team

### Trent Thornton, So., RHP, Charlotte, N.C.

- Louisville Slugger Preseason All-America - Third Team
- Golden Spikes Preseason Watch List

## Catcher

- Carolina will have a pair of backstops splitting time in 2015, with junior Korey Dunbar and sophomore Adrian Chacon both capable of handling the Tar Heel pitching staff.
- Dunbar is in his second year as a regular behind the plate. The strong-armed junior from Charleston, West Virginia, threw out 23 would-be base stealers in 2014 and hit .238 with three homers as a sophomore.
- Chacon is a plus hitter who will also see time at first base. The Tampa sophomore hit .233 with six doubles and a home run as a true freshman in 2014. Freshman Ryder Ryan is also an option behind the plate.
- Since 2006, Carolina has seen four catchers selected in the MLB Draft as current big leaguer Tim Federowicz led the way from 2006-08 before Mark Fleury took over for the 2009 season.
- Jacob Stallings kept the string going from 2010-12, and Brian Holberton was drafted after finishing the year behind the plate in 2013.

## First Base

- Carolina enters 2015 without a clear No. 1 at first base. Sophomore Joe Dudek started 26 games in 2014 and tied for the team lead in home runs with four.
- In addition to Dudek and Chacon, a pair of freshmen will be in the mix at first. Zack Gahagan is an impressive young hitter who can play both corner infield positions, while Hunter Williams is a powerful lefty who also is expected to contribute as a pitcher.

## Second Base

- After spending the second half of 2014 as a super utility player, junior Alex Raburn will start 2015 as the starter at second base. A product of Durham, North Carolina, Raburn made starts at all four infield positions at a sophomore, hitting .263 with three doubles and a homer.
- Freshman Preston Hudak will provide depth at second base.

## Third Base

- Landon Lassiter vacates the hot corner with a move to the outfield in 2015, opening the door for a freshman to grab the spot.
- Orlando native Logan Warmoth will open the season as the starter at third. A talented defender as well as a tough out at the plate, Warmoth will be challenged by his classmate Gahagan.

## Shortstop

- Junior Michael Russell was Carolina's best hitter in 2014, earning third-team All-America honors before being selected in the fifth round of the 2014 MLB Draft by the Tampa Bay Rays. Russell hit .339 as a junior and led Carolina in batting average, runs, hits, doubles, triples, on-base percentage and slugging.
- After a very strong freshman season as UNC's starting second baseman, Wood Myers moves to short as a sophomore. Myers hit .298 with 10 doubles and a homer in 2014 and was the hardest player in the ACC to strike out.
- Junior transfer Elijah Sutherland will provide depth at short.

## Outfield

- Carolina is deep and talented in the outfield and will feature three plus hitters with the addition of Lassiter in left. The High Point, North Carolina, junior enters the season with a .333 career batting average.
- Junior Skye Bolt will man center field for the second straight year after earning consensus freshman All-America honors in right in 2013. Bolt struggled at the plate as a sophomore, hitting just .257 with nine doubles and four homers, but he is poised for a bounce-back year at the plate. Defensively, the speedy Bolt is one of the nation's best in center and had a team-high eight outfield assists as a sophomore.
- Sophomore Tyler Ramirez doubles in his first career at-bat and hasn't stopped hitting. The sweet-swinging lefty posted a .286/.364/.382 slash line as a freshman with 11 doubles and 30 RBIs.
- Juniors Michael Massardo and Josh Merrigan and sophomore Adam Pate will provide depth in the outfield.

## Designated Hitter

- Carolina must find a replacement for the departed Tom Zengel, a third-team All-ACC pick in 2014.
- Sophomores Chacon, Dudek and Pate, as well as freshmen Brooks Kennedy and Brian Miller among others could see time at designated hitter in 2015.

## Team Information

### Letterwinners Returning

Pitchers	11
Position Players	10
<b>Total</b>	<b>21</b>

### Letterwinners Lost

Pitchers	3
Position Players	7
<b>Total</b>	<b>10</b>

### Starters Returning

Pitchers	4
Position Players	6
<b>Total</b>	<b>10</b>

### Starters Lost

Pitchers	0
Position Players	3
<b>Total</b>	<b>3</b>

## Returning Leaders

### Batting Average

Landon Lassiter	.305
Wood Myers	.298
Tyler Ramirez	.286

### Runs

Landon Lassiter	41
Skye Bolt	40
Wood Myers	31

### Home Runs

Joe Dudek	4
Korey Dunbar	3
Tyler Ramirez	2

### Triples

Landon Lassiter	1
Tyler Ramirez	1

### Doubles

Tyler Ramirez	11
Wood Myers	10
Skye Bolt	9

### Runs Batted In

Skye Bolt	32
Tyler Ramirez	30
Wood Myers	29
Korey Dunbar	29

### Stolen Bases

Skye Bolt	11
Tyler Ramirez	11
Adam Pate	10

### Earned Run Average\*

Reilly Hovis	2.25
Trent Thornton	2.73
Trevor Kelley	3.25

\*Minimum 40 innings

### Wins

Reilly Hovis	9
Trent Thornton	7
Zac Gallen	5

### Strikeouts

Trent Thornton	83
Reilly Hovis	81
Benton Moss	77

### Saves

Chris McCue	7
Reilly Hovis	6
Trevor Kelley	2

### Appearances

Reilly Hovis	34
Zach Rice	34
Trevor Kelley	31

### Innings

Benton Moss	97.0
Trent Thornton	95.2
Zac Gallen	85.1



# CAROLINA

2015 TAR HEEL BASEBALL

TREVOR KELLEY  
Senior RHP

MEET THE  
TAR HEELS

BENTON MOSS  
Senior RHP


CHRIS MCCUE  
RS Junior RHP







44



# Trevor Kelley

**Senior • RHP • 6-2 • 210**  
**Wilmington, N.C.**  
**(Ashley)**

### Junior (2014)

Veteran side-armor who appeared in 31 games out of the bullpen • Had a 3.25 ERA in 44.1 innings pitched • Struck out 28 and walked 16 while holding opponents to a .278 average • Had a run of nine scoreless appearances in 10 to start the season • Tossed 2.1 shutout innings against Virginia Tech (4/25) for his first win of the season • Pitched in all three games of the series sweep of the Hokies, allowing just one run in 5.1 innings.

### Career Highs:

**Innings:** 4.0, vs. Virginia Tech (5/26/13)  
**Strikeouts:** 4, at NC State (4/27/13)  
**Walks:** 3, James Madison (5/7/13)  
**Hits:** 5, Virginia (5/16/13)  
**Runs:** 3, twice  
**Earned Runs:** 3, twice

### Sophomore (2013)

Tied for most appearances on the team with 32 • Compiled a 3.63 ERA in 44.2 innings pitched • Allowed just 18 earned runs and walked just 19 batters while recording 36 strikeouts • Tallied two saves and a 2-1 record •

Kept opposing batters to a .209 batting average • Struck out a career-high four batters in 3.2 innings against N.C. State (4/27) • Tossed a career-most four innings with one hit, no runs and two strikeouts against Virginia Tech (5/26). **Summer 2013:** Appeared in 13 games for the Orleans Firebirds of the Cape Cod League • Posted a 1.52 ERA in 17.2 innings • Allowed just three earned runs and 12 hits • Tallied 17 strikeouts and one save.

### Freshman (2012)

Appeared in four games, posting a 16.2 ERA • Pitched 1.2 innings out of the bullpen in April and May • Gave up just one hit and no runs in his collegiate debut against Coastal Carolina (3/28) • Struck out three batters on the season, with two of those coming in his final appearance against Georgia Tech (4/20). **Summer 2012:** Appeared in 16 games for the Baltimore Redbirds in the Cal Ripken Collegiate Baseball League • Posted a 1.80 ERA with a 2-1 record • Threw 35 innings, allowing nine earned runs • Tallied five saves over the summer • Struck out 38, while walking just 10 in 35 innings of work.

### Ashley High School

Coached by Brian Stewart at Ashley High School • Ranked the No. 24 player in the state of North Carolina by Perfect Game and the No. 491 player in the nation • Participated in the 2009 and 2010 State Games representing Region 2 • Named all-conference as a junior.

### Personal


Trevor Michael Kelley is the son of Greg and Jill Kelley • Born in Barrington, R.I. • Birthday is October 20 • Majoring in sports administration at Carolina.



### Trevor Kelley's Career Pitching Statistics

Year	ERA	W	L	App	GS	CG	SHO	CBO	SV	IP	H	R	ER	BB	SO	2B	3B	HR	BF	B/Avg	WP	HBP	SFA	SHA
2012	16.20	0	0	4	0	0	0	0	0	1.2	5	3	3	2	3	0	1	0	12	.500	2	0	0	0
2013	3.63	2	1	32	0	0	0	1	2	44.2	33	20	18	19	36	6	0	1	188	.209	6	6	2	3
2014	3.25	1	4	31	0	0	0	3	2	44.1	47	17	16	16	28	6	1	1	198	.278	7	4	2	7
<b>TOTAL</b>	<b>3.67</b>	<b>3</b>	<b>5</b>	<b>67</b>	<b>0</b>	<b>0</b>	<b>0</b>	<b>4</b>	<b>4</b>	<b>90.2</b>	<b>85</b>	<b>40</b>	<b>37</b>	<b>37</b>	<b>67</b>	<b>12</b>	<b>2</b>	<b>2</b>	<b>398</b>	<b>.252</b>	<b>15</b>	<b>10</b>	<b>4</b>	<b>10</b>





## Benton Moss

**Senior • RHP • 6-2 • 185**  
**Enfield, N.C.**  
**(Rocky Mount)**

### Junior (2014)

Selected by the San Francisco Giants in the 15th round of the 2014 MLB Draft, but opted to return to Chapel Hill • Veteran right-hander made 15 starts in 16 appearances as a junior • Compiled a 4-2 record with a 3.62 ERA in a team-high 97.0 innings • Struck out 77 batters and walked 35 while limiting opposing hitters to a .214 average • Allowed just one home run all season • Earned Capital One Academic All-District 3 honors for the second straight year • Has a career record of 19-5 (.792), good for 11th in school history in winning percentage for pitchers with at least 20 decisions • Had his final start of the year cut short due to rain, but threw 3.0 scoreless innings in an eventual win over host Florida in the NCAA Gainesville Regional • Did not factor into the decision against Virginia (5/23) despite allowing no earned runs (two total) on four hits in 6.2 innings in the ACC tournament • Had one of his best outings of the year at Miami (5/16) when he allowed just one run on four hits with nine strikeouts in 7.0 innings • Picked up his third win of the season and career victory No. 18 with 7.0 innings of work against Virginia Tech (4/26) • Passed the 200 career innings milestone with 7.1 against Maryland (3/25), got a no-decision after leaving with the game tied at 2 in the eighth • Struck out a career-high 12 batters with just one walk and one run in a win over Pittsburgh (3/8) • Tossed his first career complete game against North Florida (3/1), needing just 105 pitches and allowing just one run on six hits for his first win of the season.

### Sophomore (2013)

Appeared in 19 games and started 16 as a sophomore • Posted a 3.77 ERA in 88.1 innings, third-most on the team • Recorded the second-most strikeouts on the team, striking out 92 batters • Walked just 34 opposing batters while compiling a 8-1 record, good for third on the team in wins • Won his first seven decisions of the year, including ACC victories against Wake Forest (3/9), Miami (3/16), Boston College (3/23) and Duke (4/20) • Tossed six or more innings in six outings • Tallied a season-high nine strikeouts twice and recorded at least seven strikeouts in an outing six times • Tossed a season-high eight innings without conceding a run and giving up just two hits while striking out five against Georgia Tech (5/11) • Went seven innings with nine strikeouts while allowing no runs and just two hits against Miami (3/16) • Earned ACC Pitcher of the Week honors for his performance against the Hurricanes • Made to the CoSIDA Academic All-District team.

### Freshman (2012)

Louisville Slugger Freshman All-America • National Collegiate Baseball Writers Association Freshman All-America • Appeared in 17 games with 16 starts, posting a 1.94 ERA, the lowest of all starters • Registered a 7-2

### Career Highs:

**Innings:** 9.0, North Florida (3/1/14)  
**Strikeouts:** 12, Pittsburgh (3/8/14)  
**Walks:** 5, Maryland (3/15/14)  
**Hits:** 9, at Virginia Tech (4/13/13)  
**Runs:** 6, three times  
**Earned Runs:** 6, at Virginia Tech (4/13/13)

mark • Threw 79 innings, allowing 17 earned runs • His 1.94 ERA was the third-lowest in the ACC • Struck out 83, the second most on the team • Opponents hit .218 against him on the season • Earned his first collegiate win with an 8.1-inning gem against Elon (3/7) • Moss struck out eight and allowed just three hits in that win, which was followed by another victory in his next scoreless appearance against UNC Greensboro (3/13) • Struck out a career-high 10 against Maryland (3/18) • Earned three ACC wins against Virginia (4/15), Georgia Tech (4/21) and Virginia Tech (5/18) • Struck out nine batters in three ACC games in a row from April 1-15.

### Rocky Mount High School

Coached by Kent Cox at Rocky Mount • Ranked No. 2 in North Carolina by Impact Baseball and No. 3 by Perfect Game • Rated No. 68 in the country by Perfect Game and No. 85 by Baseball America • Earned all-area and all-state honors • Named an Under Armour All-America • "A" Honor Roll throughout high school career • Ranked in the top five in his class academically • Morehead-Cain Scholar.

### Personal

Thomas Benton Moss III is the son of Tom and Ashley Moss • Born in Tarboro, N.C. • Birthday is February 21 • Plays the guitar and the piano • Majoring in business administration at Carolina.




### Benton Moss' Career Pitching Statistics

Year	ERA	W	L	App	GS	CG	SHO	CBO	SV	IP	H	R	ER	BB	SO	2B	3B	HR	BF	B/Avg	WP	HBP	SFA	SHA
2012	1.94	7	2	17	16	0	0	3	0	79.0	65	25	17	23	83	9	0	4	336	.218	2	7	3	5
2013	3.77	8	1	19	16	0	0	1	0	88.1	79	41	37	34	92	13	1	7	384	.239	6	10	4	6
2014	3.62	4	2	16	15	1	0	0	0	97.0	77	44	39	35	77	13	1	1	417	.214	7	13	3	7
<b>TOTAL</b>	<b>3.17</b>	<b>19</b>	<b>5</b>	<b>52</b>	<b>47</b>	<b>1</b>	<b>0</b>	<b>4</b>	<b>0</b>	<b>264.1</b>	<b>221</b>	<b>110</b>	<b>93</b>	<b>92</b>	<b>252</b>	<b>35</b>	<b>2</b>	<b>12</b>	<b>1137</b>	<b>.224</b>	<b>15</b>	<b>30</b>	<b>10</b>	<b>18</b>





17



## Chris McCue

**Redshirt Junior • RHP • 6-0 • 170**  
**Charlotte, N.C.**  
**(Ardrey Kell)**

### Junior (2014)

Veteran right-hander was limited to just seven appearances after his season was cut short due to a blood clot in his throwing shoulder • Allowed just one run in 11.2 innings and was a perfect 7 of 7 in save opportunities before being shut down for the season in mid-March • Struck out 14 batters and walked nine, finishing the year with a 0.77 ERA • Recorded a save in all seven appearances, six of which were at least 1.1 innings.

### Sophomore (2013)

Reliable bullpen arm who was one of the most effective relievers on the staff • Made 32 appearances on the year, tied for most on the team • Posted a 7-1 record with a 2.13 ERA and two saves • Tossed 63.1 innings and allowed just 15 earned runs • Recorded 54 strikeouts, second most of anyone out of the bullpen, and walked 28 batters • Limited opponents to just a .193 batting average • Struck out a career-high six batters in a career-long 3.2 innings in the Chapel Hill Regional against Florida Atlantic (6/3) • Allowed just two hits and one earned run in 3.1 innings pitched during the College World Series • Pitched in nine NCAA tournament games and allowed runs in just two of those appearances • Got the win in relief against Canisius in the Chapel Hill Regional (5/31) • Won his first six decisions of the year, including ACC wins over Wake Forest (3/10), Miami (3/17) and Virginia (5/17) • Had multiple strikeouts in 14 of his 32 appearances • Tallied five strikeouts and allowed just one run in 2.2 innings in his first appearance of the season against Coastal Carolina (2/18).

### Career Highs:

**Innings:** 3.2, Florida Atlantic (6/3/13)  
**Strikeouts:** 6, Florida Atlantic (6/3/13)  
**Walks:** 3, twice  
**Hits:** 5, Maryland (3/16/14)  
**Runs:** 3, four occasions  
**Earned Runs:** 3, twice

### Freshman (2012)

Appeared in 25 games as a reliever, posting a 2.10 ERA • Registered a 1-0 mark on the season • Threw 25.2 innings, allowing six earned runs • Struck out 17, while walking just nine • Gave up just one hit and no runs in his col-

legiate debut against Southern California (3/2) • Threw a scoreless and hitless 2.2 frames while striking out three to earn his first win against Princeton (3/20) • Struck out a career-high three batters three times on the season • Gave up zero hits in nine appearances • Ended his debut season on a seven-game streak of not giving up an earned run from May 2 through June 3. **Summer 2012:** Made six appearances and five starts for the Thomasville Hi-Toms of the Coastal Plain League • Posted a 2.25 ERA and registered a 3-1 mark • Played in the all-star game • Named Baseball America's fourth-best prospect in the Coastal Plain League.

### Ardrey Kell High School

Coached by Hal Bagwell at Ardrey Kell • Drafted in the 35th round (1079th) of the 2011 MLB Draft by the New York Yankees • Ranked No. 11 in the state of North Carolina and No. 135 in the nation by Perfect Game • Impact Baseball ranks him the No. 17 player in North Carolina • Listed as the No. 44 right-hander in the country by Perfect Game • Named an Under Armour Preseason All-America • Helped lead Ardrey Kell to the SW4A High School State Championship • Earned 4A All-State honors as a senior • Honor Roll • National Honor Society Member.

### Personal

Christopher James McCue is the son of Jim and LeeAnn McCue • Born in West Springfield, Mass. • Birthday is April 23 • Majoring in advertising at Carolina.




### Chris McCue's Career Pitching Statistics

Year	ERA	W	L	App	GS	CG	SHO	CBO	SV	IP	H	R	ER	BB	SO	2B	3B	HR	BF	B/Avg	WP	HBP	SFA	SHA
2012	2.10	1	0	25	0	0	1	0	25.2	22	11	6	9	17	4	0	1	108	.237	1	1	2	3	
2013	2.13	7	1	32	0	0	3	2	63.1	43	19	15	28	54	5	0	2	265	.193	11	4	3	7	
2014	0.77	0	0	7	0	0	1	7	11.2	10	1	1	9	14	0	0	0	53	.233	6	0	0	1	
<b>TOTAL</b>	<b>1.97</b>	<b>8</b>	<b>1</b>	<b>64</b>	<b>0</b>	<b>0</b>	<b>5</b>	<b>9</b>	<b>100.2</b>	<b>75</b>	<b>31</b>	<b>22</b>	<b>46</b>	<b>85</b>	<b>9</b>	<b>0</b>	<b>3</b>	<b>426</b>	<b>.209</b>	<b>18</b>	<b>5</b>	<b>5</b>	<b>11</b>	





20



## Skye Bolt

**Junior • OF • 6-2 • 180**  
**Woodstock, Ga.**  
**(Holy Innocents)**

- **2013 Freshman All-America (Baseball America, Perfect Game, NCBWA, Louisville Slugger)**
- **2013 All-ACC (Second Team)**

### Sophomore (2014)

Started 60 games in center field as a sophomore • Hit .257 for the year with four home runs, nine doubles and 32 RBIs • His four homers tied for the team lead • Scored 40 runs, good for third on the team • Slugged .353 and had a .373 on-base percentage thanks in large part to a team-high 38 walks • Stole 11 bases in 12 attempts • Outstanding defensive center fielder who committed just three errors and had 189 put outs for the year • Also added eight outfield assists • Finished the season with hits in nine of his last 11 games, including a 4 for 4 effort against Gardner-Webb (5/13) • Was 3 for 11 in the NCAA Gainesville Regional with a homer against LBSU (6/1) • Had hits in all four games of the ACC tournament, including three against Maryland in the final game of pool play and a homer against NC State in the play-in game • Had four hits and two doubles in the series

finale against Wake Forest (4/13) • Had three hits, including his first home run of the year, against UNCW (4/1) • Went 3 for 3 with a double and three RBIs against Pitt (3/8) • Named second-team preseason All-America by Louisville Slugger, NCBWA and Baseball America • Also named to the Golden Spikes Preseason Watch List.

#### Career Highs:

**Hits:** 4, three times  
**Doubles:** 2, three times  
**Triples:** 2, Davidson (3/5/13); Princeton (3/19/13)  
**Home Runs:** 1, 10 occasions  
**RBIs:** 5, Maryland (4/5/13)  
**Runs:** 3, three occasions  
**Walks:** 3, five occasions  
**Stolen Bases:** 2, Clemson (3/31/13)  
**Hitting Streak:** Eight games (3/17/13-3/31/13)

### Freshman (2013)

Earned consensus freshman All-America honors (Baseball America, Perfect Game, NCBWA and Louisville Slugger) after starting 54 games in the outfield and hitting .321 (68-212), the fourth-highest average on the team, despite missing a month with a broken foot • Second-team All-ACC selection • Scored 48 runs and had 51 RBIs • Tied for second on the team with 14 doubles and was fourth in home runs with six • Slugged .491 and had a .418 on base percentage • Swiped 10 bases in 13 attempts • Notched 22 multi-hit games, including seven of his first 11 collegiate outings • Went 2 for 4 with an RBI in the win over LSU in the College World Series (6/18) • Had a season-high five RBIs against Maryland (4/5) • Hit a go-ahead three-run home run in the eighth inning of the series-clinching victory over Miami (3/17) • Homered in all three games of the Wake Forest series, the first

long balls of his career (3/8-10) • Went 2 for 3 with a run scored in his first collegiate start against Seton Hall (2/15) and followed that up with a 4-for-5 performance one game later. **Summer 2013:** Made the 24-man roster for the USA Baseball Collegiate National Team • Appeared in 13 games and started seven • Hit .120 with a double and a home run • Also stole three bases and drove in five.

### Holy Innocents

Drafted in the 26th round (804) in the 2012 MLB Draft by the Washington Nationals • Ranked the No. 6 player in the state of Georgia by Perfect Game • Ranked No. 39 in the class of 2012 by Baseball America • Tabbed the No. 45 player in the country by Perfect Game and No. 11 among outfielders in the nation • Participated in the 2011 Perfect Game All-American Classic at Petco Park in San Diego, Calif. • Coached by Dylan Deal at Holy Innocents Episcopal School in Atlanta, Ga. • Named MVP of high school team • Served as assistant head of FCA group • Also played football as quarterback.

### Personal


Skye M. Bolt is the son of Eva Murray and Mike and Connie Bolt • Born in Woodstock, Ga. • Birthday is Jan. 15 • Father played college baseball • Majoring in management and society at Carolina.



### Skye Bolt's Career Batting Statistics

Year	Avg	GP	GS	AB	R	H	2B	3B	HR	RBI	TB	SLG%	BB	HBP	SO	GDP	OB%	SF	SH	SB	ATT	PO	A	E	FLD%
2013	.321	54	54	212	48	68	14	2	6	51	104	.491	32	7	28	5	.418	5	4	10	13	133	1	2	.985
2014	.257	61	60	218	40	56	9	0	4	32	77	.353	38	6	30	5	.373	6	3	11	12	189	8	3	.985
<b>TOTAL</b>	<b>.288</b>	<b>115</b>	<b>114</b>	<b>430</b>	<b>88</b>	<b>124</b>	<b>23</b>	<b>2</b>	<b>10</b>	<b>83</b>	<b>181</b>	<b>.421</b>	<b>70</b>	<b>13</b>	<b>58</b>	<b>10</b>	<b>.395</b>	<b>11</b>	<b>7</b>	<b>21</b>	<b>25</b>	<b>322</b>	<b>9</b>	<b>5</b>	<b>.985</b>





## Taylore Cherry

**Junior • RHP • 6-8 • 270**  
**Dayton, Ohio**  
**(Butler)**

### Sophomore (2014)

Made 12 appearances with seven starts • Finished the season 2-2 with 26 strikeouts and a 4.01 ERA in 42.2 innings • Started against Florida State in the ACC tournament • Beat Gardner-Webb with 6.0 shutout innings (5/13) • Also got a win at Elon (5/7) after allowing four runs on just four hits in 5.2 innings • Was a hard-luck loser in both games against East Carolina • Allowed just one run in 6.0 innings against ECU in Chapel Hill (4/29), but took the loss in a 1-0 setback.

### Freshman (2013)

Made eight appearances with one start during the season • Compiled an 8.10 ERA and a 1-0 record • Allowed nine earned runs and 16 hits in 10 innings pitched • Made his first career start in the ACC Championship final, throwing five innings and allowing just five hits and one earned run to beat Virginia Tech • Had a scoreless outing against Elon (4/17), retiring a pair of batters and striking out one • Tossed a scoreless and hitless inning and struck out one batter in his first collegiate appearance against Seton Hall (2/17). **Summer 2013:** Started eight games for the Madison Mallards of the Northwood League • Went 1-1 with a 3.94 ERA in 29.2 innings to help the Mallards to the league title.

### Career Highs:

**Innings:** 6.0, twice  
**Strikeouts:** 6, George Mason (3/11/14)  
**Walks:** 5, Coastal Carolina (4/9/14)  
**Hits:** 8, East Carolina (4/29/14)  
**Runs:** 4, Elon (5/7/14)  
**Earned Runs:** 4, Elon (5/7/14)

### Butler High School

Ranked the No. 21 player in the nation by Perfect Game and No. 2 in the state of Ohio • Baseball America tabbed Cherry No. 38 in the 2012 class • Played in the Perfect Game All-American Game • Was named the Gatorade Player of the Year of

Ohio as a junior • Coached by Trent Dues at Vandalia-Butler High School in Vandalia, Ohio. • Also played basketball from freshman to junior year • Named to the principal's list freshman and senior years.

### Personal

Taylore Lewis Cherry is the son of Ron and Kathy Cherry • Born in Dayton, Ohio • Birthday is June 24 • Majoring in peace, war and defense at Carolina.



### Taylore Cherry's Career Pitching Statistics

Year	ERA	W	L	App	GS	CG	SHO	CBO	SV	IP	H	R	ER	BB	SO	2B	3B	HR	BF	B/Avg	WP	HBP	SFA	SHA
2013	8.10	1	0	8	1	0	0	0	0	10.0	16	10	9	5	4	3	0	0	55	.356	2	3	1	1
2014	4.01	2	3	12	7	0	0	0	0	42.2	41	19	19	22	26	8	0	2	197	.246	5	4	0	4
<b>TOTAL</b>	<b>4.78</b>	<b>3</b>	<b>3</b>	<b>20</b>	<b>8</b>	<b>0</b>	<b>0</b>	<b>0</b>	<b>0</b>	<b>52.2</b>	<b>57</b>	<b>29</b>	<b>28</b>	<b>27</b>	<b>30</b>	<b>11</b>	<b>0</b>	<b>2</b>	<b>252</b>	<b>.269</b>	<b>7</b>	<b>7</b>	<b>1</b>	<b>5</b>



43



## Korey Dunbar

**Junior • C • 6-0 • 215**  
**Charleston, W.Va.**  
**(Nitro)**

### Sophomore (2014)

Appeared in 55 games and started 54, primarily at catcher • Hit .238 for the year with three home runs, seven doubles and 29 RBIs • Slugged a .326 and had a .333 on-base percentage • After missing most of the preseason and the first two weeks of the season with an illness, opened the year with homers in his first two starts against North Florida • His second homer against the Ospreys (3/1) was a grand slam • Strong-armed defensive catcher who threw out 23 would-be base stealers on the year • Had three hits in the NCAA Gainesville Regional, including a 2 for 4 outing in the win over host Florida, to earn all-region honors • Also hit safely in three of four ACC tournament games • Had a season-high three hits at Duke (3/29) • Drove in a season-best three runs in the home win over Gardner-Webb (3/12).

### Freshman (2013)

Appeared in 25 games as a reliever, posting a 2.10 ERA • Registered a .159 batting average in 39 games, starting 14 at catcher • Hit .159 with three RBIs, five runs scored and two doubles • Did not commit an error in 130 total chances • Recorded his first career hit - a double - against Stony Brook (2/24) • Scored his first collegiate run and tallied his first RBI against California (3/2).  
**Summer 2013:** Appeared in 20 games for the Wilson Tobs of the Coastal Plain League • Hit .313 with 16 RBIs, 10 runs scored, six doubles and three home runs.

### Career Highs:

**Hits:** 3, at Duke (3/29/14)  
**Doubles:** 1, nine occasions  
**Home Runs:** 1, three occasions  
**RBIs:** 4, North Florida (3/1/14)  
**Runs:** 1, many occasions  
**Walks:** 2, five occasions  
**Stolen Bases:** 1, five occasions  
**Hitting Streak:** Five games (3/8/14-3/12/14)

### Nitro High School

Drafted in the 39th round (1196) of the 2012 MLB Draft by the Los Angeles Dodgers • Ranked among the top 500 in the country by Perfect Game • Tabbed the top player in the state of West Virginia by Perfect Game • Earned first team all-state honors as a junior • Coached by Steve Pritchard at Nitro High School in

Nitro, W.Va. • Played catcher, pitcher and third base at Nitro • Received Promise and Brandon Sneed Scholarships • High Honors graduate • Member of Mu Alpha Theta.

### Personal

Korey Patrick Dunbar is the son of Danny and Joyce Dunbar • Born in Charleston, W.Va. • Birthday is April 21 • Sister played tennis at Wright State • Majoring in middle grades education at Carolina.



### Korey Dunbar's Career Batting Statistics

Year	Avg	GP	GS	AB	R	H	2B	3B	HR	RBI	TB	SLG%	BB	HBP	SO	GDP	OB%	SF	SH	SB	ATT	PO	A	E	FLD%
2013	.159	39	14	44	5	7	2	0	0	3	9	.205	7	2	15	0	.302	0	2	1	1	120	10	0	1.000
2014	.238	55	54	181	14	43	7	0	3	29	59	.326	24	3	50	7	.333	2	6	4	6	395	39	3	.993
<b>TOTAL</b>	<b>.222</b>	<b>94</b>	<b>68</b>	<b>225</b>	<b>19</b>	<b>50</b>	<b>9</b>	<b>0</b>	<b>3</b>	<b>32</b>	<b>68</b>	<b>.302</b>	<b>31</b>	<b>5</b>	<b>65</b>	<b>7</b>	<b>.327</b>	<b>2</b>	<b>8</b>	<b>5</b>	<b>7</b>	<b>515</b>	<b>49</b>	<b>3</b>	<b>.995</b>





## Reilly Hovis

**Junior • RHP • 6-3 • 200**  
**Gastonia, N.C.**  
**(Forestview)**

• 2014 All-ACC (First Team)

### Sophomore (2014)

Talented right-hander who had a breakout season, earning first-team All-ACC honors as a reliever • Compiled a 9-1 record with six saves in 34 appearances (one start) with a 2.25 ERA in 64.0 innings • His nine wins were a team high • Struck out 81 batters and walked just 24 while holding opponents to a .194 batting average • Ranked fourth nationally and first in the ACC in strikeouts per nine innings (11.39 K/9) • Among major-college pitchers, only TCU's Brandon Finnegan, who pitched in the 2014 World Series for Kansas City, ranked higher • Allowed just eight extra-base hits and two home runs for the year • Recorded at least five outs in five of his six saves, including 4.0 no-hit innings to seal a win at Boston College (4/6) • Had perhaps his most impressive outing of the year in a win over Florida State (5/11), allowing just one run on three hits with a season-high eight strikeouts in 4.1 innings, his longest out of the year • Made his lone start of the year against NC State in the ACC tournament and did not factor into the decision after allowing three runs in 3.1 innings • Earned ACC Pitcher of the Week honors for his performance 4/21-27 • Allowed just one hit over 5.0 innings on the week, registering three saves and a win as the Tar Heels beat No. 30 Liberty and swept Virginia Tech.

### Career Highs:

**Innings:** 5.0, three occasions  
**Strikeouts:** 8, Florida State (5/11/14)  
**Walks:** 5, vs. Clemson (5/24/13)  
**Hits:** 5, twice  
**Runs:** 4, Seton Hall (2/14/15)  
**Earned Runs:** 4, Seton Hall (2/14/15)

### Freshman (2013)

Appeared in 18 games with four starts • Finished 4-0 on the year with a 2.36 ERA in 34.1 innings pitched, allowing just nine earned runs and 20 hits • Struck out 26 batters while holding opponents to just a .164 batting average •

Got the win in two of Carolina's most dramatic wins of the year • Retired the last batter in UNC's 13-inning win over Florida Atlantic in the NCAA Chapel Hill Regional • Went five scoreless innings in relief to get the win over Clemson in the ACC Championship • Gave up just one hit and no runs in five innings against Appalachian State (5/14) • Struck out a season-high five batters while conceding just one earned run against Charlotte (4/24) • Pitched a season-high five innings three times during the season.

### Forestview High School

Ranked No. 276 in the nation by Perfect Game and No. 7 in the state of North Carolina • Earned the No. 8 ranking in the state by Impact Baseball • High School teammate of fellow freshman Zach Daly • Coached by Brian Horne at Forestview High School in Gastonia, N.C. • Also played soccer sophomore year • Member of National Honor Society and Beta Club.

### Personal

Patrick O'Reilly Hovis is the son of Richard and Kelly Hovis • Born Oct. 27, 1993, in Gastonia, N.C. • Mother played tennis at St. Mary's • Cousin, Jonathan Hovis, played baseball at UNC and in the minor leagues for the New York Yankees system • Majoring in management and society at Carolina.



### Reilly Hovis' Career Pitching Statistics

Year	ERA	W	L	App	GS	CG	SHO	CBO	SV	IP	H	R	ER	BB	SO	2B	3B	HR	BF	B/Avg	WP	HBP	SFA	SHA
2013	2.36	4	0	18	4	0	0	3	0	34.1	20	10	9	24	26	0	1	1	150	.164	2	1	2	1
2014	2.25	9	1	34	1	0	0	1	6	64.0	44	16	16	24	81	4	2	2	256	.194	8	2	1	2
<b>TOTAL</b>	<b>2.29</b>	<b>13</b>	<b>1</b>	<b>52</b>	<b>5</b>	<b>0</b>	<b>0</b>	<b>4</b>	<b>6</b>	<b>98.1</b>	<b>64</b>	<b>26</b>	<b>25</b>	<b>48</b>	<b>107</b>	<b>4</b>	<b>3</b>	<b>3</b>	<b>406</b>	<b>.183</b>	<b>10</b>	<b>3</b>	<b>3</b>	<b>3</b>





## Landon Lassiter

**Junior • OF • 6-1 • 180**  
**High Point, N.C.**  
**(North Davidson)**

- ACC All-Tournament
- 2013 Freshman All-America (Baseball America, Perfect Game, NCBWA, Louisville Slugger)

### Sophomore (2014)

Started 60 games, primarily at third base, and hit .305 with seven doubles and a homer • Drove in 21 runs and scored 41, good for second on the team • Slugged .359 and had a .415 on-base percentage • Finished the season on a seven-game hitting streak that capped a strong final two months at the plate • Reached safely in 37 of his final 41 games and improved his batting average 90 points from the start of April to the end of the season (.215 to .305) • Had 21 multi-hit games, including a four-hit game at Miami (game one, 3/16) and a pair of three-hit games against Boston College (4/4) and Miami (game 2, 3/16) • Had five hits in three game at the NCAA Gainesville Regional • Hit safely in all four ACC tournament games, earning All-Tournament team honors • Drove in the winning run with a bases-loaded single to cap a three-run rally to beat Elon (4/16) • Had two extra-base hits in the same inning in the Sunday win at BC (4/6) • Named to the Sporting News Preseason All-America team.

### Freshman (2013)

Earned consensus freshman All-America honors (Baseball America, Perfect Game, NCBWA and Louisville Slugger) after a standout first season in Chapel Hill • Appeared in 69 games with 67 starts, 57 of those at designated hitter • Hit .358 (92-257), the second highest percentage on the team, with 28 RBIs • Scored 75 runs, second-most on the team and tied for eighth in school history • Had the second most walks on the team with 53 which also tied for fifth in school history • Recorded a .447 slugging percentage and a team-high .491 on-base percentage • Tallied 14 doubles and three triples • Stole eight bases in 12 attempts • Had 29 multi-hit games on the

#### Career Highs:

**Hits:** 4, six occasions  
**Doubles:** 2, James Madison (5/7/13)  
**Triples:** 1, four occasions  
**Home Runs:** 1, two occasions  
**RBIs:** 3, two occasions  
**Runs:** 4, at Wake Forest (3/9/13)  
**Walks:** 3, three occasions  
**Stolen Bases:** 2, UNCW (4/23/13)  
**Hitting Streak:** 10 games (5/26/13-6/18/13)

year, including four hits on five occasions • Named to the NCAA Chapel Hill All-Regional team after going 9 for 20 with five runs in four games (5/31-6/3) • Totaled a season-high three RBIs against James Madison while going 3 for 3 and scoring two runs (5/7) • Hit his first career home run against Clemson (4/1) • Made the Astros Foundation College Classic All-

Tournament team after going 6 for 12 with five runs in three games (3/1-3) • Went 4 for 4 with two RBIs and two runs scored against Seton Hall (2/17).  
**Summer 2013:** Played in 22 games with the Chatham Anglers of the Cape Cod League • Hit .250 with eight runs, two doubles and seven RBIs • Was walked 23 times and stole two bases.

### North Davidson High School

Drafted in the 16th round (513) of the 2012 MLB First-Year Player Draft by the Arizona Diamondbacks • Ranked No. 266 in the nation by Perfect Game and tabbed No. 6 in the state of North Carolina • Tabbed No. 7 in the state by Impact Baseball • Coached by Mike Meadows at North Davidson High School in Lexington, N.C. • Played varsity baseball all four years and varsity basketball freshman and sophomore year • Named CPC All-Conference sophomore, junior and senior seasons • Named All-State senior year • Participated in the East Coast Pro Showcase, N.C. vs. S.C. All-Star Game and the Tournament of Stars.

### Personal


Landon Joseph Lassiter is the son of Cliff and Eva Lassiter • Born in Thomasville, N.C. • Birthday is June 14 • Father played baseball at Pfeiffer • Brother, Garrison, signed with Carolina before being drafted and signing with the New York Yankees • Majoring in communication studies at Carolina.



### Landon Lassiter's Career Batting Statistics

Year	Avg	GP	GS	AB	R	H	2B	3B	HR	RBI	TB	SLG%	BB	HBP	SO	GDP	OB%	SF	SH	SB	ATT	PO	A	E	FLD%
2013	.358	69	67	257	75	92	14	3	1	28	115	.447	53	16	44	2	.491	2	2	8	12	12	24	6	.857
2014	.305	61	60	223	41	68	7	1	1	21	80	.359	33	12	38	2	.415	4	4	3	6	37	87	16	.886
<b>TOTAL</b>	<b>.333</b>	<b>130</b>	<b>127</b>	<b>480</b>	<b>116</b>	<b>160</b>	<b>21</b>	<b>4</b>	<b>2</b>	<b>49</b>	<b>195</b>	<b>.406</b>	<b>86</b>	<b>28</b>	<b>82</b>	<b>4</b>	<b>.457</b>	<b>6</b>	<b>6</b>	<b>11</b>	<b>18</b>	<b>49</b>	<b>111</b>	<b>22</b>	<b>.879</b>





## Michael Massardo

Junior • OF • 5-7 • 170

Waxhaw, N.C.

(Charlotte Latin)

### Sophomore (2014)

Speedy utility player made 23 appearances and started two games at designated hitter • Hit .105 with four runs for the season • Drove in a pair of runs on the year, one each against North Florida (3/2) and Pittsburgh (3/8).

### Freshman (2013)

Appeared in 18 games off the bench as a freshman • Hit .222 and scored four runs • Got his first career hit against Stony Brook (2/23) • Also scored his first collegiate run later in the Stony Brook series (2/24) • Had a pinch-hit single against Miami (3/16). **Summer 2013:** Spent the summer with the Baltimore Redbirds of the Cal Ripken League and hit .209 in 41 games with two doubles, six RBIs and 10 stolen bases.

### Charlotte Latin High School

Ranked among the top 500 players in the country by Perfect Game and No. 35 in the state of North Carolina • Tabbed No. 26 in the state by Impact Baseball • Very accomplished in the classroom • Coached by Kim Cousar at Charlotte Latin School in Charlotte, N.C. • Four-year letterman at shortstop and second base • Also played football for Charlotte Latin from freshman through junior year as a wide receiver and running back • Named to the Headmaster's List all four years.

### Personal

Michael Hunter Massardo is the son of Mike and Lisa Massardo • Born in Woodcliff Lake, N.J. • Birthday is Nov. 25 • Majoring in economics at Carolina.

### Career Highs:

Hits: 1, four occasions

RBIs: 1, North Florida (3/2/14), Pittsburgh (3/8/14)

Runs: 1, eight occasions

Walks: 1, five occasions


Stolen Bases: 1, at Charleston (2/16/14)



### Michael Massardo's Career Batting Statistics

Year	Avg	GP	GS	AB	R	H	2B	3B	HR	RBI	TB	SLG%	BB	HBP	SO	GDP	OB%	SF	SH	SB	ATT	PO	A	E	FLD%
2013	.222	18	0	9	4	2	0	0	0	0	2	.222	1	0	3	0	.300	0	1	0	2	1	0	0	1.000
2014	.105	23	2	19	4	2	0	0	0	2	2	.105	4	0	4	0	.250	1	2	1	2	6	0	0	1.000
<b>TOTAL</b>	<b>.143</b>	<b>41</b>	<b>2</b>	<b>28</b>	<b>8</b>	<b>4</b>	<b>0</b>	<b>0</b>	<b>0</b>	<b>2</b>	<b>4</b>	<b>.143</b>	<b>5</b>	<b>0</b>	<b>7</b>	<b>0</b>	<b>.265</b>	<b>1</b>	<b>3</b>	<b>1</b>	<b>4</b>	<b>7</b>	<b>0</b>	<b>0</b>	<b>1.000</b>





## Alex Raburn

**Junior • INF • 5-10 • 180**  
**Durham, N.C.**  
**(Jordan)**

### Sophomore (2014)

Versatile player who started games at all four infield positions as a sophomore • Appeared in 45 games and started 23, including the final 19 of the season • Hit .263 with 12 RBIs, three doubles and a homer • Slugged .326 and had a .363 on-base percentage • Filled in as the starter at second base following the injury to Wood Myers against Virginia Tech (4/25) and never left the lineup • Had 21 of his 25 hits in the final six weeks of the season • Had three hits in the NCAA Gainesville Regional • Had six multi-hit games, including a career-high four at Miami (5/16) • Hit his first career homer against Gardner-Webb (3/12).

### Freshman (2013)

Appeared in 34 games with seven starts in the outfield • Hit .188 on the year with five RBIs and eight runs scored • Tallied two doubles and did not commit an error • Recorded his first career hit against Stony Brook (2/24) • Scored his first collegiate run and registered his first career RBI against Texas A&M (3/3) • Went 2 for 2 with two RBIs and two runs scored against Princeton (3/19). **Summer 2013:** Appeared in 27 games for the High Point-Thomasville Hi-Toms of the Coastal Plain League • Hit .160, had seven RBIs and scored 13 runs with one double.

### Jordan High School

Ranked No. 414 in the nation by Perfect Game and No. 14 in the state of North Carolina • Rated No. 16 in the state by Impact Baseball • Coached by former Tar Heel Devy Bell (1984-87) at Jordan High School in Durham, N.C. • Named All-Conference four times and All-State twice • Team MVP sophomore and senior seasons • Conference Player of the Year as junior • 16U WWBA National Champions with Canes baseball • Tournament of Stars participant • Also played football and basketball.

#### Career Highs:

**Hits:** 4, at Miami (5/16/14)  
**Doubles:** 1, five occasions  
**Home Runs:** 1, Gardner-Webb (3/12/14)  
**RBIs:** 3, Gardner-Webb (3/12/14)  
**Runs:** 2, six occasions  
**Walks:** 2, four occasions  
**Stolen Bases:** 1, four occasions  
**Hitting Streak:** Three games, two occasions

#### Personal

Alexander Joseph Raburn is the son of Doug and Kay Raburn • Born in Durham, N.C. • Birthday is May 28 • Father played football at Hastings College in Nebraska • Majoring in exercise and sport science at Carolina.




### Alex Raburn's Career Batting Statistics

Year	Avg	GP	GS	AB	R	H	2B	3B	HR	RBI	TB	SLG%	BB	HBP	SO	GDP	OB%	SF	SH	SB	ATT	PO	A	E	FLD%
2013	.188	34	7	48	8	9	2	0	0	5	11	.229	5	2	8	2	.291	0	0	1	2	24	11	0	1.000
2014	.263	45	23	95	19	25	3	0	1	12	31	.326	13	3	19	1	.363	2	4	3	3	108	32	3	.979
<b>TOTAL</b>	<b>.238</b>	<b>79</b>	<b>30</b>	<b>143</b>	<b>27</b>	<b>34</b>	<b>5</b>	<b>0</b>	<b>1</b>	<b>17</b>	<b>42</b>	<b>.294</b>	<b>18</b>	<b>5</b>	<b>27</b>	<b>3</b>	<b>.339</b>	<b>2</b>	<b>4</b>	<b>4</b>	<b>5</b>	<b>132</b>	<b>43</b>	<b>3</b>	<b>.983</b>





31



## Trent Thornton

**Junior • RHP • 6-0 • 185**  
**Charlotte, N.C.**  
**(Ardrey Kell)**

- **2013 Freshman All-America (Baseball America, Perfect Game, NCBWA, Louisville Slugger)**
- **2013 All-ACC (Second Team)**
- **2014 All-ACC (Second Team)**

### Sophomore (2014)

Appeared in 16 games and started 14 as a sophomore • Earned second-team All-ACC honors • Compiled a 7-4 record with a 2.73 ERA in 95.2 innings pitched • Struck out 83 batters and walked just 29, holding opponents to a .219 batting average • Also picked up a save in the ACC tournament win over NC State (5/20) • Has a career record of 19-5 that includes an 13-3 record in 19 starts • Ranks tied for 10th in school history in career winning percentage among pitchers with at least 20 decisions (19-5, .792) • Went at least 5.0 innings in all 13 of 14 starts, allowing two earned runs or less in 10 of 14 • Named to the Golden Spikes Award midseason top 50 watch list • Posted a second straight dominant outing, allowing just two hits in 8.0 scoreless innings while matching a career high with 10 strikeouts against Wake Forest (4/11) • Tossed his first career complete-game shutout at Boston College (4/4), allowing just three hits and three walks in 9.0 innings while striking out five • Lost for the first time as a starter at Duke (3/28) after allowing three runs (two earned) on nine hits in 7.0 innings • Got his fifth win in as many starts with 7.0 scoreless innings at Maryland (3/14), combining with Reilly Hovis for a shutout • Also posted wins against Pittsburgh (3/8), North Florida (2/28), Xavier (2/22) and Charleston (2/16) • Second-team preseason All-America selection by Louisville Slugger and the NCBWA.

### Career Highs:

**Innings:** 9.0, Boston College (4/4/14)  
**Strikeouts:** 10, twice  
**Walks:** 5, Pittsburgh (3/8/14)  
**Hits:** 9, twice  
**Runs:** 6, Long Beach State (5/30/14)  
**Earned Runs:** 6, Long Beach State (5/30/14)

### Freshman (2013)

Earned consensus freshman All-America honors (Baseball America, Perfect Game, NCBWA and Louisville Slugger) after a standout freshman season • Appeared in 29 games, including six starts, and had a 1.37 ERA in 91.2 innings, ninth best in school history • Finished with a team-

high 12 wins against just one loss • His 12 wins were a UNC freshman record and are tied for fifth-most in school history • Also recorded a team-high eight saves, spending most of the season as the top bullpen arm for the Tar Heels • Second-team All-ACC selection • Allowed just 14 earned runs and walked just 19 batters in 91.2 innings • Struck out 81 batters,

third-most on the team, while keeping opponents to a .204 batting average • Allowed an earned run in just nine of 29 appearances • Tossed at least seven innings in four of his six starts, including a 7-inning, 2-run win in the College World Series against LSU • Struck out five and retired 12 batters on just 48 pitches in relief during Carolina's regional-clinching win over Florida Atlantic (6/3) • Named to the NCAA Chapel Hill All-Regional team for his performance • Went 6.2 scoreless and hitless innings and struck out seven batters in relief against NC State in the ACC tournament (5/25) • Carried a no-hitter into the eighth and recorded a season-high eight strikeouts against Gardner-Webb (3/12).

### Ardrey Kell High School

Ranked No. 370 nationally by Perfect Game and No. 12 in the state of North Carolina • Rated No. 10 in the state by Impact Baseball • Coached by Hal Bagwell all four years at Ardrey Kell High School in Charlotte, N.C. • Team captain senior year • Also played basketball • Member of National Honor Society and National Technical Honor Society • Member of Knights in Action community service.

### Personal


Trent Edward Thornton is the son of Jeff and Patty Thornton • Born in Pittsburgh, Pa. • Birthday is Sept. 30 • Father played football at Indiana as quarterback • Grandfather, Jerry, played football and baseball at Kansas • Uncle, Wes, played football at Davidson • Majoring in business at Carolina.



### Trent Thornton's Career Pitching Statistics

Year	ERA	W	L	App	GS	CG	SHO	CBO	SV	IP	H	R	ER	BB	SO	2B	3B	HR	BF	B/Avg	WP	HBP	SFA	SHA
2013	1.37	12	1	29	6	0	0	3	8	91.2	69	22	14	19	81	7	0	3	369	.204	4	5	0	6
2014	2.73	7	4	16	14	1	1	3	1	95.2	77	33	29	29	83	4	1	2	406	.219	7	13	6	6
<b>TOTAL</b>	<b>2.07</b>	<b>19</b>	<b>5</b>	<b>45</b>	<b>20</b>	<b>1</b>	<b>1</b>	<b>6</b>	<b>9</b>	<b>187.1</b>	<b>146</b>	<b>55</b>	<b>43</b>	<b>48</b>	<b>164</b>	<b>11</b>	<b>1</b>	<b>5</b>	<b>775</b>	<b>.211</b>	<b>11</b>	<b>18</b>	<b>6</b>	<b>12</b>





## A.J. Bogucki

**Sophomore • RHP • 6-3 • 200**  
**Gilbertsville, Pa.**  
**(Boyertown Area)**

### Freshman (2014)

Appeared in 13 games and had three midweek starts • Finished the year with 27 strikeouts and a 2.28 ERA in 23.2 innings • Had an impressive outing in his first career start, carrying a no-hitter into the seventh against NC A&T (4/8) • Struck out 10 Aggies and allowed just one hit to collect his first collegiate win • Also had midweek starts against Elon (4/16) and Liberty (4/23), allowing just a single earned run in each outing • Threw a scoreless inning of relief against Florida State in the ACC tournament and against Long Beach State in the NCAA tournament.

### Boyertown Area High School

Polished right-handed pitcher that pounds the strike zone • Plus fastball and slider • Ranked No. 94 in Baseball America's Top 100 • Ranked the No. 69 player in the country by Perfect Game • Tabbed as the top player in the state of Pennsylvania • Also ranked the No. 20 right-handed pitcher in the country • Played in the prestigious Under Armour All-America Game at Wrigley Field • Also participated in the Area Code Games • Named The Mercury Player of the Year as a junior • Excels in the classroom • High Honor Roll Member • Coached by Todd Moyer at Boyertown Area High School.

### Personal

Aaron John Bogucki is the son of Scott and Tracy Bogucki • Birthday is May 2 • Majoring in management and society at Carolina.

### Career Highs:

**Innings:** 7.0 vs. NC A&T (4/8/14)  
**Strikeouts:** 10 vs. NC A&T (4/8/14)  
**Hits:** 4, twice  
**Walks:** 3 vs. NC A&T (4/8/14)  
**Runs:** 4 vs. Florida State (5/10/14)  
**Earned Runs:** 2 vs. Davidson (3/5/14)



## Adrian Chacon

**Sophomore • C/1B • 6-0 • 196**  
**Tampa, Fla.**  
**Jesuit**

### Freshman (2014)

Appeared in 43 games with 27 starts at catcher, first base and designated hitter • Started the first seven games of the season at catcher with Corey Dunbar sidelined with an injury, saw most of his time in the field at first base later in the season • Hit .233 for the year with six doubles and a homer • Scored 12 runs and drove in nine • Hit his first career home run against UNCW (4/1) • Slugged .337 and had a .313 on-base percentage • Started all three games of the BC series at first and had a two-hit day with two runs scored in the series finale (4/6) • Also had multi-hit games against Xavier (2/23), UNCW (4/1) and Liberty (4/23).

### Jesuit High School

Talented player who brings power from the right side of the plate with arm-strength that allows him to play multiple positions, including catcher • Ranked the No. 152 player in the country by Perfect Game • Tabbed the No. 21 player in the state of Florida by Perfect Game • Ranked the No. 16 catcher in the country by Perfect Game • Named a PG Underclass First Team All-America in 2012 • Helped claim the 2011 World Wood Bat Championship in Jupiter • Played with fellow signee Spencer Trayner at Jesuit High School • Coached by Richie Warren at Jesuit High School.

### Personal

Adrian Anthony Chacon is the son of Nathan and Annette Castro and Mario Chacon • Birthday is March 8 • Has not declared a major at Carolina.

### Career Highs:

**Hits:** 2, four occasions  
**Doubles:** 1, six occasions  
**Home Runs:** 1, UNCW (4/1/14)  
**RBI's:** 2, UNCW (4/1/14)  
**Runs:** 2, two occasions  
**Walks:** 1, seven occasions  
**Hitting Streak:** Two games, four occasions


### A.J. Bogucki's Career Pitching Statistics

Year	ERA	W	L	App	GS	CG	SHO	CBO	SV	IP	H	R	ER	BB	SO	2B	3B	HR	BF	B/Avg	WP	HBP	SFA	SHA
2014	2.28	1	0	13	3	0	0	1	0	23.2	16	11	6	13	27	2	0	0	104	.186	3	4	0	1
<b>TOTAL</b>	<b>2.28</b>	<b>1</b>	<b>0</b>	<b>13</b>	<b>3</b>	<b>0</b>	<b>0</b>	<b>1</b>	<b>0</b>	<b>23.2</b>	<b>16</b>	<b>11</b>	<b>6</b>	<b>13</b>	<b>27</b>	<b>2</b>	<b>0</b>	<b>0</b>	<b>104</b>	<b>.186</b>	<b>3</b>	<b>4</b>	<b>0</b>	<b>1</b>

### Adrian Chacon's Career Batting Statistics

Year	Avg	GP	GS	AB	R	H	2B	3B	HR	RBI	TB	SLG%	BB	HBP	SO	GDP	OB%	SF	SH	SB	ATT	PO	A	E	FLD%
2014	.233	43	27	86	12	20	6	0	1	9	29	.337	7	4	20	4	.313	2	0	0	2	181	14	5	.975
<b>TOTAL</b>	<b>.233</b>	<b>43</b>	<b>27</b>	<b>86</b>	<b>12</b>	<b>20</b>	<b>6</b>	<b>0</b>	<b>1</b>	<b>9</b>	<b>29</b>	<b>.337</b>	<b>7</b>	<b>4</b>	<b>20</b>	<b>4</b>	<b>.313</b>	<b>2</b>	<b>0</b>	<b>0</b>	<b>2</b>	<b>181</b>	<b>14</b>	<b>5</b>	<b>.975</b>





## Joe Dudek

**Sophomore • 1B • 6-1 • 215**  
**Wall Township, N.J.**  
**Christian Brothers Academy**

### Freshman (2014)

Appeared in 44 games and started 26 at first base • Hit .204 for the year with four homers and 17 RBIs • His four home runs were tied for the team high • Slugged .357 and had a .316 on-base percentage • Hit a first-inning grand slam and had a season-high four RBIs in the series opener against Pittsburgh (3/8) • Had two RBIs and a double against the College of Charleston (2/16) • Also had multi-hit games against Appalachian State (2/25), North Florida (3/2) and Pittsburgh (3/8, 3/9) • Solid defensive first baseman who committed just three errors all season in 192 chances.

### Christian Brothers Academy

Strong left-handed hitter that can hit for power • Ranked No. 117 in the country by Perfect Game • Mentioned as one of 50 "Players to Watch" by Baseball America • Tabbed the fifth-best player in the state of New Jersey by Perfect Game • Participated in the East Coast Showcase along with the Area Code Games • Ranked the sixth-best first baseman in the country by Perfect Game • Excels in the classroom • Earned First Honors every semester • Member of Spanish National Honors Society • Coached by Martin Kenney at Christian Brothers Academy.

### Personal

Joseph Michael Dudek is the son of Joe and Beth Dudek • Birthday is Jan. 6 • Has not declared a major at Carolina.

#### Career Highs:

**Hits:** 2, five occasions  
**Doubles:** 1, three occasions  
**Home Runs:** 1, four occasions  
**RBIs:** 4, Pittsburgh (3/8/14)  
**Runs:** 2, three occasions  
**Walks:** 2, four occasions  
**Hitting Streak:** Three games (3/14/14-3/16/14)



## Zac Gallen

**Sophomore • RHP • 6-0 • 180**  
**Gibbsboro, N.J.**  
**Bishop Eustace**

### Freshman (2014)

Strike-throwing right-hander who a spot in the weekend rotation with an impressive fall and made 17 starts • Finished with a 5-4 record on the year with 62 strikeouts and a 4.64 ERA in 85.1 innings • Went at least 5.0 innings in 10 of his 17 starts, include his first five as a Tar Heel • Did not walk more than three batters in any outing and finished the season with a 62/23 strikeout-to-walk ratio • Allowed just 12 extra-base hits for the year • Despite leaving the game in the seventh with a 7-2 lead, did not factor into the decision in the win over Maryland in the ACC tournament (5/24) • Was a hard-luck loser in the regular season finale at Miami (5/17), allowing two runs on seven hits in 6.1 innings with a career-high 108 pitches, striking out six and walking none • Had perhaps his best outing as a Tar Heel against Campbell (5/6), allowing just five hits over 6.0 shutout innings for his fifth win of the year • Picked up win No. 4 with 5.1 innings of work at No. 1 Virginia (4/20) • Also had wins against Boston College (4/6), Maryland (3/16) and North Florida (3/2) • Impressed in his college debut at the College of Charleston (2/17), taking a tough-luck loss after allowing two runs on seven hits in 6.2 innings.

### Bishop Eustace Prep

Polished right-handed pitcher with feel for three pitches and plus command • Ranked No. 303 in the country by Perfect Game • Tabbed the No. 10 player in the state of New Jersey by Perfect Game • Also ranked the No. 88 right-handed pitcher in the nation by Perfect Game • Earned PG Underclass Honorable Mention in 2012 • Excels in the classroom • Honor Roll student • Coached by Sam Tropiano at Bishop Eustace Prep.

### Personal

Zachary Peter Gallen is the son of Stacey and Jim Gallen • Brother played baseball in college and dad played rugby in college • Birthday is August 3 • Has not declared a major at Carolina.

#### Career Highs:

**Innings:** 6.2, twice  
**Strikeouts:** 8, Xavier (2/23/14)  
**Hits:** 8, twice  
**Walks:** 3, twice  
**Runs:** 6, twice  
**Earned Runs:** 6, Georgia Tech (3/22/14)

### Joe Dudek's Career Batting Statistics

Year	Avg	GP	GS	AB	R	H	2B	3B	HR	RBI	TB	SLG%	BB	HBP	SO	GDP	OB%	SF	SH	SB	ATT	PO	A	E	FLD%
2014	.204	44	26	98	13	20	3	0	4	17	35	.357	16	0	27	1	.316	0	1	0	0	182	7	3	.984
<b>TOTAL</b>	<b>.204</b>	<b>44</b>	<b>26</b>	<b>98</b>	<b>13</b>	<b>20</b>	<b>3</b>	<b>0</b>	<b>4</b>	<b>17</b>	<b>35</b>	<b>.357</b>	<b>16</b>	<b>0</b>	<b>27</b>	<b>1</b>	<b>.316</b>	<b>0</b>	<b>1</b>	<b>0</b>	<b>0</b>	<b>182</b>	<b>7</b>	<b>3</b>	<b>.984</b>

### Zac Gallen's Career Pitching Statistics

Year	ERA	W	L	App	GS	CG	SHO	CBO	SV	IP	H	R	ER	BB	SO	2B	3B	HR	BF	B/Avg	WP	HBP	SFA	SHA
2014	4.64	5	4	17	17	0	0	1	0	85.1	93	50	44	23	62	7	1	4	366	.292	3	9	4	11
<b>TOTAL</b>	<b>4.64</b>	<b>5</b>	<b>4</b>	<b>17</b>	<b>17</b>	<b>0</b>	<b>0</b>	<b>1</b>	<b>0</b>	<b>85.1</b>	<b>93</b>	<b>50</b>	<b>44</b>	<b>23</b>	<b>62</b>	<b>7</b>	<b>1</b>	<b>4</b>	<b>366</b>	<b>.292</b>	<b>3</b>	<b>9</b>	<b>4</b>	<b>11</b>





35



## Jack Geraghty

**RS Sophomore • RHP • 6-1 • 211**  
**Atlanta, Ga.**  
**Lovett School**

### Redshirt Freshman (2014)

Had two scoreless innings of relief on the year • Made his Carolina debut against George Mason (3/11) • Pitched a perfect inning with a strikeout against NC A&T (4/8) • Redshirted in 2013.

### Lovett School

Ranked among the top 500 players in the country by Perfect Game • Tabbed the No. 63 player in the state of Georgia by Perfect Game • Coached by Lance Oubs at The Lovett School in Atlanta, Ga. • Four-year first baseman and pitcher • Also played football three seasons as defensive end, quarterback and kicker • Named to the Scholar's List all four years • Participated in YoungLife and bible study.

### Personal


John James Geraghty III is the son of John and Beth Geraghty • Born in Richmond, Va. • Birthday is Aug. 25 • Majoring in economics at Carolina.

#### Career Highs:

**Innings:** 1.0, twice  
**Strikeouts:** 1, twice  
**Hits:** 2, George Mason (3/11/14)  
**Walks:** 0  
**Runs:** 0  
**Earned Runs:** 0



4



## Wood Myers

**Sophomore • INF • 5-10 • 180**  
**Chapel Hill, N.C.**  
**Jordan**

### Freshman (2014)

Started 54 games as second base as a freshman • Hit .298 for the year with 10 doubles, 29 RBIs and a homer • Slugged .358 and had a .358 on-base percentage • Stole six bases out of ten attempts • Was the toughest player to strike out in the ACC, going down on strikes just 15 times in 247 plate appearances • Made only eight errors for the season in 199 chances • Hit safely in all three NCAA Gainesville Regional games • Went 4 for 5 with his first career home run, a go-ahead two-run shot in the seventh, against Virginia in the ACC tournament (5/23) • Had 18 multi-hit games on the year, including a five-hit performance against Georgia Tech (3/22) • Became the first Tar Heel with a five-hit game since Colin Moran in 2012 • Missed three weeks after suffering a broken hand when he was hit by a pitch against Virginia Tech (4/25) • Returned to register two hits against Gardner-Webb (5/13) and had hits in nine of the final 11 games of the year.

### Jordan High School

Ranked the No. 8 player in the state of North Carolina by Perfect Game and earned all-state honors in 2012 and 2013 in addition to being named the 2012 Pac 6 Player of the Year • Ranked No. 369 in the country according to Perfect Game and has been an all-region selection by Rawlings the last two years • Atlantic Region All-America team • Honor roll member • Coached by former Tar Heel Devy Bell at Jordan High School.

### Personal

John Woodley Myers is the son of Steve and Beth Myers • Birthday is Oct. 11 • Majoring in exercise and sport science at Carolina.

#### Career Highs:

**Hits:** 5, Georgia Tech (3/22/14)  
**Doubles:** 1, 10 occasions  
**Home Runs:** 1, vs. Virginia (5/23/14)  
**RBIs:** 3, three occasions  
**Runs:** 2, four occasions  
**Walks:** 2, three occasions  
**Stolen Bases:** 1, seven occasions  
**Hitting Streak:** Eight games, three occasions


### Jack Geraghty's Career Pitching Statistics

Year	ERA	W	L	App	GS	CG	SHO	CBO	SV	IP	H	R	ER	BB	SO	2B	3B	HR	BF	B/Avg	WP	HBP	SFA	SHA
2014	0.00	0	0	2	0	0	0	1	0	2.0	2	0	0	0	2	0	0	0	8	.250	0	0	0	0
<b>TOTAL</b>	<b>0.00</b>	<b>0</b>	<b>0</b>	<b>2</b>	<b>0</b>	<b>0</b>	<b>0</b>	<b>1</b>	<b>0</b>	<b>2.0</b>	<b>2</b>	<b>0</b>	<b>0</b>	<b>0</b>	<b>2</b>	<b>0</b>	<b>0</b>	<b>0</b>	<b>8</b>	<b>.250</b>	<b>0</b>	<b>0</b>	<b>0</b>	<b>0</b>

### Wood Myers' Career Batting Statistics

Year	Avg	GP	GS	AB	R	H	2B	3B	HR	RBI	TB	SLG%	BB	HBP	SO	GDP	OB%	SF	SH	SB	ATT	PO	A	E	FLD%
2014	.298	54	54	218	31	65	10	0	1	29	78	.358	19	3	15	5	.358	3	4	6	10	81	110	8	.960
<b>TOTAL</b>	<b>.298</b>	<b>54</b>	<b>54</b>	<b>218</b>	<b>31</b>	<b>65</b>	<b>10</b>	<b>0</b>	<b>1</b>	<b>29</b>	<b>78</b>	<b>.358</b>	<b>19</b>	<b>3</b>	<b>15</b>	<b>5</b>	<b>.358</b>	<b>3</b>	<b>4</b>	<b>6</b>	<b>10</b>	<b>81</b>	<b>110</b>	<b>8</b>	<b>.960</b>





## Adam Pate

Sophomore • OF • 5-9 • 175  
 Pikeville, N.C.  
 C.B. Aycock

### Freshman (2014)

Elite baserunner who appeared in 39 games and started 14 primarily in left field • Hit .241 for the year with three doubles and 14 runs scored • Stole 10 bases out of 13 attempts • Did not commit an error in 21 chances • Had two hits, including an RBI double, in the NCAA Gainesville Regional win over No. 2 Florida (5/31) • Had three multi-hit games on the year, including a season-best three hits against Georgia Tech (3/22).

### C.B. Aycock High School


Extremely athletic, plus runner • Tools allow him to play all over the field • Ranked among the Top 500 players in the country by Perfect Game • Tabbed the No. 24 player in the state of North Carolina by Perfect Game • Earned PG Underclass High Honorable Mention in 2012 • 2013 all-state selection and two-time all-conference pick • Conference player of the year as a senior • Honor Roll student • Member of National Honor Society • Student Body President • Coached by Charles Davis at Aycock High School.

### Personal

Adam Marshall Pate is the son of Chad and Tracey Pate • Birthday is Nov. 1 • Majoring in sports administration at Carolina.

#### Career Highs:

Hits: 3, Georgia Tech (3/22/14)  
 Doubles: 1, three occasions  
 RBIs: 1, three occasions  
 Runs: 2, three occasions  
 Walks: 1, 11 occasions  
 Stolen Bases: 3, Davidson (3/5/14)



## Tyler Ramirez

Sophomore • OF • 5-9 • 185  
 Suffolk, Va.  
 Cape Henry Collegiate

### Freshman (2014)

Talented freshman appeared in 58 games and started 55 in the outfield • Hit .286 with 11 doubles, two homers and 30 RBIs • Also scored 28 runs and stole 11 bases in 14 attempts • Slugged .382 and had a .364 on-base percentage, fourth-best among regulars • Played errorless ball in the outfield and added a pair of outfield assists • Had 15 multi-hit games on the year, including two in the postseason against Long Beach State (6/1) and Maryland (5/24) • Finished with three hits on three occasions - at Gardner-Webb (5/13), Wake Forest (4/13) and Pittsburgh (3/8) • Hit his first career home run against Wake Forest (4/11), a grand slam • His four RBIs against the Deacons were a season high • Doubled against Charleston (2/15) in his first collegiate at-bat.

### Cape Henry Collegiate

Polished left-handed swing • Ranked among the top 1,000 players in the country by Perfect Game • Tabbed the No. 48 player in the state of North Carolina by Perfect Game • Earned PG Underclass Honorable Mention in 2012 • Helped lead Cape Henry to the VISAA Division 2 State Championship as a junior • Honor Roll student • Member of National Honor Society • Coached by Tim Hummel at Cape Henry Collegiate.

### Personal

Tyler Christopher Ramirez is the son of Ray and Vicky Ramirez • Comes from a large family with three brothers and a sister and 19 cousins, 15 of whom are boys • Birthday is Feb. 21 • Majoring in business at Carolina.

#### Career Highs:


Hits: 3, four occasions  
 Doubles: 1, 11 occasions  
 Triples: 1, George Mason (3/11/14)  
 Home Runs: 1, twice  
 RBIs: 4, Wake Forest (4/11/14)  
 Runs: 3, twice  
 Walks: 2, seven occasions  
 Stolen Bases: 1, 11 occasions  
 Hitting Streak: Nine games (4/1/14-4/23/14)

### Adam Pate's Career Batting Statistics

Year	Avg	GP	GS	AB	R	H	2B	3B	HR	RBI	TB	SLG%	BB	HBP	SO	GDP	OB%	SF	SH	SB	ATT	PO	A	E	FLD%
2014	.241	39	14	54	14	13	3	0	0	3	16	.296	11	1	15	2	.379	0	1	10	13	20	1	0	1.000
<b>TOTAL</b>	<b>.241</b>	<b>39</b>	<b>14</b>	<b>54</b>	<b>14</b>	<b>13</b>	<b>3</b>	<b>0</b>	<b>0</b>	<b>3</b>	<b>16</b>	<b>.296</b>	<b>11</b>	<b>1</b>	<b>15</b>	<b>2</b>	<b>.379</b>	<b>0</b>	<b>1</b>	<b>10</b>	<b>13</b>	<b>20</b>	<b>1</b>	<b>0</b>	<b>1.000</b>

### Tyler Ramirez's Career Batting Statistics

Year	Avg	GP	GS	AB	R	H	2B	3B	HR	RBI	TB	SLG%	BB	HBP	SO	GDP	OB%	SF	SH	SB	ATT	PO	A	E	FLD%
2014	.286	58	55	199	28	57	11	1	2	30	76	.382	27	0	43	2	.364	5	1	11	14	106	2	0	1.000
<b>TOTAL</b>	<b>.286</b>	<b>58</b>	<b>55</b>	<b>199</b>	<b>28</b>	<b>57</b>	<b>11</b>	<b>1</b>	<b>2</b>	<b>30</b>	<b>76</b>	<b>.382</b>	<b>27</b>	<b>0</b>	<b>43</b>	<b>2</b>	<b>.364</b>	<b>5</b>	<b>1</b>	<b>11</b>	<b>14</b>	<b>106</b>	<b>2</b>	<b>0</b>	<b>1.000</b>



## Zach Rice

**Sophomore • LHP • 6-2 • 205**  
**Suffolk, Va.**  
**Nansemond River**

### Freshman (2014)

Lefty reliever made a team-high 34 appearances as a freshman • Had a 4.29 ERA in 21.0 innings pitched and finished with a 2-3 record • Struck out 29 batters (12.42 K/9) and walked 15 • Did not allow a run in his first 11 out-ings • Pitched a season-high 3.1 innings in a loss at Duke (3/29) • Picked up his first career win with 0.2 scoreless innings against Wake Forest (4/12) • Also got the win against NC State in the ACC tournament after entering the game with two runners on and striking out a pair.

### Nansemond River High School


Extremely projectable left-handed pitcher with three above average pitches • Ranked the No. 458 player in the country by Perfect Game • Tabbed the No. 14 player in Virginia • Earned PG Underclass Honorable Mention in 2012 • Has earned Academic Honor Roll all three years • Coached by Mark Stufferl at Nansemond River High School.

### Personal

Zachary John Rice is the son of John and Leila Rice • Birthday is Oct. 15 • Majoring in sport administration at Carolina.

#### Career Highs:

**Innings:** 3.1, Duke (3/29/14)  
**Strikeouts:** 3, Davidson (3/5/14)  
**Hits:** 3, Florida State (3/10/14)  
**Walks:** 2, twice  
**Runs:** 2, three occasions  
**Earned Runs:** 2, twice



## Spencer Trayner

**Sophomore • RHP • 6-0 • 175**  
**Tampa, Fla.**  
**Jesuit**

### Freshman (2014)

Appeared in 28 games out of the bullpen as a freshman • Finished the year 3-2 with a 1.60 ERA in 39.1 innings of work • Had 33 strikeouts and 15 walks while holding opponents to a .213 batting average • Had a season-high five strikeouts in 2.0 perfect innings against Elon (5/7) • Went a season-long five scoreless innings against Miami (5/16) • Had 23 scoreless appearances on the year, including 20 of his final 21 of the season • Pitched 2.0 scoreless innings in the NCAA Gainesville Regional and 3.1 scoreless in the ACC tournament • Inherited two runners against NC State in the ACC tournament (5/20) and got Trea Turner to ground out on the first pitch to end the threat.

### Jesuit High School

Ultra-competitive athlete • Athleticism plays on both sides of the ball • Rare arm strength plays on the mound and in the field • Plus defender at shortstop • Ranked the No. 124 player in the country by Perfect Game • Tabbed the No. 19 player in the state of Florida by Perfect Game • Ranked the fifth-best middle infielder in the country by Perfect Game • Earned PG Underclass First Team All-America honors in 2012 after earning Third Team honors in 2011 • Helped team to PG Underclassman Championship • Played with fellow signee Adrian Chacon at Jesuit High School • Coached by Richie Warren at Jesuit High School • Also played lacrosse and football at Jesuit.

### Personal

Spencer Grant Trayner is the son of Ty and Brenda Trayner • Grandfather played for the Astros organization • Birthday is Dec. 22 • Majoring in sociology at Carolina.

#### Career Highs:

**Innings:** 5.0, Miami (5/16/14)  
**Strikeouts:** 5, Elon (5/7/14)  
**Hits:** 3, twice  
**Walks:** 2, three occasions  
**Runs:** 2, twice  
**Earned Runs:** 2, twice


### Zach Rice's Career Pitching Statistics

Year	ERA	W	L	App	GS	CG	SHO	CBO	SV	IP	H	R	ER	BB	SO	2B	3B	HR	BF	B/Avg	WP	HBP	SFA	SHA
2014	4.29	2	3	34	0	0	0	1	0	21.0	21	11	10	15	29	3	0	0	99	.273	0	2	2	3
<b>TOTAL</b>	<b>4.29</b>	<b>2</b>	<b>3</b>	<b>34</b>	<b>0</b>	<b>0</b>	<b>0</b>	<b>1</b>	<b>0</b>	<b>21.0</b>	<b>21</b>	<b>11</b>	<b>10</b>	<b>15</b>	<b>29</b>	<b>3</b>	<b>0</b>	<b>0</b>	<b>99</b>	<b>.273</b>	<b>0</b>	<b>2</b>	<b>2</b>	<b>3</b>

### Spencer Trayner's Career Pitching Statistics

Year	ERA	W	L	App	GS	CG	SHO	CBO	SV	IP	H	R	ER	BB	SO	2B	3B	HR	BF	B/Avg	WP	HBP	SFA	SHA
2014	1.60	3	2	28	0	0	0	0	0	39.1	32	8	7	16	33	5	0	0	176	.213	6	6	2	2
<b>TOTAL</b>	<b>1.60</b>	<b>3</b>	<b>2</b>	<b>28</b>	<b>0</b>	<b>0</b>	<b>0</b>	<b>0</b>	<b>0</b>	<b>39.1</b>	<b>32</b>	<b>8</b>	<b>7</b>	<b>16</b>	<b>33</b>	<b>5</b>	<b>0</b>	<b>0</b>	<b>176</b>	<b>.213</b>	<b>6</b>	<b>6</b>	<b>2</b>	<b>2</b>





## Josh Merrigan

**Junior • OF • 6-1 • 175**  
**Marietta, Ga.**  
**(Walton/Chipola)**

8

### Prior To Carolina

Played one season at Georgia State before spending one season at Chipola (Fla.) College • Earned freshman All-America honors from Louisville Slugger and the NCBWA in 2013 • Also named CAA Rookie of the Year and second-team All-CAA after hitting .353 with 36 RBIs, 16 doubles, five triples, four home runs and 52 runs scored • Earned first-team All-Panhandle Conference honors in 2014 at Chipola after hitting .365 with 56 RBIs and two homers • Played for Jeff Johnson at Chipola.

### Walton High School

Two-time all-state player at Walton High School • Hit .430 as a senior • Also played basketball as a prep • Played for Shane Amos at Walton.

### Personal

Josh Richard Merrigan is the son of Kyle and Annie Merrigan • Birthday is Sept. 15 • Majoring in exercise and sport science at Carolina.



## J.B. Bukauskas

**Freshman • RHP • 6-0 • 189**  
**Tampa, Fla.**  
**Jesuit**


38

### Stone Bridge High School

Ranked the No. 29 right-handed pitcher and the No. 89 overall player in the country by Perfect Game • Also ranked the No. 3 righty and the No. 2 overall player in the state of Virginia • 2013 PG Underclass First-Team All-America • First-team All-Met as a sophomore • Coached by Sam Plank at Stone Bridge High School.

### Personal

Jacob Allen Bukauskas is the son of Ken and Lynn Bukauskas • Birthday is Oct. 11 • Has yet to declare a major at Carolina.



## Elijah Sutherland

**Junior • SS • 5-11 • 176**  
**Kingsport, Tenn.**  
**(Dobyns-Bennett/  
 Walters State)**


3

### Dobyns-Bennett/Walters State

Started 55 games and helped lead Walters State to the NJCAA World Series • Tied for the national lead in doubles with 25 • Hit .384 with three home runs, 25 doubles, three triples, 31 RBIs and 54 runs for Walters State en route to first-team All-TCCAA honors • Former Tar Heels Jesse Wierzbicki and Cody Stubbs were also Walters State products • Coached by Joey Seaver at WSCC.

### Personal

Elijah Jackson Sutherland is the son of Roger and Sherry Sutherland • Birthday is Oct. 7 • Majoring in exercise and sport science at Carolina.



## Hansen Butler

**Freshman • RHP • 5-11 • 195**  
**High Point, N.C.**  
**High Point Christian**

24

### High Point Christian

Ranked the top right-handed pitcher and the No. 5 overall player in the state of North Carolina by Perfect Game • Named a 2012 PG Underclass All-America Honorable Mention and 2013 PG Underclass Third-Team All-America • Coached by Corey Gesell at High Point Christian.

### Personal

Hansen Raleigh Butler is the son of Scott and Teresa Butler • Birthday is Oct. 30 • Has yet to declare a major at Carolina.



## Brett Daniels

**Freshman • RHP • 6-0 • 180**  
**Fuquay-Varina, N.C.**  
**Fuquay-Varina**


19

### Fuquay-Varina High School

Ranked the No. 2 right-handed pitcher and the No. 6 overall player in North Carolina by Perfect Game • Among the top 150 right-handers and the top 400 players overall nationally • All-state performer as a junior • Coached by Milton Senter at Fuquay-Varina High School.

### Personal

Tyler Brett Daniels is the son of Ken and Tracy Daniels • Birthday is Feb. 25 • Has yet to declare a major at Carolina.



## Zack Gahagan

**Freshman • INF • 6-1 • 195**  
**Fletcher, N.C.**  
**North Henderson**

10

### North Henderson High School

Ranked the No. 2 shortstop and the No. 15 player overall in North Carolina by Perfect Game • Considered the No. 76 shortstop in the county by PG • 2013 Underclass High Honorable Mention by PG • Coached by Justin King at North Henderson High School.

### Personal

Zachary David Gahagan is the son of Mike and Amy Gahagan • Birthday is Aug. 3 • Has yet to declare a major at Carolina.



## Preston Hudak

**Freshman • INF • 5-11 • 165**  
**Rock Hill, S.C.**  
**Northwestern**

11

### Northwestern High School

Member of the baseball team for four years at Northwestern High, playing second base and shortstop • Team captain as a senior • High honor roll student • Limited for most of his varsity career due to injury • Finished fifth in the East Cobb World Series with the Carolina Reds summer team • Played for Mitch Walters at Northwestern.

### Personal

Joseph Preston Hudak is the son of Joe and Rhonda Hudak • Birthday is Sept. 14 • Dad was the longtime head baseball coach at Winthrop • Plans to major in exercise and sport science at Carolina.



## Brooks Kennedy

**Freshman • INF/OF • 5-11 • 176**  
**Gastonia, N.C.**  
**South Mecklenburg**

5


### South Mecklenburg High School

Ranked the No. 3 shortstop and the No. 16 overall player in North Carolina by Perfect Game • Considered the No. 81 shortstop in the country by PG • 2012 and 2013 Underclass Honorable Mention by PG • Coached by Jon Tuscan at South Mecklenburg High School.

### Personal

Brooks Keegan Kennedy is the son of Gerald and Nicki Kennedy • Birthday is Oct. 3 • Plans to major in political science at Carolina.





## Brian Miller

**Freshman • INF • 6-0 • 177**  
**Raleigh, N.C.**  
**Millbrook**


34

### Millbrook High School

Played baseball, basketball and football at Millbrook High • Team captain as a senior, earning all-state honors • National Honor Society student and International Baccalaureate graduate • Hit over .400 for his career and graduated as Millbrook's all-time hits leader • Played for Austin James at Millbrook.

### Personal

Brian Christopher Miller is the son of Rick and Teresa Miller • Birthday is August 20 • Plans to major in exercise and sport science at Carolina.



## Jason Morgan

**Freshman • RHP • 6-6 • 201**  
**Fredericksburg, Va.**  
**Chancellor**

27

### C.B. Aycock High School

Ranked the No. 5 right-handed pitcher and the No. 12 player overall in Virginia by Perfect Game • Rated the No. 103 right-hander in the country by PG • 2013 Underclass High Honorable Mention by PG • Coached by J.P. Gibbons at Chancellor High School.

### Personal

Jason Christopher Morgan is the son of Scott and Kay Morgan • Birthday is Feb. 17 • Plans to major in exercise and sport science at Carolina.



## Nick Raquet

**Freshman • LHP • 6-0 • 213**  
**Boalsburg, Pa.**  
**State College Area**


26

### State College Area High School

Ranked the No. 2 left-handed pitcher and the No. 8 player overall in Pennsylvania by Perfect Game • Considered the No. 32 left-handed pitcher in the country by PG • 2012 and 2013 Underclass Honorable Mention by PG • Coached by Dave Williams at State College High School.

### Personal

Nicholas Robert Raquet is the son of Rob and Liz Raquet • Birthday is Dec. 12 • Plays to major in business at Carolina.



## Ryder Ryan

**Freshman • INF/C • 6-2 • 205**  
**Huntersville, N.C**  
**North Mecklenburg**

16

### North Mecklenburg High School

Ranked the No. 1 third baseman and the No. 3 player overall in North Carolina by Perfect Game • Considered the No. 5 third baseman and the No. 120 player in the country by PG • 2012 and 2013 First-Team Underclass All-America by PG • All-state performer as a junior • Coached by Sean Ryan at North Mecklenburg High School.

### Personal

Ryder Michael Ryan is the son of Sean and Nina Ryan • Birthday is May 11 • Has yet to declare a major at Carolina.



## Logan Warmoth

Freshman • INF • 6-0 • 184  
Orlando, Fla.  
Lake Brantley


7

### Lake Brantley High School

Ranked the No. 2 middle infielder in Florida and the No. 6 middle infielder nationally by Perfect Game • 2013 Underclass High Honorable Mention and 2012 Underclass Honorable Mention by PG • Coached by Eric Entriiken at Lake Brantley High School.

### Personal

Logan Brock Warmoth is the son of Greg and Christie Warmoth • Brother J.T. played baseball at Embry-Riddle • Brother Tyler is a redshirt junior relief pitcher at Stetson • Birthday is Sept. 6 • Has yet to declare a major at Carolina.



## Hunter Williams

Freshman • RHP/1B • 6-3 • 234  
Mosley, Va.  
Cosby

36

### Cosby High School

Ranked the No. 1 first baseman in Virginia and the No. 5 first baseman in the country by Perfect Game • Considered the No. 7 overall player in Virginia and the No. 136 player in the country by PG • 2013 First-Team Underclass All-America and 2012 Underclass High Honorable Mention by PG • Honorable mention all-state as a junior • Coached by Tim Lowery at Cosby High School.

### Personal

Hunter Mason Williams is the son of Keith and Denise Williams • Birthday is Feb. 7 • Has yet to declare a major at Carolina.

# 2015 North Carolina Tar Heels



**Front Row:** Brett Daniels, Brooks Kennedy, Tyler Ramirez, Michael Massardo, Alex Raburn, Wood Myers, Adam Pate, Elijah Sutherland, Hansen Butler

**Second Row:** Nick Raquet, Ryder Ryan, John Stott, Preston Hudak, Logan Warmoth, Spencer Trayner, Chris McCue, Brian Miller, Randy McNeill, J.B. Bukauskas, Adrian Chacon

**Third Row:** Assistant Coach Scott Jackson, Assistant Coach Bryant Gaines, Undergraduate Assistant Matt Spencer, Zac Gallen, Jack Geraghty, Korey Dunbar, Reilly Hovis, Landon Lassiter, Trent Thornton, Josh Merrigan, Undergraduate Assistant Jesse Wierzbicki, Associate Head Coach Scott Forbes, Head Coach Mike Fox

**Back Row:** Zack Gahagan, Jackson Bellenkes, A.J. Bogucki, Zach Rice, Trevor Kelley, Taylore Cherry, Jason Morgan, Benton Moss, Skye Bolt, Joe Dudek, Hunter Williams





# Mike Fox

**Head Coach**  
**17th Season At Carolina**  
**North Carolina, 1978**

Now in his 17th season as head coach at the University of North Carolina, Mike Fox has guided his alma mater to the most successful period in school history and firmly established the Tar Heels as one of the nation's preeminent college baseball programs. Capped by six trips to the College World Series in the last nine years, Carolina has made 15 appearances in the NCAA Tournament and posted a 729-301-1 record in Fox's 16 seasons in Chapel Hill.

Fox, who ranks third among the game's active leaders in career winning percentage, has been recognized by several outlets as one of the nation's top coaches in recent years. Baseball America honored Fox as its national coach of the year in 2008, and Fox's peers - the American Baseball Coaches Association - selected him as the Atlantic Region Coach of the Year in three of the last four seasons.

Fox's leadership and vision were instrumental in the construction of the \$25.6-million Boshamer Stadium, which opened in 2009 to rave reviews as one of the finest collegiate baseball facilities in the nation. The stadium underwent another upgrade this offseason with the installation of a state of the art video board.

One of only six men to play in and then coach his alma mater to the College World Series, Fox has led Carolina to 13 consecutive trips to postseason play for the first time in school history.

Fox has coached his teams to NCAA tourney play in 29 of his 31 seasons as a head coach, including a combined 14 trips to the NCAA Division I and Division III World Series. Fox, who has led Carolina to 15 College World Series victories over the last nine seasons, has either played or coached in all 17 CWS wins by the Tar Heels.

But just as important as the on-field success Fox has found at UNC is the type of program that he has built. On Feb. 28, 2007, while the Tar Heels were ranked No. 1 by Baseball America, they also claimed the top spot when USA Today re-ranked its preseason top 25 based on the NCAA's Academic Progress Rate (APR). Fox's players are regulars on the Atlantic Coast Conference's Academic Honor Roll, including 43 honorees over the last eight seasons, and he has coached six ESPN The Magazine Academic all-district selections in the last nine years, including Adam Warren, who was an Academic All-America pick in 2009, and Benton Moss in 2013 and 2014.

Fox became the 24th head coach in Carolina history on May 7, 1998, when former Athletic Director Dick Baddour selected the former UNC player and North Carolina Wesleyan College head coach to lead the Tar Heels into the 21st century. Fox is just the third head coach in Chapel Hill since 1947.

Fox has set a high standard of success in his first 16 years on the job, averaging more than 45 wins per season and guiding the Tar Heels to 50 or more victories in five of the last nine seasons, including a school-record 59 in 2013. Fox collected his 700th career college coaching victory in 2002, his 800th career win in 2005 and his 900th win in 2007. He reached the 1,000-win mark with a 10-3 victory over Gardner-Webb March 4, 2009 and notched his 1,100th win in 2011. Win No. 1,200 came in a 10-0 win over UNCW on April 3, 2013.

Overall, 72 Tar Heels to play for Fox over the past 16 years have been drafted by Major League Baseball organizations, including 11 first-round or supplemental selections: Colin Moran in 2013, Levi Michael in 2011, Matt Harvey in 2010, Dustin Ackley and Alex White in 2009, Andrew Miller and Daniel Bard in 2006, Russ Adams in 2002, Tyrell Godwin in 2000 and Mike Bynum and Kyle Snyder in 1999.

Twenty-nine of Fox's former Tar Heels were on professional rosters in 2014. Mike Morrin became the latest Fox product to debut in MLB this past summer as he made his first appearance for the Los Angeles Angels on April 30. In the past four years, Carolina has had 10 former players debut in the big leagues, more than any school in the country.

Fox has coached 30 first-team All-ACC selections, including Reilly Hovis in 2014 and Kent Emanuel, Colin Moran and Cody Stubbs in 2013. Tar Heels have earned 26 different All-America honors under Fox, including Michael Russell last season and Emanuel, Moran and Cody Stubbs in 2013.

Moran became the fourth Tar Heel under Fox's tutelage to be named ACC Freshman of the Year as he joined Adam Greenberg (2000), Daniel Bard (2004) and Dustin Ackley (2007). Moran also joined Ackley as Baseball America's Freshman of the Year in 2011 before earning ACC Player of the Year honors as a junior.

Carolina advanced to the NCAA Championship for the 13th consecutive year under

## Mike Fox At A Glance

- **Education:** Bachelor's degree in business physical education, UNC, 1978; Master's degree in teaching, UNC 1979
- **Family:** Wife - Cheryl; Son - Matthew; Daughter - Morgan
- **Playing Experience:** North Carolina (1976-78)
- **Overall Record (31 years):** 1,268-442-5 (.741)
- **Coaching Experience:** North Carolina Wesleyan (1983-98) - 539-141-4 (.789) North Carolina (1999-present) - Overall - 729-301-1 (.711), ACC - 271-166-1 (.620)

## Career Highlights

- In his 17th season as head coach at North Carolina.
- Hired prior to 1999 season as 24th head coach in school history.
- Third-winningest active coach in the NCAA with a .741 winning percentage and seventh in overall victories entering 2015; Entered this season 13th in all-time winning percentage and 15th in overall victories.
- Honored in 2008 as Baseball America's National Coach of the Year.
- Named 2006, 2007 and 2008 ABCA Atlantic Region Coach of Year.
- Led UNC to four straight trips to the College World Series for the first time in ACC history and the 13th time in NCAA history; Took UNC to its sixth CWS in eight years in 2013.
- One of six men to play in and then coach their alma mater to the CWS.
- Has been a part of all 17 CWS wins for UNC as a player or coach.
- Played at Carolina from 1976-78 and was the starting second baseman on UNC's 1978 College World Series team; Named to the 1978 CWS All-Tournament team.
- Led Carolina to three straight 50-win seasons and an NCAA-best 213 victories from 2006-2009.
- Won ACC Championships in 2007 and 2013.
- Won ACC Coastal Division titles in 2006, 2007, 2009, 2012 and 2013
- Led UNC to NCAA regional titles in 2003, 2006, 2007, 2008, 2009, 2011 and 2013.
- Led the Tar Heels to the NCAA Regionals in 15 of his 16 years as head coach.
- Has had 72 players drafted since he became head coach at Carolina, including 11 in the first round.
- Has had 30 players named first-team All-ACC since 1999 and 36 earn second-team All-ACC honors.
- Set a school record for most wins to open a season with 21-0 start in 2000 and a program mark for total wins with 59 in 2013.

## Mike Fox In The NCAA Record Book



### Winningest Active Coaches By Percentage

Coach	Yrs.	Record	Pct.
1. Brian O'Connor, Virginia	11	514-177-2	.743
2. Mike Martin, Florida State	35	1,813-628-4	.742
3. Mike Fox, North Carolina	31	1,268-442-5	.741

### Winningest Active Coaches By Victories

Coach	Yrs.	Record	Pct.
1. Augie Garrido, Texas	46	1,920-892-9	.682
7. Mike Fox, North Carolina	31	1,268-442-5	.741

### Winningest All-Time Coaches By Percentage

Coach	Yrs.	Record	Pct.
1. John Barry, Holy Cross	40	619-146-5	.807
13. Mike Fox, North Carolina	31	1,268-442-5	.741

### Winningest All-Time Coaches By Victories

Coach	Yrs.	Record	Pct.
1. Augie Garrido, Texas	46	1,920-892-9	.682
15. Mike Fox, North Carolina	31	1,268-442-5	.741

(Minimum 10 years as a Division I head coach; includes record at four-year colleges only.)

Fox in 2014, as the team earned a spot in the NCAA Gainesville Regional and scored a win over No. 2 national seed and host Florida.

The Tar Heels earned the No. 1 overall seed in the NCAA tournament for the first time in school history in 2013. With dramatic wins over Florida Atlantic in the regional round and over South Carolina in the supers, Carolina advanced to its sixth CWS in eight years and posted a third-place finish with wins over LSU and NC State. The trip



to Omaha capped an incredible season that saw UNC sit atop the national polls for much of the year as Carolina won a school-record 59 games.

The 2011 season saw the Tar Heels become the 13th school in NCAA history to appear in five College World Series in a six-year span. That squad racked up 51 wins on the back of first round draft pick Levi Michael and ACC Freshman of the Year Moran.

Carolina became the first school in ACC history to make four straight trips to the College World Series in 2009. The Tar Heels featured Dustin Ackley, who would finish as UNC's career leader in average, hits, runs and total bases. Ackley was the Tar Heels' top individual performer in 2009, as he posted an ACC-best .417 average and 22 home runs, while also adding 111 hits, 75 runs and 73 RBI. He was named Rivals.com National Player of the Year and became the first three-time All-America in school history.

Paced by the first All-America quartet in school history (Alex White, Kyle Seager, Dustin Ackley and Tim Fedroff), the Tar Heels went 54-14 and reached the

College World Series for the third straight season in 2008, placing third. Despite not playing on campus with Boshamer Stadium under construction, Carolina hosted both NCAA regionals and super regionals in Cary and went 5-0 en route to yet another trip to Omaha. Following a series win at then-No. 1 Miami, the Tar Heels earned the first consensus No. 1 ranking in school history on May 19. Chad Flack completed his career as Carolina's career leader in hits, games, at-bats and total bases in 2008.

After breaking through with a CWS runner-up finish in 2006, the Tar Heels matched that feat in 2007 despite losing a pair of first-round selections on the mound in Miller and Bard. Carolina won a school record and NCAA-best 57 games and brought home its second straight ACC Coastal Division title and first ACC tournament title since 1990 in the process. In Omaha, Carolina dropped its second game before winning three straight to reach the finals for the second straight season.

In 2006, the Tar Heels captured the ACC's Coastal Division title and reached the College World Series for the first time since 1989. Carolina won a then-school record 54 games, including a record 38 at home, and hosted its first NCAA Regional at Boshamer Stadium since 1983. The Tar Heels won their second regional under Fox and then captured the Tuscaloosa Super Regional in dramatic fashion to punch their fifth ticket to Omaha. There, Carolina won its first four games before falling to Oregon State in the championship series, two games to one.

Miller won Baseball America National Player of the Year honors and the Roger Clemens Award as the nation's top pitcher, and he joined Horton as an All-America selection. Senior Jonathan Hovis led the nation in ERA at 1.17, while Flack set Carolina's single-season hit record with 112.

From 2002-05, the Tar Heels won 40-plus games in each season and reached the NCAA Tournament every year. The 2003 squad was at its best in the postseason, sweeping through the NCAA Starkville Regional with a 3-0 record, including a pair of wins over host Mississippi State. The regional victory was the first for Carolina since the 1989 team reached the College World Series.

Carolina also earned top-10 national rankings in 2005 and in 2004 with a team that was led by All-Americans Marshall Hubbard and Chris Iannetta. Hubbard drove in a school-record 83 runs, while Iannetta, who made his major league debut with the Colorado Rockies in 2006, was one of three finalists for the Johnny Bench Award, presented annually to nation's top collegiate catcher. In a record-setting 2000 season, Carolina posted a 46-17 mark, the second-most victories in a season in school history. Carolina earned the No. 2 seed at the NCAA Regional at Upper Montclair, N.J., and came just one win away from advancing to the NCAA Super Regional.

In his first year on the job, Fox led Carolina to a school-best 16 straight wins to open the 1999 season and, in the midst of going 22-2 to start the year, the Tar Heels peaked at No. 3 the Baseball America rankings. Carolina went on to earn the No. 3 seed in the NCAA Palo Alto Regional.

Fox came to Carolina after 15 seasons as the head coach at N.C. Wesleyan College in Rocky Mount, where he led the Battling Bishops to 14 NCAA Tournament appearances, eight Division III College World Series appearances and the 1989

NCAA Division III national championship. His teams posted 15 consecutive top-20 finishes in the national polls and won 11 Dixie Conference championships.

Fox's career record of 539-141-4 at N.C. Wesleyan ranked second in career winning percentage (.791) among all active Division III head coaches at the time of his return to Carolina.

Fox was a three-year letterwinner at Carolina as a second baseman from 1976-78, helping lead the Tar Heels to the 1978 College World Series. As a senior, he hit .277, tied for the team lead with six home runs and was named to the College World Series all-tournament team. Fox also played on the Tar Heel junior varsity basketball team under Eddie Fogler in the 1975 and '76 seasons.

The native of Asheville, N.C., is a 1978 graduate of Carolina with a degree in physical education. He earned his Master of Arts in teaching at UNC in 1979. Fox served as a graduate assistant at Carolina during the 1979 season and was the head coach at Millbrook High School in Raleigh in 1980 and '81 before taking over as N.C. Wesleyan's head coach in September of 1982. He also had served as the Battling Bishops' athletic director since 1985.

Fox was named the American Baseball Coaches Association Division III National Coach of the Year in 1989 after leading the Battling Bishops to the national title. He has been named the NCAA South Region Coach of the Year and the Dixie Conference Coach of the Year seven times each. He coached 29 All-Americans at N.C. Wesleyan and 92 percent of his players graduated.

The 1974 graduate of East Mecklenburg High School in Charlotte, N.C., played independent professional baseball for a year after graduating from Carolina before returning to his alma mater as a graduate assistant in 1979.

Fox and his wife, Cheryl, have a son, Matthew (28), and a daughter, Morgan (25).

**Major Leaguers Coached By Fox**

- Dustin Ackley, Seattle (2011-pres.)
- Russ Adams, Toronto (2004-2009)
- Daniel Bard, Boston (2009-pres.)
- Mike Bynum, San Diego (2002-04)
- Andrew Carignan, Oakland (2011-pres.)
- Tim Federowicz, Los Angeles (2011-pres.)
- Tyrell Godwin, Washington (2005)
- Adam Greenberg, Chicago (NL), Miami (2005, 2012)
- Matt Harvey, New York (NL) (2012-pres.)
- Chris Iannetta, Colorado, Los Angeles (2006-pres.)
- Andrew Miller, Detroit, Florida, Boston, Baltimore, New York (2006-pres.)
- Mike Morin, Los Angeles Angels (2014-pres.)
- Luke Putkonen, Detroit (2012-pres.)
- Kyle Seager, Seattle (2011-pres.)
- Ryan Snare, Texas (2004)
- Kyle Snyder, Kansas City, Boston (2003-08)
- Adam Warren, New York Yankees (2012-pres.)
- Alex White, Cleveland, Colo., Houston (2011-pres.)
- Rob Wooten, Milwaukee (2013-pres.)

**All-America Selections Under Fox**

- 2000 Derrick DePriest, P
- 2000 Tyrell Godwin, OF
- 2002 Russ Adams, IF
- 2002 Adam Greenberg, OF
- 2002 Chris Maples, 3B
- 2003 Jeremy Cleveland, OF
- 2004 Marshall Hubbard, OF
- 2004 Chris Iannetta, C
- 2006 Josh Horton, SS
- 2006 Andrew Miller, P
- 2007 Dustin Ackley, 1B
- 2007 Andrew Carignan, P
- 2008 Dustin Ackley, 1B
- 2008 Tim Fedroff, OF
- 2008 Kyle Seager, 2B
- 2008 Alex White, P
- 2009 Dustin Ackley, 1B
- 2009 Brian Moran, P
- 2011 Patrick Johnson, P
- 2011 Colin Moran, 3B
- 2012 Kent Emanuel, P
- 2012 Michael Morin, P
- 2013 Colin Moran, 3B
- 2013 Kent Emanuel, P
- 2014 Michael Russell, SS


**Year-By-Year With Mike Fox**

Year	School	Overall Record	Pct.	Conference		NCAA Postseason
				Record	Pct.	
1983	NC Wesleyan	38-7	.844	8-0	1.000	College World Series; 3rd place.
1984	NC Wesleyan	33-11	.750	8-0	1.000	NCAA Tournament
1985	NC Wesleyan	35-9-2	.783	7-1	.875	NCAA Tournament
1986	NC Wesleyan	39-7	.848	6-2	.750	NCAA Tournament
1987	NC Wesleyan	46-9	.836	8-0	1.000	College World Series; 3rd place.
1988	NC Wesleyan	32-10-1	.756	11-1	.917	NCAA Tournament
1989	NC Wesleyan	33-11-1	.744	6-5	.545	College World Series; Division III National Champs.
1990	NC Wesleyan	38-10	.792	5-4	.556	College World Series; 3rd place.
1991	NC Wesleyan	33-10	.767	5-2	.714	NCAA Tournament
1992	NC Wesleyan	29-13	.725	4-5	.444	NCAA Tournament
1993	NC Wesleyan	29-11	.725	9-3	.750	College World Series; 7th place.
1994	NC Wesleyan	42-4	.913	10-0	1.000	College World Series; 5th place.
1996	NC Wesleyan	30-13	.698	9-3	.750	
1997	NC Wesleyan	40-7	.851	11-1	.917	College World Series; 5th place.
1998	NC Wesleyan	42-9	.824	9-3	.750	College World Series; 5th place.
1999	North Carolina	41-18	.695	13-11	.542	NCAA Tournament - Palo Alto, Calif. Regional
2000	North Carolina	46-17	.730	12-12	.500	NCAA Tournament - Upper Montclair, N.J. Regional.
2001	North Carolina	31-26	.544	9-15	.375	
2002	North Carolina	43-21	.672	17-7	.708	NCAA Tournament - Columbia, S.C. Regional
2003	North Carolina	42-23	.646	13-11	.542	NCAA Tournament - Columbia, S.C. Super Regional
2004	North Carolina	43-21	.672	14-10	.583	NCAA Tournament - Columbia, S.C. Regional
2005	North Carolina	41-19-1	.680	17-10-1	.625	NCAA Tournament - Gainesville, Fla. Regional
2006	North Carolina	54-15	.783	22-8	.733	College World Series; 2nd place.
2007	North Carolina	57-16	.781	21-9	.700	College World Series; 2nd place.
2008	North Carolina	54-14	.794	22-7	.759	College World Series; 3rd place.
2009	North Carolina	48-18	.727	19-10	.655	College World Series; 5th place.
2010	North Carolina	38-22	.633	14-16	.467	NCAA Tournament - Norman, Okla. Regional.
2011	North Carolina	51-16	.761	20-10	.667	College World Series; 5th place.
2012	North Carolina	46-16	.742	22-8	.733	NCAA Tournament - Chapel Hill, N.C. Regional.
2013	North Carolina	59-12	.831	21-7	.750	College World Series; 3rd place.
2014	North Carolina	35-27	.565	15-15	.500	NCAA Tournament - Gainesville, Fla. Regional.
<b>31 seasons overall</b>		<b>1,268-442-5</b>	<b>.741</b>	<b>372-166-1</b>	<b>.672</b>	<b>29 NCAA Tournament appearances</b>





21



## Scott Forbes

**Associate Head Coach  
10th Season At Carolina  
North Carolina Wesleyan, 1998**

Collegiate Baseball newspaper's 2008 National College Pitching Coach of the Year, Scott Forbes is in his 10th season mentoring North Carolina's pitching staff and his sixth as the Tar Heels' associate head coach.

Forbes, who has totaled a record of 761-314 in 17 seasons as an assistant coach, has been an instrumental part of the Tar Heels' run to the College World Series in six of the last nine seasons.

Under his guidance, the Carolina pitching staff has ranked among nation's top 50 in earned run average in each of the last eight seasons, including the fourth-lowest ERA in the nation in 2012.

Baseball America recognized Forbes as one of the top assistant coaches in the country prior to the 2013 campaign.

On the recruiting front, Forbes played in an integral role in landing some of the nation's top talent as every class brought in to Carolina since 2007 has been ranked among the top 15 in the country.

Forbes, who is in his second stint in Chapel Hill, was an assistant at UNC from 1999-2002 and served as an assistant at Winthrop University for three seasons before returning to Carolina prior to the 2006 season.

Forbes has watched over the top three strikeout pitchers in UNC history as Andrew Miller, Alex White and Patrick Johnson are the only hurlers to eclipse 300 strikeouts in a career.

The Tar Heels had a pair of All-America pitchers in 2012 as starter Kent Emanuel and closer Michael Morin each earned the honor. Emanuel repeated as an All-America performer in 2013 and was named ACC Pitcher of the Year, while Trent Thornton was a first-team freshman All-America hurler. Reilly Hovis was a first-team All-ACC pick after becoming the team's closer in 2014.

In Chapel Hill, 25 of Forbes' pitchers have either been drafted or signed professional contracts over the last eight seasons, including first-round picks Daniel Bard (2006), Andrew Miller (2006), Alex White (2009) and Matt Harvey (2010). Forbes and the rest of the UNC staff have gained a reputation of putting the health and future of their pitchers first and foremost, and Miller said it best during the 2006 College World Series: "I appreciate the coaches basically taking care of me. I've seen a lot of pitchers get abused in the postseason. They have my best interests at heart."

Miller blossomed under Forbes and was named Baseball America's National Player of the Year, the Roger Clemens Award winner, first-team All-America and the Atlantic Coast Conference Pitcher of the Year, while setting UNC records for single-season and career strikeouts in 2006. The No. 6 overall pick by the Detroit Tigers, Miller made his major league debut Aug. 30, 2006, and is currently with the Boston Red Sox with fellow first round pick Daniel Bard.

Bard had an outstanding rookie season with the Boston Red Sox in 2009 and has made more than 200 appearances during his time in the big leagues. White was the No. 15 overall selection by the Cleveland Indians in 2010 and made his MLB debut in 2011 before getting traded to the Colorado Rockies.

Harvey was drafted in the third round coming out of high school and developed his

### Scott Forbes At A Glance

- **Education:** Bachelor's degree in business administration, NC Wesleyan, 1998
- **Family:** Wife - Mandy; Daughters - Hannah, Ally
- **Playing Experience:** Middle Georgia College (1994); NC Wesleyan (1995-97)
- **Coaching Experience:** Assistant Coach, NC Wesleyan (1998); Assistant Coach, North Carolina (1999-2002); Assistant Coach, Winthrop (2003-05); Assistant Coach/Pitching Coach, North Carolina (2006-2008); Associate Head Coach/Pitching Coach, North Carolina (2009-present).

craft even more at Carolina en route to becoming the No. 7 overall pick in the 2010 draft. Harvey made his MLB debut in 2012 a memorable one with nine strikeouts, the most in a debut by a Met in franchise history. Harvey became a national face of baseball in 2013 as he started the All-Star Game for the National League and appeared on the cover of Sports Illustrated.

After working with Forbes and dropping his arm slot prior to the 2007 season, Milwaukee Brewer Rob Wooten emerged as one of the nation's top relievers with 91 appearances over his final two seasons. Wooten earned an invitation to big league camp with the Brewers prior to the 2013 season and made his MLB debut later that summer. Mike Morin, who debuted in April of 2014 with the Los Angeles Angels, is the latest Tar Heel to reach the big leagues.

White anchored the Tar Heels' staff for the second straight season in 2009 and earned first-team All-ACC honors for the second straight season. He was joined on the all-conference team by Brian Moran and Adam Warren, who finished his career second in school history with 32 victories. Additionally, Moran became the fourth pitcher to earn All-America honors under Forbes, joining Carignan, Miller and White.

Emanuel (third round, 2013), Hobbs Johnson (14th round, 2013), Chris Munnely (free agent, 2013) and Luis Paula (31st round, 2014) are the latest Forbes products to make the leap to professional baseball.

In 2008, White was also named ACC Pitcher of the Year and - along with Wooten - claimed All-ACC honors. Additionally, freshmen right-handers Harvey and Colin Bates earned freshman All-America honors in 2008.

In 2007, right-hander Robert Woodard completed his decorated career as the Tar Heels' career leader in wins and is the only pitcher to rank in the UNC's top 10 in wins, winning percentage, innings and strikeouts. In Miller, Woodard and Warren, Forbes has coached the Tar Heels' career leaders in strikeouts, wins and winning percentage, respectively.

Additionally, Forbes has mentored a pair of relievers to NCAA-best performances, as Jonathan Hovis led the nation with a 1.17 ERA in 2006, and Carignan shared the NCAA lead with 18 saves in 2007.

In his final season at Winthrop, Forbes helped guide the Eagles to one of the finest seasons in program history in 2005, as they won the Big South title, earned the No. 2 seed in the NCAA Knoxville Regional and posted a 44-22 record. He helped coach five All-Americans and five Major League Baseball draft picks while at Winthrop.

Forbes, who was promoted to assistant head coach prior to the 2005 season, served as the Eagles' recruiting coordinator and third base coach. He also worked as the position coach for catchers, outfielders and first basemen and coordinated the Eagles' strength and conditioning program, academic advising, community service and team travel. Forbes joined the Winthrop staff in July 2002.

Prior to his stint with the Eagles, Forbes was on Fox's staff at Carolina for four seasons, helping the Tar Heels to NCAA Regional appearances in 1999, 2000 and 2002. While in Chapel Hill, he assisted long-time pitching coach Roger Williams with instruction for the Tar Heels' hurlers and served as position coach for Carolina's catchers and corner infielders. Forbes also assisted with recruiting and served as director of Carolina's summer camps.

While at UNC, Forbes spent two summers as head coach and pitching coach of the Coastal Plain League's Wilmington Sharks. In 1999, he guided his team to the CPL title and earned the league's Coach of the Year award and tallied a 59-34 overall record in two summers with the team.

After a standout playing career for Fox at North Carolina Wesleyan, Forbes broke into coaching as an assistant with the Battling Bishops during the 1998 season. He served as the team's pitching instructor and called pitches, helping Wesleyan to a 42-9 record and a sixth-place finish at the NCAA Division III College World Series. Forbes also worked as the team's strength coordinator and first base coach.

As a player, Forbes hit .321 at Wesleyan from 1995-97 and led the team to a pair of Dixie Conference titles and a fifth-place finish at the 1997 Division III CWS. As a senior, he hit .387 with 61 RBI and 27 doubles, which set the NCAA Division III single-season record. That season, he earned second-team all-region honors and was named most valuable player of the Dixie Conference Tournament, as well as Wesleyan's MVP. Forbes also earned a spot on the regional all-tournament squad. He spent the 1994 season at Middle Georgia College, where he helped the team to the Georgia junior college state title.

Forbes earned a Bachelor of Science degree in business administration from North Carolina Wesleyan in May 1998. He is married to the former Mandy Passwaters, and the couple has two daughters, Hannah and Ally.



Scott, Ally, Hannah and Mandy Forbes





## Scott Jackson

**Assistant Coach**  
**Seventh Season At Carolina**  
**Campbell, 1998**

Scott Jackson is entering his seventh year as an assistant baseball coach and the recruiting coordinator at the University of North Carolina in 2015. Jackson, who joined the Tar Heels in July 2008 after one season at Liberty, works with the offense, including hitting and base running, as well as infield play.

The Tar Heels have a record of 277-111 during Jackson's time in Chapel Hill and have turned in six consecutive NCAA tournament appearances, including three College World Series showings in 2009, 2011 and 2013.

Baseball America recognized Jackson as one of the top assistant coaches in the country prior to the 2013 campaign.

Despite the change in NCAA bat regulation in 2011 the Tar Heels turned in one of the top scoring seasons in school history. Carolina finished 10th in the nation in runs scored by putting up 452 for the season. A big reason for Carolina's run scoring was its ability to draw walks and get on base as the Tar Heels' 358 walks ranked second in the country.

The Tar Heels were a patient group once again in 2012 as they finished with the fourth-most walks in the country. The 2013 squad led the nation in three offensive categories - hits (759), runs (542) and walks (369).

Jackson's work with the Carolina infield came to fruition in 2011 as the Tar Heels finished fifth in the country and set a new school record with a .979 fielding percentage. Not a single player on the squad committed more than nine errors in 67 games.

Jackson was a big part of Minnesota Twin minor leaguer Levi Michael's development. Michael was a freshman All-America as a second baseman before making the move to third base in 2010 and to shortstop for the 2011 campaign. Michael's versatility appealed to the Twins who selected the infielder 30th overall in the 2011 MLB Draft.

Another player to blossom under Jackson's watch has been third baseman Colin Moran. Moran came to Carolina as an unheralded recruit but has developed into one of the top hitters in the country as he earned All-America honors and was named the Baseball America Freshman of the Year in 2011. In his first season in Chapel Hill, Jackson helped guide the Tar Heels to their fourth consecutive College World Series appearance, a .313 team batting average and a .970 fielding percentage. As a junior, Moran was a finalist for the Golden Spikes Award, led the nation with 91 RBIs and was the No. 6 overall pick of the Miami Marlins in the 2013 MLB Draft.

Jackson helped coach three-time All-America Dustin Ackley to Atlantic Coast Conference Player of the Year honors and also mentored all-conference selection Kyle Seager. Both Ackley and Seager were selected in the top three rounds of the 2009 Major League Baseball First-Year Player Draft.

Jackson's efforts on the recruiting trail have also paid off for the Tar Heels pulling in five straight top-10 classes. The 2010 group of newcomers ranked No. 7 nationally, the 2011 class was ranked No. 6, the 2012 crop was ranked No. 4, the 2013 edition was ranked No. 5 in the country and the incoming class of 2014 was ranked No. 1.

Prior to joining the staff at UNC, Jackson served as pitching coach at Liberty and UNC Wilmington but has worked with hitters in coaching stops at Campbell, Barton and Wofford. He also served as head coach of the Wilmington Sharks of the Coastal Plain League in 2002 and earned the league's Coach of the Year Award.

### Scott Jackson At A Glance

- **Education:** Bachelor's degree in physical education, Campbell, 1998; Master's degree in education, Campbell, 2000
- **Family:** Wife - Sara; Sons - Ryan, Tyler
- **Playing Experience:** Campbell (1994-97)
- **Coaching Experience:** Graduate Assistant Coach, Campbell (1999); Assistant Coach, Wofford (2000), Assistant Coach, Barton (2001); Assistant Coach, Campbell (2001); Assistant Coach/Pitching Coach, UNC Wilmington (2003-07); Assistant Coach/Pitching Coach, Liberty (2008); Assistant Coach/Recruiting Coordinator, North Carolina (2009-present).

In 2008 at Liberty, Jackson helped guide the Flames to a 35-26-1 record and a runner-up finish in the Big South Tournament to Cary Super Regional participant Coastal Carolina. Two of his pitchers were chosen in the 2008 Major League Baseball First-Year Player Draft, and his staff recorded a school record 508 strikeouts.

Jackson helped guide UNC Wilmington to one of the most successful periods in school history from 2003-07. He was an integral part of a staff that posted three straight 40-win seasons, won Colonial Athletic Association titles in 2004 and 2006 and reached the NCAA Tournament in 2003, 2004 and 2006.

Under Jackson's tutelage, six Seahawk pitchers were selected in the MLB Draft after going undrafted out of high school. His pitching staff established a number of school records at Wilmington, including strikeouts and saves. Jackson also had coaching stints at Campbell (2002), Barton (2001) and Wofford (2000). In addition to his collegiate work, Jackson also spent two seasons with the Wilmington Sharks, where he was an assistant to fellow North Carolina assistant Scott Forbes in 2000. He led the Sharks to a league-best 31-17 mark in 2002 as head coach and coached five MLB draft picks.


Jackson is a 1998 graduate of Campbell with a bachelor's degree in physical education and he earned a master's degree in education in 2000, also from Campbell. During his playing days with the Camels, he played seven different positions and posted a career .268 batting average in 182 games.

A Charlotte native, Jackson is married to the former Sara Moore, who was a standout basketball player at Campbell. The couple has two sons, Ryan and Tyler.



Scott, Ryan, Sara and Tyler Jackson





## Bryant Gaines

**Assistant Coach**  
**Third Season At Carolina**  
**North Carolina, 2011**

Former University of North Carolina pitcher and a member of four consecutive College World Series teams, Bryant Gaines is in his third season on the Tar Heel coaching staff.

A 2011 graduate of UNC with a degree in sport administration and a minor in coaching, Gaines assists in all aspects of the program while focusing on the Tar Heel pitching staff. He also serves as camp director for the Carolina Baseball Camps.

The Tar Heels have won 94 games in Gaines' two seasons on the staff, including a school-record 59 in 2013. That season, UNC made its 10th trip to the College World Series in program history, and Gaines has been a part of five of those clubs as either a player or a coach.

In two seasons working with head coach Mike Fox, Gaines has mentored a number of standout pitchers. Kent Emanuel was the 2013 ACC Pitcher of the Year, earning first-team All-America honors before being selected in the third round of the MLB Draft by the Houston Astros. In addition to Emanuel, Hobbs Johnson was drafted in the 14th round by Milwaukee and Chris Munnely signed

### Bryant Gaines At A Glance

- **Education:** Bachelor's degree in sport administration, North Carolina, 2011
- **Playing Experience:** North Carolina (2007-11)
- **Coaching Experience:** Assistant Coach, North Carolina (2012-present)

a free agent contract with Houston. Overall, UNC had a staff ERA of 2.81 in 2013 that ranked 16th nationally.

Trent Thornton was a consensus freshman All-America performer in 2013 before earning all-conference honors after moving to the weekend rotation as a sophomore. Reilly Hovis earned first-team All-ACC accolades in 2014, as the sophomore led Carolina with a 9-1 record and a 2.25 ERA.

As a player at Carolina, Gaines posted a 5-0 record in 35 career appearances for the Tar Heels. Gaines battled back from his second Tommy John surgery as a junior to make 10 appearances as a fifth-year senior.

Gaines assists in all aspects of the program, including serving as camp director for the Carolina Baseball Camps.




## Matt Spencer

**Undergraduate Assistant**  
**First Season At Carolina**

A two-year letterwinner at Carolina and member of the 2006 College World Series team, Matt Spencer is in his first season as an undergraduate assistant. Spencer transferred to Arizona State for the 2007 season before being selected in the third round of the 2007 MLB Draft by the Philadelphia Phillies.

Spencer hit .278 with six home runs and 29 RBIs as a sophomore in 2006, when the Tar Heels advanced to their first College World Series since 1989. A native of Morristown, Tennessee, Spencer had a pair of hits against Oregon State in the 2006 CWS Finals before hitting .369 with nine homers and 52 RBIs for the 2007 Arizona State team that advanced to the College World Series.

Spencer spent six seasons playing professionally, with stops in the Philadelphia, Oakland and Chicago (NL) organizations in addition to a year in the independent Atlantic League. He advanced as high as the AAA Iowa Cubs in 2011.



## Jesse Wierzbicki

**Undergraduate Assistant**  
**First Season At Carolina**

A two-year letterwinner at Carolina who helped lead the Tar Heels to the 2011 College World Series, Jesse Wierzbicki is in his first season as an undergraduate assistant. Wierzbicki came to UNC after two successful seasons at Walters State Community College, where he played in the Junior College World Series as a freshman.

Wierzbicki hit .287 with seven home runs and 40 RBIs as a senior member of the 2011 Tar Heel squad that finished 51-16 and advanced to the CWS for the fifth time in six years. In his first season in Chapel Hill, the Newnan, Georgia, native hit .307 with eight homers and 52 RBIs.

Wierzbicki was drafted in the 24th round of the 2011 MLB Draft by the Houston Astros. He spent three seasons in the Astros organization, with his last stop coming with the high-A Lancaster JetHawks in the California League.



## Dave Arendas

**Director of Baseball Operations**  
**10th Season At Carolina**  
**North Carolina, 1990**

Dave Arendas, a former All-ACC second baseman at North Carolina, is in his 10th season as director of baseball operations with the Diamond Heels. He is the program's first full-time employee in this position.

Arendas, who has been a key member of the UNC staff during its recent College World Series trips, handles a variety of administrative duties, including team travel, equipment purchasing, game day organization, special events coordination and community outreach. He is also heavily involved with Carolina's Old Leaguers and played a key role with the Boshamer Stadium renovation project.

Arendas, who graduated from UNC in 1990 with a Bachelor of Science degree in economics, was a four-year letterwinner from 1987-90. He helped lead the Tar Heels to the 1989 College World Series and the 1990 ACC title. Arendas was a second-team All-ACC choice in 1990 and ranks among the top 10 on Carolina's career lists for at-bats, runs, stolen bases and walks.

Arendas married the former Nicole Holbrook in 1991, and the couple has three children - a son, D.C., who plays baseball at South Carolina, and two daughters, Walker and Carley. The family resides in Greensboro.



## Joan Holt

**Administrative Assistant**  
**15th Season At Carolina**  
**North Carolina, 1979**

Joan Holt is in her 15th year as the administrative assistant for the North Carolina baseball program.

A graduate of Carolina, Holt has worked for the University in many capacities since 1980. Prior to working with the baseball program, she worked under Senior Associate Director of Athletics Dr. Beth Miller from 1985-2000.

After spending much of her childhood in New Jersey, Holt moved to Charlotte and graduated from East Mecklenburg High School. She graduated from Carolina in 1979 with a Bachelor of Arts in elementary education.

Joan has two children, Katie and Wally. Katie is a recent graduate of UNC and Walter is a sophomore at East Carolina.

Holt's hobbies include reading and spending time at Sunset Beach with her father and seven siblings.



## Greg Gatz

**Director of Strength & Conditioning**  
**17th Season At Carolina**  
**Ithaca College, 1983**

Greg Gatz is in his 17th year as Director of Strength and Conditioning for Olympic Sports. While overseeing the facility management and organization of 21 varsity athletic teams, Gatz is directly in charge of program design and installation for several specific teams including baseball, men's and women's soccer, volleyball, and track (sprinters/ hurdlers).

Gatz has worked with several national champion teams at Carolina including: women's soccer (1999, 2000, 2003, 2006, 2008, 2009, 2012), men's soccer (2001 and 2011), a volleyball team that finished with its highest national ranking ever (No. 7) in 2014 as well as the baseball team's six recent appearances in the College World Series (2006, 2007, 2008, 2009, 2011, 2013).

Prior to the University of North Carolina, Gatz spent 11 years as a high school physical education teacher and coach in the Orlando, Fla., area. A 1983 graduate of Ithaca (N.Y.) College, Gatz competed in football and track while receiving a degree in physical education. He is a Certified Strength and Conditioning Specialist through the National Strength and Conditioning Association.

A 1983 graduate of Ithaca (N.Y.) College, Gatz competed in football and track while receiving a degree in physical education. He was elected track team captain his senior year.

Gatz began his coaching career at St. Cloud (Fla.) High School, coaching and teaching numerous sports including football, track, weight lifting, wrestling and tennis. Gatz also spent time at Dr. Phillips and Cypress Creek high schools in Orlando before coming to Carolina in 1996.

Gatz and his wife, Dana, have a daughter, Jessica.





## Terri Jo Rucinski

**Head Athletic Trainer**  
**10th Season At Carolina**

Terri Jo Rucinski is the staff athletic trainer for the baseball team. In addition to her athletic training duties, Rucinski also serves as the supervisor of the Fetzer Athletic Training Room and is a staff physical therapist at the James A. Taylor Campus Health Service.

Rucinski also assists the education program as a lecturer for both the undergraduate and graduate athletic training programs, with emphasis on the prevention and rehabilitation of shoulder injuries. She has been involved with the Board of Certification for Athletic Trainers for the past 18 years and has served on several examination development committees.

Rucinski received her B.S. in physical education teaching and athletic training from the University of Wisconsin - La Crosse in 1987. She went on to receive her M.A. in exercise and sport science with specialization in athletic training from UNC in 1989. Rucinski worked in Milwaukee, Wisc., at Froedtert Sports Medicine until she returned to the University of Wisconsin-La Crosse, in 1994, to pursue her physical therapy degree.

She received her B.S. in physical therapy in 1996. She is also a Strength and Conditioning Specialist, receiving her certification in 1998. Prior to Rucinski's return to UNC, she worked in Madison Wisconsin, at the UW-Health Sports Medicine Physical Therapy Clinic and was also the head athletic trainer at Madison Area Technical College.



## Brett Pexa

**Graduate Assistant Athletic Trainer**  
**Second Season At Carolina**




## Ariel Zaleski

**Graduate Assistant Athletic Trainer**  
**First Season At Carolina**

### Additional Support Staff:

Joe Bray, GoHeels.com; Mike Copeland, Public Address Announcer; Seth Hibbett, Groundskeeper; Nelson Hurst, New Media; Ivie Newton, Bus Driver; Scott Palanjian, Marketing; Michael Patten, Groundskeeper; Logan Smith, Student Manager




## Tyler Puryear

**Equipment/Clubhouse Manager**  
**Second Season At Carolina**


Tyler Puryear is in his second year as North Carolina's equipment/clubhouse manager after serving as a student manager during his undergraduate years at UNC. He is responsible for ordering, distributing and maintaining the Tar Heels' uniforms and equipment both at Boshamer Stadium and on the road. He also supervises Carolina's staff of student managers and assists the coaching staff and director of operations with all phases of the program.

A native of Fayetteville, N.C., Puryear graduated from Carolina in 2013 with a degree in exercise and sport science with a focus on sport administration.


The son of Billy and Selina Puryear, Tyler lives in Durham.



**Kegan Lowe**  
**Head Student Manager**



**Troy Schmidt**  
**Student Manager**



**Randy McNeill**  
**Bullpen Catcher/Manager**



**John Stott**  
**Bullpen Catcher/Manager**



**Casey Carrick**  
**Associate Sports Turf Manager**



**A.J. Congelli**  
**Groundskeeper**



**Sammy Jermene**  
**Groundskeeper**



**Jon Wilson**  
**Groundskeeper**



# Carol Folt

**Chancellor**  
**Second Year At Carolina**

Carol L. Folt took office as Carolina's 11th chancellor and first woman leader on July 1, 2013.

An internationally recognized environmental scientist and award-winning teacher, Folt served as interim president of Dartmouth College during 2012-2013. She also was Dartmouth Professor of Biological Sciences at the prestigious Ivy League institution.

At Carolina, Folt's initial focus is on what students take away from their experience. "We're going to make sure that our students don't simply learn what we know, but they learn how to create what will be," she says. "We want Carolina graduates to be the leaders in creating new industries for the future."

An Akron, Ohio, native, Folt is a proud product of public higher education. Her parents were the first in their families to attend college.

She worked her way through the University of California at Santa Barbara as a waitress, earning a bachelor's degree in aquatic biology in 1976 and a master's degree in biology two years later. She received her doctorate in ecology in 1982 from the University of California at Davis and did postdoctoral work at the W.K. Kellogg Biological Station of Michigan State University.

After joining the Dartmouth faculty in 1983, Folt rose steadily through the academic and administrative ranks. She was named associate director of Dartmouth's Toxic Metals Research Program in 1998, and two years later became associate director of the Center for Environmental Health Sciences. In 2001, she was appointed dean of graduate studies and associate dean of the faculty for interdisciplinary programs. She was promoted to dean of the faculty in 2004, tapped as acting provost in 2009, and named provost in 2010.

As interim president, Folt helped identify opportunities for greater collaboration across schools to enhance academic quality and competitiveness, oversaw growth in global partnerships, and augmented support for faculty, student and community entrepreneurship and technological innovation. She spearheaded a year-long focus on the arts, co-education and the future of higher education. As provost, she led the first strategic planning process, engaging hundreds of faculty, staff and students. Following the economic downturn, she co-led efforts to resolve a \$100-million budget gap.

Folt is married to David Peart, a fellow professor of biological sciences at Dartmouth. They have two adult children, Noah and Tessa.



# Bubba Cunningham

**Director of Athletics**  
**Fourth Year At Carolina**

Lawrence R. (Bubba) Cunningham is in his fourth year as the director of athletics at the University of North Carolina. Cunningham officially began his duties at UNC on November 14, 2011.

Cunningham is the seventh director of athletics in Carolina history, following Robert A. Fetzer (1923-52), Chuck Erickson (1953-67), Homer Rice (1969-75), Bill Cobey (1976-80), John Swofford (1980-97) and Dick Baddour (1998-2012).


One of Cunningham's first accomplishments at UNC was the development of a strategic plan for Carolina athletics. A planning committee worked with Dr. Paul Friga, associate professor of strategy and entrepreneurship at Carolina's Kenan-Flagler School of Business throughout the process and created the mission statement - "We Educate and Inspire Through Athletics." The plan also identified four core values for Carolina Athletics- Responsibility, Innovation, Service and Excellence.

"Our number one priority is for athletics to be part of the educational experience of all students at the University, those who compete in our 28 varsity sports as well as those who do not," says Cunningham. "Athletics provides academic and competitive opportunities for more than 700 students, and is part of a unifying spirit for thousands of other students, faculty, staff and alumni."

On the field, Carolina has achieved outstanding success under Cunningham's leadership. Carolina finished 14th in the Learfield Director's Cup in 2013-14 with seven teams posting top-10 national finishes. A total of 22 Tar Heel teams advanced to postseason play, led by a second place finish by women's tennis and a final four appearance by field hockey. Carolina also had top-10 national finishes in women's lacrosse (fifth), men's tennis (fifth), women's basketball (fifth), women's soccer (fifth) and men's lacrosse (ninth).

Carolina student-athletes excelled in the classroom as well. During the 2013-14 academic calendar, more than 300 student-athletes made the ACC Academic Honor Roll, which requires a cumulative GPA of at least 3.0 for the year. It was the second-consecutive season Carolina had produced more than 300 honorees. In the fall of 2012, 120 student-athletes made the Dean's List, and 129 did so in the spring of 2013.

Born in Flint, Mich., and raised in Naples, Fla., Cunningham and his wife, Tina, have four children: Matthew, Michael, John and Sarah.



**Michael Beale**  
Marketing Director



**Susan Maloy**  
Academic Coordinator



**Dr. Mario Ciocca**  
Director of Sports Medicine



**Dr. Alex Creighton**  
Orthopaedic Surgeon



**Larry Gallo**  
Executive Associate A.D.



**Kevin Robinson**  
Director of Facilities

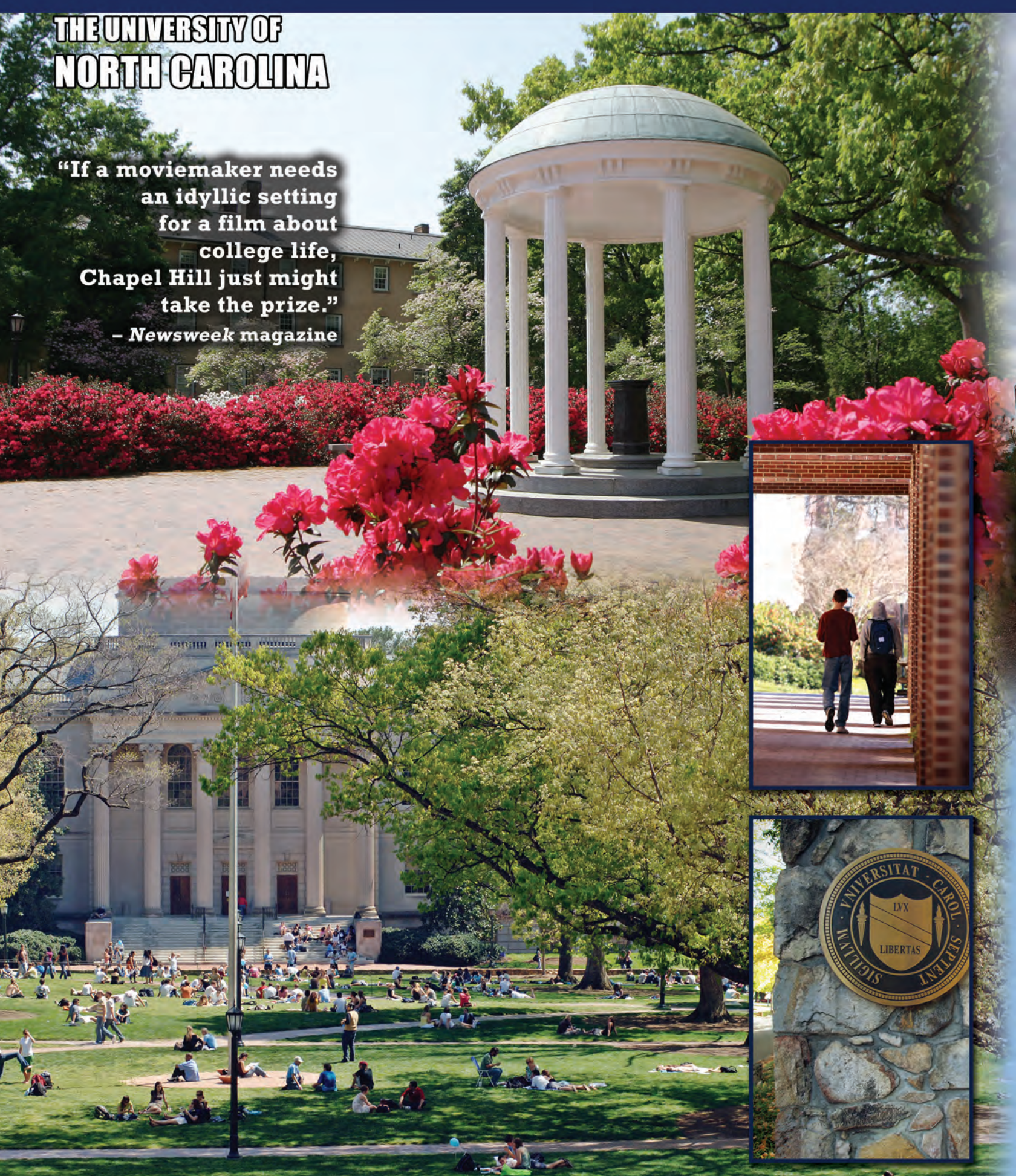
## UNC Athletics Administration

Chancellor .....	Carol Folt
Faculty Representative .....	Lissa Broome
Director of Athletics .....	Bubba Cunningham
Executive Assoc. AD .....	Larry Gallo
Sr. Assoc. AD/SWA .....	Beth Miller
Sr. Assoc. AD/Business & Finance .....	Martina Ballen
Sr. Assoc. AD/Operations .....	Clint Gwaltney
Sr. Assoc. AD/Compliance .....	Vince Ille
Sr. Assoc. AD/Communications .....	Steve Kirschner
Sr. Assoc. AD/Marketing .....	Rick Steinbacher
Assoc. AD/Compliance .....	Marielle vanGelder
Assoc. AD/Football .....	Corey Holliday
Assoc. AD/Risk Management .....	Paul Pogge
Asst. AD/Marketing and Promotions .....	Michael Beale
Asst. AD/Communications .....	Kevin Best
Asst. AD/Facility Planning & Management .....	Mike Bunting
Asst. AD/New Media .....	Ken Cleary
Asst. AD/Olympic Sports & Football Operations .....	Ellen Culler
Asst. AD/Student-Athlete Development .....	Cricket Lane
Asst. AD/Business & Finance .....	Mike Perkins
Asst. AD/Ticket Operations .....	Tim Sabo
Exec. Director Rams Club .....	John Montgomery
Director of Sports Medicine .....	Dr. Mario Ciocca
Director of Academic Support/Student-Athletes .....	Dr. Michelle Brown




# THE UNIVERSITY OF NORTH CAROLINA

**“If a moviemaker needs  
an idyllic setting  
for a film about  
college life,  
Chapel Hill just might  
take the prize.”  
– Newsweek magazine**





# FIRST and FINEST



**“I like to believe I am an example of what the UNC system is all about – taking small-town kids and giving them worldly exposure so that they can contribute in their communities and wherever opportunities lead them.”**

**– John Skipper**  
*President of ESPN, UNC Graduate*



- Carolina’s vibrant people and programs attest to the University’s long-standing place among leaders in higher education since it was chartered in 1789 and opened its doors for students in 1795 as the nation’s first public university. Situated in the beautiful college town of Chapel Hill, N.C., UNC has earned a reputation as one of the best universities in the world. Carolina prides itself on a strong, diverse student body, academic opportunities not found anywhere else, and a value unmatched by any public university in the nation.

- UNC’s educational offerings include 78 bachelor’s, 112 master’s, 68 doctorate and seven professional degree programs through 14 schools and the College of Arts and Sciences.

***For much more on the University of North Carolina and all it has to offer, go to [unc.edu](http://unc.edu).***





# CHAPEL HILL

## Home for a Lifetime

Often referred to as "The Southern Part of Heaven," Chapel Hill has been called the perfect college town by several publications, including *Sports Illustrated*.

- Chapel Hill has been ranked the Most Livable Small City (less than 100,000) in America.
- Chapel Hill has a population of approximately 60,000 and neighboring Carrboro adds another 20,000 people.
- The Chapel Hill/Carrboro area offers a wealth of dining, shopping and entertainment options, with many more located nearby in Hillsborough, Durham and Raleigh.
- Chapel Hill's location is ideal, within an easy drive of North Carolina's beautiful beaches and mountains.



Photos courtesy of Chapel Hill and Orange County Visitors Bureau • [visitchapelhill.org](http://visitchapelhill.org)



Running along the north edge of campus, Franklin Street is the heart of Chapel Hill. It provides a mix of restaurants, shops and nightlife, and also serves as the town's meeting place. UNC fans rush Franklin Street to celebrate Tar Heel titles, and each year Halloween festivities draw thousands of revelers.






UNC has won 22 women's soccer national championships, most recently in 2012.

# ATHLETIC HERITAGE

## Representing UNC with Class



UNC Athletics celebrates success at the annual Rammy Awards



The Tar Heel women's tennis team advanced to the 2014 NCAA title match, finishing as the national runner-up. Freshman Jamie Loeb (far right and inset) was honored as the ITA National Player of Year.

- UNC has won more national championships and more conference championships than any other school in the Atlantic Coast Conference.

- UNC has finished among the top 10 in the Directors' Cup standings 11 times in the past 13 years and 17 times in the 21-year history of the competition. Carolina has ranked in the top 20 in all 21 years of the competition and won the inaugural trophy in 1994.

- Some of the best-known names in sports – such as Michael Jordan and Mia Hamm – wore Carolina blue.





# ACADEMIC EXCELLENCE



## Advancing to graduation, Building Character, Developing leadership

- The Academic Support Program for Student-Athletes assists Tar Heel student-athletes in exploring their interests and abilities, enjoying a broad educational experience, and reaching or exceeding their academic goals.
- The Academic Support Program is housed in the Loudermilk Center for Excellence, a 150,000-square-foot facility that serves all of Carolina's nearly 800 student-athletes across 28 varsity sports. The Loudermilk Center's largest feature is the John W. Pope Student-Athlete Academic Support Center. This facility provides classrooms for teaching and tutoring, study lounges, office space and a computer lab. It also houses the *Richard A. Baddour* Carolina Leadership Academy, which offers leadership training for Carolina student-athletes, coaches and staff.
- The Academic Support Program helps freshmen transition from high school to college through a variety of academic programs such as academic counseling, individual tutoring, group review sessions and supplemental instruction.
- During the 2013-14 academic year, a record 347 Carolina student-athletes earned spots on the ACC Academic Honor Roll, a recognition that requires a cumulative GPA of at least 3.0 for the year. A total of 161 Tar Heel student-athletes were named to the Dean's List in the fall of 2013, and 168 were recognized in the spring.


### 2014 ACC All-Academic Team Members



Benton Moss performed "Carolina On My Mind" for his fellow student-athletes at the 2014 Rammy Awards.



Benton Moss



Tyler Ramirez



Trent Thornton



# RICHARD A. BADDOUR CAROLINA LEADERSHIP ACADEMY

TAR HEEL  
LEADERS OF DISTINCTION

## Developing World-Class Leaders For A Lifetime Of Service And Success

UNC student-athletes have the opportunity to participate in the *Richard A. Baddour* Carolina Leadership Academy, now in its 11th year of ground-breaking leadership training.

As the nation's premier leadership development program in collegiate athletics, the Leadership Academy develops, challenges and supports student-athletes, coaches and staff in their continual quest to become world-class leaders in athletics, academics and life.

The Leadership Academy provides comprehensive and cutting-edge leadership development programming through interactive workshops, 360-degree feedback, one-on-one coaching, peer mentoring and educational resources.

The *Richard A. Baddour* Carolina Leadership Academy offers five programs for student-athletes:

### Carolina CREED Program

Leadership training begins in the first year at UNC. All leadership begins with personal leadership, therefore first-year student-athletes are taught skills to effectively lead themselves. Training consists of monthly meetings featuring keynote speakers and small group discussion.

### CREED Mentors Program

Upperclass student-athletes are selected to serve as CREED mentors, directing discussions and helping to build community. Special focus is on responsibility, accountability, making good choices, ethics and character building.

### Rising Stars Program

Designed for a select group of "high potential" sophomores and juniors, the program provides future leaders with insights, strategies and skills necessary to become effective leaders. The program includes monthly meetings, interactive exercises and action learning experiences.

### Leadership Lab Program

This level of involvement is slotted between Rising Star and possible Veteran Leader participation. It is an opportunity for continued leadership reflection, mentorship, and application. Leadership reflection entails authentically sourced curriculum for leadership workshops. Leadership mentorship is offered by coaches, department staff members, and current team leadership. Leadership application involves a leadership project.

### Veteran Leaders Program

This program is designed for team captains and veteran student-athletes. It provides advanced leadership training and support, teaches the critical skills and insights necessary to be effective vocal leaders and provides a strong peer network. Student-athletes meet regularly to learn and reinforce leadership principles as well as share successes, frustrations and lessons.



Four men's soccer players have earned the Tar Heel Leader of Distinction Award, the Leadership Academy's highest honor. They are Michael Callahan, Jordan Gafa (two-time recipient), Scott Goodwin and Kirk Urso.

## THE CAROLINA CREED

*As a University of North Carolina student-athlete I pledge to make every effort to abide by the Carolina CREED as a show of my commitment to the University, the Department of Athletics, my team, and myself.*

**C** I will know and embrace the tradition and culture of this great university and its athletics department

**R** I will respect myself and others

**E** I will pursue excellence in my academic work by striving to reach my academic potential while preparing for a career of significance

**E** I will excel athletically by committing myself to performance excellence, team success, and continual improvement

**D** I will develop the capacity to effectively lead myself and others



### Baseball in the *Richard A. Baddour* Carolina Leadership Academy • 2014-15

Leadership Liaison: Bryant Gaines  
Veteran Leaders: Korey Dunbar, Trent Thornton, Reilly Hovis  
CREED Mentors: Tyler Ramirez, Zach Rice  
Rising Stars: A.J. Bogucki, Adam Pate, Adrian Chacon, Joe Dudek, Spencer Trayner, Tyler Ramirez, Zach Rice, Zac Gallen



# BOSHAMER STADIUM

With the 2009 opening of the state-of-the-art Boshamer Stadium, the University of North Carolina baseball program can now call one of the finest facilities in all of collegiate baseball home.

The completely new facility, built within the same footprint as the old Boshamer Stadium, brings incredible upgrades to the program, and the changes allow Tar Heel student-athletes to compete at the highest level in an atmosphere unlike any other venue in collegiate baseball.

Located on Ridge Road in the heart of the Carolina campus, the site of Boshamer Stadium has been the home of the Diamond Heels since the late 1960s when Emerson Field was razed due to University expansion. Ground was broken on the new stadium in October 2007 and the team moved into its brand-new home in February 2009.

The original Boshamer was opened in 1972 and hosted five Atlantic Coast Conference Tournaments, as well as NCAA regionals in 1983, 2006 and 2007. The Tar Heels closed "The Bosh" in style with a Super Regional victory over South Carolina in 2007 to advance to the program's sixth College World Series.

Boshamer Stadium was a gift from 1917 Carolina graduate and textile industrialist Cary C. Boshamer of Gastonia, N.C.

The stadium has a listed capacity of 4,100 with room for overflow crowds of more than 5,000. There is chairback seating throughout the facility, and fans can enjoy clean sightlines throughout the facility, a wider concourse and vastly improved restroom, concession and merchandise facilities.

The concourse level also features a Hall of Honor space on the third base line that offers stunning views of the action. Additionally, 10 picnic tables will be scattered throughout the facility, and a small grass area, reminiscent of the grassy bank at the old stadium, is located on the first base line.

A new stadium entrance, featuring Steinbrenner Family Courtyard, creates a scenic gateway to the ballpark.

Both dugouts are 75 feet long and completed with padded benches and cubbies for each player. The dugouts feature poured rubber floors with camera wells on each end.

The stadium also features a new lighting system that exceeds AAA minor league standards and is on par with the finest professional stadiums.

The dimensions of the playing field are 335 feet down the left field line, 370 to left center, 400 to center field, 355 to right center and 340 down the right field line.

The 2013 season saw the addition of a state-of-the-art video board thanks to a generous donation from letterman Vaughn Bryson and other Carolina baseball supporters.





# THE HOME OF THE TAR HEELS

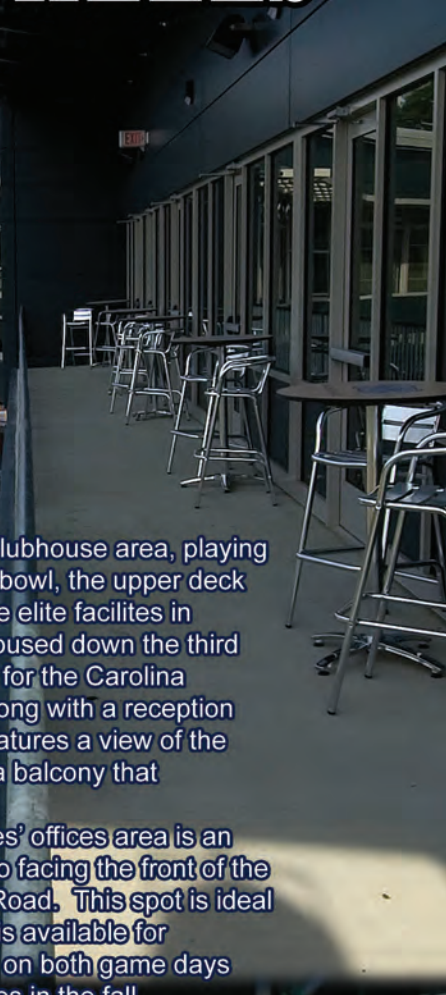
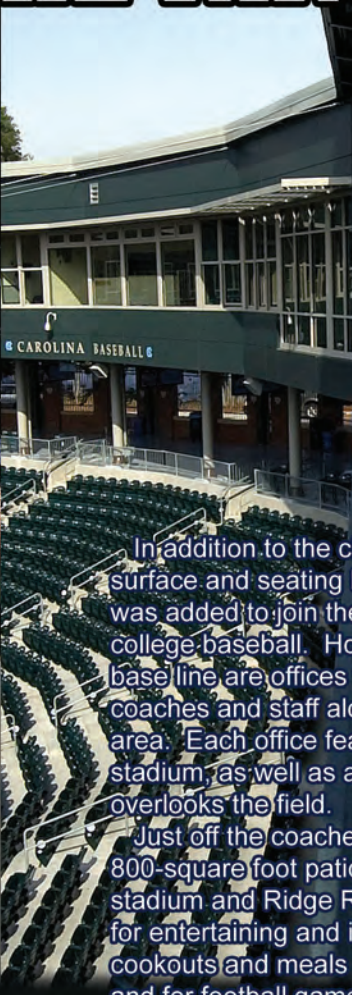
**ATLANTIC COAST CONFERENCE PITCHER OF THE YEAR**

- 2006 – Andrew Miller
- 2008 – Alex White

Andrew Miller  
Alex White

**ATLANTIC COAST CONFERENCE PLAYER OF THE YEAR**

- 1970 – Eddie Hill
- 1974 – Gary Means
- 1977 – Jim Alkison
- 1981 – Scott Bradley
- 1988 – Brian Roberts
- 2002 – Dustin Ashby



In addition to the clubhouse area, playing surface and seating bowl, the upper deck was added to join the elite facilities in college baseball. Housed down the third base line are offices for the Carolina coaches and staff along with a reception area. Each office features a view of the stadium, as well as a balcony that overlooks the field.

Just off the coaches' offices area is an 800-square foot patio facing the front of the stadium and Ridge Road. This spot is ideal for entertaining and is available for cookouts and meals on both game days and for football games in the fall.

**ATLANTIC COAST CONFERENCE FRESHMAN OF THE YEAR**

- 1977 – Brian Roberts
- 2000 – Adam Greenberg
- 2004 – Daniel Bard
- 2007 – Dustin Ashby
- 2011 – Colin Moran

**COACH WALTER RABB WAY**

**EXIT**

No. 3 overall pick of the 2008 Major League Baseball Draft by the Seattle Mariners

Carolina Center for the Athletics

QMAHC WHERE THE TAR HEELS PLAY





# BOSHAMER STADIUM

CAROLINA


Connected to the clubhouse is a covered indoor/outdoor hitting and pitching practice facility. This 6,200 square foot climate-controlled, AstroTurf area has space for three batting cages, one pitching machine, a soft toss and batting tee station, and a pitching area with three dirt pitching mounds. The building can also be used for pitcher's fielding practice.


The indoor facility is well lit with skylights and has three garage doors - that can open automatically - on one side of the facility for fresh air and sunlight. It sits just 20 yards from the locker room and is accessible via a hallway for players on rainy days without going outside.

CONFIDENCE

COMMITMENT

PLAY HARD  
PLAY SMART  
PLAY TOGETHER

CAROLINA  BASEBALL



NCAA APPEARANCES

Year	1946	1949	1954	1956	1957	1958	1962	1983
Appearances	1989	1992	1993	1995	1996	1997	1998	2009

COLLEGE WORLD SERIES

Year	1956	1958	1959	1963	1964	1965	1966	1968	1969
Appearances	1971								

ACC CHAMPION

Year	1956	1958	1959	1963	1964	1965	1966	1968	1969
Appearances									





# THE HOME OF THE TAR HEELS


## COLLEGE WORLD SERIES

Bryson Field at Boshamer Stadium includes a new infield playing surface, new grass, new irrigation and drainage systems, padded outfield walls and a new batters' eye. The drainage system is state-of-the-art and is capable of handling upwards of 15 inches of rain per hour.

New AstroTurf bullpens, located off the field, were also installed, as was a 10-foot rubberized warning track around the outside of the playing field. A brick wall behind home plate and down each line adds to the classic look of the bullpen.



THE BOSHOPIT





# BOSHAMER STADIUM



**Locker Room**

Boshamer houses a 2,450 square foot clubhouse complete with a sparkling locker room, dressing area, equipment room, meeting rooms, a study hall area and a player's lounge that features two 52-inch flat screen TVs throughout the facility.


Players also have access to a video room with the most complete individual computer analysis software. In the video room, the Tar Heels can view footage from every practice, scrimmage, at-bat and pitch. The stadium features three permanently mounted cameras that record all the action from a different angle. Additionally, there is wireless access throughout the clubhouse.



**Player's Lounge**



# THE HOME OF THE TAR HEELS



**Weight Room**

Carolina baseball student-athletes have access to a 2,850-square foot weight room with an adjacent athletic training room that includes a hydro-therapy center with hot and cold plunge pools, as well as an office for the baseball athletic training staff.



**Athletic Training Room**







The Carolina Baseball Hall of Honor shows a variety of Carolina baseball artifacts from their rich history of 10 College World Series appearances. Different displays showcase the Old Leaguers, Carolina's first-team All-America selections, College World Series trophies, NCAA postseason play, Atlantic Coast Conference Championships and 10 ACC Players or Pitchers of the Year. Other highlights include a Major League Baseball draft board, bat and ball displays, CWS rings and Carolina Baseball tribute videos. The Carolina Baseball Hall of Honor is open before and during each home game.





# HALL OF HONOR



**OMAHA...**  
WHERE THE TAR HEELS PLAY



## ATLANTIC COAST CONFERENCE



## FIRST TEAM ALL-AMERICA





# WINNING TRADITION



*The 1984 ACC Champs*

**2,674**

• Since playing their first game in 1867, the Tar Heels have compiled 2,674 victories.

**63**

• UNC has produced 63 major leaguers, including B.J. Surhoff, Walt Weiss, "Moonlight" Graham, Scott Bankhead, Scott Bradley, Andrew Miller and, most recently, Mike Morin

**54**

• UNC has had 54 All-America selections since 1948, including Dustin Ackley, Tim Fedroff, Kyle Seager and Alex White in 2008. The four All-America selections in one season were a school record.

**29 & 13**

• North Carolina has made 29 NCAA tournament appearances, including a school-record 13 straight.

**19**

• Nineteen Tar Heels have been drafted in the first round of the Major League Baseball Draft since 1966, including No. 1 picks Dave Lemonds (1968) and B.J. Surhoff (1985). Paul Shuey (1992) and Dustin Ackley (2009) were chosen second overall. Carolina has produced 35 draft picks in the last seven years.

**20**

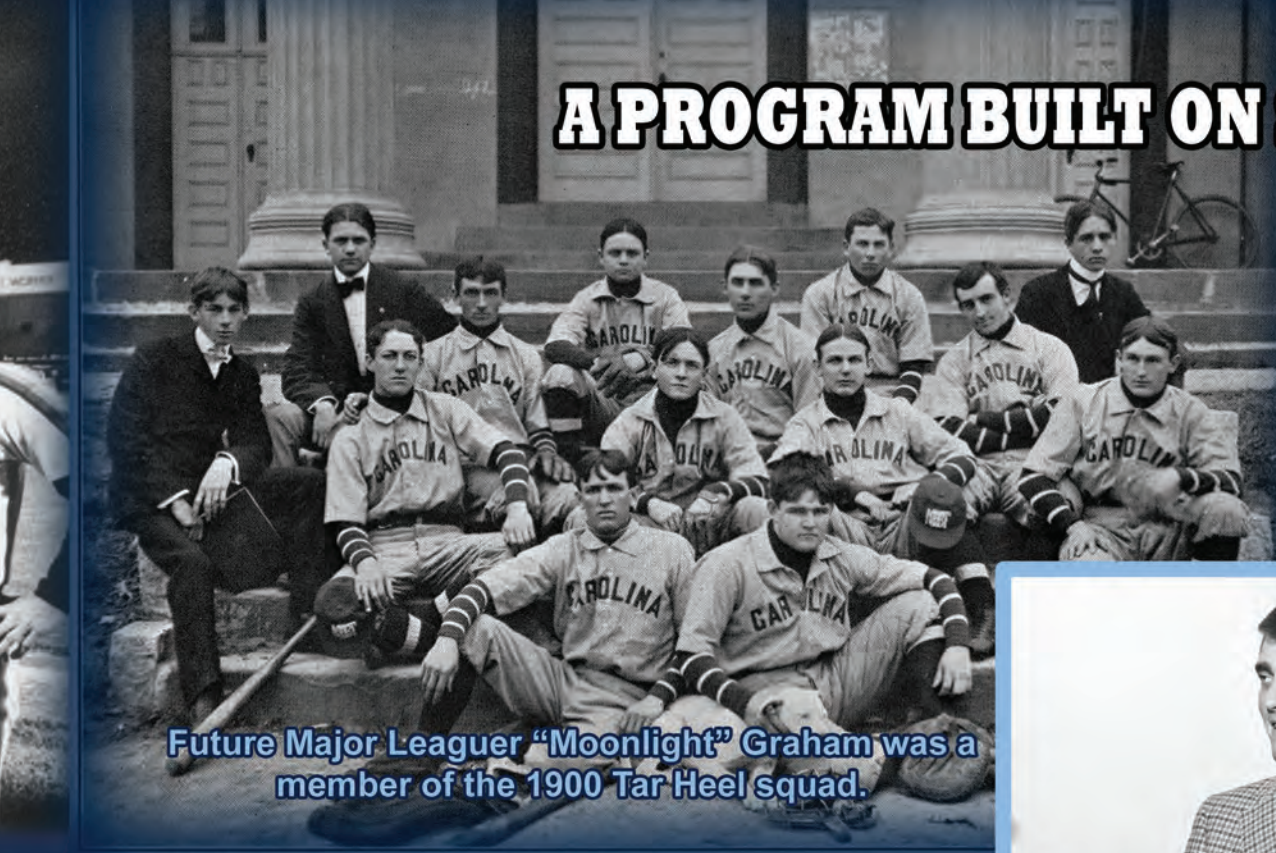
• The Tar Heels have produced 20 freshman All-Americans since 2000, including national rookies of the year Dustin Ackley in 2007 and third baseman Colin Moran in 2011.




**Legendary Tar Heel coach Walter Rabb**



# A PROGRAM BUILT ON SUCCESS



Future Major Leaguer "Moonlight" Graham was a member of the 1900 Tar Heel squad.



Dave Lemonds, the 1968 National Player of the Year and No. 1 pick in that year's MLB Draft.



The 1960 CWS Team

10

- UNC has made nine trips to the College World Series - 1960, 1966, 1978, 1989, 2006, 2007, 2008, 2009, 2011 and 2013 - to rank fourth in ACC history.
- The Tar Heels' four consecutive CWS appearances are an ACC record.

6

- The Tar Heels have won six ACC Tournament titles - 1982, 1983, 1984, 1990, 2007 and 2013.
- UNC has hosted eight NCAA Regionals - 1983, 2006, 2007, 2008, 2009, 2011, 2012 and 2013 - and five Supers - 2007, 2008, 2009, 2011 and 2013.

4

- Four Tar Heels - Dave Lemonds in 1968, B.J. Surhoff in 1985, Andrew Miller in 2006 and Dustin Ackley in 2009 - have been named national player of the year.



# OMAHA

- North Carolina set an ACC record with four straight trips to the College World Series.
- The Tar Heels have appeared in 10 College World Series, one of only 15 teams in the country to do so.
- With a pair of CWS final series appearances, the Tar Heels join Texas, Oregon State and South Carolina as the only teams to play for the national title twice since the NCAA went to its current format in 2003. Texas and South Carolina have played in the final three times.
- Dustin Ackley and Garrett Gore each etched their names in the CWS record books. Ackley established a record with 28 career base hits, while Gore set the career CWS games played mark with 21.
- Chad Flack, who started all 18 CWS games from 2007-09, set an Omaha record with 73 career at-bats and finished his career with 22 hits in CWS play, which ranks fourth all-time.





# WHERE THE TAR HEELS PLAY





# OMAHA EXPERIENCE

- Playing on the biggest stage in college baseball, the Tar Heels have been nationally televised by ESPN networks more than 25 times from Omaha.
- To help ESPN prepare for their broadcasts, players and members of the Tar Heel staff have had the chance to meet with former major league greats Orel Hershiser, Barry Larkin, Robin Ventura, Eric Karros and Harold Reynolds.
- Carolina played in front of more than 20,000 spectators at Rosenblatt Stadium 16 times and the 30,422 fans that took in UNC's 7-3 win over LSU in 2008 is the largest crowd in UNC baseball history.
- The Tar Heels opened the newest addition to Omaha in 2011 when they played the first game in TD Ameritrade Park, the new home of the CWS.





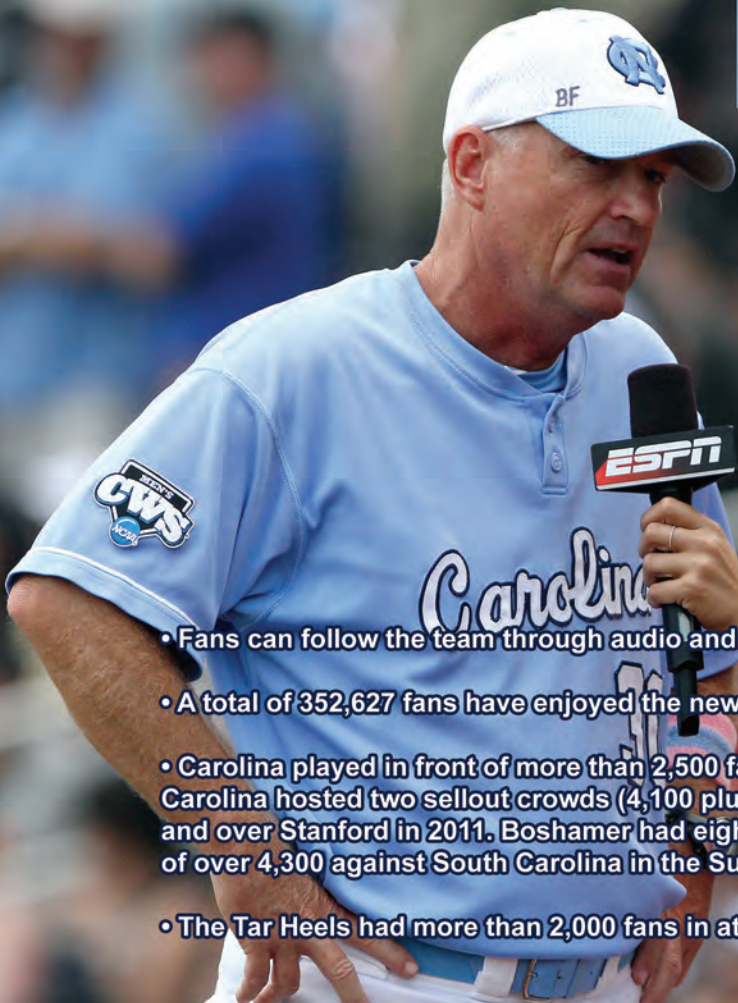
# MEDIA EXPOSURE



- Carolina has played over 50 games on television over the last seven seasons, including 27 nationally-televised games in Omaha.

- UNC baseball has been featured in print or online by outlets such as Sports Illustrated, ESPN.com, Yahoo! Sports, USA Today and MLB.com

**SPORTSCENTER**  
COLLEGE WORLD SERIES



- Fans can follow the team through audio and video broadcasts of most home games on GoHeels.com.

- A total of 352,627 fans have enjoyed the new state-of-the-art Boshamer Stadium since reopening in 2009.

- Carolina played in front of more than 2,500 fans in each of its postseason games in Chapel Hill since 2009. Carolina hosted two sellout crowds (4,100 plus) en route to its Super Regional win over East Carolina in 2009 and over Stanford in 2011. Boshamer had eight sellout crowds in 2013, including standing room only crowds of over 4,300 against South Carolina in the Super Regional.

- The Tar Heels had more than 2,000 fans in attendance at the Bosh 19 times in 2013.



# THE NEXT LEVEL



**CHRIS IANNETTA**  
C • Los Angeles Angels of Anaheim  
4th round pick (2004)  
2002-04 at Carolina



**TIM FEDEROWICZ**  
C • San Diego Padres  
7th round pick (2008)  
2006-08 at Carolina



**DUSTIN ACKLEY**  
2B • Seattle Mariners  
2nd overall pick (2009)  
2007-09 at Carolina



**KYLE SEAGER**  
3B • Seattle Mariners  
3rd round pick (2009)  
2007-09 at Carolina



**ALEX WHITE**  
RHP • Houston Astros  
15th overall pick (2009)  
2007-09 at Carolina



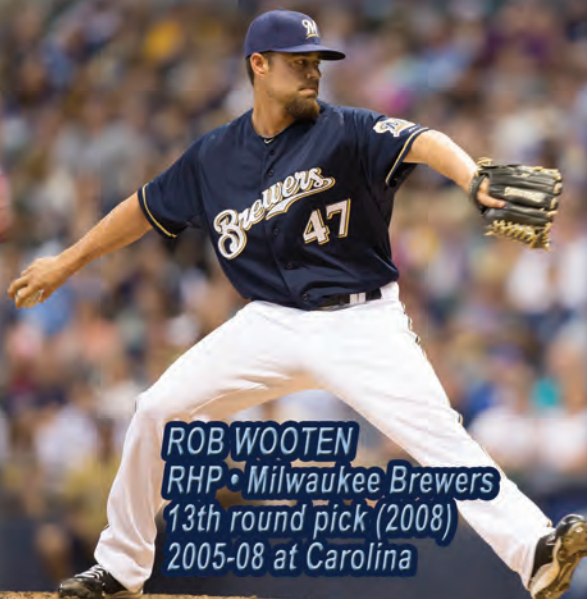
**MATT HARVEY**  
RHP • New York Mets  
7th overall pick (2010)  
2008-10 at Carolina



**MIKE MORIN**  
RHP • Los Angeles Angels of Anaheim  
13th round pick (2012)  
2010-12 at Carolina



**ANDREW MILLER**  
LHP • New York Yankees  
6th overall pick (2006)  
2004-06 at Carolina



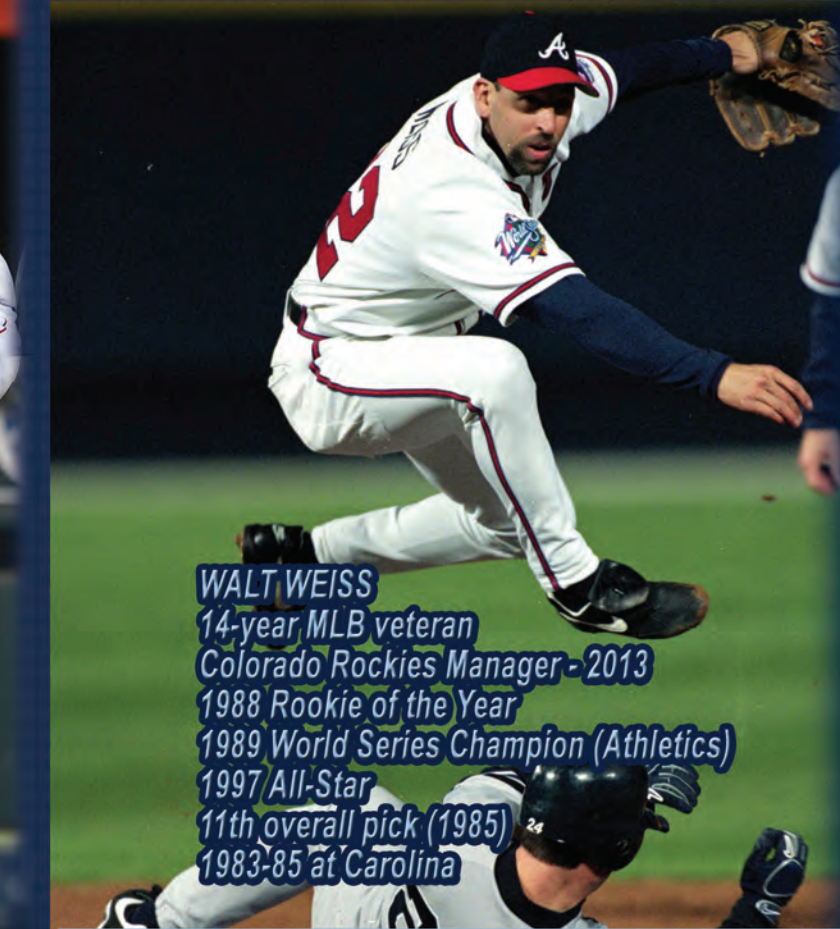
**ROB WOOTEN**  
RHP • Milwaukee Brewers  
13th round pick (2008)  
2005-08 at Carolina



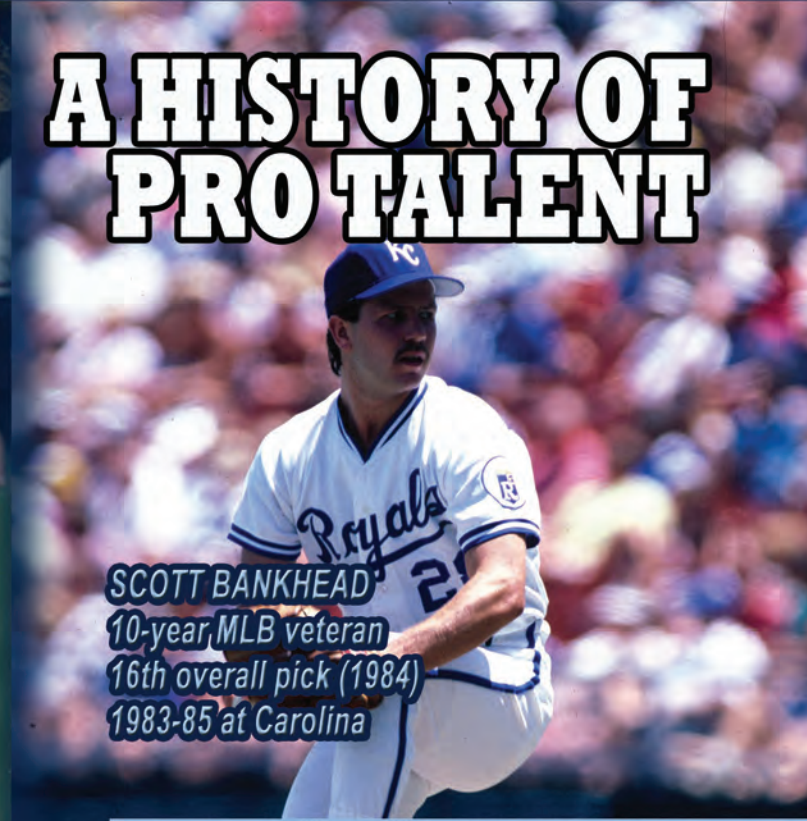
**ADAM WARREN**  
RHP • New York Yankees  
4th round pick (2009)  
2006-09 at Carolina



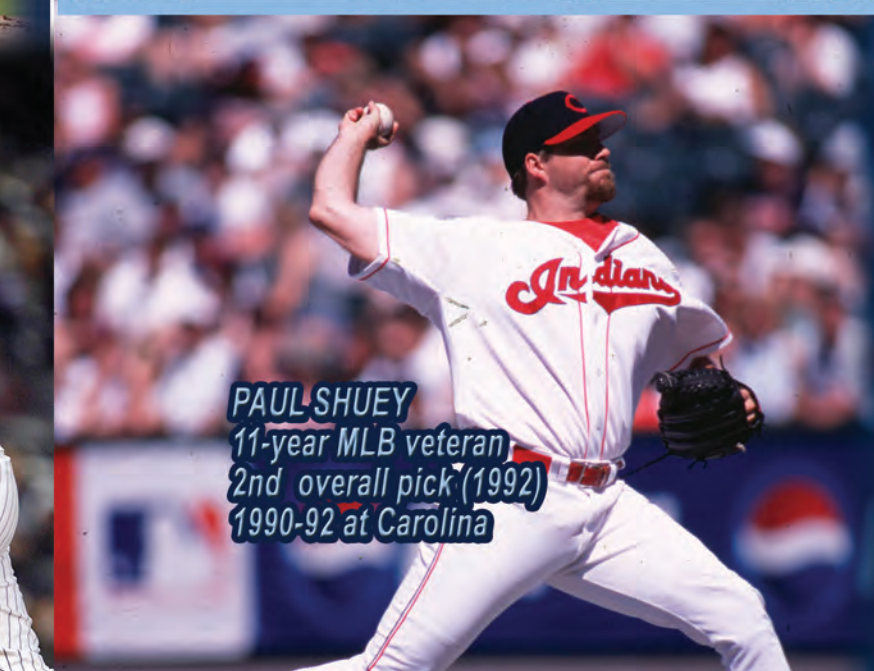

# A HISTORY OF PRO TALENT




**WALT WEISS**  
14-year MLB veteran  
Colorado Rockies Manager - 2013  
1988 Rookie of the Year  
1989 World Series Champion (Athletics)  
1997 All-Star  
11th overall pick (1985)  
1983-85 at Carolina



**SCOTT BANKHEAD**  
10-year MLB veteran  
16th overall pick (1984)  
1983-85 at Carolina




**PAUL SHUEY**  
11-year MLB veteran  
2nd overall pick (1992)  
1990-92 at Carolina



**B.J. SURHOFF**  
19-year MLB veteran  
1999 All-Star  
1st overall pick (1985)  
1983-85 at Carolina



# TAR HEELS IN THE BIGS



The Tar Heel coaching staff was on hand for Rob Wooten's MLB debut in Chicago and his first big-league win.



**SPECIAL REPORT** By David Epstein  
Do Athletics Still Have Too Much Power at Penn State?  
11-12

# Sports Illustrated

THE FORTUNE 500  
ATHLETES & MONEY

## THE Dark Knight OF GOTHAM

In an era dominated by the power pitcher, the Mets' Matt Harvey has the ferocity of stuff and will to rise above them all.  
By Tom Verducci

Matt Harvey was the talk of MLB in 2013, starting the All-Star Game for the National League and gracing the cover of Sports Illustrated.



Kyle Seager was an American League All-Star in 2014 and after the season became the first former Tar Heel to win a Gold Glove.



Mike Morin became the 63rd North Carolina player to reach Major League Baseball when he debuted for Los Angeles in April 2014.



# THE TAR HEEL FAMILY



Carolina had one of its busiest fall semesters ever in 2014, with a number of team-building trips and activities. Highlights included whitewater rafting, a high ropes course and a trip to the family farm of UNC alumnus and former MLB pitcher Paul Shuey (upper center) for fishing, shooting and fellowship.





# TAR HEELS IN THE DRAFT



Six Tar Heels were selected by MLB organizations in the 2013 First-Year Player Draft, including No. 6 overall pick Colin Moran by the Miami Marlins.



**COLIN MORAN**  
First Round Pick (No. 6)  
Miami Marlins



**KENT EMANUEL**  
Third Round Pick  
Houston Astros



**CODY STUBBS**  
Eighth Round Pick  
Kansas City Royals






**CHAZ FRANK**  
20th Round Pick  
Toronto Blue Jays



**BRIAN HOLBERTON**  
Ninth Round Pick  
Houston Astros



**CHRIS MUNNELLY**  
Free Agent Signing  
Houston Astros



**HOBBS JOHNSON**  
14th Round Pick  
Milwaukee Brewers





Junior Michael Russell was a third-team All-America shortstop in 2014.

The 2014 North Carolina Tar Heels finished 35-27 and extended a school record with their 13th consecutive NCAA tournament appearance. Here's a look at some of the highlights of the 2014 campaign:

**Postseason Success**

- UNC heard its name called during the NCAA tournament selection show for the 13th consecutive year in 2014.
- Carolina went 1-2 at the NCAA Gainesville Regional, but the one win was an upset of No. 2 national seed and regional host Florida.
- Since 2005, the Tar Heels have claimed 51 postseason victories, the most NCAA tournament wins in the country
- Carolina has posted 50 NCAA Tournament wins since 2006, two more than South Carolina's 48
- UNC is 17-21 all-time in the College World Series and advanced to the final series in 2006 and 2007.

**Most NCAA Wins Since 2006**

- 50 - North Carolina
- 48 - South Carolina
- 37 - Oregon State

**Another Successful Draft**

- North Carolina had four players selected in the 2014 MLB Draft, led by shortstop Michael Russell. Russell was a fifth-round pick of the Tampa Bay Rays.
- In addition to Russell, Benton Moss, Landon Lassiter and Luis Paula were also picked. Moss and Lassiter opted to return to Chapel Hill for the 2015 season.

**Tar Heels In The 2014 MLB Draft**

Round	Name	Team
5	Michael Russell	Tampa Bay
15	Benton Moss	San Francisco
28	Landon Lassiter	Colorado
31	Luis Paula	Pittsburgh



First-team All-ACC relief pitcher Reilly Hovis won a team-high nine games in 2014.

**Russell Has All-America Year**

- Michael Russell had his finest season as a Tar Heel in 2014, as the junior from Huntersville, North Carolina, earned third-team All-America honors and second team All-ACC accolades.
- Russell hit .339 as a junior and led Carolina in batting average, runs, hits, doubles, triples, on-base percentage and slugging.
- Russell was a semifinalist for both the Dick Howser Trophy (nation's top player) and the Brooks Wallace Award (nation's top shortstop).

**Four Tar Heels Named All-ACC**

- Four North Carolina players were named to the 2014 All-Atlantic Coast Conference teams.
- RHP Reilly Hovis was named to the first team as a relief pitcher, while SS Michael Russell and RHP Trent Thornton were second-team selections and DH Tom Zengel was named to the third team. Thornton is a second-team pick for the second straight year, while Hovis, Russell and Zengel were all first-time selections in 2014.

**Tar Heels Split Four Games In Greensboro**

- Carolina finished 2-2 in the ACC tournament with wins over NC State in the play-in round and Maryland during pool play.
- Trent Thornton made his first relief appearance of 2014 against the Wolfpack and retired the final six batters to preserve a 4-3 lead. Carolina's relief pitching was stellar in that game, as four relievers inherited a combined 10 runners and allowed none to score.
- The Tar Heels matched a season high with 13 runs in a 13-7 win over Maryland. Carolina led 7-2 before the Terps rallied to tie it, but the Tar Heels scored six times in the eighth to secure the victory. Reilly Hovis worked the final 1.2 innings to pick up his team-leading eighth win of the year.

**Hovis Shines Out Of The Pen**

- Sophomore RHP Reilly Hovis was lights-out in his second season in Chapel Hill, compiling a 9-1 record and six saves.
- A native of Gastonia, N.C., Hovis led the team in appearances with 34 and had a 2.25 ERA in 64.0 innings of work.
- Opponents hit just .194 against the sophomore righty and he led the league in strikeouts per nine innings with 81 Ks in 64.0 IP (11.39 K/9). After a rough outing in game two of the Boston College series, Hovis came through with his best outing of the year - a 12-out save in which he allowed no hits and needed just 39 pitches to complete four innings.
- Hovis was just as impressive at Virginia on April 20, as he retired all 11 batters he





DH Tom Zengel was an All-ACC selection as a senior.

faced on just 30 pitches for his third save of the year.

- Hovis recorded three saves and a win to earn ACC Pitcher of the Week honors for the week of April 21-27.
- The hard-throwing righty worked his longest outing of the year May 11 against Florida State, pitching the final 4.1 innings and striking out eight to earn the win in the series finale against the No. 4 Seminoles.
- Hovis made his first start of 2014 in the ACC Championship opener against NC State, allowing three runs in 3.1 innings of work. He then got the win against Maryland with 1.2 innings of scoreless relief.

**Jordan Named ACC Player of the Week**

- OF/1B Parks Jordan was named ACC Player of the Week May 12 after hitting safely in all five games, finishing with 10 hits in 19 at-bats (.526) as the Tar Heels won three games, including a victory over No. 4 Florida State.
- The Winston-Salem, N.C., senior started at three different positions during the week - left

field, second base and first base - and either scored or drove in a run in all five games.

- Jordan finished a homer short of the cycle at Elon, driving in three runs in the process.
- In the 5-4 win over Florida State, Jordan drove in the fourth run of the day with a single in the fourth and scored the winning run in the seventh when he legged out an infield single and took third on a fly ball.

**Fox Hits Carolina Milestone**

- North Carolina head coach Mike Fox achieved yet another milestone in his decorated coaching career March 1. With a win over North Florida, the 16th-year skipper reached 700 victories since coming back to his alma mater in 1999.
- Fox is also a member of the prestigious 1,200-win club after the Tar Heels defeated UNC Wilmington, 10-0, on April 3, 2013.
- In addition to his 729 wins in 16 seasons at UNC, Fox won 539 games in 15 seasons as the head coach at North Carolina Wesleyan.



RHP Trent Thornton was a second-team All-ACC pick for the second straight year.

**2014 Honors**

NCAA Gainesville Regional Participant

**TEAM AWARDS**

- S.H. Basnight Award: Most Valuable Player** - Michael Russell
- S.H. Basnight Award: Most Valuable Pitcher** - Reilly Hovis
- Walter Rabb Award: Most Improved** - Alex Raburn
- Francis "Tripp" Bourne Award: Most Dedicated** - Tom Zengel

**INDIVIDUAL HONORS**

- Skye Bolt, So., OF**
  - Louisville Slugger Preseason All-America - Second Team
  - NCBWA Preseason All-America - Second Team
  - Baseball America Preseason All-America - Second Team
  - Golden Spikes Preseason Watch List

- Korey Dunbar, So., C**
  - NCAA Gainesville Region All-Tournament Team

- Reilly Hovis, So., RHP**
  - All-ACC Relief Pitcher - First Team
  - ACC Pitcher of the Week - April 28

- Parks Jordan, Sr., OF/1B**
  - ACC Player of the Week - May 12

- Landon Lassiter, So., 3B**
  - ACC All-Tournament
  - Sporting News Preseason All-America
  - Selected by Colorado in the 28th round of MLB Draft (No. 833 overall)

- Chris McCue, Jr., RHP**
  - NCBWA Stopper of the Year Watch List

- Benton Moss, Jr., RHP**
  - Capital One Academic All-District 3
  - Selected by San Francisco in the 15th round of MLB Draft (No. 448 overall)

- Luis Paula, Jr., RHP**
  - Selected by Pittsburgh in the 31st round of MLB Draft (No. 941 overall)

- Michael Russell, Jr., SS**
  - All-America Third Team - Louisville Slugger, Baseball America, NCBWA
  - ABCA All-Atlantic Region - Second Team
  - All-ACC Shortstop - Second Team
  - Brooks Wallace Award Semifinalist (Nation's Top Shortstop)
  - Dick Howser Trophy Semifinalist (Nation's Top Player)
  - Selected by Tampa Bay with 22nd pick of fifth round of MLB Draft (No. 157 overall)

- Trent Thornton, So., RHP**
  - All-ACC Starting Pitcher - Second Team
  - Golden Spikes Award Midseason Watch List (Top 50)
  - Louisville Slugger Preseason All-America - Second Team
  - NCBWA Preseason All-America - Second Team
  - Golden Spikes Preseason Watch List

- Tom Zengel, Sr., DH**
  - All-ACC Designated Hitter/Utility - Third Team

- Mike Fox, Head Coach**
  - 700th career win at UNC (3/1/14)



Record: 35-27 Home: 23-11 Away: 10-12 Neutral: 2-4 ACC: 15-15

Date	Opponent	Result	UNC	Opponent	Inn.	Overall	ACC	Pitcher of Record	Atten.	Time
2/15	at College of Charleston	4-7 L	4-9-1	7-8-1	9	0-1-0	0-0-0	Hovis, R (L 0-1)	976	3:05
2/16	at College of Charleston	W 12-3	12-12-2	3-4-2	9	1-1-0	0-0-0	Thornton, T (W 1-0)	0	3:20
2/17	at College of Charleston	1-3 L	1-5-1	3-8-0	9	1-2-0	0-0-0	Gallen, Z (L 0-1)	0	3:00
2/21	XAVIER	1-2 L	1-4-1	2-8-0	9	1-3-0	0-0-0	Moss, B (L 0-1)	916	2:36
2/22	XAVIER	W 2-1	2-5-1	1-7-1	9	2-3-0	0-0-0	Thornton, T (W 2-0)	1672	2:26
2/23	XAVIER	W 3-2	3-6-2	2-7-0	9	3-3-0	0-0-0	Trayner, S (W 1-0)	1597	2:52
2/25	APPALACHIAN STATE	W 12-1	12-9-2	1-5-4	9	4-3-0	0-0-0	Hovis, R (W 1-1)	613	3:01
2/28	NORTH FLORIDA	W 3-0	3-5-2	0-7-0	9	5-3-0	0-0-0	Thornton, T (W 3-0)	575	2:15
3/1	NORTH FLORIDA	W 5-1	5-8-1	1-6-0	9	6-3-0	0-0-0	Moss, B (W 1-1)	922	2:23
3/2	NORTH FLORIDA	W 8-5	10-10-2	5-10-1	9	7-3-0	0-0-0	Gallen, Z (W 1-1)	1789	3:19
3/5	DAVIDSON	W 10-3	10-9-0	3-10-3	9	8-3-0	0-0-0	Hovis, R (W 2-1)	325	3:20
3/8	PITTSBURGH*	W 9-5	9-14-0	5-11-0	9	9-3-0	1-0-0	Thornton, T (W 4-0)	1299	3:34
3/8	PITTSBURGH*	W 2-1	2-8-0	1-5-1	9	10-3-0	2-0-0	Moss, B (W 2-1)	1288	2:41
3/9	PITTSBURGH*	4-6 L	4-7-2	6-5-0	9	10-4-0	2-1-0	Trayner, S (L 1-1)	1472	3:19
3/11	GEORGE MASON	W 13-3	13-10-0	3-11-0	9	11-4-0	2-1-0	Hovis, R (W 3-1)	509	3:09
3/12	GARDNER-WEBB	W 7-1	7-9-1	1-5-2	9	12-4-0	2-1-0	Paula, L (W 1-0)	148	2:23
3/14	at Maryland*	W 7-0	7-8-1	0-7-1	9	13-4-0	3-1-0	Thornton, T (W 5-0)	523	3:05
3/15	at Maryland*	2-3 L	2-11-0	3-4-0	9	13-5-0	3-2-0	Rice, Z (L 0-1)	610	3:04
3/16	at Maryland*	W 9-4	9-10-1	4-12-3	9	14-5-0	4-2-0	Gallen, Z (W 2-1)	523	3:39
3/19	WEST VIRGINIA	1-5 L	1-3-4	5-9-0	9	14-6-0	4-2-0	Paula, L (L 1-1)	251	2:31
3/21	GEORGIA TECH*	W 3-2	3-6-0	2-5-2	(11)	15-6-0	5-2-0	Hovis, R (W 4-1)	1249	3:00
3/22	GEORGIA TECH*	5-6 L	5-15-4	6-15-1	(13)	15-7-0	5-3-0	Paula, L (L 1-2)	1384	4:30
3/22	GEORGIA TECH*	1-9 L	1-8-1	9-14-0	9	15-8-0	5-4-0	Gallen, Z (L 2-2)	2079	3:06
3/26	WINTHROP	1-3 L	1-9-3	3-9-1	9	15-9-0	5-4-0	Paula, L (L 1-3)	282	2:55
3/28	at Duke*	2-3 L	2-5-3	3-9-0	9	15-10-0	5-5-0	Thornton, T (L 5-1)	387	2:37
3/29	at Duke*	8-9 L	8-11-2	9-14-4	(12)	15-11-0	5-6-0	Rice, Z (L 0-2)	457	5:08
3/30	at Duke*	4-6 L	4-7-3	6-5-0	9	15-12-0	5-7-0	Kelley, T (L 0-1)	667	3:23
4/1	UNCW	W 9-4	9-13-1	4-7-0	9	16-12-0	5-7-0	Hovis, R (W 5-1)	2581	2:59
4/4	at Boston College*	W 7-0	7-11-0	0-3-2	9	17-12-0	6-7-0	Thornton, T (W 6-1)	234	2:44
4/5	at Boston College*	9-10 L	9-11-1	10-12-2	9	17-13-0	6-8-0	Sisson, H (L 0-1)	1026	3:37
4/6	at Boston College*	W 12-2	12-16-2	2-6-2	9	18-13-0	7-8-0	Gallen, Z (W 3-2)	706	2:56
4/8	NC A&T	W 10-0	10-11-0	0-1-4	9	19-13-0	7-8-0	Bogucki, A (W 1-0)	872	2:51
4/9	COASTAL CAROLINA	2-3 L	2-9-2	3-6-2	(11)	19-14-0	7-8-0	Trayner, S (L 1-2)	692	4:17
4/11	WAKE FOREST*	W 9-0	9-8-1	0-2-1	9	20-14-0	8-8-0	Thornton, T (W 7-1)	3638	2:27
4/12	WAKE FOREST*	W 4-3	4-7-0	3-7-2	9	21-14-0	9-8-0	Rice, Z (W 1-2)	3533	3:07
4/13	WAKE FOREST*	5-6 L	5-16-2	6-11-0	9	21-15-0	9-9-0	Gallen, Z (L 3-3)	2320	3:24
4/16	ELON	W 5-4	5-9-2	4-8-2	9	22-15-0	9-9-0	Trayner, S (W 2-2)	1040	3:07
4/18	at Virginia*	2-3 L	2-6-2	3-9-0	9	22-16-0	9-10-0	Thornton, T (L 7-2)	4576	2:45
4/19	at Virginia*	1-3 L	1-10-1	3-3-0	9	22-17-0	9-11-0	Moss, B (L 2-2)	5025	2:30
4/20	at Virginia*	W 4-2	4-10-0	2-6-2	9	23-17-0	10-11-0	Gallen, Z (W 4-3)	4681	2:35
4/22	at East Carolina	2-3 L	2-9-2	3-11-1	9	23-18-0	10-11-0	Cherry, T (L 0-1)	4307	2:32
4/23	LIBERTY	W 3-1	3-6-0	1-4-1	9	24-18-0	10-11-0	Trayner, S (W 3-2)	1306	2:24
4/25	VIRGINIA TECH*	W 3-2	3-4-1	2-7-1	9	25-18-0	11-11-0	Kelley, T (W 1-1)	1328	2:37
4/26	VIRGINIA TECH*	W 6-4	6-12-0	4-7-1	9	26-18-0	12-11-0	Moss, B (W 3-2)	3720	2:48
4/27	VIRGINIA TECH*	W 5-4	5-10-1	4-10-2	9	27-18-0	13-11-0	Hovis, R (W 6-1)	2770	3:38
4/29	EAST CAROLINA	0-1 L	0-5-5	1-11-2	9	27-19-0	13-11-0	Cherry, T (L 0-2)	720	2:23
5/6	CAMPBELL	W 5-0	5-10-0	0-6-3	9	28-19-0	13-11-0	Gallen, Z (W 5-3)	1561	2:51
5/7	at Elon	W 12-6	12-14-0	6-8-0	9	29-19-0	13-11-0	Cherry, T (W 1-2)	803	3:22
5/9	FLORIDA STATE*	0-7 L	0-6-0	7-10-0	9	29-20-0	13-12-0	Thornton, T (L 7-3)	3942	2:51
5/10	FLORIDA STATE*	2-10 L	2-8-1	10-12-0	9	29-21-0	13-13-0	Kelley, T (L 1-2)	3039	3:12
5/11	FLORIDA STATE*	W 5-4	5-7-1	4-7-1	9	30-21-0	14-13-0	Hovis, R (W 7-1)	2028	3:05
5/13	at Gardner-Webb	W 7-2	7-16-1	2-10-0	9	31-21-0	14-13-0	Cherry, T (W 2-2)	4237	2:40
5/16	at Miami*	5-6 L	5-16-1	6-14-2	(16)	31-22-0	14-14-0	Kelley, T (L 1-3)	2568	5:05
5/16	at Miami*	W 11-2	11-14-1	2-6-4	9	32-22-0	15-14-0	Moss, B (W 4-2)	3214	2:59
5/17	at Miami*	0-2 L	0-6-0	2-7-1	9	32-23-0	15-15-0	Gallen, Z (L 5-4)	3163	2:49
5/20	vs NC State#	W 4-3	4-8-3	3-7-0	9	33-23-0	15-15-0	Rice, Z (W 2-2)	5822	3:50
5/21	vs Florida State#	1-7 L	1-6-1	7-9-2	9	33-24-0	15-15-0	Cherry, T (L 2-3)	4738	2:24
5/23	vs Virginia#	2-3 L	2-9-2	3-6-1	9	33-25-0	15-15-0	Rice, Z (L 2-3)	5783	3:41
5/24	vs Maryland#	W 13-7	13-15-0	7-13-3	9	34-25-0	15-15-0	Hovis, R (W 8-1)	3972	3:14
5/30	vs Long Beach State%	1-6 L	1-7-1	6-5-0	9	34-26-0	15-15-0	Thornton, T (L 7-4)	1226	2:35
5/31	at Florida%	W 5-2	5-11-0	2-8-1	9	35-26-0	15-15-0	Hovis, R (W 9-1)	1855	3:27
6/1	vs Long Beach State%	5-12 L	5-13-0	12-15-1	9	35-27-0	15-15-0	Kelley, T (L 1-4)	1168	3:48

( ) extra inning game

\* = Conference game

# = ACC Championship (Greensboro, N.C.)

% = NCAA Regional (Gainesville, Fla.)

HOME GAMES IN ALL CAPS - All home games played at Boshamer Stadium



## Batting Statistics

Player	AVG	GP-GS	AB	R	H	2B	3B	HR	RBI	TB	SLG%	BB	HBP	SO	GDP	OB%	SF	SH	SB-ATT	PO	A	E	FLD%
5 Michael Russell	.339	60-60	230	43	78	20	2	4	32	114	.496	29	7	27	4	.424	3	0	13-18	97	154	18	.933
12 Landon Lassiter	.305	61-60	223	41	68	7	1	1	21	80	.359	33	12	38	2	.415	4	4	3-6	37	87	16	.886
4 Wood Myers	.298	54-54	218	31	65	10	0	1	29	78	.358	19	3	15	5	.358	3	4	6-10	81	110	8	.960
29 Tyler Ramirez	.286	58-55	199	28	57	11	1	2	30	76	.382	27	0	43	2	.364	5	1	11-14	106	2	0	1.000
19 Tom Zengel	.277	48-43	148	17	41	12	0	4	33	65	.439	13	1	30	2	.331	4	2	0-0	16	1	1	.944
8 Parks Jordan	.265	62-62	234	27	62	9	1	0	29	73	.312	17	6	30	6	.327	3	6	5-6	205	15	3	.987
20 Skye Bolt	.257	61-60	218	40	56	9	0	4	32	77	.353	38	6	30	5	.373	6	3	11-12	189	8	3	.985
43 Korey Dunbar	.238	55-54	181	14	43	7	0	3	29	59	.326	24	3	50	7	.333	2	6	4-6	395	39	3	.993

### Less Than 2.0 At-Bats Per Team Game

34 Colby Barnette	.333	14-4	18	2	6	1	0	0	4	7	.389	2	0	7	0	.381	1	3	0-0	1	3	0	1.000
6 Alex Raburn	.263	45-23	95	19	25	3	0	1	12	31	.326	13	3	19	1	.363	2	4	3-3	108	32	3	.979
16 Zach Daly	.262	39-12	61	8	16	2	0	2	7	24	.393	4	1	23	0	.313	1	0	4-5	33	0	0	1.000
2 Adam Pate	.241	39-14	54	14	13	3	0	0	3	16	.296	11	1	15	2	.379	0	1	10-13	20	1	0	1.000
18 Adrian Chacon	.233	43-27	86	12	20	6	0	1	9	29	.337	7	4	20	4	.313	2	0	0-2	181	14	5	.975
25 Joe Dudek	.204	44-26	98	13	20	3	0	4	17	35	.357	16	0	27	1	.316	0	1	0-0	182	7	3	.984
1 Michael Massardo	.105	23-2	19	4	2	0	0	0	2	2	.105	4	0	4	0	.250	1	2	1-2	6	0	0	1.000
3 Brandon Whiteford	.000	9-0	4	2	0	0	0	0	0	0	.000	1	0	0	1	.200	0	0	0-0	1	0	0	1.000
24 Matt Rubino	.000	7-0	3	0	0	0	0	0	0	0	.000	1	0	2	0	.250	0	0	0-0	7	0	0	1.000
31 Trent Thornton	.000	1-1	0	0	0	0	0	0	0	0	.000	0	0	0	0	.000	0	0	0-0	4	5	1	.900
28 Reilly Hovis	.000	1-1	0	0	0	0	0	0	0	0	.000	0	0	0	0	.000	0	0	0-0	3	5	1	.889
<b>Totals</b>	<b>.274</b>	<b>62-62</b>	<b>2089</b>	<b>315</b>	<b>572</b>	<b>103</b>	<b>5</b>	<b>27</b>	<b>289</b>	<b>766</b>	<b>.367</b>	<b>259</b>	<b>47</b>	<b>380</b>	<b>42</b>	<b>.361</b>	<b>37</b>	<b>37</b>	<b>71-97</b>	<b>1692</b>	<b>547</b>	<b>75</b>	<b>.968</b>
<b>Opponents</b>	<b>.235</b>	<b>62-62</b>	<b>2098</b>	<b>228</b>	<b>494</b>	<b>56</b>	<b>6</b>	<b>14</b>	<b>211</b>	<b>604</b>	<b>.288</b>	<b>224</b>	<b>58</b>	<b>497</b>	<b>21</b>	<b>.323</b>	<b>24</b>	<b>45</b>	<b>69-95</b>	<b>1656</b>	<b>648</b>	<b>73</b>	<b>.969</b>

**LOB** - Team (498), Opp (530). **DPs turned** - Team (35), Opp (58). **CI** - Team (1), Chacon, A 1. **IBB** - Team (12), Bolt, S 3, Russell, M 3, Lassiter, L 1, Ramirez, T 1, Dudek, J 1, Jordan, P 1, Daly, Z 1, Zengel, T 1, Opp (16). **Picked off** - Bolt, S 6, Russell, M 3, Jordan, P 3, Lassiter, L 2, Pate, A 2, Daly, Z 1, Myers, W 1, Chacon, A 1.

## Pitching Statistics

Player	ERA	W-L	APP	GS	CG	SHO/CBO	SV	IP	H	R	ER	BB	SO	2B	3B	HR	AB	B/AVG	WP	HBP	BK	SFA	SHA
28 Reilly Hovis	2.25	9-1	34	1	0	0/1	6	64.0	44	16	16	24	81	4	2	2	227	.194	8	2	0	1	2
31 Trent Thornton	2.73	7-4	16	14	1	1/3	1	95.2	77	33	29	29	83	4	1	2	352	.219	7	13	0	6	6
39 Benton Moss	3.62	4-2	16	15	1	0/0	0	97.0	77	44	39	35	77	13	1	1	359	.214	7	13	3	3	7
38 Zac Gallen	4.64	5-4	17	17	0	0/1	0	85.1	93	50	44	23	62	7	1	4	319	.292	3	9	1	4	11

### Less Than 1.0 Inning Pitched Per Team Game

35 Jack Geraghty	0.00	0-0	2	0	0	0/1	0	2.0	2	0	0	0	2	0	0	0	8	.250	0	0	0	0	0
17 Chris McCue	0.77	0-0	7	0	0	0/1	7	11.2	10	1	1	9	14	0	0	0	43	.233	6	0	1	0	1
37 Spencer Trayner	1.60	3-2	28	0	0	0/0	0	39.1	32	8	7	16	33	5	0	0	150	.213	6	6	1	2	2
42 A.J. Bogucki	2.28	1-0	13	3	0	0/1	0	23.2	16	11	6	13	27	2	0	0	86	.186	3	4	0	0	1
44 Trevor Kelley	3.25	1-4	31	0	0	0/3	2	44.1	47	17	16	16	28	6	1	1	169	.278	7	4	0	2	7
11 Henry Sisson	3.29	0-1	10	0	0	0/0	0	13.2	12	6	5	7	10	2	0	1	51	.235	2	0	0	2	0
46 Luis Paula	3.80	1-3	8	5	0	0/0	0	21.1	22	11	9	14	23	2	0	1	84	.262	1	1	0	1	1
27 Tate Parrish	3.86	0-0	5	0	0	0/0	0	2.1	0	1	1	1	2	0	0	0	6	.000	0	0	0	1	0
48 Taylore Cherry	4.01	2-3	12	7	0	0/0	0	42.2	41	19	19	22	26	8	0	2	167	.246	5	4	0	0	4
45 Zach Rice	4.29	2-3	34	0	0	0/1	0	21.0	21	11	10	15	29	3	0	0	77	.273	0	2	0	2	3
<b>Totals</b>	<b>3.21</b>	<b>35-27</b>	<b>62</b>	<b>62</b>	<b>2</b>	<b>6/5</b>	<b>16</b>	<b>564.0</b>	<b>494</b>	<b>228</b>	<b>201</b>	<b>224</b>	<b>497</b>	<b>56</b>	<b>6</b>	<b>14</b>	<b>2098</b>	<b>.235</b>	<b>55</b>	<b>58</b>	<b>6</b>	<b>24</b>	<b>45</b>
<b>Opponents</b>	<b>4.19</b>	<b>27-35</b>	<b>62</b>	<b>62</b>	<b>3</b>	<b>3/2</b>	<b>11</b>	<b>552.0</b>	<b>572</b>	<b>315</b>	<b>257</b>	<b>259</b>	<b>380</b>	<b>103</b>	<b>5</b>	<b>27</b>	<b>2089</b>	<b>.274</b>	<b>35</b>	<b>47</b>	<b>4</b>	<b>37</b>	<b>3729</b>

**Passed Balls** - Team (5), Dunbar, K 4, Chacon, A 1, Opp (15). **Pickoffs** - Team (6), Moss, B 3, Gallen, Z 3, Opp (19). **SBA/ATT** - Dunbar, K (54-77), Chacon, A (15-16), Moss, B (13-16), Thornton, T (12-14), Gallen, Z (3-12), Rice, Z (8-9), Hovis, R (8-9), Cherry, T (6-8), Trayner, S (6-7), Paula, L (5-7), Kelley, T (2-4), Sisson, H (2-4), McCue, C (3-3), Bogucki, A (1-2).



**#42 A.J. Bogucki**

(2-0, 2.28 ERA, 1.25 WHIP)

Date	Opponent	S/R	Dec.	IP	H	R	ER	BB	K
2/25	Appalachian State	R	-	1.0	1	0	0	1	2
3/5	Davidson	R	-	1.0	4	2	2	0	0
3/12	Gardner-Webb	R	-	1.0	1	0	0	0	1
3/22	Georgia Tech	R	-	0.2	1	0	0	1	0
3/30	at Duke	R	-	0.0	0	0	0	2	0
4/8	NC A&T	S	W	7.0	1	0	0	3	10
4/16	Elon	S	-	3.2	4	3	1	1	3
4/23	Liberty	S	-	3.0	2	1	1	1	4
5/9	Florida State	R	-	1.0	0	0	0	0	0
5/10	Florida State	R	-	1.1	0	4	1	2	3
5/16	at Miami	R	-	2.0	2	1	1	1	3
5/21	vs. Florida State	R	-	1.0	0	0	0	1	1
5/30	vs. Long Beach St.	R	-	1.0	0	0	0	0	0

**#48 Taylore Cherry**

(2-3, 4.01 ERA, 1.42 WHIP)

Date	Opponent	S/R	Dec.	IP	H	R	ER	BB	K
2/25	Appalachian State	R	-	2.0	0	0	0	0	2
3/11	George Mason	S	-	4.2	6	3	3	3	6
3/22	Georgia Tech	R	-	0.0	0	0	0	0	0
3/22	Georgia Tech	R	-	1.1	0	1	1	1	0
3/30	at Duke	R	-	1.2	1	1	1	2	1
4/9	Coastal Carolina	S	-	5.0	2	1	1	5	2
4/13	Wake Forest	R	-	0.2	0	0	0	1	0
4/22	at East Carolina	S	L	4.1	7	2	2	1	4
4/29	East Carolina	S	L	6.0	8	1	1	0	2
5/7	at Elon	S	W	5.2	4	4	4	3	2
5/13	at Gardner-Webb	S	W	6.0	6	0	0	3	4
5/21	vs. Florida State	S	L	5.1	7	6	6	3	3

**#38 Zac Gallen**

(5-4, 4.64 ERA, 1.36 WHIP)

Date	Opponent	S/R	Dec.	IP	H	R	ER	BB	K
2/17	at Charleston	S	L	6.2	7	2	2	1	3
2/23	Xavier	S	-	6.2	5	1	0	0	8
3/2	North Florida	S	W	6.0	6	4	3	2	4
3/9	Pittsburgh	S	-	6.1	3	4	4	2	6
3/16	at Maryland	S	W	5.2	7	3	2	1	4
3/22	Georgia Tech	S	L	4.1	8	6	6	2	2
3/30	at Duke	S	-	0.1	0	2	2	2	0
4/1	UNCW	S	-	3.2	3	2	2	3	2
4/6	at Boston College	S	W	5.0	6	2	2	1	3
4/13	Wake Forest	S	L	4.0	8	6	4	0	3
4/20	at Virginia	S	W	5.1	6	2	2	2	2
4/27	Virginia Tech	S	-	4.1	6	3	2	3	4
5/6	Campbell	S	W	6.0	5	0	0	1	6
5/11	Florida State	S	-	4.2	4	3	3	2	1
5/17	at Miami	S	L	6.1	7	2	2	0	6
5/24	vs. Maryland	S	-	6.0	7	4	4	0	5
6/1	vs. Long Beach St.	S	-	4.0	5	4	4	1	3

**#35 Jack Geraghty**

(0-0, 0.00 ERA, 1.00 WHIP)

Date	Opponent	S/R	Dec.	IP	H	R	ER	BB	K
3/11	George Mason	R	-	1.0	2	0	0	0	1
4/8	NC A&T	R	-	1.0	0	0	0	0	1

**#28 Reilly Hovis**

(9-1, 6 SV, 2.25 ERA, 1.06 WHIP)

Date	Opponent	S/R	Dec.	IP	H	R	ER	BB	K
2/15	at Charleston	R	L	1.0	3	3	3	0	0
2/17	at Charleston	R	-	0.2	1	0	0	0	2
2/21	Xavier	R	-	1.1	2	0	0	0	1
2/23	Xavier	R	-	0.1	0	0	0	0	1
2/25	Appalachian State	R	W	1.1	1	0	0	1	4
3/2	North Florida	R	-	0.2	1	0	0	0	1
3/5	Davidson	R	W	3.0	2	0	0	0	5
3/8	Pittsburgh	R	-	0.0	0	0	0	0	0
3/8	Pittsburgh	R	-	1.0	0	0	0	0	1
3/11	George Mason	R	W	3.1	3	0	0	0	6
3/14	at Maryland	R	-	2.0	1	0	0	2	4
3/16	at Maryland	R	-	0.2	0	0	0	1	0
3/19	West Virginia	R	-	1.1	1	0	0	0	0
3/21	Georgia Tech	R	W	3.0	1	0	0	0	4
3/22	Georgia Tech	R	-	0.1	0	0	0	0	0
3/26	Winthrop	R	-	1.0	2	0	0	0	2
3/29	at Duke	R	-	3.2	4	2	2	0	6
4/1	UNCW	R	W	3.1	1	0	0	2	2
4/5	at Boston College	R	-	1.1	2	3	3	3	2
4/6	at Boston College	R	S	4.0	0	0	0	1	3
4/9	Coastal Carolina	R	-	2.1	2	1	1	4	3
4/12	Wake Forest	R	S	2.0	0	0	0	1	3
4/16	Elon	R	-	1.0	0	0	0	0	2
4/20	at Virginia	R	S	3.2	0	0	0	0	2
4/23	Liberty	R	S	2.0	1	0	0	1	4
4/25	Virginia Tech	R	S	0.2	0	0	0	0	1
4/26	Virginia Tech	R	S	1.2	0	0	0	1	2
4/27	Virginia Tech	R	W	0.2	0	0	0	1	0
5/7	at Elon	R	-	0.1	0	0	0	0	1
5/11	Florida State	R	W	4.1	3	1	1	1	8
5/16	at Miami	R	-	3.0	2	1	1	0	6
5/20	vs. NC State	S	-	3.1	5	3	3	2	1
5/24	vs. Maryland	R	W	1.2	1	0	0	0	1
5/31	at Florida	R	W	4.0	5	2	2	3	3

**#44 Trevor Kelley**

(1-4, 2 SV, 3.25 ERA, 1.42 WHIP)

Date	Opponent	S/R	Dec.	IP	H	R	ER	BB	K
2/15	at Charleston	R	-	0.2	1	0	0	2	0
2/16	at Charleston	R	-	1.0	1	0	0	0	1
2/23	Xavier	R	-	0.1	0	1	1	1	0
3/5	Davidson	R	-	0.1	1	0	0	0	0
3/9	Pittsburgh	R	-	0.0	0	0	0	0	0
3/12	Gardner-Webb	R	-	0.2	0	0	0	0	0
3/19	West Virginia	R	-	1.1	2	1	0	1	2
3/22	Georgia Tech	R	-	0.2	1	0	0	0	0
3/22	Georgia Tech	R	-	0.2	0	0	0	0	0
3/26	Winthrop	R	-	2.0	1	0	0	2	1
3/30	at Duke	R	L	0.1	2	2	2	1	0
4/8	NC A&T	R	-	1.0	0	0	0	0	1
4/9	Coastal Carolina	R	-	0.0	0	0	0	0	0
4/11	Wake Forest	R	-	1.0	0	0	0	0	0
4/13	Wake Forest	R	-	2.2	1	0	0	1	0
4/16	Elon	R	-	2.1	3	1	1	1	1
4/18	at Virginia	R	-	2.0	2	0	0	1	2
4/22	at East Carolina	R	-	3.0	3	1	1	0	2
4/23	Liberty	R	-	1.0	0	0	0	0	0
4/25	Virginia Tech	R	W	2.1	1	0	0	0	2
4/26	Virginia Tech	R	-	0.1	2	0	0	0	1
4/27	Virginia Tech	R	-	2.2	3	1	1	1	1
4/29	East Carolina	R	-	3.0	3	0	0	1	3
5/6	Campbell	R	S	3.0	1	0	0	1	3
5/7	at Elon	R	-	0.2	3	2	2	0	1
5/10	Florida State	R	L	0.2	4	2	2	0	0
5/13	at Gardner-Webb	R	S	3.0	4	2	2	0	3
5/16	at Miami	R	L	1.0	3	2	2	1	0
5/20	vs. NC State	R	-	1.2	0	0	0	1	2
5/30	vs. Long Beach St.	R	-	2.2	1	0	0	0	1
6/1	vs. Long Beach St.	R	L	2.1	4	2	2	1	1

**#17 Chris McCue**

(0-0, 7 SV, 0.77 ERA, 1.63 WHIP)

Date	Opponent	S/R	Dec.	IP	H	R	ER	BB	K
2/16	at Charleston	R	S	2.0	0	0	0	2	3
2/22	Xavier	R	S	2.0	2	0	0	1	3
2/28	North Florida	R	S	1.1	1	0	0	2	2
3/2	North Florida	R	S	1.2	1	0	0	2	3
3/8	Pittsburgh	R	S	1.1	1	0	0	1	0
3/8	Pittsburgh	R	S	0.2	0	0	0	0	0
3/16	at Maryland	R	S	2.2	5	1	1	1	3

**#39 Benton Moss**

(4-2, 3.62 ERA, 1.15 WHIP)

Date	Opponent	S/R	Dec.	IP	H	R	ER	BB	K
2/15	at Charleston	S	-	5.1	4	4	3	2	5
2/21	Xavier	S	L	7.1	6	2	2	1	4
3/1	North Florida	S	W	9.0	6	1	1	0	4
3/8	Pittsburgh	S	W	7.0	5	1	1	1	12
3/15	at Maryland	S	-	7.1	3	2	2	5	4
3/22	Georgia Tech	S	-	7.0	8	4	3	2	5
3/29	at Duke	S	-	4.1	7	6	5	3	2
4/5	at Boston College	S	-	6.0	8	4	4	1	4
4/12	Wake Forest	S	-	6.1	6	3	3	3	3
4/19	at Virginia	S	L	7.2	3	3	3	3	6
4/26	Virginia Tech	S	W	7.0	5	4	4	4	5
5/10	Florida State	S	-	4.0	3	2	2	3	4
5/16	at Miami	S	W	7.0	4	1	1	1	9
5/23	vs. Virginia	S	-	6.2	4	2	0	0	8
5/31	at Florida	S	-	3.0	1	0	0	3	2
6/1	vs. Long Beach St.	R	-	2.0	4	5	5	3	0

**#46 Luis Paula**

(1-3, 3.80 ERA, 1.69 WHIP)

Date	Opponent	S/R	Dec.	IP	H	R	ER	BB	K
2/17	at Charleston	R	-	0.0	0	1	0	1	0
2/25	Appalachian State	S	-	4.2	3	1	0	4	5
3/5	Davidson	S	-	2.0	3	1	1	1	1
3/12	Gardner-Webb	S	W	6.0	4	1	1	2	9
3/19	West Virginia	S	L	4.2	4	2	2	2	4
3/22	Georgia Tech	R	L	0.1	2	2	2	1	0
3/26	Winthrop	S	L	2.2	4	3	3	2	2
5/10	Florida State	R	-	1.0	2	0	0	1	2

**#45 Zach Rice**

(2-3, 4.29 ERA, 1.71 WHIP)

Date	Opponent	S/R	Dec.	IP	H	R	ER	BB	K
2/15	at Charleston	R	-	0.1	0	0	0	0	1
2/17	at Charleston	R	-	0.1	0	0	0	0	1
2/21	Xavier	R	-	0.1	0	0	0	0	1
2/22	Xavier	R	-	0.1	0	0	0	0	1
2/23	Xavier	R	-	0.0	1	0	0	0	0
2/28	North Florida	R	-	0.0	1	0	0	0	0
3/2	North Florida	R	-	0.1	0	0	0	0	1
3/5	Davidson	R	-	1.2	0	0	0	0	3
3/8	Pittsburgh	R	-	0.1	0	0	0	0	1
3/8									



Opp.	Date	Barnette	Bolt	Chacon	Daly	Dudek	Dunbar	Jordan	Lassiter	Massardo	Myers	Pate	Raburn	Ramirez	Rubino	Russell	Whiteford	Zengel
COFC	Feb 15	4-0-0-0	3-1-1-1	1-0-0-0	4-0-0-0			3-1-0-0	4-0-1-0		4-1-3-0	Def		5-0-2-1		3-0-0-0		4-1-2-2
COFC	Feb 16	4-2-1-1	2-0-0-1	2-1-1-3	4-1-2-2			4-1-1-0	3-1-1-0	2-1-0-0	4-1-1-1	Def		5-1-1-0		5-3-4-4		
COFC	Feb 17	2-0-2-1	1-0-1-0	2-0-0-0	4-0-0-0			4-0-1-0	2-1-1-0	0-0-0-0	3-0-0-0	2-0-0-0		4-0-0-0		2-0-0-0		
XU	Feb 21	3-0-1-0	4-0-1-0	2-0-0-0	2-0-0-0			4-0-1-0	4-0-0-0		3-1-0-0	1-0-0-0	0-0-0-0	4-0-0-0		3-0-1-1		
XU	Feb 22	3-0-0-0	2-1-0-0	3-1-2-0	2-0-1-0			3-0-0-1	3-0-0-0		4-0-2-0	1-0-0-0		3-0-0-0		3-0-0-0		
XU	Feb 23	Def	3-0-0-0	3-0-2-0	2-0-0-0	1-0-0-0		3-0-0-0	3-1-0-0	1-0-0-0	4-1-1-0	2-0-1-1	2-0-1-1			2-1-0-0		2-0-1-0
APP	Feb 25	2-2-1-0	3-0-0-1	3-0-1-0	4-0-2-2	2-0-1-2	3-1-1-2	3-1-1-2	3-1-0-0	1-0-0-0	4-1-1-0	1-0-0-0	1-0-0-0	2-2-1-0	0-0-0-0	2-3-0-1		2-2-1-2
UNF	Feb 28	3-0-0-0		2-0-0-0	3-0-0-0	3-1-1-2	3-0-0-0	3-0-0-0	3-0-0-0		4-1-2-0	1-0-0-0				3-0-1-1		3-1-1-0
UNF	Mar 01	3-0-0-0		Def	2-1-0-0	4-1-2-4	3-0-0-0	3-1-1-0	1-1-1-0	2-0-2-1	Def	1-0-0-0	3-0-2-0		4-1-0-0		1-0-0-0	
UNF	Mar 02	2-2-0-0	1-0-0-0	Def	3-2-2-1	3-0-0-0	3-1-1-1	4-0-1-2	2-1-1-1	5-0-2-1	Def		3-1-2-2		5-1-1-0		1-0-0-0	
DAV	Mar 05	2-1-1-1	1-1-1-1		3-1-0-2	2-1-0-1	3-0-0-1	4-2-1-0	2-0-0-0	4-1-2-1	3-2-1-0	2-0-1-1	Def		5-1-2-0			
UP	Mar 08	3-1-3-3			5-1-2-4	5-0-1-0	4-1-0-2	3-1-1-0	1-0-0-0	5-1-1-0			4-1-3-0		4-3-2-0		3-0-1-0	
UP	Mar 08	3-0-0-0		Def	4-0-0-0	4-0-1-0	4-1-4-0	4-0-2-1	2-0-0-1	3-0-0-0			3-1-0-0		3-0-1-0			
UP	Mar 09	3-1-1-0			4-0-2-1	3-0-2-2	4-1-0-0	3-0-0-0	1-0-0-0	5-0-0-0		1-0-0-0	3-1-1-1		3-1-0-0		2-0-1-0	
GMU	Mar 11	0-0-0-1	2-1-0-1	3-1-1-1	0-1-0-0	2-1-1-0	3-1-2-1	4-1-2-1	4-2-1-0		4-0-1-3	0-1-0-0	0-1-0-0	3-3-1-2	1-0-0-0	5-0-1-2	Def	
GWU	Mar 12	4-1-1-0		1-0-0-0	3-0-0-0	3-1-1-3	4-1-2-1	2-2-2-0	0-0-0-0	3-1-0-0	1-0-0-0	2-1-2-3	4-0-1-0		2-0-0-0		1-0-0-0	
MD	Mar 14	5-0-0-0	0-0-0-0	1-0-0-0	3-2-1-1	3-0-0-0	4-0-0-0	4-1-1-0		3-1-1-1	Def		3-0-0-1		4-1-2-1		3-2-3-2	
MD	Mar 15	4-0-1-0		Def	3-1-1-1	4-0-0-0	4-1-3-0	5-0-2-0		5-0-1-0	1-0-0-0	1-0-0-0	4-0-1-0		5-0-1-0		2-0-1-1	
MD	Mar 16	4-1-1-3			3-1-1-0	4-0-1-2	4-0-2-1	4-2-0-0		5-2-2-0		0-1-0-0	3-1-0-0		5-1-3-2		3-0-0-0	
WVU	Mar 19	3-0-0-0	2-0-0-0		1-0-0-0	3-0-0-0	3-0-1-0	4-0-0-0		3-0-0-0	1-0-1-1	3-0-0-0	2-0-0-0		3-1-1-0			
GT	Mar 21			3-0-0-0	4-0-0-0	4-0-0-0	3-0-1-0	5-1-2-0	0-0-0-0	6-1-2-2	2-0-0-0	1-0-0-0	5-0-0-0		1-0-1-0	0-1-0-0	1-0-0-1	
GT	Mar 22	Def	7-0-0-0	2-0-1-1	1-1-1-0	1-0-0-0	6-0-2-0	6-0-1-0	4-0-0-0	0-0-0-0	7-1-5-3	6-2-3-0	1-1-0-0	0-0-0-0		6-0-2-1	1-0-0-0	1-0-0-0
GT	Mar 22		3-0-1-0		2-0-1-0	2-0-0-0	4-0-1-0	4-1-2-0	1-0-0-0	4-0-0-0	2-0-0-0			1-0-0-0	4-0-1-0	Def	3-0-2-1	
WU	Mar 26	4-0-1-0	2-0-0-0		4-0-2-0	4-0-1-0				3-0-2-0	4-1-0-0	4-0-0-0	2-0-2-0		4-0-1-0		3-0-0-1	
DU	Mar 28	3-0-0-0	Def		1-0-0-0	2-0-0-0	3-0-1-0	3-1-1-0	1-0-0-0	4-0-1-0	2-0-0-0		3-0-1-1		4-0-0-1		4-1-1-0	
DU	Mar 29	1-0-1-2	6-1-2-1	Def	1-0-0-0	6-0-3-0	5-0-0-1	4-1-0-0		6-1-1-1	1-0-0-0	1-0-0-0	2-2-1-1		5-1-2-1		5-2-1-1	
DU	Mar 30	2-0-0-0	5-0-1-0	1-0-0-0		2-0-1-1	5-0-0-0	4-1-0-0	1-0-0-0	4-1-2-0	1-0-0-0	1-0-0-0	1-0-0-0		3-1-2-2		3-1-1-1	
NCW	Apr 01	4-2-3-2	3-1-2-2			4-1-1-0	5-1-2-0	3-2-1-0		4-1-1-0	0-0-0-0		3-1-1-2		5-0-0-0		5-0-2-3	
BC	Apr 04	2-2-1-0	3-0-0-0	1-0-1-0	1-0-0-0	5-0-1-0	4-0-0-0	4-1-3-0		3-2-1-1		Def	3-1-1-0		4-0-1-1		5-1-2-5	
BC	Apr 05	2-0-0-0	3-1-1-0	Def		4-0-0-0	4-2-1-1	5-1-1-1		4-0-1-0			3-3-2-0		5-1-3-3		5-1-2-1	
BC	Apr 06	1-0-0-0	4-2-1-1	4-2-2-0	Def	1-0-0-0	4-0-2-1	5-1-3-3	4-1-2-3	4-2-2-0		0-0-0-0	4-1-1-2		4-3-3-0		3-0-0-1	
A&T	Apr 08	3-1-1-1	2-2-0-0	4-0-1-1	2-0-0-0	2-0-1-2	3-1-1-0	3-1-2-0		3-2-0-0		1-0-0-0		1-0-0-0	4-2-4-2	1-0-0-0	4-1-1-1	
CCU	Apr 09	5-1-2-0	2-0-0-0	1-0-0-0	1-0-1-0	3-1-1-2	4-0-1-0	4-0-2-0	1-0-0-0	5-0-0-0	2-0-0-0	1-0-0-0	5-0-0-0		5-0-2-0	Def		
WF	Apr 11	4-1-0-0			3-0-0-0	3-1-0-2	3-1-2-0	3-1-0-0		4-1-2-0		Def	2-1-2-4		4-1-1-0	1-0-0-0	4-2-1-0	
WF	Apr 12	3-0-0-2	3-0-1-0		Def	4-0-1-0	3-0-1-0	2-0-0-0		3-1-1-0	0-1-0-0	1-0-0-0	3-0-1-0		3-2-1-1		3-0-1-1	
WF	Apr 13	4-2-4-0	2-0-0-0	1-1-1-1	1-0-0-0		4-0-0-0	5-0-1-0	3-0-1-2	5-1-2-0			5-0-3-0		6-1-3-1		5-0-1-1	
ELON	Apr 16	0-0-0-0	3-0-1-0	1-0-0-0	1-0-0-0		4-0-0-0	3-0-0-0	4-0-2-2	Def	4-1-1-2	Def	1-1-0-0	4-1-2-0	4-1-1-0	0-1-0-0	4-0-2-0	
VA	Apr 18	1-1-0-0	3-0-0-0			4-0-0-0	3-0-0-1	4-1-2-0		4-0-1-0			4-0-1-0		4-0-2-0		4-0-0-0	
VA	Apr 19	3-1-1-0		4-0-2-0		3-0-1-0	4-0-1-1	3-0-1-0		4-0-1-0			4-0-1-0		4-0-1-0	1-0-0-0	4-0-1-0	
VA	Apr 20	4-0-0-0	3-0-0-0		1-0-0-0	3-1-2-0	4-2-2-0	3-0-0-1		5-0-2-1			4-0-1-0		5-1-3-2		4-0-0-0	
ECU	Apr 22	5-0-2-0		2-1-0-0	1-0-0-0	3-0-0-0	3-0-0-0	4-1-2-1		5-0-1-1	2-0-2-0	Def	4-0-1-0		5-0-1-0		3-0-0-0	
LU	Apr 23	3-1-0-0	3-1-2-1			4-0-0-0	3-0-0-0	3-0-1-0		1-0-0-0	3-0-1-0	1-1-0-0	4-0-1-0		3-0-1-1			
VT	Apr 25	4-0-0-2	3-0-0-0			3-0-0-0	3-0-0-0	3-0-0-0		0-0-0-0	2-2-1-0	3-0-1-0	4-0-0-0		3-1-2-0			
VT	Apr 26	4-1-1-1		4-0-1-0		3-1-1-0	4-0-2-2	4-1-2-1			4-1-3-1	2-0-0-0		5-1-1-0		4-1-1-1		
VT	Apr 27	3-1-0-0	1-0-0-0	0-0-0-0	2-0-0-0	3-1-1-0	4-0-1-0	3-0-1-1		2-0-0-0	4-0-2-0	4-1-1-2		5-2-3-0		3-0-1-2		
ECU	Apr 29	2-0-0-0	4-0-1-0	3-0-1-0		4-0-0-0	3-0-1-0	3-0-0-0			3-0-0-0	4-0-0-0		2-0-1-0		3-0-1-0		
CAM	May 06	5-1-3-1			4-0-0-0	3-1-0-0	4-0-2-1	4-1-1-0			4-1-1-0	1-0-0-1		5-1-3-1		2-0-0-1		
ELON	May 07	4-1-2-1	1-1-0-1	Def	5-1-2-0	4-2-1-3	4-1-2-1	4-2-3-3	0-0-0-0		2-1-0-0	3-1-0-0	4-2-3-1				4-0-1-2	
FS	May 09	1-0-1-0	4-0-1-0	3-0-0-0		1-0-0-0	Def	4-0-2-0	4-0-2-0			3-0-0-0	4-0-0-0		4-0-0-0		3-0-0-0	
FS	May 10	4-0-0-0	Def	4-0-1-0	1-0-0-0	2-0-0-0	4-1-1-1	4-0-2-0	1-0-0-0			3-0-1-1	4-1-2-0	Def	4-0-1-0		4-0-0-0	
FS	May 11	3-0-0-0			2-0-1-0	3-0-1-1	3-1-2-1	3-0-1-1		1-1-0-0	2-1-0-0	4-0-1-1		2-1-0-0		4-1-1-1		
GWU	May 13	1-0-1-0	4-2-4-2		0-0-0-0	4-0-1-0	4-1-1-1	5-2-2-1		5-0-2-1		4-0-1-0	5-0-3-2		5-2-1-0		2-0-0-0	
UM	May 16	7-1-2-1	Def	0-0-0-0		4-0-1-0	8-1-2-1	8-1-4-0	1-0-0-0	7-0-1-2		6-2-4-0	7-0-1-0		6-0-0-0		5-0-1-1	
UM	May 16	3-1-1-0	4-0-0-1	5-1-1-0	2-0-0-0	2-0-0-0		3-1-1-1	4-2-3-2		4-1-2-3	1-0-0-0	4-2-2-2	4-0-2-1	5-3-2-0			
UM	May 17	4-0-1-0	2-0-1-0			3-0-0-0	4-0-1-0	3-0-0-0		4-0-0-0		3-0-0-0	3-0-1-0		4-0-2-0		1-0-0-0	
ST	May 20	3-1-1-2	1-0-0-0			4-1-1-0	4-0-1-0	4-0-1-0		3-1-1-1		2-0-0-0	4-0-0-0		3-1-2-1		3-0-1-0	
FS	May 21	2-0-0-0	3-0-1-0	2-0-0-0	1-0-0-0	1-0-0-0	2-0-1-0	4-0-0-0	4-1-1-0		4-0-0-0		4-0-2-1	3-0-1-0	Def	1-0-0-0	1-0-0-0	
VA	May 23	5-0-1-0	2-0-1-0	2-1-0-0	0-0-0-0	3-0-1-0	3-0-0-0	4-0-1-0	Def	5-1-4-2	1-0-0-0	4-0-1-0	2-0-0-0	Def			2-0-0-0	
MD	May 24	1-0-0-0	5-2-3-2	1-0-0-0	2-0-1-2	1-0-1-0	2-0-0-0	4-2-2-1	5-2-2-1	0-1-0-0	4-1-1-1	1-1-1-0	3-2-0-1	4-2-2-1		3-0-2-2		
LBSU	May 30	3-0-0-0	1-0-0-0	1-0-1-0		1-0-0-0	3-0-0-0	4-0-2-1	Def	4-0-1-0	0-1-0-0	3-0-0-0	4-0-0-0		4-0-1-0		3-0-2-0	
UF	May 31	4-1-1-0		3-0-0-0		4-0-2-1	3-0-1-0	4-1-1-0		4-0-1-0	4-1-2-1	3-1-1-1	4-1-1-2		1-0-1-0			
LBSU	Jun 01	4-2-2-2	Def			3-0-1-1	4-0-0-0	5-1-2-0		5-0-1-0	1-0-0-0	4-2-2-0	5-0-2-2		5-0-0-0		4-0-3-0	



## Dave Lemonds

### 1968 The Sporting News National Player of the Year

- Lemonds' No. 22 jersey was retired in a ceremony prior to the start of the April 13, 1996, game with Clemson.




- Earned player of the year honors after compiling a 7-1 record with a 1.49 ERA.
- Struck out 96 batters in just 72 1/3 innings.
- Also earned first-team All-America and All-ACC honors.
- Selected by the Chicago Cubs in the first round of the 1968 draft and posted a 2.99 ERA

in 99 1/3 big-league innings.

## B.J. Surhoff

### 1985 The Sporting News National Player of the Year



- Surhoff's No. 9 jersey is one of two retired numbers at Carolina.
- Earned player of the year honors with a .388 average, 14 home runs, 19 doubles and 57 RBI.
- Only player in UNC history to earn first-team All-America honors in back-to-back seasons.
- Won the 1985 Anthony J. McKevlin Award as the ACC's top athlete that year.

- Selected No. 1 overall by the Milwaukee Brewers in the 1985 draft and hit .282 over 19 seasons with the Brewers, Orioles and Braves.

## Andrew Miller

### 2006 Baseball America National Player of the Year

- Went 13-2 with a 2.48 ERA and a school-record 133



strikeouts to claim player of the year honors.

- Won the 2006 Roger Clemens Award as the nation's top pitcher.
- Also picked up first-team All-America, ACC Pitcher of the Year and first-team All-ACC accolades.
- Won UNC's Patterson Medal as the school's top male athlete.
- Selected No. 6 overall by the Detroit Tigers in

the 2006 draft and made his major league debut in Yankee Stadium Aug. 30, 2006.

## Dustin Ackley

### 2009 Rivals.com National Player of the Year



- Hit .417 with 22 home runs, 75 runs and 73 RBI en route to player of the year accolades.

- Named ACC Player of the Year and added consensus All-America and first-team All-ACC honors.
- Became the first three-time All-America in school history and left UNC with career records for average, hits, runs and total bases.
- Won UNC's

Patterson Medal as the school's top male athlete.

- Also a finalist for the Dick Howser Trophy and the Golden Spikes Award.

- Selected No. 2 overall by the Seattle Mariners in the 2009 draft, Ackley made his major league debut on June 17, 2011.



**Year-By-Year All-Americans**

1948	Emmett Cheek, C	ABCA, 1st
1949	Rip Ryan, SS	ABCA, 1st
1949	Sid Varney, C	ABCA, 2nd
1955	Connie Gravitte, OF	ABCA, 2nd
1957	Jim Raugh, P	ABCA, 3rd
1960	Wayne Young, P	ABCA, 2nd
1961	Jim Mooring, OF	ABCA, 1st
1964	Bill Haywood, P	ABCA, 2nd
1966	Danny Talbott, 1B	ABCA, 2nd; TSN, 1st
1968	Dave Lemonds, P	ABCA, 1st; TSN, 1st
1978	Greg Norris, P	ABCA, 1st
1980	Scott Bradley, 3B	ABCA, 2nd
1981	Scott Bradley, C	ABCA, 3rd
1983	Scott Bankhead, P	ABCA, 3rd
1984	Scott Bankhead, P	ABCA, 1st; BA, 1st
1984	B.J. Surhoff, C	ABCA, 1st; BA, 2nd; TSN, 1st
1985	B.J. Surhoff, C	ABCA, 1st; BA, 1st
1989	John Thoden, P	BA, 3rd
1989	Jesse Levis, C	ABCA, 3rd
1990	Steve Estroff, 1B	BA, 2nd
1993	Thad Chrismon, P	CB, 1st
1994	Cookie Massey, DH	ABCA, 2nd; NCBWA, 2nd; CB, 2nd
1994	Thad Chrismon, P	CB, 2nd
1994	Manny DaSilva, C	CB, 2nd
1996	Michael Stoner, 1B	CB, 2nd
1997	Brian Roberts, SS	NCBWA, 2nd; CB, 3rd
1998	Brian Roberts, SS	NCBWA, 1st; CB, 2nd; TSN, 2nd
2000	Derrick DePriest, P	NCBWA, 2nd; CB, 3rd
2000	Tyrell Godwin, OF	NCBWA, 2nd; BA, 3rd; CB, 3rd
2002	Russ Adams, IF	BA, 1st; NCBWA, 3rd
2002	Adam Greenberg, OF	BA, 3rd
2002	Chris Maples, 3B	CB, 1st; BA, 2nd
2003	Jeremy Cleveland, OF	CB, 2nd
2004	Marshall Hubbard, OF	SW, 1st; NCBWA, 2nd; BA, 3rd; CB, 3rd
2004	Chris Iannetta, C	BA, 3rd; CB, 3rd
2006	Josh Horton, SS	BA, 2nd; CB, 3rd
2006	Andrew Miller, P	ABCA, 1st; BA, 1st; CB, 1st; NCBWA, 1st
2007	Dustin Ackley, 1B	ABCA, 3rd; BA, 3rd; CB, 3rd; NCBWA, 3rd
2007	Andrew Carignan, P	NCBWA, 1st; ABCA, 2nd; BA, 3rd; CB, 3rd
2008	Dustin Ackley, 1B	BA, 3rd; CB, 3rd
2008	Tim Fedroff, OF	ABCA, 1st; BA, 2nd; CB, 2nd; NCBWA, 3rd
2008	Kyle Seager, 2B	NCBWA, 2nd; CB, 3rd
2008	Alex White, P	ABCA, 2nd; BA, 3rd; CB, 3rd
2009	Dustin Ackley, 1B	ABCA, 1st; BA, 1st; CB, 1st; NCBWA, 1st
2009	Brian Moran, P	BA, 3rd
2011	Colin Moran, 3B	ABCA, 1st; BA, 1st; CB, 3rd; PG, 1st
2011	Patrick Johnson, P	PG, 2nd
2012	Kent Emanuel, P	CB, 3rd
2012	Michael Morin, P	CB, 1st; NCBWA, 1st; PG, 1st; ABCA, 3rd; BA, 3rd
2013	Kent Emanuel, P	CB, 1st; PG, 2nd; ABCA, 2nd; NCBWA, 3rd
2013	Colin Moran, 3B	BA, 1st; PG, 1st; ABCA, 1st; NCBWA, 1st; CB, 2nd
2013	Cody Stubbs, 1B	CB, 3rd
2014	Michael Russell, SS	BA, 3rd; CB, 3rd; NCBWA, 3rd

ABCA: Coaches; NCBWA: Writers; BA: Baseball America; CB: Collegiate Baseball/Louisville Slugger; PG: Perfect Game; TSN: The Sporting News; SW: USA Today Sports Weekly

**Dustin Ackley, 1B**  
 3rd, ABCA (2007) • 3rd, Baseball America (2007) •  
 3rd, Collegiate Baseball (2007) • 3rd, NCBWA (2007)  
 3rd, Baseball America (2008)  
 3rd, Collegiate Baseball (2008)  
 1st, ABCA (2009) • 1st, Baseball America (2009) •  
 1st, Collegiate Baseball (2009) • 1st, NCBWA (2009)

Year	AVG	G	AB	R	H	2B	3B	HR	RBI
2007	.402	73	296	70	119	20	3	10	74
2008	.417	68	278	82	116	21	4	7	51
2009	.417	66	266	75	111	18	4	22	73
Totals	.412	207	840	227	346	59	11	39	198

**Russ Adams, SS/3B/2B**  
 1st, Baseball America (2002) • 3rd, NCBWA (2002)

Year	AVG	G	AB	R	H	2B	3B	HR	RBI
2000	.322	50	143	26	46	7	1	0	19
2001	.331	57	239	52	79	13	2	1	41
2002	.370	63	254	75	94	20	3	7	55
Totals	.344	170	636	153	219	40	6	8	115

**Scott Bankhead, P**  
 3rd, ABCA (1983) • 1st, ABCA (1984)  
 1st, Baseball America (1984)

Year	ERA	W-L	SV	G/GS	IP	H	BB	K
1982	4.11	4-3	0	11/11	61.1	58	32	48
1983	2.38	9-0	0	11/11	75.2	54	22	85
1984	1.50	11-0	0	14/14	96.0	65	29	124
Totals	2.47	24-3	0	36/36	233.0	177	83	257

**Scott Bradley, C/3B**  
 2nd, ABCA (1980) • 3rd, ABCA (1981)

Year	AVG	G	AB	R	H	2B	3B	HR	RBI
1979	.309	49	204	28	53	11	3	2	31
1980	.386	56	249	59	96	22	2	10	63
1981	.352	51	216	42	76	11	2	12	50
Totals	.336	156	669	129	225	44	7	24	144

**Andrew Carignan, P**  
 1st, NCBWA (2007) • 2nd, ABCA (2007)  
 3rd, Baseball America (2007)  
 3rd, Collegiate Baseball (2007)

Year	ERA	W-L	SV	G/GS	IP	H	BB	K
2005	3.68	0-0	0	17/0	22.0	20	16	24
2006	3.21	2-3	15	32/0	33.2	18	15	44
2007	1.43	2-1	18	40/0	63.0	39	28	69
Totals	2.35	4-4	33	89/0	118.2	77	59	137

**Emmett Cheek, c**  
 1st, ABCA (1948)  
 Statistics unavailable

**Thad Chrismon, P**  
 1st, Collegiate Baseball (1993)  
 2nd, Collegiate Baseball (1994)

Year	ERA	W-L	SV	G/GS	IP	H	BB	K
1992	3.34	8-3	1	32/5	113.1	109	46	70
1993	2.93	5-3	18	38/1	89.0	66	25	95
1994	2.37	6-2	10	35/0	64.2	46	23	53
1995	2.86	7-4	12	36/0	63.0	60	20	61
Totals	2.95	26-12	41	141/6	330.0	281	114	279



Tim Fedroff



Andrew Carignan

**Jeremy Cleveland, OF**  
 2nd, Collegiate Baseball (2003)

Year	AVG	G	AB	R	H	2B	3B	HR	RBI
2001	.277	55	202	38	56	10	0	2	34
2002	.333	51	171	32	57	11	0	10	31
2003	.410	65	251	74	103	20	1	19	65
Totals	.346	171	624	144	216	41	1	31	130

**Manny DaSilva, C**  
 2nd, Collegiate Baseball (1994)

Year	AVG	G	AB	R	H	2B	3B	HR	RBI
1992	.293	49	164	39	48	14	0	5	30
1993	.339	62	224	45	76	12	3	15	66
1994	.399	55	233	61	93	12	1	14	46
Totals	.349	166	621	145	217	38	4	34	142

**Derrick DePriest, P**  
 2nd, NCBWA (2000) • 3rd, Collegiate Baseball (2000)

Year	ERA	W-L	SV	G/GS	IP	H	BB	K
1997	5.92	1-0	0	9/4	24.1	30	6	13
1998	3.15	7-3	7	44/1	114.1	112	35	76
1999	1.71	7-6	7	36/1	73.2	73	22	72
2000	2.89	4-5	12	35/1	74.2	69	31	66
Totals	2.95	19-14	26	124/7	285.6	284	94	227

**Kent Emanuel, P**  
 3rd, Collegiate Baseball (2012)  
 1st, Louisville Slugger (2013) • 2nd, Perfect Game (2013)  
 2nd, ABCA (2013) • 3rd, NCBWA (2013)

Year	ERA	W-L	SV	G/GS	IP	H	BB	K
2011	2.33	9-1	0	20/16	104.1	96	23	89
2012	1.96	8-4	0	17/16	110.0	91	23	100
2013	3.14	11-5	1	21/18	131.2	121	32	98
Totals	2.52	28-10	1	58/50	346.0	308	78	287

**Steve Estroff, 1B**  
 2nd, Baseball America (1990)

Year	AVG	G	AB	R	H	2B	3B	HR	RBI
1988	.204	25	49	9	10	1	1	2	9
1989	.268	47	138	20	37	10	0	3	18
1990	.389	63	229	51	89	20	3	15	73
1991	.273	42	154	20	42	14	0	2	25
Totals	.312	177	570	100	178	45	4	22	125


**Tim Fedroff, OF**  
 1st, ABCA (2008) • 2nd, Baseball America (2008)  
 2nd, Collegiate Baseball (2008) • 3rd, NCBWA (2008)

Year	AVG	G	AB	R	H	2B	3B	HR	RBI
2007	.344	63	209	48	72	7	5	5	41
2008	.404	67	285	78	115	22	5	12	71
Totals	.379	130	494	126	187	29	10	17	112

**Tyrell Godwin, OF**  
 2nd, NCBWA (2000) • 3rd, Baseball America (2000)  
 3rd, Collegiate Baseball (2000)

Year	AVG	G	AB	R	H	2B	3B	HR	RBI
1998	.337	40	83	19	28	8	2	4	17
1999	.371	58	221	56	82	13	5	7	58
2000	.363	57	226	50	82	6	4	11	67
Totals	.362	155	530	125	192	27	11	22	142





Chris Iannetta

**Connie Gravitte, OF**  
2nd, ABCA (1955)

Year	AVG	G	AB	R	H	2B	3B	HR	RBI
1952	.276	16	58	10	16	4	1	3	13
1953	.285	27	105	22	30	8	3	4	20
1954	.346	23	78	25	27	4	1	6	16
1955	.356	24	87	25	31	6	1	7	15
Totals	.317	90	328	82	104	22	6	20	64

**Adam Greenberg, OF**  
3rd, Baseball America (2002)

Year	AVG	G	AB	R	H	2B	3B	HR	RBI
2000	.386	61	254	69	98	15	7	8	39
2001	.310	57	210	52	65	13	3	2	30
2002	.337	64	267	80	90	17	7	17	57
Totals	.324	182	731	201	253	45	17	27	126

**Bill Haywood, P**  
2nd, ABCA (1964)

Year	ERA	W-L	SV	G/GS	IP	H	BB	K
1963	1.65	6-4	-	16/4	71.0	62	15	62
1964	1.13	10-1	-	16/4	87.1	55	24	83
Totals	1.36	16-5	-	32/8	158.1	117	39	145

**Marshall Hubbard, OF**

1st, USA Today Sports Weekly (2004) • 2nd NCBWA (2004)  
3rd, Baseball America (2004)  
3rd, Collegiate Baseball (2004)

Year	AVG	G	AB	R	H	2B	3B	HR	RBI
2004	.352	64	250	55	88	21	3	17	83
Totals	.352	64	250	55	88	21	3	17	83

**Josh Horton, SS**  
2nd, Baseball America (2006)  
3rd, Collegiate Baseball (2006)

Year	AVG	G	AB	R	H	2B	3B	HR	RBI
2005	.347	58	193	29	67	11	3	2	35
2006	.395	68	271	62	107	17	1	7	59
2007	.335	73	269	66	90	18	6	9	53
Totals	.360	199	733	157	264	46	10	18	147

**Chris Iannetta, C**  
3rd, Baseball America (2004)  
3rd, Collegiate Baseball (2004)

Year	AVG	G	AB	R	H	2B	3B	HR	RBI
2002	.333	51	165	35	55	7	0	9	34
2003	.319	65	232	44	74	13	2	8	55
2004	.336	64	244	61	82	19	0	15	71
Totals	.329	180	641	140	211	39	2	32	160

**Patrick Johnson, P**  
2nd, Perfect Game (2011)

Year	ERA	W-L	SV	G/GS	IP	H	BB	K
2008	4.14	4-1	0	14/7	41.1	41	22	42
2009	3.49	2-2	1	23/7	56.2	46	37	77
2010	3.71	6-3	0	14/14	77.2	86	30	67
2011	2.47	13-2	0	18/17	113.0	85	32	125
Totals	3.24	25-8	1	69/45	288.2	258	121	311

**Dave Lemonds, P**

1st, ABCA (1968) • 1st, The Sporting News (1968)

Year	ERA	W-L	SV	G/GS	IP	H	BB	K
1968	1.49	7-1	-	13/8	72.1	41	39	96
Totals	1.49	7-1	-	13/8	72.1	41	39	96

**Jesse Lewis, C**  
3rd, ABCA (1989)

Year	AVG	G	AB	R	H	2B	3B	HR	RBI
1987	.344	43	122	35	42	12	0	1	18
1988	.317	60	205	47	65	13	0	10	37
1989	.341	60	229	41	78	11	0	6	38
Totals	.333	163	556	123	185	36	0	17	93

**Chris Maples, 3B**

1st, Collegiate Baseball (2002)

2nd, Baseball America (2002)

Year	AVG	G	AB	R	H	2B	3B	HR	RBI
1999	.240	36	25	7	6	0	0	2	11
2000	.306	53	111	21	34	9	1	0	21
2001	.288	57	198	35	57	11	1	7	39
2002	.347	64	274	62	95	24	1	23	79
Totals	.316	210	608	125	192	44	3	32	150

**Cookie Massey, DH**

2nd, Collegiate Baseball (1994) • 2nd, ABCA (1994)

2nd, NCBWA (1994)

Year	AVG	G	AB	R	H	2B	3B	HR	RBI
1993	.283	62	223	44	63	12	0	18	50
1994	.345	46	197	56	68	17	0	22	49
Totals	.312	108	420	100	131	29	0	40	99

**Andrew Miller, P**

1st, ABCA (2006) • 1st Baseball America (2006)

1st, Collegiate Baseball (2006) • 1st, NCBWA (2006)

Year	ERA	W-L	SV	G/GS	IP	H	BB	K
2004	2.93	6-3	0	18-15	89.0	64	48	88
2005	2.98	8-4	0	16-16	96.2	78	52	104
2006	2.48	13-2	1	20-18	123.1	100	40	133
Totals	2.77	27-9	1	54-49	309.0	242	140	325

**Jim Mooring, OF**

1st, ABCA (1961)

Year	AVG	G	AB	R	H	2B	3B	HR	RBI
1961	.427	19	75	13	32	4	3	3	21
Totals	.427	19	75	13	32	4	3	3	21

**Brian Moran, P**

3rd, BA (2009)

Year	ERA	W-L	SV	G/GS	IP	H	BB	K
2007	3.38	0-0	0	13/0	8.0	6	1	7
2008	2.76	1-2	2	40/0	49.0	45	17	72
2009	2.31	7-1	4	36/0	66.1	47	8	90
Totals	2.55	8-3	6	89/0	123.1	98	26	169

**Colin Moran, 3B**

1st, ABCA (2011), 1st, Baseball America (2011),

1st, Perfect Game (2011), 3rd, Collegiate Baseball (2011)

1st, Baseball America (2013) • 1st, Perfect Game (2013)

1st, NCBWA (2013) • 1st, ABCA (2013) • 2nd, Louisville Slugger (2013)

Year	AVG	G	AB	R	H	2B	3B	HR	RBI
2011	.335	67	248	46	83	20	2	9	71
2012	.365	41	170	30	62	11	1	3	35
2013	.345	71	281	76	97	11	3	13	91
Totals	.346	179	699	152	242	42	6	25	197

**Michael Morin, P**

1st, Collegiate Baseball (2012), 1st, NCBWA (2012),

1st, Perfect Game (2012), 3rd ABCA (2012),


3rd, Baseball America (2012)

Year	ERA	W-L	SV	G/GS	IP	H	BB	K
2010	5.45	5-3	3	24/1	39.2	47	14	43
2011	4.64	4-2	10	32/6	64.0	63	18	66
2012	1.40	6-4	19	38/0	58.0	38	19	55
Totals	3.67	15-9	32	147	161.2	148	51	164

**Greg Norris, P**

1st, ABCA (1978)

Year	ERA	W-L	SV	G/GS	IP	H	BB	K
1977	2.64	4-0	-	9/7	61.4	40	31	64
1978	1.75	14-2	-	16/16	133.2	78	65	118
1979	4.18	5-4	-	15/8	60.1	52	49	55
Totals	2.54	23-6	-	40/31	255.1	170	145	237



Greg Norris

**Jim Raugh, P**

3rd, ABCA (1957)

Year	ERA	W-L	SV	G/GS	IP	H	BB	K
1955	2.70	5-5	-	12	82.0	71	27	61
1956	2.71	6-4	-	14	80.0	62	31	59
1957	1.81	7-3	-	13	93.2	58	28	81
Totals	2.39	18-12	-	39	255.2	191	86	201

**Brian Roberts, SS**

2nd, NCBWA (1997) • 3rd, Collegiate Baseball (1997)

1st, NCBWA (1998) • 2nd, Collegiate Baseball (1998)

2nd, The Sporting News (1998)

Year	AVG	G	AB	R	H	2B	3B	HR	RBI
1997	.427	60	239	63	102	24	1	8	44
1998	.353	65	258	79	91	21	2	13	49
Totals	.388	125	497	142	193	45	3	21	93

**Michael Russell, SS**

3rd, Collegiate Baseball (2014) • 3rd, Baseball America (2014)

3rd, NCBWA (2014)

Year	AVG	G	AB	R	H	2B	3B	HR	RBI
2012	.269	62	223	40	60	14	1	0	24
2013	.298	70	265	56	79	10	3	2	39
2014	.339	60	230	43	78	20	2	4	32
Totals	.302	192	718	139	217	44	6	6	95

**Rip Ryan, ss**

1st, ABCA (1949)

Year	AVG	G	AB	R	H	2B	3B	HR	RBI
1947	N/A								
1948	N/A								
1949	.359	-	117	29	42	6	8	1	25

**Kyle Seager, 2B**

2nd, NCBWA (2008) • 3rd, Collegiate Baseball (2008)

Year	AVG	G
------	-----	---





**Brian Roberts**

**Baseball America  
National Player of the Year**  
2006 Andrew Miller

**Rivals.com  
National Player of the Year**  
2009 Dustin Ackley

**The Sporting News  
National Player of the Year**  
1968 Dave Lemonds  
1985 B.J. Surhoff

**Roger Clemens Award**  
2006 Andrew Miller

**National Freshman of the Year**  
1997 Brian Roberts  
(Baseball America, Collegiate Baseball)  
2007 Dustin Ackley  
(Baseball America, Collegiate Baseball, Rivals)  
2011 Colin Moran  
(Baseball America, Perfect Game)

**Baseball America  
National Coach of the Year**  
2008 Mike Fox

**CoSIDA Academic All-America**  
2000 Chris Elmore (2nd)  
Tyrell Godwin (2nd)  
2009 Adam Warren (3rd)

**Baseball America  
Freshman All-America**  
1986 Darin Campbell, SS (1st)  
1987 Michael Hoog, SP (2nd)  
1990 Paul Shuey, RP (1st)  
1997 Brian Roberts, SS (1st)  
2000 Adam Greenberg, OF (1st)  
2002 Chris Iannetta, C (2nd)  
2004 Daniel Bard, SP (2nd)  
Andrew Miller, SP (2nd)  
2006 Tim Federowicz, C (1st)  
2007 Dustin Ackley, 1B (1st)  
Tim Fedroff, OF (2nd)  
2011 Colin Moran, 3B (1st)  
Kent Emanuel, SP (1st)  
2012 Benton Moss, SP (1st)  
2013 Skye Bolt, OF (1st)  
Landon Lassiter, DH (1st)  
Trent Thornton, P (1st)

**Collegiate Baseball Freshman  
All-America**  
1990 Paul Shuey, P (HM)  
1991 Jay Johnson, P (HM)

- 1993 Crandel Coltrane, IF (HM)
- 1996 Jarrett Shearin, OF (HM)
- 1997 Brian Roberts, SS  
Mike Bynum, SP (HM)  
Dan Moylan, C  
Ryan Earey, 3B  
Ryan Snare, SP (HM)
- 2000 Adam Greenberg, OF
- 2002 Garry Bakker, SP (HM)  
Chris Iannetta, C (HM)
- 2003 Adam Kalkhof, SP
- 2004 Daniel Bard, SP
- 2005 Chad Flack, 1B  
Josh Horton, SS  
Seth Williams, OF
- 2006 Tim Federowicz, C
- 2007 Dustin Ackley, 1B  
Tim Fedroff, OF
- 2008 Colin Bates, RP  
Matt Harvey, SP  
Levi Michael, 2B
- 2009 Brian Goodwin, OF
- 2010 Colin Moran, 3B
- 2011 Benton Moss, SP
- 2012 Skye Bolt, OF
- 2013 Landon Lassiter, DH  
Trent Thornton, P

**NCBWA Freshman All-America**

- 2008 Colin Bates, RP (1st)  
Matt Harvey, SP (2nd)
- 2009 Levi Michael, 2B (2nd)
- 2011 Colin Moran, 3B (1st)
- 2012 Benton Moss, SP (2nd)
- 2013 Skye Bolt, OF (1st)  
Landon Lassiter, DH (1st)  
Trent Thornton, P (1st)

**NCBWA District Player of the Year**

- 2007 Dustin Ackley

**ABCA All-Atlantic Region\***

- 2006 Josh Horton, SS (1st)  
Andrew Miller, P (1st)
- 2007 Dustin Ackley, 1B (1st)  
Andrew Cbaarignan, P (1st)  
Josh Horton, SS (2nd)  
Adam Warren, P (2nd)
- 2008 Tim Fedroff, OF (1st)  
Alex White, P (1st)  
Dustin Ackley, 1B (2nd)  
Kyle Seager, 2B (2nd)  
Rob Wooten, RP (2nd)
- 2009 Dustin Ackley, 1B (1st)  
Alex White, SP (2nd)
- 2010 Matt Harvey, SP (2nd)
- 2011 Colin Moran, 3B (1st)  
Levi Michael, SS (2nd)
- 2012 Kent Emanuel, SP (1st)  
Michael Morin, P (1st)
- 2013 Kent Emanuel, SP (1st)  
Colin Moran, 3B (1st)
- 2014 Michael Russell, SS (2nd)

**ABCA Atlantic Region Coach of the Year**

- 1989 Mike Roberts
- 2006 Mike Fox
- 2007 Mike Fox
- 2008 Mike Fox


**All-College World Series Team**

- 1978 Mike Fox, 2B
- 2006 Jay Cox, OF  
Tim Federowicz, C  
Josh Horton, SS
- 2007 Dustin Ackley, 1B  
Andrew Carignan, P  
Tim Fedroff, OF
- 2008 Dustin Ackley, 1B  
Tim Fedroff, OF  
Alex White, P
- 2009 Dustin Ackley, 1B  
Kyle Seager, 3B
- 2013 Brian Holberton, C/OF  
Colin Moran, 3B

1st - 1st Team, 2nd - 2nd Team, HM - Honorable Mention \*ABCA records are incomplete.



**Josh Horton**



**Paul Shuey**



**Kyle Seager**





**ACC 50th Anniversary Team**

Scott Bankhead  
 Scott Bradley  
 B.J. Surhoff  
 Walt Weiss

**ACC Player of the Year**

1970 Eddie Hill  
 1978 Greg Norris  
 1979 Jim Atkinson  
 1980 Scott Bradley  
 1998 Brian Roberts  
 2009 Dustin Ackley  
 2013 Colin Moran

**ACC Pitcher of the Year**

2006 Andrew Miller  
 2008 Alex White  
 2013 Kent Emanuel

**ACC Freshman of the Year**

1997 Brian Roberts  
 2000 Adam Greenberg  
 2004 Daniel Bard  
 2007 Dustin Ackley  
 2011 Colin Moran

**ACC Coach of the Year**

1964 Walter Rabb  
 1989 Mike Roberts


**ACC Athlete of the Year**

1966 Danny Talbott  
 1985 B.J. Surhoff

**All-Atlantic Coast Conference**

1954 (1st) Connie Gravitte, OF  
 (2nd) Joe Mosier, 1B; Fred Dale, SS;  
 Joe Morgan, P  
 1955 (1st) Harry Lloyd, UT; Connie Gravitte, OF  
 (2nd) Albert Long, UT; Jim Raugh, P  
 1956 (2nd) Chuck Hartman, 2B; Jim Raugh, P  
 1957 (1st) Dick Hudson, UT; Jim Raugh, P  
 (2nd) Don Lewis, 2B; Jim Legette, C  
 1958 (1st) Carson Oldham, 2B; Gerald Griffin,  
 UT; Wayne Young, P  
 (2nd) Alton Pons, 3B  
 1959 (2nd) Harold Workman, SS;  
 John Burgwyn, OF; Wayne Young, P  
 1960 (1st) Ferg Norton, 3B; Gerald Griffin, OF;  
 John Burgwyn, OF; Wayne Young, P  
 1961 (1st) Ferg Norton, 3B; Jim Mooring, OF  
 (2nd) Len Dellolio, 1B; Paul Swing, UT;  
 Nick Warren, P  
 1962 (1st) Paul Swing, 2B  
 (2nd) Buddy Tilden, OF; Heyward Hull, OF  
 1963 (2nd) Heyward Hull, OF  
 1964 (1st) Jim Speight, SS; Ken Willard, OF;  
 Bill Haywood, P

1965 (1st) Danny Talbott, 1B; Dick Prindle, 2B  
 1966 (1st) Danny Talbott, 1B; Danny Walker, P;  
 Charlie Carr, OF  
 1967 (1st) Charlie Carr, OF; Garry Hill, P  
 (2nd) Danny Talbott, 1B/3B; Charlie  
 Thomas, 2B; Skip Hull, C  
 1968 (1st) Skip Hull, C; Charlie Carr, OF;  
 Dave Lemonds, P  
 (2nd) Ron Lemonds, 3B  
 1969 (1st) Tom Buskey, P; Eddie Hill, 1B;  
 Skip Hull, C  
 (2nd) Charlie Thomas, 2B;  
 Ron Lemonds, 3B  
 1970 (1st) Eddie Hill, 1B; Mike Roberts, C  
 (2nd) Eddie Hill, P-OF  
 1971 (1st) Mike Roberts, C  
 (2nd) Jack Gillis, OF; Bobby Elliot, 3B;  
 Jim Chamberlain, P  
 1972 (1st) Mike Roberts, C  
 (2nd) Bobby Guthrie, 3B; Dale Lydecker,  
 OF; Mike Merritt, P; Jim Chamberlain, P  
 1973 (1st) Mike Merritt, P  
 (2nd) Jack Leachman, 1B  
 1974 (1st) Bobby Guthrie, 2B; Dale Lydecker,  
 OF; Mike Merritt, P  
 (2nd) Bill Paschall, P  
 1975 (1st) Chris Knepp, C  
 (2nd) Steve Rackley, 2B; Bill Paschall, P;  
 Mike Merritt, P  
 1976 (1st) Steve Rackley, OF  
 (2nd) Early Jones, OF; Bill Paschall, P  
 1977 (1st) Randy Warrick, 3B  
 (2nd) Jim Rouse, DH  
 1978 (1st) Greg Norris, P; Jim Atkinson, 3B  
 1979 (1st) Roy Clark, 2B; Jim Atkinson, 3B  
 (2nd) Bill Gallagher, P  
 1980 (1st) Scott Bradley, 3B; Dwight Lowry, C;  
 Lloyd Brewer, DH  
 (2nd) P.J. Gay, OF; Mark Ochal, P  
 1981 (1st) Scott Bradley, C; Joe Reto, DH  
 (2nd) Joe Reto, 1B; Chris Pittaro, SS; Greg  
 Schuler, OF; Drex Roberts, OF;  
 Mark Ochal, P  
 1982 (1st) Pete Kumiega, 1B  
 (2nd) Chris Pittaro, SS; Greg Schuler, OF  
 1983 (1st) Scott Bankhead, P; B.J. Surhoff, C;  
 Drex Roberts, DH  
 (2nd) Jeff Hubbard, 3B; Walt Weiss, SS;  
 Pete Kumiega, 1B  
 1984 (1st) Walt Weiss, SS; Jeff Hubbard, 3B;  
 Todd Wilkinson, OF; B.J. Surhoff, C;  
 Scott Bankhead, P  
 (2nd) Roger Williams, P; B.J. Surhoff, DH  
 1985 (1st) Scott Johnson, OF; B.J. Surhoff, C;  
 Walt Weiss, SS; Roger Williams, P  
 1986 (1st) Scott Johnson, OF  
 (2nd) Devy Bell, OF  
 1988 (2nd) Jesse Levis, C; Ron Maurer, SS  
 1989 (1st) Jesse Levis, C  
 (2nd) Ron Maurer, SS; John Thoden, P  
 1990 (1st) Steve Estroff, 1B; Ron Maurer, SS;  
 Paul Shuey, RP  
 (2nd) Dave Arendas, 2B;  
 Jim Dougherty, SP; Brad Woodall, RP  
 1991 (1st) Brad Woodall, UT



1993 (1st) Cookie Massey, DH  
 (2nd) Thad Chrismon, RP; Chad Holbrook,  
 OF; Keith Grunewald, SS  
 1994 (1st) Cookie Massey, DH;  
 Thad Chrismon, RP  
 (2nd) Manny DaSilva, C  
 1995 (2nd) Thad Chrismon, RP  
 1996 (1st) Michael Stoner, 1B  
 (2nd) Corey Richardson, RP  
 1997 (1st) Brian Roberts, SS  
 (2nd) Mike Bynum, SP; Rodney Nye, UT  
 1998 (1st) Brian Roberts, SS;  
 Jarrett Shearin, OF  
 (2nd) Chris LaMarsh, DH  
 1999 (1st) Tyrell Godwin, OF; Dan Moylan, C  
 (2nd) Derrick DePriest, RP;  
 Chris LaMarsh, DH; Jarrett Shearin, OF  
 2000 (1st) Derrick DePriest, RP  
 (2nd) Ryan Earey, 1B/DH/P;  
 Tyrell Godwin, OF; Adam Greenberg, OF;  
 Ryan Snare, P  
 2001 (1st) Russ Adams, 2B  
 (2nd) Jason Howell, UT  
 2002 (1st) Adam Greenberg, OF;  
 Chris Maples, UT  
 (1st) Jeremy Cleveland, OF  
 (2nd) Ryan Blake, AL; Sean Farrell, OF;  
 Chad Prosser, AL  
 2003 (1st) Daniel Bard, SP; Marshall Hubbard,  
 OF; Chris Iannetta, C  
 (2nd) Greg Mangum, AL; Andrew Miller, SP  
 2004 (1st) Robert Woodard, SP  
 (2nd) Chad Flack, 1B; Josh Horton, SS;  
 Andrew Miller, SP  
 2005 (1st) Jay Cox, OF; Josh Horton, SS;  
 Andrew Miller, SP  
 (2nd) Robert Woodard, SP  
 2006 (1st) Dustin Ackley, 1B; Andrew Carignan,  
 RP; Josh Horton, SS  
 (2nd) Tim Federowicz, DH/UT;  
 Tim Fedroff, OF; Reid Fronk, OF;  
 Robert Woodard, SP  
 2007 (1st) Tim Fedroff, OF; Alex White, SP  
 (2nd) Dustin Ackley, 1B; Tim Federowicz, C;  
 Kyle Seager, 2B; Rob Wooten, RP  
 2008 (1st) Dustin Ackley, 1B; Kyle Seager, 3B;  
 Alex White, SP  
 (2nd) Brian Moran, RP; Adam Warren, SP  
 (1st) Matt Harvey, SP  
 2009 (1st) Colin Moran, 3B  
 (2nd) Tommy Coyle, 2B; Levi Michael, SS;  
 Patrick Johnson, SP  
 2010 (1st) Kent Emanuel, SP; Michael Morin, RP  
 (2nd) Brian Holberton, DH; Jacob Stallings, C  
 2011 (1st) Kent Emanuel, SP; Colin Moran, 3B;  
 Cody Stubbs, 1B  
 (2nd) Skye Bolt, OF; Trent Thornton, P  
 2012 (1st) Reilly Hovis, RP  
 (2nd) Michael Russell, SS; Trent Thornton,  
 SP  
 (3rd) Tom Zengel, DH/UT

AL - At-large selection



Michael Morin



**Francis "Tripp" Bourne Award  
Most Dedicated Player**

- 1970 Bobby Elliott
- 1971 Jim Rhodes
- 1972 Tom Gillis
- 1973 Bobby Guthrie
- 1974 Jim Baldwin
- 1975 Bill Paschall
- 1976 Mike Fox
- 1977 Brad Lloyd
- 1978 Roy Clark
- 1979 Scott Bradley
- 1980 Scott Bradley
- 1981 Tom Daily
- 1982 Pete Kumiega
- 1983 Kenny Anderson
- 1984 Todd Wilkinson
- 1985 Walt Weiss
- 1986 Devy Bell
- 1987 Devy Bell
- 1988 Jesse Levis, Tom Nevin
- 1989 Jesse Levis
- 1990 Todd Nichols
- 1991 Mark Kingston
- 1992 Cy Richardson
- 1993 Michael Jerzembeck
- 1994 Ethan Stein
- 1995 Crandel Coltrane, Ethan Stein
- 1996 Crandel Coltrane, Jeremy Sessoms
- 1997 Justin Raniszkeski
- 1998 Richie Grimsley
- 1999 Dan Moylan
- 2000 B.J. Finnerty
- 2001 Bart Walker
- 2002 Sean Farrell
- 2003 Ryan Blake, Mark Griffin
- 2004 Mark Griffin
- 2005 Jonathan Hovis
- 2006 Mike McKee
- 2007 Reid Fronk, Adam Warren, Seth Williams
- 2008 Entire Pitching Staff
- 2009 Garrett Gore
- 2010 Colin Bates, Mike Cavasinni
- 2011 Bryant Gaines, Jacob Stallings
- 2012 R.C. Orlan, Jacob Stallings
- 2013 Chris Munnely, Brian Holberton, Michael Russell
- 2014 Tom Zengel


**S.H. Basnight Award  
Most Valuable Player/Pitcher**

- 1957 Al Pons
- 1958 Jim Raugh
- 1959 John Burgwyn
- 1960 Wayne Young
- 1961 Tommy Camp
- 1962 David Murr
- 1963 Roland Tilden
- 1964 Jim Speight
- 1965 Charles Flemming
- 1966 Robert Walker
- 1967 Danny Talbott
- 1968 Charlie Carr
- 1969 Floyd Hull
- 1970 Eddie Hill
- 1971 Bobby Elliott
- 1972 Mike Roberts
- 1973 Jack Leachman
- 1974 Bobby Guthrie
- 1975 Bruce Arrowood
- 1976 Bill Paschall
- 1977 Randy Warrick
- 1978 Matt Wilson
- 1979 Jim Atkinson
- 1980 James Parks
- 1981 Scott Bradley
- 1982 Chris Pittaro
- 1983 Pete Kumiega
- 1984 Scott Bankhead
- 1985 B.J. Surhoff
- 1986 Devy Bell
- 1987 Howard Freiling
- 1988 Tom Nevin, Michael Hoog
- 1989 John Thoden
- 1990 Ron Maurer, Jim Dougherty
- 1991 Brad Woodall
- 1992 Chad Holbrook, Paul Shuey
- 1993 Chad Holbrook, Thad Chrismon
- 1994 Manny DaSilva, Cookie Massey, Brian Willman
- 1995 David Boone, Michael Stoner, Sean Murphy
- 1996 Michael Stoner, Ethan Stein
- 1997 Brian Roberts, Rodney Nye, Scott McAllister
- 1998 Brian Roberts, Derrick DePriest
- 1999 Tyrell Godwin, Derrick DePriest
- 2000 Adam Greenberg, Ryan Snare
- 2001 Russ Adams, Jason Howell
- 2002 Chris Maples, Scott Autrey
- 2003 Jeremy Cleveland, Daniel Moore
- 2004 Chris Iannetta, Michael Gross
- 2005 Chad Flack, Robert Woodard
- 2006 Chad Flack, Josh Horton, Jonathan Hovis, Andrew Miller
- 2007 Dustin Ackley, Andrew Carignan, Robert Woodard
- 2008 Dustin Ackley, Tim Fedroff, Alex White
- 2009 Dustin Ackley, Kyle Seager, Adam Warren, Alex White
- 2010 Levi Michael, Matt Harvey
- 2011 Colin Moran, Patrick Johnson
- 2012 Colin Moran; Kent Emanuel, Michael Morin
- 2013 Cody Stubbs, Colin Moran; Kent Emanuel, Trent Thornton
- 2014 Michael Russell; Reilly Hovis



Jacob Stallings

Hobbs Johnson



**Walter Rabb Award  
Most Improved Player**

- 1978 Lloyd Brewer
- 1979 Bill Musser
- 1980 Paul Gay
- 1981 Chris Kahler
- 1982 Tom Daily
- 1983 Jeff Hubbard, Todd Wilkinson
- 1984 Bill Douglas
- 1985 Scott Johnson
- 1986 Paul Devlin
- 1987 Howard Freiling, Darrin Campbell
- 1988 Chris Lauria, Ron Maurer
- 1989 Brad Woodall
- 1990 Steve Estroff
- 1991 Matt Wooten
- 1992 Chris Cox
- 1993 Manny DaSilva
- 1994 Manny DaSilva
- 1995 Richie Grimsley, Jim Wallace
- 1996 Corey Richardson
- 1997 Gregg Donohue
- 1998 Jarrett Shearin
- 1999 Clay Hooper
- 2000 Chris Elmore
- 2001 Brandon Russell
- 2002 Michael Gross, Jeremy Cleveland
- 2003 Scott Senatore
- 2004 Ross Cook, Jonathan Hovis
- 2005 Justin Webb
- 2006 Jay Cox, Benji Johnson
- 2007 Garrett Gore, Rob Wooten
- 2008 Brian Moran, Kyle Seager
- 2009 Ben Bunting
- 2010 Greg Holt, Jacob Stallings
- 2011 Chaz Frank, R.C. Orlan
- 2012 Parks Jordan, Hobbs Johnson
- 2013 Cody Stubbs
- 2014 Alex Raburn





Tim Federowicz played with the U.S. National Team that went 28-2-1 en route to the FISU World Championship in 2006. He drove in seven runs and struck out 10 in 5 2/3 innings on the mound.

**Carolina’s U.S. National Team Players**

- 1955 Bill Lore, Pan American Games
- 1959 Ferg Norton, Pan American Games
- 1975 Chris Knepp, Pan American Games
- 1978 Greg Norris, World Championships
- 1980 Scott Bradley, World Championships
- 1982 Brad Powell, World Championships
- Howard McCullough, (Coach) All-Star Tour
- 1984 Scott Bankhead, Olympic Games
- B.J. Surhoff, Olympic Games
- Roger Williams, World Championships
- 1985 Scott Johnson, Intercontinental Cup
- Matt Merullo, Intercontinental Cup
- 1986 Jesse Levis, U.S. Olympic Festival & Junior World Championships
- 1987 Kreg Gresham, U.S. Olympic Festival & Junior World Championships
- 1988 Jesse Levis, Harbor Tournament (Taiwan)
- 1989 Donnie Leshnock, U.S. Olympic Festival
- Brad Woodall, Presidential Cup (Taiwan)
- 1991 Donnie Leshnock, Pre-Pan American Games Tour
- Paul Shuey, Pan American Games
- 1993 Jim Wallace, U.S. Olympic Festival
- A.Y. Yoder, U.S. Olympic Festival
- 1995 Chris Elmore, U.S. Olympic Festival
- 1997 Brian Roberts, U.S. National Team
- Ryan Snare, U.S. National Team Trials
- 1999 Tyrell Godwin, U.S. National Team
- 2000 Adam Greenberg, U.S. National Team Trials
- 2003 Daniel Bard, U.S. Junior National Team
- 2004 Daniel Bard, U.S. National Team
- 2006 Tim Federowicz, U.S. National Team
- 2013 Skye Bolt, U.S. Collegiate National Team

**Tar Heels In Summer Baseball**

Each year, Carolina has a long standing tradition of placing its players in the most prestigious wooden bat summer leagues in the country, including the Cape Cod League and the Coastal Plain League. This past summer, the Tar Heels placed two players with the famed Chatham Athletics on the Cape.

“(Carolina) has been gracious enough to make sure we get quality kids,” Chatham manager John Schiffner said. “We reciprocate by treating them well. There’s Carolina blue in Chatham blue and vice versa.”

“(The Cape) is such a classy league,” UNC head coach Mike Fox said. “The coaches up here really understand what their purpose is and why the kids are here. They don’t abuse them and they treat them with respect. There really are no negatives to the Cape Cod League.”

The Tar Heels also place a number of players in the Coastal Plain League, which features teams throughout North Carolina, South Carolina and Virginia. Carolina also sends players to the Northwoods League which features teams throughout Minnesota, Wisconsin, Iowa, Michigan and Canada, and the Cal Ripken League, among others.

**2014 Summer Placements**

**Cape Cod Baseball League**

- Zac Gallen, Chatham
- Landon Lassiter, Chatham
- Skye Bolt, Harwich
- Korey Dunbar, Orleans
- Reilly Hovis, Orleans
- Trent Thornton, Orleans

**Cal Ripken League**

- Tyler Ramirez, Baltimore
- Zach Rice, Baltimore

**Southern Collegiate League**

- Michael Massardo, Charlotte

**Sun Belt League**

- Jack Geraghty, Windward

**Florida Collegiate League**

- Spencer Trayner, Winter Park

**Coastal Plain League**

- Adam Pate, Wilson
- Alex Raburn, Wilmington

**Northwoods League**

- Adrian Chacon, La Crosse
- A.J. Bogucki, Madison
- Joe Dudek, Madison



Colin Moran was a Cape Cod League All-Star in 2012.



**Draft Results & Signings (since 1965)**

- 1966 Danny Talbott, Orioles
- 1967 Garry Hill, Braves  
Mike Flanagan, Astros
- 1968 Dave Lemonds, Cubs (1 - 1st overall)  
Charlie Carr, Mets (38)  
Bruce Bolick, Pirates
- 1969 Tom Buskey, Indians
- 1970 Eddie Hill, Reds (14)  
Pres Ruddell, Twins
- 1971 Greg Pavlick, Mets (2)  
Larry Kiser, Phillies (3)
- 1972 Mickey Hickerson, White Sox (2)  
Mike Roberts, Royals (34)
- 1973 Jim Chamberlain, Phillies
- 1974 John Danneman, Independent  
Dale Lydecker, Mets
- 1975 Mike Merritt, Angels (12)
- 1976 Bill Paschall, Royals (3)  
Steve Rackley, Cubs
- 1978 Dave Barnett, Expos  
Kevin Haerberle, Twins
- 1979 Blaine Smith, Astros (16)  
Jim Atkinson, Royals (20)  
Roy Clark, Mariners (24)  
Monte DeRatt, Blue Jays  
Greg Norris, Braves  
Greg Robinson, Rangers
- 1980 Dwight Lowry, Tigers (11)  
David Kirk, Padres (34)  
Shayne Hammond, Dodgers
- 1981 Scott Bradley, Yankees (3)  
Craig Shumock, Padres (8)  
Mark Ochal, Padres (12)  
James Parks, Cardinals  
Eddie Waynick, Red Sox
- 1982 Chris Pittaro, Tigers (6)  
Dave Droschak, Cardinals
- 1983 Drex Roberts, Blue Jays (7)  
Pete Kumiega, Cubs  
Greg Schuler, Orioles
- 1984 Scott Bankhead, Royals (1 - 16th overall)  
Jeff Hubbard, Orioles  
Chris Kahler, Indians  
Jim Thrift, Athletics  
Todd Wilkinson, Expos (15)
- 1985 B.J. Surhoff, Brewers (1 - 1st overall)  
Walt Weiss, Athletics (1 - 11th overall)  
Blaine Deabenderfer, A's (1 - sec. phase)  
Roger Williams, Cubs (4)  
Steve McGuire, Angels (10)  
Brad Powell, Orioles (15)  
Greg Karpuk, Indians (18)  
Tim McGee, Red Sox
- 1986 Matt Merullo, White Sox (7)  
Gordon Douglas, Giants (13) *DNS*  
Scott Johnson, Indians (21)



Colin Moran was the 19th Tar Heel to become a first round draft selection when the Miami Marlins drafted Moran sixth overall in the 2013 MLB Draft.

- Bill Robinson, Mets (23)  
Tim Kirk, Pirates (30)
- 1987 Howard Freiling, Dodgers (8)  
David Trautwein, Mets (22)  
Doug Torborg, Pirates (27)  
Todd Kopczynski, Rangers (37)  
Paul Devlin, Red Sox
- 1988 Darin Campbell, Indians (22)
- 1989 Jesse Levis, Indians (4)  
Scott Lodgek, Mariners (7)  
John Thoden, Expos (11)
- 1990 Ron Maurer, Dodgers (23)  
Michael Hoog, Braves
- 1991 Jim Dougherty, Astros (26)  
Brad Woodall, Braves
- 1992 Paul Shuey, Indians (1 - 2nd overall)  
Donnie Leshnock, Yankees (5)  
Mark Kingston, Brewers (41)
- 1993 Michael Jerzembeck, Yankees (5)  
Keith Grunewald, Rockies (12)  
Derek Manning, Athletics (26)  
Chris Cox, Braves (32)
- 1994 Manny DaSilva, Athletics (18)  
Chris Madonna, Mets
- 1995 Sean Murphy, Rockies (31)  
Brian Willman, Reds (31) *DNS*  
Thad Chrismon, Braves  
Hanes Torbett, Mets
- 1996 Ethan Stein, Royals (12)  
Brian Whitlock, Indians (28)  
Mike Stoner, Diamondbacks
- 1997 Jim Wallace, Astros (16)  
Brett Kaplan, Pirates (43)
- 1998 Jarrett Shearin, Mariners (11) *DNS*
- 1999 Kyle Snyder, Royals (1 - 7th overall)  
Mike Bynum, Padres (1 - supplemental)  
Brian Roberts, Orioles (1 - supplemental)  
Jarrett Shearin, Royals (14)
- 2000 Tyrell Godwin, Rangers (1 - sup.) *DNS*  
Ryan Snare, Reds (2)  
Eric Henderson, Brewers (4)  
Ryan Earey, Padres (6)  
Dan Moylan, Cardinals (8)  
Derrick DePriest, Expos (17)  
Chris Elmore, Red Sox (17)  
Clay Hooper, Yankees
- 2001 Tyrell Godwin, Blue Jays (3)  
Jason Howell, Red Sox  
Ralph Roberts, Braves
- 2002 Russ Adams, Blue Jays (1 - 14th overall)  
Chris Maples, Tigers (6)  
Scott Autrey, Devil Rays (7)  
Adam Greenberg, Cubs (9)
- 2003 Daniel Moore, Padres (2)  
Jeremy Cleveland, Rangers (8)  
Ryan Blake, Marlins (22)  
Sean Farrell, Athletics (25)  
Chad Prosser, Astros (28)  
Sammy Hewitt, Rangers (34) *DNS*
- 2004 Chris Iannetta, Rockies (4)  
Marshall Hubbard, Mariners (8)  
Garry Bakker, White Sox (11)  
Kevin Brower, Tigers (33)  
Michael Gross, Cardinals (33)
- 2005 Bo Dickerson, Cardinals  
Mike Daniel, Nationals (7)  
Justin Webb, Marlins (23)  
Matt Ellington, Marlins  
Adam Kalkhof, Royals
- 2006 Andrew Miller, Tigers (1 - 6th overall)  
Daniel Bard, Red Sox (1 - 28th overall)  
Jay Cox, Rockies (22)  
Robert Woodard, Cardinals (48) *DNS*
- 2007 Jonathan Hovis, Yankees  
Josh Horton, Athletics (2)  
Luke Putkonen, Tigers (3)  
Andrew Carignan, Athletics (5)  
Reid Fronk, Rays (7)  
Benji Johnson, Braves (17)  
Robert Woodard, Padres (20)
- 2008 Tim Fedoroff, Indians (7)  
Tim Federowicz, Red Sox (7)  
Rob Wooten, Brewers (13)  
Tyler Trice, Rockies (21)  
Adam Warren, Indians (36) *DNS*  
Seth Williams, Mets (40)  
Kyle Shelton, White Sox
- 2009 Dustin Ackley, Mariners (1 - 2nd overall)  
Alex White, Indians (1 - 15th overall)  
Kyle Seager, Mariners (3)  
Mark Fleury, Reds (4)  
Adam Warren, Yankees (4)  
Brian Moran, Mariners (7)  
Colin Bates, Athletics (37) *DNS*
- 2010 Matt Harvey, Mets (1 - 7th overall)  
Nate Striz, Indians (22)  
Colin Bates, Nationals (23)
- 2011 Levi Michael, Twins (1 - 30th overall)  
Greg Holt, Nationals (8)  
Jesse Wierzbicki, Astros (24)  
Patrick Johnson, Rockies (25)  
Jacob Stallings, Reds (42) *DNS*
- 2012 Jacob Stallings, Pirates (7)  
Michael Morin, Angels (13)  
Cody Penny, Indians (16)  
Tommy Coyle, Rays (16)  
R.C. Orlan, Nationals (30)
- 2013 Colin Moran, Marlins (1 - 6th overall)  
Kent Emanuel, Astros (3)  
Cody Stubbs, Royals (8)  
Brian Holberton, Astros (9)  
Hobbs Johnson, Milwaukee (14)  
Chaz Frank, Blue Jays (20)
- 2014 Michael Russell, Rays (5)  
Benton Moss, Giants (15) *DNS*  
Landon Lassiter, Rockies (28) *DNS*  
Luis Paula, Pirates (31)

*Teams listed are the organizations with which the players first signed. The numbers following the teams are draft rounds. DNS - Did not sign*



Dustin Ackley was the No. 2 overall pick by the Seattle Mariners in the 2009 draft.



**Dustin Ackley, Seattle Mariners**

Year Team	AVG	G	AB	R	H	2B	3B	HR	RBI
2011 SEA	.273	90	333	39	91	16	7	6	36
2012 SEA	.226	153	607	84	137	22	2	12	50
2013 SEA	.253	113	384	40	97	18	2	4	31
2014 SEA	.245	143	502	64	123	27	4	14	65
<b>Totals</b>	<b>.245</b>	<b>499</b>	<b>1826</b>	<b>227</b>	<b>448</b>	<b>83</b>	<b>15</b>	<b>36</b>	<b>182</b>

**Daniel Bard, Boston Red Sox**

Year Team	ERA	W-L	SV	G/GS	IP	H	BB	K
2009 BOS	3.65	2-2	1	49/0	49.1	41	22	63
2010 BOS	1.93	1-2	3	73/0	74.2	45	30	76
2011 BOS	3.33	2-9	1	70/0	73.0	46	24	74
2012 BOS	6.22	5-6	0	17/10	59.1	60	43	38
2013 BOS	9.00	0-0	0	2/0	1.0	1	2	1
<b>Totals</b>	<b>3.67</b>	<b>10-19</b>	<b>5</b>	<b>211/10</b>	<b>257.1</b>	<b>193</b>	<b>121</b>	<b>252</b>

**Tim Federowicz, Los Angeles Dodgers**

Year Team	ERA	G	AB	R	H	2B	3B	HR	RBI
2011 LAD	.154	7	13	0	2	0	0	0	1
2012 LAD	.333	3	3	0	1	0	0	0	0
2013 LAD	.231	56	160	12	37	8	0	4	16
2014 LAD	.113	23	71	2	8	3	0	1	5
<b>Totals</b>	<b>.194</b>	<b>89</b>	<b>247</b>	<b>14</b>	<b>48</b>	<b>11</b>	<b>0</b>	<b>5</b>	<b>22</b>

**Matt Harvey, New York Mets**

Year Team	ERA	W-L	SV	G/GS	IP	H	BB	K
2012 NYM	2.73	3-5	0	10/10	59.1	42	26	70
2013 NYM	2.27	9-5	0	26/26	178.1	135	31	191
<b>Totals</b>	<b>2.39</b>	<b>12-10</b>	<b>0</b>	<b>36/36</b>	<b>237.2</b>	<b>177</b>	<b>57</b>	<b>261</b>

**Chris Iannetta, Los Angeles Angels**

Year Team	AVG	G	AB	R	H	2B	3B	HR	RBI
2006 COL	.260	21	77	12	20	4	0	2	10
2007 COL	.218	67	197	22	43	8	3	4	27
2008 COL	.264	104	333	50	88	22	2	18	65
2009 COL	.228	93	289	41	66	15	2	16	52
2010 COL	.197	61	188	20	37	6	1	9	27
2011 COL	.238	112	345	51	82	17	1	14	55
2012 LAA	.240	79	221	27	53	6	1	9	26
2013 LAA	.225	115	325	40	73	15	0	11	39
2014 LAA	.252	108	306	41	77	22	0	7	43
<b>Totals</b>	<b>.236</b>	<b>760</b>	<b>2281</b>	<b>304</b>	<b>539</b>	<b>115</b>	<b>10</b>	<b>90</b>	<b>344</b>

**Andrew Miller, Boston Red Sox**

Year Team	ERA	W-L	SV	G/GS	IP	H	BB	K
2006 DET	6.10	0-1	0	8/0	10.1	8	10	6
2007 DET	5.63	5-5	0	13/13	64.0	73	39	56
2008 FLA	5.87	6-10	0	29/20	107.1	120	56	89
2009 FLA	4.84	3-5	0	20/14	80.0	85	43	59
2010 FLA	8.54	1-5	0	9/7	32.2	51	26	28
2011 BOS	5.54	6-3	0	17/12	65.0	77	41	50
2012 BOS	3.35	3-2	0	5/30	40.1	28	20	51
2013 BOS	2.64	1-2	0	37/0	30.2	25	17	48
2014 BOS	2.34	3-5	0	50/0	42.1	25	13	69
2014 BAL	1.35	2-0	1	23/0	20.0	8	4	34
<b>Totals</b>	<b>4.91</b>	<b>30-38</b>	<b>1</b>	<b>259/66</b>	<b>492.2</b>	<b>500</b>	<b>269</b>	<b>490</b>

**Mike Morin, Los Angeles Angels**

Year Team	ERA	W-L	SV	G/GS	IP	H	BB	K
2014 LAA	2.90	4-4	0	60/0	59.0	51	19	54

**Luke Putkonen, Detroit Tigers**

Year Team	ERA	W-L	SV	G/GS	IP	H	BB	K
2012 DET	3.94	0-2	1	12/0	16.0	19	8	10
2013 DET	3.03	1-3	0	30/0	29.2	30	9	28
2014 DET	27.00	0-0	0	2/0	2.2	6	2	1
<b>Totals</b>	<b>4.66</b>	<b>1-5</b>	<b>1</b>	<b>44/0</b>	<b>48.1</b>	<b>55</b>	<b>19</b>	<b>39</b>

**Tar Heels In Minor League Baseball (2014 Statistics)**

Name	Team	AVG	AB	R	H	2B	3B	HR	RBI	BB	K
Tommy Coyle	Charlotte (A, Rays)	.249	461	72	115	13	8	5	37	52	97
Tim Fedoroff	Columbus (AAA, Indians)	.247	231	37	57	14	0	0	18	52	64
	Akron (AA, Indians)	.216	111	12	24	5	0	2	14	8	29
Chaz Frank	Lansing (A, Blue Jays)	.245	261	36	64	4	3	0	23	39	40
Brian Holberton	Quad Cities (A, Astros)	.253	297	34	75	18	1	6	34	33	42
Levi Michael	New Britain (AA, Twins)	.340	53	13	18	1	0	0	1	7	11
	Fort Myers (A+, Twins)	.305	177	28	54	9	2	1	21	19	25
	GCL Twins (Rookie, Twins)	.308	13	1	4	1	0	0	2	2	0
Colin Moran	Corpus Christi (AA, Astros)	.304	112	12	34	6	0	2	22	9	23
	Jupiter (A+, Marlins)	.294	361	34	106	21	0	5	33	28	53
Jacob Stallings	Bradenton (A, Pirates)	.241	212	22	51	11	0	4	30	28	52
Cody Stubbs	Wilmington (A+, Royals)	.223	314	27	70	11	4	10	39	23	92

Name	Team	ERA	W	L	SV	G	IP	H	BB	K
Colin Bates	Harrisburg (AA, Nationals)	3.81	1	3	3	39	87.1	103	15	50
Andrew Carignan	Fresno (AAA, Giants)	5.01	1	1	0	16	23.1	31	20	23
	Richmond (AA, Giants)	4.24	0	1	0	14	17.0	6	19	16
Kent Emanuel	Lancaster (A+, Astros)	4.59	9	5	2	21	102.0	111	19	76
	Quad Cities (A, Astros)	2.45	0	2	0	6	22.0	20	4	17
Greg Holt	Potomac (A+, Nationals)	3.71	9	0	1	42	70.1	67	33	55
Hobbs Johnson	Brevard (A, Brewers)	2.93	12	8	0	25	147.2	118	43	105
Chris Munnely	Tri-City (A, Astros)	3.38	2	0	4	15	26.2	24	8	31
R.C. Orlan	Hagerstown (A, Nationals)	6.28	0	2	0	6	14.1	17	7	21
	Auburn (A, Nationals)	4.19	1	0	1	17	34.1	35	11	37
Luis Paula	Bristol (Rookie, Pirates)	1.37	2	2	3	16	26.1	20	8	22
Lute Putkonen	Toledo (AAA, Tigers)	11.25	0	0	0	2	4.0	7	1	0
	West Michigan (A, Tigers)	13.50	0	1	0	3	2.2	4	2	0
Nate Striz	Tulsa (AA, Dodgers)	6.34	2	2	0	29	38.1	49	19	31
	Modesto (A, Rockies)	3.91	1	0	0	16	23.0	24	10	25

**Kyle Seager, Seattle Mariners**

Year Team	AVG	G	AB	R	H	2B	3B	HR	RBI
2011 SEA	.258	53	182	22	47	13	0	3	13
2012 SEA	.259	155	594	62	154	35	1	20	86
2013 SEA	.260	160	615	79	160	32	2	22	69
2014 SEA	.268	159	590	71	158	27	4	25	96
<b>Totals</b>	<b>.262</b>	<b>527</b>	<b>1981</b>	<b>234</b>	<b>519</b>	<b>107</b>	<b>7</b>	<b>70</b>	<b>264</b>

**Adam Warren, New York Yankees**

Year Team	ERA	W-L	SV	G/GS	IP	H	BB	K
2012 NYY	23.14	0-0	0	1/1	2.1	8	2	1
2013 NYY	3.39	3-2	1	34/2	77.0	80	30	64
2014 NYY	2.97	3-6	3	69/0	78.2	63	24	76
<b>Totals</b>	<b>3.47</b>	<b>6-8</b>	<b>4</b>	<b>104/3</b>	<b>158.0</b>	<b>151</b>	<b>56</b>	<b>141</b>

**Alex White, Houston Astros**

Year Team	ERA	W-L	SV	G/GS	IP	H	BB	K
2011 CLE	3.60	1-0	0	3/3	15.0	14	9	13
2011 COL	8.42	2-4	0	7/7	36.1	48	16	24
2012 COL	5.51	2-9	0	23/20	98.0	114	51	64
<b>Totals</b>	<b>6.03</b>	<b>5-13</b>	<b>0</b>	<b>33/30</b>	<b>149.1</b>	<b>176</b>	<b>51</b>	<b>101</b>

**Rob Wooten, Milwaukee Brewers**

Year Team	ERA	W-L	SV	G/GS	IP	H	BB	K
2013 MIL	3.90	3-1	0	27/0	27.2	27	8	18
2014 MIL	4.72	1-4	0	40/0	34.1	42	8	29
<b>Totals</b>	<b>4.35</b>	<b>4-5</b>	<b>0</b>	<b>67/0</b>	<b>62.0</b>	<b>69</b>	<b>16</b>	<b>47</b>

**Russ Adams**

Year Team	AVG	G	AB	R	H	2B	3B	HR	RBI
2004 TOR	.306	22	72	10	22	2	1	4	10
2005 TOR	.256	139	481	68	123	27	5	8	63
2006 TOR	.219	90	251	31	55	14	1	3	28
2007 TOR	.233	27	60	14	14	3	0	2	12
2009 TOR	.200	8	20	2	4	0	0	0	0
<b>Totals</b>	<b>.247</b>	<b>286</b>	<b>884</b>	<b>125</b>	<b>218</b>	<b>46</b>	<b>7</b>	<b>17</b>	<b>113</b>

**Nate Andrews**

Year Team	ERA	W-L	SV	G/GS	IP	H	BB	K
1937 STL	4.00	0-0	0	4/0	9.0	12	3	6
1939 STL	6.75	1-2	0	11/1	16.2	14	6	3
1940 CLE	6.00	0-1	0	6/0	12	16	6	3
1941 CLE	11.57	0-0	0	2/0	2.1	3	2	1
1943 BOS (N)	2.57	1						



**Bunn Hearn**

Year Team	ERA	W-L	SV	G/GS	IP	H	BB	K
1910 STL	5.08	1-3	0	5/5	39	49	16	14
1911 STL	13.50	0-0	0	2/0	2.2	7	0	1
1913 NY (N)	2.77	1-1	0	2/2	13	13	7	8
1915 PIT	3.38	6-11	0	29/17	175.2	187	37	49
1918 BOS (N)	2.49	5-6	0	17/12	126.1	119	29	30
1920 BOS (N)	5.65	0-3	0	11/4	43	54	11	9
<b>Totals</b>	<b>3.56</b>	<b>13-24</b>	<b>0</b>	<b>66/40</b>	<b>399.2</b>	<b>429</b>	<b>100</b>	<b>111</b>

**Harry Hedgpeth**

Year Team	ERA	W-L	SV	G/GS	IP	H	BB	K
1913 WAS	0.00	0-0	1	1/0	1	1	0	0

**Garry Hill**

Year Team	ERA	W-L	SV	G/GS	IP	H	BB	K
1969 ATL	15.43	0-1	0	1/1	2.1	6	1	2

**Herm Holshouser**

Year Team	ERA	W-L	SV	G/GS	IP	H	BB	K
1930 STL	7.80	0-1	1	25/1	62.1	103	28	37

**John Humphries**

Year Team	ERA	W-L	SV	G/GS	IP	H	BB	K
1938 CLE	5.23	9-8	6	45/6	103.1	105	63	56
1939 CLE	8.26	2-4	2	15/1	28.1	30	32	12
1940 CLE	8.29	0-2	1	19/1	33.2	35	29	17
1941 CHI (A)	1.84	4-2	1	14/6	73.1	63	22	25
1942 CHI (A)	2.68	12-12	0	28/28	228.1	227	59	71
1943 CHI (A)	3.30	11-11	0	28/27	188.1	198	54	51
1944 CHI (A)	3.67	8-10	1	30/20	169	170	57	42
1945 CHI (A)	4.24	6-14	1	22/21	153	172	48	33
1946 PHI	4.01	0-0	0	10/11	24.2	24	9	10
<b>Totals</b>	<b>3.78</b>	<b>52-63</b>	<b>12</b>	<b>211/111</b>	<b>1002</b>	<b>1024</b>	<b>373</b>	<b>317</b>

**Thomas Andrew Irwin**

Year Team	AVG	G	AB	R	H	2B	3B	HR	RBI
1938 CLE	.111	3	9	1	1	0	0	0	0

**Mike Jerzembeck**

Year Team	ERA	W-L	SV	G/GS	IP	H	BB	K
1998 NY (A)	12.79	0-1	0	3/2	6.1	9	4	1

**Wilfred Ivy Johnson**

Year Team	AVG	G	AB	R	H	2B	3B	HR	RBI
1924 BKN	.250	4	4	1	1	0	0	0	0

**Clyde King**

Year Team	ERA	W-L	SV	G/GS	IP	H	BB	K
1944 BKN	3.09	2-1	0	14/3	43.2	42	12	14
1945 BKN	4.09	5-3	3	42/2	112.1	131	48	29
1947 BKN	2.77	6-5	0	29/9	87.2	85	29	31
1948 BKN	8.03	0-1	0	9/0	12.1	14	6	5
1951 BKN	4.15	14-7	6	48/3	121.1	118	50	33
1952 BKN	5.06	2-0	0	23/0	42.2	56	12	17
1953 CIN	5.21	3-6	2	35/4	76	78	32	21
<b>Totals</b>	<b>4.14</b>	<b>32-25</b>	<b>11</b>	<b>200/21</b>	<b>496</b>	<b>524</b>	<b>189</b>	<b>150</b>

**Bob Lawson**

Year Team	ERA	W-L	SV	G/GS	IP	H	BB	K
1901 BOS	3.33	2-2	0	6/4	46.0	45	28	12
1902 BAL	4.85	0-2	0	3/2	13.0	21	3	5

**Dave Lemonds**

Year Team	ERA	W-L	SV	G/GS	IP	H	BB	K
1969 CHI (N)	3.86	0-1	0	2/1	4.2	5	5	0
1972 CHI (A)	2.95	4-7	0	31/18	94.2	87	38	69
<b>Totals</b>	<b>2.99</b>	<b>4-8</b>	<b>0</b>	<b>33/19</b>	<b>99.1</b>	<b>92</b>	<b>43</b>	<b>69</b>

**Jesse Levis**

Year Team	AVG	G	AB	R	H	2B	3B	HR	RBI
1992 CLE	.279	28	43	2	12	4	0	1	3
1993 CLE	.175	31	63	7	11	2	0	0	4
1994 CLE	1.000	1	1	0	1	0	0	0	0
1995 CLE	.333	12	18	1	6	2	0	0	3
1996 MIL	.236	104	233	27	55	6	1	1	21
1997 MIL	.285	99	200	19	57	7	0	1	19
1998 MIL	.351	22	37	4	13	0	0	0	4
1999 CLE	.154	10	26	0	4	0	0	0	3
2001 MIL	.242	12	33	6	8	2	0	0	3
<b>Totals</b>	<b>.255</b>	<b>319</b>	<b>654</b>	<b>66</b>	<b>167</b>	<b>23</b>	<b>1</b>	<b>3</b>	<b>60</b>

**Clem Llewellyn**

Year Team	ERA	W-L	SV	G/GS	IP	H	BB	K
1922 NY (A)	0.00	0-0	0	1/0	1.0	1	0	0

**Dwight Lowry**

Year Team	AVG	G	AB	R	H	2B	3B	HR	RBI
1984 DET	.244	32	45	8	11	2	0	2	7
1986 DET	.307	56	150	21	46	4	0	3	18
1987 DET	.200	13	25	0	5	2	0	0	1
1988 MIN	.000	7	7	0	0	0	0	0	0
<b>Totals</b>	<b>.273</b>	<b>108</b>	<b>227</b>	<b>29</b>	<b>62</b>	<b>8</b>	<b>0</b>	<b>5</b>	<b>26</b>

**James Baugh Mallory**

Year Team	AVG	G	AB	R	H	2B	3B	HR	RBI
1940 WAS	.167	4	12	2	2	0	0	0	0
1945 NY	.298	37	94	10	28	1	0	0	9
1945 STL	.233	13	43	3	10	2	0	0	5
<b>Totals</b>	<b>.268</b>	<b>54</b>	<b>149</b>	<b>15</b>	<b>40</b>	<b>3</b>	<b>0</b>	<b>0</b>	<b>14</b>

**Matt Merullo**

Year Team	AVG	G	AB	R	H	2B	3B	HR	RBI
1989 CHI(A)	.222	31	81	5	18	1	0	1	8
1991 CHI(A)	.229	80	140	8	32	1	0	5	21
1992 CHI(A)	.180	24	50	3	9	1	1	0	3
1993 CHI(A)	.050	8	20	1	1	0	0	0	0
1994 CLE	.100	4	10	1	1	0	0	0	0
1995 MIN	.282	76	195	19	55	14	1	1	27
<b>Totals</b>	<b>.234</b>	<b>223</b>	<b>496</b>	<b>37</b>	<b>116</b>	<b>17</b>	<b>2</b>	<b>7</b>	<b>59</b>

**Bill Paschall**

Year Team	ERA	W-L	SV	G/GS	IP	H	BB	K
1978 KC	3.38	0-1	1	2/0	8	6	0	5
1979 KC	6.59	0-1	0	7/0	13.2	18	5	3
1981 KC	4.50	0-0	0	2/0	2.0	2	0	1
<b>Totals</b>	<b>5.32</b>	<b>0-2</b>	<b>1</b>	<b>11/0</b>	<b>23.2</b>	<b>26</b>	<b>5</b>	<b>9</b>

**John Peacock**

Year Team	AVG	G	AB	R	H	2B	3B	HR	RBI
1937 BOS (A)	.313	9	32	3	10	2	1	0	6
1938 BOS (A)	.303	72	195	29	59	7	1	1	39
1939 BOS (A)	.277	92	274	33	76	11	4	0	36
1940 BOS (A)	.282	63	131	20	37	4	1	0	13
1941 BOS (A)	.284	79	261	28	74	20	1	0	27
1942 BOS (A)	.266	88	286	17	76	7	3	0	25
1943 BOS (A)	.202	48	114	7	23	3	0	0	7
1944 BOS (A)	.000	4	4	0	0	0	0	0	0
1944 PHI	.225	83	253	21	57	9	3	0	21
1945 PHI	.203	33	74	6	15	6	0	0	6
1945 BKN	.255	48	110	11	28	5	1	0	14
<b>Totals</b>	<b>.262</b>	<b>619</b>	<b>1734</b>	<b>175</b>	<b>455</b>	<b>74</b>	<b>16</b>	<b>1</b>	<b>194</b>

**Chris Pittaro**

Year Team	AVG	G	AB	R	H	2B	3B	HR	RBI
1985 DET	.242	28	62	10	15	3	1	0	7
1986 MIN	.095	11	21	0	2	0	0	0	0
1987 MIN	.333	14	12	6	4	0	0	0	0
<b>Totals</b>	<b>.221</b>	<b>53</b>	<b>95</b>	<b>16</b>	<b>21</b>	<b>3</b>	<b>1</b>	<b>0</b>	<b>7</b>

**Lew Riggs**

Year Team	AVG	G	AB	R	H	2B	3B	HR	RBI
1934 STL	.000	2	1	0	0	0	0	0	0
1935 CIN	.278	142	532	73	148	26	8	5	46
1936 CIN	.257	141	538	69	138	20	12	6	57
1937 CIN	.242	122	384	43	93	17	5	6	45
1938 CIN	.252	142	531	53	134	21	13	2	55
1939 CIN	.158	22	38	5	6	1	0	0	1
1940 CIN	.292	41	72	8	21	7	1	1	9
1941 BKN	.305	77	197	27	60	13	4	5	36
1942 BKN	.278	70	180	20	50	5	0	3	22
1946 BKN	.000	1	4	0	0	0	0	0	0
<b>Totals</b>	<b>.262</b>	<b>760</b>	<b>2477</b>	<b>298</b>	<b>650</b>	<b>110</b>	<b>43</b>	<b>28</b>	<b>271</b>

**Brian Roberts**

Year Team	AVG	G	AB	R	H	2B	3B</
-----------	-----	---	----	---	---	----	------



**Brian Roberts**



**Average**

**(min. 2.5 at-bats/team game)**

1. Brian Roberts (1997)	.427
Jim Mooring (1961)	.427
3. Dustin Ackley (2009)	.417
Dustin Ackley (2008)	.417
5. Jeremy Cleveland (2003)	.410
6. Tim Fedroff (2008)	.404
7. Dustin Ackley (2007)	.402
8. B.J. Surhoff (1984)	.400
9. Manny DaSilva (1994)	.399
10. Charlie Carr (1966)	.397

**At-Bats**

1. Dustin Ackley (2007)	296
2. Chad Flack (2006)	292
3. Tim Federowicz (2007)	291
4. Tim Fedroff (2008)	285
5. Chad Flack (2007)	283
Reid Fronk (2007)	283
Chad Prosser (2003)	283
8. Colin Moran (2013)	281
9. Ben Bunting (2011)	279
10. Dustin Ackley (2008)	278

**Runs**

1. Dustin Ackley (2008)	82
2. Adam Greenberg (2002)	80
3. Brian Roberts (1998)	79
4. Tim Fedroff (2008)	78
5. B.J. Surhoff (1985)	77
6. Colin Moran (2013)	76
Levi Michael (2010)	76
8. Landon Lassiter (2013)	75
Dustin Ackley (2009)	75
Russ Adams (2002)	75
10. Jeremy Cleveland (2003)	74

**Hits**

1. Dustin Ackley (2007)	119
2. Dustin Ackley (2008)	116
3. Tim Fedroff (2008)	115
4. Chad Flack (2006)	112
5. Dustin Ackley (2009)	111
6. Josh Horton (2006)	107
7. Kyle Seager (2009)	103
Jeremy Cleveland (2003)	103
9. Brian Roberts (1997)	102
10. Cody Stubbs (2013)	101

**Kyle Seager**



**Doubles**

1. Kyle Seager (2008)	30
2. Cody Stubbs (2013)	26
Kyle Seager (2009)	26
4. Jarrett Shearin (1998)	25
5. Jacob Stallings (2012)	24
Chris Maples (2002)	24
Brian Roberts (1997)	24
8. Tim Fedroff (2008)	22
Seth Williams (2008)	22
Scott Bradley (1980)	22

**Triples**

1. Brian Goodwin (2010)	8
Rip Ryan (1949)	8
3. Adam Greenberg (2002)	7
Adam Greenberg (2000)	7
Chad Holbrook (1993)	7
6. Tommy Coyle (2012)	6
Chaz Frank (2012)	6
Josh Horton (2007)	6
Dick Prindle (1965)	6
10. Chaz Frank (2013)	5
Tim Fedroff (2008)	5
Kyle Seager (2008)	5
Kyle Shelton (2008)	5
Tim Fedroff (2007)	5
Reid Fronk (2007)	5
Chad Flack (2006)	5
Tyrell Godwin (1999)	5
Chad Holbrook (1992)	5
Donnie Leshnock (1991)	5
B.J. Surhoff (1984)	5
Drex Roberts (1983)	5
Chris Pittaro (1981)	5
Jim Atkinson (1979)	5
Ferg Norton (1960)	5

**Home Runs**

1. Devy Bell (1986)	24
2. Chris Maples (2002)	23
3. Dustin Ackley (2009)	22
Cookie Massey (1994)	22
Scott Johnson (1985)	22
6. Michael Stoner (1996)	20
7. Jeremy Cleveland (2003)	19
8. Cookie Massey (1993)	18
9. Marshall Hubbard (2004)	17
Adam Greenberg (2002)	17
Chris Cox (1993)	17
Chris Cox (1992)	17
Devy Bell (1997)	17
Darin Campbell (1987)	17

**Extra Base Hits**

1. Chris Maples (2002)	48
2. Dustin Ackley (2009)	44
Kyle Seager (2008)	44
4. Jarrett Shearin (1998)	42
5. Marshall Hubbard (2004)	41
Adam Greenberg (2002)	41
7. Jeremy Cleveland (2003)	40
Scott Johnson (1985)	40
9. Tim Fedroff (2008)	39
Cookie Massey (1994)	39

**Runs Batted In**

1. Colin Moran (2013)	91
2. Marshall Hubbard (2004)	83
3. Scott Johnson (1985)	81
4. Chris Maples (2002)	79
5. Cody Stubbs (2013)	76
6. Kyle Seager (2008)	75
7. Dustin Ackley (2007)	74
8. Dustin Ackley (2009)	73
Sean Farrell (2002)	73
Steve Estroff (1990)	73

**Total Bases**

1. Dustin Ackley (2009)	203
2. Chris Maples (2002)	190
3. Tim Fedroff (2008)	183
4. Jeremy Cleveland (2003)	182
5. Chad Flack (2006)	179
6. Dustin Ackley (2007)	175
7. Adam Greenberg (2002)	172
8. Dustin Ackley (2008)	166
Marshall Hubbard (2004)	166
10. Jarrett Shearin (1998)	161

**Stolen Bases**

1. Brian Roberts (1998)	63
2. Brian Roberts (1997)	47
3. Russ Adams (2002)	45
4. Chad Holbrook (1993)	40
5. Steve Mrowka (1986)	38
6. Adam Greenberg (2002)	35
7. Steve Mrowka (1987)	33
B.J. Surhoff (1984)	33
9. Adam Greenberg (2001)	29
Tyrell Godwin (1999)	29
B.J. Surhoff (1985)	29

**Walks**

1. Dan Moylan (1999)	68
2. Colin Moran (2013)	63
3. Barney Spooner (1982)	59
4. Dan Moylan (2000)	57
5. Dustin Ackley (2008)	53
Landon Lassiter (2013)	53
7. Russ Adams (2002)	52
8. Dustin Ackley (2009)	50
Brian Roberts (1998)	50
10. Levi Michael (2011)	49
Chris LaMarsh (1999)	49
Dan Moylan (1998)	49

**Devy Bell**







Dustin Ackley

**Average**  
(min. two years, 200 at-bats)

1. Dustin Ackley (2007-09)	.412
2. B.J. Surhoff (1983-85)	.392
3. Brian Roberts (1997-98)	.389
4. Tim Fedroff (2007-08)	.379
5. Roy Clark (1978-79)	.363
6. Tyrell Godwin (1998-2000)	.362
7. Josh Horton (2005-07)	.360
8. Danny Talbott (1965-67)	.357
9. Kyle Seager (2007-09)	.353
10. Scott Bradley (1979-81)	.351

**At-Bats**

1. Chad Flack (2005-08)	1,058
2. Chad Prosser (2000-03)	935
3. Jarrett Shearin (1996-99)	907
4. Chad Holbrook (1990-93)	894
5. Ben Bunting (2008-11)	874
6. Sean Farrell (2000-03)	865
7. Dustin Ackley (2007-09)	840
8. Greg Mangum (2002-05)	827
9. Clay Hooper (1996-2000)	812
10. Chaz Frank (2010-13)	809

**Runs**

1. Dustin Ackley (2007-09)	227
2. Jarrett Shearin (1996-99)	219
3. Chad Flack (2005-08)	207
4. Adam Greenberg (2000-02)	201
5. Sean Farrell (2000-03)	199
6. B.J. Surhoff (1983-85)	187
7. Chad Prosser (2000-03)	186
8. Levi Michael (2009-11)	183
9. Ben Bunting (208-11)	180
10. Chad Holbrook (1990-93)	179

**Hits**

1. Dustin Ackley (2007-09)	346
2. Chad Flack (2005-08)	328
3. Chad Prosser (2000-03)	291
4. Sean Farrell (2000-03)	288
5. Jarrett Shearin (1996-99)	284
6. Chad Holbrook (1990-93)	273
7. Ben Bunting (2008-11)	266
8. B.J. Surhoff (1983-85)	265
9. Josh Horton (2005-07)	264
10. Kyle Seager (2007-09)	258

**Doubles**

1. Jarrett Shearin (1996-99)	73
2. Kyle Seager (2007-09)	66
3. Sean Farrell (2000-03)	63
4. Chad Flack (2005-08)	60
5. Dustin Ackley (2007-09)	59
6. Tim Federowicz (2006-08)	57
7. Jacob Stallings (2009-12)	56
8. Seth Williams (2005-08)	52
9. Pete Kumiega (1980-83)	51
10. Dan Moylan (1998-2000)	49

**Triples**

1. Adam Greenberg (2000-02)	17
2. Chaz Frank (2010-13)	15
3. Chad Holbrook (1990-93)	14
4. Ferg Norton (1959-61)	12
5. Tommy Coyle (2010-12)	11
Levi Michael (2009-11)	11
Dustin Ackley (2007-09)	11
Tyrell Godwin (1998-2000)	11
Jim Atkinson (1976-79)	11
10. Kyle Seager (2007-09)	10
Tim Fedroff (2007-08)	10
Josh Horton (2005-07)	10
Jarrett Shearin (1996-99)	10

**Home Runs**

1. Devy Bell (1984-87)	57
2. Chris Cox (1990-93)	49
3. Chad Flack (2005-08)	42
4. Sean Farrell (2000-03)	40
Jarrett Shearin (1996-99)	40
Cookie Massey (1993-94)	40
Scott Johnson (1983-86)	40
8. Dustin Ackley (2007-09)	39
Ryan Earey (1998-2000)	39
Pete Kumiega (1980-83)	39

**Extra Base Hits**

1. Jarrett Shearin (1996-99)	123
2. Dustin Ackley (2007-09)	109
3. Chad Flack (2005-08)	108
4. Sean Farrell (2000-03)	107
5. Pete Kumiega (1980-83)	103
6. Adam Greenberg (2000-02)	89
7. Seth Williams (2005-08)	87
8. Chris Cox (1990-93)	86
Devy Bell (1984-87)	86
B.J. Surhoff (1983-85)	86



B.J. Surhoff



Chad Flack

**Runs Batted In**

1. Sean Farrell (2000-03)	214
Jarrett Shearin (1996-99)	214
3. Chad Flack (2005-08)	212
4. Dustin Ackley (2007-09)	198
5. Colin Moran (2011-13)	197
6. Devy Bell (1984-87)	192
7. Pete Kumiega (1980-83)	187
8. Ryan Earey (1998-2000)	185
9. Scott Johnson (1983-86)	177
10. Tim Federowicz (2006-08)	175

**Total Bases**

1. Dustin Ackley (2007-09)	544
2. Chad Flack (2005-08)	526
3. Sean Farrell (2000-03)	515
4. Jarrett Shearin (1996-99)	497
5. Devy Bell (1984-87)	433
6. Pete Kumiega (1980-83)	428
7. B.J. Surhoff (1983-85)	423
8. Adam Greenberg (2000-02)	413
9. Kyle Seager (2007-09)	395
10. Seth Williams (2005-08)	390

**Stolen Bases**

1. Brian Roberts (1997-98)	110
2. Chad Holbrook (1990-93)	98
3. Russ Adams (2000-02)	93
4. Adam Greenberg (2000-02)	92
5. B.J. Surhoff (1983-85)	84
6. Jarrett Shearin (1996-99)	75
7. Dave Arendas (1987-90)	74
8. Steve Mrowka (1986-87)	71
9. Greg Schuler (1980-83)	66
10. Jim Rouse (1977-80)	65

**Walks**

1. Dan Moylan (1998-2000)	174
2. Sean Farrell (2000-03)	136
3. Dustin Ackley (2007-09)	133
4. Colin Moran (2011-13)	131
5. Chaz Frank (2010-13)	127
6. Chris LaMarsh (1996-99)	125
7. Adam Greenberg (2000-02)	124
8. Levi Michael (2009-11)	119
9. Brad Woodall (1988-91)	118
10. Jacob Stallings (2009-12)	114



Alex White



Minorwhite Studios


**Games**

1. Rob Wooten (2007)	47
2. Rob Wooten (2008)	44
Derrick DePriest (1998)	44
4. Brian Moran (2008)	40
Andrew Carignan (2007)	40
6. Michael Morin (2012)	38
R.C. Orlan (2012)	38
Jonathan Hovis (2006)	38
Thad Chrismon (1993)	38
10. Brian Moran (2009)	36
Derrick DePriest (1999)	36
Thad Chrismon (1995)	36

**Wins**

1. Greg Norris (1978)	14
2. Patrick Johnson (2011)	13
Alex White (2008)	13
Andrew Miller (2006)	13
5. Trent Thornton (2013)	12
Adam Warren (2007)	12
Jim Dougherty (1990)	12
John Thoden (1989)	12
9. Kent Emanuel (2013)	11
Robert Woodard (2007)	11
Derek Manning (1993)	11
Scott Bankhead (1984)	11
Mark Ochal (1981)	11
Tom Buskey (1969)	11
Sean Murphy (1995)	11

Wayne Young



Andrew Miller



Minorwhite Studios

**Winning Percentage  
(min. 5 decisions)**

1. Adam Warren (12-0) (2007)	1.000
Scott Bankhead (11-0) (1984)	1.000
Scott Bankhead (9-0) (1983)	1.000
Garry Hill (8-0) (1967)	1.000
Robert Woodard (8-0) (2005)	1.000
Scott Manshack (7-0) (2002)	1.000
Scott Autrey (7-0) (2000)	1.000
Nicky Warren (7-0) (1961)	1.000
Chris Munnely (6-0) (2013)	1.000
Luke Putkonen (6-0) (2006)	1.000
Brad Woodall (6-0) (1989)	1.000
Matt Danford (5-0) (2007)	1.000
B.J. Finnerty (5-0) (2000)	1.000
Bill Paschall (5-0) (1974)	1.000
Chris Elmore (5-0) (1998)	1.000

**Innings**

1. John Thoden (1989)	133.2
2. Kent Emanuel (2013)	131.2
3. Andrew Miller (2006)	123.1
4. Derek Manning (1993)	117.2
5. Jim Dougherty (1990)	115.2
6. Robert Woodard (2007)	114.2
7. Derrick DePriest (1998)	114.1
8. Greg Norris (1978)	113.2
9. Patrick Johnson (2011)	113.0
10. Sean Murphy (1995)	112.0

**Earned Run Average  
(min. 55 innings)**

1. Garry Hill (1967)	0.70
2. Wayne Young (1958)	0.89
3. Eddie Hill (1970)	1.07
4. Bill Haywood (1964)	1.13
5. Jonathan Hovis (2006)	1.17
6. Roger Williams (1983)	1.19
Brad Woodall (1989)	1.19
8. Chalmers Port (1953)	1.22
9. Trent Thornton (2013)	1.37
10. Michael Morin (2012)	1.40

**Strikeouts**

1. Andrew Miller (2006)	133
2. Patrick Johnson (2011)	125
Sean Murphy (1995)	125
4. Scott Bankhead (1984)	124
5. Alex White (2009)	121
6. Greg Norris (1978)	118
7. Alex White (2008)	113
Sean Murphy (1994)	113
Roger Williams (1983)	113
10. Derek Manning (1993)	105

Andrew Carignan




Jim Bourne

**Complete Games (since 1955)**

1. Greg Norris (1978)	13
2. Tom Buskey (1969)	10
3. Wayne Young (1960)	9
4. John Thoden (1989)	8
Bill Paschall (1976)	8
Garry Hill (1967)	8
Wayne Young (1958)	8
Jim Raugh (1957)	8
9. Michael Hoog (1988)	7
Bob Thomson (1976)	7
Tom Maultsby (1955)	7

**Saves (since 1990)**

1. Michael Morin (2012)	19
2. Andrew Carignan (2007)	18
Thad Chrismon (1993)	18
4. Andrew Carignan (2006)	15
5. Derrick DePriest (2000)	12
Thad Chrismon (1995)	12
8. Michael Morin (2011)	10
Corey Richardson (1996)	10
Thad Chrismon (1994)	10
James Parks (1981)	10



Scott Bankhead



**Robert Woodard**



**Games**

1. Thad Chrismon (1992-95)	141
2. Derrick DePriest (1997-2000)	124
3. Whitley Benson (2001-04)	115
4. Matt Danford (2003, 2005-07)	114
5. Rob Wooten (2005-08)	110
6. Jonathan Hovis (2003-06)	106
7. Kevin Brower (2001-04)	105
8. Brad Woodall (1988-91)	97
9. Michael Morin (2010-12)	94
Scott Senatore (2001-04)	94

**Wins**

1. Robert Woodard (2004-07)	34
2. Adam Warren (2006-09)	32
3. Michael Hoog (1987-90)	30
4. Kent Emanuel (2011-13)	28
Jim Dougherty (1987-90)	28
6. Alex White (2007-09)	27
Andrew Miller (2004-06)	27
8. Thad Chrismon (1992-95)	26
9. Patrick Johnson (2008-11)	25
10. Daniel Bard (2004-06)	24
Roger Williams (1983-85)	24
Scott Bankhead (1982-84)	24
- <b>Benton Moss (2012-pres.)</b>	<b>19</b>
- <b>Trent Thornton (2013-pres.)</b>	<b>19</b>

**Winning Percentage (min. 20 decisions)**

1. Adam Warren, 32-4 (2006-09)	.889
2. Scott Bankhead, 24-3 (1982-84)	.889
3. Robert Woodard, 34-5 (2004-07)	.872
4. Chris Elmore, 19-3 (1997-2000)	.864
5. John Thoden, 20-4 (1987-89)	.833
6. Paul Shuey, 18-4 (1990-92)	.818
7. Mark Ochal, 21-5 (1980-81)	.808
8. Roger Williams, 24-6 (1983-85)	.800
9. Greg Norris, 23-6 (1977-79)	.793
10. <b>Benton Moss, 19-5 (2012-pres.)</b>	<b>.792</b>
<b>Trent Thornton, 19-5 (2013-pres.)</b>	<b>.792</b>
- James Parks, 20-6 (1978-81)	.769

**Innings**

1. Michael Hoog (1987-90)	390.0
2. Robert Woodard (2004-07)	377.1
3. Jim Dougherty (1987-90)	357.0
4. Kent Emanuel (2011-13)	346.0
5. Thad Chrismon (1992-95)	330.0
6. Andrew Miller (2004-06)	309.0
7. Alex White (2007-09)	307.0
8. Patrick Johnson (2008-11)	288.2
9. Derrick DePriest (1997-2000)	287.0
10. Daniel Bard (2004-06)	286.0
Derek Manning (1989-93)	286.0

**Adam Warren**



**Earned Run Average (min. 2 yrs., 150 inn.)**

1. Bill Haywood (1963-64)	1.36
2. Wayne Young (1958-60)	1.53
3. Tom Buskey (1967-69)	1.75
4. Bill Paschall (1973-76)	1.95
5. David Kirk (1978-80)	2.04
6. <b>Trent Thornton (2013-pres.)</b>	<b>2.07</b>
7. Mike Merritt (1972-75)	2.16
8. Chalmers Port (1951-53)	2.20
9. Jim Rough (1955-57)	2.39
10. Scott Bankhead (1982-84)	2.47
- Roger Williams (1983-85)	2.51

**Strikeouts**

1. Andrew Miller (2004-06)	325
2. Alex White (2007-09)	317
3. Patrick Johnson (2008-11)	311
4. Michael Hoog (1987-90)	289
5. Kent Emanuel (2011-13)	287
6. Jim Dougherty (1987-90)	281
7. Thad Chrismon (1992-95)	279
8. Mike Bynum (1997-99)	276
9. Ryan Snare (1998-2000)	269
10. Robert Woodard (2004-07)	264
- <b>Benton Moss (2012-pres.)</b>	<b>252</b>

**Complete Games (since 1955)**

1. Wayne Young (1958-60)	21
2. Jim Rough (1955-57)	19
Bill Paschall (1973-76)	19
4. Greg Norris (1977-79)	18
5. Mike Merritt (1972-75)	17
Tom Buskey (1967-69)	17
7. John Dannemann (1971-74)	16
8. John Thoden (1987-89)	15
9. Michael Hoog (1987-90)	13
10. Jim Dougherty (1987-90)	12

**Saves (since 1990)**

1. Thad Chrismon (1992-1995)	41
2. Andrew Carignan (2005-07)	33
3. Michael Morin (2010-12)	32
4. Derrick DePriest (1997-2000)	26
5. Gordon Douglas (1983-86)	21
6. Paul Shuey (1990-92)	18
7. Rich Fernandez (1988-91)	17
Corey Richardson (1995-99)	15
James Parks (1978-81)	15
9. Whitley Benson (2001-04)	11
Michael Gross (2001-04)	11

Current players in bold

**The Last Time A Tar Heel ...**

**Homered Leading Off A Game:**

Levi Michael vs. Charlotte, May 18, 2010

**Hit Two Home Runs In A Game:**

Tom Zengel at Maryland, March 14, 2014

**Hit Three Home Runs In A Game:**

Chris Maples vs. NC State, April 20, 2002

**Hit A Grand Slam:**

Tyler Ramirez vs. Wake Forest, April 11, 2014

**Hit Home Runs In Consecutive At-Bats:**

Brian Holberton at Wake Forest, March 9, 2013  
Colin Moran at Wake Forest, March 9, 2013

**Hit Home Runs In Three Straight At-Bats:**

Adam Greenberg vs. Towson, March 27, 2002

**Hit Two Home Runs In One Inning:**

Chris Maples vs. Fla. State, March 23, 2002 (7th)

**Hit A Home Run In His First Collegiate Game:**

Drew Poulk vs. Seton Hall, Feb. 16, 2007

**Hit A Home Run In His First Collegiate At-Bat:**

Drew Poulk vs. Seton Hall, Feb. 16, 2007

**Hit An Inside-The-Park Home Run:**

Jay Cox at Georgia Tech, April 11, 2004

**Hit A Game-Winning, Walk-Off Home Run:**

Ryan Graepel vs. High Point, April 28, 2010 (10)

**Hit For The Cycle:**

Colin Moran vs. Wright State, February 25, 2012

**Had Five Hits In A Game:**

Wood Myers vs. Georgia Tech, March 22, 2014

**Stole Home:**

Zach Daly vs. Xavier, February 22, 2014

**Pitched A No-Hitter:**

Greg Norris vs. East Tennessee State, April 28, 1978

**Pitched A One-Hitter:**

Alex White vs. Miami, April 17, 2009

**Had 10-Plus Strikeouts In A Game:**

Trent Thornton vs. Wake Forest, April 11, 2014

**Pitched a Complete Game:**

Trent Thornton at Boston College, April 4, 2014

**Pitched A Complete-Game Shutout:**

Trent Thornton at Boston College, April 4, 2014

**The Last Time The Tar Heels ...**

**Had Back-to-Back Home Runs:**

Sixth inning at Duke, March 29, 2014  
(Michael Russell and Tom Zengel)

**Had Three Consecutive Home Runs:**

Sixth inning vs. Princeton, March 20, 2002  
(Ryan Blake, Chris Maples, Chris Iannetta)

**Scored 20 Or More Runs In A Game:**

21-8 win at Virginia Tech, April 12, 2013

**Scored 25 Or More Runs In A Game:**

25-1 win over Princeton, March 16, 2010

**Scored 10 Or More Runs In An Inning:**

11 vs. Miami, March 16, 2013 (3rd)

**Had 20 Or More Hits In A Game:**

21 at Virginia Tech, April 12, 2013

**Had 25 Or More Hits In A Game:**

26 vs. Davidson, March 28, 2007

**Pitched A Combined No-Hitter:**

vs. Towson, March 23, 1999  
(Chris Elmore, Ryan Earey)

**Pitched A Combined One-Hitter:**

vs. North Carolina A&T, April 8, 2014  
(A.J. Bogucki, Trevor Kelley, Jack Geraghty)

**Had 15 Or More Strikeouts In A Game:**

15 at Clemson, April 23, 2010 (Matt Harvey)

**Did Not Issue A Walk In A Game:**

vs. The Citadel, May 1, 2013 (Hobbs Johnson, Kent Emanuel, Chris McCue, Mason McCullough, Trent Thornton)

**Turned A Triple Play:**

April 25, 2004 at Duke (5th)  
(6-3: With runners on first and second, 1B Wes Moyer caught a pop bunt for the first out, stepped on first for the second out and threw to SS Greg Mangum at second for the third out.)



**Single-Season Individual Records****Batting**

**At Bats:** 297, Dustin Ackley (2007)  
**Games:** 73, Dustin Ackley, Tim Federowicz, Reid Fronk, Chad Flack, Josh Horton (2007)  
**Runs:** 82, Dustin Ackley (2008)  
**Hits:** 119, Dustin Ackley (2007)  
**Walks:** 68, Dan Moylan (1999)  
**Total Bases:** 203, Dustin Ackley (2009)  
**Doubles:** 30, Kyle Seager (2008)  
**Triples:** 8, Rip Ryan (1949)  
**Home Runs:** 24, Devy Bell (1986)  
**Extra-Base Hits:** 48, Chris Maples (2002)  
**Slugging Pct.:** .766, Cookie Massey (1994)  
**Runs Batted In:** 91, Colin Moran (2013)  
**Average:** .427, Brian Roberts (1997)  
**Stolen Bases:** 63, Brian Roberts (1998)  
**Hit By Pitch:** 28, Ryan Earey (2000)  
**Hit Streak:** 31 games, Ron Maurer (1990)

**Fielding**

**Putouts:** 577, Steve Estroff (1990)  
**Assists:** 220, Ron Maurer (1990)  
**Errors:** 33, Darin Campbell (1986)

**Pitching**

**ERA:** 0.70, Garry Hill (1967)  
**Wins:** 14, Greg Norris (1978)  
**Games:** 47, Rob Wooten (2007)  
**Innings:** 133.2, John Thoden (1990)  
**Strikeouts:** 133, Andrew Miller (2006)  
**Winning Percentage:** (min. 5 decisions) - 1.000, 14 pitchers on 15 occasions; most recently by Chris Munnely (6-0, 2013)  
**Starts:** 19, John Thoden (1989)  
**Complete Games:** 13, Greg Norris (1978)  
**Pickoffs:** 18, Eric Henderson (2000)  
**Relief Outings:** 47, Rob Wooten (2007)  
**Saves:** 19, Michael Morin (2012)  
**Shutouts:** 3, Bill Paschall (1974), Mike Merritt (1972) and Jerry Davis (1964)  
**Consecutive Wins:** 14, Greg Norris (1978)

**Single-Season Team Records**

**Highest Batting Average:** .325, 752-2315 (2002)  
**Lowest Batting Average:** .209, 188-901 (1952)  
**Most Games:** 73 (2007)  
**Most At-Bats:** 2,601 (2007, 73 games)  
**Most Runs:** 542 (2013, 71 games)  
**Fewest Runs:** 88 (1970, 30 games)  
**Most Hits:** 820 (2007, 73 games)  
**Fewest Hits:** 178 (1973, 26 games)  
**Most Doubles:** 175 (2008, 68 games)  
**Most Triples:** 28 (2009, 66 games)  
**Most Home Runs:** 108 (2002, 63 games)  
**Fewest Home Runs:** 5 (1972, 32 games)

**Most Stolen Bases:** 135 (1983, 174 attempts, 52 games)  
**Most Walks (Batting):** 369 (2013, 71 games)  
**Most Strikeouts (Batting):** 463 (1998, 65 games)  
**Highest Fielding Pct.:** .974 (2007)  
**Most Games Won:** 59 (2013, 71 games)  
**Most Games Lost:** 31 (1997)  
**Longest Winning Streak:** 21 (2000)  
**Longest Losing Streak:** 8 (1997)  
**Longest Game, Innings:** 18 (2-1 vs. NC State, May 25-26, 2013)

**Career Individual Records****Batting**

**At Bats:** 1,058, Chad Flack (2005-08)  
**Games:** 267, Chad Flack (2005-08)  
**Runs:** 227, Dustin Ackley (2007-09)  
**Hits:** 346, Dustin Ackley (2007-09)  
**Walks:** 174, Dan Moylan (1998-2000)  
**Total Bases:** 544, Dustin Ackley (2007-09)  
**Doubles:** 73, Jarrett Shearin (1996-99)  
**Triples:** 17, Adam Greenberg (2000-02)  
**Home Runs:** 57, Devy Bell (1984-87)  
**Slugging Pct.:** .667 Cookie Massey (1993-94)  
**Runs Batted In:** 214, Jarrett Shearin (1996-99); Sean Farrell (2000-03)  
**Average:** .412, Dustin Ackley (2007-09)  
**Stolen Bases:** 110, Brian Roberts (1997-98)  
**Hit By Pitch:** 51, Ryan Earey (1998-2000)

**Pitching**

**ERA:** 1.36, Bill Haywood (1963-64)  
**Wins:** 34, Robert Woodard (2004-07)  
**Games:** 141, Thad Chrismon (1992-95)  
**Innings:** 390.0, Michael Hoog (1987-90)  
**Strikeouts:** 325, Andrew Miller (2004-06)  
**Winning Pct.:** .889 (32-4), Adam Warren (2006-09)  
**Starts:** 60, Michael Hoog (1987-90)  
**Complete Games:** 21, Wayne Young (1958-60)  
**Relief Outings:** 135, Thad Chrismon (1992-95)  
**Saves:** 41, Thad Chrismon (1992-95)  
**Shutouts:** 7, Mike Merritt (1972-75)  
**Consecutive Wins:** 20, Scott Bankhead (1983-84)

**Single-Game Individual Records**

**At-Bats:** 8, by three players, most recently by Scott Johnson vs. Baptist (2/21/85)  
**Runs:** 5, by eight players, most recently by Tommy Coyle vs. Princeton (3/16/10)  
**Hits:** 6, Greg Schuler vs. Baptist (4/13/82)  
**RBI:** 10, Cookie Massey vs. Marist (3/16/94)  
**Total Bases:** 15, Scott Johnson vs. East Carolina (3/21/85)  
**Doubles:** 4, by four players, most recently by Kyle Seager at Georgia Tech (4/5/09)  
**Triples:** 2, by five players, most recently by



Michael Morin set a UNC and ACC single-season record with 19 saves in 2012.

Kyle Shelton vs. VCU (3/12/08)  
**Home Runs:** 3, by eight players, most recently by Chris Maples vs. NC State (4/20/02)  
**Stolen Bases:** 5, Steve Mrowka vs. Campbell (5/7/86); Brian Roberts vs. Maryland (3/7/98)  
**Strikeouts:** 19, Roger Williams vs. Duke (4/1/85)

**Current players in bold****Carolina's Longest Hitting Streaks**

Name	Year	Streak
1. Ron Maurer	1990	31
2. Scott Bradley	1980	30
3. Dustin Ackley	2007	28
4. Kyle Seager	2008	27
5. Chris Madonna	1994	26

**Team Records****Average**

1. .325 (2002)  
 2. .324 (2008)  
 3. .323 (2000)  
 4. .322 (1984)  
 5. .321 (2006)  
 6. .319 (2003)  
 .319 (1983)  
 8. .316 (1980)  
 9. .315 (2007)  
 .315 (1999)

**Hits**

1. 820 (2007)  
 2. 796 (2008)  
 3. 785 (2006)  
 4. 759 (2013)  
 5. 753 (2003)  
 6. 752 (2002)  
 7. 733 (2009)  
 8. 719 (2000)  
 9. 674 (2004)  
 10. 670 (1998)

**Doubles**

1. 175 (2008)  
 2. 153 (2002)  
 3. 143 (2007)  
 4. 137 (1998)  
 5. 136 (2006)  
 6. 134 (1997)  
 7. 133 (2004)  
 8. 132 (2003)  
 9. 130 (1999)  
 10. 129 (1995)

**Triples**

1. 28 (2009)  
 2. 26 (2011)  
 3. 25 (2012)  
 4. 24 (2013)  
 24 (2008)  
 24 (1949)  
 7. 23 (2007)  
 8. 22 (1981)  
 22 (2010)  
 10. 19 (2000)

**Home Runs**

1. 108 (2002)  
 2. 95 (1986)  
 3. 92 (1998)  
 4. 83 (2006)  
 83 (1994)  
 6. 80 (1997)  
 7. 78 (1987)  
 78 (1985)  
 9. 76 (1988)  
 10. 74 (1981)

**Runs**

1. 542 (2013)  
 2. 541 (2002)  
 3. 535 (2007)  
 4. 522 (2000)  
 5. 514 (2008)  
 6. 513 (2006)  
 7. 507 (2003)  
 8. 493 (1998)  
 9. 482 (2009)  
 10. 466 (2010)

**Extra Base Hits**

1. 279 (2002)  
 2. 257 (2008)  
 3. 244 (1998)  
 4. 238 (2007)  
 5. 231 (2006)  
 6. 222 (2009)  
 222 (1997)  
 8. 218 (2003)  
 9. 216 (2000)  
 216 (1994)

**Total Bases**

1. 1265 (2002)  
 2. 1225 (2007)  
 3. 1194 (2006)  
 4. 1193 (2008)  
 5. 1128 (2003)  
 6. 1121 (2009)  
 7. 1113 (1998)  
 8. 1092 (2000)  
 9. 1079 (2013)  
 10. 1034 (2004)

**Runs Batted In**

1. 497 (2007)  
 2. 491 (2002)  
 3. 483 (2013)  
 4. 479 (2000)  
 5. 471 (2006)  
 6. 468 (2008)  
 7. 456 (1998)  
 8. 452 (2003)  
 9. 447 (2009)  
 10. 421 (2010)

**Stolen Bases**

1. 135 (1983)  
 2. 133 (1981)  
 3. 132 (2000)  
 4. 128 (1998)  
 5. 127 (2002)  
 127 (1999)  
 7. 122 (1982)  
 8. 121 (1987)  
 9. 120 (1993)  
 10. 115 (1979)

**Walks**

1. 369 (2013)  
 2. 358 (2011)  
 3. 324 (1990)  
 4. 315 (2009)  
 5. 312 (2002)  
 6. 306 (1998)  
 7. 304 (2012)  
 8. 301 (2010)  
 9. 300 (2000)  
 10. 289 (1999)

**Slugging Percentage**

1. .546 (2002)  
 2. .509 (1986)  
 3. .507 (1994)  
 4. .499 (1998)  
 5. .498 (1987)  
 6. .492 (1997)  
 .492 (1983)  
 8. .491 (2000)  
 9. .489 (1999)  
 10. .488 (2006)  
 .488 (1985)



**Year-By-Year Batting Statistics (since 1970)**

Year	AVG	G	AB	R	H	2B	3B	HR	RBI	TB	SLG%	BB	HBP	SO	GDP	OB%	SF	SH	SB-ATT	PO	A	E	FLD%	
2014	.274	62	2089	315	572	103	5	27	289	766	.367	259	47	380	42	.361	37	37	71-97	1692	547	75	.968	
2013	.303	71	2506	542	759	125	24	49	483	1079	.431	369	88	353	43	.405	42	50	87-121	1960	617	64	.976	
2012	.276	62	2127	372	587	120	25	20	337	817	.384	304	52	368	29	.374	36	40	71-90	1692	581	74	.968	
2011	.287	67	2258	452	647	124	26	39	411	940	.416	358	64	397	52	.394	34	35	83-104	1795	607	51	.979	
2010	.308	60	2107	466	650	125	22	45	421	954	.453	301	74	373	29	.407	38	35	91-115	1605	585	68	.970	
2009	.313	66	2342	482	733	125	28	69	447	1121	.479	315	57	444	35	.403	31	43	57-83	1787	634	75	.970	
2008	.324	68	2457	514	796	175	24	58	468	1193	.486	283	56	381	37	.400	42	30	69-100	1839	689	72	.972	
2007	.315	73	2601	535	820	143	23	72	497	1225	.471	273	59	295	45	.386	49	26	47-69	1971	766	73	.974	
2006	.321	69	2448	513	785	136	12	83	471	1194	.488	271	68	385	37	.398	36	43	91-127	1872	760	96	.965	
2005	.294	61	2149	393	632	116	11	63	361	959	.446	229	44	371	39	.368	38	34	61-81	1672	675	101	.959	
2004	.297	64	2268	451	674	133	13	67	407	1034	.456	250	48	430	28	.375	28	30	60-81	1736	714	100	.961	
2003	.319	65	2358	507	753	132	15	71	452	1128	.478	252	70	397	39	.396	32	29	74-103	1762	720	85	.967	
2002	.325	64	2315	541	752	153	18	108	491	1265	.546	312	68	366	31	.415	34	17	127-164	1716	645	79	.968	
2001	.302	57	1967	398	595	116	15	30	355	831	.422	230	54	350	43	.385	32	31	91-116	1497	652	94	.958	
2000	.323	63	2225	522	719	128	19	69	479	1092	.491	300	86	348	40	.414	55	28	132-168	1694	711	97	.961	
1999	.315	59	2022	464	637	130	16	63	406	988	.489	289	56	375	41	.408	40	20	127-168	1555	633	106	.954	
1998	.300	65	2232	493	670	137	15	92	456	1113	.499	306	50	463	23	.391	37	58	128-166	1724	709	111	.956	
1997	.304	60	2068	434	628	134	8	80	386	1018	.492	265	43	384	40	.388	34	47	99-127	1575	625	99	.957	
1996	.289	58	1972	365	569	91	9	66	321	876	.444	212	44	347	50	.366	26	56	67-108	1548	638	118	.949	
1995	.294	62	2081	411	611	129	14	67	369	969	.466	249	52	372	39	.379	23	58	70-105	1631	706	112	.954	
1994	.304	55	1953	414	594	119	14	83	367	990	.507	220	47	416	29	.384	20	28	63-78	1458	647	113	.949	
1993	.292	63	2114	396	617	105	14	70	366	960	.454	242	47	433	34	.373	24	51	120-160	1663	688	110	.955	
1992	.280	58	1948	333	545	88	14	41	287	784	.402	203	32	318	40	.352	33	36	90-130	1504	705	100	.957	
1991	.283	59	1942	354	550	86	9	48	310	798	.411	233	21	324	31	.364	15	61	62-99	1539	632	80	.964	
1990	.288	65	2150	452	619	106	16	63	390	946	.440	324	29	336	75	.384	27	83	110-152	1732	770	109	.958	
1989	.257	60	1924	299	495	95	9	34	260	710	.369	250	43	380	45	.351	29	64	59-99	1597	677	76	.968	
1988	.288	61	2083	430	599	111	11	76	383	960	.461	226	32	303	62	.361	35	50	92-116	1596	717	99	.959	
1987	.294	53	1790	445	527	104	13	78	396	891	.498	266	29	261	37	.415	27	37	121-154	1370	602	79	.961	
1986	.302	55	1916	447	579	99	6	95	398	975	.509	268	24	267	42	.406	23	40	108-135	1460	638	125	.944	
1985	.307	58	1984	452	609	109	7	78	388	968	.488	244	27	251	35	.381	23	30	113-159	1493	620	77	.965	
1984	.322	57	1934	442	624	101	14	60	391	933	.482	229	20	200	37	.386	39	42	113-151	1473	591	94	.956	
1983	.319	52	1735	390	554	109	13	55	333	854	.492	243	16	174	33	.397	19	36	135-174	1342	504	69	.964	
1982	.247	56	1890	296	466	89	6	38	239	681	.360	275	23	275	52	.339	19	47	122-156	1531	656	90	.960	
1981	.312	53	1848	401	577	89	22	74	354	932	.504	243	-	254	51	-	16	18	133-166	1394	628	98	.954	
1980	.316	56	1976	420	625	127	12	60	379	956	.484	210	-	208	46	-	19	24	103-137	1469	614	96	.956	
1979	.298	50	1805	323	538	86	14	36	280	760	.421	155	-	229	-	-	-	-	115-147	1374	532	95	.953	
1978	.276	55	1807	320	499	83	18	29	259	705	.390	194	-	288	-	-	-	-	77-101	1408	564	118	.944	
1977	.261	35	1158	165	302	48	11	19	137	425	.367	131	-	151	-	-	-	-	-	61	905	425	63	.955
1976	.249	36	1162	158	289	51	6	11	137	385	.331	149	-	163	-	-	-	-	-	53	951	423	67	.954
1975	.254	36	1165	167	296	51	8	12	149	399	.342	137	-	180	-	-	-	-	-	55	943	372	77	.945
1974	.261	31	1056	157	276	42	5	12	132	364	.345	118	-	140	-	-	-	-	-	34	837	362	46	.959
1973	.217	26	821	99	178	25	5	7	82	234	.285	92	-	121	-	-	-	-	-	19	674	291	37	.963
1972	.260	32	987	162	257	50	12	5	149	346	.351	135	-	117	-	-	-	-	-	20	811	353	55	.953
1971	.282	32	1108	175	312	50	4	14	160	412	.372	155	-	139	-	-	-	-	-	-	835	396	57	.953
1970	.221	32	921	93	204	30	5	7	77	265	.288	121	-	161	-	-	-	-	-	-	738	316	56	.949


**Year-By-Year Pitching Statistics (since 1970)**

Year	ERA	W-L	APP	CG	SHO/CBO	SV	IP	H	R	ER	BB	SO	2B	3B	HR	BF	B/AVG	WP	HBP	BK	SFA	SHA
2014	3.21	35-27	62	2	6/5	16	564.0	494	228	201	224	497	56	6	14	2449	.235	55	58	6	24	45
2013	2.81	59-12	71	5	11/8	17	653.1	514	234	204	274	572	64	7	24	2781	.215	48	54	2	18	47
2012	2.66	46-16	62	0	9/9	19	564.0	499	216	167	205	530	81	8	22	2420	.238	21	45	6	18	56
2011	3.28	51-16	67	3	8/6	18	598.1	547	247	218	221	597	98	11	26	2544	.246	34	49	4	15	37
2010	4.19	38-22	60	2	3/3	9	535.0	525	293	249	249	519	89	10	50	2390	.258	47	51	7	19	37
2009	3.73	48-18	66	1	3/2	17	595.2	547	287	247	264	661	89	7	50	2586	.244	58	39	10	21	18
2008	2.92	54-14	68	1	8/8	11	613.0	515	259	199	302	681	84	8	27	2642	.230	39	49	7	14	32
2007	3.52	57-16	73	1	7/6	23	657.0	615	302	257	271	536	107	5	43	2865	.250	30	58	14	25	51
2006	3.35	54-15	69	5	9/6	18	624.0	551	286	232	232	543	72	12	30	2683	.238	38	73	5	21	45
2005	3.17	41-19-1	61	5	7/5	14	557.1	483	272	196	232	496	75	10	35	2430	.234	32	80	2	14	41
2004	3.62	43-21	64	3	7/5	12	578.2	525	294	233	231	484	84	1	44	2508	.243	31	72	10	15	33
2003	4.31	42-23	65	1	3/3	8	587.1	610	325	281	245	479	81	5	46	2616	.272	32	54	10	27	51
2002	4.37	43-21	64	4	4/1	13	572.0	561	322	278	270	515	75	4	46	2558	.256	69	52	10	10	28
2001	5.90	31-26	57	1	3/2	9	499.0	617	416	327	289	315	96	8	52	2396	.310	74	43	10	37	38
2000	4.30	46-17	63	2	7/6	15	564.2	569	319	270	254	475	87	11	40	2515	.264	47	41	13	24	33
1999	3.73	41-18	59	3	4/4	11	518.1	493	291	215	247	510	94	8	35	2297	.251	51	38	6	19	28
1998	4.67	42-23	65	6	3/2	13	574.2	587	389	298	313	492	106	9	62	2628	.265	58	33	2	22	43
1997	6																					





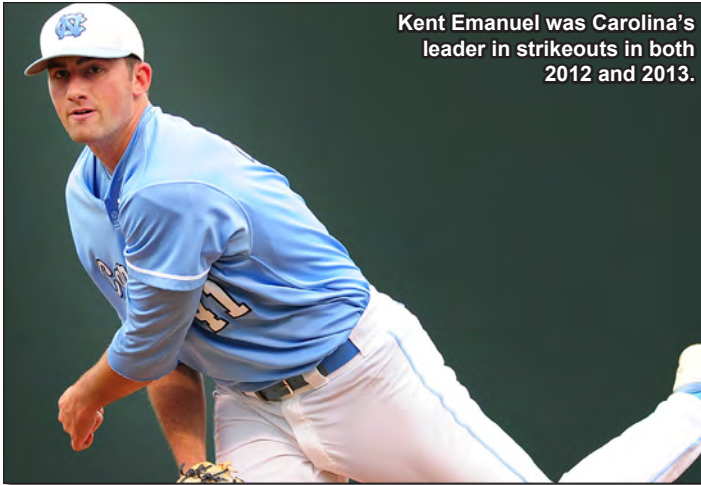
B.J. Surhoff led Carolina in average and base hits for three straight years from 1983-85.



Michael Russell led UNC in average, runs and hits in 2014.

Year	Average	Runs	Hits	Home Runs	Runs Batted In
1954	Will Frye (.354)	Connie Gravitte (25)	Fred Dale (30)	Connie Gravitte (6)	Connie Gravitte (16)
1955	Tom Zachary (.380)	Connie Gravitte (25)	Connie Gravitte (31)	Connie Gravitte (7)	Al Long (16)
1956	Ivalee Hill (.358)	Don Lewis (21)	Jack Woods (28)	Ivalee Hill (4)	Ivalee Hill (24)
1957	Dick Hudson (.313)	Joe Shook (20)	three with 26	Ivalee Hill (2)	Hudson, Honeycutt (14)
1958	Gerald Griffin (.337)	Carson Oldham (30)	Gerald Griffin (35)	Gerald Griffin (2)	Alton Pons (25)
1959	John Burgwyn (.324)	Gerald Griffin (16)	John Burgwyn (24)	Ferg Norton (2)	Vaughn Bryson (12)
1960	Gerald Griffin (.321)	Ferg Norton (29)	Gerald Griffin (36)	Griffin, Norton (3)	Gerald Griffin (21)
1961	Jim Mooring (.427)	Ferg Norton (21)	Jim Mooring (32)	Mooring, DeLolloio (3)	Jim Mooring (21)
1962	Buddy Tilden (.339)	Paul Swing (22)	Neal, Swing (28)	Tilden, Neal (2)	Larry Neal (16)
1963	Tom Wright (.377)	Dick Prindle (24)	Jim Speight (35)	Ken Willard (4)	Ken Willard (18)
1964	John Shaw (.364)	Jim Speight (32)	Dick Prindle (41)	Ken Willard (11)	Ken Willard (40)
1965	Danny Talbott (.362)	Taylor, Prindle (21)	Danny Talbott (38)	Bonczek, Black (3)	Danny Talbott (24)
1966	Charlie Carr (.397)	Charlie Carr (26)	Danny Talbott (51)	four with 3	Carr, Talbott (21)
1967	Skip Hull (.363)	Danny Talbott (20)	Danny Talbott (32)	Garry Hill (4)	Danny Talbott (18)
1968	Doug Lanham (.333)	Ron Lemonds (22)	Skip Hull (36)	Skip Hull (4)	Skip Hull (26)
1969	Eddie Hill (.377)	Eddie Hill (23)	Eddie Hill (46)	Skip Hull (7)	Skip Hull (27)
1970	Eddie Hill (.357)	Eddie Hill (16)	Eddie Hill (35)	Eddie Hill (5)	Eddie Hill (14)
1971	Doug Lanham (.336)	Bob Elliott (31)	Jack Gillis (44)	Larry Kiser (4)	Jack Gillis (31)
1972	Tom Gillis (.344)	Mike Roberts (25)	Bobby Guthrie (36)	Mike Roberts (2)	Jack Leachman (22)
1973	Jack Leachman (.243)	Lee Smith (12)	Kennedy, Guthrie (21)	three with 2	Guthrie, Lydecker (12)
1974	Dale Lydecker (.350)	Bobby Guthrie (26)	Bobby Guthrie (43)	Bobby Guthrie (6)	Bobby Guthrie (24)
1975	Steve Rackley (.319)	Steve Rackley (25)	Chris Knepp (40)	Early Jones (4)	Mike Wilkerson (27)
1976	Kevin Haeberle (.346)	Steve Rackley (24)	Steve Rackley (38)	Early Jones (4)	three with 18
1977	Jim Atkinson (.341)	Jim Atkinson (23)	Randy Warrick (43)	Jim Atkinson (5)	Jim Atkinson (23)
1978	Dave Barnett (.356)	Jim Atkinson (45)	Jim Atkinson (71)	three with 6	Greg Robinson (49)
1979	Roy Clark (.382)	Jim Atkinson (56)	Roy Clark (84)	Jim Atkinson (16)	Jim Atkinson (52)
1980	Scott Bradley (.386)	Scott Bradley (59)	Scott Bradley (96)	Scott Bradley (10)	Scott Bradley (63)
1981	Joe Reto (.392)	Drex Roberts (55)	Scott Bradley (76)	Joe Reto (13)	Scott Bradley (50)
1982	Chris Pittaro (.283)	Barney Spooner (42)	Pete Kumiega (60)	Pete Kumiega (12)	Pete Kumiega (42)
1983	B.J. Surhoff (.386)	Drex Roberts (65)	B.J. Surhoff (80)	Pete Kumiega (12)	Jeff Hubbard (56)
1984	B.J. Surhoff (.400)	B.J. Surhoff (65)	B.J. Surhoff (98)	Todd Wilkinson (14)	Todd Wilkinson (57)
1985	B.J. Surhoff (.388)	B.J. Surhoff (77)	B.J. Surhoff (87)	Scott Johnson (22)	Scott Johnson (81)
1986	Darin Campbell (.349)	Devy Bell (57)	Devy Bell (73)	Devy Bell (24)	Devy Bell (64)
1987	Jesse Levis (.344)	Steve Mrowka (56)	Howard Freiling (72)	Bell, Campbell (17)	Howard Freiling (69)
1988	Tom Nevin (.343)	Tom Nevin (70)	Tom Nevin (81)	Tom Nevin (13)	Darin Campbell (49)
1989	Jesse Levis (.341)	Jesse Levis (41)	Jesse Levis (78)	Todd Nichols (8)	Todd Nichols (40)
1990	Steve Estroff (.389)	Kurt Green (53)	Steve Estroff (89)	Steve Estroff (15)	Steve Estroff (73)
1991	Cy Richardson (.333)	Brad Woodall (45)	Chad Holbrook (66)	Chris Cox (12)	Darren Villani (49)
1992	Donnie Leshnock (.336)	Manny DaSilva (39)	Chad Holbrook (65)	Chris Cox (17)	Chris Cox (43)
1993	Chad Holbrook (.353)	Chad Holbrook (56)	Chad Holbrook (88)	Cookie Massey (18)	Manny DaSilva (66)
1994	Manny DaSilva (.399)	Manny DaSilva (61)	Manny DaSilva (93)	Cookie Massey (22)	Cookie Massey (49)
1995	Josh Rowell (.381)	Michael Stoner (47)	Michael Stoner (81)	Michael Stoner (12)	David Boone (51)
1996	Mitch Jones (.369)	Michael Stoner (55)	Michael Stoner (79)	Michael Stoner (20)	Michael Stoner (65)
1997	Brian Roberts (.427)	Brian Roberts (63)	Brian Roberts (102)	Gregg Donohue (15)	Gregg Donohue (60)
1998	Brian Roberts (.353)	Brian Roberts (79)	Brian Roberts (91)	Jarrett Shearin (14)	Jarrett Shearin (68)
1999	Tyrell Godwin (.371)	Moylan, Shearin (57)	Godwin, Hooper (82)	Ryan Earey (15)	Ryan Earey (63)
2000	Adam Greenberg (.386)	Adam Greenberg (69)	Adam Greenberg (98)	Ryan Earey (14)	Godwin, Earey (67)
2001	Chad Prosser (.357)	Adams, Greenberg (52)	Russ Adams (79)	Maples, Blake (7)	Ryan Blake (42)
2002	Russ Adams (.370)	Adam Greenberg (80)	Chris Maples (95)	Chris Maples (23)	Chris Maples (79)
2003	Jeremy Cleveland (.410)	Jeremy Cleveland (74)	Jeremy Cleveland (103)	Jeremy Cleveland (19)	Jeremy Cleveland (65)
2004	Marshall Hubbard (.352)	Chris Iannetta (61)	Marshall Hubbard (88)	Marshall Hubbard (17)	Marshall Hubbard (83)
2005	Mike Daniel (.351)	Greg Mangum (51)	Matt Ellington (77)	Chad Flack (15)	Matt Ellington (55)
2006	Josh Horton (.395)	Flack, Fronk (68)	Chad Flack (112)	Jay Cox (15)	Chad Flack (68)
2007	Dustin Ackley (.402)	Reid Fronk (73)	Dustin Ackley (119)	Reid Fronk (11)	Dustin Ackley (74)
2008	Dustin Ackley (.417)	Dustin Ackley (82)	Dustin Ackley (116)	Tim Fedroff (12)	Kyle Seager (75)
2009	Dustin Ackley (.417)	Dustin Ackley (75)	Dustin Ackley (111)	Dustin Ackley (22)	Dustin Ackley (73)
2010	Levi Michael (.346)	Levi Michael (76)	Ben Bunting (77)	Levi Michael (9)	Brian Goodwin (63)
2011	Colin Moran (.335)	Tommy Coyle (57)	Tommy Coyle (84)	Colin Moran (9)	Colin Moran (71)
2012	Colin Moran (.365)	Tommy Coyle (53)	Chaz Frank (71)	Cody Stubbs (5)	Jacob Stallings (42)
2013	Cody Stubbs (.366)	Colin Moran (76)	Cody Stubbs (101)	Colin Moran (13)	Colin Moran (91)
2014	Michael Russell (.339)	Michael Russell (43)	Michael Russell (78)	four with 4	Tom Zengel (33)





Kent Emanuel was Carolina's leader in strikeouts in both 2012 and 2013.



Reilly Hovis had a team-high nine wins in 2014.

Year	Appearances	Innings Pitched	Wins	Earned Run Average	Strikeouts
1954	Charlie Aycock (10)	Charlie Aycock (61)	Joe Morgan (4)	Charlie Aycock (2.81)	Charlie Aycock (25)
1955	Jim Raugh (12)	Jim Raugh (82)	Jim Raugh (5)	Tom Maultsby (2.57)	Jim Raugh (61)
1956	Jim Raugh (14)	Jim Raugh (80)	Jim Raugh (6)	Jim Raugh (2.71)	Jim Raugh (59)
1957	Jim Raugh (13)	Jim Raugh (93.2)	Jim Raugh (7)	Charlie Aycock (0.75)	Jim Raugh (81)
1958	Wayne Young (13)	Wayne Young (100.1)	Wayne Young (7)	Wayne Young (0.90)	Wayne Young (78)
1959	Wayne Young (12)	Wayne Young (74.1)	Wayne Young (6)	Ben Hammett (2.30)	Wayne Young (53)
1960	Wayne Young (14)	Wayne Young (108)	Wayne Young (9)	Wayne Young (1.50)	Wayne Young (69)
1961	Nicky Warren (11)	Nicky Warren (66)	Nicky Warren (7)	Nicky Warren (2.46)	Nicky Warren (28)
1962	Bobby Cox (14)	Dave Murr (56)	three with 2	Jack Rees (3.38)	Dave Murr (32)
1963	Bill Haywood (16)	Bill Haywood (71)	Bill Haywood (6)	Bill Haywood (1.65)	Bill Haywood (62)
1964	Bill Haywood (16)	Bill Haywood (87.1)	Bill Haywood (10)	Bill Haywood (1.13)	Bill Haywood (83)
1965	Bill Dannemann (12)	Jerry Davis (56.2)	Jerry Davis (4)	Bob Reagan (0.43)	Danny Walker (38)
1966	Danny Walker (20)	Danny Walker (94)	Danny Walker (7)	George McRae (1.71)	Danny Walker (59)
1967	Tom Buskey (11)	Garry Hill (89)	Garry Hill (8)	Garry Hill (0.70)	Garry Hill (73)
1968	Tom Buskey (14)	Dave Lemonds (72.1)	Dave Lemonds (7)	Dave Lemonds (1.49)	Dave Lemonds (96)
1969	E. Hill, Buskey (13)	Tom Buskey (94)	Tom Buskey (11)	Robert Rhodes (1.68)	Tom Buskey (78)
1970	three with 10	Eddie Hill (66.2)	Eddie Hill (5)	Eddie Hill (1.07)	Eddie Hill (43)
1971	Jim Chamberlain (12)	Jim Chamberlain (59.2)	two with 4	Jim Chamberlain (3.01)	Jim Chamberlain (80)
1972	Mike Merritt (12)	Jim Chamberlain (62)	Mike Merritt (6)	John Dannemann (1.07)	Jim Chamberlain (54)
1973	Jim Chamberlain (11)	Mike Merritt (52.2)	Mike Merritt (4)	Mike Merritt (2.05)	Jim Chamberlain (46)
1974	Bruce Arrowood (11)	John Dannemann (72.1)	John Dannemann (6)	Bruce Arrowood (0.84)	Mike Merritt (46)
1975	Bruce Arrowood (11)	Bill Paschall (75.1)	Bill Paschall (5)	Bill Paschall (1.43)	Bill Paschall (59)
1976	three with 10	Bill Paschall (87.2)	Bob Thomson (6)	Bill Paschall (1.74)	Bill Paschall (64)
1977	Norris, Horne (9)	Greg Norris (61.1)	Thomson, Norris (4)	Monty DeRatt (2.01)	Greg Norris (64)
1978	Greg Norris (16)	Greg Norris (133.2)	Greg Norris (14)	Greg Norris (1.75)	Greg Norris (118)
1979	Greg Norris (15)	Blaine Smith (82)	Bill Gallagher (7)	David Kirk (2.12)	Bill Gallagher (94)
1980	James Parks (25)	Mark Ochal (100.1)	Mark Ochal (10)	David Kirk (2.58)	David Kirk (70)
1981	James Parks (21)	Mark Ochal (106.1)	Mark Ochal (11)	Chris Kahler (2.05)	Mark Ochal (63)
1982	Ronnie Huffman (28)	Brad Powell (81)	Dave Droschak (7)	Ronnie Huffman (3.33)	Brad Powell (57)
1983	Tim Kirk (20)	Brad Powell (97.1)	Scott Bankhead (9)	Roger Williams (1.19)	Brad Powell (90)
1984	Tim Kirk (27)	Roger Williams (102)	Scott Bankhead (11)	Scott Bankhead (1.50)	Scott Bankhead (124)
1985	Tim Kirk (25)	Roger Williams (87.2)	Roger Williams (8)	Greg Karpuk (2.90)	Roger Williams (113)
1986	Gordon Douglas (24)	Ken Turner (72)	Ken Turner (7)	Todd Kopczynski (3.69)	Ken Turner (57)
1987	Doug Torborg (20)	David Trautwein (94)	Michael Hoog (8)	Jim Dougherty (3.21)	David Trautwein (59)
1988	Gresham, Fernandez (19)	Michael Hoog (109.1)	Michael Hoog (10)	Rich Fernandez (1.80)	Michael Hoog (83)
1989	Brad Woodall (26)	John Thoden (133.2)	John Thoden (12)	Brad Woodall (1.19)	John Thoden (98)
1990	Paul Shuey (31)	Jim Dougherty (115.2)	Jim Dougherty (12)	Jim Dougherty (1.71)	Michael Hoog (89)
1991	Brad Woodall (31)	Derek Manning (85.1)	Woodall, Johnson (6)	Paul Shuey (1.70)	Brad Woodall (70)
1992	Thad Chrismon (32)	Thad Chrismon (113.1)	Thad Chrismon (8)	Paul Shuey (3.13)	Paul Shuey (87)
1993	Thad Chrismon (38)	Derek Manning (117.2)	Derek Manning (11)	Scott Wissell (2.60)	Derek Manning (105)
1994	Thad Chrismon (35)	Sean Murphy (99.2)	Sean Murphy (9)	Thad Chrismon (2.37)	Sean Murphy (113)
1995	Thad Chrismon (36)	Sean Murphy (112.0)	Sean Murphy (11)	Thad Chrismon (2.86)	Sean Murphy (125)
1996	Ethan Stein (25)	A.Y. Yoder (103.1)	A.Y. Yoder (7)	Jim Wallace (3.72)	Jim Wallace (71)
1997	Nye, Wallace (20)	Mike Bynum (79.0)	Rodney Nye (8)	Jay Madeira (4.32)	Mike Bynum (92)
1998	Derrick DePriest (44)	Derrick DePriest (114.1)	three with 7	Corey Richardson (2.61)	Mike Bynum (95)
1999	Derrick DePriest (36)	Kyle Snyder (96.2)	three with 7	Derrick DePriest (1.71)	Kyle Snyder (102)
2000	Derrick DePriest (35)	Ryan Snare (109.0)	Ryan Snare (10)	Derrick DePriest (2.89)	Ryan Snare (102)
2001	Whitley Benson (25)	Scott Autrey (68.0)	Jason Howell (6)	Ralph Roberts (4.03)	Robinson, Autrey (42)
2002	Michael Gross (32)	Scott Autrey (97.2)	Carter Harrell (8)	Scott Senatore (2.08)	Scott Autrey (87)
2003	Kevin Brower (33)	Daniel Moore (93.2)	Moore, Kalkhof (7)	Scott Senatore (2.81)	Adam Kalkhof (77)
2004	Michael Gross (32)	Daniel Bard (95.0)	Bard, Woodard (8)	Michael Gross (2.24)	Andrew Miller (88)
2005	Jonathan Hovis (27)	Robert Woodard (98.1)	Miller, Woodard (8)	Matt Danford (1.41)	Andrew Miller (104)
2006	Jonathan Hovis (38)	Andrew Miller (123.1)	Andrew Miller (13)	Jonathan Hovis (1.17)	Andrew Miller (133)
2007	Rob Wooten (47)	Robert Woodard (114.2)	Adam Warren (12)	Andrew Carignan (1.43)	Robert Woodard (84)
2008	Rob Wooten (44)	Alex White (101.2)	Alex White (13)	Rob Wooten (1.87)	Alex White (113)
2009	Brian Moran (36)	Alex White (107.0)	Adam Warren (10)	Brian Moran (2.31)	Alex White (121)
2010	Greg Holt (26)	Matt Harvey (96.0)	Matt Harvey (8)	Matt Harvey (3.09)	Matt Harvey (102)
2011	Greg Holt (33)	Patrick Johnson (113.0)	Patrick Johnson (13)	Kent Emanuel (2.33)	Patrick Johnson (125)
2012	two with 38	Kent Emanuel (110.0)	two with 8	Michael Morin (1.40)	Kent Emanuel (100)
2013	two with 32	Kent Emanuel (131.2)	Trent Thornton (12)	Trent Thornton (1.37)	Kent Emanuel (98)
2014	two with 34	Benton Moss (97.0)	Reilly Hovis (9)	Reilly Hovis (2.25)	Trent Thornton (83)





Carolina won its sixth ACC tournament title in 2013.

ACC Tournament Opponents		
Opponent	Record	Last
Clemson	12-16	2013
Duke	11-2	2009
Florida State	1-9	2014
Georgia Tech	4-10	2007
Maryland	12-1	2014
Miami	1-2	2013
NC State	11-11	2014
Virginia	9-8	2014
Virginia Tech	1-0	2013
Wake Forest	12-7	2012
<b>Total</b>	<b>74-66</b>	

Title Game Appearances	
1980, 1981, 1982, 1983, 1984, 1988, 1989, 1990, 2007, 2013	

Championships Won	
1982, 1983, 1984, 1990, 2007, 2013	

<b>1994 (Greenville, S.C.)</b>	1-2
Georgia Tech 7, North Carolina 4 North Carolina 13, Duke 12 NC State 11, North Carolina 6	
<b>1995 (Greenville, S.C.)</b>	2-2
North Carolina 4, Wake Forest 1 Clemson 6, North Carolina 4 North Carolina 12, Georgia Tech 9 Florida State 10, North Carolina 1	
<b>1996 (Durham, N.C.)</b>	0-2
Georgia Tech 13, North Carolina 9 Duke 13, North Carolina 3	
<b>1997 (St. Petersburg, Fla.)</b>	2-2
North Carolina 4, Maryland 2 Georgia Tech 7, North Carolina 6 North Carolina 4, Wake Forest 3 NC State 4, North Carolina 2	
<b>1998 (Durham, N.C.)</b>	2-2
North Carolina 4, Clemson 1 North Carolina 3, Duke 0 Florida State 13, North Carolina 11 Wake Forest 3, North Carolina 0	
<b>1999 (Durham, N.C.)</b>	0-2
Georgia Tech 15, North Carolina 4 Maryland 6, North Carolina 3	
<b>2000 (Fort Mill, S.C.)</b>	1-2
Wake Forest 8, North Carolina 7 (13 innings) North Carolina 13, Duke 7 Florida State 4, North Carolina 1	
<b>2001 (Fort Mill, S.C.)</b>	0-2
Wake Forest 11, North Carolina 8 Clemson 7, North Carolina 6	
<b>2002 (St. Petersburg, Fla.)</b>	1-2
North Carolina 11, Virginia 10 Wake Forest 9, North Carolina 7 (11 innings) Georgia Tech 10, North Carolina 8	
<b>2003 (Salem, Va.)</b>	2-2
North Carolina 10, Clemson 2 North Carolina 3, Florida State 2 (10 innings) NC State 7, North Carolina 6 Georgia Tech 10, North Carolina 6	
<b>2004 (Salem, Va.)</b>	3-2
Clemson 7, North Carolina 6 North Carolina 14, Maryland 0 North Carolina 20, Duke 2 North Carolina 6, Clemson 5 Florida State 8, North Carolina 7 (11 innings)	
<b>2005 (Jacksonville, Fla.)</b>	0-2
Florida State 3, North Carolina 2 (13 innings) Wake Forest 2, North Carolina 1	
<b>2006 (Jacksonville, Fla.)</b>	0-2
NC State 9, North Carolina 3 Florida State 7, North Carolina 6	
<b>2007 (Jacksonville, Fla.)</b>	3-1
Georgia Tech 8, North Carolina 4 North Carolina 14, NC State 5 North Carolina 5, Virginia 0 North Carolina 3, Wake Forest 2 **	
<b>2008 (Jacksonville, Fla.)</b>	1-2
Virginia 8, North Carolina 7 North Carolina 2, Wake Forest 0 Florida State 9, North Carolina 6	
<b>2009 (Durham, N.C.)</b>	1-2
North Carolina 8, Duke 3 Virginia 11, North Carolina 1 Clemson 4, North Carolina 3 (11 innings)	
<b>2011 (Durham, N.C.)</b>	1-2
Miami 7, North Carolina 5 North Carolina 9, Wake Forest 0 Virginia 3, North Carolina 2	
<b>2012 (Greensboro, N.C.)</b>	2-1
North Carolina 6, Wake Forest 0 Miami 5, North Carolina 3 North Carolina 4, NC State 0 (12 innings)	
<b>2013 (Durham, N.C.)</b>	4-0
North Carolina 10, Miami 0 (8 innings) North Carolina 12, Clemson 7 (14 innings) North Carolina 2, NC State 1 (18 innings) North Carolina 4, Virginia Tech 1** **Championship Game	
<b>2014 (Greensboro, N.C.)</b>	2-2
North Carolina 4, NC State 3 Florida State 7, North Carolina 1 Virginia 3, North Carolina 2 North Carolina 13, Maryland 7	

<b>1983 (Chapel Hill, N.C.)</b>	5-1
North Carolina 4, Duke 2 North Carolina 13, Maryland 11 North Carolina 6, Clemson 5 North Carolina 5, Virginia 4 (11 innings) Clemson 5, North Carolina 2 North Carolina 10, Clemson 1 **	
<b>1984 (Durham, N.C.)</b>	5-0
North Carolina 15, Wake Forest 2 North Carolina 4, Maryland 0 North Carolina 13, NC State 12 North Carolina 7, Clemson 6 North Carolina 9, Georgia Tech 4 **	
<b>1985 (Atlanta, Ga.)</b>	1-2
North Carolina 15, Duke 2 Clemson 3, North Carolina 2 Virginia 10, North Carolina 3	
<b>1986 (Durham, N.C.)</b>	2-2
North Carolina 5, Virginia 4 (10 innings) NC State 7, North Carolina 6 (11 innings) North Carolina 9, Virginia 7 Georgia Tech 9, North Carolina 7	
<b>1987 (Greenville, S.C.)</b>	2-2
North Carolina 13, Maryland 9 Clemson 7, North Carolina 4 North Carolina 11, Duke 10 (12 innings) NC State 14, North Carolina 13	
<b>1988 (Greenville, S.C.)</b>	4-2
North Carolina 13, Virginia 1 North Carolina 1, Clemson 0 North Carolina 5, Georgia Tech 3 Clemson 5, North Carolina 4 North Carolina 7, Clemson 6 Georgia Tech 6, North Carolina 2 **	
<b>1989 (Greenville, S.C.)</b>	3-2
North Carolina 6, Duke 4 North Carolina 4, NC State 2 Clemson 5, North Carolina 4 North Carolina 6, Wake Forest 2 Clemson 12, North Carolina 4 **	
<b>1990 (Greenville, S.C.)</b>	5-0
North Carolina 3, Maryland 1 North Carolina 9, Georgia Tech 4 North Carolina 3, Clemson 1 North Carolina 7, Virginia 3 North Carolina 5, NC State 0 **	
<b>1991 (Greenville, S.C.)</b>	1-2
Wake Forest 7, North Carolina 2 North Carolina 3, Maryland 1 Virginia 5, North Carolina 1	
<b>1992 (Greenville, S.C.)</b>	2-2
Georgia Tech 5, North Carolina 4 North Carolina 11, Maryland 7 North Carolina 7, Wake Forest 3 Florida State 7, North Carolina 3	
<b>1993 (Greenville, S.C.)</b>	2-2
North Carolina 4, Wake Forest 3 North Carolina 6, NC State 0 Clemson 7, North Carolina 4 NC State 12, North Carolina 7	



<b>NCAA Tournament Opponents</b>		
<b>29 appearances</b>		
<b>Opponent</b>	<b>Record</b>	<b>Last Meeting</b>
Alabama	3-0	2006
Arizona State	0-2	2009
Arkansas	0-1	1989
Auburn	1-0	1978
California	1-0	2010
Cal State Fullerton	2-0	2006
Canisius	1-0	2013
The Citadel	2-2	2004
Clemson	1-0	2006
Coastal Carolina	4-0	2009
Cornell	1-0	2012
Dartmouth	1-0	2009
Delaware	0-1	1983
East Carolina	7-1	2012
Eastern Kentucky	1-0	1984
East Tennessee St.	1-0	1978
Florida	2-1	2014
Florida Atlantic	1-1	2013
Florida International	2-0	1998
Florida Southern	1-0	1960
Florida State	1-2	1989
Fresno State	1-2	2008
Furman	1-0	1969
George Washington	1-1	1948
Georgia	0-1	1990
Georgia Tech	1-0	1948
Hawaii	1-1	1993
Illinois	1-0	1948
Iowa	1-0	1990
Jacksonville	2-0	2007
James Madison	4-0	2011
Kansas	1-0	2009
Lafayette	0-1	1948
Long Beach St.	0-2	2014
Louisville	1-0	2007
LSU	3-0	2013
Maine	2-0	2011
Memphis State	1-1	1978
Miami	1-2	1998
Michigan	1-0	1978
Minnesota	0-1	1960
Mississippi	0-4	1969
Mississippi State	6-1	2007
Missouri	1-0	2003
Mount St. Mary's	1-0	2008
Nevada	1-1	1999
New Orleans	0-1	1984
Nicholls State	1-0	1989
NC State	1-1	2013
UNC Wilmington	2-0	2008
Notre Dame	1-1	2005
Oklahoma	0-2	2010
Oklahoma State	0-2	1966
Oral Roberts	1-1	2010
Oregon State	1-4	2007
Penn State	1-2	2000
Rice	2-1	2007
Rutgers	2-1	2000
St. John's	1-2	2012
South Carolina	6-9	2013
South Florida	1-0	1995
Southern California	0-2	1978
Southern Miss	1-0	2009
Stanford	2-1	2011
Texas	1-0	2011
Texas A&M	0-2	1995
Texas Tech	0-1	1998
Towson	1-0	2013
UCLA	1-1	2013
Vanderbilt	0-2	2011
Virginia Tech	1-0	1969
Western Carolina	1-0	2007
William & Mary	1-0	1983
Winthrop	2-0	2006
Yale	1-1	1993
<b>Totals</b>	<b>97-66</b>	
<b>College World Series (17-21)</b>		
1960, 1966, 1978, 1989, 2006, 2007, 2008, 2009, 2011, 2013		

**1948 District III Regional (Charlotte, N.C.)**

North Carolina 15, Georgia Tech 0  
 North Carolina 11, Alabama 3  
 George Washington 5, North Carolina 4  
 North Carolina 10, George Washington 0

**1948 Eastern Regional (Winston-Salem, N.C.)**

Yale 6, North Carolina 1  
 North Carolina 7, Illinois 3  
 Lafayette 5, North Carolina 2

**1960 District III Regional (Gastonia, N.C.)**

North Carolina 2, Florida Southern 1  
 North Carolina 13, The Citadel 1  
 North Carolina 7, Florida 5

**1960 College World Series (Omaha, Neb.)**

Minnesota 8, North Carolina 3  
 Oklahoma State 7, North Carolina 0

**1964 District III Regional (Gastonia, N.C.)**

North Carolina 8, East Carolina 0  
 Mississippi 4, North Carolina 3  
 North Carolina 13, East Carolina 2  
 Mississippi 13, North Carolina 1

**1966 District III Regional (Gastonia, N.C.)**

North Carolina 7, East Carolina 1  
 North Carolina 5, Mississippi State 4  
 Florida State 6, North Carolina 5  
 North Carolina 6, Florida State 4

**1966 College World Series (Omaha, Neb.)**

Southern California 6, North Carolina 2  
 Oklahoma State 5, North Carolina 1

**1969 District III Regional (Gastonia, N.C.)**

North Carolina 3, Furman 0  
 Mississippi 6, North Carolina 5  
 North Carolina 5, Virginia Tech 1  
 Mississippi 5, North Carolina 2

**1978 South Regional (Auburn, Ala.)**

North Carolina 15, East Tennessee State 1  
 North Carolina 3, Auburn 2  
 Memphis State 8, North Carolina 6  
 North Carolina 11, Memphis State 9

**1978 College World Series (Omaha, Neb.)**

Oral Roberts 11, North Carolina 0  
 North Carolina 9, St. John's 5  
 North Carolina 7, Michigan 6  
 Southern California 3, North Carolina 2

**1982 East Regional (Columbia, S.C.)**

The Citadel 9, North Carolina 4  
 East Carolina 1, North Carolina 0

**1983 East Regional (Chapel Hill, N.C.)**

North Carolina 11, William & Mary 0  
 The Citadel 5, North Carolina 3  
 Delaware 6, North Carolina 5

**1984 South II Regional (Starkville, Miss.)**

North Carolina 4, Eastern Kentucky 2  
 South Carolina 5, North Carolina 4  
 New Orleans 13, North Carolina 6

**1989 South Regional (Starkville, Miss.)**

North Carolina 8, Nicholls State 4  
 North Carolina 8, Jacksonville 3  
 North Carolina 2, Mississippi State 1  
 Mississippi State 6, North Carolina 0  
 North Carolina 7, Mississippi State 1

**1989 College World Series (Omaha, Neb.)**

Florida State 4, North Carolina 2  
 Arkansas 7, North Carolina 3

**1990 Northeast Regional (Waterbury, Conn.)**

North Carolina 3, Rutgers 2  
 North Carolina 5, Iowa 3  
 Georgia 5, North Carolina 4  
 Rutgers 9, North Carolina 7

**1993 Central I Regional (College Station, Texas)**

Hawaii 9, North Carolina 8  
 North Carolina 11, Yale 6  
 North Carolina 10, Hawaii 8  
 North Carolina 8, UCLA 5  
 Texas A&M 14, North Carolina 2

**1995 Atlantic II Regional (Coral Gables, Fla.)**

North Carolina 6, South Florida 3  
 North Carolina 6, FIU 5  
 Miami 8, North Carolina 4  
 Texas A&M 7, North Carolina 0

**1998 Atlantic I Regional (Coral Gables, Fla.)**

Texas Tech 6, North Carolina 2  
 North Carolina 6, Miami 5  
 North Carolina 8, FIU 2  
 North Carolina 4, South Carolina 2  
 Miami 7, North Carolina 4

**1999 Palo Alto Regional (Palo Alto, Calif.)**

North Carolina 8, Nevada 5  
 Stanford 7, North Carolina 4  
 Nevada 5, North Carolina 1

**2000 Upper Montclair Regional (Upper Montclair, N.J.)**

North Carolina 14, Penn State 5  
 North Carolina 9, Rutgers 3  
 Penn State 6, North Carolina 5  
 Penn State 10, North Carolina 3

**2002 Columbia Regional (Columbia, S.C.)**

North Carolina 5, James Madison 0  
 South Carolina 9, North Carolina 6  
 North Carolina 9, James Madison 7  
 North Carolina 8, South Carolina 4  
 South Carolina 3, North Carolina 1

**2003 Starkville Regional (Starkville, Miss.)**

North Carolina 4, Missouri 3  
 North Carolina 10, Mississippi State 5  
 North Carolina 8, Mississippi State 6

**2003 Columbia Super Regional (Columbia, S.C.)**

South Carolina 5, North Carolina 4  
 South Carolina 14, North Carolina 4

**2004 Columbia Regional (Columbia, S.C.)**

North Carolina 6, Coastal Carolina 5  
 South Carolina 5, North Carolina 2  
 North Carolina 6, The Citadel 3  
 South Carolina 7, North Carolina 6



**2005 Gainesville Regional  
(Gainesville, Fla.)**

North Carolina 5, Notre Dame 1  
Florida 5, North Carolina 2  
Notre Dame 3, North Carolina 0

**2006 Chapel Hill Regional  
(Chapel Hill, N.C.)**

North Carolina 15, Maine 7  
North Carolina 14, Winthrop 4  
North Carolina 14, Winthrop 2

**2006 Tuscaloosa Super Regional (Tuscaloosa, Ala.)**

North Carolina 11, Alabama 5  
North Carolina 8, Alabama 7

**2006 College World Series (Omaha, Neb.)**

North Carolina 7, Cal State Fullerton 5  
North Carolina 2, Clemson 0  
North Carolina 6, Cal State Fullerton 5  
North Carolina 4, Oregon State 3\*  
Oregon State 11, North Carolina 7\*  
Oregon State 3, North Carolina 2\*

**2007 Chapel Hill Regional  
(Chapel Hill, N.C.)**

North Carolina 6, Jacksonville 0  
North Carolina 11, East Carolina 10  
North Carolina 6, Western Carolina 5

**2007 Chapel Hill Super Regional  
(Chapel Hill, N.C.)**

North Carolina 9, South Carolina 6  
South Carolina 8, North Carolina 6  
North Carolina 9, South Carolina 4

**2007 College World Series (Omaha, Neb.)**

North Carolina 8, Mississippi State 5  
Rice 14, North Carolina 4  
North Carolina 3, Louisville 1  
North Carolina 6, Rice 1  
North Carolina 7, Rice 4  
Oregon State 11, North Carolina 4\*  
Oregon State 9, North Carolina 3\*

**2008 Cary Regional  
(Cary, N.C.)**

North Carolina 16, Mount St. Mary's 8  
North Carolina 5, UNC Wilmington 1  
North Carolina 7, UNC Wilmington 3

**2008 Cary Super Regional  
(Cary, N.C.)**

North Carolina 9, Coastal Carolina 4  
North Carolina 14, Coastal Carolina 4

**2008 College World Series (Omaha, Neb.)**

North Carolina 9, LSU 4  
Fresno State 5, North Carolina 3  
North Carolina 7, LSU 3  
North Carolina 4, Fresno State 3  
Fresno State 6, North Carolina 1

**2009 Chapel Hill Regional  
(Chapel Hill, N.C.)**

North Carolina 5, Dartmouth 2  
North Carolina 14, Coastal Carolina 5  
North Carolina 12, Kansas 1

**2009 Chapel Hill Super Regional  
(Chapel Hill, N.C.)**

North Carolina 10, East Carolina 1  
North Carolina 9, East Carolina 3

**2009 College World Series (Omaha, Neb.)**

Arizona State 5, North Carolina 2  
North Carolina 11, Southern Miss 4  
Arizona State 12, North Carolina 5

**2010 Norman Regional  
(Norman, Okla.)**

North Carolina 12, California 3  
Oklahoma 7, North Carolina 6 (10)  
North Carolina 12, Oral Roberts 4  
Oklahoma 3, North Carolina 2

**2011 Chapel Hill Regional  
(Chapel Hill, N.C.)**

North Carolina 4, Maine 0  
North Carolina 14, James Madison 0  
North Carolina 9, James Madison 3

**2011 Chapel Hill Super Regional  
(Chapel Hill, N.C.)**

North Carolina 5, Stanford 2  
North Carolina 7, Stanford 5

**2011 College World Series  
(Omaha, Neb.)**

Vanderbilt 7, North Carolina 3  
North Carolina 3, Texas 0  
Vanderbilt 5, North Carolina 1

**2012 Chapel Hill Regional  
(Chapel Hill, N.C.)**

North Carolina 7, Cornell 4  
St. John's 5, North Carolina 4  
North Carolina 5, East Carolina 3  
St. John's 9, North Carolina 5

**2013 Chapel Hill Regional  
(Chapel Hill, N.C.)**

North Carolina 6, Canisius 3  
North Carolina 8, Towson 5  
Florida Atlantic 3, North Carolina 2  
North Carolina 12, Florida Atlantic 11 (13 innings)

**2013 Chapel Hill Super Regional  
(Chapel Hill, N.C.)**

North Carolina 6, South Carolina 5  
South Carolina 8, North Carolina 0  
North Carolina 5, South Carolina 4

**2013 College World Series  
(Omaha, Neb.)**

NC State 8, North Carolina 1  
North Carolina 4, LSU 2  
North Carolina 7, NC State 0  
UCLA 4, North Carolina 1

**2014 Gainesville Regional  
(Gainesville, Fla.)**

Long Beach State 6, North Carolina 1  
North Carolina 5, Florida 2  
Long Beach State 12, North Carolina 5

\*CWS Championship Series





**1960 College World Series**

- Final Record: 22-7, 11-3 ACC
- Head Coach: Walter Rabb



**2007 College World Series**

- Final Record: 57-16, 21-9 ACC
- Head Coach: Mike Fox



**1966 College World Series**

- Final Record: 21-13, 12-2 ACC
- Head Coach: Walter Rabb



**2008 College World Series**

- Final Record: 54-14, 22-7 ACC
- Head Coach: Mike Fox



**1978 College World Series**

- Final Record: 38-17, 9-3 ACC
- Head Coach: Mike Roberts



**2009 College World Series**

- Final Record: 48-18, 19-10 ACC
- Head Coach: Mike Fox



**1989 College World Series**

- Final Record: 41-18-1, 15-4 ACC
- Head Coach: Mike Roberts



**2011 College World Series**

- Final Record: 51-16, 20-10 ACC
- Head Coach: Mike Fox



**2006 College World Series**

- Final Record: 54-15, 22-8 ACC
- Head Coach: Mike Fox



**2013 College World Series**

- Final Record: 59-12, 21-7 ACC
- Head Coach: Mike Fox



**Carolina Old Leaguers**

The Carolina Old Leaguers is a group of former UNC baseball monogram winners whose primary goal is to encourage support of the University and the Tar Heel baseball program. The Old Leaguers have established an endowed scholarship for baseball in honor of former head coach Walter Rabb and in memory of his wife Amy.

The Old Leaguers meet annually on a fall weekend in Chapel Hill where they play golf, attend a football game and have a lunch picnic at Boshamer Stadium. It's always a great opportunity to mingle and see old friends.

Please contact Dave Arendas in the UNC Baseball Office by phone (919-962-6999) with address changes or information.

Hal Abbott	1979
Dustin Ackley	2007-08-09
Mell Adams	2002-03-04
Russ Adams	2000-01-02
Josh Ake	2012
Rick Alexander	1976-77
Billy Allen	1994-95
Zero Allen	1949
Kenny Anderson	1983
Tom Andrew	1947-48-49
Mike Andrews	1985
Dave Arendas	1987-88-89-90
Bruce Arrowood	1974-75
Jim Atkinson	1976-77-78-79
Grayson Atwood	2012-13
Scott Autrey	2000-01-02
Charlie Aycock	1954-57-58

Joe Bailey	1966
Garry Bakker	2002-03-04
Al Baldwin	1958-59-60
Jimmy Baldwin	1973-74-75-76
Nathan Baldwin	2000
Seth Baldwin	2009-10-11
Jim Ballou	1949-50
Scott Bankhead	1982-83-84
Al Barbour	1972
Daniel Bard	2004-05-06
Jared Bard	2007
Jacob Barker	1994-95
Win Barkley	1975-76-77
Brent Barnett	1995
Dave Barnett	1978
Colby Barnette	2014
Colin Bates	2008-09-10
David Batts	1969-70-71
Jon Baylin	1964-65-66
Harry Beason	1947-48
Devy Bell	1984-85-86-87
Dave Benovy	1985-86
Whitley Benson	2001-02-03-04
Zach Bernard	2010
Charlie Beverly	1978
Steve Bieneman	1988-89-90-91
Andy Billesdon	1962
Gary Black	1963-64-65
Kenny Black	1947-48
Ray Blair	1947-48-49
Ryan Blake	1999-01-02-03
Zeke Blanton	2008
Todd Boessen	2001

<b>A.J. Bogucki</b>	<b>2014</b>
Carroll Bolick	1959-60-61
Bruce Bolick	1966-67-68
Bob Bonczek	1964-65-66
David Boone	1992-93-94-95
<b>Skye Bolt</b>	<b>2013-14</b>
Jeff Bouton	2011
Ken Boykin	1963-64-65
Scott Bradley	1979-80-81
Dallas Branch	1947-48
Dallas Branch	1972-73
Wendell Brande	1962-63
Ron Braun	2001-02
Jack Brasington	1947-48
Tim Brechbuehler	2011
Lloyd Brewer	1978-79-80
Mike Brewer	1978-79-80
Charles Bridger	1951-52
Joe Brookshire	1949-50-51
Kevin Brower	2001-02-03-04
Bill Brown	1962-63-64
Tyrone Brown	1995-96
Dough Bruton	1954
Mike Bryant	1984
Jerry Bryson	1956
Vaughn Bryson	1958-59-60
Dave Bullard	1970-71
Ben Bunting	2008-09-10-11
Mickey Burgess	2002
John Burgwyn	1958-59-60

Steve Burgwyn	1968
Kendric Burney	2007-08
Tom Buskey	1967-68-69
Mike Bynum	1997-98-99
Cronin Byrd	1961-62

Kevin Caddell	1977-78-79
Tommy Camp	1959-60-61
Darin Campbell	1986-87-88
Brinson Cannada	1951
Andrew Carignan	2005-06-07
Charlie Carr	1966-67-68
Bob Carter	1962-63-64
George Carter	2012
Jake Carter	1950
Dean Cassell	1947-48-49-50
Rob Catapano	2007-08
Mike Cavasinni	2006-07-09-10

<b>Adrian Chacon</b>	<b>2014</b>
Jim Chamberlain	1971-72-73
Brian Chandler	1985-86-87
Scott Chandler	1992
Emmett Cheek	1947-48
<b>Taylor Cherry</b>	<b>2013-14</b>
Thad Chrismon	1992-93-94-95
Roy Clark	1978-79
John Cleetwood	1980
Johnny Clements	1950
Jeremy Cleveland	2001-02-03
Bruce Coats	1951-52
Steve Coats	1976-77
Buddy Cohoon	1964-65-66
Don Coker	1958
Tim Collins	1975
Crandel Coltrane	1993-94-95-96
Ross Cook	2003-04-05
Tommy Cooper	1956
Chris Cornacchio	1986-87-88-89
Craig Corrado	2004-05
Lester Couch	1949
Bobby Cox	1962-63-64
Chris Cox	1990-91-92-93
Jay Cox	2004-05-06
Matt Cox	2006-07
Milford Cox	1962-63
Ron Cox	1969-70-71
Tommy Coyle	2010-11-12
Doc Cranford	1947
Nunie Cranford	1948-49
Larry Craver	1958-59-60
Charles Cross	1957
Bruce Crump	1958-59-60

B.J. Dail	2007
Tom Dailly	1981-82
Dave Dale	1959
Fred Dale	1952-53-54
Fred Dale	1973
Zach Daly	2013-14
Matt Danford	2003-05-06-07
Mike Daniel	2003-04-05
Bill Dannemann	1963-64-65
John Dannemann	1971-72-73-74
Manny DaSilva	1992-93-94
Jonathan Davidson	1991-92
Kevin Davidson	1996-97-98
Don Davis	1974-75
Garrett Davis	2008-09-10-11
Jerry Davis	1963-64-65
Blaine Deabenderfer	1985
Julian Dean	1996-97
Shawn Dean	1980-81-82-83
Bob Deaton	1959-60-61
Chris DeFranco	1985-86-87-88
Len Dellolio	1960-61-62
Danny Denton	1969-70
Derrick DePriest	1997-98-99-2000
Jimmy DeRatt	1972-73-74
Monte DeRatt	1977-78-79
Paul Devlin	1984-85-86-87
Bo Dickerson	2001-03-04
Vincent DiLorenzo	1947-48
Tom Donaldson	1968-69-70
Gregg Donohue	1997
Jim Dougherty	1987-88-89-90
Gordon Douglas	1983-84-85-86
Dave Droschak	1981-82

<b>Joe Dudek</b>	<b>2014</b>
<b>Korey Dunbar</b>	<b>2013-14</b>
Jim Dunlap	1969-70
Bo Durkac	1992
Ryan Earey	1998-99-2000
Jeff Edmonds	1986-87-88
Joe Eldridge	1949-50
Bud Ellerbe	1960
Matt Ellington	2004-05
Bob Elliott	1968-69-70-71
Chris Elmore	1997-98-99-2000
Kent Emanuel	2011-12-13
Bill Estes	1966-67-68
Steve Estroff	1988-89-90-91
Lindsey Ethridge	1974-75
Ott Evans	1947-48

Mike Facchinei	2005-06-07-08
Brian Farrell	2006-07
Sean Farrell	2000-01-02-03
Pete Farrior	1962
Tim Federowicz	2006-07-08
Tim Fedroff	2007-08

Rich Fernandez	1988-89-90-91
Hector Ferrar	1991-92
Billy Figulski	1996-97-98-99
B.J. Finnerty	1996-99-2000
Chad Flack	2005-06-07-08
Mike Flanagan	1966-67
Dick Fleming	1963-64-65
Mark Fleury	2007-08-09
Dave Floyd	1958-59
Jeremy Flythe	1998
Mike Fox	1976-77-78
Dee Frady	1959-61-62
Chaz Frank	2010-11-12-13
Peter Franklin	1970-71-72-73
Tom Frazier	1977
Howard Freiling	1985-86-87
Reid Fronk	2005-06-07
Lindsey Frost	1958-60
Will Frye	1953-54-55

Bryant Gaines	2008-09-10-11
Andy Gale	2005
Bill Gallagher	1979-82-83
Frank Gallagher	1963
<b>Zac Gallen</b>	<b>2014</b>
Ed Gaston	1949-50-51
Tom Gavin	1986
P.J. Gay	1977-79-80
Greg Gazella	1985
<b>Jack Geraghty</b>	<b>2014</b>
Fred Gianny	1971-72-73-74
Les Gilliland	1956
Jack Gillis	1969-70-71
Tom Gillis	1971-72-73
Tyrell Godwin	1998-99-2000
Gil Gonzalez	1995
Stan Goodman	1949
Brian Goodwin	2010
Garrett Gore	2006-07-08-09
Kevin Govan	1996-97
Ryan Graepel	2007-08-09-10
Grant Grasmick	1972
Connie Gravite	1952-53-54-55
Kurt Green	1990
Adam Greenberg	2000-01-02
John T. Gregory	1947-48
Kreg Gresham	1988-89
Adam Griffin	2012
Gerald Griffin	1958-59-60
Mark Griffin	2002-03-04
Phil Griffith	1978-79
Rich Griffith	1990-91
Richie Grimsley	1995-96-97-98
Michael Gross	2001-02-03-04
Keith Grunewald	1991-92-93
Charlie Gurganus	1949-50
Bobby Guthrie	1971-72-73-74

Kevin Haerberle	1975-76-77
Duke Hale	1975-76
Lacy Hall	1954
Morris Hall	1955-56
Jim Hamilton	1947-48
Ben Hammett	1958-59-60
Shayne Hammond	1980
Chris Hamrick	1993
Tommy Hamrick	1972
Gene Hanna	1954
Ben Harding	1958-59
Mal Harding	1954-55
Carter Harrell	2002
Matt Harrison	2009
Chuck Hartman	1955-56-57
Matt Harvey	2008-09-10
Tom Hawkins	1993-94
Billy Hawks	1953
Bill Haywood	1963-64
Jim Hayworth	1947-48
Dillon Hazlett	2010
Eric Henderson	2000
J.D. Henderson	1978-79-80-81
Bob Henning	1951-52-53
Mark Herring	1950-51-52
Skeet Hesmer	1950-51-52
Sammy Hewitt	2003-04
Mickey Hickerson	1970-71-72
Don Hill	1955-56-57
Eddie Hill	1968-69-70
Garry Hill	1967
Ivalee Hill	1955-56-57
Fred Hirsch	1958
Jim Hobbs	1948
Will Hobbs	1947-49-50
Casey Hoch	1993-94
Brian Holberton	2011-12-13
Chad Holbrook	1990-91-92-93
Lew Holcomb	1961
Russell Hollers	1959-60-62
Lotes Holmes	1950
Bruce Holt	1952-53-54
Greg Holt	2008-09-10-11
Bobby Honeycutt	1988-89
Roger Honeycutt	1957-58
Michael Hoog	1987-88-89-90
Ed Hooks	1952-53-54
Clay Hooper	1996-97-99-2000
Chris Horne	1976-77
Josh Horton	2005-06-07
Jonathan Hovis	2003-04-05-06
<b>Reilly Hovis</b>	<b>2013-14</b>
Michael Horney	1996-97-98-99

Joe Howard	1974-75
Jason Howell	2001
Ryan Howison	1987-88-89
Jeff Hubbard	1981-82-83-84
Marshall Hubbard	2004
John Hubble	1965-66
Jim Hudock	1960
Dick Hudson	1955-56-57
Ronnie Huffman	1981-82
Scott Hughes	1989-90-91-92
Heyward Hull	1961-62-63
Skip Hull	1967-68-69
Bob Hume	1964-65-66
Bob Hundley	1962-63-64
Larry Husted	1995-96

Chris Iannetta	2002-03-04
Matt Iannetta	2005-06
Bernie Isgett	1962-63

Ryan Jackson	1988-89
Mike Jedziniak	1983-84-85-86
Larry Jenkins	1961-62-63
Mike Jerzembeck	1993
Benji Johnson	2005-06-07
Billy Joe Johnson	1955-56
Bob Johnson	1954
Clay Johnson	1975-76-77-78
Hobbs Johnson	2011-12-13
Jay Johnson	1991-92-93-94
Johnny Johnson	1958-59
Patrick Johnson	2008-09-10-11
Scott Johnson	1983-84-85-86
Early Jones	1974-75-76
Frank Jones	1947-48
Mitch Jones	1993-94-95-96
Jay Jordan	1988
Parks Jordan	2011-12-13-14
Stuart Jump	1982-83

Chris Kahler	1981-83
Adam Kalkhof	2003-04-05
Brett Kaplan	1994-95-96-97
Greg Karpuk	1982-83-85
Art Katz	1963
Bob Kauffman	1964
Ken Keller	1953-54-55
Jim Kelley	1947-48
<b>Trevor Kelley</b>	<b>2012-13-14</b>
Brian Kelly	1992-93
Mark Kenney	1968
Tom Kennedy	1972-73-74
Art Kilpatrick	1958-59
Jason King	2000-01-03
Mark Kingston	1989-90-91-92
David Kirk	1978-79-80
Tim Kirk	1983-84-85-86
Tommy Kirkman	1965-66
Larry Kiser	1968-69-70-71
Chris Knapp	1973-74-75-76
Brett Knief	2010
Mike Knowles	1965-66
Tim Koch	1982
Todd Kopczynski	1985-86-87
John Kouri	1961-62
Mike Kowalski	1983
Merle Kruer	1963-64
Pete Kumiega	1980-81-82-83
Alan Kunkel	1998
Chris Kupec	1974
Rudy Kurinsky	1950

Chris LaMarsh	1996-97-98-99
Ed Lamb	1949-50
Delon Lambert	1956
Tom Lampman	1965-66
Doug Lanham	1968-69-70-71
Mike Lanier	1989-90
Nate Lape	2006
Bobby Larrabee	1985
<b>Landon Lassiter</b>	<b>2013-14</b>
Chris Lauria	1985-87-88
Ryan Leach	2008-09
Jack Leachman	1971-72-73
Bill Lee	1974-75-76
Josh Leemhuis	2010
Jim Legette	1957
Greg Leighton	1975
Dave Leisten	1994
Dave Lemonds	1968
Ron Lemonds	1967-68-69
Beattie Leonard	1964-65-66
Brandon Leonard	2001-02
Nolan Leonard	1966-67
Donnie Leshnock	1990-91-92
Jesse Lewis	1987-88-89
Don Lewis	1956-57
Geoff Lewis	1992-93
Glenn Licouras	1983-84-86
Gene Link	1965
Brad Lloyd	1977-78-79
Harry Lee Lloyd	1952-53-54-55
George Lockhart	1962
Scott Lodgek	1987-88-89
Al Long	1952-53-54-55
Bill Lore	1951-52-53
Dave Loughlin	1961
Jim Love	1955-56
John Lovingood	1987
Dwight Lowry	1977-79-80
Dale Lydecker	1972-73-74



Spurgeon Mackie	1970-71-72
Jay MacMillan	1991-92-93-94
Jay Madeira	1997-98-99-2000
Chris Madonna	1993-94
Frank Maney	1989-90-91-93
Greg Mangum	2002-03-04-05
Derek Manning	1989-90-91-93
Scott Manshack	2001-02-03-04
Chris Maples	1999-2000-01-02
Don Marby	1952-53-54
John Marshall	1982
Kevin Martin	1994
<b>Michael Massardo</b>	<b>2013-14</b>
Brack Massey	2004
Cookie Massey	1993-94
Ryan Mathews	1999-2000
Jay Mathews	1984-85
Jack Maultsby	1954-55
Tom Maultsby	1954-55-57
Ron Maurer	1987-88-89-90
Jeff May	2010
Scott McAllister	1995-96-97
Shell McCain	2012
Matt McCay	1999-2000
Mitch McCleney	1980-81-82-84
<b>Chris McCue</b>	<b>2012-13</b>
Mason McCullough	2012-13
Dante McDowell	1992
Tim McGee	1982-83-84
Bill McGinn	1949-50-51
Steve McGuire	1982-84-85
Robbie McIver	1993-94-95-96
Mike McKee	2006-07-08-09
Mark McKinney	1978
Mike McLaughlin	1964-65-66
Rand McNeal	1973-74
Matt McNichol	2006-07
George McRae	1966-67-68
Clem Medley	1967-68-69
Bernie Menapace	1976-77
Chris Mench	1982-83
Doug Merritt	1993-94
Mike Merritt	1972-73-74-75
Ronnie Merritt	1974-75
Matt Merullo	1984-85-86
Jimmy Messer	2009-10-11-12
Rob Miano	1998-99
Levi Michael	2009-10-11
Andrew Miller	2004-05-06
David Miller	1993-94
Mike Miller	1989
Paul Miller	1972
Larry Mills	1966
Jack Mitchell	1956
Teddy Mitrosilis	2010
Chuck Moore	1973
Daniel Moore	2001-02-03
Guy Moore	1956
Jim Mooring	1961
Brian Moran	2007-08-09
Colin Moran	2011-12-13
Joe Morgan	1952-53-54-57
Michael Morin	2010-11-12
Bradley Morton	2012
Mike Morton	1994
Joe Mosier	1953-54
<b>Benton Moss</b>	<b>2012-13-14</b>
John Motsinger	1951-52-53
Wes Moyer	2001-03-04-05
Dan Moylan	1998-99-2000
Steve Mrowka	1986-87
Bob Mulligan	1984-85
Chris Munnely	2010-11-12-13
Logan Munson	2008-09
Sean Murphy	1994-95
Dave Murr	1960-61-62
David Murray	1951
Bill Musser	1978-79-80
<b>Wood Myers</b>	<b>2014</b>
Mitch Nance	1977
Larry Neal	1961-62
Jerry Nester	1958-59
Tom Nevin	1987-88-89
Todd Nichols	1987-89-90
Russ Niller	1970-71-72-73
Kyle Noone	1992
Greg Norris	1977-78-79
Nolan North	1990
Ferg Norton	1959-60-61
Ryan Norton	2009
Rodney Nye	1997
Chris O'Brien	2012-13
Mike Ochal	1980-81
Dale Odon	1990-91
Carson Oldham	1956-57-58
Jon O'Leary	1983-84
R.C. Orlan	2010-11-12
Charles Overman	1950
Harvey Page	1950-51
Bobby Paller	1954-55
James Parks	1978-79-80-81
John Parks	1988
Tate Parrish	2011-12-13
Bill Paschall	1973-74-75-76
Roger Paschal	1950-51-52
<b>Adam Pate</b>	<b>2014</b>
Luis Paula	2012-13-14
Greg Pavlick	1970-71

Joe Pazdan	1951-52-53
Matt Peluso	1985
Cody Penny	2010-11-12
Matt Petton	2007
Bryan Phillips	2002-03-04-05
Joe Pietropaoli	2006-07
Chris Pittaro	1980-81-82
Alton Pons	1959
Dave Pope	1961-62-63
Paul Poplin	1997
Joey Popovich	1999-2000-01
Chalmers Port	1951-52-53
Josh Potter	1993-94-95-96
Drew Poulk	2007
Brad Powell	1982-83-85
Dedric Powell	1989
Durwood Powell	1972-73-74
Dick Prindle	1963-64-65
Rusty Prindle	1969-70-71
Joe Proctor	1950-51
Chad Prosser	2000-01-02-03
Luke Putkonen	2006-07

<b>Alex Raburn</b>	<b>2013-14</b>
Steve Rackley	1974-75-76
Kevin Radey	1995-96
<b>Tyler Ramirez</b>	<b>2014</b>
Justin Raniszkeski	1993-95-96-97
Terry Ratchford	1970
Jim Raugh	1955-56-57
Bob Reagan	1963-64-65
Geoff Redgrave	1982
Tom Reed	1982-83-85
Jack Rees	1960-61-62
Bill Reeves	1950-51-52
Joe Reto	1980-81
Wes Reynolds	1998-99
Bobby Rhodes	1999
Jim Rhodes	1969-70-71-72
Robert Rhodes	1968-69
Brian Rice	1981
<b>Zach Rice</b>	<b>2014</b>
John Richards	1967-68
Corey Richardson	1995-96-98-99
Cy Richardson	1988-90-91-92
Tom Robbins	1965-66-67
Brian Roberts	1997-98
Drex Roberts	1981-83
Franklin Roberts	1980-81
Joe Roberts	1976
Matt Roberts	2011-12-13
Mike Roberts	1969-70-71-72
Ralph Roberts	2001
Bill Robinson	1983-84-85-86
Dennis Robinson	2001
Frank Robinson	1947-48
Greg Robinson	1978-79
Tarron Robinson	2009-10
Pete Rose	1962
John Rosengren	1991
Jim Rouse	1977-78-79-80
Josh Rowell	1995-96
Matt Rubino	2013-14
Pres Ruddell	1969-70
John Rudisill	1968-69-70
Brandon Russell	2001
Michael Russell	2012-13-14
Rip Ryan	1947-48-50

Don Saine	1956-57
Tommy Saintsing	1958-59-60
L.E. Sawyer	1966-67
Jim Searce	1953-54
Kip Schaefer	1993-94
Henry Schacht	1950-51
Greg Schuler	1980-81-82-83
Brandon Scott	1999
Craig Scott	1988-89
Kyle Seager	2007-08-09
Scott Senatore	2001-02-03-04
John Senter	1948-49-50-51
Jeremy Sessoms	1995-96-97
Eric Severance	1995-96
John Shaw	1964-65-66
Adam Shearin	2000
Jarrett Shearin	1996-97-98-99
Aaron Sheffield	2000
Kyle Shelton	2005-06-07-08
John Sheppard	1985
Joe Shook	1956-57
Craig Shumock	1979-80
Matt Shuey	1991
Paul Shuey	1990-91-92
Henry Sisson	2014
Carlyle Sitterson	1968
Andrew Smith	2011-12-13-14
Antawan Smith	1995-96
Ben Smith	1950-51-52
Blaine Smith	1977-78-79
Jerry Smith	1988-89-90
Lee Smith	1973
Mark Smith	1998
Pat Smith	1993
Tim Smith	1994
Ryan Snare	1998-99-2000
Kyle Snyder	1997-98-99
Jud Spainhour	1962
Jim Speight	1962-63-64
Matt Spencer	2005-06
Barney Spooner	1980-81-82
Jacob Stallings	2009-10-11-12

Bryan Steed	2004-05-06-07
Ethan Stein	1994-95-96
Tom Stevens	1950-51-52
Buster Stevenson	1947
Cody Stiles	2010-11
Douglas Stimson	1957-58-59
Art Stone	1955-56
Chip Stone	1966-67-68
Jim Stone	1984-85-86-87
Michael Stoner	1995-96
Brad Storie	1973-74-75
Johnnie Stott	1959-60-61
Rob Stover	1998
John Stowe	1951-52-53
Tim Straub	1986-87
Buddy Strauss	1956
Steve Streater	1979
Nate Striz	2008-09-10
Cody Stubbs	2012-13
Al Sukut	1993
B.J. Surhoff	1983-84-85
Hoover Surlis	1950
Paul Swing	1960-61-62

Danny Talbott	1965-66-67
Matt Tanner	2000
Dick Tarlow	1960
Alvin Taylor	1984-85-86-87
Bill Taylor	1963-64-65
Shane Taylor	2011-12-13
Tennant Teeter	1966
Scott Tharrington	1994
John Thoden	1987-88-89
Brett Thomas	2008-09
Charlie Thomas	1966-67-68-69
Parker Thomas	2010
Rodney Thompson	1965-66-67
Bob Thomson	1975-76-77
<b>Trent Thornton</b>	<b>2013-14</b>
Jim Thrift	1982-83
Buddy Tilden	1962-63
Gary Tilley	1968
Hanes Torbett	1994-95
Doug Torborg	1984-85-86-87
Andy Tranavitch	1949
Andrew Tranavitch	1947-48
David Trautwein	1985-86-87
<b>Spencer Trayner</b>	<b>2014</b>
Mike Traynor	1962
Tyler Trice	2005-06-07-08
Ken Turner	1984-85-86-87

Mike Vannoy	1967
Sid Varney	1947-48-49
Darren Villani	1988-89-90-91
John Vitasek	1950

Bob Wacker	1961-62
Blair Waggett	2003-04-05
Bart Walker	1999-2000-01
Nancy Walker	1964-65-66
Dud Wallace	1951
Jim Wallace	1995-96-97
Byron Ward	1990
Don Ward	1949
Greg Ward	1970
Walton Ward	1965
Bill Wardle	1973
Adam Warren	2006-07-08-09
Nicky Warren	1960-61
Randy Warrick	1976-77
Paul Warzocha	1987-88
Butch Watts	1966
Jim Waugh	1977
Eddie Waynick	1981
Adam Weaver	2003
Justin Webb	2002-03-04-05
Walt Weiss	1983-84-85
Bob West	1961
Neil Wester	1967-68
Alex White	2007-08-09
Joe White	1963
Wayne White	1951-52-53
Dan Whiteheart	1950
Davis Whitfield	1992
Brian Whitlock	1995-96
George Whitted	1947-48-50
Jesse Wierzbicki	2010-11
Dick Wiess	1950-51-52
Dave Wilday	1962
Mike Wilkerson	1974-75
Todd Wilkinson	1981-82-83-84
Paul Will	1984-86
Ken Willard	1963-64
Spencer Willard	1962-63-64
Bobby Williams	1953-54
Roger Williams	1983-84-85
Seth Williams	2005-06-07-08
Brian Willman	1992-93-94-95
John Wilson	1968-69-70-71
Matt Wilson	1976-77-78
Scott Wissel	1993-94
Dickie Witt	1972-73-74
A.Z. Wood	1951-52
Bruce Wood	1980-81
Brad Woodall	1988-89-90-91
Robert Woodard	2004-05-06-07
Jack Woods	1954-55-56
Ronald Woodward	1965
Matt Wooten	1988-89-90-91
Rob Wooten	2005-06-07-08

### Letterman and supporter Vaughn Bryson threw out the first pitch when Boshamer Stadium was dedicated April 18, 2009.



Harold Workman	1958-59-60
Tom Wright	1962-63-64

John Yancey	1967-68-69
Charlie Yelverton	1954
Sonny Yelverton	1953
A.Y. Yoder	1994-95-96-97
David Young	1992-93
Wayne Young	1958-59-60
Chase Youngs	2002-03-04-05

Tom Zachary	1954-55
Roland Zagnoli	1952
Tom Zengel	2011-12-13-14
Zack Zuercher	2003

### Student Managers Since 1947

Student managers have been a key part of the success of the Diamond Heels throughout the history of the program. All former players and coaches are forever indebted to the student managers for their years of service. This list has been compiled from several sources. For corrections and additions please email [hbundley@unc.edu](mailto:hbundley@unc.edu).

William Aldred, Jr.	1956	1958
Bob Askew	1977	
Matt Baratta	1985	
Benjamin Berry, Jr.	1952	
Carroll Berry	1962	
Francis Bourne III	1968-70	
Jeff Bradley	1984	
William Brake, Jr.	1962	
Grady Britt, Jr.	1964-65	
William Buffaloe	1948	
John Cole	1988	
Dillon Conner	2006-08	
Thomas Cordle, Jr.	1959	
Michael Craig	1963-64	
Roy Dickinson	1950	
James Dillard	2005	
Rob Dougherty	2002	
Michael Dunn	2014	
Kelly Edwards	1992	
Josh Ellis	2012-13	
Bobby Evans	1988	
Travis Everette	1997-2001	
Zach Flitzpatrick	2013-14	
Jeremy Flythe	1999	
Kevin Fox	1999	
Donald Hamilton	1953	
Elizabeth Hartel	1989-90	
Don Hayes	1960	
Michael Hollowell	2009-12	
Stan Hughes	1987-88	
Chase Jones	2007-11	
Cory Jones	2008-11	
Andy Houser	2002-04	
Brandon Leonard	2001	
Kegan Lowe	2012-14	
Tyson Lusk	2006-09	
Craig Kaufmann	1994-97	
Julian McCracken	1975-77	
Randy Moss	1973-74	
Bobby Murphy	2004	
David Nance	1949	
Will Norrell	2013-14	
Alan Shaw	1971-72	
William Suttle	1954-55	
Patrick Pait	2004	
Tyler Punyear	2010-13	
Nicholas Sisson	2004	
Ted Southern	1988-90	
John Stott	2014	
Ray Stott	1985-87	
Blake Thomas	1961	
Alexander Treadwell	1965-66	
Oscar Walker	1957	
John Weeks	1951	



**YEAR-BY-YEAR RESULTS**

Year	W-L-T	Pct.
1867	1-0	1.000
1868-90	No Team	
1891	1-2	.333
1892	4-1	.800
1893	4-3	.571
1894	10-4	.714
1895	6-4	.600
1896	10-1	.909
1897	4-7-1	.375
1898	9-3-1	.730
1899	12-2	.857
1900	9-1-1	.864
1901	11-4-2	.701
1902	7-6	.538
1903	13-2-2	.824
1904	5-8	.385
1905	12-6	.667
1906	9-7-1	.559
1907	10-9-2	.524
1908	12-9	.571
1909	19-5	.792
1910	17-9	.654
1911	15-7	.682
1912	11-7	.611
1913	7-11	.389
1914	8-11-1	.425
1915	12-4	.750
1916	7-11	.389
1917	10-6	.625
1918	7-6	.538
1919	11-7-2	.600
1920	8-9-2	.474
1921	17-3-2	.818
1922	19-2	.905
1923	11-8-2	.571
1924	9-14	.391
1925	14-10	.583
1926	9-16	.360
1927	14-8-1	.630
1928	13-9	.591
1929	16-6	.727
1930	13-12	.520
1931	16-4-2	.773
1932	11-8	.579
1933	15-7	.582
1934	21-2	.913
1935	8-14	.364
1936	6-10	.375
1937	12-9-1	.568
1938	14-6	.700
1939	11-7	.611
1940	17-6	.739
1941	15-6-1	.705
1942	17-5	.773
1943	13-4	.765
1944	9-12	.429
1945	13-11	.542
1946	15-13	.536
1947	15-11-2	.571
1948	21-9-1	.694
1949	20-9-2	.677
1950	16-18	.471
1951	16-10	.615
1952	18-10	.643
1953	19-8	.704

Year	W-L-T	Pct.	ACC W-L-T	ACC Pct.	ACC Finish
1954	14-11	.560	7-8	.467	5th
1955	12-12	.500	8-5	.615	3rd
1956	12-10-1	.544	9-4	.678	3rd
1957	15-10	.600	9-5	.643	2nd
1958	19-8-1	.696	11-4	.733	2nd
1959	17-7	.708	9-6	.643	2nd
1960	22-7	.758	11-3	.786	1st
1961	15-7	.683	10-4	.714	2nd
1962	8-14	.364	4-10	.286	8th
1963	20-9	.690	9-5	.643	3rd
1964	24-7	.774	14-0	1.000	1st
1965	14-15	.483	6-8	.429	5th
1966	21-13	.618	12-2	.857	1st
1967	19-8-1	.696	8-5	.607	4th
1968	21-12	.636	12-6	.667	3rd
1969	23-11	.676	14-4	.778	1st
1970	12-20	.375	7-13	.350	7th
1971	13-19	.406	7-7	.500	4th
1972	23-9	.719	10-5	.667	2nd
1973	11-15	.423	5-7	.417	4th
1974	22-8-1	.726	9-3	.667	2nd
1975	17-19	.472	4-7	.400	4th
1976	19-17	.528	8-4	.667	3rd
1977	18-17	.514	6-6	.500	4th
1978	38-17	.691	9-3	.750	2nd
1979	33-16-1	.670	7-5	.583	3rd
1980	39-17	.696	11-1	.917	1st
1981	38-15	.717	6-7	.462	6th
1982	29-27	.518	7-5	.583	2nd*
1983	42-10	.808	10-2	.833	1st*
1984	44-13	.772	12-2	.857	2nd*
1985	40-17-1	.698	9-4-1	.679	3rd
1986	33-22	.600	7-7	.500	4th
1987	31-22	.585	13-7	.650	3rd
1988	34-27	.557	10-11	.476	5th
1989	41-18-1	.695	15-4	.789	1st
1990	51-14	.785	17-4	.810	1st*
1991	36-23	.610	10-10	.500	4th
1992	31-27	.534	8-16	.333	7th
1993	43-20	.683	13-10	.565	4th
1994	34-21	.618	10-13	.435	6th
1995	39-23	.629	14-10	.583	4th
1996	33-25	.569	11-13	.458	5th-tied
1997	29-31	.483	6-18	.250	8th
1998	42-23	.646	13-10	.565	5th-tied
1999	41-18	.695	13-11	.542	4th
2000	46-17	.730	12-12	.500	5th
2001	31-26	.544	9-15	.375	6th
2002	43-21	.672	17-7	.708	3rd
2003	42-23	.646	13-11	.542	5th
2004	43-21	.672	14-10	.583	4th-tied
2005	41-19-1	.680	17-10-1	.625	5th
2006	54-15	.783	22-8	.733	1st (Coastal Division)
2007	57-16	.781	21-9	.700	1st (Coastal Division)*
2008	54-14	.794	22-7	.758	2nd (Coastal Division)
2009	48-18	.727	19-10	.655	1st (Coastal Division)
2010	38-22	.633	14-16	.467	5th (Coastal Division)
2011	51-16	.761	20-10	.667	3rd (Coastal Division)
2012	46-16	.742	22-8	.733	1st (Coastal Division)
2013	59-12	.831	21-7	.750	1st (Coastal Division)*
2014	35-27	.565	15-15	.500	4th (Coastal Division)
<b>Totals</b>	<b>2674-1473-37</b>	<b>.644</b>	<b>698-459-2</b>	<b>.603</b>	

**Key**

\* From 1954-1972, the ACC Championship was determined by regular season competition. Since 1973, the ACC champion has been determined by tournament play, with the exception of 1979 when no tournament was held.

\* "ACC Finish" reflects regular season finish.

\*Years in which Carolina won the ACC postseason tournament.



Yearly Records Versus the Atlantic Coast Conference

Year	BC#	CU	DU	FSU@	GT%	UL\$	MD	MIA^	NCSU	UP+	SC*	UVA	VT^	WFU	Total	Regular Season
1954	-	1-1	2-1	-	-	-	1-1	-	1-2	-	1-0	1-0	-	0-3	7-8	7-8
1955	-	1-1	2-1	-	-	-	1-1	-	1-2	-	2-0	1-0	-	1-1	9-6	8-5
1956	-	2-0	1-2	0-1	-	-	2-0	-	1-1	-	2-0	1-0	-	1-1	10-4	9-4
1957	-	1-1	1-1	-	-	-	1-1	-	2-2	-	2-0	2-0	-	1-1	10-6	9-5
1958	-	1-2	2-0	-	-	-	1-1	-	2-1	-	2-0	2-0	0-0-1	1-1	11-5	11-4
1959	-	1-2	2-1	1-0	-	-	2-0	-	3-0	-	1-1	2-0	-	0-2	11-6	9-6
1960	-	1-1	2-0	-	-	-	1-1	-	2-0	-	2-0	2-0	-	1-1	11-3	11-3
1961	-	2-1	1-1	0-1	-	-	1-1	-	2-0	-	2-0	0-2	-	2-0	10-5	10-4
1962	-	1-1	1-1	0-1	-	-	1-1	-	1-2	-	0-2	0-2	0-1	0-2	4-11	4-10
1963	-	1-1	1-1	0-1	1-0	-	1-1	-	2-0	-	2-0	1-1	2-0	1-1	9-5	9-5
1964	-	2-0	2-0	0-2	-	-	2-0	-	2-0	-	2-0	2-0	2-0	2-1	14-1	14-0
1965	-	1-1	1-1	1-0	0-2	-	1-1	-	1-1	-	1-1	1-1	1-2	0-3	6-9	6-8
1966	-	2-0	2-0	2-3	1-0	-	2-0	-	2-0	-	1-1	2-0	1-2	1-1	12-2	12-2
1967	-	0-2	1-1	1-2	-	-	1-1	-	2-0	-	1-1	2-0	2-0	3-0-1	10-5-1	8-5
1968	-	1-2	3-0	-	1-1	-	2-0	-	1-1	-	0-2	2-1	1-1	3-0	12-6	12-6
1969	-	2-1	3-0	-	1-0	-	1-0	-	1-1	-	3-0	3-0	1-2	1-2	14-4	14-4
1970	-	1-2	3-0	1-3	-	-	1-2	-	0-3	-	1-2	1-1	1-2	0-3	7-13	7-13
1971	-	2-0	1-2	-	0-1	-	0-2	-	2-1	-	0-2	1-1	0-2	2-0	8-6	7-7
1972	-	1-2	2-1	-	1-0	-	1-1	-	3-0	-	-	1-0	1-1	2-1	10-5	10-5
1973	-	0-2	1-1	-	-	-	1-1	-	0-2	-	-	2-0	1-0	1-2	5-8	5-7
1974	-	0-3	2-0	-	-	-	2-0	-	1-2	-	-	2-0	2-1	3-0	10-5	9-3
1975	-	1-3	1-1	-	-	-	0-1	-	0-3	-	0-2	2-1	0-1	2-0	6-9	4-7
1976	-	1-1	2-0	-	-	-	1-1	1-3	1-1	-	1-2	2-1	0-1	1-1	8-5	8-4
1977	-	0-2	2-0	-	-	-	1-1	-	2-1	-	2-1	1-1	-	0-2	6-7	6-6
1978	-	2-0	2-1	-	-	-	1-1	-	1-1	-	2-1	1-1	1-0	2-0	9-4	9-3
1979	-	0-2	2-0	-	-	-	2-0	-	1-1	-	1-1	1-1	-	1-1	7-5	7-5
1980	-	2-1	3-0	-	2-0	-	1-1	-	3-1	-	0-2	1-0	-	2-0	14-3	11-1
1981	-	1-3	1-2	-	2-0	-	2-1	-	1-2	-	2-2	0-1	-	2-0	9-9	6-7
1982	-	2-1	2-0	-	2-0	-	1-1	1-2	2-1	-	-	2-2	-	1-1	12-6	7-5
1983	-	2-1	3-0	-	1-1	-	3-0	-	1-1	-	-	3-0	-	2-0	14-3	10-2
1984	-	2-1	2-0	-	3-0	-	3-0	-	2-1	-	0-1	2-0	-	3-0	17-2	12-2
1985	-	1-2	2-0-1	1-2	2-0	-	2-0	-	0-2	-	-	1-2	-	2-0	10-6-1	9-4-1
1986	-	1-1	2-0	-	1-2	-	0-2	-	0-3	-	1-1	4-0	-	2-0	10-8	7-7
1987	-	1-3	4-0	-	0-3	-	3-0	1-2	2-2	-	-	3-0	-	2-1	15-9	13-7
1988	-	2-4	2-1	-	1-4	-	2-1	-	2-1	-	2-0	3-1	-	2-1	14-13	10-11
1989	-	2-4	3-0	0-1	2-1	-	1-0	-	3-1	-	-	3-0	-	3-1	17-6	15-4
1990	-	4-0	3-0	0-1	2-2	-	4-0	-	4-0	-	-	3-1	-	2-1	22-4	17-4
1991	-	0-3	3-0	-	2-1	-	2-1	-	2-1	-	-	2-2	2-0	0-4	11-12	10-10
1992	-	0-3	1-2	1-3	0-4	-	4-0	-	0-3	-	-	2-1	-	2-3	10-19	8-16
1993	-	1-3	2-1	0-2	1-2	-	2-1	1-0	3-2	-	-	3-0	-	3-1	15-12	13-10
1994	-	1-2	1-3	1-1	1-3	-	2-1	-	1-3	-	-	3-0	-	1-2	11-15	10-13
1995	-	1-3	3-0	2-2	3-1	2-0	2-1	0-2	0-3	-	-	3-0	-	2-2	16-12	14-10
1996	-	0-3	2-2	0-3	3-1	-	1-2	-	2-1	-	-	1-2	-	2-1	11-15	11-13
1997	-	0-3	1-2	0-3	0-4	-	3-1	-	0-4	-	-	2-1	-	2-2	8-20	6-18
1998	-	2-2	4-0	1-3	2-1	-	2-0	0-3	2-2	-	1-0	1-2	-	1-3	15-13	13-10
1999	-	1-2	3-0	0-3	1-3	-	2-2	-	1-2	-	-	3-0	-	2-1	13-13	13-11
2000	-	2-1	4-0	1-3	0-3	-	3-0	1-0	2-1	-	-	1-2	-	0-4	13-14	12-12
2001	-	1-3	1-2	0-3	2-1	-	1-2	-	2-1	-	-	2-1	-	0-4	9-17	9-15
2002	-	1-2	3-0	3-0	1-3	-	3-0	2-1	3-0	-	1-2	3-1	-	1-3	18-9	17-7
2003	-	2-2	3-0	2-2	1-3	-	3-0	-	1-3	-	0-2	1-2	-	2-1	15-13	13-11
2004	-	2-3	3-1	2-2	1-2	-	3-1	2-1	1-2	-	0-3	2-1	-	3-0	17-12	14-10
2005	-	1-2	3-0	0-4	2-1	-	3-0	0-2-1	1-2	-	-	3-0	1-0	3-1	17-12-1	17-10-1
2006	3-0	1-0	3-0	2-2	1-2	-	2-1	2-1	3-1	-	-	1-2	3-0	2-1	23-10	22-8
2007	3-0	-	2-1	1-2	2-2	1-0	3-0	3-0	3-1	-	2-1	2-2	2-1	3-1	24-10	21-9
2008	3-0	3-0	2-1	2-2	2-1	-	2-1	2-1	1-1	-	-	2-2	3-0	1-0	23-9	22-7
2009	2-1	2-2	2-2	1-2	2-1	-	3-0	3-0	1-2	-	-	2-2	2-0	-	20-12	19-10
2010	-	2-1	1-2	1-2	0-3	-	2-1	0-3	2-1	-	-	0-3	3-0	3-0	14-16	14-16
2011	-	3-0	3-0	2-1	1-2	-	3-0	1-3	0-3	-	-	3-1	3-0	2-2	21-18	20-16
2012	3-0	3-0	3-0	-	1-2	-	2-1	0-4	3-1	-	-	3-0	3-0	3-1	24-8	22-8
2013	2-0	3-1	3-0	1-0	1-2	-	3-0	3-1	3-2	-	2-1	1-2	4-0	3-0	25-7	21-7
2014	2-1	0-0	0-3	0-1	1-2	-	3-1	1-2	1-0	2-1	0-0	1-3	3-0	2-1	-	-
<b>ACC</b>	<b>18-2</b>	<b>79-96</b>	<b>128-42-1</b>	<b>23-45</b>	<b>49-62</b>	<b>0-0</b>	<b>115-47</b>	<b>15-17-1</b>	<b>95-85</b>	<b>2-1</b>	<b>25-10</b>	<b>110-53</b>	<b>27-1</b>	<b>98-72-1</b>	<b>780-537-3</b>	<b>698-465-2</b>
<b>Overall</b>	<b>18-2</b>	<b>87-97-1</b>	<b>181-99-2</b>	<b>30-64</b>	<b>57-72</b>	<b>3-0</b>	<b>139-55-2</b>	<b>25-32-1</b>	<b>158-128-1</b>	<b>2-1</b>	<b>62-35-1</b>	<b>179-106-4</b>	<b>66-23-2</b>	<b>160-124-3</b>		

"Regular Season" is official ACC record (does not include tournament games); "ACC" is overall record during the years each school was a member of the Atlantic Coast Conference. #Boston College began conference play in 2006; %Georgia Tech began conference play in 1980; @Florida State began conference play in 1992; ^Miami and Virginia Tech began conference play in 2005; \*South Carolina was a member of the ACC from 1954-1970; \$Louisville began conference play in 2015; +Pittsburgh began conference play in 2014

Carolina's Regular Season ACC Championships					
Year	Coach	ACC	Pct.	Overall	Pct.
1960	Walter Rabb	11-3	.786	22-7	.759
1964	Walter Rabb	14-0	1.000	24-7	.774
1966	Walter Rabb	12-2	.857	21-13	.618
1969	Walter Rabb	14-4	.778	23-11	.676
1980	Mike Roberts	11-1	.917	39-17	.696
1983	Mike Roberts	10-2	.833	42-10	.808
1984	Mike Roberts	12-2	.857	44-13	.771
1989	Mike Roberts	15-4	.789	41-18-1	.692
1990	Mike Roberts	17-4	.810	51-14	.785
*2006	Mike Fox	22-8	.733	54-15	.783
*2007	Mike Fox	21-9	.700	57-16	.781
*2009	Mike Fox	19-10	.655	48-18	.727
*2012	Mike Fox	22-8	.733	46-16	.742
*2013	Mike Fox	21-7	.750	59-12	.831

ACC Tournament Championships - 1982, 1983, 1984, 1990, 2007, 2013  
 \*Denotes ACC Coastal Division championship

Longest Winning Streaks Against The ACC				
Team	Games	Years	Current Streak	Years
Boston College	9	2006-08	Won 1	2014-pres.
Clemson	7	2011-13	Won 1	2013-pres.
Duke	12	1998-01	Lost 3	2014-pres.
Florida State	3	2002; 2011-13	Lost 1	2014-pres.
Georgia Tech	7	1980-83	Lost 2	2014-pres.
Louisville	3	1995-pres.	Won 3	1995-pres.
Miami	5	2008-09	Lost 1	2014-pres.
NC State	10	1958-62	Won 2	2013-pres.
Notre Dame	2	1956-2005	Lost 1	2005-pres.
Pittsburgh	2	2014	Lost 1	2014-pres.
Virginia	11	1954-60	Lost 1	2014-pres.
Virginia Tech	22	2007-pres.	Won 22	2007-pres.
Wake Forest	8	1982-85, 2003-05	Lost 1	2014-pres.



All-Time North Carolina Coaching Records				Coach	Seasons	Record	Pct.
Coach	Seasons	Record	Pct.	Charles M. Clancey	1911-12 (2)	26-14-0	.650
Perrin Busbee	1891-93 (3)	9-6-0	.600	Coach Bowers	1913 (1)	7-11-0	.389
William R. Robertson	1894 (1)	10-4-0	.714	Earl Mack	1914 (1)	8-11-0	.425
Jesse M. Oldham	1895 (1)	6-4-0	.600	Charles A. Doak	1915-16 (2)	19-15-0	.559
Benjamin E. Stanley	1896-97 (2)	14-8-1	.630	Bunn Hearn	1917-18, 1932-46 (17)	214-132-2	.618
William A. Reynolds	1898-99 (2)	21-5-1	.796	William Lourcey	1919-20 (2)	19-16-4	.538
Robert B. Lawson	1900, 1905-06, 1910 (4)	47-23-2	.667	Bill Fetzer	1921-25 (5)	70-37-4	.649
Ernest Graves	1901 (1)	11-4-2	.706	Duke Duncan	1926 (1)	9-16-0	.360
Edward M. Ashenback	1902 (1)	7-6-0	.538	Jim Ashmore	1927-31 (5)	72-39-3	.645
John Curran	1903 (1)	13-2-2	.824	Walter Rabb	1947-77 (31)	540-358-9	.600
John Donnelly	1904 (1)	5-8-0	.385	Mike Roberts	1978-98 (21)	780-428-3	.645
Floyd Simmons	1907 (1)	10-9-2	.524	Mike Fox	1999-present (16)	729-301-1	.711
Otis Stockdale	1908-09 (2)	31-14-0	.689				

Opponent	Total Games	Overall Record	First Game	Guilford	27	18-7-2	1892	Pace	6	4-2-0	1988
Adelphi	1	0-1-0	1968	Hampden-Sydney	6	6-0-0	1910	Pan American	7	5-2-0	1978
Alabama	11	7-4-0	1923	Hartford	2	2-0-0	1990	Pembroke	3	3-0-0	1974
American	1	0-1-0	1975	Harvard	3	1-1-1	1898	Penn State	13	7-6-0	1913
Amherst	12	6-5-1	1909	Haverford	1	1-0-0	1917	Pennsylvania	16	5-10-1	1897
<b>Appalachian State</b>	<b>27</b>	<b>24-3-0</b>	<b>1974</b>	Hawaii	8	1-7-0	1979	<b>PITTSBURGH</b>	<b>3</b>	<b>2-1-0</b>	<b>2014</b>
Arkansas	1	0-1-0	1989	<b>High Point</b>	<b>23</b>	<b>19-3-1</b>	<b>1972</b>	Portland	1	1-0-0	1999
Arizona	5	2-3-0	1985	Hobart	2	2-0-0	1897	Princeton	39	30-9-0	1896
Arizona State	6	1-5-0	1984	Holy Cross	1	0-1-0	1918	Purdue	9	8-1-0	1981
Armstrong Atlantic St.	3	2-1-0	1983	Howard	2	2-0-0	1980	Radford	2	1-1-0	1996
Atlantic Christian	3	3-0-0	1911	Illinois	5	2-2-1	1948	Randolph Macon	6	6-0-0	1904
Auburn	9	1-7-1	1923	Iowa	1	1-0-0	1990	<b>Rhode Island</b>	<b>1</b>	<b>1-0-0</b>	<b>1967</b>
Ball State	4	4-0-0	1993	Iowa State	1	1-0-0	1991	Rice	6	4-2-0	2000
Baptist	14	10-4-0	1980	Ithaca	3	3-0-0	1957	Richmond	23	16-7-0	1894
Birmingham Southern	3	3-0-0	2005	Jacksonville	12	6-6-0	1971	Rider	18	15-3-0	1983
<b>BOSTON COLLEGE</b>	<b>20</b>	<b>18-2-0</b>	<b>2006</b>	James Madison	11	9-2-0	1977	Roanoke	2	2-0-0	1899
Boston University	2	2-0-0	1951	Johns Hopkins	3	2-1-0	1898	Rollins	30	17-13-0	1950
Bowling Green	1	1-0-0	1992	Kansas	1	1-0-0	2009	Rutgers	14	11-3-0	1986
Brown	4	3-1-0	1903	Kansas State	1	0-1-0	1989	St. Bonaventure	2	2-0-0	1986
Butler	1	0-1-0	1996	Kent State	7	7-0-0	1961	St. Francis (N.Y.)	3	3-0-0	2004
California	8	5-3-0	2002	Lafayette	42	20-20-2	1894	St. John's (Annapolis)	5	3-2-0	1905
Cal Poly	1	1-0-0	2011	Lehigh	12	9-2-1	1894	<b>St. John's</b>	<b>16</b>	<b>9-7-0</b>	<b>1975</b>
UC Santa Barbara	1	0-1-0	1991	LeMoynne	6	4-2-0	1978	St. Leo	2	0-2-0	1972
Cal State Fullerton	3	3-0-0	2006	Lenoir Rhyne	3	2-1-0	1924	St. Louis	2	2-0-0	1993
Cal State Northridge	2	1-1-0	1991	<b>Liberty</b>	<b>16</b>	<b>15-1-0</b>	<b>1978</b>	St. Mary's (Minn.)	1	1-0-0	1964
<b>Campbell</b>	<b>43</b>	<b>33-10-0</b>	<b>1977</b>	Long Beach State	3	1-2-0	1992	Seton Hall	66	55-11-0	1988
Canisius	2	2-0-0	1958	Longwood	1	1-0-0	2009	South Alabama	1	0-1-0	2001
Catawba	1	1-0-0	1911	Louisiana State	5	3-2-0	1990	South Carolina	98	62-35-1	1903
Catholic	5	0-5-0	1911	Louisiana Tech	1	0-1-1	1978	South Florida	12	7-4-1	1972
CCNY	2	2-0-0	1921	LOUISVILLE	3	3-0-0	1995	Southern California	11	3-8-0	1966
Central Florida	7	3-4-0	1985	Loyola (Md.)	1	1-0-0	1956	Southern Illinois	2	1-1-0	1963
Central Kentucky	4	4-0-0	1909	Lynchburg	4	2-1-1	1968	Southern Miss	1	1-0-0	2009
Charlotte	41	33-7-1	1979	Maine	8	6-2-0	1968	Springfield	9	8-1-0	1929
Cincinnati	1	1-0-0	1947	Marist	3	3-0-0	1994	Stanford	3	2-1-0	1999
The Citadel	33	25-8-0	1952	Marshall	1	1-0-0	1997	SUNY Buffalo	9	9-0-0	1983
<b>CLEMSON</b>	<b>185</b>	<b>87-97-1</b>	<b>1901</b>	Maryland	196	139-55-2	1899	Stetson	13	5-8-0	1974
<b>Coastal Carolina</b>	<b>57</b>	<b>41-16-0</b>	<b>1987</b>	Md.-Baltimore Co.	2	2-0-0	1991	Stony Brook	9	9-0-0	2007
Colby	3	2-1-0	1960	Massachusetts	3	3-0-0	1975	Swarthmore	5	3-2-0	1912
Colgate	9	7-2-0	1909	Memphis State	2	1-1-0	1978	Syracuse	1	1-0-0	1975
College of Charleston	5	3-2-0	2005	Mercer	6	3-3-0	1899	Temple	6	5-1-0	1975
Columbia	2	2-0-0	1970	Methodist	4	4-0-0	1976	Tennessee	6	4-2-0	1900
Connecticut	32	23-9-0	1958	<b>MIAMI (FLA.)</b>	<b>58</b>	<b>25-32-1</b>	<b>1976</b>	Texas	1	1-0-0	2011
Cornell	20	14-6-0	1900	Michigan	13	6-7-0	1940	Texas A&M	3	1-2-0	1993
Creighton	1	0-1-0	1991	Michigan State	21	11-9-1	1933	Texas Tech	2	0-2-0	1996
Dartmouth	8	6-2-0	1908	Milligan	1	1-0-0	1978	Towson	28	26-2-0	1969
<b>Davidson</b>	<b>108</b>	<b>87-21-0</b>	<b>1904</b>	Minnesota	2	1-1-0	1960	Transylvania	1	1-0-0	1910
Delaware	17	12-5-0	1907	Mississippi	4	0-4-0	1964	Trinity (Conn.)	1	1-0-0	1910
Delaware State	1	1-0-0	2003	Mississippi State	8	6-2-0	1964	Tulane	1	0-1-0	1997
<b>DUKE</b>	<b>282</b>	<b>181-99-2</b>	<b>1891</b>	Missouri	3	3-0-0	1989	<b>UCLA</b>	<b>7</b>	<b>5-2-0</b>	<b>1993</b>
<b>East Carolina</b>	<b>77</b>	<b>50-27-0</b>	<b>1958</b>	Monmouth	3	3-0-0	2003	U.S. International	1	1-0-0	1989
East Tennessee State	13	11-2-0	1978	Mount Olive	1	1-0-0s	1999	Vanderbilt	2	0-2-0	2011
Eastern Connecticut	4	3-1-0	1976	Mount St. Mary's	1	1-0-0	2008	Vermont	10	6-4-0	1893
Eastern Illinois	1	1-0-0	1993	Navy	22	12-10-0	1905	Villanova	4	3-1-0	1908
Eastern Kentucky	5	4-1-0	1968	Nebraska	1	0-1-0	2004	<b>VIRGINIA</b>	<b>289</b>	<b>179-106-4</b>	<b>1891</b>
Eastern Michigan	1	1-0-0	1973	Nevada	2	1-1-0	1999	<b>VCU</b>	<b>22</b>	<b>17-5-0</b>	<b>1984</b>
<b>Elon</b>	<b>42</b>	<b>33-9-0</b>	<b>1909</b>	New Mexico	1	1-0-0	1999	VMI	31	28-2-1	1913
Fairfield	7	7-0-0	1980	New Orleans	14	4-10-0	1984	<b>VIRGINIA TECH</b>	<b>91</b>	<b>66-23-2</b>	<b>1907</b>
Florida	29	17-12-0	1921	New York University	1	1-0-0	1922	<b>WAKE FOREST</b>	<b>286</b>	<b>160-123-3</b>	<b>1891</b>
Florida Atlantic	2	1-1-0	2013	Nicholls State	1	1-0-0	1989	Washington & Lee	38	24-13-1	1893
Florida International	5	5-0-0	1986	<b>UNC Asheville</b>	<b>6</b>	<b>6-0-0</b>	<b>1996</b>	Washington State	3	1-2-0	1987
Florida Presbyterian	1	1-0-0	1972	<b>UNCG</b>	<b>21</b>	<b>16-5-0</b>	<b>1992</b>	Wayne State	1	1-0-0	1970
Florida Southern	13	5-8-0	1960	<b>UNCW</b>	<b>67</b>	<b>54-13-0</b>	<b>1976</b>	West Virginia	6	4-2-0	1994
FLORIDA STATE	97	31-66-0	1956	North Carolina A&T	4	3-1-0	1993	West Virginia Wesleyan	4	3-1-0	1914
Fordham	1	1-0-0	1921	<b>NC STATE</b>	<b>287</b>	<b>158-128-1</b>	<b>1895</b>	Western Carolina	14	12-2-0	1973
Francis Marion	4	4-0-0	1978	North Carolina Wesleyan	3	3-0-0	1981	Western Illinois	2	2-0-0	1992
Franklin & Marshall	2	2-0-0	1985	North Florida	5	5-0-0	2008	Western Michigan	3	1-2-0	1970
Fresno State	7	3-4-0	1989	Northern Illinois	1	1-0-0	1996	William & Mary	15	13-2-0	1907
Furman	12	10-2-0	1922	Northern Iowa	3	2-1-0	1978	<b>Winthrop</b>	<b>20</b>	<b>16-4-0</b>	<b>1992</b>
<b>Gardner-Webb</b>	<b>12</b>	<b>11-1-0</b>	<b>2004</b>	Northwestern	3	1-2-0	1984	Wofford	6	5-1-0	1903
George Mason	9	9-0-0	1983	Northwestern State	1	0-1-0	2004	Wright State	3	3-0-0	2012
Georgetown	17	7-10-0	1903	<b>NOTRE DAME</b>	<b>3</b>	<b>2-1-0</b>	<b>1956</b>	<b>Xavier</b>	<b>6</b>	<b>4-2-0</b>	<b>2012</b>
George Washington	20	16-4-0	1907	Ohio	13	11-2-0	1946	Yale	31	18-12-1	1894
Georgia	40	19-19-2	1899	Ohio State	6	2-4-0	1954				
Georgia Southern	13	6-7-0	1961	Oklahoma	2	1-1-0	2010				
Ga. Teachers College	1	0-1-0	1953	Oklahoma State	6	1-5-0	1960				
<b>GEORGIA TECH</b>	<b>129</b>	<b>57-72-0</b>	<b>1901</b>	Old Dominion	10	6-4-0	1976				
Gettysburg	1	1-0-0	1903	Oral Roberts	4	2-2-0	1978				
				Oregon State	5	1-4-0	2006				

ACC OPPONENTS IN ALL CAPS  
2015 opponents in bold





**1867 (1-0)**

W 34-17 Raleigh

**1891 (1-2)**

**Coach:** Perrin Busbee  
 W 8-3 Trinity  
 L 7-10 Wake Forest  
 L 1-6 Virginia

**1892 (4-1)**

**Coach:** Perrin Busbee  
 W 14-1 Guilford College  
 W 7-4 Oak Ridge  
 L 3-13 Winston  
 W 6-2 Davis School

**1893 (4-3)**

**Coach:** Perrin Busbee  
 W 17-5 Durham Ath. Asso.  
 L 1-2 Vermont  
 L 2-5 Vermont  
 W 14-0 Oak Ridge  
 W 23-6 Wake Forest  
 L 2-5 Virginia  
 W 9-3 Washington & Lee

**1894 (10-4)**

**Coach:** William R. Robertson  
 W 6-3 Durham Ath. Asso.  
 L 4-7 Yale  
 W 12-7 Lehigh  
 W 6-1 Lehigh  
 W 20-1 Durham Ath. Asso.  
 L 6-7 Vermont  
 W 10-3 Vermont  
 W 6-1 Oak Ridge  
 W 14-1 Richmond  
 W 4-2 Virginia  
 L 2-10 Virginia  
 W 6-3 Richmond  
 L 1-2 Lafayette  
 W 6-5 Lafayette

**1895 (6-4)**

**Coach:** Jesse M. Oldham  
 W 4-1 Vermont  
 L 3-17 Boston League  
 L 1-9 Lafayette  
 L 3-4 Lafayette  
 W 6-3 Lafayette  
 W 21-5 Franklin & Marshall  
 W 12-1 Franklin & Marshall  
 W 20-0 A & M College  
 W 12-0 Oak Ridge  
 L 0-7 Virginia

**1896 (10-1)**

**Coach:** Benjamin E. Stanley  
 W 9-4 Oak Ridge  
 W 12-7 Oak Ridge  
 W 18-9 Lafayette  
 W 7-4 Lehigh  
 L 8-10 Princeton  
 W 8-4 Yale  
 W 16-14 Hobart College  
 W 12-10 Hobart College  
 W 18-3 Mebane HS  
 W 14-6 Virginia  
 W 19-0 Washington & Lee

**1897 (4-7-1)**

**Coach:** Benjamin E. Stanley  
 W 19-0 Oak Ridge  
 L 6-7 Virginia  
 W 7-2 Wake Forest  
 W 11-9 Lafayette  
 W 6-3 Lafayette  
 L 6-11 Pennsylvania  
 L 5-6 Pennsylvania  
 T 8-8 Lehigh  
 L 4-7 Lehigh  
 L 15-19 Yale  
 L 2-9 Princeton  
 L 4-10 Virginia

**1898 (9-3-1)**

**Coach:** William A. Reynolds  
 W 9-1 Bingham's School  
 W 8-1 Oak Ridge  
 W 6-0 Trinity  
 W 28-1 Wake Forest  
 W 7-1 Wake Forest  
 L 9-19 Lafayette  
 W 9-7 Lafayette  
 W 20-0 Johns Hopkins  
 L 0-9 Pennsylvania  
 T 10-10 Harvard  
 W 11-2 Oak Ridge  
 L 4-9 Trinity College  
 W 11-2 Trinity College

**1899 (12-2)**

**Coach:** William A. Reynolds  
 3/8 W 24-2 Horner School  
 3/11 W 14-0 Bingham School  
 3/15 W 14-1 Guilford  
 3/22 W 11-0 Oak Ridge  
 3/27 L 4-13 Lafayette  
 3/28 W 5-2 Lafayette  
 4/1 W 18-4 Lehigh  
 4/3 W 7-5 Lehigh  
 4/5 W 5-0 Lehigh  
 4/19 W 15-1 Roanoke  
 4/22 L 5-6 Maryland  
 5/29 W 2-1 Georgia  
 5/1 W 10-4 Mercer  
 5/13 W 10-1 Georgia

**1900 (9-1-1)**

**Coach:** Robert B. Lawson  
 2/24 L 4-8 Oak Ridge  
 3/27 W 13-7 Lafayette

3/28 W 9-4 Lafayette  
 4/2 W 6-0 Cornell  
 4/7 W 6-3 Horner School  
 4/14 W 6-4 Oak Ridge  
 4/16 W 6-4 Tennessee  
 4/17 W 10-0 Tennessee  
 4/27 W 9-4 Georgia  
 4/28 T 7-7 Georgia  
 W 5-3 Maryland

**1901 (11-4-2)**

**Coach:** Ernest Graves  
 T 2-2 Lafayette  
 W 4-3 Lafayette  
 W 31-3 A&M College  
 W 14-0 Clemson  
 T 2-2 Clemson  
 W 13-2 Lehigh  
 L 2-13 Lehigh  
 W 10-9 Cornell  
 W 12-4 Georgia  
 W 10-0 Georgia  
 L 2-9 Virginia  
 W 19-7 Maryland  
 L 8-9 Maryland  
 W 10-1 Georgia  
 W 6-0 Georgia Tech  
 W 4-4 Georgia  
 L 6-11 Raleigh

**1902 (7-6)**

**Coach:** Edward M. Ashenback  
 W 20-0 Oak Ridge  
 W 9-4 Lafayette  
 L 5-10 Lafayette  
 W 16-5 Clemson  
 W 16-5 Lehigh  
 W 7-2 Lehigh  
 L 1-8 Cornell  
 W 8-0 Georgia  
 L 7-8 Virginia  
 L 7-9 Virginia  
 L 4-5 Richmond  
 W 18-0 Birmingham  
 L 1-11 Virginia

**1903 (13-2-2)**

**Coach:** John Curran  
 3/14 W 6-0 Bingham (Mebane)  
 3/19 W 13-3 Oak Ridge  
 3/23 W 3-2 Lafayette  
 3/24 L 3-5 Lafayette  
 3/27 L 1-4 Brown  
 3/28 W 12-7 Brown  
 4/3 W 7-6 Gettysburg  
 T 9-9 Gettysburg  
 4/9 W 4-3 Cornell  
 4/10 W 2-0 Wofford  
 4/18 W 9-0 South Carolina  
 4/20 W 4-3 South Carolina  
 4/29 W 10-3 Virginia  
 4/30 T 15-15 Virginia  
 5/1 W 13-1 Washington & Lee  
 5/2 W 13-4 Georgetown  
 5/9 W 4-1 Virginia

**1904 (5-8)**

**Coach:** John Donnelly  
 W 15-3 Bingham (Mebane)  
 W 16-2 Oak Ridge  
 L 8-11 Lafayette  
 L 2-6 Lafayette  
 L 6-7 Maryland  
 L 0-7 Davidson  
 L 2-3 Cornell  
 L 2-9 A & M College  
 W 12-6 St. Albans  
 W 20-7 St. Albans  
 W 18-3 Randolph Macon  
 L 7-10 Virginia  
 L 2-6 Virginia

**1905 (12-6)**

**Coach:** Robert B. Lawson  
 W 2-1 Guilford  
 W 5-3 Wake Forest  
 W 11-5 Wake Forest  
 W 5-1 St. John's  
 L 0-7 Lafayette  
 L 2-3 Lafayette  
 W 4-3 Oak Ridge  
 L 3-0 Georgetown  
 L 3-2 Navy  
 W 5-3 Syracuse  
 W 5-3 S.C. College  
 W 18-8 S.C. College  
 W 4-0 A&M College  
 L 0-1 A&M College  
 W 6-1 Virginia  
 W 3-2 Virginia  
 W 5-0 Virginia  
 L 2-7 Georgetown

**1906 (9-7-1)**

**Coach:** Robert B. Lawson  
 W 18-1 Bingham, Mebane  
 W 5-3 Lafayette  
 W 7-3 Wake Forest  
 L 8-1 Bingham, Asheville  
 W 9-5 S.C. College  
 W 19-0 S.C. College  
 W 14-3 S.C. College  
 W 7-6 St. John's College  
 L 0-3 A&M College  
 W 9-5 John's Hopkins  
 W 6-1 Virginia  
 L 0-9 Virginia  
 L 6-7 Navy  
 L 1-5 St. John's College  
 L 1-4 Georgetown  
 L 3-4 Virginia  
 T 6-6 Guilford College

**1907 (10-9-2)**

**Coach:** Floyd Simmons  
 W 28-0 Bingham (Mebane)  
 W 5-3 Wake Forest  
 L 1-2 Lafayette  
 T 5-5 Lafayette  
 W 2-0 Cornell  
 L 2-8 Guilford  
 L 1-2 Guilford  
 L 0-2 Davidson  
 L 5-8 Delaware  
 T 0-0 Georgia  
 W 1-0 Oak Ridge  
 W 5-2 George Washington  
 L 6-7 George Washington  
 W 6-4 Virginia Tech  
 L 1-5 Virginia  
 L 2-5 Virginia  
 L 0-6 Georgetown  
 W 4-2 Wake Forest  
 W 4-2 Bingham (Asheville)  
 W 8-1 William & Mary  
 W 4-0 William & Mary

**1908 (12-9)**

**Coach:** Otis Stockdale  
 W 2-0 Bingham (Mebane)  
 L 2-3 Lafayette  
 W 3-0 Lafayette  
 W 3-1 Randolph-Macon  
 L 0-4 Cornell  
 L 0-4 Guilford  
 W 2-1 Virginia  
 W 6-0 Dartmouth  
 L 2-9 Dartmouth  
 L 6-12 Villanova  
 W 8-6 Villanova  
 L 0-4 St. John's College  
 L 1-2 Washington & Lee  
 L 4-5 Virginia  
 W 4-2 Delaware  
 W 10-0 Delaware  
 W 3-1 Roanoke  
 W 3-0 Guilford  
 L 5-14 Georgetown  
 W 6-4 Navy  
 L 2-4 Pennsylvania

**1909 (19-5)**

**Coach:** Otis Stockdale  
 3/13 W 3-2 Bingham (Mebane)  
 3/20 W 3-0 Oak Ridge  
 3/26 W 6-5 Elon  
 3/29 L 0-1 Amherst  
 3/30 W 7-6 Amherst  
 4/1 W 3-0 Colgate  
 4/2 L 1-3 Colgate  
 4/3 W 6-2 Lafayette  
 4/5 W 6-0 Lafayette  
 4/8 W 3-2 Villanova  
 4/10 W 6-5 Guilford  
 4/12 L 6-15 Winston League  
 4/13 W 6-4 St. John's  
 4/14 W 4-3 Davidson  
 4/15 W 2-3 Delaware  
 4/16 W 12-4 Delaware  
 4/19 L 1-3 Virginia  
 4/21 W 4-1 Guilford  
 4/23 W 4-1 Davidson  
 4/30 W 7-6 Virginia  
 5/3 L 2-14 Pennsylvania  
 5/4 W 4-2 Georgetown  
 5/7 W 9-1 Cent. U. of Kentucky  
 5/8 W 3-0 Cent. U. of Kentucky

**1910 (17-9)**

**Coach:** Robert B. Lawson  
 3/14 W 6-2 Bingham School  
 3/18 W 4-3 Oak Ridge M.A.  
 3/23 W 17-5 Elon  
 3/26 W 4-3 Davidson  
 3/28 L 1-5 Lafayette  
 3/29 W 7-1 Amherst  
 3/30 L 0-1 Amherst  
 3/31 W 3-0 Trinity (Hartford)  
 4/1 L 0-1 Lafayette  
 4/2 W 9-6 Lafayette  
 4/4 W 5-2 Bingham School  
 4/7 W 9-1 Hampden-Sydney  
 4/8 L 3-4 Virginia  
 4/9 L 2-6 Virginia  
 4/15 L 3-4 Guilford  
 4/16 W 9-6 Guilford  
 4/19 W 1-0 Kentucky State  
 4/21 W 9-5 Davidson  
 4/22 W 3-0 Virginia  
 4/23 L 0-1 Navy  
 4/26 L 2-3 Washington & Lee  
 4/27 W 5-1 Georgetown  
 4/29 W 1-0 Wake Forest  
 4/30 L 1-2 Wake Forest  
 5/2 W 5-3 Central Kentucky  
 5/3 W 8-3 Central Kentucky

**1911 (15-7)**

**Coach:** Charles M. Clancey  
 W 3-0 Georgetown  
 W 2-1 Davidson  
 L 1-4 Davidson  
 L 0-1 Virginia Tech  
 W 1-0 Amherst  
 W 15-2 Catawba  
 W 5-4 Atlantic Christian  
 L 1-4 Catholic  
 W 1-0 Wake Forest  
 W 2-0 Wake Forest  
 L 1-3 Virginia  
 L 1-0 Virginia  
 W 1-0 Virginia  
 W 3-2 Guilford  
 W 4-1 Oak Ridge M.A.  
 L 3-5 Winston-Salem Twins

W 12-8 Winston-Salem Twins  
 W 9-1 Washington & Lee  
 L 3-4 Washington & Lee  
 L 2-3 Lafayette  
 W 8-2 Lafayette  
 W 6-2 Lafayette

**1912 (11-7)**

**Coach:** Charles M. Clancey  
 W 6-1 Wake Forest  
 L 1-2 Virginia  
 W 10-3 Virginia  
 L 0-4 Virginia  
 W 4-0 Virginia  
 W 7-2 Guilford  
 L 4-5 Princeton  
 W 1-0 Horner's School  
 W 6-5 Georgia  
 L 2-5 Georgia  
 W 5-0 Randolph-Macon  
 L 0-1 Navy  
 W 8-2 Virginia Tech  
 W 9-6 Virginia Tech  
 L 3-5 Amherst  
 W 11-10 Amherst  
 W 3-0 Swarthmore  
 L 2-3 Swarthmore

**1913 (7-11)**

**Coach:** Coach Bowers  
 W 4-1 Davidson  
 W 11-1 Davidson  
 L 2-5 Amherst  
 W 5-1 Penn State  
 L 4-7 Atlantic C.L.  
 W 12-5 VMI  
 W 8-2 VMI  
 W 10-1 Trinity  
 L 2-8 Wake Forest  
 L 2-8 Wake Forest  
 W 5-4 Virginia  
 L 9-12 Virginia  
 L 1-9 Guilford  
 L 8-9 Washington & Lee  
 L 4-5 Lafayette  
 L 3-4 Lafayette  
 L 6-7 A&M College  
 L 3-9 Princeton

**1914 (8-11-1)**

**Coach:** Earl Mack  
 L 0-5 Davidson  
 L 1-6 Navy  
 W 1-0 William & Mary  
 T 4-4 Amherst  
 W 2-0 Amherst  
 W 3-2 Hampden-Sydney  
 L 1-3 Catholic  
 L 0-3 Penn State  
 W 5-4 VMI  
 L 2-5 West Virginia Wesleyan  
 W 14-5 West Virginia  
 W 2-1 Wake Forest  
 W 3-2 Wake Forest  
 L 0-2 Virginia  
 L 1-9 Virginia  
 L 1-6 Virginia  
 L 1-9 Guilford  
 W 9-0 Oak Ridge M.A.  
 L 2-3 Vermont  
 L 2-3 Princeton

**1915 (12-4)**

**Coach:** Charles A. Doak  
 W 1-0 Wake Forest  
 W 10-0 Wake Forest  
 W 10-4 Wake Forest  
 L 2-5 Virginia  
 W 8-5 Virginia  
 L 3-5 Virginia  
 W 7-2 Guilford  
 W 6-3 Oak Ridge M.A.  
 L 4-8 Princeton  
 W 5-0 Bingham School  
 W 6-0 South Carolina  
 W 7-3 Davidson  
 W 8-2 Navy  
 W 14-2 Elon  
 L 1-3 Amherst  
 W 13-0 VMI

**1916 (7-11)**

**Coach:** Charles A. Doak  
 L 3-8 Georgetown  
 W 6-1 Wofford  
 L 2-13 Navy  
 W 7-0 Delaware  
 W 3-2 William & Mary  
 W 18-4 Elon  
 L 3-4 Catholic  
 L 9-15 Penn State  
 W 11-3 West Virginia Wesleyan  
 L 3-4 Wake Forest  
 L 0-3 Wake Forest  
 L 3-4 Wake Forest  
 L 3-8 Virginia  
 L 3-4 Virginia  
 L 1-2 Guilford  
 L 2-3 Oak Ridge M.A.  
 W 7-4 Washington & Lee  
 W 11-4 Richmond

**1917 (10-6)**

**Coach:** Bunn Hearn  
 L 5-6 Wake Forest  
 W 3-2 Virginia  
 W 2-0 Washington & Lee  
 L 2-4 Yale  
 W 4-3 Bingham School  
 L 1-5 Georgia  
 L 2-4 Georgia  
 W 5-0 Georgia

L 1-10 Georgia  
 W 16-0 South Carolina  
 W 3-0 Wofford  
 W 6-1 Wofford  
 W 8-4 Davidson  
 L 0-1 Davidson  
 W 11-5 West Virginia Wesleyan  
 W 10-2 Haver Ford

**1918 (7-6)**

**Coach:** Bunn Hearn  
 L 1-3 South Carolina  
 W 4-2 South Carolina  
 L 0-2 Wofford  
 W 4-2 Wofford  
 W 10-0 Elon  
 L 1-18 Holy Cross  
 L 0-2 Camp Sevier  
 W 3-0 Virginia  
 L 0-4 Virginia  
 L 1-2 Virginia  
 W 7-6 Guilford  
 W 4-3 Oak Ridge M.A.  
 W 2-1 at Clemson

**1919 (11-7-2)**

**Coach:** William Lourcy  
 T 0-0 Trinity  
 L 4-7 Wake Forest  
 L 1-2 Virginia  
 T 3-3 Virginia  
 W 7-1 Virginia  
 L 4-11 Virginia  
 W 4-0 Oak Ridge M.A.  
 L 5-6 Washington & Lee  
 L 4-13 Johns Hopkins  
 W 5-0 South Carolina  
 W 4-3 Davidson  
 W 13-1 Randolph-Macon  
 W 5-0 Virginia Tech  
 W 4-1 Elon  
 L 1-4 Elon  
 W 8-3 Hampden-Sydney  
 W 7-4 Fort Bragg  
 W 2-1 NC State  
 W 4-1 Durham Bulls  
 L 0-2 Durham Bulls

**1920 (8-9-2)**

**Coach:** William Lourcy  
 W 3-2 Davidson  
 W 3-2 Davidson  
 L 2-4 Catholic  
 L 1-3 Swarthmore  
 L 5-6 NC State  
 W 9-0 NC State  
 W 6-2 NC State  
 W 1-0 Trinity  
 W 2-1 Trinity  
 L 1-8 Wake Forest  
 W 8-0 Wake Forest  
 L 3-4 Virginia  
 L 7-8 Virginia  
 T 3-3 Washington & Lee  
 L 3-5 Yale  
 L 1-2 Pennsylvania  
 T 3-3 Maryland  
 W 4-3 Maryland  
 L 8-9 Winston-Salem Twins

**1921 (17-3-2)**

**Coach:** Bill Fetzer  
 T 3-3 Lynchburg  
 W 3-1 Florida  
 L 3-9 NC State  
 W 7-6 Fordham  
 W 3-1 CNY  
 W 6-4 NC State  
 L 0-11 Georgetown  
 W 7-3 Davidson  
 L 5-9 Davidson  
 W 4-2 Trinity  
 W 6-2 Trinity  
 W 4-3 Wake Forest  
 W 6-4 Wake Forest  
 W 5-3 Virginia  
 W 7-3 Virginia  
 W 3-2 Virginia  
 W 4-2 Guilford  
 W 5-2 Washington & Lee  
 W 4-1 Maryland  
 T 3-3 Maryland  
 W 6-4 Swarthmore  
 W 7-1 VMI

**1922 (19-2)**

**Coach:** Bill Fetzer  
 W 9-5 Trinity  
 W 8-7 Trinity  
 W 2-0 Wake Forest  
 W 12-4 Wake Forest  
 W 6-0 Virginia  
 W 4-0 Virginia  
 W 7-0 Virginia  
 L 8-9 Washington & Lee  
 W 6-3 Washington & Lee  
 W 9-1 Washington & Lee  
 L 5-10 Maryland  
 W 9-6 Georgia  
 W 2-0 Davidson  
 W 7-4 Virginia Tech  
 W 3-0 Swarthmore  
 W 3-1 NC State  
 W 4-1 NC State  
 W 10-1 Lynchburg  
 W 15-1 CNY  
 W 8-0 Furman  
 W 12-8 NYU

**1923 (11-8-2)**

**Coach:** Bill Fetzer  
 L 4-6 Lynchburg





**ALL-TIME RESULTS**

T	3-3	Auburn
L	5-8	Alabama
W	14-5	Davidson
L	4-5	Navy
W	2-1	NC State
W	11-4	NC State
W	10-8	NC State
L	2-4	Trinity
W	5-3	Trinity
L	3-9	Wake Forest
W	13-6	Wake Forest
W	2-1	Virginia
W	12-3	Virginia
L	3-4	Virginia
T	8-8	Guilford
W	12-6	Maryland
L	1-9	Georgia
W	6-2	Mercer
L	3-9	at Georgia Tech
W	4-1	at Georgia Tech

**1924 (9-14)**

**Coach: Bill Fetzer**

W	1-0	Trinity
L	3-4	Trinity
L	3-10	Wake Forest
L	2-3	Wake Forest
W	7-4	Virginia
W	3-2	Virginia
W	13-9	Virginia
W	6-1	Guilford
W	9-5	Washington & Lee
L	2-11	Georgia
L	1-4	Georgia
L	2-6	Mercer
L	2-5	Mercer
L	6-7	Davidson
W	8-3	Virginia Tech
W	3-2	Elon
W	3-2	Hampden-Sydney
L	2-3	NC State
L	2-7	NC State
L	10-14	Durham Bulls
L	0-5	Alabama
L	2-6	Alabama
L	2-3	Lenoir-Rhyne

**1925 (14-10)**

**Coach: Bill Fetzer**

W	5-4	Lenoir-Rhyne
L	2-5	Duke
W	7-6	Duke
L	5-10	Duke
W	8-4	Georgetown
W	8-3	Davidson
W	6-2	Virginia Tech
L	4-5	Virginia Tech
W	20-5	Elon
W	14-5	Hampden-Sydney
W	6-4	VMI
L	5-7	NC State
L	5-8	NC State
L	1-2	Wake Forest
L	2-3	Wake Forest
W	8-6	Virginia
L	1-4	Virginia
L	1-2	Virginia
W	5-4	Guilford
W	3-2	Guilford
W	5-2	Washington & Lee
W	2-0	Maryland
L	2-14	Maryland
W	16-3	Maryland

**1926 (9-16)**

**Coach: Duke Duncan**

L	3-4	Wake Forest
L	4-11	Wake Forest
W	12-7	Wake Forest
L	4-7	Virginia
W	13-3	Virginia
L	2-6	Virginia
W	9-3	Guilford
W	11-10	Lehigh
L	1-6	Maryland
L	4-12	Georgia Tech
L	2-10	Georgia Tech
W	3-2	South Carolina
L	8-9	Davidson
W	13-4	Virginia Tech
L	4-5	Dartmouth
L	10-11	Elon
L	2-8	Elon
L	5-7	Catholic
L	7-8	NC State
L	2-8	NC State
L	6-7	NC State
W	16-3	Lynchburg
W	5-4	Duke
W	8-7	Duke
L	9-17	Duke

**1927 (14-8-1)**

**Coach: Jim Ashmore**

W	8-7	Elon
L	0-3	Penn State
T	2-2	Pennsylvania
W	6-1	Davidson
L	7-8	Duke
W	10-1	Duke
W	4-3	Wake Forest
W	10-7	Virginia
W	10-7	Hampden-Sydney
W	11-0	Davidson
L	8-9	at Georgia Tech
L	4-12	at Georgia Tech
W	4-1	Georgia
L	1-4	Georgia
W	3-0	Wake Forest
L	2-6	Virginia
W	11-10	Virginia

W	3-2	Wake Forest
W	6-4	Duke
W	6-2	NC State
W	3-1	NC State
L	1-3	NC State

**1928 (13-9)**

**Coach: Jim Ashmore**

3/26	W	11-2	at Elon
4/2	W	15-3	Maryland
4/3	W	3-2	Maryland
4/4	L	3-5	Pennsylvania
4/5	W	7-6	Pennsylvania
4/7	L	4-6	Washington & Lee
4/9	W	3-0	at Davidson
4/12	L	0-1	at Wash. & Lee
4/14	W	6-4	at Virginia
4/18	W	12-9	Maryland
4/18	W	7-0	VMI
4/18	W	4-1	Wake Forest
4/21	W	7-5	VMI
4/24	L	4-5	at NC State
4/25	L	1-12	Georgia
4/26	W	6-5	Georgia
5/5	L	1-13	Duke
5/11	L	3-5	Virginia
5/12	W	8-4	Virginia-1
5/17	W	5-3	at Wake Forest
5/19	L	5-7	at Duke
5/21	L	2-4	NC State

1-Greensboro, N.C.

**1929 (16-6)**

**Coach: Jim Ashmore**

3/25	W	12-9	Springfield
3/26	W	5-1	Springfield
3/29	W	9-5	Pennsylvania
4/1	W	4-2	Davidson-1
4/2	W	7-5	Penn State
4/3	L	3-12	Cornell
4/4	W	7-5	Washington & Lee
4/9	W	7-1	Maryland
4/12	W	6-4	at Maryland
4/13	W	5-4	at Virginia
4/17	W	8-2	at Virginia Tech
4/20	W	4-2	at VMI
4/22	W	6-5	West Virginia Wesleyan
4/26	W	10-9	Virginia Tech
4/27	L	6-9	at Duke
5/7	L	3-4	at Wake Forest
5/10	W	6-4	Virginia
5/11	W	4-2	Virginia-2
5/17	L	5-8	Duke
5/20	L	3-5	at NC State
5/22	L	2-7	Wake Forest

1-Salisbury, N.C.  
2-Greensboro, N.C.

**1930 (13-12)**

**Coach: Jim Ashmore**

3/27	W	18-7	Springfield
3/31	W	3-2	Cornell
4/1	L	8-10	Cornell
4/4	W	6-4	at Georgia
4/5	L	1-9	at Georgia
4/8	W	7-2	Maryland
4/11	L	1-14	at Maryland
4/12	W	8-5	at Virginia
4/14	L	2-10	at Washington & Lee
4/14	L	6-7	at Washington & Lee
4/15	L	3-9	at VMI
4/16	L	2-5	at Virginia Tech
4/22	W	9-3	at Davidson
4/23	L	0-7	Georgia
4/24	W	7-3	Georgia
4/25	L	4-9	Virginia Tech
4/26	L	5-14	Duke
5/3	L	8-7	Wake Forest
5/6	W	6-2	at NC State
5/7	W	3-1	South Carolina
5/9	W	12-1	Virginia-1
5/12	W	6-3	at Wake Forest
5/13	W	8-3	Davidson
5/17	L	2-15	at Duke
5/20	W	5-3	NC State

1-Greensboro, N.C.

**1931 (16-4-2)**

**Coach: Jim Ashmore**

3/30	W	11-5	Cornell
4/2	W	2-0	Pennsylvania
4/3	L	2-8	Washington & Lee
4/8	W	15-3	Princeton
4/10	W	4-2	at Maryland
4/10	W	8-4	at Maryland
4/11	W	6-1	at Virginia
4/13	W	8-7	at Washington & Lee
4/14	T	5-5	at VMI
4/15	L	9-10	at Virginia Tech
4/18	T	11-11	Virginia Tech
4/21	W	3-2	at Wake Forest
4/25	W	3-2	VMI
4/25	W	6-2	VMI
4/29	W	7-4	Wake Forest
5/5	L	4-7	NC State
5/8	W	6-2	Virginia
5/9	W	15-4	Virginia-1
5/11	W	7-1	Davidson
5/16	L	4-8	at Duke
5/18	W	6-2	Duke
5/20	W	19-8	at NC State

1-Greensboro, N.C.

**1932 (11-8)**

**Coach: Bunn Hearn**

3/24	L	7-16	Jersey City
3/28	W	8-7	Davidson-1
3/29	W	4-0	Maryland
4/6	W	6-5	Durham Bulls
4/8	L	4-5	at Virginia
4/14	W	8-4	Durham Bulls

4/16	W	7-5	VMI
4/19	W	8-7	Raleigh Caps
L	2-8	Durham Bulls	
4/23	L	2-6	Duke
4/26	W	14-5	Davidson
4/30	L	3-4	at Wake Forest
5/3	L	6-7	NC State
5/6	W	4-3	Virginia
5/7	W	9-6	Virginia-2
5/12	W	11-3	Virginia Tech
5/14	L	2-3	at Duke
5/16	L	2-7	Wake Forest
5/19	W	9-7	NC State

1-Winston-Salem, N.C.  
2-Greensboro, N.C.

**1933 (15-7)**

**Coach: Bunn Hearn**

3/28	W	5-1	Washington & Lee
3/30	L	5-6	Michigan State
3/31	L	3-5	Michigan State
4/1	L	0-1	at Elon
4/7	W	9-1	at Virginia Tech
4/8	W	14-0	at VMI
4/10	W	2-1	at Washington & Lee
4/14	W	5-3	Virginia Tech
4/15	L	3-4	Davidson-1
4/17	L	3-4	at Davidson
4/18	W	8-0	Maryland
4/25	L	7-8	Davidson
4/28	W	4-2	at Wake Forest
5/2	L	6-7	NC State
5/6	W	11-1	Virginia-2
5/9	W	3-0	Wake Forest
5/13	W	2-1	at Duke
5/15	W	12-0	at Georgetown
5/17	W	11-3	at Navy
5/18	W	4-0	at Randolph-Macon
5/20	W	7-1	at NC State
5/23	W	2-1	Duke

1-Winston-Salem, N.C.  
2-Greensboro, N.C.

**1934 (21-2)**

**Coach: Bunn Hearn**

3/30	W	9-2	Washington & Lee
3/31	W	15-4	Davidson-1
4/2	W	13-5	at Davidson
4/6	W	6-1	at Virginia Tech
4/7	W	16-6	at VMI
4/10	W	3-1	at Virginia
4/14	W	6-0	Wake Forest
4/18	W	9-0	Davidson
4/21	W	3-1	Wilmington Pirates
4/21	L	3-8	Wilmington Pirates
4/25	W	9-7	Guilford
4/27	W	12-7	at Wake Forest
4/28	W	9-4	VMI
5/1	W	9-7	at NC State
5/4	W	16-3	Virginia
5/5	W	5-3	Virginia-2
5/11	W	7-1	Virginia Tech
5/14	W	6-2	at Randolph-Macon
5/16	W	4-1	at Navy
5/18	W	4-3	Duke
5/19	L	1-15	Duke-2
5/21	W	7-4	at Duke
5/23	W	8-4	NC State

1-Gastonia, N.C.  
2-Greensboro, N.C.

**1935 (8-14)**

**Coach: Bunn Hearn**

4/5	L	3-4	at Davidson (11)
4/11	W	6-2	Wake Forest
4/13	W	5-2	NC State
4/16	L	2-6	Wake Forest-1
L	11-13	Leaksville Spray	
4/19	W	7-3	Chath. Mfg. Co.-2
4/20	L	1-8	Chath. Mfg. Co.-2
4/24	W	6-5	Davidson
4/25	W	6-5	Davidson
4/27	L	1-3	at NC State
4/30	L	5-6	Wake Forest-3
5/2	L	2-3	at NC State
5/3	W	5-3	Virginia
5/4	L	0-4	Virginia-4
5/9	W	9-8	at NC State
5/11	L	2-7	at Duke
5/13	L	0-2	Wake Forest-5
5/17	L	0-4	Duke
5/18	L	1-14	Duke-4
5/22	L	0-7	at Richmond
5/24	L	5-7	at Maryland
5/25	W	11-8	at Navy

1-Lumberton, N.C.  
2-Elkin, N.C.  
3-Fayetteville, N.C.  
4-Greensboro, N.C.  
5-Raleigh, N.C.

**1936 (6-10)**

**Coach: Bunn Hearn**

3/27	W	10-5	Springfield
4/13	L	3-5	Richmond
4/14	L	5-7	Georgetown
4/18	L	1-3	at NC State
4/20	W	13-8	at VMI
4/21	L	8-9	at Wash. & Lee (10)
4/24	W	9-7	at Wake Forest (15)
4/27	W	3-2	at Davidson
5/1	W	14-2	Virginia
5/2	L	7-8	Virginia-1
5/5	L	5-7	NC State
5/6	L	5-7	Davidson
5/15	L	2-6	at Georgetown
5/16	L	2-8	at Maryland
5/18	W	7-6	at Duke
5/20	L	4-5	Duke

1-Greensboro, N.C.

**1937 (12-9-1)**

**Coach: Bunn Hearn**

3/27	W	4-1	Springfield
4/1	W	8-5	Michigan State
4/2	W	8-0	Washington & Lee
4/3	L	8-9	Richmond
4/8	W	8-4	at Virginia Tech
4/10	L	3-4	at VMI
4/12	L	6-7	at Davidson
4/14	L	5-6	at Wake Forest
4/16	W	10-2	VMI
4/19	W	18-2	Virginia Tech
4/20	W	6-2	William & Mary
4/23	L	0-5	NC State
4/27	W	3-1	Wake Forest-1
4/30	T	7-7	Virginia (11)
5/1	W	7-2	Virginia
5/6	W	8-1	Davidson
5/8	W	12-5	at NC State
5/11	W	7-6	Wake Forest
5/15	L	3-6	at Maryland
5/19	L	1-18	Duke
5/22	L	11-12	Duke-2
5/24	L	0-4	at Duke

1-Raeferd, N.C.  
2-Greensboro, N.C.

**1938 (14-6)**



5/1	W	5-1	Wake Forest
5/6	L	1-4	NC State
5/7	W	7-5	at Davidson
5/8	L	4-6	NC State
5/10	L	4-5	at Wake Forest
5/11	L	1-5	at Duke
5/15	W	7-2	Wake Forest
5/17	W	5-0	Fort Bragg
5/18	W	8-5	at NC State
5/20	L	1-4	at Wake Forest
5/22	W	3-1	Fort Bragg
5/29	L	4-6	at Duke
6/1	L	3-5	Duke

**1947 (15-11-2)**

**Coach: Walter Rabb**

3/31	W	4-3	Michigan State
4/1	W	7-5	Villanova
4/4	L	3-5	Virginia
4/5	W	8-2	Duke
4/7	W	6-1	Michigan
4/9	L	5-6	Michigan
4/10	W	16-3	Cornell
4/11	L	1-5	at Burlington Bees
4/12	L	6-7	at Rex Mills
4/17	W	11-7	Cincinnati
4/18	L	4-5	at Duke
4/19	W	4-3	at Wake Forest
4/22	W	5-2	at Davidson
4/25	W	10-2	Navy
4/29	T	9-9	Wake Forest
5/6	T	4-4	at Wake Forest
5/8	W	6-5	at Virginia
5/9	W	13-3	at Maryland
5/10	W	1-0	at Richmond
5/12	L	6-8	Wake Forest
5/13	W	5-0	at Wake Forest
5/14	L	2-12	at NC State
5/15	L	7-15	Duke
5/17	L	2-7	at Duke
5/19	L	1-5	Wake Forest
5/22	L	4-5	NC State
5/24	W	4-0	at NC State
5/28	W	5-2	NC State

**1948 (21-9-1)**

**Coach: Walter Rabb**  
**Southern Conference Champions**  
**NCAA Tournament Participants**

3/26	W	3-1	Virginia
3/29	W	5-2	Michigan State
3/30	L	5-7	Pennsylvania
4/2	T	7-7	Yale
4/8	W	15-6	at South Carolina
4/9	W	12-1	at Clemson
4/10	W	10-1	at Furman
4/13	W	1-0	Wake Forest
4/15	W	4-3	Furman
4/17	W	2-0	at Greenville (CPL)
4/21	W	6-5	at Duke
4/24	L	1-8	at NC State
4/27	W	6-2	Davidson
4/29	W	1-0	NC State
5/1	W	5-4	at Wake Forest
5/4	L	4-6	Duke
5/6	L	0-4	at Virginia
5/8	L	6-7	at Georgetown
5/11	W	3-2	Wake Forest
5/13	W	5-3	NC State
5/15	L	2-3	Duke
5/17	W	7-6	at Wake Forest
5/22	W	10-8	Duke
5/26	W	7-1	at NC State
W	15-0	vs. Georgia Tech-1	
W	11-3	vs. Alabama-1	
L	4-5	vs. George Wash.-1	
W	10-0	vs. George Wash.-1	
L	1-6	vs. Yale-2	
W	7-3	vs. Illinois-2	
L	2-5	vs. Lafayette-2	

1-NCAA District III Regional, Charlotte, N.C.  
2-NCAA Eastern Reg., Winston-Salem, N.C.

**1949 (20-9-2)**

**Coach: Walter Rabb**

3/18	L	0-6	at Florida
3/19	W	9-2	at Florida
3/20	W	21-8	at Jacksonville Nas
3/21	W	7-3	at Jacksonville Nas
3/29	W	8-6	Cornell
3/30	T	5-5	Michigan State
3/31	W	4-2	Michigan State
4/1	W	12-4	Virginia Tech
4/6	W	8-4	William & Mary
4/7	W	11-3	Yale
4/14	W	6-5	Virginia
4/15	W	2-1	Maryland
4/16	W	10-8	at South Carolina
4/18	W	8-2	at Duke
4/20	L	5-6	at Wake Forest
4/21	W	5-0	Davidson
4/23	L	6-10	at NC State
4/25	W	12-3	Jacksonville Nas
4/26	W	3-1	Duke
4/29	L	6-8	NC State
5/4	W	4-3	at Duke
5/5	W	6-3	at Virginia Tech
5/6	W	14-6	at Washington & Lee
5/7	T	6-6	at Virginia
5/9	L	2-4	Wake Forest
5/12	W	8-4	at NC State
5/14	L	9-11	Duke
5/16	L	2-3	Wake Forest
5/18	L	0-2	at Wake Forest
5/21	L	1-6	at Duke
5/24	W	7-1	NC State

**1950 (16-18)**

**Coach: Walter Rabb**

3/17	L	5-7	at Florida
3/18	W	7-6	at Florida
3/20	W	3-1	at Rollins

3/21	L	4-9	at Rollins
3/30	W	8-1	Michigan State
3/31	W	7-6	Michigan State
4/1	L	2-3	Davidson
4/3	W	9-0	Davidson
4/5	L	5-6	Yale
4/6	L	4-6	Yale
4/7	W	15-11	West Virginia
4/8	W	11-2	West Virginia
4/10	W	3-2	Duke
4/12	L	6-12	at Wake Forest
4/15	L	0-6	Wake Forest
4/17	L	1-4	McCrary
4/19	L	1-3	at NC State
4/22	L	3-12	at Duke
4/24	L	4-9	NC State
4/26	W	6-1	at Wake Forest
4/28	L	4-8	Rollins
4/29	W	11-10	Rollins
5/2	L	3-9	Wake Forest
5/4	L	4-9	at Virginia
5/5	L	1-7	at Maryland
5/6	W	8-5	at George Washington
5/9	W	6-5	NC State
5/11	W	6-5	Duke
5/13	W	7-2	at NC State
5/15	W	5-0	at Duke
5/17	L	5-16	at Wake Forest
5/18	L	0-1	at McCrary
5/20	W	2-1	Duke
5/23	L	1-6	NC State

**1951 (16-10)**

**Coach: Walter Rabb**

3/17	W	11-8	at Rollins
3/19	W	9-8	Alabama-1
3/19	L	5-8	at Rollins
3/20	L	2-3	Alabama-1
3/22	L	4-5	Virginia
3/23	W	8-0	Boston University
3/24	W	11-8	Boston University
3/30	W	7-6	Michigan State
3/31	W	3-2	Yale
4/7	L	3-4	NC State
4/10	W	9-0	Wake Forest
4/12	W	10-5	Davidson
4/14	L	11-12	at NC State
4/16	L	7-8	at Davidson
4/18	W	3-2	NC State
4/21	L	7-8	at Duke
4/24	W	14-0	Duke
4/25	W	6-3	at Wake Forest
4/27	L	3-4	Clemson
4/28	W	5-4	Furman
4/30	W	3-2	Duke
5/5	W	13-3	at South Carolina
5/10	L	1-4	Wake Forest
5/12	W	10-2	at Duke
5/15	W	1-0	at Wake Forest
5/16	L	4-6	at NC State

1-Winter Park, Fla.

**1952 (18-10)**

**Coach: Walter Rabb**

3/17	L	4-8	at Rollins
3/18	W	6-5	at Rollins
3/18	W	8-0	Alabama-1
3/19	W	8-5	Alabama-1
3/22	W	5-0	Virginia
3/27	W	5-1	The Citadel
3/29	L	0-3	Michigan State
3/29	W	5-0	Yale
3/31	W	6-1	Yale
4/1	L	3-6	Michigan State
4/4	L	0-4	Wake Forest
4/5	W	6-2	Pennsylvania
4/8	W	3-2	at NC State
4/9	L	2-4	Duke
4/11	L	5-11	at NC State
4/15	W	4-3	Davidson
4/19	L	5-13	at Duke
4/22	W	3-0	NC State
4/25	W	4-0	at Clemson
4/29	L	2-4	at Wake Forest
5/1	L	2-10	at Duke
5/2	W	10-0	South Carolina
5/2	W	9-3	at Davidson
5/5	W	8-7	at McCrary
5/7	L	2-6	NC State
5/8	W	4-2	at Wake Forest
5/10	W	13-9	Duke
5/12	W	8-2	Wake Forest

1-Winter Park, Fla.

**1953 (19-8)**

**Coach: Walter Rabb**

3/19	L	1-2	Georgia Teachers-1
3/20	W	7-1	at Rollins
3/21	L	3-6	at Rollins
3/23	W	11-1	at Rollins
3/27	W	11-1	Michigan State-2
3/28	W	11-9	Michigan State-2
3/28	L	3-5	at Camp Lejeune
4/3	W	5-4	Clemson
4/4	W	7-1	Furman
4/7	L	5-10	NC State
4/10	W	8-1	at South Carolina
4/11	W	5-3	at The Citadel
4/13	W	18-5	at Davidson
4/15	L	0-2	at Wake Forest
4/18	W	8-5	at Virginia
4/21	W	5-2	Duke
4/23	W	11-0	Davidson
4/25	W	5-2	at Wake Forest
4/28	W	13-3	NC State
5/4	L	2-4	Duke
5/5	W	6-5	Wake Forest
5/9	W	3-1	at Duke
5/12	W	7-6	at NC State
5/14	W	13-2	Maryland-3
5/15	L	2-7	Duke-3
5/15	W	15-0	George Washington-3

5/16	L	3-5	Duke-3
1-Winter Park, Fla.			
2-Camp Lejeune, N.C.			
3-Southern Conf. Tour., Raleigh, N.C.			

**1954 (14-11, 7-8 ACC)**

**Coach: Walter Rabb**

3/20	L	0-1	at Rollins
3/20	W	3-0	at Rollins
3/22	L	7-8	Ohio State-1
3/22	W	5-1	Amherst-1
3/24	W	2-0	Virginia
3/27	L	0-6	at Camp Lejeune
3/29	W	6-2	Michigan State
3/31	L	1-10	at NC State
4/3	L	1-4	Wake Forest
4/5	W	11-2	Brown
4/9	W	13-6	South Carolina
4/10	W	12-3	South Carolina
4/15	W	4-2	at Richmond
4/16	W	8-3	at Quantico Mar.
4/20	L	2-10	Maryland
4/24	L	2-6	at Wake Forest
4/27	W	7-2	NC State
4/30	L	3-4	at Clemson (10)
5/1	W	10-8	at Clemson
5/4	W	6-5	at Duke
5/5	L	2-4	Wake Forest
5/10	W	15-7	at Maryland
5/15	L	3-4	at Duke
5/18	L	5-17	at NC State
5/21	W	8-4	Duke

1-Winter Park, Fla.

**1955 (12-12, 8-5 ACC)**

**Coach: Walter Rabb**

3/25	W	4-3	Ohio State-1
3/25	L	0-2	at Rollins
3/29	L	5-7	NC State
4/1	W	10-5	Maryland
4/2	W	4-1	Michigan State
4/4	L	5-6	Colgate
4/5	L	0-2	Michigan
4/7	L	3-5	Rollins-2
4/8	L	1-3	Yale-2
4/9	W	6-1	Ohio-2
4/13	L	0-2	at Wake Forest
4/14	L	1-2	at Duke
4/16	L	3-6	NC State
4/19	L	8-9	at Wake Forest
4/22	L	13-2	South Carolina
4/23	L	3-4	Clemson
4/27	W	3-2	Wake Forest
4/29	W	7-2	at Virginia
4/30	L	2-3	at Maryland
5/4	W	6-5	Duke
5/6	W	12-8	at South Carolina
5/7	W	11-8	at Clemson
5/11	W	10-5	at NC State
5/14	W	20-2	Duke

1-Winter Park, Fla.  
2-North Carolina Invite, Durham, N.C.

**1956 (12-10-1, 9-4 ACC)**

**Coach: Walter Rabb**

3/24	L	2-3	Delaware
3/28	L	2-3	at Georgia
3/29	L	2-3	at Florida State
3/30	T	3-3	Illinois-1
3/31	W	14-0	Notre Dame-1
3/31	L	11-12	Illinois-1
4/3	L	1-2	Michigan State-2
4/4	L	2-4	Michigan-3
4/5	W	9-5	Duke-3
4/6	W	12-8	Loyola
4/13	W	15-1	Virginia
4/14	W	7-0	Maryland
4/20	W	7-6	South Carolina
4/21	W	4-2	Clemson
4/23	L	4-7	at NC State
4/25	L	1-9	at Wake Forest
4/28	L	6-7	at Duke
4/30	W	18-9	at Clemson
5/1	W	2-1	at South Carolina
5/5	W	4-3	Wake Forest
5/8	W	8-3	at Maryland
5/11	W	8-4	NC State
5/14	L	5-9	Duke

1-Tallahassee, Fla.  
2-Dixie Classic, Chapel Hill, N.C.  
3-Dixie Classic, Durham, N.C.

**1957 (15-10, 9-5 ACC)**

**Coach: Walter Rabb**

3/20	W	12-7	at Florida
3/21	L	2-6	Ohio State-1
3/22	L	6-10	Ohio State-1
3/23	W	3-2	at Rollins (10)
3/27	L	3-1	at Rollins
3/27	L	8-11	Delaware
3/28	W	1-0	Maryland
3/39	W	8-4	Ithaca
3/30	W	6-1	Washington & Lee
4/2	W	3-2	South Carolina
4/3	L	6-12	at NC State
4/8	W	6-1	at Virginia
4/10	W	5-4	Virginia
4/13	L	4-9	Duke
4/17	W	2-1	Clemson
4/19	L	1-4	at Furman
4/20	W	6-1	at South Carolina
4/23	L	2-5	at McCrary (exhib.)
4/25			



4/30 W 4-3 Clemson (13)  
 5/1 W 5-4 South Carolina  
 5/4 L 2-3 Wake Forest  
 5/8 L 2-5 at Virginia  
 5/10 L 3-4 at Maryland  
 5/11 W 5-3 at Duke  
 5/13 L 1-10 at Wake Forest  
 5/15 W 3-2 Virginia  
 5/17 L 9-10 Wake Forest-1  
 5/19 L 0-4 at Virginia Tech  
 1-Asheboro, N.C.

**1966 (21-13, 12-2 ACC)**

**Coach:** Walter Rabb

**ACC Champions**

**NCAA College World Series**

3/18 L 3-5 at East Carolina  
 3/23 L 6-8 Springfield  
 3/25 W 3-2 Virginia Tech  
 3/26 L 2-4 Virginia Tech  
 3/29 W 15-6 Yale  
 3/30 W 4-3 Colby  
 3/31 W 6-5 Colby  
 4/2 W 8-2 at NC State  
 4/4 L 3-9 Connecticut  
 4/5 L 5-14 Connecticut  
 4/7 L 7-15 at Florida State  
 4/7 W 6-4 at Florida State  
 4/7 L 1-4 at Florida State  
 4/11 W 3-0 at Georgia Tech  
 4/15 W 6-1 Clemson  
 4/16 L 0-1 South Carolina  
 4/19 W 8-1 at Duke  
 4/22 W 8-3 Maryland  
 4/23 W 3-2 Virginia  
 4/26 W 11-4 NC State  
 4/29 W 1-0 at South Carolina  
 4/30 W 6-3 at Clemson (8)  
 5/3 W 4-0 Wake Forest  
 5/6 W 5-2 at Maryland  
 5/7 W 2-1 at Virginia  
 5/10 W 10-4 Duke  
 5/14 L 4-5 at Wake Forest  
 5/18 L 14-15 at Virginia Tech  
 6/2 W 7-1 East Carolina-1  
 6/3 W 5-4 Mississippi State-1  
 6/4 L 5-6 Florida State-1  
 6/4 W 6-4 Florida State-1  
 6/13 L 2-6 Southern Cal-2  
 6/14 L 1-5 Oklahoma State-2  
 1-NCAA District III, Gastonia, N.C.  
 2-College World Series, Omaha, Neb.

**1967 (19-8-1, 8-5 ACC)**

**Coach:** Walter Rabb

3/20 W 1-0 Rhode Island  
 3/25 L 4-5 at Georgia Southern  
 3/27 W 4-2 at Florida  
 3/29 W 4-3 Wake Forest-1 (11)  
 3/30 W 12-8 Wake Forest-1  
 3/30 L 1-5 at Florida State  
 3/31 W 3-1 at Florida State  
 4/1 L 1-2 at Florida State  
 4/4 W 13-0 NC State  
 4/5 W 3-1 Delaware  
 4/5 W 7-1 Brown  
 4/7 L 1-6 at Clemson  
 4/8 L 4-5 at South Carolina  
 4/11 L 1-3 Duke  
 4/14 W 7-1 at Virginia  
 4/15 L 2-6 at Maryland  
 4/21 W 3-0 South Carolina  
 4/22 W 9-2 at Wake Forest  
 4/25 W 9-2 at Wake Forest  
 4/27 W 11-0 East Carolina  
 4/29 W 3-1 at Duke  
 5/2 W 1-0 at NC State  
 5/5 W 2-1 Virginia  
 5/6 W 9-1 Maryland  
 5/8 L 0-2 Clemson  
 5/13 W 4-0 at Virginia Tech  
 5/13 W 3-2 at Virginia Tech  
 5/15 T 4-4 Wake Forest-2  
 1-Tallahassee, Fla.  
 2-Asheboro, N.C.

**1968 (21-12, 12-6 ACC)**

**Coach:** Walter Rabb

3/18 L 1-2 Adelphi  
 3/21 W 7-6 Kent State  
 3/27 W 4-0 Cornell  
 3/29 W 11-0 Yale  
 3/30 W 7-6 Yale  
 4/2 W 7-3 Maine  
 4/6 L 1-4 Virginia  
 4/6 W 3-2 Virginia  
 4/13 W 2-1 at Clemson (7)  
 4/13 L 0-4 at Clemson (7)  
 4/14 W 4-3 Eastern Kentucky  
 4/15 L 2-13 at Georgia Southern  
 4/16 L 7-9 at Florida  
 4/17 W 8-7 at Florida  
 4/18 L 3-4 at Mercer  
 4/19 L 3-4 at Georgia Tech  
 4/20 W 10-3 at Georgia Tech  
 4/23 W 3-2 at Wake Forest  
 4/25 W 5-2 Virginia Tech  
 4/27 W 6-4 at Duke  
 4/30 W 7-5 at NC State  
 4/30 L 6-7 at NC State  
 5/2 L 1-2 Clemson (10)  
 5/3 L 3-5 South Carolina  
 5/3 L 2-5 South Carolina  
 5/7 W 2-1 Wake Forest  
 5/7 W 6-1 Wake Forest  
 5/10 W 6-0 at Virginia  
 5/11 W 1-0 at Maryland  
 5/11 W 2-1 at Maryland  
 5/13 L 0-5 at Virginia Tech  
 5/15 W 6-2 Duke  
 5/15 W 2-0 Duke

**1969 (23-11, 14-4 ACC)**

**Coach:** Walter Rabb

**ACC Champions**

**NCAA Tournament Participants**

3/21 W 2-1 at East Carolina  
 3/22 W 13-1 George Washington  
 3/26 W 8-5 Yale  
 3/27 L 2-4 Yale  
 3/29 L 0-5 Virginia Tech  
 3/31 W 3-2 Maine  
 4/1 W 7-5 Cornell  
 4/2 W 9-4 Towson State  
 4/4 L 6-10 at Furman  
 4/5 W 10-5 at Clemson  
 4/7 L 5-6 at Georgia  
 4/8 W 10-6 at Georgia Tech  
 4/12 L 3-4 Wake Forest  
 4/15 L 3-6 NC State  
 4/19 W 5-1 South Carolina  
 4/22 W 5-1 Duke  
 4/24 L 1-7 at Virginia Tech  
 4/25 W 3-1 at Virginia  
 4/25 W 3-1 at Virginia  
 4/26 W 7-5 at Maryland  
 4/29 W 9-1 at Wake Forest  
 4/29 L 3-4 at Wake Forest  
 5/2 W 6-4 at South Carolina  
 5/2 W 10-0 at South Carolina  
 5/6 W 7-1 at NC State  
 5/10 W 5-0 Virginia  
 5/13 W 5-2 Clemson (7)  
 5/13 L 4-7 Clemson (7)  
 5/17 W 5-0 at Duke  
 5/17 W 7-4 at Duke  
 5/29 W 3-0 Furman-1  
 5/30 L 5-6 Mississippi-1  
 5/31 W 5-1 Virginia Tech-1  
 5/31 L 2-5 Mississippi-1  
 1-NCAA District III, Gastonia, N.C.

**1970 (12-20, 7-13 ACC)**

**Coach:** Walter Rabb

3/23 L 6-9 Virginia Tech  
 3/24 W 6-2 Virginia Tech  
 3/24 L 0-6 George Wash.  
 3/27 L 2-3 Western Michigan-1  
 3/29 W 7-5 at Florida State  
 3/30 L 6-15 at Florida State  
 3/31 L 4-5 at Florida State  
 4/1 L 2-3 at Florida State  
 4/3 L 0-2 NC State  
 4/4 W 1-0 Columbia  
 4/4 W 7-0 Wayne State  
 4/10 W 7-2 at South Carolina  
 4/11 L 4-6 at Clemson (7)  
 4/11 L 0-5 at Clemson (7)  
 4/14 W 2-1 at Duke  
 4/18 L 7-8 Wake Forest  
 4/18 L 0-3 Wake Forest  
 4/21 W 2-1 Georgia Southern  
 4/24 L 3-4 Maryland  
 4/25 W 4-0 Virginia  
 4/25 L 1-6 Virginia  
 4/29 W 2-0 at Maryland  
 4/29 L 0-5 at Maryland  
 5/2 L 5-6 South Carolina  
 5/3 L 1-2 South Carolina  
 5/5 L 0-5 at NC State  
 5/5 L 1-5 at NC State  
 5/7 L 0-1 at Virginia Tech  
 5/9 W 5-4 Duke  
 5/9 W 3-2 Duke  
 5/11 W 5-3 Clemson  
 5/12 L 1-4 at Wake Forest  
 1-Jacksonville, Fla.

**1971 (13-19, 7-7 ACC)**

**Coach:** Walter Rabb

3/17 W 7-4 at NC State  
 3/20 L 0-7 at Duke  
 3/22 W 6-5 Springfield  
 3/23 W 9-0 Kent State  
 3/24 W 11-9 Yale  
 3/26 L 2-6 at South Carolina  
 3/28 L 2-3 at Georgia Tech  
 3/29 L 4-5 at Florida  
 3/30 L 8-11 at Florida  
 3/31 L 4-11 at Florida Southern  
 4/1 L 9-10 at Florida Southern  
 4/2 L 7-11 at Jacksonville  
 4/3 W 4-3 at Jacksonville  
 4/8 L 3-4 at Davidson  
 4/10 W 2-1 Clemson-1  
 4/10 W 3-1 Clemson-1  
 4/13 W 2-1 at Duke  
 4/14 L 7-11 at NC State  
 4/16 W 5-2 at Wake Forest  
 4/17 L 6-7 at Virginia Tech  
 4/21 W 6-2 NC State  
 4/24 W 12-5 Virginia  
 4/25 L 8-9 Maryland  
 4/27 L 4-5 at Virginia  
 4/28 L 4-5 at Maryland  
 5/1 L 5-12 South Carolina  
 5/2 L 6-10 at East Carolina  
 5/4 L 3-7 Davidson  
 5/7 L 3-7 Duke  
 5/8 L 6-11 Virginia Tech  
 5/10 W 7-5 East Carolina  
 5/12 W 10-1 Wake Forest  
 1-Durham, N.C.

**1972 (23-9, 10-5 ACC)**

**Coach:** Walter Rabb

3/11 W 6-4 South Florida-1  
 3/12 W 4-0 South Florida-1  
 3/13 L 0-6 at St. Leo's  
 3/14 W 2-1 at Rollins  
 3/15 W 4-0 at Florida Presbyterian  
 3/17 W 11-9 at Florida  
 3/18 W 7-1 at Florida  
 3/18 W 6-3 Ohio State-2

3/19 W 7-2 at Georgia Tech  
 3/21 W 3-2 High Point  
 3/22 W 14-5 Yale  
 3/23 W 17-4 Yale  
 3/27 W 3-0 at Wake Forest  
 3/29 L 3-12 at Duke  
 4/1 L 0-8 Clemson (7)  
 4/1 W 3-1 Clemson (7)  
 4/3 L 3-5 East Carolina  
 4/5 W 1-0 at Virginia Tech  
 4/6 W 7-3 Columbia  
 4/8 L 0-5 Maryland  
 4/8 W 7-6 Maryland  
 4/9 W 8-1 Virginia  
 4/12 W 3-2 at NC State  
 4/12 W 2-0 at NC State  
 4/14 L 1-2 Virginia Tech  
 4/16 L 4-5 at Clemson (12)  
 4/18 L 4-8 Wake Forest  
 4/18 W 13-0 Wake Forest  
 4/20 L 3-5 Davidson  
 4/27 W 8-1 Duke  
 4/27 W 6-2 Duke  
 4/29 W 2-1 NC State (13)  
 1-Tampa, Fla.  
 2-Gainesville, Fla.

**1973 (11-15, 5-7 ACC)**

**Coach:** Walter Rabb

3/10 L 3-4 at Jacksonville  
 3/11 W 5-1 at Jacksonville  
 3/12 W 5-4 at Rollins  
 3/13 W 4-1 at Rollins  
 3/14 L 1-4 Pennsylvania-1  
 3/15 L 1-2 at Florida Southern  
 3/16 L 3-6 at Florida  
 3/17 L 7-8 at Florida  
 3/20 L 1-5 Western Carolina (12)  
 3/21 W 12-2 Wake Forest  
 3/24 W 6-5 at Virginia  
 3/25 L 2-3 at Maryland  
 3/27 W 3-1 Eastern Michigan  
 3/28 W 5-0 Virginia Tech  
 3/29 W 8-5 at High Point  
 4/3 L 0-3 at Clemson (8)  
 4/4 L 2-6 at Davidson  
 4/5 W 4-3 Duke  
 4/7 W 6-2 Virginia  
 4/8 W 3-0 Maryland  
 4/10 L 1-2 at Duke  
 4/12 L 1-8 at Wake Forest (11)  
 4/14 L 1-3 Clemson  
 4/15 L 2-3 at NC State  
 4/15 L 1-2 at NC State  
 4/16 L 6-10 Wake Forest-2  
 1-Lakeland, Fla.  
 2-ACC Tournament, Chapel Hill

**1974 (22-8-1, 9-3 ACC)**

**Coach:** Walter Rabb

3/8 W 2-1 at Stetson (10)  
 3/9 L 0-6 at Stetson  
 3/10 W 10-8 at Rollins  
 3/11 W 3-2 at Rollins  
 3/12 W 7-5 at Florida Southern  
 3/13 W 9-7 at South Florida  
 3/14 T 4-4 at South Florida (15)  
 3/15 L 0-9 at Florida  
 3/16 W 8-4 at Florida  
 3/18 W 21-1 Virginia Tech  
 3/19 L 0-9 Virginia Tech  
 3/22 W 7-3 Pembroke State  
 3/23 W 4-1 Appalachian State  
 3/24 W 4-2 Western Carolina  
 3/27 W 5-3 High Point  
 3/28 W 8-0 at Duke  
 3/30 L 1-18 at Clemson  
 4/3 W 8-6 at NC State  
 4/7 W 5-2 at Maryland  
 4/10 W 7-0 at Virginia Tech  
 4/12 L 2-3 Clemson  
 4/14 W 7-1 Duke  
 4/16 W 3-1 at Wake Forest (7)  
 4/16 W 2-0 at Wake Forest (7)  
 4/18 L 2-6 NC State (10)  
 4/20 W 6-5 Maryland (14)  
 4/21 W 5-0 Virginia  
 4/21 W 6-4 Virginia  
 4/25 W 5-4 Wake Forest-1  
 4/26 L 2-4 NC State-1  
 4/27 L 4-6 Clemson-1  
 1-ACC Tournament, Raleigh, N.C.

**1975 (17-19, 4-7 ACC)**

**Coach:** Walter Rabb

3/7 W 5-1 at The Citadel  
 3/8 L 2-6 at Rollins  
 3/9 L 5-6 Temple-1  
 3/9 W 16-15 at Rollins (10)  
 3/10 L 2-5 at Stetson  
 3/10 W 7-3 at Stetson  
 3/12 W 4-1 at Florida Southern  
 3/13 L 6-7 American-2 (10)  
 3/13 L 2-10 at Florida  
 3/14 W 8-4 at South Florida  
 3/15 W 7-5 at Florida  
 3/21 W 3-0 at Pembroke State  
 3/23 W 4-0 Western Carolina  
 3/23 W 5-4 Massachusetts  
 3/26 W 5-2 Massachusetts  
 3/27 L 4-5 at Duke  
 3/31 L 5-6 High Point  
 4/1 L 4-6 St. John's  
 4/2 L 2-3 NC State (11)  
 4/3 L 3-6 South Carolina  
 4/4 W 11-1 Towson State  
 4/5 W 5-1 Virginia  
 4/6 L 2-5 Maryland  
 4/7 L 3-4 at Virginia Tech  
 4/8 W 8-6 at Wake Forest  
 4/11 L 2-6 at Clemson (7)  
 4/11 L 2-5 at Clemson (7)

4/12 L 2-5 at South Carolina  
 4/13 W 5-1 Duke  
 4/15 W 5-0 Wake Forest  
 4/17 L 1-2 at NC State  
 4/20 L 2-3 at Virginia  
 4/24 W 5-2 Virginia-3  
 4/25 W 7-2 Clemson-3  
 4/26 L 2-7 NC State-3  
 4/26 L 6-7 Clemson-3  
 1-Winter Park, Fla.  
 2-Tampa, Fla.  
 3-ACC Tournament, Chapel Hill, N.C.

**1976 (19-17, 8-4 ACC)**

**Coach:** Walter Rabb

3/5 L 2-3 at Rollins  
 3/6 L 2-9 at Rollins  
 3/7 L 0-5 at Florida Southern  
 3/8 L 2-10 at Miami  
 3/9 L 1-2 at Miami (10)  
 3/9 L 1-2 at Miami  
 3/10 W 6-4 at Miami  
 3/11 W 3-2 at South Florida  
 3/12 L 2-5 at South Florida  
 3/17 W 4-1 Western Carolina  
 3/18 W 3-1 Old Dominion  
 3/19 W 12-1 Pembroke  
 3/20 L 1-9 at High Point  
 3/21 W 3-0 UNC Wilmington  
 3/21 W 6-5 UNC Wilmington  
 3/22 L 2-3 at East Carolina  
 3/24 W 6-4 at NC State  
 3/26 W 5-1 South Carolina  
 3/27 L 4-8 South Carolina  
 3/28 W 6-4 Eastern Connecticut  
 3/29 W 12-1 Duke  
 3/30 L 7-17 Virginia Tech  
 4/1 W 5-2 Methodist  
 4/1 W 5-1 Methodist  
 4/3 W 19-0 at Virginia  
 4/6 W 8-7 Wake Forest  
 4/7 L 1-8 NC State  
 4/8 L 0-3 at South Carolina  
 4/9 W 3-2 Clemson (10)  
 4/11 L 2-3 Clemson (12)  
 4/13 W 4-0 at Duke  
 4/15 L 1-4 at Wake Forest  
 4/17 L 3-4 Maryland (14)  
 4/17 W 7-6 Maryland  
 4/18 W 4-3 Virginia  
 4/23 L 6-8 Virginia-1  
 1-ACC Tournament, Clemson, S.C.

**1977 (18-17, 6-6 ACC)**

**Coach:** Walter Rabb

3/5 L 5-7 at Stetson  
 3/6 L 2-5 at Rollins  
 3/8 L 2-3 at Florida Southern  
 3/9 W 5-4 at Florida Southern  
 3/10 W 3-2 at South Florida  
 3/11 W 3-2 at South Florida (10)  
 3/12 L 2-4 at Jacksonville  
 3/13 L 7-8 at Georgia Southern  
 3/15 W 13-0 Atlantic Christian  
 3/16 W 3-1 Western Carolina  
 3/16 L 2-3 Western Carolina  
 3/17 W 11-1 Old Dominion  
 3/18 W 3-0 High Point  
 3/19 L 5-6 Campbell  
 3/21 L 3-5 East Carolina  
 3/23 W 5-4 at Methodist  
 3/24 W 2-1 NC State  
 3/25 W 3-2 at South Carolina  
 3/26 W 9-6 at South Carolina  
 3/28 W 4-1 at Duke  
 3/29 L 2-4 Madison  
 3/29 W 12-3 Elon College  
 4/1 W 6-1 UNC Wilmington  
 4/3 W 3-2 Maryland  
 4/6 W 2-1 at NC State  
 4/7 L 0-3 South Carolina  
 4/8 L 3-8 at Wake Forest  
 4/9 L 0-14 at Clemson  
 4/10 L 3-9 at Clemson  
 4/12 W 13-2 Duke  
 4/14 L 4-6 Wake Forest  
 4/15 L 3-8 at Virginia  
 4/15 W 7-4 at Virginia  
 4/16 L 10-11 at Maryland (12)  
 4/21 L 5-6 NC State-1  
 1-ACC Tournament, Clemson, S.C.

**1978 (38-17, 9-3 ACC)**

**Coach:** Mike Roberts

**NCAA College World Series**

2/24 W 8-2 at Francis Marion  
 2/25 W 4-3 at Francis Marion  
 3/3 W 3-2 Pan American-1  
 3/3 W 5-0 Pan American-1  
 3/5 L 0-3 Pan American-1  
 3/5 W 7-6 Pan American-1  
 3/6 L 5-6 Northern Iowa-1  
 3/7 W 3-1 Pan American-1  
 3/8 L 5-7 Louisiana Tech-1  
 3/8 W 7-3 Pan American-1  
 3/9 W 12-0 Northern Iowa-1  
 3/10 W 6-3 Northern Iowa-1  
 3/11 W 3-2 Oklahoma State-1 (12)  
 3/11 L 3-4 Pan American-1  
 3/13 L 4-6 Campbell  
 3/15 W 5-3 Appalachian State  
 3/15 W 4-3 Liberty Baptist  
 3/16 W 7-0 Milligan College (5)  
 3/17 W 7-2 William & Mary  
 3/18 W 2-0 Duke  
 3/19 W 4-3 at South Carolina  
 3/20 W 5-1 Madison  
 3/21 L 3-5 at Richmond  
 3/22 W 6-3 Old Dominion  
 3/23 W 19-3 at Duke  
 3/24 W 6-1 Clemson  
 3/27 W 4-2 East Carolina

3/28 L 5-13 St. John's  
 3/29 W 16-5 LeMoyn College  
 3/30 L 7-9 LeMoyn College  
 3/30 W 8-1 Towson State  
 4/1 W 5-3 at Maryland (10)  
 4/2 W 12-11 at Virginia  
 4/4 L 4-11 at NC State  
 4/5 L 3-12 at East Carolina  
 4/7 W 6-0 at Wake Forest  
 4/8 L 4-8 Virginia  
 4/9 L 3-5 Maryland  
 4/10 W 8-2 at Liberty Baptist  
 4/11 W 6-5 Virginia Tech  
 4/12 W 2-0 Wake Forest  
 4/14 L 3-11 South Carolina  
 4/15 W 4-0 South Carolina  
 4/16 W 6-5 NC State  
 4/17 W 10-9 Clemson (12)  
 4/20 L 2-3 Duke-2  
 4/28 W 5-1 at East Tennessee St.  
 5/20 W 15-1 East Tennessee State-3

**1979 (33-16-1, ACC 7-5)**

**Coach:** Mike Roberts

2/27 W 9-6 Elon (13)  
 2/28 W 4-0 Guilford  
 3/1 W 8-5 Atlantic Christian  
 3/2 W 9-1 at The Citadel  
 3/3 W 7-2 at The Citadel  
 3/4 W 9-6 at Francis Marion  
 3/8 L 2-5 at Hawaii  
 3/8 L 0-5 at Hawaii  
 3/9 L 1-5 at Hawaii  
 3/10 L 1-9 at Hawaii  
 3/10 L 4-16 at Hawaii  
 3/12 L 1-9 at Hawaii  
 3/15 L 8-17 Connecticut  
 3/16 W 9-3 Connecticut  
 3/17 W 8-1 at Duke  
 3/18 L 6-7 NC State (12)  
 3/19 W 4-0 Methodist  
 3/20 W 7-6 Ohio (12)  
 3/21 W 9-5 Appalachian State  
 3/22 W 9-8 Ohio (10)  
 3/24 W 7-3 East Tennessee State  
 3/25 W 5-0 East Tennessee State  
 3/27 L 5-6 at Clemson  
 3/28 L 4-7 at Clemson  
 3/30 W 12-3 at Campbell  
 3/31 W 6-3 UNC Wilmington  
 4/1 L 0-10 at South Carolina  
 4/2 W 9-8 East Carolina  
 4/4 W 4-2 Duke  
 4/6 L 0-3 Elon  
 4/7 W 4-2 Virginia  
 4/8 W 9-2 Maryland  
 4/9 L 6-7 at East Carolina (15)  
 4/10 W 8-6 Campbell  
 4/11 L 7-10 at Wake Forest  
 4/12 W 9-2 at UNC Wilmington  
 4/13 W 13-7 Pfeiffer  
 4/14 W 9-7 at NC State (11)  
 4/16 W 7-6 St. John's (12)  
 4/16 L 6-7 St. John's  
 4/17 W 9-6 St. John's  
 4/18 W 8-3 Lenoir-Rhyne  
 4/19 W 10-4 Liberty Baptist  
 4/21 W 15-4 at Maryland  
 4/22 L 2-3 at Virginia (11)  
 4/24 W 6-2 Wake Forest  
 4/25 W 8-1 UNC Charlotte  
 4/26 W 10-0 Davidson  
 4/27 W 4-0 South Carolina  
 4/28 T 6-6 High Point

**1980 (39-17, 11-1 ACC)**

**Coach:** Mike Roberts

2/23 W 4-3 at The Citadel  
 2/24 W 4-1 at The Citadel  
 2/27 W 10-9 at High Point  
 2/28 W 4-3 Elon  
 2/29 L 6-8 at Georgia Southern  
 3/1 L 5-6 at Jacksonville (5)  
 3/3 W 4-0 at Stetson  
 3/4 L 1-6 at Stetson  
 3/5 L 3-6 at South Florida  
 3/6 L 5-8 at South Florida  
 3/6 L 4-15 at Florida Southern  
 3/7 W 8-2 at Baptist College  
 3/10 W 12-1 Western Carolina  
 3/11 W 5-1 Western Carolina  
 3/14 W 5-2 Connecticut (7)  
 3/15 W 4-1 Duke  
 3/16 W 7-4 at NC State  
 3/17 W 2-7 South Carolina  
 3/18 W 12-5 Massachusetts  
 3/19 W 4-1 Eastern Connecticut  
 3/20 W 11-3 at Campbell  
 3/22 L 8-16 at Virginia  
 3/23 L 13-14 at Maryland  
 3/24 W 11-3 Ohio  
 3/26 W 9-2 Wake Forest  
 3/27 W 9-3 High Point  
 3/27 W 12-7 Pfeiffer  
 3/28 W 6-2 Howard (5)  
 3/29 W 5-4 Georgia Tech  
 3/31 W 6-5 Fairfield  
 3/31 W 5-0 Towson State



4/1	W	10-9	Fairfield (13)
4/2	W	5-3	NC State
4/3	L	3-10	at East Carolina
4/5	W	14-3	at Clemson
4/6	W	20-6	at Georgia Tech
4/7	L	5-8	at South Carolina
4/9	W	9-3	at Duke
4/10	W	12-8	East Carolina
4/12	W	4-3	Clemson
4/14	W	15-0	UNC Charlotte
4/15	W	10-3	UNC Wilmington
4/16	W	8-4	at Wake Forest
4/17	W	20-1	Campbell
4/18	L	10-11	at Eastern Connecticut
4/19	W	9-2	at Eastern Connecticut
4/20	W	8-7	Connecticut (11)
4/22	W	13-6	Duke-1
4/24	L	1-3	NC State-2
4/25	W	7-2	Maryland-2
4/26	W	8-4	NC State-2
4/26	L	3-12	Clemson-2
5/9	L	3-8	at East Tennessee St.
5/10	L	5-6	at East Tenn. St. (12)
5/11	W	11-5	at East Tennessee St.

1-ACC Tournament, Chapel Hill, N.C.  
2-ACC Tournament, Raleigh, N.C.

**1981 (38-15, 6-7 ACC)**

Coach: Mike Roberts

2/20	W	31-15	at Jacksonville
2/21	L	2-3	at Jacksonville (7)
2/21	W	5-3	at Jacksonville (7)
2/27	W	7-6	at Francis Marion
2/28	W	2-1	at The Citadel
3/1	W	14-11	at The Citadel
3/2	L	6-7	at Baptist College
3/5	W	21-1	High Point (8)
3/7	W	8-6	at South Carolina
3/8	L	4-11	at South Carolina
3/9	L	1-8	at Florida Southern
3/10	W	6-3	Eastern Kentucky
3/10	W	7-6	at Stetson
3/11	W	13-5	Purdue
3/14	W	10-7	at Georgia Southern
3/15	L	9-17	at Georgia Southern
3/17	W	7-3	Connecticut
3/18	W	8-7	N.C. Wesleyan (11)
3/19	L	6-7	at Duke
3/20	W	9-4	Connecticut
3/21	W	10-7	Clemson
3/24	W	8-4	Fairfield
3/25	W	17-5	Fairfield
3/25	W	14-4	Princeton
3/27	W	10-5	Georgia Tech
3/28	L	8-9	Virginia (11)
3/29	W	8-1	Maryland
3/31	W	11-6	at UNC Wilmington
4/1	L	2-4	at NC State
4/2	W	5-1	at Campbell
4/4	L	6-16	at Maryland
4/5	W	4-3	at East Carolina
4/7	W	3-2	Liberty Baptist
4/9	L	6-8	Duke
4/10	W	6-4	at UNC Charlotte
4/11	W	5-3	at Georgia Tech
4/12	L	2-6	at Clemson
4/14	W	4-3	Wake Forest
4/16	W	10-7	at Wake Forest
4/17	W	4-1	Campbell
4/18	L	6-10	NC State
4/22	W	9-2	Maryland-1
4/23	W	7-1	NC State-1
4/24	W	8-5	Duke-1
4/25	L	4-7	Clemson-1
4/26	L	5-7	Clemson-1
4/28	W	4-3	South Carolina
4/29	L	1-10	South Carolina
4/30	W	9-7	Davidson
5/1	W	9-2	East Tennessee State
5/2	W	12-4	East Tennessee State
5/2	W	4-1	UNC Wilmington
5/3	W	4-3	East Carolina

1-ACC Tournament, Chapel Hill, N.C.

**1982 (29-27, 7-5 ACC)**

Coach: Mike Roberts

2/19	L	4-17	at Miami
2/20	W	6-5	at Miami
2/21	L	4-14	at Miami
2/25	W	11-2	Elon
2/28	L	1-14	at The Citadel (7)
2/28	W	6-5	at The Citadel (7)
3/2	L	3-4	at Baptist (7)
3/2	L	3-4	at Baptist
3/4	W	12-11	N.C. Wesleyan (10)
3/5	L	3-4	at UNCW (10)
3/8	W	14-5	Georgetown-1 (7)
3/8	L	0-11	at Stetson
3/9	L	1-3	at Stetson
3/10	L	3-4	Purdue-2
3/11	L	3-5	at St. Leo
3/12	L	2-8	at Florida Southern
3/13	L	5-16	Old Dominion (8)
3/16	W	5-2	Virginia
3/17	L	4-5	Connecticut (15)
3/18	W	5-4	Clemson (10)
3/19	W	5-3	Connecticut
3/20	L	2-5	NC State (10)
3/22	W	5-2	Ohio (7)
3/22	L	6-7	Ohio (7)
3/23	W	10-2	UNC Charlotte
3/24	W	6-5	E. Tennessee St. (15)
3/25	W	7-3	East Tennessee State
3/26	W	8-7	Georgia Tech
3/27	L	4-6	Maryland
3/28	L	3-6	Appalachian State (15)
3/29	W	1-0	Pfeiffer
3/30	W	6-2	at Campbell
3/31	L	6-7	at Wake Forest
4/1	L	4-10	at UNC Wilmington



4/2	W	13-4	at Davidson
4/3	L	7-10	at Clemson
4/4	W	13-11	at Georgia Tech (10)
4/7	L	9-16	Campbell
4/10	L	8-9	at Virginia
4/12	L	1-2	East Carolina (10)
4/12	W	2-1	Baptist
4/13	W	8-7	Baptist (15)
4/14	W	8-6	at Duke
4/15	W	11-6	Towson State
4/15	W	1-0	Davidson
4/17	W	13-12	at NC State
4/18	W	3-0	Duke
4/19	L	1-9	Old Dominion
4/21	W	8-7	Maryland-3
4/22	L	3-6	Virginia-3
4/23	W	4-3	NC State-3
4/24	W	3-0	Clemson-3
4/24	W	5-4	Wake Forest-3
4/25	W	3-2	Virginia-3 (12)
4/27	L	4-9	The Citadel-4
5/28	L	0-1	East Carolina-4

1-Delaland, Fla.  
2-Lakeland, Fla.  
3-ACC Tournament, Chapel Hill, N.C.  
4-NCAA East Regional, Columbia, S.C.

**1983 (42-10, 10-2 ACC)**

Coach: Mike Roberts

2/18	W	8-2	at Baptist College
2/19	W	9-4	at Baptist College
2/20	W	11-3	at Armstrong State
2/26	L	5-6	at The Citadel
2/27	W	9-8	at The Citadel
3/2	W	9-2	N.C. Wesleyan
3/3	W	8-1	at UNC Wilmington
3/4	W	6-2	at UNC Wilmington
3/6	W	5-3	Western Michigan-1
3/9	W	7-5	Purdue-1 (7)
3/9	W	4-3	Purdue-1 (11)
3/11	W	6-1	Rider
3/12	W	13-1	Rider
3/13	W	3-1	Rider (7)
3/13	W	5-0	George Mason (7)
3/14	L	9-11	Connecticut (7)
3/14	L	1-0	George Mason (7)
3/15	W	18-2	Connecticut
3/16	W	11-3	Fairfield (7)
3/16	W	10-7	Fairfield (7)
3/19	W	4-3	Duke (10)
3/20	L	0-1	at NC State
3/21	L	4-11	Ohio
3/22	W	11-1	Ohio (7)
3/22	W	5-4	Tennessee (8)
3/23	W	12-8	Wake Forest
3/26	W	7-3	at Maryland
3/28	W	6-1	Davidson
3/29	W	21-1	SUNY Buffalo
3/30	W	9-2	at Duke
4/1	W	4-2	Georgia Tech
4/4	W	13-2	Howard
4/4	W	9-1	East Carolina
4/5	L	2-7	at Campbell
4/6	W	10-5	at Wake Forest
4/10	L	4-5	at Georgia Tech
4/11	L	4-6	UNC Wilmington
4/12	W	8-7	UNC Wilmington
4/13	W	6-0	NC State
4/14	W	9-1	at East Carolina
4/16	W	7-6	Maryland
4/17	W	11-5	Virginia (7)
4/17	W	8-0	Virginia (7)
4/20	W	4-2	Duke-2
4/21	W	13-11	Maryland-2
4/22	W	6-5	Clemson-2
4/24	W	5-4	Virginia-2 (11)
4/24	L	2-5	Clemson-2
4/25	W	10-1	Clemson-2
5/27	W	11-0	William & Mary-3
5/28	L	3-5	The Citadel-3
5/28	L	5-6	Delaware-3

1-Lakeland, Fla.  
2-ACC Tournament, Chapel Hill, N.C.  
3-NCAA East Regional, Chapel Hill, N.C.

**1984 (44-13, 12-2 ACC)**

Coach: Mike Roberts

2/10	L	5-7	at New Orleans
2/11	W	11-7	at New Orleans
2/17	W	14-3	at Baptist College
2/18	W	11-2	at Baptist College
2/25	W	3-0	at The Citadel
2/26	W	10-3	at The Citadel
3/1	W	5-4	at UNC Wilmington
3/2	W	4-3	at UNC Wilmington
3/5	L	10-11	at Stetson
3/6	W	13-2	Purdue-1 (7)
3/6	W	10-8	Purdue-1 (7)
3/8	L	1-4	at Florida
3/10	W	13-8	UNC Wilmington
3/10	W	9-8	William & Mary
3/11	W	11-4	UNC Wilmington
3/11	W	19-3	VCU
3/14	W	14-0	Connecticut
3/14	W	12-2	Fairfield
3/15	L	4-9	Connecticut
3/16	W	13-3	Vermont
3/17	W	6-2	at Duke
3/18	W	3-1	NC State
3/19	W	12-5	SUNY Buffalo (7)
3/19	W	7-4	SUNY Buffalo (7)
3/20	W	15-0	SUNY Buffalo
3/21	W	8-1	at Wake Forest (6)
3/22	L	2-3	Northwestern (7)
3/22	W	5-3	Northwestern (7)
3/23	L	9-17	Northwestern
3/24	W	10-4	Virginia
3/25	W	6-3	Maryland

3/27	L	4-6	at East Carolina
3/28	W	8-4	Duke
3/29	W	9-5	UNC Charlotte
3/31	W	9-4	at Georgia Tech
4/1	W	3-1	at Clemson
4/12	L	1-2	East Carolina (10)
4/12	W	2-1	Baptist
4/13	W	8-7	Baptist (15)
4/14	W	8-6	at Duke
4/15	W	11-6	Towson State
4/15	W	1-0	Davidson
4/17	W	13-12	at NC State
4/18	W	3-0	Duke
4/19	L	1-9	Old Dominion
4/21	W	8-7	Maryland-3
4/22	L	3-6	Virginia-3
4/23	W	4-3	NC State-3
4/24	W	3-0	Clemson-3
4/24	W	5-4	Wake Forest-3
4/25	W	3-2	Virginia-3 (12)
4/27	L	4-9	The Citadel-4
5/28	L	0-1	East Carolina-4

1-Delaland, Fla.  
2-ACC Tournament, Durham, N.C.  
3-NCAA South II Reg., Starkville, Miss.

**1985 (40-17-1, ACC 9-4-1)**

Coach: Mike Roberts

2/14	L	2-5	at Stetson
2/15	W	3-1	at Stetson
2/16	L	1-4	at Central Florida
2/17	W	10-9	at Central Florida (10)
2/21	W	12-6	at Baptist College
2/22	W	7-0	at Baptist College
2/23	W	10-1	at The Citadel
2/24	L	3-5	at The Citadel
2/27	W	10-2	Campbell
3/4	L	8-13	at Arizona
3/5	L	4-13	at Arizona
3/6	W	10-7	at Arizona
3/8	L	0-5	at New Orleans
3/9	L	5-7	at New Orleans
3/10	L	1-4	at New Orleans
3/13	W	8-0	Connecticut
3/14	W	6-5	Connecticut
3/15	L	6-7	Eastern Kentucky
3/16	L	6-7	at Virginia
3/17	W	6-1	at Maryland
3/18	W	18-2	Vermont (7)
3/18	W	15-5	Vermont (7)
3/19	T	2-2	at Duke (10)
3/20	W	7-5	at Wake Forest
3/21	W	19-5	at East Carolina
3/23	W	12-1	Maryland
3/24	W	6-5	Virginia
3/25	W	3-1	UNC Wilmington
3/26	W	10-3	Appalachian State
3/27	L	4-6	at NC State
3/28	W	16-13	at Davidson
3/29	W	17-2	Ohio
3/30	W	6-3	Ohio
3/31	W	3-1	SUNY Buffalo (7)
3/31	W	2-0	SUNY Buffalo (7)
4/1	W	11-0	Duke
4/2	W	16-4	VCU
4/3	W	3-2	Wake Forest
4/4	W	13-2	East Carolina
4/5	L	2-3	at Clemson
4/6	W	5-3	at Georgia Tech
4/8	W	9-1	at UNCW (7)
4/8	W	15-7	at UNCW (7)
4/9	W	17-8	at Campbell
4/10	L	1-4	NC State
4/11	W	11-2	UNC Charlotte
4/12	W	9-1	UNC Wilmington
4/13	W	10-3	Clemson
4/14	W	4-3	Georgia Tech
4/17	W	15-2	Duke-1
4/18	L	2-3	Clemson-1
4/19	L	3-10	Virginia-1
5/13	W	11-0	Western Carolina
5/14	W	9-0	Western Carolina
5/15	W	7-4	Western Carolina
5/17	L	7-13	at Florida State
5/18	L	5-9	at Florida State
5/19	W	9-8	at Florida State

**1986 (33-22, 7-7 ACC)**

Coach: Mike Roberts

2/20	W	3-1	at Baptist College
2/21	L	3-4	at Baptist College
2/22	W	8-4	at The Citadel
2/23	L	7-8	at The Citadel
2/26	L	6-7	at UNC Wilmington
2/28	W	6-0	Rutgers
3/1	W	6-5	Rutgers
3/2	W	12-0	Rutgers
3/7	W	12-2	George Washington
3/10	W	9-7	South Carolina-1
3/11	L		



**ALL-TIME RESULTS**

3/16	W	14-1	Rider
3/18	W	12-4	Rider
3/18	W	12-7	Rider
3/20	W	10-6	VCU
3/21	W	13-6	Hartford
3/22	W	11-1	Hartford
3/23	W	14-4	Maryland
3/24	W	13-6	Maryland
3/25	W	5-3	Maryland
3/28	W	3-0	at Wake Forest
3/30	W	3-2	at Wake Forest
3/31	W	5-2	at Wake Forest
4/1	L	7-10	at Wake Forest
4/3	L	1-2	at East Carolina
4/4	W	12-6	at Davidson
4/6	W	10-8	Clemson
4/7	W	9-3	Clemson
4/8	W	11-10	Clemson
4/10	W	4-1	at UNC Charlotte
4/11	L	1-8	East Carolina
4/13	W	10-7	at Virginia (11)
4/14	W	13-7	at Virginia
4/15	L	5-6	at Virginia
4/17	W	5-1	at UNC Wilmington
4/18	W	7-6	Davidson
4/20	L	6-10	at Georgia Tech
4/21	L	5-11	at Georgia Tech
4/22	W	12-11	at Georgia Tech (11)
4/24	W	9-1	Campbell
4/26	W	3-2	NC State
4/27	W	6-3	at NC State
4/28	W	4-3	NC State
5/8	W	7-1	UNC Wilmington
5/9	W	5-1	at Princeton (7)
5/9	W	2-0	at Princeton (7)
5/12	W	3-1	Maryland-2
5/13	W	9-4	Georgia Tech-2
5/14	W	3-1	Clemson-2
5/15	W	7-3	Virginia-2
5/15	W	5-0	NC State-2
5/18	W	5-3	Fresno State-3
5/19	L	2-3	Arizona-3
5/20	L	2-4	Southern Cal-3
5/24	W	3-2	Rutgers-4
5/25	W	5-3	Iowa-4
5/26	L	4-5	Georgia-4
5/26	L	7-9	Rutgers-4

1-ABCA HOF Tourney, Orlando, Fla.  
 2-ACC Tournament, Greenville, S.C.  
 3-Carolina Invitational, Chapel Hill, N.C.  
 4-NCAA Northeast Regional, Waterbury, Conn.

**1991 (36-23, 10-10 ACC)**  
 Coach: Mike Roberts

2/14	L	5-12	at Coastal Carolina
2/17	W	8-5	UNC Wilmington
2/19	W	11-1	at Campbell
2/22	W	6-4	Seton Hall
2/23	W	10-4	Seton Hall
2/24	W	8-5	Seton Hall
2/26	W	10-9	at Coastal Carolina (10)
2/27	W	2-1	at East Carolina (10)
3/1	W	5-4	Rutgers
3/2	L	7-13	Appalachian State
3/2	W	11-3	Rutgers
3/4	L	8-9	James Madison (11)
3/6	W	7-4	at Duke
3/7	W	17-1	Duke (7)
3/8	W	14-2	Duke
3/11	L	2-12	Creighton-1
3/12	L	1-6	Cal State Northridge-1
3/13	W	4-3	Virginia Tech-1
3/14	W	8-3	Iowa State-1
3/15	L	3-4	St. John's-1 (7)
3/16	W	11-1	Virginia Tech-1
3/19	W	10-3	Old Dominion
3/20	W	4-3	Liberty
3/24	W	8-7	at Maryland (7)
3/24	L	7-10	at Maryland (7)
3/26	W	8-1	UMBC
3/27	L	4-5	Jacksonville
3/30	L	9-10	at Wake Forest (7)
3/30	L	2-4	at Wake Forest (7)
3/31	L	1-6	Wake Forest
4/2	W	5-4	Pace (10)
4/3	W	16-7	Pace
4/5	L	6-15	at Clemson
4/6	L	5-6	at Clemson (12)
4/7	L	2-6	at Clemson
4/9	L	2-3	East Carolina
4/10	L	12-14	at UNC Charlotte
4/12	W	3-1	Virginia
4/13	W	6-4	Virginia
4/14	L	1-7	Virginia
4/16	W	4-1	at UNC Wilmington
4/17	W	6-5	Campbell
4/20	W	6-4	Georgia Tech (7)
4/20	L	0-2	Georgia Tech (7)
4/21	W	4-0	Georgia Tech
4/23	W	14-5	Coastal Carolina
4/24	W	6-3	Coastal Carolina
4/25	L	2-6	at NC State
4/26	W	6-3	NC State
4/27	W	4-1	at NC State
5/7	W	5-4	UNC Charlotte (12)
5/8	W	2-0	Princeton (7)
5/8	W	11-8	Princeton
5/9	W	3-0	Princeton
5/11	L	2-7	Wake Forest-2
5/12	W	3-1	Maryland-2
5/13	L	1-5	Virginia-2
5/17	L	1-11	Rider-3
5/18	L	5-18	UC Santa Barbara-3

1-Pepsi/Me-N-E's Classic, Fresno, Calif.  
 2-ACC Tournament, Greenville, S.C.  
 3-Carolina Invitational, Chapel Hill

**1992 (31-27, 8-16 ACC)**  
 Coach: Mike Roberts

2/15	W	8-6	at Coastal Carolina
2/16	W	22-1	at Coastal Carolina

2/20	W	6-2	Campbell
2/21	L	1-2	VCU
2/22	L	9-12	Coastal Carolina
2/26	W	5-3	UNC Greensboro
2/28	W	4-3	Seton Hall
2/29	W	5-2	Seton Hall
3/1	L	4-6	Seton Hall
3/3	L	1-3	at Old Dominion
3/5	W	8-3	at Duke
3/7	L	3-6	at Duke
3/7	L	2-6	at Duke
3/8	L	4-11	at Winthrop
3/9	W	5-3	Appalachian State
3/10	W	9-2	at Campbell (7)
3/13	L	3-9	Florida State
3/14	W	11-2	Florida State
3/15	L	2-4	Florida State
3/16	W	3-0	Western Illinois
3/17	W	6-3	Western Illinois
3/18	W	17-0	Eastern Kentucky
3/20	W	11-2	Maryland
3/21	W	8-7	Maryland
3/22	W	7-6	Maryland (10)
3/24	W	6-5	Bowling Green
3/28	L	1-9	at Wake Forest (7)
3/28	L	1-3	at Wake Forest (7)
3/29	W	5-3	at Wake Forest (10)
4/3	L	4-10	Clemson
4/4	L	1-7	Clemson
4/5	L	5-12	Clemson
4/7	W	5-3	at UNC Wilmington
4/8	L	4-11	at UNC Charlotte
4/8	W	15-0	at UNC Charlotte
4/10	W	7-5	at Virginia
4/11	W	5-4	at Virginia
4/12	L	3-13	at Virginia
4/14	W	9-5	UNC Wilmington
4/15	W	1-1	East Carolina-1
4/17	L	1-8	at Georgia Tech
4/18	L	4-15	at Georgia Tech
4/19	L	3-6	at Georgia Tech
4/22	W	11-2	Winthrop
4/23	L	3-9	NC State
4/24	L	4-7	NC State
4/25	L	3-9	NC State
5/5	L	0-9	at Princeton
5/6	L	0-2	at Princeton (7)
5/6	W	7-2	at Princeton (7)
5/9	L	4-5	Georgia Tech-2
5/10	W	11-7	Maryland-2
5/11	W	7-3	Wake Forest-2
5/12	L	3-7	Florida State-2
5/15	W	7-6	Long Beach State-3
5/16	L	3-5	Wake Forest-3
5/16	W	15-8	CS Northridge-3 (10)
5/17	W	7-6	East Carolina-3

1-Zebulon, N.C.  
 2-ACC Tournament, Greenville, S.C.  
 3-Kraft/Carolina Invitational, Chapel Hill

**1993 (43-20, 13-10 ACC)**  
 Coach: Mike Roberts

**NCAA Tournament Participants**

2/20	W	9-1	at Coastal Carolina
2/21	W	8-3	at Coastal Carolina
2/22	L	4-8	at East Carolina
2/23	W	8-3	at Davidson
2/27	L	2-3	Seton Hall
2/27	W	9-2	Seton Hall
2/28	L	7-10	Seton Hall
3/2	W	9-4	Appalachian State
3/6	W	10-1	St. Louis
3/7	W	6-4	Ball State
3/7	W	5-2	St. Louis
3/8	W	11-10	Ball State
3/12	L	3-6	at Florida State
3/14	L	3-4	at Florida State (10)
3/16	W	5-4	Coastal Carolina
3/18	W	13-2	Coastal Carolina
3/19	W	4-2	Maryland
3/20	W	10-5	Maryland
3/21	L	4-7	Maryland
3/23	W	4-0	Towson State
3/24	W	10-9	Eastern Illinois
3/26	W	9-4	Wake Forest
3/28	W	4-3	Wake Forest
3/28	L	5-7	Wake Forest (7)
4/2	L	2-7	at Clemson
4/3	W	10-5	at Clemson
4/4	L	3-4	at Clemson
4/6	L	14-16	North Carolina A&T
4/7	W	12-10	Campbell
4/9	W	9-4	Virginia
4/10	W	4-1	Virginia
4/11	W	9-2	Virginia
4/13	W	10-5	East Carolina-1
4/14	L	1-3	East Carolina-1
4/16	L	3-4	Georgia Tech
4/17	W	7-1	Georgia Tech
4/18	L	2-6	Georgia Tech
4/20	W	6-5	at UNC Wilmington
4/22	W	6-1	at NC State
4/23	L	1-10	at NC State
4/24	W	7-6	at NC State
4/26	W	10-4	Davidson
4/27	W	4-3	UNC Wilmington
4/28	W	5-3	East Carolina
4/28	W	5-4	UNC Greensboro
5/9	W	5-2	Duke
5/10	L	0-4	Duke
5/11	W	3-0	Duke
5/12	W	10-9	Princeton (7)
5/12	W	4-3	Princeton (7)
5/13	W	5-4	Princeton
5/15	W	4-3	Wake Forest-2
5/16	W	6-2	NC State-2
5/18	L	4-7	Clemson-2
5/18	L	7-12	NC State-2
5/21	W	13-1	Washington State-3
5/22	W	3-1	Miami-3
5/23	L	1-10	Southern California-3
5/27	L	8-9	Hawaii-4

5/28	W	11-6	Yale-4
5/29	W	10-8	Hawaii-4
5/29	W	8-5	UCLA-4
5/30	L	2-14	Texas A&M-4

1-Zebulon, N.C.  
 2-ACC Tournament, Greenville, S.C.  
 3-Winn Dixie/Carolina Invitational, Chapel Hill, N.C.  
 4-NCAA Central I Regional, College Station, Texas

**1994 (34-21, 10-13 ACC)**  
 Coach: Mike Roberts

2/4	W	3-1	The Citadel-1
2/5	L	3-6	at Armstrong State-1
2/12	W	14-9	at Coastal Carolina
2/13	L	2-7	at Coastal Carolina
2/15	W	11-10	at Campbell
2/18	W	14-2	Appalachian State
2/19	L	3-10	Coastal Carolina
2/20	W	8-1	Coastal Carolina
2/22	W	6-2	Campbell
2/25	W	12-1	Seton Hall
2/26	W	14-2	Seton Hall
2/27	W	6-3	Seton Hall
3/4	W	7-4	West Virginia
3/5	W	4-2	West Virginia
3/6	L	4-12	West Virginia
3/8	W	14-3	at Davidson
3/10	W	14-3	Temple
3/12	W	12-3	Connecticut
3/13	W	2-1	Connecticut
3/15	W	14-6	Marist
3/16	W	23-0	Marist
3/18	W	6-4	at Wake Forest
3/19	L	6-14	at Wake Forest
3/20	L	1-10	at Wake Forest
3/22	W	20-4	Davidson
3/23	W	9-5	Davidson
3/25	W	3-2	Florida State
3/26	L	5-9	Florida State
3/29	W	8-4	UNC Greensboro
4/1	L	4-7	at Georgia Tech (10)
4/2	L	6-7	at Georgia Tech (10)
4/3	W	11-8	at Georgia Tech
4/8	W	2-1	at Virginia
4/9	W	2-1	at Virginia
4/10	W	8-6	at Virginia
4/13	L	3-6	at East Carolina
4/15	W	4-0	Maryland
4/16	W	22-1	Maryland
4/17	L	2-4	Maryland
4/19	W	6-4	at UNC Wilmington (10)
4/22	L	1-11	Clemson
4/23	W	5-0	Clemson
4/24	L	2-3	Clemson
4/26	W	9-0	UNC Wilmington
4/27	L	5-7	East Carolina
5/8	L	12-16	Duke-2
5/9	L	2-4	at Duke
5/10	L	4-7	at Duke
5/13	L	3-5	NC State
5/14	W	10-5	NC State
5/15	L	8-10	NC State
5/18	L	4-7	Georgia Tech-3
5/19	W	13-12	Duke-3
5/20	L	6-11	NC State-3

1-Great Savannah Shootout, Savannah, Ga.  
 2-Durham Athletic Park, Durham, N.C.  
 3-ACC Tournament, Greenville, S.C.

**1995 (39-23, 14-10 ACC)**  
 Coach: Mike Roberts

**NCAA Tournament Participants**

2/10	W	5-2	Georgia-1
2/10	L	1-12	Miami-1
2/11	L	5-11	Central Florida-1
2/12	L	3-6	Georgia-1
2/17	W	11-5	George Washington (7)
2/17	L	2-3	George Washington (8)
2/19	W	5-4	Appalachian State
2/21	W	25-1	at Furman
2/22	W	5-4	at Campbell (12)
2/24	W	8-6	Seton Hall
2/25	W	5-2	Seton Hall
2/26	L	5-6	Seton Hall
3/3	W	2-1	at UNC Wilmington-2
3/4	W	10-5	George Mason-2
3/6	L	4-6	East Carolina-2
3/9	W	10-7	Campbell
3/10	L	0-3	Delaware
3/11	W	5-4	Delaware
3/12	W	9-7	Delaware
3/13	L	11-6	Marist
3/16	L	5-6	Richmond
3/17	W	5-0	Virginia
3/18	W	12-11	Virginia (10)
3/19	W	6-5	Virginia
3/21	W	11-3	UMBC
3/22	W	2-1	East Carolina-3
3/24	W	11-9	Georgia Tech
3/25	W	7-5	Georgia Tech
3/26	L	5-7	Georgia Tech
3/28	W	8-5	Louisville
3/29	W	9-7	Louisville
3/31	L	2-3	at Clemson
4/1	L	1-20	at Clemson
4/2	W	11-8	at Clemson
4/7	L	1-11	at Maryland
4/8	W	16-4	at Maryland
4/9	W	10-7	at Maryland
4/12	W	9-7	Towson State (7)
4/14	W	11-4	Duke
4/15	W	8-2	Duke
4/16	W	25-4	Duke
4/19	W	6-1	UNC Greensboro
4/21	L	4-9	at NC State
4/22	L	5-10	at NC State
4/23	L	2-3	at NC State
4/25	W	7-2	Appalachian State-4



3/4	W	6-5	Coastal Carolina
3/8	W	7-4	New Mexico-2
3/9	W	11-3	Navy-2
3/10	W	15-7	Portland-2
3/11	W	18-3	Pennsylvania-2
3/12	L	7-11	Fresno State-2
3/13	W	8-5	Fresno State-2
3/17	W	4-3	Appalachian State
3/19	L	7-9	Wake Forest
3/20	W	11-1	Wake Forest
3/21	W	9-3	Wake Forest
3/23	W	5-0	Towson
3/24	W	14-2	Towson
3/26	L	6-12	at Florida State
3/27	L	4-5	at Florida State (10)
3/28	L	4-9	at Florida State
3/30	W	8-5	Elon
3/31	W	11-6	Davidson
4/2	W	13-12	at NC State
4/3	L	7-8	at NC State
4/4	L	1-3	at NC State
4/6	W	10-3	VCU
4/9	L	1-2	at Maryland
4/10	W	4-2	at Maryland
4/10	W	17-5	at Maryland
4/13	W	7-3	at Campbell
4/14	W	7-2	UNC Charlotte
4/16	W	10-9	Virginia
4/17	W	3-2	Virginia
4/18	W	6-5	Virginia
4/20	L	4-10	at UNC Wilmington
4/21	W	7-6	Campbell
4/23	W	21-3	Duke
4/24	W	7-4	Duke
4/25	W	8-0	Duke
4/27	L	6-8	at East Carolina
5/8	W	7-6	Mount Olive
5/9	L	7-20	at Clemson
5/10	L	4-5	at Clemson
5/11	W	7-5	at Clemson
5/15	W	5-0	Georgia Tech
5/15	L	2-3	Georgia Tech
5/16	L	2-3	Georgia Tech
5/19	L	4-15	Georgia Tech-3
5/20	L	3-6	Maryland-3
5/28	W	8-5	Nevada-4
5/29	L	4-7	Stanford-4
5/29	L	1-5	Nevada-4

1-Winn-Dixie Shootout, Charleston, S.C.  
 2-Pepsi/Johnny Quik Classic, Fresno, Calif.  
 3-ACC Tournament, Durham, N.C.  
 4-NCAA Regional, Palo Alto, Calif.

**2000 (46-17, 12-12 ACC)**

**Coach:** Mike Fox

**NCAA Tournament Participants**

1/28	W	9-6	Central Florida-1
1/29	W	8-2	Rice-1
1/30	W	9-0	Miami-1
2/9	W	14-0	Elon
2/13	W	21-10	Penn State
2/13	W	3-2	Penn State (10)
2/18	W	17-13	at UCLA
2/19	W	6-4	at UCLA
2/20	W	12-11	at UCLA (6)
2/23	W	6-4	East Carolina
2/25	W	8-0	Seton Hall
2/26	W	15-8	Seton Hall
2/27	W	7-5	Seton Hall
3/1	W	8-4	VCU
3/4	W	4-3	West Virginia
3/5	W	6-0	West Virginia
3/7	W	11-8	Western Carolina
3/8	W	4-1	Western Carolina
3/11	W	9-0	Richmond
3/12	W	2-1	Richmond
3/14	W	10-0	Pace
3/17	L	4-5	at Georgia Tech
3/18	L	3-16	at Georgia Tech
3/19	L	7-8	at Georgia Tech
3/21	L	8-9	Towson
3/22	W	25-2	Towson
3/24	L	11-14	NC State
3/25	W	5-2	NC State
3/26	W	4-1	NC State
3/28	W	10-3	Coastal Carolina
3/31	W	6-0	Clemson
4/1	L	2-10	Clemson
4/2	W	5-2	Clemson
4/5	W	11-5	Davidson
4/7	L	7-9	at Wake Forest
4/8	L	8-9	at Wake Forest
4/9	L	3-4	at Wake Forest
4/11	W	6-1	UNC Wilmington
4/12	W	14-10	at UNC Charlotte
4/14	W	8-2	Maryland
4/15	W	13-11	Maryland
4/16	W	23-8	Maryland
4/18	W	8-2	at East Carolina
4/19	W	8-4	UNC Charlotte
4/21	L	5-6	at Virginia
4/22	W	5-4	at Virginia
4/23	L	6-10	at Virginia
4/27	W	16-1	at Duke
4/29	W	5-3	at Duke (10)
4/29	W	10-6	at Duke
5/2	W	4-3	UNC Greensboro
5/3	W	14-3	Winthrop
5/4	W	7-6	at Liberty
5/12	L	2-6	Florida State (13)
5/13	W	6-5	Florida State
5/14	L	2-4	Florida State
5/17	L	7-8	Wake Forest (13)-2
5/18	W	13-7	Duke-2
5/19	L	1-4	Florida State-2
5/26	W	14-5	Penn State-3
5/27	W	9-3	Rutgers-3
5/28	L	5-6	Penn State-3
5/28	L	3-10	Penn State-3

1-Disney Blast, Buena Vista, Fla.  
 2-ACC Tournament, Fort Mill, S.C.  
 3-NCAA Regional, Upper Montclair, N.J.

**2001 (31-26, 9-15 ACC)**

**Coach:** Mike Fox

2/10	W	23-9	James Madison
2/11	W	7-6	James Madison
2/13	W	9-4	Coastal Carolina
2/14	W	8-0	William & Mary
2/16	L	1-13	at South Alabama (7)
2/17	L	1-11	Auburn-1 (7)
2/18	W	7-6	Minnesota-1
2/21	W	10-6	High Point
2/23	W	7-6	Seton Hall
2/24	W	3-0	Seton Hall
2/25	W	8-7	Seton Hall
2/27	W	3-2	Davidson
3/2	W	8-7	UCLA (11)
3/2	L	2-12	UCLA
3/7	W	9-7	Appalachian State
3/9	W	9-3	LeMoyné
3/10	W	10-6	LeMoyné
3/11	L	7-12	LeMoyné
3/13	W	12-9	at Coastal Carolina
3/16	L	5-12	Wake Forest
3/17	L	7-12	Wake Forest
3/18	L	3-11	Wake Forest
3/21	W	7-6	Towson (10)
3/21	L	0-4	Towson (7)
3/23	L	0-3	at Florida State
3/24	L	6-12	at Florida State
3/25	L	7-8	at Florida State
3/27	W	5-4	Elon
3/28	L	2-3	Winthrop-2
3/30	W	9-16	at NC State
4/2	W	16-7	at NC State
4/2	W	8-7	at NC State
4/4	L	2-10	at VCU
4/6	L	7-12	at Maryland
4/7	L	12-15	at Maryland
4/8	W	16-9	at Maryland
4/10	L	9-10	at UNC Greensboro
4/11	W	4-1	Charlotte
4/13	W	10-6	Virginia
4/14	W	7-6	Virginia
4/15	L	2-5	Virginia
4/17	W	6-3	East Carolina
4/20	W	10-7	Duke
4/21	L	7-9	Duke
4/22	L	0-4	Duke
4/24	L	5-11	UNC Wilmington
4/25	W	10-3	UNC Greensboro
4/27	L	3-6	at Clemson
4/28	L	9-10	at Clemson (10)
4/29	W	4-0	at Clemson
5/1	W	13-4	Liberty
5/2	W	3-2	at UNC Wilmington
5/11	W	10-5	Georgia Tech
5/12	L	5-19	Georgia Tech
5/13	W	11-10	Georgia Tech
5/16	L	8-11	Wake Forest-3
5/17	L	6-7	Clemson-3

1-Coca-Cola Classic, Mobile, Ala.  
 2-Knights Stadium, Fort Mill, S.C.  
 3-ACC Tournament, Fort Mill, S.C.

**2002 (43-21, 17-7 ACC)**

**Coach:** Mike Fox

**NCAA Tournament Participants**

2/15	W	7-5	Seton Hall
2/16	L	2-4	Seton Hall
2/17	L	3-4	Seton Hall
2/22	L	8-10	Georgia-1
2/23	W	10-6	Armstrong Atlantic-1
2/24	W	13-5	Connecticut-1
2/26	W	7-3	UNC Wilmington
3/1	L	2-4	California
3/1	W	7-5	California
3/3	L	4-7	California
3/5	W	23-3	at Old Dominion
3/8	L	5-6	at Auburn
3/9	L	5-7	at Auburn
3/10	L	5-11	at Auburn
3/13	W	9-4	High Point
3/15	W	4-3	Maryland
3/16	W	8-2	Maryland
3/17	W	20-8	Maryland
3/19	W	15-2	Princeton
3/20	W	16-2	Princeton
3/22	W	11-7	Florida State
3/23	W	7-1	Florida State
3/24	W	9-1	Florida State
3/26	W	18-2	Towson
3/27	W	17-9	Towson
3/29	W	15-4	at Virginia
3/30	W	5-0	at Virginia
3/31	L	3-8	at Virginia
4/2	W	9-8	Liberty (11)
4/3	W	11-7	Coastal Carolina
4/5	L	2-8	at Wake Forest
4/6	W	11-8	at Wake Forest
4/7	L	6-7	at Wake Forest
4/9	W	6-4	Charlotte
4/10	W	9-2	Davidson
4/12	L	7-11	Clemson (10)
4/13	L	2-4	Clemson
4/14	W	12-5	Clemson
4/17	L	1-2	at East Carolina
4/19	W	10-2	NC State
4/20	W	12-5	NC State
4/21	W	12-4	NC State
4/23	W	10-2	VCU
4/24	W	8-0	at Charlotte
4/26	W	5-4	Miami
4/27	L	3-4	Miami
4/28	W	5-4	Miami
4/29	W	7-0	Elon
4/30	W	10-1	East Carolina
5/1	W	7-3	Appalachian State
5/11	W	8-3	at Duke
5/12	W	19-10	at Duke
5/13	W	18-9	at Duke
5/17	L	4-7	at Georgia Tech
5/18	L	9-12	at Georgia Tech
5/19	W	6-1	at Georgia Tech

**2003 (42-23, 13-11 ACC)**

**Coach:** Mike Fox

**NCAA Tournament Participants**

2/20	W	19-8	Delaware State
2/21	W	18-2	Seton Hall
2/23	W	6-1	Seton Hall
2/23	W	7-6	Seton Hall
2/25	W	10-6	Appalachian State
2/28	L	1-3	Michigan State-1
3/1	L	5-6	St. John's-1
3/4	W	8-2	LeMoyné
3/5	W	13-1	Davidson
3/7	L	7-8	Auburn
3/8	L	3-7	Auburn
3/9	L	5-13	Auburn
3/10	W	12-0	Ball State
3/11	W	9-5	Ball State
3/12	W	10-4	Liberty
3/14	W	9-2	Monmouth
3/15	W	5-4	Monmouth
3/15	L	14-5	Monmouth
3/18	L	3-8	Princeton
3/19	W	24-12	Princeton
3/21	L	1-6	Wake Forest
3/22	W	12-5	Wake Forest
3/23	W	12-3	Wake Forest
3/25	W	9-4	Towson
3/26	W	15-1	Towson
3/28	L	4-8	at Florida State
3/29	W	4-4	at Florida State
3/30	L	1-2	at Florida State
4/1	W	9-7	Charlotte
4/2	W	6-1	Coastal Carolina
4/4	L	6-10	Georgia Tech
4/5	W	7-3	Georgia Tech
4/6	L	5-12	Georgia Tech
4/8	W	22-5	High Point
4/12	W	9-2	at Maryland
4/12	W	15-2	at Maryland
4/13	W	4-0	at Maryland
4/15	W	7-6	VCU
4/16	W	8-4	at East Carolina
4/19	W	5-3	Duke
4/19	W	11-5	Duke
4/20	W	11-5	Duke
4/22	L	4-5	Elon (12)
4/23	W	7-6	East Carolina
4/25	L	2-3	at NC State
4/26	L	6-8	at NC State
4/27	W	12-6	at NC State
5/2	L	0-5	UNC Wilmington
5/8	W	10-0	Richmond
5/10	W	9-4	at Clemson
5/11	L	4-5	at Clemson (10)
5/12	L	2-5	at Clemson
5/14	W	8-7	at UNC Wilmington
5/16	L	4-6	Virginia
5/16	W	4-3	Virginia
5/17	L	5-7	Virginia
5/22	W	10-2	Clemson-2
5/23	W	3-2	Florida State-2
5/24	L	6-7	NC State-2
5/25	L	6-10	Georgia Tech-2
5/30	W	4-3	Missouri-3
5/31	W	10-5	Mississippi State-3
6/1	W	8-6	Mississippi State-3
6/6	L	4-5	South Carolina-4
6/7	L	4-14	South Carolina-4

1-Broadway at the Beach Tournament, Myrtle Beach, S.C.  
 2-ACC Tournament, Salem, Va.  
 3-NCAA Regional, Starkville, Miss.  
 4-NCAA Super Regional, Columbia, S.C.

**2004 (43-21, 14-10 ACC)**

**Coach:** Mike Fox

**NCAA Tournament Participants**

2/20	W	4-3	Seton Hall (11)
2/21	W	5-2	Seton Hall
2/22	W	11-6	Seton Hall
2/25	W	5-1	Gardner-Webb
2/27	L	2-8	at Rice-1
2/28	L	2-6	Northwestern State-1
2/29	L	4-10	Nebraska-1
3/2	W	8-5	Appalachian State
3/5	W	15-3	St. Francis (N.Y.)
3/6	W	22-5	St. Francis (N.Y.)
3/7	W	5-0	St. Francis (N.Y.)
3/9	W	6-0	UNC Asheville
3/10	W	9-7	High Point (10)
3/12	W	1-0	California
3/13	W	4-0	California
3/14	L	4-12	California
3/16	L	14-8	Princeton
3/17	W	12-2	Princeton
3/19	W	5-3	at Virginia (11)
3/20	W	8-4	at Virginia
3/21	L	2-6	at Virginia
3/23			



**ALL-TIME RESULTS**

5/23	L	4-8	Georgia Tech-1
5/24	W	14-5	NC State-1
5/26	W	5-0	Virginia-1
5/27	W	3-2	Wake Forest-1
6/1	W	6-0	Jacksonville-2
6/2	W	11-10	East Carolina-2
6/4	W	6-5	Western Carolina-2
6/8	W	9-6	South Carolina-3
6/9	L	6-8	South Carolina-3
6/10	W	9-4	South Carolina-3
6/15	W	8-5	Mississippi State-4
6/17	L	4-14	Rice-4
6/19	W	3-1	Louisville-4
6/20	W	6-1	Rice-4
6/21	W	7-4	Rice-4
6/23	L	4-11	Oregon State-4
6/24	L	3-9	Oregon State-4

**2008 (54-14, 22-7 ACC)**

Coach: Mike Fox

**NCAA College World Series**

2/22	W	7-1	at Florida Atlantic
2/23	W	14-13	at Florida Atlantic
2/24	W	8-7	at Florida Atlantic
2/26	L	6-8	Old Dominion (10)
2/28	W	6-1	at Winthrop-1
2/29	W	8-1	vs. Kent State-1
3/1	W	6-2	vs. St. John's-1
3/2	W	4-2	vs. St. John's-1
3/4	W	10-2	William & Mary
3/8	L	4-13	at Duke
3/8	W	9-3	at Duke
3/9	W	9-0	at Duke
3/11	L	4-11	Coastal Carolina
3/12	W	10-2	VCU
3/14	W	11-1	Virginia Tech
3/15	W	6-5	Virginia Tech (11)
3/16	W	6-0	Virginia Tech
3/18	W	7-0	Princeton
3/19	W	8-2	Princeton
3/21	L	2-4	at Maryland
3/22	W	14-1	at Maryland
3/23	W	19-1	at Maryland
3/25	W	12-6	Davidson
3/26	W	13-2	Gardner-Webb
3/28	W	5-2	NC State
3/29	L	6-8	NC State
4/1	W	4-1	UNC Greensboro
4/2	W	7-0	Appalachian State
4/4	W	8-1	Georgia Tech
4/6	W	10-4	Georgia Tech
4/6	L	1-4	Georgia Tech
4/8	L	0-2	Elon
4/9	W	5-0	North Carolina A&T
4/11	W	8-2	at Clemson
4/12	W	4-3	at Clemson
4/13	W	8-4	at Clemson
4/15	W	14-3	at UNC Greensboro
4/16	W	5-4	Charlotte (12)
4/18	W	12-3	Boston College
4/19	W	6-0	Boston College
4/20	W	8-2	Boston College
4/22	W	17-0	at Charlotte
4/23	W	10-5	High Point
4/25	W	11-4	Florida State
4/26	L	5-13	Florida State
4/27	W	2-1	Florida State (10)
5/6	W	9-2	North Florida
5/7	W	11-5	North Florida
5/9	W	9-3	at Virginia
5/10	W	5-2	at Virginia
5/11	L	4-5	at Virginia (6)
5/13	W	4-1	Winthrop
5/15	L	2-12	at Miami
5/16	W	10-6	at Miami
5/17	W	12-11	at Miami
5/21	L	7-8	vs. Virginia (11)-2
5/23	W	2-0	vs. Wake Forest-2
5/24	L	6-9	vs. Florida State-2
5/30	W	16-8	Mount St. Mary's-3
5/31	W	5-1	UNC Wilmington-3
6/1	W	7-3	UNC Wilmington-3
6/7	W	9-4	Coastal Carolina-4
6/8	W	14-4	Coastal Carolina-4
6/15	W	8-4	vs. LSU-5
6/17	L	3-5	vs. Fresno State-5
6/19	W	7-3	vs. LSU-5
6/21	W	4-3	vs. Fresno State-5
6/22	L	1-6	vs. Fresno State-5

1-Winthrop Classic, Rock Hill, S.C.

2-ACC Tournament, Jacksonville, Fla.

3-NCAA Regional, Cary, N.C.

4-NCAA Super Regional, Cary, N.C.

5-College World Series, Omaha, Neb.

**2009 (48-18, 19-10 ACC)**

Coach: Mike Fox

**ACC Coastal Division Champions**

**NCAA College World Series**

2/20	W	13-3	VMI
2/21	W	6-0	VMI
2/22	W	11-3	VMI
2/24	L	3-7	Coastal Carolina
2/25	W	9-5	Liberty
2/27	W	5-1	Seton Hall
2/27	W	4-3	Seton Hall
2/28	W	10-3	Seton Hall
3/4	W	10-3	Gardner-Webb
3/6	L	4-5	Clemson (10)
3/7	W	5-2	Clemson
3/8	W	9-8	Clemson
3/10	W	9-8	Appalachian State
3/11	W	12-3	Appalachian State
3/13	W	7-3	at Virginia Tech
3/15	W	13-5	at Virginia Tech
3/17	W	17-0	Princeton
3/18	W	6-1	Princeton
3/20	W	8-5	Duke

**2011 (51-16, 20-10 ACC)**

Coach: Mike Fox

**NCAA College World Series**

2/20	W	13-3	VMI
2/21	W	6-0	VMI
2/22	W	11-3	VMI
2/24	L	3-7	Coastal Carolina
2/25	W	9-5	Liberty
2/27	W	5-1	Seton Hall
2/27	W	4-3	Seton Hall
2/28	W	10-3	Seton Hall
3/4	W	10-3	Gardner-Webb
3/6	L	4-5	Clemson (10)
3/7	W	5-2	Clemson
3/8	W	9-8	Clemson
3/10	W	9-8	Appalachian State
3/11	W	12-3	Appalachian State
3/13	W	7-3	at Virginia Tech
3/15	W	13-5	at Virginia Tech
3/17	W	17-0	Princeton
3/18	W	6-1	Princeton
3/20	W	8-5	Duke

3/21	L	4-5	Duke
3/22	L	9-10	Duke
3/24	W	8-1	at UNC Wilmington
3/25	L	1-2	Charlotte
3/27	W	4-3	Virginia
3/28	L	2-5	Virginia
3/29	W	6-5	Virginia
3/31	W	9-4	Davidson
4/1	W	7-6	Old Dominion
4/3	W	4-2	at Georgia Tech
4/4	L	6-10	at Georgia Tech (11)
4/5	W	13-10	at Georgia Tech
4/7	W	3-1	East Carolina
4/8	W	12-8	Richmond
4/10	L	2-3	at Florida State
4/11	W	12-7	at Florida State
4/12	L	8-9	at Florida State
4/14	L	9-11	High Point
4/15	W	20-4	Winthrop
4/17	W	3-0	Miami
4/18	W	5-4	Miami (10)
4/19	W	4-1	Miami
4/21	W	7-5	UNC Wilmington
4/22	L	0-4	at East Carolina
4/24	W	7-4	Maryland
4/25	W	14-3	Maryland
4/26	W	4-2	Maryland
5/5	W	15-6	Elon
5/7	W	5-4	Longwood (12)
5/8	L	0-3	at NC State
5/9	W	5-2	at NC State
5/10	L	4-9	at NC State
5/12	W	4-1	at Charlotte
5/14	L	1-3	at Boston College
5/15	W	16-10	at Boston College
5/16	W	8-1	at Boston College
5/20	W	8-3	vs. Duke-1
5/22	L	1-11	vs. Virginia-1
5/23	L	3-4	vs. Clemson (11)
5/29	W	5-2	Dartmouth-2
5/30	W	14-5	Coastal Carolina-2
5/31	W	12-1	Kansas-2
6/6	W	10-1	East Carolina-3
6/7	W	9-3	East Carolina-3
6/14	L	2-5	Arizona State (10)-4
6/16	W	11-4	Southern Miss-4
6/18	L	5-12	Arizona State-4

**2010 (38-22, 14-16 ACC)**

Coach: Mike Fox

**NCAA Tournament Participants**

2/19	W	6-5	George Washington
2/20	W	4-2	George Washington
2/21	W	6-3	George Washington
2/23	W	12-2	UNC Greensboro
2/26	W	11-1	Maine
2/27	L	3-5	Maine
2/28	W	8-4	Maine
3/4	W	6-5	Gardner-Webb
3/5	W	4-2	Michigan
3/6	W	7-6	Michigan
3/7	W	9-1	Michigan
3/9	L	0-3	William & Mary
3/10	W	8-2	St. John's
3/12	W	21-9	at Duke
3/13	L	11-15	at Duke
3/14	L	3-5	at Duke
3/16	W	25-1	Princeton
3/17	W	12-5	Princeton
3/19	L	3-4	Florida State
3/20	W	10-4	Florida State
3/21	L	3-5	Florida State
3/24	W	4-3	at UNC Greensboro
3/26	L	1-2	Georgia Tech
3/27	L	5-13	Georgia Tech
3/28	L	8-11	Georgia Tech (10)
3/30	W	17-6	Winthrop
3/31	W	17-6	Richmond
4/2	L	5-6	at Maryland (10)
4/3	W	11-4	at Maryland
4/4	W	8-4	at Maryland
4/6	L	2-4	at Elon
4/9	W	14-7	NC State
4/10	L	6-14	NC State
4/11	W	9-6	NC State
4/14	L	4-12	Coastal Carolina
4/16	L	5-7	at Miami
4/17	L	1-11	at Miami
4/18	L	7-8	at Miami (8)
4/21	W	13-0	Davidson
4/23	W	5-3	at Clemson
4/25	L	6-10	at Clemson
4/25	W	4-3	at Clemson
4/27	W	6-2	High Point (10)
4/28	W	5-0	at Charlotte
5/4	W	17-7	Elon
5/7	W	18-5	Wake Forest
5/8	W	7-2	Wake Forest
5/9	W	8-4	Wake Forest
5/12	W	10-0	College of Charleston
5/15	L	2-3	at Virginia
5/15	L	1-5	at Virginia
5/16	L	3-5	at Virginia
5/18	W	8-4	Charlotte
5/20	W	13-6	Virginia Tech
5/21	W	5-3	Virginia Tech
5/22	W	10-2	Virginia Tech
6/4	W	12-3	vs. California-1
6/5	L	6-7	at Oklahoma (10)-1
6/6	W	12-4	vs. Oral Roberts-1
6/8	L	2-3	at Oklahoma-1

**1-NCAA Regional, Norman, Okla.**

2/20	W	11-3	vs. Missouri-1
2/20	W	11-7	at USC-1
2/25	W	10-5	Seton Hall
2/26	W	1-3	Seton Hall
2/27	L	7-1	Seton Hall
3/1	W	4-2	Charlotte
3/2	W	14-6	Davidson
3/4	W	5-1	Stony Brook
3/5	W	18-4	Stony Brook
3/5	W	11-6	Stony Brook
3/8	W	16-0	Elon
3/9	W	7-1	St. John's
3/11	W	8-1	at Wake Forest
3/12	L	2-10	at Wake Forest
3/13	L	4-5	at Wake Forest
3/15	W	11-2	Princeton
3/18	W	10-4	at Virginia Tech
3/19	W	5-4	at Virginia Tech
3/20	W	7-6	at Virginia Tech
3/22	W	14-2	UNC Wilmington
3/23	W	4-0	High Point
3/25	W	8-5	Duke
3/26	W	11-2	Duke
3/27	W	7-4	Duke (11)
3/29	L	3-6	at Charlotte
4/1	W	13-3	Clemson
4/2	W	9-5	Clemson
4/3	W	5-4	Clemson
4/5	W	12-6	Winthrop
4/8	L	3-5	at Florida State
4/9	W	8-5	at Florida State
4/10	W	7-6	at Florida State
4/12	W	5-3	East Carolina
4/15	L	4-5	at NC State
4/16	L	7-8	at NC State
4/17	L	2-10	at NC State
4/19	W	8-3	Coastal Carolina
4/23	L	6-13	Miami (10)
4/23	L	3-5	Miami
4/24	W	8-1	Miami
4/27	W	5-4	at East Carolina
5/3	W	8-1	Gardner-Webb
5/6	W	5-0	Maryland
5/7	W	5-4	Maryland (10)
5/8	W	8-4	Maryland
5/10	W	11-5	UNC Wilmington
5/11	W	4-2	UNC Asheville
5/13	W	3-2	at Georgia Tech
5/14	L	8-9	at Georgia Tech
5/15	L	0-3	at Georgia Tech
5/17	W	7-2	Appalachian State
5/19	W	6-0	Virginia
5/20	W	2-1	Virginia
5/21	W	3-2	Virginia
5/26	L	5-7	Miami-2
5/27	W	9-0	Wake Forest-2
5/28	L	2-3	Virginia-2
6/3	W	4-0	Maine-3
6/4	W	14-0	James Madison-3
6/5	W	9-3	James Madison-3
6/10	W	5-2	Stanford-4
6/11	W	7-5	Stanford-4
6/18	L	3-7	Vanderbilt-5
6/20	W	3-0	Texas-5
6/22	L	1-5	Vanderbilt-5

**2012 (46-16, 22-8 ACC)**

Coach: Mike Fox

**ACC Coastal Division Champions**

**NCAA Tournament Participants**

2/17	W	10-2	Xavier
2/17	L	4-10	Xavier
2/19	W	16-10	Xavier
2/24	W	17-3	Wright State
2/25	W	14-0	Wright State
2/26	W	3-0	Wright State
2/28	W	8-4	St. John's
3/2	W	11-1	USC
3/3	W	1-0	USC
3/4	L	2-5	USC
3			



**UNC Athletic Communications**

**Bobby Hundley**  
 Assistant Director of Athletic Communications/  
 Baseball Contact  
**Office:** (919) 843-5678  
**Cell:** (919) 428-0893  
**E-Mail:** bhundley@unc.edu

The 2015 North Carolina baseball yearbook is a multi-purpose publication for use by the media as well as alumni and fans of Carolina baseball. Additional information, news releases and photographs are available to accredited members of the media. All requests should be directed to Bobby Hundley at (919) 428-0893.

**Credential Requests**

Working press, radio and photographer credentials for North Carolina's games at Bryson Field at Boshamer Stadium may be obtained by calling Bobby Hundley at least 24 hours in advance. Single-game credentials will be available for pick-up one hour and 30 minutes prior to first pitch from the ticket booth at the front of the stadium. Parking will be available in the Ramshead Deck on the UNC campus. Contact Hundley for more information. Wireless internet access is available for print media to file stories from the press box following the game.

**Visiting Radio**

A booth is reserved for the opposing team's radio broadcast. One phone line is available for visiting radio and wireless internet access is also available.

**Interview Requests**

Head coach Mike Fox and the Carolina players will be available for postgame interviews immediately following all home games. Fox will meet with the media in the lobby on the field level of Bryson Field at Boshamer Stadium. Requested Tar Heel players will be escorted to the interview area by UNC Athletic Communications personnel.

Interviews with visiting team members can be conducted on the field or in the dugout, subject to the policy of the visiting team's media relations representative.

Non-gameday interviews with Carolina players and Fox must be arranged through Bobby Hundley of the UNC Athletic Communications Office and will be conducted immediately before or after practice whenever possible.



Michelle Bishop

**Carolina Baseball On The Tar Heel Sports Network**



**Dave Nathan**  
 Play-by-Play

The Tar Heel Sports Network once again will be the voice of Carolina Baseball when it comes to action on the diamond in 2015.

The network will broadcast a number of regular-season games and all of Carolina's ACC Championship contests and any NCAA Championship games in which Carolina is a participant. All games broadcast can be heard on 97.9 FM WCHL and at GoHeels.com. Postseason games will be carried live by WCHL.


For the 2015 season, Dave Nathan will serve as the play-by-play announcer.

Nathan is in his fifth season broadcasting Carolina athletics on the Tar Heel Sports Network. In addition to his role with the Diamond Heels, he hosts the UNC football and men's basketball pregame, halftime and postgame shows.

Nathan also hosts "Primetime in the ACC", a weekly radio show heard throughout the state.



For all the latest Carolina baseball news, feature stories, live stats, results and comprehensive statistics, check out the official Internet site of the UNC Athletic Department.



Michelle Bishop





# THE RAMS CLUB

**THANK YOU RAMS CLUB MEMBERS!**

**YOU ARE WHY OUR WORLD-CLASS STUDENT-ATHLETES AND COACHES WORK TO BE SMARTER, FASTER AND STRONGER EVERY YEAR IN ORDER TO LIVE UP TO CAROLINA'S TRADITION OF SUCCESS.**

Each year, The Rams Club's primary mission of fully funding all 450 of Carolina's student-athlete scholarships becomes more and more challenging. Thanks to the incredible generosity and longevity of support from Rams Club members, The Rams Club has always been able to fulfill our mission.

Because of this support, Carolina student-athletes have excelled representing the Tar Heels in the classroom and on the playing field.

In addition to the nine ACC Players of the Year and four ACC Freshmen of the Year, 88 Tar Heels were recognized on All-ACC Academic Teams, two were named ACC Scholar Athletes of the Year and UNC Field Hockey's Loren Shealy was named Sports Illustrated's College Athlete of the Year. None of these incredible feats would be possible without the foundation of support you provide for Carolina Athletics.

**YOU ARE WHY** Carolina continues to educate and inspire the best student-athletes in the nation!



329 student-athletes were named to UNC's Dean's List during the academic year of 2013-2014.



The NCAA honored five University of North Carolina athletic programs whose Academic Progress Rates are among the top 10 percent nationally.



A record number of UNC student-athletes – 347 – made the ACC Academic Honor Roll in 2013-14. UNC's previous high was 329 in 2012-13.



**THE RAMS CLUB**





# YOU ARE WHY...

*Carolina Educates & Inspires the Best Student-Athletes in the Country*



THE RAMS CLUB

# THANK YOU RAMS CLUB MEMBERS

## CURRENT MEMBERS

### MAKE AN EVEN GREATER IMPACT!

As costs continue to increase, current Rams Club members can make an even greater impact on the success of Carolina Athletics through the following ways:

#### GIVE 110%

Our student-athletes routinely give 110%. By simply giving 110% of your membership level, you can help insure that The Rams Club can continue to meet rising scholarship costs.

#### REFER MEMBERS

In order to continue support for a successful athletics program, we need to build our membership! By having a new member mention your name upon signing up for The Rams Club, you'll earn additional priority points.

#### CAPITAL PROJECTS

By making a pledge to The Loudermill Center for Excellence, you can help complete the fundraising for this project that now provides student-athletes a world-class academic and training facility. Contributions will receive 1.4 points per \$100 contributed.

## FUTURE MEMBERS

### JOIN THE RAMS CLUB TODAY!

Support from Rams Club members has been integral in establishing Carolina as a leader in collegiate athletics. Consider joining The Rams Club to help solidify the tradition of excellence that Carolina works to uphold.

Members of The Rams Club enjoy many great benefits – the most rewarding benefits being your commitment to provide opportunities for worthy young men and women to represent Carolina. Rams Club members also receive ticket priority over the general public for football, men's and women's basketball and baseball as well as exclusive access to the latest Carolina news and special events. For more information about how you can help secure the future success of Carolina Athletics and enjoy the benefits of being a Rams Club member, visit RamsClub.com or call The Rams Club at 919.843.2000.



919.843.2000



www.ramsclub.com



ramsclub@ramsclub.com



The Rams Club



@TheRamsClub



**TAYLORE CHERRY**  
Junior RHP

**KOREY DUNBAR**  
Junior C

**SKYE BOLT**  
Junior OF

**ALEX RABURN**  
Junior INF

**LANDON LASSITER**  
Junior OF

**MICHAEL MASSARDO**  
Junior OF

**REILLY HOVIS**  
Junior RHP

**TRENT THORNTON**  
Junior RHP

FEB 13-15  
FEB 20-22  
FEB 24  
FEB 25  
FEB 27 - MAR 1  
MAR 3  
MAR 6-8  
MAR 10  
MAR 11  
MAR 13-15  
MAR 17  
MAR 20-22  
MAR 24  
MAR 27-29  
MAR 31  
APR 3-5  
APR 7  
APR 8  
APR 10-12  
APR 14  
APR 15  
APR 17-19  
APR 21  
APR 22  
APR 24-26  
APR 28  
MAY 6  
MAY 8-10  
MAY 12  
MAY 14-16  
MAY 19-24  
MAY 29 - JUN 1  
JUN 5-8  
JUN 13-24

SETON HALL  
UCLA  
ST JOHN'S  
WINTHROP  
RHODE ISLAND  
VCU  
DUKE\*  
at COASTAL CAROLINA  
GARDNER-WEBB  
at PITTSBURGH\*  
DAVIDSON  
at GEORGIA TECH\*  
APPALACHIAN STATE  
MIAMI\*  
at ELON  
at CLEMSON\*  
COASTAL CAROLINA  
LIBERTY  
NC STATE\*  
HIGH POINT  
UNC ASHEVILLE  
at VIRGINIA TECH\*  
CAMPBELL  
at UNCW  
BOSTON COLLEGE\*  
UNCG  
ELON  
at NOTRE DAME\*  
UNCW  
VIRGINIA\*  
ACC CHAMPIONSHIP  
NCAA REGIONALS  
NCAA SUPER REGIONALS  
COLLEGE WORLD SERIES

CHAPEL HILL  
CHAPEL HILL  
CHAPEL HILL  
CHAPEL HILL  
CHAPEL HILL  
CHAPEL HILL  
CHAPEL HILL  
CONWAY, SC  
CHAPEL HILL  
PITTSBURGH, PA  
CHAPEL HILL  
ATLANTA, GA  
CHAPEL HILL  
CHAPEL HILL  
ELON, NC  
CLEMSON, NC  
CHAPEL HILL  
CHAPEL HILL  
CHAPEL HILL  
CHAPEL HILL  
BLACKSBURG, VA  
CHAPEL HILL  
WILMINGTON, NC  
CHAPEL HILL  
CHAPEL HILL  
CHAPEL HILL  
SOUTH BEND, IN  
CHAPEL HILL  
CHAPEL HILL  
DURHAM, NC  
CAMPUS SITES  
CAMPUS SITES  
OMAHA, NE

\*CONFERENCE GAMES