

SEMINOLE FOOTBALL FLORIDA STATE



NATIONAL AWARD WINNER



NICK O'LEARY

SENIOR // 6'3 • 247 LBS // PALM BEACH, FLORIDA

2014 WINNER OF THE

JOHN MACKEY AWARD

2014 ALL-AMERICANS



WR

RASHAD **GREENE**



PK

ROBERTO **AGUAYO**



G

TRE' **JACKSON**



TE

NICK **O'LEARY**



S

JALEN **RAMSEY**



DT

EDDIE **GOLDMAN**

CONSENSUS

UNANIMOUS

CONSENSUS

FIRST TEAM
WALTER CAMP

FIRST TEAM
WALTER CAMP

FIRST TEAM
WALTER CAMP

SECOND TEAM
AP

FIRST TEAM
AP

FIRST TEAM
AP

FIRST TEAM
AP

SECOND TEAM
AP

THIRD TEAM
AP

FIRST TEAM
AFCA

FIRST TEAM
AFCA

FIRST TEAM
AFCA

FIRST TEAM
SPORTING NEWS

FIRST TEAM
SPORTING NEWS

SECOND TEAM
SPORTING NEWS

SECOND TEAM
SPORTING NEWS

SECOND TEAM
FWAA

FIRST TEAM
FWAA

SECOND TEAM
FWAA

SECOND TEAM
FWAA

FLORIDA STATE FOOTBALL

2015 ROSE BOWL GUIDE

15 ACC CHAMPIONSHIPS • 1993, 1999, 2013 NATIONAL CHAMPIONS



PLAYOFF SEMIFINAL



Jan. 1 • 2:00 p.m. PST • Pasadena, Calif.
Rose Bowl Stadium (92,542)
Surface: Grass
Live Stats: Seminoles.com

Television (ESPN)

Brent Musberger.....Play-by-Play
Kirk Herbstreit.....Color Analyst
Heather Cox/Tom Rinaldi.....Sideline

Radio

Seminole IMG Radio Network

Tallahassee flagship 103.1 WWOF-FM
Gene Deckerhoff.....Play-by-Play
William Floyd.....Color Analyst
Tom Block.....Sideline

National Radio (ESPN)

Sean McDonough.....Play-by-Play
Chris Spielman.....Color Analyst
Todd McShay.....Sideline

Satellite Radio

83 (Sirius), 83 (XM)

FSU Coaching Staff

Jimbo Fisher (f).....Head Coach
Charles Kelly (f).....Defensive Coordinator/DBs
Lawrence Dawsey (f).....Co-Offensive Coordinator/WRs
Randy Sanders (f).....Co-Offensive Coordinator/QBs
Jay Graham (f).....Special Teams Coordinator/RBs
Sal Sunseri (pb).....Head Coach of Defense/DEs
Odell Haggins (f).....Associate Head Coach/DTs
Rick Trickett (f).....Assistant Head Coach/DL
Tim Brewster (pb).....Recruiting Coordinator/TEs
Bill Miller (f).....Linebackers
Graduate Assistants: Offense - David Spurlock (pb), Chris Revell (f). Defense - Addison Lynch (pb); Justin Bright (pb).

FLORIDA STATE SEMINOLES



3 CFP/ 2 AP/ 2 Coaches
13-0, 8-0 ACC
Streak: Won 29

OREGON DUCKS



2 CFP/ 3 AP/ 3 Coaches
12-1, 8-1 Pac-12
Streak: Won 8



QUICK FACTS

President.....John Thrasher
Location.....Tallahassee, Fla.
Enrollment.....41,477 (Fall 2013)
Founded.....1851
Symbol.....Seminoles
Colors.....Garnet & Gold
Conference.....Atlantic Coast
Stadium.....Bobby Bowden Field
.....at Doak S. Campbell Stadium
Athletics Director.....Stan Wilcox
Head Football Coach.....Jimbo Fisher
Alma Mater.....Salem '89
Overall Record.....58-10 (5th year)
Record at FSU.....58-10 (5th year)
Offensive Formation.....Multiple
Defensive Formation.....4-3 Multiple
All-Time Record.....525-237-17
Season.....68th
Bowl Appearances.....44
Consecutive Bowl Appearances.....33
All-Time Bowl Record.....27-14-2
2014 Record.....13-0

TABLE OF CONTENTS

Media Information.....2
Bowl Notes.....3
Offense Notes.....4
Defense Notes.....6
Special Teams Notes.....7
Odds and Ends.....8
Nation's Longest Winning Streak.....12
Notin' the Opponents.....13
Postseason Awards.....17
2014 Season Recaps and Box Scores.....19
2014 Team Statistics.....27
Depth Chart.....41
Projected Starters.....42
Rosters.....44
National Polls.....46
ACC Standings.....47
The Last Time It Happened.....48
Coach Bios.....53
FSU Offense Bios.....56
FSU Defense Bios.....60
FSU Special Teams Bios.....63
Select Players Career Game-By-Game.....64
Single Game, Season, Career Records.....66
All-Time Bowl Records.....71
All-Time Bowl Results.....76



/FSUSeminoles
/FSUFootball



@seminoles.com
@FSU_Football



/flstateseminoles



/FSUFootball

CREDITS

EDITORS: Zach Stipe & Scott Moriak

WRITING, RESEARCH & EDITING ASSISTANCE: Elliott Finebloom, Kerwin Lanzo, Bob Thomas, Maryjane Gardner, Steve Stone, Jason Leturmy, Chuck Walsh, Christa Salerno, Aaron Brecheisen, Steven McCartney and Jack Shields.

COVER & INTERIOR DESIGN: Brandon Lane

PHOTOGRAPHY: FSU Photo Lab, Ryals Lee, Ross Obley, Don Juan Moore, Mike Olivella, Damon Herota, Ryals Lee, Steve Musco, Larry Novey, Mitch White, Jeff Romance, Bill Pierce, Zach Stipe, Phil Ellsworth.

PRINTING: Gandy Printers, Tallahassee, Fla.

2014 SCHEDULE

Date	Opponent	Result/Time (TV)	Location	Series Record	
Aug. 30	vs. Oklahoma State	W, 37-31 (ABC)	Arlington, Texas	Florida State leads 4-1	Florida State recorded 476 yards of total offense in the 37-31 win over Oklahoma State
Sept. 6	The Citadel	W, 37-12 (RSN)	Tallahassee, Fla.	Florida State leads 6-0-1	Seminoles set an ACC and FSU record by extending nation's longest active win streak to 18 consecutive games
Sept. 20	Clemson*	W, 23-17 (ABC)	Tallahassee, Fla.	Florida State leads 20-8	Backup quarterback Sean Maquire gets the start and leads FSU to a 23-17 overtime victory by throwing for 304 yards
Sept. 27	at NC State*	W, 56-41 (ABC)	Raleigh, N.C.	Florida State leads 24-11	Noles overcome 24-7 first-quarter deficit as Jameis Winston throws for 365 yards and 4 TDs
Oct. 4	Wake Forest*	W, 43-3 (ABC)	Tallahassee, Fla.	Florida State leads 26-6-1	FSU scored 43 unanswered points and Roberto Aguayo tied a school record by nailing five field goals
Oct. 11	at Syracuse*	W, 38-20 (ESPN)	Syracuse, N.Y.	Florida State leads 7-1	Jameis Winston throws for 317 yards on a career-best 30 completions as the Noles cruise to their 22nd straight win
Oct. 18	Notre Dame	W, 31-27 (ABC)	Tallahassee, Fla.	Florida State leads 6-2	Jameis Winston completes 15-of-16 passes in the second half as Florida State comes back to win
Oct. 30	at Louisville*	W, 42-31 (ESPN)	Louisville, Ky.	Florida State leads 13-2	The Noles overcome a 21-0 deficit behind four second-half touchdowns from true freshmen and 401 passing yards from Jameis Winston
Nov. 8	Virginia*	W, 34-20 (ESPN)	Tallahassee, Fla.	Florida State leads 15-3	Rashad Greene had a career-best 13 receptions for 136 yards and Mario Edwards Jr. had 4.0 TFLs in the homecoming win.
Nov. 15	at Miami*	W, 30-26 (ABC)	Miami Gardens, Fla.	Miami leads 31-28	Florida State erased a 16-0 deficit to win and move to 10-0 behind Jalen Ramsey (1 blocked kick, 1 FF, 1 INT, 4 PBU, 3 tckls)
Nov. 22	Boston College*	W, 20-17 (ABC)	Tallahassee, Fla.	Florida State leads 9-4	Roberto Aguayo hits a 26-yard game-winning field goal with :03 left to cap a 12-play, 66-yard drive
Nov. 29	Florida	W, 24-19 (ESPN)	Tallahassee, Fla.	Florida leads 34-23-2	A 94-yard pick-six by Terrance Smith and two Nick O'Leary TDs spark Seminoles, who trailed 9-0 in first quarter
Dec. 6	Georgia Tech (ACC Champ)	W, 37-35 (ABC)	Charlotte, N.C.	Florida State leads 14-9-1	Dalvin Cook rushed for a career-high 177 yards en route to MVP honors as FSU earned its 15th ACC Championship
Jan. 1	Oregon (Rose Bowl)	2:00 p.m. PST (ESPN)	Pasadena, Calif.	First Meeting	Florida State looks to extend its program-record winning streak to 30 games with a win over Oregon

FLORIDA STATE FOOTBALL

MEDIA INFORMATION

FRIDAY DEC. 26	SATURDAY DEC. 27	SUNDAY DEC. 28	MONDAY DEC. 29	TUESDAY DEC. 30	WEDNESDAY DEC. 31	THURSDAY JAN. 1
Team/Official Party Depart for Pasadena, Calif.	Practice - TBA - (No media availability) Welcome Press Conference -- 2 p.m. Disney California Adventure	FSU Defensive Press Conference - 9 a.m. Practice - TBA - (First 15:00 open to the media)	FSU Media Day -- 9 a.m. Practice - TBA - (No media availability)	FSU Offensive Press Conference - 9 a.m. Practice - TBA - (First 15:00 open to the media)	Coach Fisher Press Conference - 8:30 am Team Picture at the Rose Bowl - 1 p.m. (B-Roll/Photos allowed)	2015 Rose Bowl Florida State vs. Oregon (2:00 p.m., ESPN)

TEAM HEADQUARTERS:

The Florida State team and official party will be housed at The JW Marriott L.A. Live (900 W. Olympic Blvd. Los Angeles, CA 90015) during their stay for the College Football Playoff Semifinal at the Rose Bowl Game. The hotel phone number is (213) 765-8600.

MEDIA HEADQUARTERS:

The College Football Playoff Semifinal at the Rose Bowl Game designated media hotel is the LA Hotel Downtown (333 S. Figueroa St., CA 92660). The hotel phone number is (213) 617-1133.

FSU PRACTICES AND MEDIA POLICIES:

The Seminoles will practice daily beginning Dec. 27 with all practices taking place at the StubHub Center (18400 Avalon Blvd., Carson, CA 90746). The phone number is (310) 630-2000. The first 15 minutes of bowl practices will be open to print and electronic media on Dec. 28 and 30.

Select assistant coaches and players will be available at the Rose Bowl Game scheduled press conferences and all coaches and players will be made available on media day.

If you have a media request that cannot be taken care of in the allotted time following practice, please contact Kerwin Lonzo or Zach Stipe to submit those requests. Interviews will not take place at the team hotel unless they have been arranged ahead of time with Florida State Sports Information personnel.

POST-GAME:

Members of the the College Football Playoff Semifinal at the Rose Bowl Game media relations staff will outline the guidelines interviews following the game. Florida State SID personnel will be on hand to assist members of the media with additional postgame interview requests.

FLORIDA STATE MEDIA CONTACTS:

Football SID Kerwin Lonzo, Assistant SID/Secondary Football Contact Zach Stipe and Assistant AD Elliott Finebloom and will serve as media contacts for the Seminoles. They will stay at The JW Marriott L.A. Live with the team. All Jimbo Fisher media requests should be directed to Kerwin Lonzo while player interview requests should be directed to Zach Stipe and Kerwin Lonzo.

Kerwin Lonzo	(850) 544-4630	klonzo@fsu.edu
Elliott Finebloom	(850) 445-6952	efinebloom@fsu.edu
Zach Stipe	(850) 228-7583	zstipe@fsu.edu

FLORIDA STATE ROSE BOWL ITINERARY

FRIDAY, DECEMBER 26	TIME (PST)	MEDIA ACCESS
FSU Official Party Arrival (LAX)	TBA	None
SATURDAY, DECEMBER 27		
Practice @ StubHub Center	TBA	No Media Availability
Welcome Press Conference HC Jimbo Fisher & 5 Players	2:00-3:00 p.m	Contact Donna Fisk at Disney
SUNDAY, DECEMBER 28		
Defense Press Conference DC Charles Kelly & 5 defensive players (LA Hotel Downtown)	9:00-9:30 a.m.	
Practice @ StubHub Center	TBA	First 15-20 minutes
MONDAY, DECEMBER 29		
FSU Media Day (LA Hotel Downtown)	9:00-10:00 a.m.	
Practice @ StubHub Center	TBA	No Media Availability
Lawry's Beef Bowl	4:30-6:00 p.m	Contact Todd Erickson
TUESDAY, DECEMBER 30		
Offense Press Conference QB Coach Randy Sanders, WR coach Lawrence Dawsey, & 5 offensive players (LA Hotel Downtown)	9:00-10:00 a.m.	
Practice @ StubHub Center	TBA	First 15-20 minutes
WEDNESDAY, DECEMBER 31		
Head Coach's Press Conference (LA Hotel Downtown)	8:30-9:00 a.m.	Photo w/both coaches at 8:25
Team Picture & Walk Around (Rose Bowl)	1:00-2:15 p.m.	Photos & Video Only
THURSDAY, JANUARY 1		
2015 Playoff Semifinal at Rose Bowl Game	2:00 p.m.	



ELLIOTT FINEBLOOM

Assistant AD/
Sports Information & Digital
Media



KERWIN LONZO

Associate SID/
Football SID



ZACH STIPE

Assistant SID/Secondary
Football Contact

FLORIDA STATE FOOTBALL

#NOLES NUMBERS

164.2

Redshirt sophomore quarterback **Jameis Winston's** quarterback rating has been an outstanding **164.2** in three championship games (two ACC championships, one national championship). He has completed 60-of-97 passes for 876 yards with nine TDs and two INTs.

12-1

Florida State is facing Oregon for the first time in program history. **Since 1992, the Seminoles are 12-1 against first-time FBS opponents**, with the only loss coming against USF in 2009. FSU is 3-0 in bowl games during that span - 2012 Northern Illinois, 2008 Wisconsin and 2005 UCLA.

15

Florida State secured its **15th ACC Championship** with a 37-35 victory over Georgia Tech. The latest conference title gives FSU the most of any ACC team, with Clemson trailing behind with 14 ACC championships.

18

Florida State has won **18 consecutive games** away from Doak Campbell Stadium. FSU's last loss on the road or at a neutral site came in Raleigh at NC State on Oct. 6, 2012 (17-16).

9/3

The Seminoles defeated **nine teams** this season who are bowl eligible, with Oklahoma State gaining entry after defeating rival Oklahoma on the road on Dec. 6. FSU has also defeated **all three of its opponents** currently ranked in the College Football Playoff.

164

Florida State's starting offensive line has **164 career starts** heading into the CFP semifinal game - Josue Matias (42), Cameron Erving (41), Tre' Jackson (41), Bobby Hart (36) and Roderick Johnson (4).

905

Freshman tailback Dalvin Cook's **905 rushing yards** this season marks an FSU freshman record previously held by Greg Allen (888 yards in 1981). Cook is fifth nationally among true freshmen with 5.84 yards/carry, and is ninth in total rushing yards despite his 155 carries ranking the lowest among qualifying RBs.

113

Junior "Mike" linebacker Reggie Northrup has **113 tackles this season**, the most by a Seminole in 12 years (Michael Boulware - 127 in 2002; Kendyll Pope - 133 in 2002).

STORYLINES

- Florida State represents the ACC in the inaugural College Football Playoff semifinal held at the Rose Bowl in Pasadena, Calif., on Jan. 1. The Seminoles won the league for the third consecutive year, the first time they have been back-to-back-to-back ACC champions since they won nine straight conference titles from 1992-2000.
- FSU enters the CFP semifinal on a school- and ACC-record 29-game win streak, which began with a 21-15 win over Georgia Tech in the 2012 ACC Championship Game on Dec. 1, 2012. Florida State is the 14th team to win 29 straight games in college football history and the first team to win 29 straight since Miami won 34 games from 2000-2002. The Seminoles' streak is the second-longest streak this century and the second-longest streak in the last 20 years (Miami - 34, 2000-02).
- Florida State owns six consecutive bowl victories, which is the longest active streak in the nation. The Seminoles will make their nation-best 33rd consecutive bowl appearance against Oregon, a streak that began at the 1980 Orange Bowl. FSU's longest unbeaten bowl streak lasted from 1982-95 when it went 13-0-1 in the postseason.
- The Noles are 27-14-2[^] all-time in bowl appearances, which began with the Cigar Bowl on Jan. 2, 1950, when FSU defeated Wofford 19-6 in Tampa, Fla. FSU's 27 bowl wins are tied for the fourth-most in major college football history.
- FSU completed its ninth 8-0 Atlantic Coast Conference regular season in 23 years of league membership when it defeated Boston College on Nov. 22. FSU's last loss in conference play came on Oct. 6, 2012, at NC State (17-16 loss).
- Florida State is ranked No. 2 in the Associated Press Poll and the Amway Coaches Poll. The Noles have maintained their Top 5 position in the Associated Press poll for 26 consecutive weeks. In its illustrious history, FSU has earned the No. 1 ranking in the AP Poll for 71 combined weeks.
- The Seminoles had a league-high 17 All-ACC selections for the second straight year on Dec. 1 from the Atlantic Coast Sports Media Association (ACSM), including 10 First Team selections, which matched the school record set in 1994.
- Florida State ranks among the Top 15 nationally in four offensive and defensive categories: Red zone offense (sixth - 92.6 percent), fourth down conversion defense (eighth - 28.6 percent), passing offense (14th - 299.8 yards per game) and red zone defense (14th - 72.9 percent).
- Roberto Aguayo (Groza), Jameis Winston (Manning) and head coach Jimbo Fisher (Eddie Robinson) are repeat finalists for national awards. On Dec. 10, senior tight end Nick O'Leary was announced as the winner of the Mackey Award. Redshirt senior offensive lineman Cam Erving was named a repeat winner of the Jacobs Blocking Trophy given to the ACC's top offensive lineman on Nov. 30.
- Florida State is 6-0 in road/neutral site games this season, and has averaged nearly 500 yards of total offense (494.8 ypg) and 7.14 yards per play when playing away from Doak Campbell Stadium.
- FSU's matchup with Oregon will be the first time the Noles have faced a Pac-12 opponent under Jimbo Fisher. The Noles are 9-1 all-time against the current set of Pac-12 schools (1-0 vs. UCLA; 3-1 vs. Arizona State; 2-0 vs. USC; 3-0 vs. Colorado).
- Senior wide receiver Rashad Greene has established himself as the ACC's all-time receiving yards leader with 3,771 yards after a two-touchdown, 123-yard performance against Georgia Tech. Greene is FSU's career leader in receptions (264), receiving yardage and consecutive games with a reception (42).

ALL-TIME BOWL RECORD

27-14-2[^]

33 Consecutive Bowl Appearances

FSU's Year-By-Year Bowl Record

Season	Bowl	Opponent	Score
1949	Cigar	Wofford	19-6
1954	Sun	Texas Western	20-47
1958	Bluegrass	Oklahoma State	6-15
1964	Gator	Oklahoma	36-19
1966	Sun	Wyoming	20-28
1967	Gator	Penn State	17-17
1968	Peach	Louisiana State	27-31
1971	Fiesta	Arizona State	38-45
1977	Tangerine	Texas Tech	40-17
1979	Orange	Oklahoma	7-24
1980	Orange	Oklahoma	17-18
1982	Gator	West Virginia	31-12
1983	Peach	North Carolina	28-3
1984	Citrus	Georgia	17-17
1985	Gator	Oklahoma State	34-23
1986	All-American	Indiana	27-13
1987	Fiesta	Nebraska	31-28
1988	Sugar	Auburn	13-7
1989	Fiesta	Nebraska	41-17
1990	Blockbuster	Penn State	24-17
1991	Cotton	Texas A&M	10-2
1992	Orange	Nebraska	27-14
1993	Orange	Nebraska	18-16
1994	Sugar	Florida	23-17
1995	Orange	Notre Dame	31-26
1996	Sugar	Florida	20-52
1997	Sugar	Ohio State	31-14
1998	Fiesta	Tennessee	16-23
1999	Sugar	Virginia Tech	46-29
2000	Orange	Oklahoma	2-13
2001	Gator	Virginia Tech	30-17
2002	Sugar	Georgia	13-26
2003	Orange	Miami	14-16
2004	Gator	West Virginia	30-18
2005	Orange	Penn State	(3 OT) 23-26
2006 [^]	Emerald	UCLA	44-27
2007	Music City	Kentucky	28-35
2008	Champs	Wisconsin	42-13
2009	Gator	West Virginia	33-21
2010	Chick-fil-A	South Carolina	26-17
2011	Champs	Notre Dame	18-14
2012	Orange	Northern Illinois	31-10
2013	BCS National Champ	Auburn	34-31

[^] 2006 Emerald Bowl win vacated victory due to sanctions imposed by NCAA

FSU's Record By Bowl

Bowl	W	L	T
All-American	1	0	0
BCS National Champ	1	0	0
Blockbuster	1	0	0
Bluegrass	0	1	0
Champs Sports	2	0	0
Chick-Fil-A [®]	2	1	0
Cigar	1	0	0
Citrus [®]	1	0	1
Cotton	1	0	0
Emerald [^]	1	0	0
Fiesta	2	2	0
Gator	6	0	1
Music City	0	1	0
Orange	4	5	0
Sugar	4	2	0
Sun	0	2	0
TOTAL	27 [^]	14	2

[®] Formerly the Peach Bowl

[®] Formerly the Tangerine Bowl

[^] 2006 Emerald Bowl win vacated victory due to sanctions imposed by NCAA

QUEST TO BE THE BEST

RASHAD GREENE • SENIOR • WR • ALBANY, GEORGIA

2011	38 REC	596 YARDS	7 TDS
2012	57 REC	741 YARDS	6 TDS
2013	76 REC	1128 YARDS	9 TDS
2014	93 REC	1306 YARDS	7 TDS
TOTAL	264 REC	3771 YARDS	29 TDS

RASHAD GREENE CHASING HISTORY

264	3771	31
TOTAL RECEPTIONS RASHAD GREENE	TOTAL RECEIVING YARDS RASHAD GREENE	TOUCHDOWNS PETER WARRICK



NOTIN' THE NOLES: OFFENSE

GIVEN THE SITUATION...

- Florida State's College Football Playoff semifinal matchup with Oregon puts senior wide receiver Rashad Greene in a situation where he has been very productive this season:
- In six road/neutral site games, Greene has caught 45 passes for 673 yards with four TDs, an average of 112.2 receiving yards per game. Greene has also averaged 7.5 receptions in six games outside Tallahassee.
- Greene has faced four non-conference opponents this season (Oklahoma State, The Citadel, Notre Dame, Florida). Against non-ACC foes, Greene is averaging 106.5 yards per game and 16.38 yards per reception.
- Oregon will be the fourth nationally-ranked opponent for the Noles. In Greene's first three matchups against Top 25 teams (Oklahoma State, Clemson and Notre Dame), Greene is averaging 106.7 yards and has three scores.

O'LEARY WINS THE MACKKEY AWARD

- Senior Nick O'Leary was named the 2014 John Mackey Award winner as the nation's most outstanding tight end on Dec. 10:
- O'Leary is the first Seminole to ever win the John Mackey Award, which has been presented since 2000.
- He has totaled 47 catches for 614 yards and seven touchdowns this season.
- The Palm Beach, Fla., native has been a good safety valve for the Noles, generating 10 catches for 208 yards and four TDs over his last three games.
- He is FSU's all-time leader among tight ends in career receptions (113), receiving yards (1,587) and TDs (17) - tied for the second-most ever in the ACC by a tight end.

NOT YOUR AVERAGE FRESHMAN

- Freshman Dalvin Cook continues to impress in his first season at FSU:
- He has emerged as FSU's biggest home-run threat, generating 11 runs of 20+ yards. One in nearly every 14 carries breaks loose for a rush of 20 yards or greater.
- Cook has recorded eight rushing touchdowns this season. The most rushing touchdowns by a freshman in FSU history is nine by Rock Preston in 1994 and Travis Minor in 1997.
- Cook's 905 rushing yards this season are a freshman record,

- surpassing former RB Greg Allen (888 yards in 1981).
- He is fifth nationally among true freshmen with 5.84 yards/carry, and ninth in total rushing yards among true freshmen despite his 155 carries ranking very low.
- Cook was a driving force in defeating Georgia Tech in the ACC Championship. His 31 carries, which resulted in 177 yards, were the most by an FSU tailback since Greg Jones had 31 vs. Miami in 2002.
- His 144 yards against Florida were the second-most against UF by a freshman (Travis Minor, 167 yards, 1997).

RED ZONE RENEGADES

- One of the biggest strengths of Florida State's offense this season has been their proficiency in the red zone.
- FSU ranks sixth in the nation with a 92.6 conversion percentage in the red zone.
- The Noles have rushed for 21 scores in the red zone and added 12 passing touchdowns inside the 20. Roberto Aguayo has added 17 field goals to give FSU 50 scores in 54 red-zone attempts.
- Against FBS Power 5 opponents this season, FSU has converted 38 of its 42 red-zone chances (90.5 percent).
- Against ranked opponents, the Noles have scored eight of their nine times in the red zone. Senior RB Karlos Williams leads FSU with three scores in the red zone against its ranked opponents.

WELL-EARNED FOR ERVING

- Redshirt senior left tackle/center Cam Erving has proven his immeasurable worth to the FSU offensive line this season:
- Erving became the fourth Seminole to win the Jacobs Blocking Trophy, given to the ACC's top offensive lineman, multiple times. Erving has won the award in back-to-back years.
- The native of Moultrie, Ga., started 38 straight games at left tackle before switching duties to center the last four games, posting the highest O-line grade in his center debut at Miami on Nov. 15.

MR. 400

Redshirt sophomore quarterback Jameis Winston's 401-yard passing performance at Louisville on Oct. 30 was his second career 400-yard passing game. Winston's other 400-yard effort came at Clemson last season, tossing a career-best 444 yards. Winston is just the fifth FSU quarterback ever to throw multiple 400-yard games in a career:

All-Time 400-Yard Passing Performances at FSU

Player	Total
Chris Weinke	4
Danny Kanell	3
Jameis Winston	2
Bill Cappleman	2
Peter Tom Willis	2
EJ Manuel	1
Gary Huff	1
Thad Busby	1
Charlie Ward	1

3

Three Noles were selected as Consensus All-Americans: Senior tight end Nick O'Leary, senior right guard Tre' Jackson and redshirt sophomore kicker Roberto Aguayo.

2

Rashad Greene's 29 career touchdown catches are just **two shy** of tying FSU all-time leader Peter Warrick for the most in school history (31).

5

Rashad Greene's two touchdown catches in the ACC Championship Game against Georgia Tech on Dec. 6 was his **fifth** multiple-TD game of his career.

10

Senior tailback Karlos Williams continues to lead the Seminoles with **10 rushing scores**, his second year of double-digit rushing TDs (11 in 2013).

10

Florida State has out-gained its opponents in total yards in **10** of its 13 regular-season games this season. FSU is averaging 434.7 total yards per game.

6.4

Florida State has averaged **6.4 yards** per play through its 13 games played this season.

FLORIDA STATE FOOTBALL

THE QUEST TO REPEAT

JAMEIS WINSTON • R-SOPH • QB • BESSEMER, ALABAMA

2013 **257-384** **4057** YARDS **40** PASSES



HEISMAN WINNER



CONSENSUS ALL-AMERICAN



NATIONAL CHAMPION

2014 **276-422** **3559** YARDS **24** PASSES

CAREER **533-806** **7616** YARDS **64** PASSES

OTHER WINSTON CAREER NUMBERS

2nd ALL-TIME AT FSU

13

CAREER 300-YD PASS GAMES
2nd ALL-TIME AT FSU

26-0

CAREER AS A STARTER

26

STRAIGHT GAMES WITH
A TOUCHDOWN PASS



NOTIN' THE NOLES: JAMEIS WINSTON

7

Quarterback Jameis Winston ranks in the Top 20 nationally in **seven** categories: Passing yards (9th), passing yards/game (10th), completions/game (13th), total offense (15th), completion % (17th), yards/pass attempt (18th) and passing TDs (20th).

26

Winston has thrown a touchdown pass in a school-record **26 consecutive** games - all of his career starts at Florida State.

13

Winston's 309-yard passing performance in FSU's 37-35 win over Georgia Tech in the ACC Championship was his **13th** career 300-yard game.

344.3

Winston is averaging **344.3** passing yards per game in games away from Tallahassee this season. Included in that is a 65.0 completion percentage in road/neutral site games.

15

The bulk of Jameis Winston's touchdown passes this season have come away from Tallahassee. Winston has thrown **15** of his **24** TD passes this year on the road or at neutral sites.

6

Winston has **six** games of **350+** yards passing in his career, including three this season. He is tied for first with fellow Heisman Trophy winner Chris Weinke (6) in 350+ yard passing games for a career at FSU.

20

Winston has thrown for multiple TD's in **20** of his **26** career starts. He has been responsible for multiple TD's (includes TD runs) in 23 of his 26 career starts.

BIG-TIME PLAYER IN BIG-TIME GAMES

- Jameis Winston's 26-0 career record under center speaks for itself. And while every game he plays has plenty on the line, the games with the biggest implications (National Championship, ACC Championship) is where he has shined the most:
- In FSU's two ACC title games in 2013 and 2014, as well as the national title game last season, Winston has combined to post a quarterback rating of 164.2.
- The Bessemer, Ala., native has completed 60-of-97 passes for 876 yards with nine touchdowns and just two interceptions. In two of those three games, Winston has not thrown a pick.
- Winston's three touchdowns against Georgia Tech's defense in the ACC Championship was the 12th time in his 26 career starts where he has tossed for three or more TDs, nearly half of his starts.

QUICK WINSTON NOTES

- 13 career 300-yard passing games.
- Two career 400-yard passing games, including a 401-yard performance at the nation's then-top-ranked defense in Louisville on Oct. 30.
- FSU has won the passing yards battle in 23 of Winston's 26 games.
- Has thrown four or more TDs five times in his 26 career games.
- Has thrown for 300+ yards in 11 of his 17 career games against ACC opponents (includes 2013 and 2014 ACC Championship Games).
- 7-0 vs. AP Top 25 teams, going 149-of-223 (66.8 percent) with 19 TDs and six INTs.
- Has accounted for seven rushing touchdowns in his career.

THE FINAL 30

- Jameis Winston has proven that he is capable of raising his level of play in the second half.
- In the final 30 minutes of action, Winston is 132-of-193 (68.4 percent) for 1,769 yards with 10 touchdowns and four interceptions.
- In the first half, Winston's QB rating is 137.37, but his second-half rating is 158.33.
- He has been strong in the third quarter this season, going 89-of-125 (71.2 percent) for 1,062 yards with six TDs and three INTs. He has converted 50 first downs in the third quarter, his most of any quarter.
- Winston has engineered five game-winning drives in his career, including four this year against Notre Dame, Louisville, Miami and BC.

WHERE WINSTON RANKS

Despite playing in only 26 games in his career, Winston is already leaving his mark on the Florida State and Atlantic Coast Conference record books. Take a look where the redshirt sophomore ranks on the FSU and the ACC's important passing lists:

ACC CAREER 300-YARD GAMES

	Years	Number
1. Tajh Boyd (Clemson)	(10-13)	19
2. Philip Rivers (NCST)	(00-03)	18
3. Chris Weinke (FSU)	(97-00)	14
4. Jameis Winston (FSU)	(13-Pr.)	13
Matt Ryan (BC)	(04-07)	12
Russell Wilson (NCST)	(08-10)	12
7. Scott Milanovich (Maryland)	(92-95)	11
Thaddeus Lewis (Duke)	(06-09)	11
9. Danny Kanell (FSU)	(92-95)	10
Anthony Dillweg (Duke)	(85-88)	10
Bryn Renner (UNC)	(10-13)	10

ACC CAREER TD PASSES

	Years	TDs
1. Tajh Boyd (Clemson)	(10-13)	107
2. Philip Rivers (NCST)	(00-03)	95
3. Chris Weinke (FSU)	(97-00)	79
4. Russell Wilson (NCST)	(08-10)	76
5. Jacory Harris (Miami)	(2008-)	70
6. Darian Durant (UNC)	(01-04)	68
7. Thaddeus Lewis (Duke)	(06-09)	67
8. Joe Hamilton (GTech)	(96-99)	65
9. Jameis Winston (FSU)	(13-Pr.)	64
Bryn Renner (UNC)	(10-13)	64

FSU CAREER TD PASSES

	Years	TDs
1. Chris Weinke	(97-00)	79
2. Jameis Winston	(13-Pr.)	64
3. Chris Rix	(01-04)	63
4. Danny Kanell	(92-95)	57
5. Gary Huff	(70-72)	52
6. Charlie Ward	(89-93)	49
7. EJ Manuel	(09-12)	47
8. Thad Busby	(94-97)	46
9. Christian Ponder	(07-10)	45
10. Casey Weldon	(88-91)	41

FSU CAREER PASSING YARDS

	Years	Yards
1. Chris Weinke	(97-00)	9839
2. Chris Rix	(01-04)	8390
3. EJ Manuel	(09-12)	7736
4. Jameis Winston	(13-Pr.)	7616
5. Drew Weatherford	(05-08)	7567
6. Christian Ponder	(07-10)	6872
7. Gary Huff	(70-72)	6378
8. Danny Kanell	(92-95)	6372
9. Thad Busby	(94-97)	5916
10. Charlie Ward	(89-93)	5747

FSU CAREER COMPLETIONS

	Years	Att.	Comp.
1. Chris Weinke	(97-00)	1107	650
2. Drew Weatherford	(05-08)	1128	644
3. EJ Manuel	(09-12)	897	600
4. Christian Ponder	(07-10)	965	596
5. Chris Rix	(01-04)	1042	575
6. Jameis Winston	(13-Pr.)	806	533
7. Danny Kanell	(92-95)	851	529
8. Charlie Ward	(89-93)	759	473
9. Gary Huff	(70-72)	796	436
10. Thad Busby	(94-97)	715	421

FLORIDA STATE FOOTBALL NOTIN' THE NOLES: DEFENSE

P.J. HAS BIG PLAYS ON BIG STAGE

- Junior cornerback P.J. Williams has a knack for making the big play in the fourth quarter on the big stage for the Seminoles.
- Williams was named Defensive MVP of the 2013 BCS National Championship at the Rose Bowl last season after his interception at the start of the fourth quarter sparked FSU to the come-from-behind victory.
- Williams had two pass break-ups and a game-changing forced fumble and recovery in the season-opening win against Oklahoma State at Cowboys Stadium. The forced fumble and recovery came with FSU clinging to a 30-24 lead with five minutes left in the game. Two plays later FSU scored to seal the victory.
- He had a career-best nine tackles and two TFLs versus Georgia Tech in the 2014 ACC Championship Game.

NORTHRUP REACHES CENTURY MARK

- Junior linebacker Reggie Northrup leads FSU with 113 tackles. He is the first Seminole in eight years to have 100 tackles in a season - since Buster Davis had 109 in 2006.
- Northrup is a two-time ACC Linebacker of the Week this season and he ranks seventh in the ACC with 8.7 tackles per game.
- The Jacksonville, Fla., native has six games with double-digit tackles, including a game-high 12 stops in the ACC Championship Game victory over Georgia Tech.

EDWARDS JR. DOMINANT IN PASADENA

- Junior defensive end Mario Edwards, Jr. had a then-career-high 3.0 tackles for loss, including a sack, versus Auburn in the 2013 National Championship Game at the Rose Bowl. Edwards had six total tackles against the Tigers and was arguably the best defensive player in Pasadena that night.
- Edwards, Jr. carried that momentum into a stellar 2014 season as he led FSU with 11 TFLs en route to All-ACC First Team honors and Sports Illustrated All-America Second Team accolades.

LEADERS AWAY FROM DOAK

- In six games away from Doak Campbell Stadium, Reggie Northrup is averaging 10.2 tackles per game, while Eddie Goldman has 4.5 tackles for loss.
- P.J. Williams and Jalen Ramsey each have five pass breakups in away or neutral site games this season.

TRUE FRESHMEN STEP UP VS. GT

- With injuries knocking junior defensive tackle Eddie Goldman and junior cornerback Ronald Darby out of the ACC Championship Game, a pair of true freshmen excelled in their first important action of the season.
- Freshman defensive tackle Derrick Nnadi held his own at defensive tackle while helping to fill-in for Goldman, finishing with a career-best six tackles in his eighth game of the season.
- Freshman safety Trey Marshall entered the game when Darby went out in the second half and played up as a hybrid linebacker-safety, tallying a career-best five tackles and making his first career TFL while helping stuff Georgia Tech's rushing attack.

RAMSEY INCREDIBLE VS. 'CANES

- Sophomore defensive back Jalen Ramsey had one of the best games by a defensive player in all of the nation this season in FSU's 30-26 comeback victory at Miami on Nov. 15.
- Ramsey began the game by forcing a fumble on Miami's first play. He ended the game by making an interception on Miami's final play. In between, he had four PBUs, three tackles, 1.0 TFL and a crucial blocked extra point in the first quarter.
- Ramsey's five passes defended versus the Hurricanes are the most by an ACC player this season and tied for the third-most in a single game in the nation this season.
- He was named Bednarik Award National Defensive Player of the Week, Athlon Sports National Defensive Player of the Week and ACC Defensive Back of the Week.
- Ramsey has 11 pass breakups and 9.5 tackles for loss. No Nole has ever had double-digit PBUs and TFLs (dating back to 1981). He has the second-most TFLs of any DB in the ACC.

WE'RE BREAKING UP PASSES

- The Seminoles have 53 pass break-ups this season - tied for the 17th-best total in the nation and the second-best total in the ACC behind Virginia (67).
- Jalen Ramsey has 11 PBUs, which is tied for third in the ACC, while P.J. Williams has 10 PBUs, which ranks tied for sixth in the conference. The pair ranks fifth and seventh in the conference in passes defended per game.
- FSU tallied a season-high 10 pass break-ups against Notre Dame on Oct. 18 and followed that performance with seven pass break-ups at Louisville on Oct. 30.

30

Sophomore DB Jalen Ramsey's extra point block in the first quarter at Miami was the **30th time** a Seminole blocked an extra point all-time and the first since Jacobbi McDaniel accomplished the feat on Oct. 8, 2011 at Wake Forest.

27

Sophomore DB Jalen Ramsey leads FSU's defense with **27 career starts**. He has started every game of his career and was the first true freshman to start at CB since Deion Sanders in 1985.

28.6%

The Seminoles have allowed opponents to convert just **28.6 percent** of fourth down attempts (6 of 21) this season - the third-best mark in the ACC and tied for the eighth-best mark in the nation.

72.9%

Florida State ranks second in the ACC and 14th in the country in red zone defense (35-48, **72.9 percent**), including just 25 touchdowns.

SECOND HALF ADJUSTMENTS

Over the last eight games, FSU's defense has improved in nearly every category after halftime, including in **total yards allowed in seven of the last eight games**. Florida was the first team to gain more yards in the second half against FSU since Wake Forest did on Oct. 4. The charts below show yards allowed by half with a grey box denoting the lower total.

TOTAL YARDS ALLOWED BY HALF

	1st H	>	2nd H
Syracuse	224	>	188
Notre Dame	254	>	216
Louisville	294	>	194
Virginia	131	>	126
Miami	320	>	172
Boston College	159	>	154
Florida	132	<	150
Georgia Tech	253	>	212

RUSHING YARDS ALLOWED BY HALF

	1st H	>	2nd H
Syracuse	87	>	69
Notre Dame	115	>	42
Louisville	115	>	43
Virginia	24	>	13
Miami	80	<	96
Boston College	95	<	145
Florida	44	<	69
Georgia Tech	214	>	117

PASSING YARDS ALLOWED BY HALF

	1st H	>	2nd H
Syracuse	137	>	119
Notre Dame	139	<	174
Louisville	179	>	151
Virginia	107	<	113
Miami	240	>	76
Boston College	64	>	9
Florida	88	>	81
Georgia Tech	39	<	95

THE BEASTS UP FRONT

MARIO EDWARDS JR.

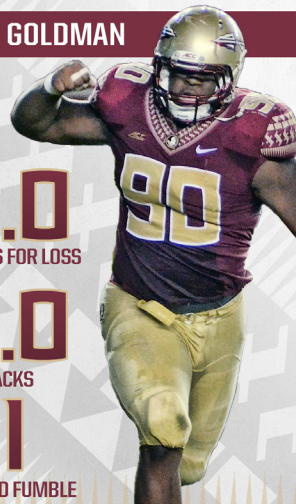
EDDIE GOLDMAN



11.0
TACKLES FOR LOSS

3.0
SACKS

2
FORCED FUMBLES



8.0
TACKLES FOR LOSS

4.0
SACKS

1
FORCED FUMBLE

FLORIDA STATE FOOTBALL NOTIN' THE NOLES: SPECIAL TEAMS

JUST CALL HIM ROBERTO

- Roberto Aguayo has made 98.5 percent (193 of 196) of his career kicks (147-147 on PATs and 46 of 49 on field goals).

KICKING THEM STRAIGHT

- Aguayo scored 10 of Florida State's 34 points against Auburn in the National Championship game in 2014 – a game that was played in the Rose Bowl. He was a perfect 4 of 4 on PATs and 2 of 2 on FGs. He was a perfect 3 of 3 on PATs in the fourth quarter of the Seminoles' 34-31 win over the Tigers
- Aguayo has never missed a fourth quarter kick. He is 31 of 31 on PATs and 17 of 17 on FGs including his game-winner with :03 seconds remaining against Boston College on Nov. 22, 2014.
- Aguayo is a perfect 22 of 22 on PATs and 12 of 12 on FGs in stadiums that are home to NFL Teams. He has kicked in Heinz Field (Steelers), Bank of America Stadium (Panthers), AT&T Stadium (Cowboys) and Sun Life Stadium (Dolphins). Add in the Rose Bowl, where five Super Bowls have been played and where the 2015 National Semifinal will be played, and his totals jump to 26-26 on PATs and 14-14 on FGs.
- Aguayo has made 147 consecutive PATs. He trails only Luke Manget (160) of Georgia Tech for the longest streak in ACC history. He surpassed Florida State All-American Dustin Hopkins (145) in the Seminoles' ACC Championship win over Georgia Tech.
- Aguayo made a school record 23 consecutive field goals before missing a 41-yard attempt against Louisville.

AGUAYO ON SCORING LIST

- Aguayo is ranked eighth in school history in scoring among all players with 285 career points. Running back Warrick Dunn (1993-96) is seventh in school history with 294 career points.
- Aguayo is seventh in school history in scoring by a kicker.
- Six players in FSU history have scored at least 300 points.

Aguayo needs 15 points to become the seventh player in school history to reach the milestone.

- Aguayo scored his career high of 19 points against Wake Forest on Oct. 4. He has scored at least 10 points 21 times and at least 14 points four times.

AGUAYO A SCORING LEADER

- Aguayo is Florida State's scoring leader for points in a single game by a kicker (19 vs. Wake Forest, Oct. 4, 2014), in a single season (157 in 2013 - Also an ACC single season record) and is only 182 points from becoming the Seminoles' career scoring leader. All-American Dustin Hopkins scored a school-record 466 points during his career (2009-12).

KERMIT ON THE RUN

- Kermit Whitfield is ranked fifth in school history for yards per kickoff returns (26.8), sixth in total kickoff return yards (1,153) and tied for sixth with 43 career kickoff returns.
- He became the seventh player in school history with 1,000 or more career kickoff return yards against Miami and is ranked sixth in school history with his 1,102 career kickoff return yards.
- He needs only 108 kickoff return yards to move into fifth on FSU's career list – passing Lamaricus Joyner (2010-13).
- He is tied for the FSU career lead and is one of only three Seminoles with multiple career touchdowns on kickoff returns.
- Whitfield has gained at least 25 yards on 18 of his 43 career kickoff returns including two against Wake and Miami.

BEATTY IN FSU'S TOP 10

- Punter Cason Beatty is averaging a career-high 41.6 yards per punt in 2014. He is ranked 10th in school history with a career average of 40.2 yards per punt.

285

Roberto Aguayo has scored 285 points in 27 games – an average of 10.6 per game. The ACC record for points scored per game in a career is 10.5 by Frank Quale of Virginia (1967-68)

3

Roberto Aguayo is ranked third nationally with a 1.92 field goal made per game average. He is one of only three kickers nationally who has made at least 90 percent of his field goal attempts this season.

8

Roberto Aguayo is a perfect 8-8 (1.000) on FGs from 44 yards or longer in his career including a perfect 4-4 on kicks from 50 yards or more. He is 38 of 41 (.927) from 43 yards or closer. He has never missed an attempt from 50 yards or longer.

3

Roberto Aguayo's three field goals of 50 yards or more in 2014 are only two shy of tying the single season FSU record for 50-yard field goals in a single season. Dustin Hopkins (2012) and Graham Gano (2008) made five field goals of at least 50 yards in a single season. Aguayo has four FGs of at least 50 yards in his career.

11

Rashad Greene averages 12.3 yards per punt return for his career. He has 468 return yards on 38 career punt returns. He is ranked 11th in school history with 468 return yards and tied for 14th with 38 career punt returns.

1

Roberto Aguayo is ranked first in ACC history with a .938 career field goal percentage (46 of 49). He is one of two kickers in ACC history with a career field goal success rate of better than 90 percent.

LOU GROZA AWARD WINNERS

Previous winners by school of the Lou Groza Award...

Florida State.....1998, 1999, 2008, 2013
 Tulane.....2001, 2012
 Arizona (1994), Arizona State (2007), Cincinnati (2000), Florida (1993), Iowa (2002), Kansas (1997), Louisville (2006), Maryland (2014), Michigan State (1992), NC State (1996), Ohio State (2004), Ole Miss (2003), Oklahoma State (2010), Oregon State (2005), Texas A&M (2011), TCU (1995), UCLA (2009)

THE BEST KICKER IN THE NATION

2013
157 POINTS

NAT'L SCORING RECORD FOR KICKERS



21-22
FIELD GOALS

94-94
POINT AFTER TD'S

2014
128 POINTS

25-27
FIELD GOALS

53-53
POINT AFTER TD'S

93.8%
CAREER ON FG'S
NCAA ACTIVE LEADER

100%
CAREER ON PAT'S



DID YOU KNOW?

- Roberto Aguayo's 53-yard field goal against Miami tied his career long and was the fourth of his career of 50 or more yards. Dustin Hopkins holds Florida State's career record with nine field goals of 50 or more yards.
- Punter Cason Beatty is enjoying the best eight-game stretch of his career. He is averaging 43.8 yards on 25 punts since Oct. 11 after averaging 38.8 yards on his first 19 punts during the first five games of the 2014 season.
- Punter Cason Beatty is tied for 12th in school history with 133 career punts, 12th in school history with 5,355 punting yards and ninth in school history with a 40.3 yards per punt average. His career-best average of 41.6 yards per punt in 2014 is the 18th-best single season average in school history.

FLORIDA STATE FOOTBALL NOTIN' THE NOLES: ODDS AND ENDS

OLD-SCHOOL O'LEARY

NICK O'LEARY • SENIOR • TE • PALM BEACH, FL

2011	12 REC	164 YARDS	1 TDS
2012	21 REC	252 YARDS	3 TDS
2013	33 REC	557 YARDS	7 TDS
2014	47 REC	614 YARDS	6 TDS

TOTAL 113 REC 1587 YARDS 17 TDS

ALL FSU RECORDS FOR TIGHT ENDS

14.0 CAREER YARDS PER CATCH 2013 MACKEY AWARD FINALIST 2014 MACKEY AWARD WINNER



FRESHMEN DUO HIGHLIGHTING SEMINOLE YOUTH MOVEMENT

- Florida State freshmen Dalvin Cook and Travis Rudolph have become significant contributors to the Seminole offense this season. With 177 yards rushing against Georgia Tech, on his way to winning ACC Championship Game MVP honors, Cook became the top freshman rusher in FSU history, passing Greg Allen's total of 888 in 1981. Rudolph added five catches for 40 yards as the Seminoles won their 15th Atlantic Coast Conference title.
- Rudolph and Cook are among 19 total scholarship freshmen, including redshirts, who have contributed to FSU's 13-0 start to the 2014 season.

FRESHMAN TOP 10 - RECEIVING YARDS

Rank/Player (year)	Recs	Yds	TDs
1. Kurt Unglaub ('76)	33	665	4
2. Greg Carr ('05)	30	618	9
3. Rashad Greene ('11)	38	596	7
4. Tamarick Vanover ('92)	42	581	4
5. Kelvin Benjamin ('12)	30	495	4
6. Travis Rudolph ('14)	32	459	3
7. Christian Green ('11)	26	450	0
8. Mike Shumann ('73)	21	380	2
9. Warrick Dunn ('93)	25	357	6
10. Taiwan Easterling ('08)	30	322	1

FRESHMAN TOP RUSHING YARDS

Rank/Player (year)	Rush	Yds	TDs
1. Dalvin Cook ('14)	155	905	8
2. Greg Allen ('81)	139	888	3
3. Travis Minor ('97)	112	623	9

FRESHMAN TOP ALL-PURPOSE YARDS

Rank/Player (Yr)	Rush	Rec	Ret	Total
1. Greg Allen ('81)	888	35	336	1,259
2. Dalvin Cook ('14)	905	179	0	1,084
3. Tamarick Vanover ('92)	43	581	413	1,037
4. Rock Preston ('94)	587	126	320	1,033

FRESHMAN TOP RUSHING TOUCHDOWNS

Rank/Player (year)	TDs
1. Travis Minor ('97)	9
Rock Preston ('94)	9
3. Dalvin Cook ('14)	8
Devonta Freeman ('11)	8
5. Randy Gollightly ('00)	4
Dee Feaster ('95)	4
Warrick Dunn ('93)	4
Chris Parker ('88)	4
Sammie Smith ('86)	4
Victor Floyd ('85)	4

GREENE AND O'LEARY MOVING UP ACC CHARTS

- Seniors Rashad Greene and Nick O'Leary have already made their mark on the FSU record books with Greene recording the most receptions and receiving yards in school history, while O'Leary has more receptions, yards and touchdowns than any Seminole tight end.
- The duo are also in the top-10 of several all-time ACC categories and are well positioned to rank among the best to have ever played in the conference.

ACC CAREER PASS RECEPTIONS

Rank/Player (School/Years)	Receptions
1. Conner Vernon (Duke/2009-12)	283
2. Jamison Crowder (Duke/2011-Pr.)	268
3. Rashad Greene (FSU/2011-Pr.)	264
4. Sammy Watkins (Clemson/2010-13)	240
5. Aaron Kelly (Clemson/2005-08)	232

ACC CAREER RECEIVING YARDAGE

Rank/Player (School/Years)	Yards
1. Rashad Greene (FSU/2011-Pr.)	3,771
2. Conner Vernon (Duke/2009-12)	3,749
3. Peter Warrick (FSU/1996-99)	3,517
4. Jamison Crowder (Duke/2011-Pr.)	3,437
5. Sammy Watkins (Clemson/2011-13)	3,391

ACC CAREER RECEIVING TOUCHDOWNS

Rank/Player (School/Years)	TDs
1. Clarkston Hines (Duke/1986-89)	38
2. Peter Warrick (FSU/1996-99)	31
Torry Holt (NC St/1995-98)	31
4. Rashad Greene (FSU/2011-Pr.)	29
Greg Carr (FSU/2005-08)	29
E.G. Green (FSU/1994-97)	29
7. Calvin Johnson (GT/2004-06)	28
Tyrone Davis (UVA/1998-90)	28
9. Sammy Watkins (Clemson/2011-13)	27
DeAndre Hopkins (Clemson/2010-12)	27
Herman Moore (UVA/1988-90)	27

ACC CAREER TIGHT END TOUCHDOWNS

Rank/Player (School/Years)	TDs
1. Heath Miller (UVA/2002-04)	20
2. Nick O'Leary (FSU/2011-Pr.)	17
2. George Bryan (NC St/2008-11)	17

ACC CAREER TIGHT END RECEIVING YARDS

Rank/Player (School)	Yards
1. Eric Ebron (UNC/2011-13)	1,805
2. John Henry Mills (WF/1989-92)	1,735
3. Heath Miller (UVA/2002-04)	1,703
4. Ferrell Edmunds (MD/1984-87)	1,641
5. Nick O'Leary (FSU/2011-Pr.)	1,587
6. Bruce McGonnigal (UVA/1987-90)	1,556
7. Jimmy Grissett (NC St/1993/96)	1,504

4

100-yard rushing games by freshman tailback Dalvin Cook, breaking the single-season FSU record by a freshman (3) for the Seminoles previously shared by Greg Allen (1981) and Travis Minor (1997).

10

Number of bowl-eligible opponents the Seminoles will have faced this season, including Oregon, whom they will meet in the Rose Bowl.

9

All-time unbeaten (8-0) Atlantic Coast Conference regular season records by the Seminoles in 23 seasons of conference membership. Virginia Tech (8-0 in 2010) is the only other school with an unbeaten league mark in that 23-year stretch.

CAREER MILESTONES

100-YARD RUSHING GAMES

Dalvin Cook (4):

177 Yds.	Georgia Tech, 2014
144 Yds.	Florida, 2014
122 Yds.	Syracuse, 2014
110 Yds.	Louisville, 2014

Karlos Williams (3):

126 Yds.	NC State, 2014
114 Yds.	Idaho, 2013
110 Yds.	Nevada, 2013

100-YARD RECEIVING GAMES

Rashad Greene (15):

203 Yds.	Oklahoma State, 2014
163 Yds.	Wake Forest, 2011
147 Yds.	Auburn, 2013
146 Yds.	Clemson, 2013
137 Yds.	NC State, 2013
136 Yds.	Virginia, 2014
135 Yds.	Clemson, 2014
126 Yds.	Pitt., 2014
125 Yds.	NC State, 2013
125 Yds.	Virginia Tech, 2012
123 Yds.	Georgia Tech, 2014
108 Yds.	Notre Dame, 2014
108 Yds.	Maryland, 2013
107 Yds.	Syracuse, 2014
106 Yds.	Boston College, 2014

Nick O'Leary (1):

161 Yds.	Clemson, 2013
----------	---------------

Jesus Wilson (1):

109 Yds.	NC State, 2014
----------	----------------

Christian Green (1):

102 Yds.	Wake Forest, 2011
----------	-------------------

300-YARD PASSING GAMES

Jameis Winston (13):

444 Yds.	Clemson, 2013
401 Yds.	Louisville, 2014
393 Yds.	Maryland, 2013
370 Yds.	Oklahoma State, 2014
365 Yds.	NC State, 2014
356 Yds.	Pitt., 2013
330 Yds.	Duke, 2013
330 Yds.	Boston College, 2013
327 Yds.	Florida, 2013
325 Yds.	Miami, 2013
317 Yds.	Syracuse, 2014
309 Yds.	Georgia Tech, 2014
304 Yds.	Miami, 2014

Sean Maguire (1):

304 Yds.	Clemson, 2014
----------	---------------

FLORIDA STATE FOOTBALL NOTIN' THE NOLES: ODDS AND ENDS II

NOLES ARE .500 IN TOP-5 ROAD MATCHUPS

• For the second consecutive season Florida State will face off against an Associated Press top-five opponent in Pasadena, Calif., this time against No. 3 Oregon in the Rose Bowl semifinal pairing of the inaugural College Football Playoffs. The second-ranked Seminoles are 7-7 all-time away from home in top-five match-ups, reaching the .500 mark with their BCS National Championship win over Auburn last season.

Date	Outcome	Location	Date	Outcome	Location
Jan. 1, 1981	(4) Oklahoma 18, (2) FSU 17	Orange Bowl	Jan. 3, 2001	(1) Oklahoma 13, (2) FSU 2	Orange Bowl
Sept. 28, 1991	(1) FSU 51, (3) Michigan 31	Ann Arbor, Mich.	Sept. 10, 2004	(5) Miami 16, (4) FSU 10 (OT)	Coral Gables, Fla.
Nov. 30, 1991	(5) Florida 14, (3) FSU 9	Gainesville, Fla.	Sept. 22, 2013	(5) FSU 51, (3) Clemson 14	Clemson, S.C.
Oct. 3, 1992	(2) Miami 19, (3) FSU 16	Coral Gables, Fla.	Jan. 6, 2014	(1) FSU 34, (2) Auburn 31	Pasadena, Cal.
Nov. 13, 1993	(2) Notre Dame 31, (1) FSU 24	South Bend, Ind.			
Jan. 1, 1994	(1) FSU 18, (2) Nebraska 16	Orange Bowl			
Nov. 8, 1997	(3) FSU 20, (5) North Carolina 3	Chapel Hill, N.C.			
Jan. 4, 1999	(1) Tennessee 23, (2) FSU 16	Fiesta Bowl			
Nov. 20, 1999	(1) FSU 30, (3) Florida 23	Gainesville, Fla.			
Jan. 4, 2000	(1) FSU 46, (2) Virginia Tech 29	Sugar Bowl			

- The Seminoles are 7-4 as the higher ranked team;
- The Noles are 3-3 in postseason top-5 games;
- FSU holds a 12-11 all-time record in AP top-5 match-ups, home and away;
- In his fifth season, FSU coach Jimbo Fisher boasts a 3-1 record against top-5 opponents.

6

Straight bowl game victories, which is good for a share of the national lead with Ole Miss.

58

Victories by the Seminoles since 2010, which ties Alabama and trails only Oregon (59) nationally among FBS programs.

31

Different programs Florida State has defeated in Jimbo Fisher's five seasons at the helm. The Noles have 58 wins in that span.

24

Consecutive victories against ACC opponents, which includes 21 regular season and three ACC Championship game victories.

SEEKING SOD VICTORY NO. 100

• Since 1962 Florida State players have been collecting sod following road victories as underdogs, all games at rival Florida, as well as all ACC Championship and bowl games, and bringing back home to be buried in the "Sod Cemetery." The tradition dates to Dean Coyle Moore's challenge to, "bring back some sod from the between the hedges," prior to the 1962 game at Georgia. The 53-year tradition has continued in 2014, with the Seminoles collecting their 99th "Sod Game" victory over Georgia Tech in the ACC Championship Game. FSU will be seeking its 100th sod victory against Oregon in the Rose Bowl. Here are some of the milestone "Sod Game" victories by season to this point:

No. 1 - Oct. 20, 1962	Georgia.....	18-0.....	Sanford Stadium
No. 25 - Nov. 13, 1976	North Texas.....	21-20.....	Fouts Field
No. 50 - Nov. 7, 1987	Auburn.....	34-6.....	Jordan-Hare Stadium
No. 64 - Jan. 1, 1994 (Orange Bowl - 1993 National Championship)	Nebraska.....	18-16.....	Orange Bowl
No. 71 - Jan. 4, 2000 (Sugar Bowl - 1999 National Championship)	Virginia Tech.....	46-29.....	Louisiana Superdome
No. 75 - Sept. 17, 2005	Boston College.....	28-17.....	Alumni Stadium
No. 86 - Jan. 1, 2010 (Gator Bowl - Bobby Bowden's Final Game)	West Virginia.....	33-21.....	Jacksonville Municipal Stadium
No. 96 - Jan. 6, 2014 (BCS National Championship)	Auburn.....	34-31.....	Rose Bowl
No. 99 - Dec. 6, 2014 (ACC Championship)	Georgia Tech.....	37-35.....	Bank of America Stadium

TOPS AMONG POWER 5 CONFERENCE CHAMPIONS

• Florida State captured its Atlantic Coast Conference record 15th title by beating Georgia Tech in the league championship game. Since 1992, the year FSU joined the ACC, no program among the Power 5 conferences has won more championships than the Seminoles. Here's a list of the schools with the most conference titles (including co-championships) from the Power 5 over the past 23 seasons:

• Note: Titles include championships won on the field, which may have later been vacated. The Big 12 did not begin play until 1996. Nebraska won the final four Big Eight conference titles and two more in the Big 12 before joining the Big Ten.

School	Conference	Titles
Florida State	ACC	15
Ohio State	Big Ten	10
USC	Pac-12	9
Oklahoma	Big 12	8
Florida	SEC	7
Oregon	Pac-12	7
Wisconsin	Big Ten	6
Michigan	Big Ten	6
Nebraska	Big 12/Big Eight	6*
Alabama	SEC	5
Virginia Tech	ACC	4
Stanford	Pac-12	4
LSU	SEC	4

ALL-TIME VS CURRENT PAC-12 SCHOOLS

• Florida State is facing Oregon for the first time in program history. It also marks just the 11th meeting between the Seminoles and current members of the Pac-12 Conference. FSU boasts an all-time 9-1 record vs. current Pac-12 teams, including nine consecutive victories:

Year	Opponent	Site	Score	Opponent	W-L
1971	lost Arizona State	N	45-38*	Arizona State	3-1
1979	def. Arizona State	N	31-3^	Colorado	3-0
1983	def. Arizona State	A	29-26	Southern Cal	2-0
1984	def. Arizona State	A	52-44	UCLA	1-0
1997	def. USC	A	14-7		
1998	def. USC	H	30-10		
2003	def. Colorado	H	47-7		
2006	def. UCLA	N	44-27#		
2007	def. Colorado	A	16-6		
2008	def. Colorado	N	39-21%		

* - Fiesta Bowl; ^ - Tampa, Fla.; # - Emerald Bowl; % - Jacksonville, Fla.
Note: Colorado was not yet a member of the Pac-12 at the time of meeting.

ACC PERFECTION

With its 20-17 win over Boston College, Florida State completed its ninth 8-0 Atlantic Coast Conference regular season in 23 years of league membership. The Seminoles now own the ACC record for the most unbeaten and untied seasons in the 62-year history of ACC football. Here is a by-team breakdown of the 29 perfect conference records:

Florida State (9): 2014, 2013, 2000, 1999, 1997, 1996, 1994, 1993, 1992*

Maryland (8): 1985, 1984, 1983, 1976, 1975, 1974, 1955, 1953

Clemson (4): 1982, 1981, 1978, 1967

North Carolina (3): 1980, 1972, 1971

Duke (2): 1962, 1954

NC State (1): 1973

South Carolina (1): 1969

Virginia Tech (1): 2010*

* - Only Florida State and Virginia Tech notched 8-0 ACC seasons; all others range from 6-0 to 3-0.

• There have been three perfect seasons by ACC schools in league history, each of which led to a national championship. FSU has two of those, going 12-0 in 1999 and 14-0 in 2013. Clemson was 12-0 in 1981;

• Florida State also has two of the five remaining unbeaten regular seasons after finishing off its 12-0 mark with a 24-19 win over Florida. The Seminoles also posted an 11-0 regular season in 1996. Maryland has the remaining three unbeaten regular seasons, finishing 11-0 in 1976 and 10-0 in both 1955 and 1953;

• Georgia Tech finished the 1990 season with a share of the national title after compiling an 11-0-1 record, with its lone blemish coming in a tie with Virginia.

FLORIDA STATE FOOTBALL NOTIN' THE NOLES: ODDS AND ENDS III

NEW YEARS SIX

★ *Bowl Games* ★

WITH A WIN IN THE ROSE BOWL, FLORIDA STATE WILL BECOME THE FIRST TEAM EVER TO WIN ALL OF THE "NEW YEARS SIX" BOWL GAMES



1989 | 1995 | 1998 | 2000

1992



1983 | 2010

1993 | 1994 | 1996 | 2013

1988 | 1990

GEORGIA, OHIO STATE, OKLAHOMA, PENN STATE, NOTRE DAME, TEXAS HAVE ALSO WON 5 OF THE 6

64

Jameis Winston added three more TD passes in the win over Georgia Tech giving him 64 in his career, which is ninth-most in ACC history and second all-time at FSU.

17

Florida State had 17 players earn All-ACC honors including a school-record 10 first team selections.

12

In 26 career starts, Winston has thrown three or more TDs in a game and thrown for more than 200 yards in the first half 12 times.

COOK-ING WITH GAS

- Freshman running back Dalvin Cook has put together one of the best seasons by a first-year player in FSU history. The Miami, Fla., native has already set the school mark for rushing yards by a freshman, totaling 905 yards in just 12 games played this season.
- Cook has also been nearly unstoppable away from Tallahassee, as the freshman has tallied 546 yards on 76 carries (7.2 yards per carry) in road or neutral contests and seven of his team-leading eight rushing touchdowns have come away from Doak Campbell Stadium.

Here are his game-by-game results in away games:

Date	Team	Rush-Yds-TDs
Aug. 30	vs. Oklahoma State	Did Not Play
Sept. 27	at NC State	6-45-1
Oct. 11	at Syracuse	23-122-1
Oct. 30	at Louisville	9-110-2
Nov. 15	at Miami	7-92-2
Dec. 6	vs. Georgia Tech	31-177-1



GOING BACK TO CALI

- FSU has won four consecutive games on California soil heading into its Rose Bowl date with Oregon in Pasadena. The Seminoles are 4-1 all-time in California:

Year	Opponent	Location	Result
1977	San Diego St.	San Diego	L, 16-41
1991	BYU	Anaheim	W, 44-28
1997	USC	Los Angeles	W, 14-7
2006	UCLA	San Francisco	W, 44-27
2014	Auburn	Pasadena	W, 34-31

FOURTH ACC TITLE GAME WIN IS LEAGUE HIGH

- Florida State's 37-35 win over Georgia Tech in the Dr Pepper ACC Championship Game was the Seminoles' league-record fourth in the 10-year history of the game, breaking their tie with Virginia Tech. It was also the third consecutive title game win, which is also a league high. Here's a breakdown of ACC Championship Game results:

Year	Result	Location
2005	FSU 27, Virginia Tech 22	Jacksonville, Fla.
2006	Wake Forest 9, Georgia Tech 6	Jacksonville, Fla.
2007	Virginia Tech 30, Boston College 16	Jacksonville, Fla.
2008	Virginia Tech 30, Boston College 12	Tampa, Fla.
2009	Georgia Tech 39, Clemson 34*	Tampa, Fla.
2010	Virginia Tech 44, FSU 33	Charlotte, N.C.
2011	Clemson 38, Virginia Tech 10	Charlotte, N.C.
2012	FSU 21, Georgia Tech 15	Charlotte, N.C.
2013	FSU 45, Duke 7	Charlotte, N.C.
2014	FSU 37, Georgia Tech 35	Charlotte, N.C.

* - Georgia Tech vacated title due to NCAA sanctions

FLORIDA STATE FOOTBALL NOTIN' THE NOLES: ODDS AND ENDS IV

There are 41 former Florida State players on NFL rosters as of Dec. 15, 2014. That total includes practice squad (ps) and reserve (r) lists. Here's a breakdown by team:

BUFFALO Nigel Bradham EJ Manuel Garrison Sanborn	DENVER Tony Carter	NEW ORLEANS Brodrick Bunkley - r Patrick Robinson
NEW ENGLAND Bryan Stork	KANSAS CITY Rodney Hudson	NEW YORK GIANTS Mike Harris
BALTIMORE Terrence Brooks Timmy Jernigan	OAKLAND Sebastian Janikowski Menelik Watson	ARIZONA Antonio Cromartie Darnell Dockett - r
CINCINNATI James Wilder Jr. - ps	WASHINGTON Chris Thompson - ps Everette Brown	ST. LOUIS Lamarcus Joyner
CLEVELAND Rodney Smith Jacobbi McDaniel - ps	CHICAGO Christian Jones	SAN FRANCISCO Anquan Boldin Tank Carradine Nick Moody
PITTSBURGH Lawrence Timmons Vince Williams	DETROIT Andre Fluellen	SEATTLE Terrance Parks - ps
INDIANAPOLIS Bjoern Werner	GREEN BAY Letroy Guion	
JACKSONVILLE Geno Hayes Telvin Smith Dekoda Watson	MINNESOTA Christian Ponder Xavier Rhodes	
TENNESSEE Leon Washington Kameron Wimbley	ATLANTA Devonta Freeman Antone Smith	
	CAROLINA Kelvin Benjamin Graham Gano	

Teams with the most Noles:
Buffalo, Jacksonville, San Francisco (3)

NFL Noles by Position:

Linebacker - 9
Defensive Line - 9
Running backs - 5
Defensive backs - 7
Receivers - 3
Offensive Line - 3
Quarterbacks - 2
Kickers - 2
Long Snapper - 1



Longest-tenured NFL Noles:

Sebastian Janikowski - 15th season
Anquan Boldin - 12th season
Darnell Dockett - 11th season*
Antonio Cromartie - 9th season
Leon Washington - 9th season
Kameron Wimbley - 9th season
* - injured and on reserve list

WHAT'S AT STAKE

Florida State has the nation's longest current winning streak of 29 games which began in the 2012 ACC Championship. This streak is the longest in ACC history surpassing FSU's previous mark of 17 set during the 1999-2000 seasons and is tied for the 12th-longest win streak nationally. With a win over Oregon in the Rose Bowl, FSU would join Texas (1968-70) in a tie for the 11th-longest streak in NCAA history.

The Seminoles' 29-game winning streak is also the second-longest in the last 20 years, trailing only the 2000-02 Miami Hurricanes who recorded 34 wins in a row.

NATIONAL WINNING STREAKS

No.	Team	Year(s)	Wins
1.	Oklahoma	1953-57	47
2.	Washington	1908-14	40
3.	Yale	1890-93	37
	Yale	1887-89	37
5.	Toledo	1969-71	35
6.	Miami	2000-02	34
	Penn	1894-96	34
8.	Oklahoma	1948-50	31
	Pittsburgh	1914-18	31
	Penn	1898-98	31
11.	Texas	1968-70	30
12.	Florida State	2012-14	29
	Miami	1990-93	29
	Michigan	1901-03	29
15.	Alabama	1978-80	28
	Oklahoma	1973-75	28
	Michigan State	1950-53	28
18.	Nebraska	1994-96	26
	Cornell	1921-24	26
	Michigan	1903-05	26

ACC WINNING STREAKS

No.	Team	Year(s)	Wins
1.	Florida State	2012-14	29
2.	Florida State	1999-2000	17
3.	Florida State	1992-93	16

FSU IN THE 2014 NCAA RANKINGS

Category	Rk	Value
Rushing Offense	101	134.8
Passing Offense	14	299.8
Passing Eff.	29	143.79
Total Offense	41	434.7
Scoring Offense	27	34.8
Rushing Defense	58	160.1
Pass Defense	49	218.2
Pass Eff. Defense	55	125.39
Total Defense	51	378.3
Scoring Defense	30	23.0
Net Punting	38	38.6
Punt Return Avg	29	10.53
Kickoff Return Avg	91	19.63
Turnover Margin	82	-0.23
Sacks	112	1.31
Sacks Allowed	35	1.62
Tackles for Loss	66	5.8

INDIVIDUALS (TOP 25)

Category	Name	Rk	Value
Completion Percentage	Jameis Winston	17	65.4
Completions/Game	Jameis Winston	13	23.00
Field Goal Percentage	Roberto Aguayo	3	92.6
Field Goals/Game	Roberto Aguayo	3	1.92
Passing Efficiency	Jameis Winston	22	147.0
Passing TDs	Jameis Winston	20	24
Passing Yards	Jameis Winston	9	3,559
Passing Yards/Game	Jameis Winston	10	296.6
Receiving Yards	Rashad Greene	7	1,306
Receiving Yards/Game	Rashad Greene	13	100.5
Receptions/Game	Rashad Greene	11	7.2
Scoring	Roberto Aguayo	11	9.8
Total Offense	Jameis Winston	15	303.3
Yards/Pass Attempt	Jameis Winston	18	8.43

FSU IN THE 2014 ACC RANKINGS

Category	Rk	Value
Rushing Offense	13	134.8
Passing Offense	1	299.8
Passing Eff.	4	143.79
Total Offense	2	434.7
Scoring Offense	2	34.8
Rushing Defense	9	160.1
Pass Defense	11	218.2
Pass Eff. Defense	10	125.39
Total Defense	11	378.3
Scoring Defense	6	23.0
Net Punting	7	38.6
Punt Return Avg	2	10.53
Kickoff Return Avg	9	19.63
Turnover Margin	12	-0.23
Sacks	14	1.31
Sacks Allowed	5	1.62
Tackles for Loss	10	5.8

INDIVIDUALS (TOP 10)

Category	Name	Rk	Value
All Purpose Yards	Rashad Greene	4	112.62
	Dalvin Cook	9	90.33
Combined Kick Returns	Kermit Whitfield	7	534
Completion Percentage	Jameis Winston	1	65.4
Completions/Game	Jameis Winston	1	23.00
Field Goal Percentage	Roberto Aguayo	1	92.6
Field Goals/Game	Roberto Aguayo	1	1.92
Fumbles Recovered	Nate Andrews	6	2
Kickoff Returns	Kermit Whitfield	8	20.5
Passing Efficiency	Jameis Winston	2	147.0
Passing TDs	Jameis Winston	2	24
Passing Yards	Jameis Winston	1	3,559
Passing Yards/Game	Jameis Winston	1	296.6
Passing Yards/Completion	Jameis Winston	2	12.89
Points Responsible For	Jameis Winston	2	162
	Roberto Aguayo	8	128
Points Responsible/Game	Jameis Winston	2	13.5
	Roberto Aguayo	9	9.8
Receiving TDs	Rashad Greene	4	7
	Nick O'Leary	9	6
Receiving Yards	Rashad Greene	1	1,306
Receiving Yards/Game	Rashad Greene	1	100.5
Receptions/Game	Rashad Greene	1	7.2
Rush Yards/Carry	Dalvin Cook	4	5.84
Rushing TDs	Karlos Williams	5	10
	Dalvin Cook	10	8
Rushing Yards	Dalvin Cook	5	905
Rushing Yards/Game	Dalvin Cook	4	75.4
Scoring	Roberto Aguayo	2	9.8
Total Offense	Jameis Winston	1	303.3
Total Tackles	Reggie Northrup	7	8.7
Yards/Pass Attempt	Jameis Winston	2	8.43
Yards/Peception	Travis Rudolph	10	14.34

FLORIDA STATE FOOTBALL NATION'S LONGEST WINNING STREAK: 29 GAMES

ACC RECORD
FLORIDA STATE RECORD

Dec. 1, 2012	Georgia Tech (ACC Championship)	21-15	#1
No. 13 Noles rebound from 37-26 loss to No. 6 Florida on Nov. 22 to capture their first ACC Championship since 2005. S Karlos Williams fills in at LB for injured starter Nick Moody and makes a game-high 11 tackles in addition to a game-sealing interception in the fourth quarter.			
Jan. 1, 2013	No. 16 Northern Illinois (Orange Bowl)	31-10	#2
No. 13 FSU captures its first BCS bowl victory since 2000 by shutting down No. 16 Northern Illinois and its star QB Jordan Lynch, outgaining the Huskies, 534 to 259.			
Sept. 2, 2013	at Pittsburgh	41-13	#3
Jameis Winston debuts for No. 11 FSU and completes 25-of-27 passes for 356 yards and four touchdowns, setting the Florida State single-game completion percentage record (92.6).			
Sept. 14, 2013	Nevada	62-7	#4
No. 10 FSU trailed 7-3 until the end of the second quarter before scoring 59 consecutive points to end the game. Karlos Williams debuts at RB and scores a 65-yard TD on his first-ever carry.			
Sept. 21, 2013	Bethune-Cookman	54-6	#5
The 8th-ranked Seminoles jumped out to a 40-0 lead by totaling 492 yards of total offense, including 266 yards rushing, to move to 3-0.			
Sept. 28, 2013	at Boston College	48-34	#6
The Eagles gave No. 8 Florida State its first taste of adversity during the 2013 season, jumping out to a 17-3 lead in the second quarter before FSU stormed back to take the lead at halftime when Winston found Kenny Shaw for a 55-yard hail mary TD as time expired in the first half.			
Oct. 5, 2013	No. 25 Maryland	63-0	#7
No. 8 Florida State destroyed No. 25 Maryland, tying the mark for most lopsided victory against a Top 25 opponent in college football history.			
Oct. 19, 2013	No. 3 Clemson	51-14	#8
Winston passed for 444 yards and three scores, while adding a rushing TD, as FSU scored the most points ever in Death Valley and vaulted itself to the No. 2 position in the first BCS rankings. DB Lamarus Joyner set the tone by forcing a fumble on the game's first play. He finished with three turnovers forced in the first half as FSU shut down defending ACC Player of the Year Tajah Boyd (17-37-2, 157 yards).			
Oct. 26, 2013	NC State	49-17	#9
No. 3 Florida State moved to 7-0 for the first time since 1999 as Bobby Bowden returned to Doak Campbell Stadium for the first time since his 2009 retirement. FSU scored 35 points in the first quarter to tie a school record.			
Nov. 2, 2013	No. 7 Miami	41-14	#10
No. 3 Florida State ran away from an undefeated Miami team in front of a stadium record crowd of 84,409 behind Miami native Devonta Freeman's 176 all-purpose yards and three TDs.			
Nov. 9, 2013	at Wake Forest	59-3	#11
No. 3 FSU tied a school record in the blowout win with six interceptions, while holding the Demon Deacons to just 166 yards of total offense.			
Nov. 16, 2013	Syracuse	59-3	#12
Winston completed 19-of-21 passes (90.5 percent) as No. 2 FSU improved to 10-0 for the first time since 1999. Backup QB Sean Maguire tossed his first career TD pass in the third quarter to Nick O'Leary.			
Nov. 23, 2013	Idaho	80-14	#13
No. 2 Florida State scored a school-record 80 points, setting the ACC single season records for points (607) and touchdowns (80) in the process. FSU finished with a season-best 645 yards of total offense.			
Nov. 30, 2013	at Florida	37-7	#14
WR Kelvin Benjamin had a game for the ages, totaling 212 yards and three touchdowns on nine receptions against the rival Gators in Gainesville. Winston became the first QB to throw for 300 yards against Florida in over three years and FSU's 30-point victory was its largest ever in Gainesville.			
Dec. 7, 2013	No. 2 Duke (ACC Championship)	45-7	#15
Winston captured ACC Championship Game MVP honors for the No. 1-ranked Seminoles after throwing for 330 yards and three touchdowns. NG Timmy Jernigan had 10 tackles and led a defense that held the Blue Devils scoreless until the final minute.			
Jan. 6, 2014	No. 2 Auburn (BCS Championship)	34-31	#16
No. 1 Florida State captured its third national championship in school history by completing the largest comeback in the 16-year history of the BCS title game. The Seminoles rallied from 18 points down after trailing 21-3 with 5:01 remaining in the second quarter. Kermit Whitfield's 100-yard kick return TD put FSU in front 27-24 with 4:31 left in the game before Auburn's Tre Mason answered back with a 37-yard TD run to put the Tigers back in front 31-27. Winston completed 6-of-7 passes on the game-winning 80-yard drive, finding Rashad Greene for a 49 yard gain and Benjamin for the two-yard game-winning TD with 13 seconds left on the clock.			
Aug. 30, 2014	Oklahoma State (Cowboys Classic)	37-31	#17
Greene catches 11 passes for a career-best 203 yards and hauls in a 50-yard touchdown that puts the game out of reach for No. 1 FSU in the season opener. The Noles tie the school record for most consecutive wins (Previous mark: Aug. 28, 1999 to Oct. 7, 2000).			
Sept. 6, 2014	The Citadel	37-12	#18
FSU scores touchdowns on all four of its first-half possessions and holds the triple-option-running Bulldogs scoreless until the fourth quarter.			
Sept. 20, 2014	No. 22 Clemson	23-17 (OT)	#19
No. 1 FSU fights back from a fourth quarter deficit to beat the Tigers. Down 17-10 in the fourth quarter, starter Sean Maguire found Rashad Greene for a 74-yard touchdown that tied the game with 5:04 left in regulation. After the Tigers were in field goal range with 1:36 left in the game, defensive tackle Eddie Goldman forced a Clemson fumble that the Noles recovered. In overtime, FSU stopped the Tigers on 4th-and-1, and Karlos Williams scored the game-winning TD two plays later.			
Sept. 27, 2014	NC State	56-41	#20
The Seminoles trailed 24-7 in the first quarter but fought back to win 56-41 behind four passing touchdowns from Jameis Winston and three rushing scores by Karlos Williams. Freshman defensive end Lorenzo Featherston's sack and forced fumble of NC State QB Jacoby Brissett led to the Seminoles' first lead in the third quarter.			
Oct. 4, 2014	Wake Forest	43-3	#21
No. 1 FSU scored 43 unanswered points and the Seminoles' defense allowed just 126 yards of total offense to the Demon Deacons. Kicker Roberto Aguayo tied a school record with five field goals, including a 52-yarder, while defensive ends Mario Edwards Jr. and Lorenzo Featherston combined to tally 5.5 tackles for loss.			
Oct. 11, 2014	Syracuse	38-20	#22
Jameis Winston completed a career-high 30 passes on 36 attempts for 317 yards and three touchdowns. Dalvin Cook rushed for 122 yards.			
Oct. 18, 2014	No. 5 Notre Dame	31-27	#23
The Seminoles came back from a 17-10 deficit as Jameis Winston completed 15-of-16 passes for 181 yards and a touchdown in a near-flawless second half.			
Oct. 30, 2014	No. 25 Louisville	42-31	#24
Florida State overcame a 21-0 first-half deficit to defeat Louisville, who entered the game with the nation's No. 1 defense. FSU piled up 574 yards of total offense and outscored the Cardinals 35-10 in the second half as true freshmen accounted for four touchdowns for the first time in Noles' history, while Jameis Winston tossed for a season-high 401 yards.			
Nov. 8, 2014	Virginia	34-20	#25
Rashad Greene caught a career-high 13 passes for 136 yards as FSU became the first school in over a decade to win 25 consecutive games.			
Nov. 15, 2014	Miami	30-26	#26
Dalvin Cook had seven rushes for 92 yards and the game-winning touchdown, while defensive back Jalen Ramsey had a forced fumble, blocked extra point and the clinching interception with :39 left to seal the victory as the Noles overcame a 23-7 first-half deficit.			
Nov. 22, 2014	Boston College	20-17	#27
Rashad Greene broke Ron Sellers' all-time receiving yards record and Roberto Aguayo hit a 26-yard field goal with :03 left to secure the win for the Noles.			
Nov. 29, 2014	Florida	24-19	#28
FSU used a 94-yard pick-6 from Terrance Smith to fight back from an early 9-0 hole to beat the Gators for the fourth time in five tries under Jimbo Fisher.			
Dec. 6, 2014	No. 11 Georgia Tech (ACC Championship)	37-35	#29
True freshman Dalvin Cook rushed for a career-high 177 yards on 31 carries to earn Most Valuable Player honors as Florida State earned its 15th ACC Championship.			

DURING THE STREAK...

- Florida State has scored **96 MORE TOUCHDOWNS** than its opponents, totaling 155 TDs while allowing only 59.
- FSU's pass defense has been absolutely dominant, allowing opponents to complete just **52.5 percent of their pass attempts**.
- The Noles have averaged **475.2 yards** of total offense, while allowing just **324.8 yards**.
- FSU has averaged **301.6 passing yards** and **173.6 rushing yards**.
- The Noles have outscored opponents by **25.3 points per game** to the tune of **42.3 ppg** to **17.0 ppg**.
- Karlos Williams has played three positions** (RB, S and LB), including a start at LB in the game that started the streak - the 2012 ACC Championship Game (11 tackles, 1 INT). Williams is now the starting RB after beginning his career at S.
- 11** times a Nole has rushed for 100 yards in a game: RB Devonta Freeman (3), RB Karlos Williams (3), RB Dalvin Cook (4), FB Lonnie Pryor (1).
- 19** times a Nole has gained 100 receiving yards in a game: WR Rashad Greene (13), WR Kelvin Benjamin (3), Nick O'Leary (1), Kenny Shaw (1), Jesus Wilson (1).
- 13** times Jameis Winston has passed for 300 yards in a game
- 16** current NFL players played in the Streak.
- 18** Seminoles who played in the Streak have been drafted.
- 10** First Team All-Americans have played in the Streak.
- 29** different Noles have captured All-ACC honors during the Streak.
- 35** Different Noles have scored a TD during the Streak.
- 3** Players have started every game during the streak: LT/C Cameron Erving, LG Josue Matias, P Cason Beatty

STAT COMPARISON DURING THE STREAK

	FSU	OPP.
TOTAL OFFENSE AVERAGE/G	13780 475.2	9418 324.8
PASSING OFFENSE AVERAGE/G	8746 301.6	5324 183.6
C-A-INT COMP. %	632-969-33 65.2%	464-883-42 52.5%
RUSHING OFFENSE AVERAGE/G	5034 173.6	4094 141.2
ATT-YPA	991-5.1	1148-3.6
POINTS AVERAGE/G	1227 42.3	494 17.0
TOUCHDOWNS RUSHING TD	155 74	59 24
PASSING TD	68	35
DEFENSE/ST TD	13	0
R-Z SCORES - %	127-134 94.8%	63-83 75.9%
R-Z TDS - %	96-134 71.6%	43-83 51.8%

FLORIDA STATE FOOTBALL NOTIN' THE OPPONENT: OREGON

SUPER MARIOTA

- Junior quarterback and 2014 Heisman Trophy winner Marcus Mariota has passed for a touchdown in 39 straight games – every game of his career.
- He has 10 games this season of scoring four or more touchdowns – most in the FBS.
- His 4,442 yards of total offense is an Oregon single-season record.

NOT RUNNING LIKE A FRESHMAN

- Freshman running back Royce Freeman has 1,299 rushing yards which is second-most by a freshman in Pac-12 history.
- Freeman has six 100-yard rushing games this season to go along with 16 rushing touchdowns.

NELSON TO THE HOUSE

- Freshman wide receiver Charles Nelson has returned two punts back for touchdowns.
- Returned a punt 50 yards for a TD the first time he touched the football against South Dakota.

DARGAN DEFENSE

- Redshirt senior defensive back Erick Dargan has a team-leading six interceptions this season.
- His 12 career picks are tied for ninth in school history.
- Dargan also leads the Ducks in tackles with 82 this season.

MAKERS OF BIG PLAYS

- Oregon has three different receivers that average over 16 yards per reception this season.
- Darren Carrington (17.97), Pharaoh Brown (16.80) and Devon Allen (16.68).

TURNOVER MARGIN

- Mariota has only thrown two interceptions all season and Oregon leads the nation in turnovers lost with eight.
- While the Ducks don't turn the ball over to the other team, their defense has forced 25 turnovers which ranks 25th in the nation. Oregon's +17 in turnover margin ranks third in the country.



2014 SCHEDULE

Date	Opponent	Result
Aug. 30	South Dakota	W, 62-13
Sept. 6	Michigan State	W, 46-27
Sept. 13	Wyoming	W, 48-14
Sept. 20	at Washington State	W, 38-31
Oct. 2	Arizona	L, 24-31
Oct. 11	at UCLA	W, 42-30
Oct. 18	Washington	W, 45-20
Oct. 24	vs. California	W, 59-41
Nov. 1	Stanford	W, 45-16
Nov. 8	at Utah	W, 51-27
Nov. 22	Colorado	W, 44-10
Nov. 29	at Oregon State	W, 47-19
Dec. 5	vs. Arizona	W, 51-13
Jan. 1	vs. Florida State	5:00 PM

TALE OF THE TAPE

FSU	Category	ORE
34.8	Scoring Offense	46.3
23.0	Scoring Defense	22.5
134.8	Rushing Offense	237.3
160.1	Rushing Defense	154.2
299.8	Passing Offense	308.9
218.2	Passing Defense	259.5
434.7	Total Offense	546.2
378.3	Total Defense	413.8

STAT LEADERS COMPARISON

Category	Florida State	Oregon
Touchdowns	K. Williams (11)	Freeman (17)
Passing Tds	Winston (24)	Mariota (38)
Pass. Efficiency	Winston (147.0)	Mariota (186.3)
Rushing Yds	Cook (905)	Freeman (1299)
Receiving Yds	Greene (1306)	Marshall (814)
Receptions	Greene (93)	Marshall (61)
Tackles	Northrup (113)	Dargan (82)
Sacks	Goldman (4.0)	French (6.5)
Interceptions	Five tied (2)	Dargan (6)
Punting Avg.	Beatty (41.6)	Wheeler (39.1)
Punt Ret. Avg.	Greene (10.7)	Nelson (15.5)
KO Ret. Avg.	Whitfield (20.5)	Nelson (20.3)
Kicking	Aguayo (92.6)	Schneider (88.9)

Oregon Quick Hits

- Head Coach: Mark Helfrich (2nd season)
- Record under Helfrich: 23-3
- 2014 Record: 12-1
- 2014 PAC-12 Record: 8-1

• The first native Oregonian to head the university's football program in 71 years, Mark Helfrich was appointed the school's 32nd head football coach on Jan. 20, 2013, following a quartet of seasons as the Ducks' offensive coordinator and quarterbacks coach during the program's most prolific era in school history. Oregon tallied a 46-7 ledger and four BCS bowl appearances from 2009-12. The transition to head coach has been a relatively smooth one. Six of the assistant coaches who played key roles in the program's trio of conference championships in the past five years remain, as do three of the assistants who have called Eugene home for more than two decades. In guiding the Ducks to a first-year mark of 11-2 and a 30-7 Alamo Bowl triumph over Texas, the number of wins equaled three others for the conference record for success by a first-year head coach as well as surpassed his predecessor Chip Kelly's previous Oregon pinnacle for most wins by a rookie head coach.

• The Oregon spread offense is led by redshirt junior quarterback Marcus Mariota. The Ducks offense ranks third in the nation in total offense, averaging 546.2 yards per game. Mariota can do it all with 53 total touchdowns (38 pass, 14 rush, and 1 rec). One of the most impressive stats is that Mariota has 53 total touchdowns and only two interceptions. True freshman running back Royce Freeman heads the Ducks rushing attack which ranks 20th in the nation. Mariota loves to spread the ball around to multiple receivers, but junior Byron Marshall has been the main target with 814 yards on 61 receptions and 5 touchdowns. Oregon averages an impressive 46.3 points per game which ranks third in the country. The Ducks boast one of the best offenses in college football.

• The Ducks defense is sometimes overlooked just because of how dynamic their offense is, but Oregon allows a mere 22.5 points per game to its opponents which ranks 29th in the country. The Ducks defense has forced 25 turnovers this season (11 interceptions, 14 fumbles) and the ability to get the ball back to their offense has been a big key to their success. Oregon has two players who have 10+ tackles for loss this season, junior defensive lineman DeForest Buckner (12.0) and redshirt senior linebacker Tony Washington (10.0). Making plays behind the line of scrimmage and forcing turnovers are the biggest strengths to this Ducks defense.

• The PAC-12 Champions are the second seed in the first ever College Football Playoff with impressive victories against Michigan State, UCLA, Stanford and Arizona.

All-time vs Current Pac-12 Schools

Florida State is facing Oregon for the first time in program history. It also marks just the 11th meeting between the Seminoles and current members of the Pac-12 Conference. FSU boasts an all-time 9-1 record vs. current Pac-12 teams, including nine consecutive victories:

Opponent	W-L
Arizona State	3-1
Colorado	3-0
Southern Cal	2-0
UCLA	1-0

Year	Opponent	Site	Score
1971	lost Arizona State	N	45-38*
1979	def. Arizona State	N	31-3^
1983	def. Arizona State	A	29-26
1984	def. Arizona State	A	52-44
1997	def. USC	A	14-7
1998	def. USC	H	30-10
2003	def. Colorado	H	47-7
2006	def. UCLA	N	44-27#
2007	def. Colorado	A	16-6
2008	def. Colorado	N	39-21%

* - Fiesta Bowl; ^ - Tampa, Fla.; # - Emerald Bowl; % - Jacksonville, Fla.

Note: Colorado was not yet a member of the Pac-12 at the time of meetings.

Team Records Since 2010

Year	Oregon	Florida State
2010	12-1	10-4
2011	13-2	9-4
2012	12-1	12-2
2013	11-2	14-0
2014	12-1	13-0
Total	59-7	58-10

- Florida State is on a 29-game winning streak.
- No one has a better record than FSU's 39-2 since 2012, Oregon is one of the few that comes close. The Ducks are 35-4 over that span, the fourth-best mark in the nation. Fittingly, fellow playoff participants Ohio State (36-3) and Alabama (36-4) rank second and third.
- Oregon's 59 wins since 2010 is the best in the FBS. FSU's 58 wins since 2010 is second-best in the FBS.
- In Oregon's 59 wins since 2010, 52 of those games have been won by more than 14 points.

FLORIDA STATE FOOTBALL

NOTIN' THE COLLEGE FOOTBALL PLAYOFF FIELD

FLORIDA STATE (13-0, 8-0 ACC)

TEAM STATS	NOLES	OPP
Points/Game	34.8	23.0
First Downs	294	265
Rushing/Game	134.8	160.1
Passing/Game	299.8	218.2
Total Offense/Game	434.7	378.3
Had Intercepted	19	13
Fumbles-Lost	16-8	21-11
Penalties-Avg Yds	81-47.7	71-48.8
Net Punt Avg	38.6	37.7
Time of Possession/Game	28:39	31:21
3rd Down Conversions	47%	43%
4th Down Conversions	0/4	6/21

INDIVIDUAL LEADERS

Rushing	Att	Net	Avg	TD	Ypg
Dalvin Cook	155	905	5.8	8	75.4
Karlos Williams	138	609	4.4	10	55.4
PASSING	C-A-I	Pct	Yds	TD	Ypg
Jameis Winston	276-422-17	65.4	3559	24	296.6
RECEIVING	Rec	Yds	Avg	TD	Ypg
Rashad Greene	93	1306	14.0	7	100.5
Nick O'Leary	47	614	13.1	6	47.2
DEFENSE	U-A-TT	TFL	Int	FF-FR	
Reggie Northrup	55-58-114	4.0	1	1-1	
Jalen Ramsey	43-32-75	9.5	2	2-0	
Mario Edwards Jr.	25-19-44	11.0	0	2-0	

OHIO STATE (12-1, 8-0 BIG TEN)

TEAM STATS	BUCKEYES	OPP
Points/Game	45.2	21.2
First Downs	335	242
Rushing/Game	260.8	139.8
Passing/Game	246.8	188.2
Total Offense/Game	507.6	328.0
Had Intercepted	10	21
Fumbles-Lost	19-10	18-8
Penalties-Avg Yds	75-50.5	65-44.2
Net Punt Avg	41.3	35.7
Time of Possession/Game	31:04	28:56
3rd Down Conversions	52%	37%
4th Down Conversions	10/19	8/15

INDIVIDUAL LEADERS

Rushing	Att	Net	Avg	TD	Ypg
Ezekiel Elliott	217	1402	6.5	12	107.8
Curtis Samuel	56	376	6.7	6	28.9
PASSING	C-A-I	Pct	Yds	TD	Ypg
Cardale Jones	22-34-0	64.7	375	5	236.2
RECEIVING	Rec	Yds	Avg	TD	Ypg
Michael Thomas	43	680	15.8	8	52.3
Devin Smith	30	799	26.6	11	61.5
DEFENSE	U-A-TT	TFL	Int	FF-FR	
Joshua Perry	67-46-113	8.5	1	1-0	
Darron Lee	43-23-66	13.5	2	1-2	
Joey Bosa	34-16-50	20.0	0	4-1	

OREGON (12-1, 8-1 PAC-12)

TEAM STATS	DUCKS	OPP
Points/Game	46.3	22.5
First Downs	356	293
Rushing/Game	237.3	154.2
Passing/Game	308.9	259.5
Total Offense/Game	546.2	413.8
Had Intercepted	2	11
Fumbles-Lost	15-6	20-14
Penalties-Avg Yds	107-73.4	80-56.2
Net Punt Avg	36.6	36.6
Time of Possession/Game	27:07	32:53
3rd Down Conversions	51%	42%
4th Down Conversions	16/24	16/34

INDIVIDUAL LEADERS

Rushing	Att	Net	Avg	TD	Ypg
Royce Freeman	230	1299	5.6	16	99.9
Marcus Mariota	117	669	5.7	14	51.5
PASSING	C-A-I	Pct	Yds	TD	Ypg
Marcus Mariota	254-372-2	68.3	3783	38	291.0
RECEIVING	Rec	Yds	Avg	TD	Ypg
Byron Marshall	61	814	13.3	5	62.6
Devon Allen	41	684	16.7	7	52.6
DEFENSE	U-A-TT	TFL	Int	FF-FR	
Erick Dargan	51-31-82	2.5	6	1-1	
Derrick Malone	31-45-76	2.5	0	0-1	
Joe Walker	44-30-74	8.0	0	0-0	

ALABAMA (12-1, 7-1 SEC)

TEAM STATS	TIDE	OPP
Points/Game	37.1	16.6
First Downs	319	211
Rushing/Game	209.5	88.6
Passing/Game	281.0	223.8
Total Offense/Game	490.5	312.4
Had Intercepted	7	10
Fumbles-Lost	18-12	18-8
Penalties-Avg Yds	65-40.5	57-37.8
Net Punt Avg	43.4	37.9
Time of Possession/Game	31:59	27:24
3rd Down Conversions	54%	36%
4th Down Conversions	8/11	7/18

INDIVIDUAL LEADERS

Rushing	Att	Net	Avg	TD	Ypg
T.J. Yeldon	184	932	5.1	10	77.7
Derrick Henry	159	895	5.6	10	68.8
PASSING	C-A-I	Pct	Yds	TD	Ypg
Blake Sims	230-355-7	64.8	3250	26	250.0
RECEIVING	Rec	Yds	Avg	TD	Ypg
Amari Cooper	115	1656	14.4	14	127.4
DeAndrew White	37	439	11.9	4	39.9
DEFENSE	U-A-TT	TFL	Int	FF-FR	
Landon Collins	51-40-91	3.5	3	1-1	
Reggie Ragland	43-45-88	8.5	1	1-3	
Trey DePriest	37-45-82	3.5	0	1-0	

NCAA RANKINGS

	FSU	OU
Scoring Offense	27th	3rd
Rushing Offense	101st	42nd
Passing Offense	14th	11th
Total Offense	40th	3rd
Passing Efficiency	29th	1st
Scoring Defense	30th	29th
Rushing Defense	58th	48th
Passing Defense	50th	100th
Total Defense	51st	81st
Pass Efficiency Defense	55th	51st
Red Zone Offense	6th	42nd
Red Zone Defense	14th	73rd
Net Punting	37th	77th
Punt Returns	29th	14th
Kickoff Returns	91st	63rd
Turnover Margin	82nd	3rd
Penalty Yds/Game	44th	117th
Time of Possession	98th	116th
3rd Down Conversions	20th	6th
3rd Down Defense	95th	84th
4th Down Conversions	125th	12th
4th Down Defense	8th	50th

NCAA RANKINGS

	OSU	UA
Scoring Offense	4th	16th
Rushing Offense	10th	34th
Passing Offense	49th	21st
Total Offense	8th	16th
Passing Efficiency	7th	7th
Scoring Defense	23rd	4th
Rushing Defense	33rd	2nd
Passing Defense	17th	59th
Total Defense	15th	11th
Pass Efficiency Defense	7th	31st
Red Zone Offense	61st	50th
Red Zone Defense	75th	58th
Net Punting	6th	2nd
Punt Returns	18th	38th
Kickoff Returns	20th	52nd
Turnover Margin	19th	66th
Penalty Yds/Game	55th	21st
Time of Possession	38th	19th
3rd Down Conversions	4th	2nd
3rd Down Defense	40th	31st
4th Down Conversions	52nd	8th
4th Down Defense	69th	25th

College Football Playoff Rankings

Rk	Team	Record	Prev
1	Alabama	12-1	1
2	Oregon	12-1	2
3	Florida State	13-0	4
4	Ohio State	12-1	5
5	Baylor	11-1	6
6	TCU	11-1	3
7	Mississippi State	10-2	10
8	Michigan State	10-2	8
9	Ole Miss	9-3	12
10	Arizona	10-3	7
11	Kansas State	9-3	9
12	Georgia Tech	10-3	11
13	Georgia	9-3	14
14	UCLA	9-3	15
15	Arizona State	9-3	17
16	Missouri	10-3	16
17	Clemson	9-3	13
18	Wisconsin	10-3	18
19	Auburn	8-4	19
20	Boise State	11-2	22
21	Louisville	9-3	21
22	Utah	8-4	23
23	LSU	8-4	24
24	USC	8-4	25
25	Minnesota	8-4	NR

Associated Press

Rk	Team	Record	Prev
1	Alabama	12-1	1
2	Florida State	13-0	2
3	Oregon	12-1	3
4	Baylor	11-1	5
5	Ohio State	12-1	6
6	TCU	11-1	4
7	Michigan State	10-2	7
8	Mississippi State	10-2	10
9	Ole Miss	9-3	13
10	Georgia Tech	10-3	12
11	Kansas State	9-3	9
12	Arizona	10-3	8
13	Georgia	9-3	15
14	UCLA	9-3	16
15	Arizona State	9-3	17
16	Missouri	10-3	14
17	Wisconsin	10-3	11
18	Clemson	9-3	18
19	Auburn	8-4	19
20	Louisville	9-3	20
21	Boise State	11-2	22
22	LSU	8-4	23
23	Utah	8-4	24
24	USC	8-4	NR
25	Nebraska	9-3	25

USA Today Coaches

Rk	Team	Record	Prev
1	Alabama	12-1	1
2	Florida State	13-0	2
3	Oregon	12-1	3
4	Ohio State	12-1	6
5	Baylor	11-1	5
6	TCU	11-1	4
7	Michigan State	10-2	7
8	Mississippi State	10-2	10
9	Georgia Tech	10-3	12
10	Kansas State	9-3	9
11	Arizona	10-3	8
12	Ole Miss	9-3	14
13	Georgia	9-3	15
14	Missouri	10-3	13
15	UCLA	9-3	17
16	Arizona State	9-3	18
17	Wisconsin	10-3	11
18	Clemson	9-3	19
19	Auburn	8-4	21
20	Louisville	9-3	20
21	Boise State	11-2	22
22	Nebraska	9-3	23
23	LSU	8-4	24
24	Oklahoma	8-4	16
25	Utah	8-4	NR



**POSTSEASON AWARDS
2014 SEASON IN REVIEW
SEASON STATISTICS**



ALL-AMERICA HONORS POURING IN FOR NOLES

AFCA All-America Team
Roberto Aguayo
Tre' Jackson
Nick O'Leary

Associated Press All-America Team
Roberto Aguayo
Tre' Jackson
Nick O'Leary
Rashad Greene (Second Team)
Jalen Ramsey (Second Team)
Eddie Goldman (Third Team)

CBS Sports All-America Team
Roberto Aguayo
Cameron Erving
Tre' Jackson
Nick O'Leary

FWAA All-America Team
Tre' Jackson
Rashad Greene (Second Team)
Nick O'Leary (Second Team)
Jalen Ramsey (Second Team)
Roberto Aguayo (Second Team)

SBNation.com All-America Team
Roberto Aguayo
Nick O'Leary
Jalen Ramsey

Scout.com All-America Team
Roberto Aguayo
Nick O'Leary
Jalen Ramsey
Tre' Jackson
Rashad Greene (Second Team)
Cameron Erving (Second Team)

Sporting News All-America Team
Roberto Aguayo
Tre' Jackson
Nick O'Leary (Second Team)

Sports Illustrated All-America Team
Roberto Aguayo
Tre' Jackson
Nick O'Leary
Eddie Goldman
Mario Edwards, Jr. (Second Team)
Jalen Ramsey (Second Team)
Jameis Winston (Honorable Mention)
Rashad Greene (Honorable Mention)
Cameron Erving (Honorable Mention)
Josue Matias (Honorable Mention)
P.J. Williams (Honorable Mention)

USA Today All-America Team
Roberto Aguayo
Nick O'Leary
Jalen Ramsey
Tre' Jackson (Second Team)
P.J. Williams (Second Team)

Walter Camp All-America Team
Roberto Aguayo
Tre' Jackson
Nick O'Leary

PK ROBERTO AGUAYO
AFCA All-America Team
Associated Press All-America Team
CBS Sports All-America Team
FWAA All-America Team (Second Team)
SBNation.com All-America Team
Scout.com All-America Team
Sporting News All-America Team
Sports Illustrated All-America Team
USA Today All-America Team
Walter Camp All-America Team

TE NICK O'LEARY
AFCA All-America Team
Associated Press All-America Team
CBS Sports All-America Team
FWAA All-America Team (Second Team)
SBNation.com All-America Team
Scout.com All-America Team
Sporting News All-America Team (Second Team)
Sports Illustrated All-America Team
USA Today All-America Team
Walter Camp All-America Team

OL TRE' JACKSON
AFCA All-America Team
Associated Press All-America Team
CBS Sports All-America Team
FWAA All-America Team
SBNation.com All-America Team
Scout.com All-America Team
Sporting News All-America Team
Sports Illustrated All-America Team
USA Today All-America Team (Second Team)
Walter Camp All-America Team

S JALEN RAMSEY
Associated Press All-America Team (Second Team)
FWAA All-America Team (Second Team)
Scout.com All-America Team
Sporting News All-America (Second Team)
Sports Illustrated All-America Team (Second Team)
USA Today All-America Team

OL CAMERON ERVING
CBS Sports All-America Team
Scout.com All-America Team (Second Team)
Sports Illustrated All-America Team (Honorable Mention)

WR RASHAD GREENE
Associated Press All-America Team (Second Team)
FWAA All-America Team (Second Team)
Scout.com All-America Team (Second Team)
Sports Illustrated All-America Team (Honorable Mention)

DT EDDIE GOLDMAN
Associated Press All-America Team (Third Team)
Sports Illustrated All-America Team

DE MARIO EDWARDS JR.
Sports Illustrated All-America Team (Second Team)

CB P.J. WILLIAMS
Sports Illustrated All-America Team (Honorable Mention)
USA Today All-America Team (Second Team)

QB JAMEIS WINSTON
Sports Illustrated All-America Team (Honorable Mention)

RG JOSUE MATIAS
Sports Illustrated All-America Team (Honorable Mention)

FRESHMAN ALL-AMERICANS

USA TODAY Freshman All-America Team
Roderick Johnson

College Football News All-Freshman Team
Roderick Johnson (Second Team)
Dalvin Cook (HM)
Travis Rudolph (HM)
Lorenzo Featherston (HM)

Athlon Sports All-Freshman Team
Roderick Johnson
Dalvin Cook (Second Team)

Campus Insiders All-Freshman Team
Roderick Johnson (Second Team)
Dalvin Cook (HM)
Travis Rudolph (HM)
Lorenzo Featherston (HM)

Sporting News All-True Freshman Team
Dalvin Cook

17 ALL-ACC HONORS FOR NOLES

- Florida State captured 17 All-ACC honors from the media (ACSMA) for the second straight year on Dec. 1, including a school-record-matching 10 First Team selections. Senior wide receiver Rashad Greene, redshirt senior offensive tackle Cameron Erving, senior right guard Tre' Jackson and redshirt sophomore quarterback Jameis Winston were all repeat First Team selections.
- Greene, Erving, Jackson, senior tight end Nick O'Leary and senior left guard Josue Matias all nabbed All-ACC honors (1st, 2nd, 3rd or honorable mention) for the third straight year.
- The 10 first team selections matched a school record set by the 1994 team which included first team selections: CB Clifton Abraham, DE Derrick Alexander, LB Derrick Brooks, RB Warrick Dunn, CB Corey Fuller, QB Danny Kanell, WR Kez McCorvey, OG Patrick McNeil, C Clay Shiver and OG Lewis Tyre.
- Greene (1st Team WR, HM Specialist) and Erving (1st Team OT, 2nd Team C) both captured honors at two different positions, an especially notable feat for Erving who has played just three games at center. Erving also captured the Jacobs Blocking Trophy for the second straight year, which is awarded to the conference's best blocker and voted on by defensive coordinators and head coaches.
- The third annual Coaches All-ACC awards were announced on Dec. 10, with FSU leading the conference with nine All-ACC First Team selections and 17 All-ACC honors overall.
- Three Noles were unanimous All-ACC First Team selections: QB Jameis Winston, WR Rashad Greene and PK Roberto Aguayo.
- Below are the All-ACC awards for current Seminoles with "M" signifying media team and "C" representing coaches team.

SEMINOLES ON ALL-ACC TEAMS

WR Rashad Greene
2014 1st Team (M/C), 3rd Team Specialist (C) HM
Specialist (M)
2013 1st Team (M/C)
2012 Honorable Mention (M/C)

K Roberto Aguayo
2014 1st Team (M/C)
2013 1st Team (C), 2nd Team (M)

LB Terrance Smith
2014 2nd Team (M/C)
2013 Honorable Mention (M)

TE Nick O'Leary
2014 1st Team (M/C)
2013 2nd Team (M/C)
2012 Honorable Mention (M/C)

DE Mario Edwards, Jr.
2014 1st Team (M/C)
2013 3rd Team (M/C)
DT Eddie Goldman
2014 1st Team (M/C)

OT Bobby Hart
2014 3rd Team (M/C)
2013 Honorable Mention (M/C)

OT Cameron Erving
2014 1st Team (M/C), 2nd Team Center (M), 3rd Team Center (C)
2013 1st Team (M/C)
2012 Honorable Mention (M/C)

CB P.J. Williams
2014 1st Team (M), 2nd Team (C)
2013 Honorable Mention (M)

LB Reggie Northrup
2014 3rd Team (M/C)

OG Tre' Jackson
2014 1st Team (M/C)
2013 1st Team (M/C)
2012 2nd Team (M/C)

S Jalen Ramsey
2014 1st Team (M/C)

OG Josue Matius
2014 2nd Team (M), 3rd Team (C)
2013 2nd Team (C), 3rd Team (M)
2012 Honorable Mention (M/C)

QB Jameis Winston
2014 1st Team (M/C)
2013 1st Team (M/C)

RB Dalvin Cook
2014 2nd Team (M), 3rd Team (C)

PRESEASON WATCH LISTS

BEDNARIK AWARD

(Presented to the college defensive player of the year by the Maxwell Football Club)

- Mario Edwards Jr.
- P.J. Williams

BILETNIKOFF AWARD

(Presented to the nation's most outstanding receiver by Tallahassee Quarterback Club Foundation)

- Rashad Greene (Semifinalist)

BRONKO NAGURSKI TROPHY

(Presented to the nation's most outstanding defensive player by the Charlotte Touchdown Club)

- Mario Edwards Jr.
- P.J. Williams

BUTKUS AWARD

(Presented to the nation's most outstanding linebacker by the Butkus Foundation)

- Terrance Smith

DAVEY O'BRIEN AWARD

(Presented to the nation's best college quarterback by the Davey O'Brien Foundation)

- Jameis Winston (Semifinalist)

JIM THORPE AWARD

(Presented to the nation's best defensive back by the Jim Thorpe Association)

- Jalen Ramsey
- P.J. Williams (Semifinalist)

LOU GROZA AWARD

(Presented to the nation's most outstanding kicker by the Palm Beach Sports Commission)

- Roberto Aguayo (Finalist)

MACKAY AWARD

(Presented to the nation's most outstanding tight end by the John Mackey Award Selection Committee)

- Nick O'Leary (Winner)

MAXWELL AWARD

(Presented to the college football player of the year by the Maxwell Football Club)

- Rashad Greene
- Karlos Williams
- Jameis Winsto (Semifinalist)

OUTLAND TROPHY

(Presented to the nation's most outstanding interior lineman by the FWAAs)

- Cameron Erving
- Tre' Jackson (Semifinalist)
- Josue Matias

PAUL HORNUNG AWARD

(Presented to the nation's most versatile player by the Louisville Sports Commission)

- Kermit Whitfield

RIMINGTON TROPHY

(Presented to the nation's most outstanding center by the Rimington Trophy Committee)

- Austin Barron

ROTARY LOMBARDI AWARD

(Presented to the college lineman of the year by Rotary Club of Houston)

- Mario Edwards Jr.
- Cameron Erving
- Tre' Jackson
- Josue Matias

WALTER CAMP AWARD

(Presented to the nation's most outstanding player of the year by the Walter Camp Football Foundation)

- Cameron Erving
- Jameis Winston (Semifinalist)

2014 SEASON HONORS BY PLAYER

DB - Nate Andrews

CFPA Honorable Mention DB of the Week (Sept. 1)

K - Roberto Aguayo - 19

ACC Specialist of the Week (Nov. 17)
CFPA Placekicker of the Week (Nov. 17)
Lou Groza Star of the Week (Nov. 10)
Lou Groza Award Semifinalist
ACC Specialist of the Week (Oct. 6)
Lou Groza Star of the Week (Oct. 6)
CFPA Placekicker of the Week (Oct. 6)
Lou Groza Star of the Week (Sept. 1)
CFPA Honorable Mention Specialist of the Week (Sept. 8)
CFPA Honorable Mention Specialist of the Week (Sept. 1)
Lou Groza Award Watch List

P - Cason Beatty - 38

CFPA HM Punter of the Week (Nov. 10)

OL - Austin Barron - 62

Rimington Trophy Watch List

RB - Dalvin Cook - 4

ACC Rookie of the Week (Nov. 17)
ACC Rookie of the Week (Nov. 3)
Athlon Sports National Freshman of the Week (Nov. 2)
CFPA HM All-Purpose Player of the Week (Nov. 3)

DB - Ronald Darby - 3

Lott Impact Trophy Quarterfinalist
Lott Impact Trophy Watch List

DL - Mario Edwards Jr. - 15

ACC Defensive Lineman of the Week (Nov. 10)
CFPA National D-Lineman of the Week (Nov. 10)
CFPA HM Defensive Lineman of the Week (Oct. 6)
ACC Defensive Lineman of the Week (Sept. 2)
Bednarik Award Watch List
Bronko Nagurski Trophy Watch List
Rotary Lombardi Award Watch List

OL - Cameron Erving - 75

ACC Offensive Lineman of the Week (Nov. 17)
ACC Offensive Lineman of the Week (Nov. 3)
Outland Trophy Watch List
Rotary Lombardi Award Watch List
Walter Camp Award Watch List

WR - Rashad Greene - 80

Biletnikoff Award Semifinalist
ACC Receiver of the Week (Nov. 10)
ACC Receiver of the Week (Sept. 29)
ACC Receiver of the Week (Sept. 22)
ACC Receiver of the Week (Sept. 2)
CFPA HM Receiver of the Week (Sept. 1)
Biletnikoff Award Watch List
Maxwell Award Watch List

DT - Eddie Goldman - 90

ACC Defensive Lineman of the Week (Sept. 22)

OL - Tre' Jackson - 54

Outland Trophy Semifinalist
ACC Offensive Lineman of the Week (Oct. 20)
ACC Offensive Lineman of the Week (Oct. 13)
ACC Offensive Lineman of the Week (Sept. 29)
Outland Trophy Watch List
Rotary Lombardi Award Watch List

OL - Josue Matias - 70

Outland Trophy Watch List
Rotary Lombardi Award Watch List

LB - Reggie Northrup - 5

ACC Linebacker of the Week (Nov. 3)
ACC Linebacker of the Week (Oct. 6)
CFPA HM Linebacker of the Week (Oct. 6)

TE - Nick O'Leary - 35

Mackey Award Winner
CFPA Honorable Mention TE of the Week (Nov. 3)
Mackey Award National TE of the Week (Oct. 15)
CFPA Honorable Mention TE of the Week (Oct. 13)
CFPA Honorable Mention TE of the Week (Sept. 22)
CFPA Honorable Mention TE of the Week (Sept. 8)
Mackey Award Watch List

LB - Jacob Pugh - 16

CFPA HM LB of the Week (Oct. 19)

DB - Jalen Ramsey - 8

Bednarik Natl. Def. Player of the Week (Nov. 20)
ACC Def. Back of the Week (Nov. 17)
CFPA National Def. Player of the Week (Nov. 17)
Athlon National Defensive Player of the Week (Nov. 16)
CFPA HM DB of the Week (Sept. 29)
Jim Thorpe Award Watch List

LB - Terrance Smith - 24

Bednarik Natl. Def. Player of the Week (Oct. 23)
ACC Linebacker of the Week (Oct. 20)
Butkus Award Watch List

WR - Kermit Whitfield - 8

Paul Hornung Award Watch List

RB - Karlos Williams - 9

Maxwell Award Watch List

DB - P.J. Williams - 26

Jim Thorpe Award Semifinalist
Bednarik Award Watch List
Bronko Nagurski Trophy Watch List
Jim Thorpe Award Watch List

QB - Jameis Winston - 5

Walter Camp Award Semifinalist
Davey O'Brien Award Semifinalist
ACC Offensive Back of the Week (Nov. 3)
Maxwell Award Semifinalist
CFPA HM QB of the Week (Oct. 13)
Manning Star of the Week (Oct. 13)
Davey O'Brien Award Watch List
Maxwell Award Watch List
Walter Camp Award Watch List
Manning Award Watch List

PRESEASON ALL-AMERICA TEAMS

K - Roberto Aguayo - 19

Phil Steele - First Team
Athlon Sports - First Team
Sports Illustrated - First Team
Sporting News - First Team
USA Today - First Team
CBS Sports
FOX Sports
ESPN

DB - Ronald Darby - 3

Sporting News - Third Team

DL - Mario Edwards Jr. - 15

Athlon Sports - Third Team

OL - Cameron Erving - 75

Phil Steele - First Team
Athlon Sports - First Team
Sports Illustrated - Second Team
Sporting News - First Team
USA Today - Second Team
FOX Sports

WR - Rashad Greene - 80

Phil Steele - Second Team
Athlon Sports - Second Team
Sporting News - First Team
USA Today - Second Team
FOX Sports

OL - Tre' Jackson - 54

Phil Steele - First Team
Athlon Sports - First Team
Sports Illustrated - First Team
Sporting News - First Team
USA Today - First Team
CBS Sports
ESPN

OL - Josue Matias - 70

Athlon Sports - Second Team

TE - Nick O'Leary - 35

Phil Steele - First Team
Athlon Sports - First Team
Sports Illustrated - First Team
Sporting News - Second Team
USA Today - First Team
CBS Sports
ESPN

DB - Jalen Ramsey - 8

Athlon Sports - First Team
Sports Illustrated - First Team
USA Today - Second Team
FOX Sports

WR - Kermit Whitfield - 8

Phil Steele - First Team
Athlon Sports - Third Team
Sporting News - Second Team

RB - Karlos Williams - 9

Athlon Sports - Fourth Team

DB - P.J. Williams - 26

Phil Steele - Second Team
Athlon Sports - Third Team

QB - Jameis Winston - 5

Phil Steele - Second Team
Athlon Sports - First Team
Sports Illustrated - First Team
Sporting News - Second Team
USA Today - Second Team
CBS Sports

MIDSEASON ALL-AMERICANS

TE - Nick O'Leary - 35

Phil Steele Midseason All-American
ESPN Midseason All-American
Sports Illustrated Midseason All-American
CBSSports.com Midseason All-American
NFL.com Midseason All-American

WR - Rashad Greene - 80

Phil Steele Midseason All-American
ESPN Midseason All-American
Sports Illustrated Midseason All-American (Second Team)

K - Roberto Aguayo - 19

Phil Steele Midseason All-American
ESPN Midseason All-American
Sports Illustrated Midseason All-American
CBSSports.com Midseason All-American
NFL.com Midseason All-American

OL - Tre' Jackson - 54

Phil Steele Midseason All-American (Second Team)
CBSSports.com Midseason All-American
Sports Illustrated Midseason All-American (Second Team)

OL - Josue Matias - 70

Sports Illustrated Midseason All-American
CBSSports.com Midseason All-American (Second Team)

DB - Jalen Ramsey - 8

Phil Steele Midseason All-American (Third Team)

2014 SEASON RECAPS AND BOX SCORES



Game 1, August 30 (1/1) Florida State 37, (RV/RV) Oklahoma St. 31 Dallas, Texas

- Florida State extended its winning streak to 17 games - matching the program record set from Aug. 28, 1999 to Oct. 7, 2000.
- Senior wide receiver Rashad Greene became the sixth FSU player to tally over 200 yards receiving in a game as he caught 11 passes for a career-high 203 yards. He moved from sixth to fourth on the FSU all-time list in receiving yards (2,668), passing Greg Carr and Kez McCorvey.
- Redshirt sophomore quarterback Jameis Winston eclipsed the 300-yard passing mark for the eighth time in his career, finishing with 370 yard on 25-for-40 passing. He sits fifth all-time in FSU history in career 300-yard games. Winston also added his longest run from scrimmage on a 28-yard score in the third quarter.
- Redshirt sophomore running back Mario Pender made the most of his first career carry, toting it 11 yards for a touchdown in the second quarter. He is the first Seminole to score on their first touch since Karlos Williams dashed 65 yards against Nevada in 2013.
- Sophomore safety Nate Andrews scored the first touchdown of the season for Florida State on a 9-yard interception return in the first quarter. The Seminole defense held OSU to just 33 yards in the opening 15 minutes.
- A forced fumble in the fourth quarter by P.J. Williams on OSU quarterback J.W. Walsh was quickly followed by a 50-yard Rashad Greene touchdown catch to extend FSU's lead to 37-24.
- Sophomore safety Jalen Ramsey set a new career high with 12 tackles, including seven solo.

	1	2	3	4	FINAL
Florida State	10	7	10	10	37
Oklahoma State	0	10	7	14	31

SCORING SUMMARY

First Quarter

08:51 FS Aguayo, R. 36 yd field goal, FS 3 - OSU 0
08:37 FS Andrews, N. 9 yd TD INT (KICK by Aguayo, R.), FS 10 - OSU 0

Second Quarter

08:19 FS Pender, M. 11 yd TD RUSH (KICK by Aguayo, R.), FS 17 - OSU 0
03:58 OSU Roland, Desmond 1 yd TD RUSH (KICK by Grogan, Ben), FS 17 - OSU 7
00:00 OSU Grogan, Ben 37 yd field goal, FS 17 - OSU 10

Third Quarter

11:50 FS Aguayo, R. 27 yd field goal, FS 20 - OSU 10
10:45 OSU Glidden, David 55 yd TD PASS from Walsh, J.W. (KICK by Grogan), FS 20 - OSU 17
05:26 FS Winston, J. 28 yd TD RUSH (KICK by Aguayo, R.), FS 27 - OSU 17

Fourth Quarter

11:51 OSU Walsh, J.W. 24 yd TD RUSH (KICK by Grogan, Ben), FS 27 - OSU 24
05:13 FS Aguayo, R. 37 yd field goal FS 30 - OSU 24
03:58 FS Greene, R. 50 yd TD PASS from Winston, J. (KICK by Aguayo, R.), FS 37 - OSU 24
01:55 OSU Walsh, J.W. 3 yd TD RUSH (KICK by Grogan, Ben), FS 37 - OSU 31

TEAM STATISTICS

	FS	OSU
FIRST DOWNS	23	22
RUSHES-YARDS (NET)	31-106	42-161
PASSING YDS (NET)	370	203
Passes Comp-Att-Int	25-40-2	15-28-1
TOTAL OFFENSIVE PLAYS-YARDS	71-476	70-364
Fumble Returns-Yards	1-0	0-0
Punt Returns-Yards	1-2	2-32
Kickoff Returns-Yards	3-44	7-159
Interception Returns-Yards	1-9	2-14
Punts (Number-Avg)	5-35.8	6-40.0
Fumbles-Lost	1-0	2-1
Penalties-Yards	8-71	7-70
Possession Time	33:05	26:55
Third-Down Conversions	4 of 14	8 of 16
Fourth-Down Conversions	0 of 1	0 of 1
Red Zone Scores-Chances	4 of 5	3 of 3
Sacks By: Number-Yards	1-14	2-20
Attendance: 61,521		

RUSHING: Florida State - Williams 23-66; Pender 3-31; Winston 5-9. **Oklahoma State** - Walsh 11-51; Childs 10-47; Hill 8-44; Roland 12-28; TEAM 1-minus 9.

PASSING: Florida State - Winston 25-40-2-370. **Oklahoma State** - Walsh 15-27-1-203.

RECEIVING: Florida State - Greene 11-203; Williams 5-36; Whitfield 3-30; O'Leary 3-28; Green 2-73; Pender 1-0. **Oklahoma State** - Hill 6-62; Glidden 2-74; Sheperd 2-29; Seales 2-26; Washington 1-5; Lacy 1-5; Seaton 1-2.

TACKLES (UA-A): Florida State - Ramsey 7-5; Smith 6-6; Northrup 2-5; Hunter 3-3; Edwards 2-2; Walker 2-2; Lawrence-Stample 3-1; Levenberry 2-1; Darby 0-3; Goldman 2-1; Stevenson 1-1; Williams 2-0; Andrews 1-1; Jackson 0-1; Mitchell 0-1; Hoskins 1-0; Aguayo 1-0; Marshall 0-1; White 1-0; Jackson 1-0. **Oklahoma State** - Sterns 7-1; Jacobs 1-6; Simmons 4-3; Dgbah 4-2; Peterson 4-1; Flowers 4-1; Furman 2-3; Castleman 1-4; Stephens 2-1; Bean 3-0; Lampkin 2-0; Wren 0-2; Clark 0-2; Hautau 1-1; Akem 1-0; Johnson 1-0; Smith 0-1; Taylor 1-0.

Game 2, September 6 (1/1) Florida State 37, The Citadel 12 Tallahassee, Fla.



- With a 37-12 victory over The Citadel, Florida State extended its win streak to a new program record of 18 games.
- Following its win over The Citadel, Florida State has now gone 611 minutes and 49 seconds (6:11.49) without trailing in a regular season game.
- The Seminoles have now scored 30 points or more in 17 consecutive games.
- Sophomore kicker Roberto Aguayo made seven kicks against The Citadel, including four extra points and three field goals. He now has made 59 consecutive kicks, including 44 straight PATS and 15 straight field goals.
- Two Seminoles recorded the first touchdowns of their careers against The Citadel. Sophomore wideout Jesus "Bobo" Wilson scored on a 12-yard pass from Jameis Winston, while freshman tailback Dalvin Cook scampered in on a five-yard rushing TD for the first score of his career.
- Senior tight end Nick O'Leary tied his career high with five catches, posting 51 yards and a touchdown. O'Leary is now just 73 yards away from tying former Seminole Gary Parris (1970-72) for the most receiving yards by an FSU tight end (1,125 yards). O'Leary has 1,052 yards for his career.
- Junior Mike linebacker Reggie Northrup posted the second double-digit tackle performance of his career as he tallied 10 tackles against the Bulldogs.
- Redshirt junior defensive end Derrick Mitchell Jr. recorded a career-high four tackles, twice his previous career high of two against Idaho in 2013.

	1	2	3	4	FINAL
Florida State	14	14	6	3	37
The Citadel	0	0	0	12	12

SCORING SUMMARY

First Quarter

09:48 FS Karlos Williams 1 yd run (Roberto Aguayo kick), FS 7 - CIT 0
03:43 FS Jesus Wilson 12 yd pass from Jameis Winston (Roberto Aguayo kick), FS 14 - CIT 0

Second Quarter

07:28 FS Dalvin Cook 5 yd run (Roberto Aguayo kick), FS 21 - CIT 0
00:29 FS Nick O'Leary 1 yd pass from Jameis Winston (Roberto Aguayo kick), FS 28 - CIT 0

Third Quarter

11:17 FS Roberto Aguayo 22 yd field goal, FS 31 - CIT 0
06:05 FS Roberto Aguayo 27 yd field goal, FS 34 - CIT 0

Fourth Quarter

10:12 CIT Rudder Brown 10 yd pass from Aaron Miller (Austin Jordan kick failed), FS 34 - CIT 6
04:47 FS Roberto Aguayo 24 yd field goal, FS 37 - CIT 6
00:12 CIT D. Scholtz 10 yd pass from Dominique Allen (Alex Grover pass failed), FS 37 - CIT 12

TEAM STATISTICS

	CIT	FS
FIRST DOWNS	21	28
RUSHES-YARDS (NET)	56-250	35-210
PASSING YDS (NET)	72	284
Passes Comp-Att-Int	5-14-0	25-32-0
TOTAL OFFENSIVE PLAYS-YARDS	70	67
Fumble Returns-Yards	0-0	0-0
Punt Returns-Yards	0-0	2-28
Kickoff Returns-Yards	0-0	1-12
Interception Returns-Yards	0-0	0-0
Punts (Number-Avg)	4-47.0	1-40.0
Fumbles-Lost	2-0	1-0
Penalties-Yards	0-0	3-20
Possession Time	33:35	26:25
Third-Down Conversions	11 of 17	4 of 8
Fourth-Down Conversions	0 of 2	0 of 0
Red Zone Scores-Chances	2-2	7-7
Sacks By: Number-Yards	0-0	0-0
Attendance: 81,294		

RUSHING: Florida State - Cook 13-67; Williams 9-66; Pender 7-38; Whitfield 2-33; Vickers 1-3; Winston 2-2; Maguire 1-1. **The Citadel** - Miller 14-61; Stenson 5-45; Renew 15-41; Jackson 5-39; Smith 6-37; A. Miller 7-21; Allen 3-4; Dorogy 1-2.

PASSING: Florida State - Winston 22-27-0-256; Maguire 3-5-0-28. **The Citadel** - A. Miller 3-11-0-46; Allen 2-2-0-26; TEAM 0-1-0-0.

RECEIVING: Florida State - O'Leary 5-51; Greene 4-80; Lane 3-37; Wilson 3-35; Haplea 2-19; Stevenson 2-18; Williams 2-15; Pender 2-13; Harrison 1-9; Whitfield 1-7. **The Citadel** - Scholtz 2-26; Brown 2-22; Glover 1-24.

TACKLES (UA-A): Florida State - Northrup 5-5; Ramsey 4-4; Levenberry 5-2; Casher 1-4; Terr. Smith 0-5; Andrews 2-2; Mitchell Jr. 1-3; Hoskins 1-3; Walker 3-0; Hunter 2-1; Darby 2-1; Nnadi 2-1; Marshall 1-2; Pugh 2-0; Hollin 1-1; Bryant 1-1; Lyons 0-2; Lawrence-Stample 0-2; Leonard 1-0; Shanks 1-0; Featherston 1-0; Christmas 0-1; Brutus 0-1; Edwards Jr. 0-1. **The Citadel** - Willis 6-3; Delaney 5-1; Floyd 4-2; Muhammad 4-1; W. Smith 3-2; C. Smith 2-3; Baxter 2-2; Robinson 1-3; Diggs 1-3; Riley 0-3; Carter 2-0; Richardson 2-0; Massey 2-0; Jeffreys 2-0; Harrell 1-1; Phillips 1-0; Pierce 1-0; Jeter 1-0; C. Miller 1-0; Crochet 0-1; Battle 0-1; Thomas 0-1; Mobley 0-1.

2014 SEASON RECAPS AND BOX SCORES

Game 3, September 20
(1/1) Florida State 23,
(22/24) Clemson 17 (OT)
Tallahassee, Fla.



- No. 1/1 Florida State secured a 23-17 overtime victory over No. 22/24 Clemson on a 12-yard touchdown run by senior running back Karlos Williams on the second play of the Seminoles' drive after FSU stopped Clemson on a 4th-and-1 on its overtime possession.
- Redshirt sophomore quarterback Sean Maguire made his first career start and finished with 304 yards on 21-of-39 passing with one touchdown and two interceptions.
- Senior wide receiver Rashad Greene eclipsed the 100-yard receiving mark for the ninth time in his career with nine receptions for 135 yards, including a game-tying 74-yard scoring grab with 6:04 left in the fourth quarter.
- Senior tight end Nick O'Leary recorded a career-high six receptions for 77 yards. He has totaled 287 yards in his last three games against the Tigers.
- Clemson took a 10-3 lead on a 1-yard touchdown run by D.J. Howard with 5:56 left in the second quarter to end Florida State's streak at 655 minutes and 53 seconds without trailing in a regular season game, dating back to Boston College on Sept. 28, 2013.
- Redshirt junior linebacker Terrance Smith (13) and sophomore defensive back Nate Andrews (8) each set career highs for tackles.
- Redshirt sophomore kicker Roberto Aguayo nailed a 50-yard field goal in the first quarter to give FSU a 3-0 lead - the second-longest kick of his career (53-yd vs Syracuse, 2013). Aguayo has now converted his last 62 kicks (16 FGs and 46 PATs).

	1	2	3	4	OT	FINAL
Florida State	3	0	7	7	6	23
Clemson	0	10	0	7	0	17

SCORING SUMMARY

First Quarter

07:40 FS Roberto Aguayo 50 yd field goal, FS 3 - CU 0

Second Quarter

14:52 CU Ammon Lakip 30 yd field goal, FS 3 - CU 3

05:56 CU D.J. Howard 1 yd run (Ammon Lakip kick), FS 3 - CU 10

Third Quarter

11:05 FS Mario Pender 1 yd run (Roberto Aguayo kick), FS 10 - CU 10

Fourth Quarter

11:44 CU Deshaun Watson 2 yd run (Bradley Pinion kick), FS 10 - CU 17

06:04 FS Rashad Greene 74 yd pass from Sean Maguire (Roberto Aguayo kick), FS 17 - CU 17

Overtime

15:00 FS Karlos Williams 12 yd run, FS 23 - CU 17

TEAM STATISTICS

	CU	FS
FIRST DOWNS	17	17
RUSHES-YARDS (NET)	40-101	27-13
PASSING YDS (NET)	306	304
Passes Comp-Att-Int	22-33-0	21-39-2
TOTAL OFFENSIVE PLAYS-YARDS	73-407	66-317
Fumble Returns-Yards	0-0	1-0
Punt Returns-Yards	1-0	1-28
Kickoff Returns-Yards	2-25	4-65
Interception Returns-Yards	2-28	0-0
Punts (Number-Avg)	7-43.1	8-40.4
Fumbles-Lost	1-1	0-0
Penalties-Yards	3-29	8-41
Possession Time	32:41	27:19
Third-Down Conversions	5 of 16	4 of 15
Fourth-Down Conversions	0 of 1	0 of 0
Red Zone Scores-Chances	3-7	2-2
Sacks By: Number-Yards	5-49	1-4
Attendance: 82,316		

RUSHING: Florida State - Williams 10-45; Pender 8-15; Cook 1-3; Greene 1-(-2); Maguire 6-(-46); **TEAM 1-(-2).**
Clemson - Davidson 12-54; Watson 12-30; Stoudt 4-24; Choice 6-9; Gallman 4-6; Howard 1-1; **TEAM 1-(-23).**

PASSING: Florida State - Maguire 21-39-2-304. **Clemson** - Watson 19-28-0-266; Stoudt 3-5-0-40.

RECEIVING: Florida State - Greene 9-135; O'Leary 6-77; Wilson 4-56; Williams 1-27; Green 1-9. **Clemson** - Choice 4-46; Peake 3-28; Williams 2-72; Hopper 2-52; Scott 2-34; Humphries 2-20; Davidson 2-10; Gallman 2-3; Seckinger 1-19; Leggett 1-12; McCullough 1-10.

TACKLES (UA-A): Florida State - Terr. Smith 7-6; Andrews 7-3; Northrup 1-7; Ramsey 3-4; Casher 4-1; P.J. Williams 4-1; Hunter 3-2; Walker 2-3; Hollin 3-1; Lawrence-Stample 1-2; Edwards 1-2; Goldman 2-0; Stevenson 1-0. **Clemson** - Anthony 5-3; Smith 5-1; Peters 4-2; Steward 2-3; Kearsse 3-1; Beasley 3-0; Crawford 2-1; Alexander 2-0; Jenkins 2-0; Boulware 1-1; Goodson 1-1; Reader 1-1; Lawson 0-2; Wiggins 1-0; Jones 1-0; Williams 1-0; O'Daniel 1-0; Tankersley 1-0; Barnes 0-1; J. Watson 0-1.

Game 4, September 27
(1/1) Florida State 56,
NC State 41
Raleigh, N.C.



- No. 1/1 Florida State scored 35 points in the second half to earn its first win at Carter-Finley since 2008 and extend its nation-leading winning streak to 20 games.
- Senior wide receiver Rashad Greene made 11 catches for 125 yards and a touchdown, extending his streak to 33 consecutive games with a reception.
- Senior running back Karlos Williams set career-highs with 126 yards on the ground and three touchdowns.
- Sophomore wide receiver Jesus Wilson recorded his first 100-yard game with six catches for 109 yards and two touchdowns.
- Several true freshmen were key in Florida State's victory: running back Dalvin Cook had a 19 yard touchdown run and defensive end Lorenzo Featherston had five tackles, 1.5 TFL and caused a key fumble in the third quarter to help FSU take its first lead of the game. Linebacker Jacob Pugh was the one to recover that fumble and added three tackles, 1.0 TFL and also broke up a pass.
- Sophomore defensive back Jalen Ramsey recorded nine tackles, 1.0 sacks, 1.5 TFLs and forced one fumble.

	1	2	3	4	FINAL
Florida State	7	14	21	14	56
NC State	24	0	14	3	41

SCORING SUMMARY

First Quarter

14:42 ST Bo Hines 54 yd pass from Jacoby Brissett (Niklas Sade kick), FS 0 - ST 7

12:03 FS Jesus Wilson 32 yd pass from Jameis Winston (Roberto Aguayo kick), FS 7 - ST 7

06:05 ST Shadrach Thornton 3 yd run (Niklas Sade kick), FS 7 - ST 14

05:16 ST Niklas Sade 37 yd field goal, FS 7 - ST 17

02:06 ST Johnathan Alston 8 yd pass from Jacoby Brissett (Niklas Sade kick), FS 7 - ST 24

Second Quarter

13:51 FS Karlos Williams 4 yd run (Roberto Aguayo kick), FS 14 - ST 24

11:58 FS Christian Green 22 yd pass (Roberto Aguayo kick), FS 21 - ST 24

Third Quarter

12:40 ST Matt Dayes 10 yd pass from Jacoby Brissett (Niklas Sade kick), FS 21 - ST 31

08:14 FS Dalvin Cook 19 yd run (Roberto Aguayo kick), FS 28 - ST 31

06:37 ST Shadrach Thornton 10 yd run (Niklas Sade kick), FS 28 - ST 38

05:06 FS Jesus Wilson 15 yd pass from Jameis Winston (Roberto Aguayo kick), FS 35 - ST 38

03:24 FS Rashad Greene 4 yd pass from Jameis Winston (Roberto Aguayo kick), FS 42 - ST 38

Fourth Quarter

12:23 FS Karlos Williams 1 yd run (Roberto Aguayo kick), FS 49 - ST 38

06:08 ST Niklas Sade 25 yd field goal, FS 49 - ST 41

02:07 FS Karlos Williams 12 yd run (Roberto Aguayo kick), FS 56 - ST 41

TEAM STATISTICS

	FS	ST
FIRST DOWNS	28	29
RUSHES-YARDS (NET)	33-166	37-161
PASSING YDS (NET)	365	359
Passes Comp-Att-Int	26-38-2	32-50-0
TOTAL OFFENSIVE PLAYS-YARDS	71-531	87-520
Fumble Returns-Yards	0-0	0-0
Punt Returns-Yards	2-18	1-6
Kickoff Returns-Yards	5-101	7-90
Interception Returns-Yards	0-0	2-19
Punts (Number-Avg)	3-39.7	5-47.6
Fumbles-Lost	2-2	3-2
Penalties-Yards	10-73	7-68
Possession Time	27:33	32:27
Third-Down Conversions	8 of 11	7 of 16
Fourth-Down Conversions	0 of 0	1 of 2
Red Zone Scores-Chances	6-6	6-7
Sacks By: Number-Yards	4-38	3-26
Attendance: 57,583		

RUSHING: Florida State - Williams 21-126; Cook 6-45; Winston 5-(-3); **TEAM 1-(-2).** **NC State** - Thornton 18-85; Brissett 13-38; Samuels 2-30; Underwood 1-5; Dayes 3-3.

PASSING: Florida State - Winston 26-38-2-365. **NC State** - Brissett 32-48-0-359; Hines 0-1-0-0; Leatham 0-1-0-0.

RECEIVING: Florida State - Greene 11-125; Wilson 6-109; Williams 3-29; Green C. 2-31; Whitfield 2-26; Rudolph 1-40; Cook 1-5. **NC State** - Hines 8-103; Thornton 7-60; Alston 5-54; Grinnage 4-87; Dayes 4-35; Valdes-Scantling 3-13; Purvis 1-7.

TACKLES (UA-A): Florida State - Terr. Smith 4-7; Hunter 8-2; Northrup 5-5; Ramsey 5-5; Goldman 2-5; P.J. Williams 3-3; Andrews 3-3; Hollin 2-4; Darby 2-3; Featherston 1-4; Walker 2-2; Pugh 2-1; Brutus 1-1; Casher 1-1; Levenberry 0-2; O'Leary 1-0; Haggins 1-0; Kelly 1-0; Cook 0-1; Nnadi 0-1. **NC State** - H. Jones 5-5; J. Jones 5-2; Noel 1-6; Wright 4-2; Buckley 3-2; Tocho 3-2; Moore 2-3; Burris 3-1; Fernandez 1-3; Rose 1-3; Nelson 0-4; McGill 2-1; Davis 2-0; Norman 1-1; Teal 1-1; Baumann 1-0; Pratt 1-0; Pittman 1-0; Boone 0-1; Means 0-1.

2014 SEASON RECAPS AND BOX SCORES

Game 5, October 4
(1/2) Florida State 43,
Wake Forest 3
Tallahassee, Fla.



- No. 1/2 Florida State won its 21st consecutive game, and 15th-straight against ACC Atlantic Division opponents with a 43-3 victory over Wake Forest. The Demon Deacons have not scored a touchdown in Tallahassee since 2006 covering a span of four games.
- Head coach Jimbo Fisher earned the 50th victory of his career and is the 10th coach in major college football to reach the 50-win mark in his first five seasons.
- Redshirt sophomore place kicker Roberto Aguayo tied a school record with five field goals made, becoming just the fourth Nole to reach that mark. He joins Gary Cismesia (twice), Sebastian Janikowski and Bill Capece. Aguayo has now made 21 consecutive field goals - an FSU record.
- Quarterback Jameis Winston extended his streak of games with a TD pass to 18.
- Junior linebacker Reggie Northrup led the team with eight tackles, a pass break-up and a quarter-back hurry. He also forced a fumble in the third quarter, recovered it and returned it 31 yards for a touchdown to extend Florida State's lead to 30-3.
- Freshman defensive end Lorenzo Featherston made the most of his first career start, registering seven tackles, 2.5 tackles for loss along with a fumble recovery.
- Florida State's defense was dominant early on, limiting Wake Forest to negative 11 total yards on 12 offensive plays in the second quarter and only 27 total yards in the first half.

	1	2	3	4	FINAL
Florida State	0	13	17	13	43
Wake Forest	3	0	0	0	3

SCORING SUMMARY

First Quarter

01:20 WF Mike Weaver 36 yd field goal, WF 3 - FS 0

Second Quarter

11:46 FS Roberto Aguayo 43 yd field goal, WF 3 - FS 3

01:03 FS Jameis Winston 2 yd run (Roberto Aguayo kick), WF 3 - FS 10

00:03 FS Roberto Aguayo 40 yd field goal, WF 3 - FS 13

Third Quarter

12:08 FS Roberto Aguayo 52 yd field goal, WF 3 - FS 16

05:10 FS Mario Pender 3 yd run (Roberto Aguayo kick), WF 3 - FS 23

04:55 FS Reggie Northrup 31 yd fumble recovery (Roberto Aguayo kick), WF 3 - FS 30

Fourth Quarter

13:22 FS Roberto Aguayo 42 yd field goal, WF 3 - FS 33

09:10 FS Travis Rudolph 59 yd pass from Jameis Winston (Roberto Aguayo kick), WF 3 - FS 40

04:53 FS Roberto Aguayo 32 yd field goal, WF 3 - FS 43

TEAM STATISTICS

	FS	WF
FIRST DOWNS	23	10
RUSHES-YARDS (NET)	33-171	39-40
PASSING YDS (NET)	304	86
Passes Att-Comp-Int	41-24-1	22-13-1
TOTAL OFFENSE PLAYS-YARDS	74-475	61-126
Fumble Returns-Yards	1-31	0-0
Punt Returns-Yards	2-32	1-10
Kickoff Returns-Yards	2-54	6-115
Interception Returns-Yards	1-14	1-26
Punts (Number-Avg)	2-38.5	9-43.9
Fumbles-Lost	1-1	3-2
Penalties-Yards	5-48	7-62
Possession Time	28:23	31:37
Third-Down Conversions	10 of 18	4 of 16
Fourth-Down Conversions	0 of 0	0 of 0
Red-Zone Scores-Chance	4-4	1-2
Sacks By: Number-Yards	1-9	3-12
Attendance: 82,327		

RUSHING: Florida State - Pender 5-70; Williams 10-48; Winston 8-36; Green 4-24; Cook 4-13; Maguire 1-minus 4; **TEAM** 1-minus 16. **Wake Forest** - Wortham 12-68; Reynolds 8-3; Crump 1-2; Cameron 2-2; Garside 1-0; Scott 1-minus 5; Robinson 9-minus 8; Wolford 5-minus 22.

PASSING: Florida State - Winston 23-39-1-297; Maguire 1-2-0-7. **Wake Forest** - Wolford 9-15-1-58; Cameron 4-7-0-28.

RECEIVING: Florida State - Rudolph 4-66; Wilson 4-40; Greene 3-33; Lane 2-70; O'Leary 2-22; Pender 2-14; Haggins 1-18; Cook 1-14; Whitfield 1-9; Green 1-7; Izzo 1-7; Williams 1-4; Stevenson 1-0. **Wake Forest** - Scott 4-28; Terry 3-27; Serigne 3-17; Williams 1-9; Robinson 1-5; Crump 1-0.

TACKLES (UA-A): Florida State - Northrup 2-6; Featherston 3-4; Andrews 2-4; Hunter 4-1; Edwards Jr. 3-2; Ramsey 3-2; Hollin 2-3; Williams 3-1; Nnadi 2-2; Goldman 1-2; Levenberry 1-2; Hoskins 0-3; Vickers 2-0; Smith 2-0; White 1-1; Eligwe 0-2; Darby 1-0; Aguayo 1-0; Barron 1-0; Pugh 0-1; Shanks 0-1; Newberry 0-1; Cook 0-1; Green 0-1; Casher 0-1; Brutus 0-1. **Wake Forest** - Williams 10-0; Lee 4-3; Chubb 4-2; Janvion 3-3; Allen 4-1; Brown 4-0; Ejirofor 4-0; Wooding Jr. 3-1; Floyd 2-0; Okonye 1-0; Johnson 1-0; Watson 1-0; Williams 1-0; Banks 1-0; Terry 1-0; Lewinson 0-1; Dawson 0-1; Rodney 0-1; Noel 0-1.

Game 6, October 11
(1/1) Florida State 38,
Syracuse 20
Syracuse, N.Y.



- No. 1 Florida State won its 22nd straight game and improved to 6-0 on the season.
- Senior wide receiver Rashad Greene became Florida State's all-time pass catch leader with 215 career receptions on a catch in the third quarter, passing Ron Sellers (1966-68). He finished with 107 yards on six catches and now has 11 100-yard receiving games in his career, tied for fourth all-time with Barry Smith.
- Senior tight end Nick O'Leary became FSU's all-time reception leader for tight ends and now has 90 catches in his four-year career.
- Redshirt sophomore Jameis Winston tossed three touchdown passes to move past Charlie Ward for fifth all-time in TD passes. He has thrown 51 touchdown passes in 19 career games for Florida State.
- Freshman running back Dalvin Cook became the second Seminole tailback to rush for 100 yards this season with his 23-carry, 122-yard performance on Saturday to set a career high.
- The defensive stand inside the 10 on fourth down in the final minutes of the first half marked the seventh time the FSU defense has stopped an opponent on eight fourth down conversion attempts this season.
- Florida State intercepted three passes (Jalen Ramsey, Tyler Hunter and Nate Andrews) and have forced at least one turnover in 24 of its last 25 games.
- Senior Terrance Smith led the team with eight tackles.

	1	2	3	4	FINAL
Florida State	10	14	7	7	38
Syracuse	0	6	7	7	20

SCORING SUMMARY

First Quarter

11:10 FS Mario Pender 12 yd run (Roberto Aguayo kick), FS 7 - SU 0

01:23 FS Roberto Aguayo 34 yd field goal, FS 10 - SU 0

Second Quarter

12:52 SU Cole Murphy 21 yd field goal, FS 10 - SU 3

10:37 FS Mario Pender 4 yd pass from Jameis Winston (Roberto Aguayo kick), FS 17 - SU 3

07:18 SU Cole Murphy 32 yd field goal, FS 17 - SU 6

04:38 FS Nick O'Leary 21 yd pass from Jameis Winston (Roberto Aguayo kick), FS 24 - SU 6

Third Quarter

08:38 FS Jesus Wilson 7 yd pass from Jameis Winston (Roberto Aguayo kick), FS 31 - SU 6

06:21 SU Steve Ishmael 22 yd pass from AJ Long (Cole Murphy kick), FS 31 - SU 13

Fourth Quarter

13:45 FS Dalvin Cook 7 yd run (Roberto Aguayo kick), FS 38 - SU 13

10:37 SU Steve Ishmael 35 yd pass from AJ Long (Cole Murphy kick), FS 38 - SU 20

TEAM STATISTICS

	FS	SU
FIRST DOWNS	29	20
RUSHES-YARDS (NET)	36-165	31-156
PASSING YDS (NET)	317	256
Passes Att-Comp-Int	36-30-0	36-21-3
TOTAL OFFENSE PLAYS-YARDS	72-482	67-412
Fumble Returns-Yards	0-0	0-0
Punt Returns-Yards	2-5	0-0
Kickoff Returns-Yards	2-36	4-85
Interception Returns-Yards	3-27	0-0
Punts (Number-Avg)	2-46.0	3-48.3
Fumbles-Lost	3-2	0-0
Penalties-Yards	6-36	7-64
Possession Time	36:27	23:33
Third-Down Conversions	6 of 10	7 of 14
Fourth-Down Conversions	0 of 0	0 of 1
Red-Zone Scores-Chances	5-5	2-4
Sacks By: Number-Yards	1-1	1-3
Attendance: 43,295		

RUSHING: Florida State - Cook 23-122; Pender 9-46; Winston 4-minus 3. **Syracuse** - Gullett 16-80; Ameen-Moore 7-29; Phillips 2-22; Long 3-20; Morris 2-6; Wilson 1-minus 1.

PASSING: Florida State - Winston 30-36-0-317. **Syracuse** - Long 16-27-2-167; Wilson 5-9-1-89.

RECEIVING: Florida State - O'Leary 8-97; Greene 6-107; Rudolph 6-46; Wilson 4-22; Pender 3-15; Cook 2-17; Whitfield 1-13. **Syracuse** - Gullett 7-25; Ishmael 3-93; West 3-59; Flemming 3-34; Avant 2-13; Lewis 1-15; Phillips 1-9; Ameen-Moore 1-8.

TACKLES (UA-A): Florida State - Smith 8-0; Northrup 7-0; Andrews 6-0; Goldman 4-1; Williams 3-1; Edwards Jr. 3-0; Ramsey 2-1; Levenberry 2-0; Featherston 2-0; Darby 1-1; Walker 1-0; Hollin 1-0; Aguayo 1-0; Hunter 1-0; Newberry 1-0; Smith 1-0. **Syracuse** - Lynch 7-2; Eskridge 6-2; Whigham 4-2; Reddish 3-3; Hodge 4-1; Kelly 4-1; Kirkland 4-0; Robinson 3-1; Sloan 3-0; Desir 2-1; Thompson 1-2; Flemming 2-0; Winfield 2-0; Welsh 2-0; Raymon 2-0; Franklin 1-1; Williams 1-0; Simmons 1-0; Rodgers 1-0; Morris 1-0.

2014 SEASON RECAPS AND BOX SCORES

Game 7, October 18
(2/2) Florida State 31,
(5/5) Notre Dame 27
 Tallahassee, Fla.



- No. 2 Florida State extended its winning streak to 23 games with an exciting 31-27 victory over No. 5 Notre Dame in a matchup of two top 5 teams. The Seminoles are now 11-5 against AP Top 25 teams under head coach Jimbo Fisher.
- Redshirt quarterback Jameis Winston was 23-for-31 with 273 yards and two touchdowns to move into a tie for fourth place with Gary Huff (1970-72) with 53 career TD passes.
- Winston recorded a stretch in the third and fourth quarters where he completed a career-best 13 consecutive passes, eclipsing his previous best mark of 11 straight completions in his first-ever game at Pitt in 2013.
- Freshman linebacker Jacob Pugh collected two interceptions, marking the first time a Seminole registered two picks since Nate Andrews at Wake Forest in 2013. Pugh's final INT in the back of the end zone with six seconds remaining in the fourth quarter sealed the Florida State victory.
- Senior running back Karlos Williams scored two rushing touchdowns against Notre Dame - a 2-yard score in the third quarter and a 1-yard TD in the fourth quarter. Williams has scored multiple touchdowns five different times and his 18 career rushing touchdowns tie him with Lonnie Pryor (2009-12) for 12th in school history.
- Senior wide receiver Rashad Greene posted his 12th career 100-yard performance, and fifth versus an AP Top 25 opponent, with eight catches for 108 yards and a touchdown.

	1	2	3	4	FINAL
Notre Dame	7	10	7	3	27
Florida State	7	3	14	7	31

SCORING SUMMARY

First Quarter

02:10 ND ROBINSON, C. 1 yd pass from GOLSON (BRINDZA kick), ND 7 - FS 0
 00:19 FS Travis Rudolph 11 yd pass from Jameis Winston (Roberto Aguayo kick), ND 7 - FS 7

Second Quarter

12:00 ND ROBINSON, C. 9 yd pass from GOLSON (BRINDZA kick), ND 14 - FS 7
 04:46 FS Roberto Aguayo 28 yd field goal, ND 14 - FS 10
 00:39 ND BRINDZA 34 yd field goal, ND 17 - FS 10

Third Quarter

10:37 FS Rashad Greene 10 yd pass from Jameis Winston (Roberto Aguayo kick), ND 17 - FS 17
 07:26 ND FULLER 11 yd pass from GOLSON (BRINDZA kick), ND 24 - FS 17
 03:38 FS Karlos Williams 2 yd run (Roberto Aguayo kick), ND 24 - FS 24

Fourth Quarter

11:40 ND BRINDZA 46 yd field goal, ND 27 - FS 24
 07:39 FS Karlos Williams 1 yd run (Roberto Aguayo kick), ND 27 - FS 31

TEAM STATISTICS

	ND	FS
FIRST DOWNS	26	18
RUSHES-YARDS (NET)	35-157	26-50
PASSING YDS (NET)	313	273
Passes Att-Comp-Int	52-31-2	31-23-1
TOTAL OFFENSE PLAYS-YARDS	87-470	57-323
Fumble Returns-Yards	0-0	0-0
Punt Returns-Yards	1-5	1-17
Kickoff Returns-Yards	4-67	3-64
Interception Returns-Yards	1-0	2-5
Punts (Number-Avg)	3-43.7	5-42.2
Fumbles-Lost	2-0	0-0
Penalties-Yards	9-67	9-84
Possession Time	32:51	27:09
Third-Down Conversions	7 of 18	2 of 8
Fourth-Down Conversions	2 of 5	0 of 0
Red-Zone Scores-Chances	4-5	5-5
Sacks By: Number-Yards	1-8	3-13
Attendance: 82,431		

RUSHING: Notre Dame - FOLSTON 21-120; GOLSON 11-33; MCDANIEL 1-3; BRYANT 1-2; CARLISLE 1-minus 1.
Florida State - Karlos Williams 8-25; Dalvin Cook 12-20; Jameis Winston 4-8; Freddie Stevenson 1-0; TEAM 1-minus 3.

PASSING: Notre Dame - GOLSON 31-52-2-313. **Florida State** - Jameis Winston 23-31-1-273.

RECEIVING: Notre Dame - ROBINSON, C. 8-99; FULLER 8-79; PROSISE 6-59; BROWN, C. 5-38; KOYACK 2-29; CARLISLE 2-9. **Florida State** - Rashad Greene 8-108; Travis Rudolph 6-80; Jesus Wilson 4-45; Nick O'Leary 3-13; Karlos Williams 2-27.

TACKLES (UA-A): Notre Dame - SCHMIDT, J. 8-1; JONES, J. 5-1; LUKE 4-2; SHUMATE 3-2; SMITH, J. 4-0; RIGGS 4-0; FARLEY 1-2; REDFIELD 1-2; DAY 2-0; PROSISE 1-1; OKWARA 1-1; BLANKENSHIP 1-0; KOYACK 1-0; ROCHELL 1-0; ONWUALU 0-1; MARTINI 0-1; MCDANIEL 0-1; TURNER 0-1. **Florida State** - Terrance Smith 7-4; Nate Andrews 10-0; Ronald Darby 6-1; Tyler Hunter 6-0; Matthew Thomas 5-1; Reggie Northrup 2-3; Eddie Goldman 3-1; Mario Edwards Jr. 2-2; P.J. Williams 1-3; Jalen Ramsey 2-0; Lorenzo Featherston 2-0; Lamarcus Brutus 1-1; Chris Casher 1-1; Jacob Pugh 1-1; Derrick Mitchell Jr. 0-2; Johnathan Vickers 1-0; Demarcus Walker 1-0.

Game 8, October 30
(2/2/2) Florida State 42,
(NR/NR/25) Louisville 31
 Louisville, Ky.



- The No. 2 Seminoles overcame a 21-0 deficit, outscoring Louisville 42-10 in the final 30:33 of the game, to post a road win over the Cardinals on Thursday night. FSU has now won 24 consecutive games.
- Freshman running back Dalvin Cook scored two touchdowns and accounted for 150 total yards, including 110 yards rushing on just nine carries.
- Redshirt sophomore quarterback Jameis Winston passed for 401 yards and three touchdowns - all in the second half - to lead the FSU comeback. It marked the second time that Winston has thrown for over 400 yards in his career, both on the road against ranked teams (444 at No. 3 Clemson on Oct. 19, 2013).
- Florida State had several explosive scoring plays on offense including a 68-yard TD reception by freshman Travis Rudolph, a 47-yard TD reception by freshman Ermon Lane, a 40-yard TD run by Cook, a 38-yard TD run by Cook and a 35-yard TD reception by sophomore fullback Freddie Stevenson.
- The Seminole defense limited Louisville to just one third-down conversion as the Cardinals were 1-for-11 for the game.
- Junior linebacker Reggie Northrup set a career-high with a team-leading 12 tackles and secured his first career interception at 0:51 in the fourth quarter to seal the game.

	1	2	3	4	FINAL
Florida State	0	7	14	21	42
Louisville	0	21	3	7	31

SCORING SUMMARY

Second Quarter

12:13 LOU Dyer, M. 4 yd run (Wallace, J. kick), FS 0 - LOU 7
 05:11 LOU Dyer, M. 12 yd run (Wallace, J. kick), FS 0 - LOU 14
 02:09 LOU Christian, G. 11 yd pass from Gardner, W. (Wallace, J. kick), FS 0 - LOU 21
 00:33 FS O'Leary, N. 0 yd fumble recovery (Aguayo, R. kick), FS 7 - LOU 21

Third Quarter

11:22 LOU Wallace, J. 33 yd field goal, FS 7 - LOU 24
 09:51 FS Rudolph, T. 68 yd pass from Winston, J. (Aguayo, R. kick), FS 14 - LOU 24
 06:17 FS Cook, D. 40 yd run (Aguayo, R. kick), FS 21 - LOU 24

Fourth Quarter

12:48 FS Lane, E. 47 yd pass from Winston, J. (Aguayo, R. kick), FS 28 - LOU 24
 09:20 LOU Dyer, M. 1 yd run (Wallace, J. kick), FS 28 - LOU 31
 03:46 FS Cook, D. 38 yd run (Aguayo, R. kick), FS 35 - LOU 31
 02:11 FS Stevenson, F. 35 yd pass from Winston, J. (Aguayo, R. kick), FS 42 - LOU 31

TEAM STATISTICS

	FS	LOU
FIRST DOWNS	25	24
RUSHES-YARDS (NET)	30-173	33-158
PASSING YDS (NET)	401	330
Passes Att-Comp-Int	48-25-3	38-20-1
TOTAL OFFENSE PLAYS-YARDS	78-574	71-488
Fumble Returns-Yards	0-0	0-0
Punt Returns-Yards	2-11	1-0
Kickoff Returns-Yards	5-104	3-46
Interception Returns-Yards	1-0	3-14
Punts (Number-Avg)	4-45.2	6-36.2
Fumbles-Lost	1-0	1-1
Penalties-Yards	7-53	3-14
Possession Time	28:26	31:34
Third-Down Conversions	9 of 16	1 of 11
Fourth-Down Conversions	0 of 1	0 of 2
Red-Zone Scores-Chances	1-2	5-6
Sacks By: Number-Yards	1-12	2-23
Attendance: 55414		

RUSHING: Florida State - Cook, D. 9-110; Williams, K. 16-72; Winston, J. 3-minus 3; TEAM 2-minus 6; O'Leary, N. 0-0. **Louisville** - Dyer, M. 28-134; Scott, L. 3-30; Radcliff, B. 1-6; Gardner, W. 1-minus 12.

PASSING: Florida State - Winston, J. 25-48-3-401. **Louisville** - Gardner, W. 20-38-1-330

RECEIVING: Florida State - O'Leary, N. 6-76; Greene, R. 6-62; Cook, D. 4-40; Wilson, J. 3-49; Rudolph, T. 2-76; Lane, E. 2-58; Stevenson, F. 1-35; Williams, K. 1-5. **Louisville** - Parker, D. 8-214; DeLa Cruz, K. 4-38; Christian, G. 4-33; Rogers, E. 1-14; Standberry, C. 1-12; Scott, L. 1-11; Quick, J. 1-8.

TACKLES (UA-A): Florida State - Northrup, R. 8-4; Williams, P.J. 7-0; Andrews, N. 5-2; Ramsey, J. 5-1; Hunter, T. 4-1; Darby, R. 3-1; Thomas, M. 3-0; Goldman, E. 2-1; Brutus, L. 2-1; Walker, D. 2-0; Edwards, M. 2-0; Hollin, D. 1-0; Lyons, T. 1-0; Waisome, N. 1-0; Marshall, T. 1-0; Winston, J. 1-0; O'Leary, N. 1-0; Mitchell, D. 0-1. **Louisville** - Sample, J. 12-3; Gaines, C. 8-0; Kelsey, K. 4-3; Dubose, B. 2-3; Mauldin, L. 1-3; Rankins, S. 1-3; Young, T. 2-1; Brown, K. 2-1; Burgess, J. 2-1; Holliman, G. 2-1; Floyd, T. 2-0; Thomas, S. 1-0; Christian, G. 1-0; Milton, M. 1-0; Richardson, J. 1-0; Mount, D. 0-1.

2014 SEASON RECAPS AND BOX SCORES



Game 9, November 8
(2/2/2) Florida State 34,
Virginia 20
Tallahassee, Fla.

- The No. 2 Seminoles became the 25th team in NCAA history to win 25 consecutive games with a 34-20 victory over Virginia. FSU now holds a 21-game win streak against ACC opponents.
- Senior wide receiver Rashad Greene set a career high with 13 receptions, totaling 136 yards through the air and a touchdown. It marked his seventh 100-yard game of 2014 and the 13th time he has gone over the century mark in his career.
- Florida State tied a season high with four sacks - one apiece from Mario Edwards Jr., P.J. Williams, Jalen Ramsey and Tyler Hunter. The Noles have 21 total sacks on the season.
- Junior punter Cason Beatty boomed a career-long 67 yard punt in the first half, breaking his previous high of 59 yards against Duke in last year's ACC Championship Game. Beatty averaged 48.5 yards per punt on four punts.
- Each of the first three scoring drives, all set up by turnovers forced, combined for 59 seconds of game time (1st - 0:48, 2nd - 0:05, 3rd - 0:06). For the year, the Noles have 11 scoring drives under one minute.
- Junior defensive end Mario Edwards Jr. was dominant on the defensive line as he finished with a career-best nine tackles and four TFLs, and also matched his career high with one sack.
- Senior tailback Karlos Williams recorded his sixth multiple-touchdown game of his career and his third this season (Notre Dame and NC State).

	1	2	3	4	FINAL
Virginia	13	0	7	0	20
Florida State	7	21	6	0	34

SCORING SUMMARY

First Quarter

- 12:15 FS Karlos Williams 2 yd run (Roberto Aguayo kick), VA 0 - FS 7
- 04:20 VA Andre Levrone 16 yd pass from Greyson Lambert (Ian Frye kick), VA 7 - FS 7
- 00:24 VA Darius Jennings 15 yd pass from Greyson Lambert (Ian Frye kick failed), VA 13 - FS 7

Second Quarter

- 14:26 FS Karlos Williams 3 yd run (Roberto Aguayo kick), VA 13 - FS 14
- 14:14 FS Rashad Greene 22 yd pass from Jameis Winston (Roberto Aguayo kick), VA 13 - FS 21
- 04:43 FS Jameis Winston 4 yd run (Roberto Aguayo kick), VA 13 - FS 28

Third Quarter

- 08:14 VA Canaan Severin 23 yd pass from Greyson Lambert (Ian Frye kick), VA 20 - FS 28
- 04:41 FS Roberto Aguayo 43 yd field goal, VA 20 - FS 31
- 00:16 FS Roberto Aguayo 40 yd field goal, VA 20 - FS 34

TEAM STATISTICS

	VA	FS
FIRST DOWNS	17	20
RUSHES-YARDS (NET)	32-37	39-115
PASSING YDS (NET)	220	261
Passes Att-Comp-Int	35-20-1	35-22-2
TOTAL OFFENSE PLAYS-YARDS	67-257	74-376
Fumble Returns-Yards	0-0	0-0
Punt Returns-Yards	1-7	1-2
Kickoff Returns-Yards	1-33	2-35
Interception Returns-Yards	2-0	1-3
Punts (Number-Avg)	7-41.7	4-48.5
Fumbles-Lost	2-2	1-1
Penalties-Yards	6-49	6-46
Possession Time	29:18	30:42
Third-Down Conversions	7 of 16	5 of 13
Fourth-Down Conversions	1 of 2	0 of 0
Red-Zone Scores-Chances	2-3	3-4
Sacks By: Number-Yards	2-11	4-31
Attendance: 82325		

RUSHING: Virginia - Kevin Parks 15-43; Khalek Shepherd 5-26; Taquan Mizzell 2-7; Darius Jennings 1-3; David Watford 2-0; Greyson Lambert 7-minus 42. **Florida State** - Karlos Williams 21-70; Dalvin Cook 11-36; Jameis Winston 5-16; TEAM 2-minus 7.

PASSING: Virginia - Greyson Lambert 20-35-1-220. **Florida State** - Jameis Winston 22-35-2-261.

RECEIVING: Virginia - Canaan Severin 4-56; Darius Jennings 4-45; Kevin Parks 4-27; Zachary Swanson 3-44; Taquan Mizzell 2-14; Andre Levrone 1-16; Doni Dowling 1-13; Connor Wingo-Reeves 1-5. **Florida State** - Rashad Greene 13-136; Jesus Wilson 5-46; Ermon Lane 2-53; Karlos Williams 2-26.

TACKLES (UA-A): Virginia - Quin Blanding 7-6; Anthony Harris 3-7; Henry Coley 5-2; Tim Harris 5-1; Daquan Romero 5-1; David Dean 2-2; Maurice Canady 2-2; Mike Moore 2-0; Donte Wilkins 2-0; Eli Harold 1-1; Max Valles 1-1; Kwontie Moore 1-0; Brandon Phelps 1-0; Kirk Garner 1-0; Malcolm Cook 1-0; DreQuan Hoskey 0-1. **Florida State** - Mario Edwards Jr. 7-2; P.J. Williams 3-3; Nate Andrews 4-1; Reggie Northrup 3-2; Terrance Smith 3-2; Jalen Ramsey 2-3; Chris Casher 1-3; Tyler Hunter 3-0; Ronald Darby 2-1; Lamarcus Brutus 1-1; Jacob Pugh 1-1; Matthew Thomas 1-0; Eddie Goldman 1-0; Derrick Nnadi 1-0; Desmond Hollin 1-0; Trey Marshall 0-1; Jarred Haggins 0-1; Ro'Derrick Hoskins 0-1.

Game 10, November 15
(3/2/2) Florida State 30,
Miami 26
Miami Gardens, Fla.



- No. 3 Florida State secured its fifth ACC Atlantic Division title, and extended the nation's longest winning streak to 26 games, with a 30-26 road win over Miami at Sun Life Stadium.
- Redshirt quarterback Jameis Winston extended his consecutive games streak of passing for a TD to 23 with an 11-yard score to Karlos Williams. Winston also eclipsed the 300-yard mark for the 12th time in his career, throwing for 304 yards through the air.
- Freshman running back Dalvin Cook scored two touchdowns on the ground, including the 26-yard game-winning score with 3:05 left in the fourth quarter. A native of Miami, Fla., Cook excelled in his hometown, amassing 92 yards on only seven carries, for a 13.1 yard per carry average.
- Redshirt sophomore kicker Roberto Aguayo made three field goals, including a 53-yarder in the fourth quarter to match a career high.
- Sophomore defensive back Jalen Ramsey was dominant in the secondary for the Noles, recording three tackles, 1.0 TFL, FF, four pass breakups and also blocked a first quarter extra point. His interception of UM's Brad Kaaya in the fourth quarter sealed the victory for Florida State.
- Junior linebacker Reggie Northrup set a career high with 13 tackles, including 1.0 for loss.

	1	2	3	4	FINAL
Florida State	0	10	7	13	30
Miami	13	10	0	3	26

SCORING SUMMARY

First Quarter

- 06:57 UM Phillip Dorsett 27 yd pass from Brad Kaaya (Michael Badgley kick), FS 0 - UM 7
- 01:27 UM Duke Johnson 1 yd run (Michael Badgley kick blocked), FS 0 - UM 13

Second Quarter

- 14:51 UM Michael Badgley 45 yd field goal, FS 0 - UM 16
- 13:34 FS Dalvin Cook 44 yd run (Roberto Aguayo kick), FS 7 - UM 16
- 11:37 UM Clive Walford 61 yd pass from Brad Kaaya (Michael Badgley kick), FS 7 - UM 23
- 08:10 FS Roberto Aguayo 43 yd field goal, FS 10 - UM 23

Third Quarter

- 04:19 FS Karlos Williams 11 yd pass from Jameis Winston (Roberto Aguayo kick), FS 17 - UM 23

Fourth Quarter

- 14:45 FS Roberto Aguayo 37 yd field goal, FS 20 - UM 23
- 11:01 UM Michael Badgley 46 yd field goal, FS 20 - UM 26
- 07:12 FS Roberto Aguayo 53 yd field goal, FS 23 - UM 26
- 03:05 FS Dalvin Cook 26 yd run (Roberto Aguayo kick), FS 30 - UM 26

TEAM STATISTICS

	FS	UM
FIRST DOWNS	20	19
RUSHES-YARDS (NET)	19-114	40-176
PASSING YDS (NET)	304	316
Passes Att-Comp-Int	42-25-1	34-16-1
TOTAL OFFENSE PLAYS-YARDS	61-418	74-492
Fumble Returns-Yards	1-2	0-0
Punt Returns-Yards	2-34	1-8
Kickoff Returns-Yards	4-99	1-26
Interception Returns-Yards	1-0	1-0
Punts (Number-Avg)	3-41.7	3-42.0
Fumbles-Lost	3-2	2-2
Penalties-Yards	2-15	5-51
Possession Time	24:23	35:37
Third-Down Conversions	5 of 11	10 of 18
Fourth-Down Conversions	0 of 0	1 of 2
Red-Zone Scores-Chances	2-3	1-2
Sacks By: Number-Yards	0-0	1-5
Attendance: 76530		

RUSHING: Florida State - Dalvin Cook 7-92; Karlos Williams 4-10; Kermit Whitfield 1-7; Mario Pender 4-4; Jameis Winston 2-3; TEAM 1-minus 2. **Miami** - Duke Johnson 27-130; Joe Yearby 10-34; Stacy Coley 1-8; Brad Kaaya 1-5; TEAM 1-minus 1.

PASSING: Florida State - Jameis Winston 25-42-1-304. **Miami** - Brad Kaaya 16-34-1-316.

RECEIVING: Florida State - Travis Rudolph 4-65; Rashad Greene 4-53; Nick O'Leary 4-42; Kermit Whitfield 3-60; Karlos Williams 3-10; Ermon Lane 2-27; Dalvin Cook 2-18; Jesus Wilson 1-21; Mario Pender 1-7; Freddie Stevenson 1-1. **Miami** - Clive Walford 4-127; Phillip Dorsett 4-90; Duke Johnson 4-37; Stacy Coley 2-27; Standish Dobard 1-33; Malcolm Lewis 1-2.

TACKLES (UA-A): Florida State - Reggie Northrup 10-3; Terrance Smith 6-1; Demarcus Walker 5-0; Tyler Hunter 3-2; Nate Andrews 3-0; Derrick Mitchell Jr. 3-0; Ronald Darby 3-0; Jalen Ramsey 2-1; P.J. Williams 2-1; Mario Edwards Jr. 2-1; Matthew Thomas 1-1; Lamarcus Brutus 1-0; Desmond Hollin 1-0; E.J. Levenberry 1-0; Jacob Pugh 1-0; Chris Casher 1-0; Derrick Nnadi 1-0; Eddie Goldman 1-0. **Miami** - Denzel Perryman 7-2; Jermaine Grace 4-1; N. Fentress 3-2; Raphael Kirby 2-3; Deon Bush 3-0; T. Armbrister 3-0; Artie Burns 2-1; Dallas Crawford 2-0; Ufomba Kamalu 1-1; Olsen Pierre 1-1; Tyriq McCord 1-1; Michael Wyche 0-2; Darrion Owens 1-0; A. Chickillo 1-0; Braxton Berrios 1-0; Corn Elder 1-0; Tracy Howard 1-0.

Game 11, November 22 (3/1/1) Florida State 20, Boston College 17 Tallahassee, Fla.



- Redshirt sophomore kicker Roberto Aguayo kicked a 26-yard field goal with :03 left in the fourth quarter to give No. 3 Florida State a 20-17 win on Nov. 22 and extend its nation-best active winning streak to 27 games.
- It was a record-setting day for senior wideout Rashad Greene. With a two-yard catch in the first quarter, Greene set a program record with a reception in 40 consecutive games. With his final catch of the game - a 15-yard reception in the fourth quarter - Greene totaled 3,613 career receiving yards, passing Ron Sellers who tallied 3,598 yards from 1966-68.
- Senior tight end Nick O'Leary's 30-yard touchdown reception gave him the 14th TD of his career. He sits second in ACC history for touchdowns by a tight end, trailing only Virginia's Heath Miller who scored 20 TDs from 2002-04.
- Sophomore defensive back Nate Andrews set a career high with 12 tackles, seven solo, as he led the team in defensive stops. His previous high was 10, coming against Notre Dame on Oct. 18.
- Junior punter Cason Beatty continued to punt the ball impressively, as he booted a 54-yarder in the third quarter and pinned the Eagles at their own 8-yard line in the fourth quarter. He has connected on punts of over 50 yards in each of his last five games.
- Redshirt sophomore quarterback Jameis Winston's TD pass to O'Leary extended his streak of games with a touchdown pass to 24. Winston also finished with 22 pass completions, marking the 11th-straight game that he has completed more than 20 passes in a game.

	1	2	3	4	FINAL
Boston College	3	7	7	0	17
Florida State	7	10	0	3	20

SCORING SUMMARY

First Quarter

08:36 FS Karlos Williams 3 yd run (Roberto Aguayo kick), BC 0 - FS 7
00:14 BC Mike Knoll 40 yd field goal, BC 3 - FS 7

Second Quarter

10:39 FS Roberto Aguayo 37 yd field goal, BC 3 - FS 10
05:29 BC Shakim Phillips 49 yd pass from Tyler Murphy (Mike Knoll kick), BC 10 - FS 10
03:02 FS Nick O'Leary 30 yd pass from Jameis Winston (Roberto Aguayo kick), BC 10 - FS 17

Third Quarter

06:12 BC Tyler Murphy 21 yd run (Mike Knoll kick), BC 17 - FS 17

Fourth Quarter

00:03 FS Roberto Aguayo 26 yd field goal, BC 17 - FS 20

TEAM STATISTICS

	BC	FS
FIRST DOWNS	19	22
RUSHES-YARDS (NET)	51-240	29-110
PASSING YDS (NET)	73	281
Passes Att-Comp-Int	11-6-0	32-22-1
TOTAL OFFENSE PLAYS-YARDS	62-313	61-391
Fumble Returns-Yards	0-0	0-0
Punt Returns-Yards	1-7	1-6
Kickoff Returns-Yards	1-22	0-0
Interception Returns-Yards	1-4	0-0
Punts (Number-Avg)	4-38.2	2-49.0
Fumbles-Lost	2-0	1-0
Penalties-Yards	3-20	5-40
Possession Time	33:47	26:13
Third-Down Conversions	8 of 14	6 of 11
Fourth-Down Conversions	0 of 0	0 of 0
Red-Zone Scores-Chances	0-0	3-3
Sacks By: Number-Yards	0-0	1-14
Attendance: 82300		

RUSHING: Boston College - Jon Hilliman 14-73; Marcus Outlow 12-61; Tyler Murphy 15-48; Sherman Alston 3-35; Myles Willis 7-23. **Florida State** - Dalvin Cook 14-76; Karlos Williams 9-41; Mario Pender 1-0; TEAM 1-minus 3; Jameis Winston 4-minus 4.

PASSING: Boston College - Tyler Murphy 6-10-0-73; Josh Bordner 0-1-0-0. **Florida State** - Jameis Winston 22-32-1-281.

RECEIVING: Boston College - Sherman Alston 2-9; Bobby Wolford 2-9; Shakim Phillips 1-49; Jarrett Darmstadter 1-6. **Florida State** - Rashad Greene 8-106; Nick O'Leary 3-59; Travis Rudolph 3-48; Karlos Williams 3-23; Jesus Wilson 2-24; Dalvin Cook 2-14; Mario Pender 1-7.

TACKLES (UA-A): Boston College - Justin Simmons 6-2; Manuel Asprilla 6-2; Ty-Meer Brown 5-2; Josh Keyes 4-2; Dominique Williams 3-2; Mike Strizak 2-3; Kevin Kavalec 4-0; Steven Daniels 2-2; Connor Wujciak 2-0; Brian Mihalik 2-0; Sean Duggan 1-1; Truman Gutapfel 0-2; Matt Milano 1-0; Nick Lifka 1-0. **Florida State** - Nate Andrews 7-5; Jalen Ramsey 5-3; Terrance Smith 3-4; P.J. Williams 5-1; Reggie Northrup 2-3; Matthew Thomas 3-1; Tyler Hunter 2-2; Mario Edwards Jr. 2-2; Ronald Darby 3-0; Derrick Mitchell Jr. 0-3; Demarcus Walker 2-0; Lamarcus Brutus 1-1; Eddie Goldman 0-2; Rashad Greene 1-0; Desmond Hollin 0-1.

Game 12, November 29 (3/1/2) Florida State 24, Florida 19 Tallahassee, Fla.



- The No. 3 Seminoles completed their second-straight undefeated regular season with a 24-19 victory over Florida. Florida State has now won 28 consecutive games which ties Alabama (1978-80), Oklahoma (1973-75) and Michigan State (1950-53) for 14th-longest all-time.
- Head coach Jimbo Fisher improved to 11-1 against in-state opponents, including a 4-1 record against the Gators.
- Freshman running back Dalvin Cook rushed for over 100 yards for the third time this season as he set career highs in both carries (24) and rushing yards (144). His 144 yards on the ground is the fifth-best rushing performance against the Gators and second-best by a freshman in the series (Travis Minor, 22-167, 1 TD in 1997).
- Junior linebacker Reggie Northrup finished with a team-high 11 tackles, pushing his season total to 101. He is the first Seminole to tally over 100 tackles in a season since Buster Davis recorded 109 in 2006.
- Redshirt junior linebacker Terrance Smith finished with three tackles, including 0.5 TFL, and also added a 94-yard interception in the first quarter for the Seminoles' first score of the game.
- Senior tight end Nick O'Leary scored two receiving touchdowns in the second quarter to increase his season total to five. It marked the third multiple-touchdown game of his career - Maryland in 2013 (2) and at Pitt in 2013 (3).

	1	2	3	4	FINAL
Florida	9	7	3	0	19
Florida State	7	14	0	3	24

SCORING SUMMARY

First Quarter

12:37 UF Hardin,A. 52 yd field goal, UF 3 - FS 0
07:25 UF Hardin,A. 39 yd field goal, UF 6 - FS 0
02:15 UF Hardin,A. 43 yd field goal, UF 9 - FS 0
01:12 FS Terrance Smith 94 yd interception return (Roberto Aguayo kick), UF 9 - FS 7

Second Quarter

08:12 FS Nick O'Leary 10 yd pass from Jameis Winston (Roberto Aguayo kick), UF 9 - FS 14
02:14 FS Nick O'Leary 6 yd pass from Jameis Winston (Roberto Aguayo kick), UF 9 - FS 21
00:47 UF Burton,C. 15 yd pass from Harris,T. (Hardin,A. kick), UF 16 - FS 21

Third Quarter

10:16 UF Hardin,A. 32 yd field goal, UF 19 - FS 21

Fourth Quarter

03:23 FS Roberto Aguayo 37 yd field goal, UF 19 - FS 24

TEAM STATISTICS

	UF	FS
FIRST DOWNS	13	17
RUSHES-YARDS (NET)	33-113	41-181
PASSING YDS (NET)	169	125
Passes Att-Comp-Int	32-13-2	24-12-4
TOTAL OFFENSE PLAYS-YARDS	65-282	65-306
Fumble Returns-Yards	0-0	0-0
Punt Returns-Yards	2-16	0-0
Kickoff Returns-Yards	3-85	6-92
Interception Returns-Yards	4-27	2-94
Punts (Number-Avg)	3-46.3	3-36.3
Fumbles-Lost	1-0	2-0
Penalties-Yards	10-105	8-63
Possession Time	28:40	31:20
Third-Down Conversions	6 of 18	4 of 13
Fourth-Down Conversions	0 of 1	0 of 2
Red-Zone Scores-Chances	2-3	3-3
Sacks By: Number-Yards	1-8	0-0
Attendance: 82485		

RUSHING: Florida - Harris,T. 9-41; Taylor,Kel. 13-37; Jones,M. 9-29; Powell,B. 1-3; Robinson,D. 1-3. **Florida State** - Dalvin Cook 24-144; Karlos Williams 6-38; Jameis Winston 7-16; Mario Edwards Jr. 1-4; Mario Pender 2-minus 3; Cason Beatty 1-minus 18.

PASSING: Florida - Harris,T. 13-32-2-169. **Florida State** - Jameis Winston 12-24-4-125.

RECEIVING: Florida - Robinson,D. 4-71; Powell,B. 3-41; Dunbar,Q. 3-21; Pittman,L. 2-21; Burton,C. 1-15. **Florida State** - Nick O'Leary 4-52; Rashad Greene 3-35; Dalvin Cook 2-28; Jesus Wilson 1-8; Karlos Williams 1-4; Travis Rudolph 1-minus 2.

TACKLES (UA-A): Florida - Gorman,J. 9-0; Taylor,M. 4-3; Bullard,J. 5-1; Maye,M. 4-1; Morrison,A. 3-2; Poole,B. 4-0; Fowler,D. 4-0; Hargreaves,V. 3-0; Cox,B. 2-0; Anzalona,A. 1-1; Showers,V. 1-1; Harris,M. 1-0; Thompson,Ch. 1-0; Tabor,J. 1-0; Wilson,Q. 1-0; Dunbar,Q. 1-0; McCalister,A. 1-0; Cummings,D. 0-1; Ivie,J. 0-1; Lane,A. 0-1. **Florida State** - Reggie Northrup 3-8; Demarcus Walker 3-3; P.J. Williams 4-0; Tyler Hunter 3-1; Derrick Mitchell Jr. 2-2; Eddie Goldman 1-3; Chris Casher 3-0; Mario Edwards Jr. 1-2; Terrance Smith 1-2; Nate Andrews 1-1; Keelin Smith 1-0; Roberto Aguayo 1-0; Ronald Darby 1-0; Jalen Ramsey 1-0; Matthew Thomas 1-0.

Game 13, December 6
(4/2/2) Florida State 37,
(11/12/12) Boston College 35
Charlotte, N.C.



- No. 4 Florida State earned its third-straight ACC Championship and a league-record 15th overall in program history with a 37-35 win over No. 11 Georgia Tech. The Seminoles have now won 29 consecutive games, tied for the 12th longest streak in NCAA history.
- Freshman running back Dalvin Cook earned Most Valuable Player honors as he set career highs in both rushes (31) and rushing yards (177) against the Yellow Jackets. He also posted 43 receiving yards and his 220 yards from scrimmage made him the first Seminole with over 200 all-purpose yards since Rashad Greene recorded 203 against Oklahoma State on August 30, 2014. Cook now owns the FSU freshman rushing record with 905 yards on the ground.
- Senior wide receiver Rashad Greene recorded the 15th 100-yard receiving game of his career and eighth of the season. He finished with seven catches for 123 yards and two touchdowns. Greene passed Duke's Conner Vernon (2009-12) to become the ACC career leader with 3,771 receiving yards.
- Junior linebacker Reggie Northrup led the team with 12 tackles, including 1.0 tackles for loss, marking the sixth time he recorded double-digit tackles this season. He now has 113 tackles on the season, which is the most since 2002 from Michael Boulware (127) and Kendyll Pope (131).
- Redshirt sophomore quarterback Jameis Winston finished with 309 yards and three TDs - all in the first half. He now has 64 career TD passes which ranks second all-time at Florida State.

	1	2	3	4	FINAL
Florida State	7	21	3	6	37
Georgia Tech	14	7	7	7	35

SCORING SUMMARY

First Quarter

09:50 GT Days, S. 1 yd run (Butker, H. kick), FS 0 - GT 7
07:42 FS O'Leary, N. 46 yd pass from Winston, J. (Aguayo, R. kick), FS 7 - GT 7
01:45 GT Days, S. 1 yd run (Butker, H. kick), FS 7 - GT 14

Second Quarter

14:10 FS Cook, D. 1 yd run (Aguayo, R. kick), FS 14 - GT 14
08:02 GT Laskey, Z. 4 yd run (Butker, H. kick), FS 14 - GT 21
05:40 FS Greene, R. 44 yd pass from Winston, J. (Aguayo, R. kick), FS 21 - GT 21
00:30 FS Greene, R. 9 yd pass from Winston, J. (Aguayo, R. kick), FS 28 - GT 21

Third Quarter

08:01 GT Days, S. 1 yd run (Butker, H. kick), FS 28 - GT 28
03:13 FS Aguayo, R. 33 yd field goal, FS 31 - GT 28

Fourth Quarter

10:25 FS Aguayo, R. 32 yd field goal, FS 34 - GT 28
04:28 FS Aguayo, R. 28 yd field goal, FS 37 - GT 28
01:47 GT Waller, D. 25 yd pass from Thomas, J. (Butker, H. kick), FS 37 - GT 35

TEAM STATISTICS

	FS	GT
FIRST DOWNS	24	28
RUSHES-YARDS (NET)	33-179	59-331
PASSING YDS (NET)	309	134
Passes Att-Comp-Int	30-21-0	14-8-1
TOTAL OFFENSE PLAYS-YARDS	63-488	73-465
Fumble Returns-Yards	0-0	0-0
Punt Returns-Yards	0-0	1-1
Kickoff Returns-Yards	3-79	3-45
Interception Returns-Yards	1-4	0-0
Punts (Number-Avg)	2-42.0	2-34.5
Fumbles-Lost	0-0	0-0
Penalties-Yards	5-45	3-20
Possession Time	25:05	34:55
Third-Down Conversions	7 of 12	5 of 10
Fourth-Down Conversions	0 of 0	1 of 2
Red-Zone Scores-Chances	5-5	4-4
Sacks By: Number-Yards	0-0	0-0
Attendance: 64808		

RUSHING: Florida State - Cook, D. 31-177; Winston, J. 1-5; TEAM 1-minus 3. Georgia Tech - Thomas, J. 11-104; Days, S. 19-67; Perkins, C. 9-64; Laskey, Z. 11-40; Andrews, D. 3-24; Hill, D. 3-19; Bostic, B. 2-7; Zenon, T. 1-6.

PASSING: Florida State - Winston, J. 21-30-0-309. Georgia Tech - Thomas, J. 8-14-1-134.

RECEIVING: Florida State - Greene, R. 7-123; Cook, D. 5-43; Rudolph, T. 5-40; O'Leary, N. 3-97; Stevenson, F. 1-6. Georgia Tech - Waller, D. 5-73; Hill, D. 1-27; Bostic, B. 1-24; Days, S. 1-10.

TACKLES (UA-A): Florida State - Northrup, R. 5-7; Andrews, N. 8-2; Williams, P.J. 7-2; Hollin, D. 4-3; Ramsey, J. 3-3; Nnadi, D. 2-4; Thomas, M. 4-1; Marshall, T. 3-2; Hunter, T. 3-0; Walker, D. 3-0; Casher, C. 1-2; Smith, K. 0-3; Edwards, M. 0-3; Smith, Terr. 1-1; Darby, R. 1-1; Featherston, L. 0-2; Mitchell, D. 0-1; Levenberry, E. 0-1. Georgia Tech - Davis, P. 7-4; Smith, D. 10-0; Golden, J. 4-3; Nealy, Q. 0-6; Freeman, K. 3-2; Gotsis, A. 3-1; Johnson, I. 3-0; Harrell, A. 1-2; Griffin, Co. 1-2; Chungong, R. 1-1; Gamble, P. 1-1; Green, S. 1-1; Austin, Law. 1-0; White, D. 1-0; Milton, C. 1-0; Marcordes, T. 1-0; Griffin, L. 1-0; Laskey, Z. 0-1; Mason, S. 0-1; Hankins, B. 0-1.

2014 FSU SCORING DRIVES

Opp.	Plays	Yards	TOP	Result	Qtr.	Time	How Scored	QB
OSU	10	40	4:07	FG	1	8:51	Aguayo 36 yd FG	Winston
OSU				TD	1	8:37	Andrews 9 yd Interception Return	
OSU	8	94	2:55	TD	2	8:19	Pender 11 yd Rush	Winston
OSU	7	65	3:02	FG	3	11:50	Aguayo 27 yd FG	Winston
OSU	5	56	2:35	TD	3	5:26	Winston 28 yd Rush	Winston
OSU	5	25	1:48	FG	4	5:13	Aguayo 37 yd FG	Winston
OSU	2	52	0:43	TD	4	3:58	Greene 50 yd Rec.	Winston
CIT	6	59	2:30	TD	1	9:48	K. Williams 1 yd Rush	Winston
CIT	6	80	1:53	TD	1	3:43	Wilson 12 yd Rec.	Winston
CIT	11	63	5:24	TD	2	7:28	Cook 5 yd Rush	Winston
CIT	13	89	3:29	TD	2	0:29	O'Leary 1 yd Rec.	Winston
CIT	9	58	3:38	FG	3	11:17	Aguayo 22 yd FG	Winston
CIT	7	71	1:59	FG	3	6:05	Aguayo 27 yd FG	Winston
CIT	14	58	5:25	FG	4	4:47	Aguayo 24 yd FG	Maguire
CLEM	9	48	3:22	FG	1	7:40	Aguayo 50 yd FG	Maguire
CLEM	9	68	3:52	TD	3	11:05	Pender 1 yd Rush	Maguire
CLEM	3	76	1:21	TD	4	6:04	Greene 74 yd Rec.	Maguire
CLEM	2	25		TD	OT		K. Williams 12 yd Rush	Maguire
NCST	7	55	2:33	TD	1	12:03	Wilson 32 yd Rec.	Winston
NCST	10	82	3:10	TD	2	13:51	K. Williams 4 yd Rush	Winston
NCST	1	22	0:07	TD	2	11:58	C. Green 22 yd Rec.	Winston
NCST	9	81	4:22	TD	3	8:14	Cook 19 yd Rush	Winston
NCST	5	71	1:25	TD	3	5:06	Wilson 15 yd Rec.	Winston
NCST	2	6	0:27	TD	3	3:24	Greene 4 yd Rec.	Winston
NCST	9	88	3:34	TD	4	12:23	K. Williams 1 yd Rush	Winston
NCST	9	75	4:01	TD	4	2:07	K. Williams 12 yd Rush	Winston
WF	11	49	4:30	FG	2	11:46	Aguayo 43 yd. FG	Winston
WF	6	50	2:36	TD	2	1:03	Winston 2 yd Rush	Winston
WF	7	17	0:29	FG	2	0:03	Aguayo 40 yd FG	Winston
WF	8	33	2:47	FG	3	12:08	Aguayo 52 yd FG	Winston
WF	2	9	0:33	TD	3	5:10	Pender 3 yd Rush	Winston
WF				TD	3	4:55	Northrup 31 yd Fumble Recovery	
WF	8	57	2:04	FG	4	13:22	Aguayo 42 yd FG	Winston
WF	5	91	1:53	TD	4	9:10	Rudolph 59 yd Rec.	Winston
WF	5	59	1:56	FG	4	4:53	Aguayo 32 yd FG	Maguire
SYR	8	70	3:50	TD	1	11:10	Pender 12 yd Rush	Winston
SYR	12	44	5:52	FG	1	1:23	Aguayo 34 yd FG	Winston
SYR	6	65	2:15	TD	2	10:37	Pender 4 yd Rec.	Winston
SYR	6	75	2:40	TD	2	4:38	O'Leary 21 yd Rec.	Winston
SYR	11	79	5:07	TD	3	8:38	Wilson 7 yd Rec.	Winston
SYR	10	92	4:33	TD	4	13:45	Cook 7 yd Rush	Winston
ND	4	65	1:51	TD	1	0:19	Rudolph 11 yd Rec.	Winston
ND	10	39	3:41	FG	2	4:46	Aguayo 28 yd FG	Winston
ND	9	70	4:17	TD	3	10:37	Greene 10 yd Rec.	Winston
ND	7	75	3:48	TD	3	3:38	K. Williams 2 yd Rush	Winston
ND	10	75	4:01	TD	4	7:39	K. Williams 1 yd Rush	Winston
LOU	6	78	1:36	TD	2	0:33	O'Leary 0 yd Fumble Recovery	Winston
LOU	3	74	1:31	TD	3	9:51	Rudolph 68 yd Rec.	Winston
LOU	5	80	2:16	TD	3	6:17	Cook 40 yd Rush	Winston
LOU	4	65	0:48	TD	4	12:48	Lane 47 yd Rec.	Winston
LOU	1	38	0:09	TD	4	3:46	Cook 38 yd Rush	Winston
LOU	3	39	0:26	TD	4	2:11	Stevenson 35 yd Rec.	Winston

Opp.	Plays	Yards	TOP	Result	Qtr.	Time	How Scored	QB
UVA	3	23	0:48	TD	1	12:15	K. Williams 2 yd Rush	Winston
UVA	1	3	0:05	TD	2	14:26	K. Williams 3 yd Rush	Winston
UVA	1	22	0:06	TD	2	14:14	Greene 22 yd Rec.	Winston
UVA	15	80	6:48	TD	2	4:43	Winston 4 yd Rush	Winston
UVA	9	60	3:28	FG	3	4:41	Aguayo 43 yd FG	Winston
UVA	8	38	2:58	FG	3	0:16	Aguayo 40 yd FG	Winston
UM	5	69	1:17	TD	2	13:34	Cook 44 yd Rush	Winston
UM	9	50	3:27	FG	2	8:10	Aguayo 43 yd FG	Winston
UM	11	85	4:20	TD	3	4:19	Williams 11 yd Rec.	Winston
UM	8	47	2:27	FG	4	14:45	Aguayo 37 yd FG	Winston
UM	9	37	3:49	FG	4	7:12	Aguayo 54 yd FG	Winston
UM	5	62	2:06	TD	4	3:05	Cook 26 yd Rush	Winston
BC	14	75	6:24	TD	1	8:36	K. Williams 3 yd Rush	Winston
BC	11	56	4:35	FG	2	10:39	Aguayo 37 yd FG	Winston
BC	7	75	2:27	TD	2	3:02	O'Leary 30 yd Rec.	Winston
BC	12	66	4:34	FG	4	0:03	Aguayo 26 yd FG	Winston
UF				TD	1	1:12	Smith 94 yd Interception Return	
UF	12	93	5:03	TD	2	8:12	O'Leary 10 yd Rec.	Winston
UF	8	83	3:30	TD	2	2:14	O'Leary 6 yd Rec.	Winston
UF	10	55	6:19	FG	4	3:23	Aguayo 37 yd FG	Winston
GT	5	74	2:03	TD	1	7:42	O'Leary 46 yd Rec.	Winston
GT	7	75	2:30	TD	2	14:10	Cook 1 yd Rush	Winston
GT	6	71	2:15	TD	2	5:40	Greene 44 yd Rec.	Winston
GT	10	75	1:56	TD	2	0:30	Greene 9 yd Rec.	Winston
GT	10	59	4:48	FG	3	3:13	Aguayo 33 yd FG	Winston
GT	12	75	4:46	FG	4	10:25	Aguayo 32 yd FG	Winston
GT	6	36	2:55	FG	4	4:28	Aguayo 28 yd FG	Winston

FLORIDA STATE FOOTBALL

2014 TEAM STATISTICS

Team Statistics	FS	OPP
SCORING	452	299
Points Per Game	34.8	23.0
Points Off Turnovers	225	262
FIRST DOWNS	294	265
Rushing	101	129
Passing	170	119
Penalty	23	17
RUSHING YARDAGE	1753	2081
Yards gained rushing	2101	2421
Yards lost rushing	348	340
Rushing Attempts	412	528
Average Per Rush	4.3	3.9
Average Per Game	134.8	160.1
TDs Rushing	26	16
PASSING YARDAGE	3898	2837
Comp-Att-Int	301-468-19	222-399-13
Average Per Pass	8.3	7.1
Average Per Catch	13.0	12.8
Average Per Game	299.8	218.2
TDs Passing	25	20
TOTAL OFFENSE	5651	4918
Total Plays	880	927
Average Per Play	6.4	5.3
Average Per Game	434.7	378.3
KICK RETURNS: #-Yards	40-785	42-798
PUNT RETURNS: #-Yards	17-179	13-92
INT RETURNS: #-Yards	13-156	19-132
KICK RETURN AVERAGE	19.6	19.0
PUNT RETURN AVERAGE	10.5	7.1
INT RETURN AVERAGE	12.0	6.9
FUMBLES-LOST	16-8	21-11
PENALTIES-Yards	81-620	71-635
Average Per Game	47.7	48.8
PUNTS-Yards	44-1832	62-2635
Average Per Punt	41.6	42.5
Net punt average	38.6	37.7
KICKOFFS-Yards	91-5720	63-3856
Average Per Kick	62.9	61.2
Net kick average	41.2	41.2
TIME OF POSSESSION/Game	28:39	31:21
3RD-DOWN Conversions	74/159	86/200
3rd-Down Pct	47%	43%
4TH-DOWN Conversions	0/4	6/21
4th-Down Pct	0%	29%
SACKS BY-Yards	17-136	21-169
MISC YARDS	0	0
TOUCHDOWNS SCORED	54	36
FIELD GOALS-ATTEMPTS	25-27	17-24
ON-SIDE KICKS	0-0	0-2
RED-ZONE SCORES	(50-54) 93%	(35-48) 73%
RED-ZONE TOUCHDOWNS	(33-54) 61%	(25-48) 52%
PAT-ATTEMPTS	(53-53) 100%	(32-35) 91%
ATTENDANCE	575478	232822
Games/Avg Per Game	7/82211	4/58206
Neutral Site Games		2/63164

Score by Quarters	1st	2nd	3rd	4th	OT	Total
Florida State	79	148	112	107	6	452
Opponents	86	88	62	63	0	299

FLORIDA STATE FOOTBALL

2014 INDIVIDUAL STATISTICS

Rushing	gp	att	gain	loss	net	avg	td	lg	avg/g
Dalvin Cook	12	155	949	44	905	5.8	8	44	75.4
Karlos Williams	11	138	637	28	609	4.4	10	28	55.4
Mario Pender	8	39	217	16	201	5.2	4	56	25.1
Jameis Winston	12	49	223	143	80	1.6	3	28	6.7
Kermit Whitfield	13	3	40	0	40	13.3	0	21	3.1
Ryan Green	6	4	24	0	24	6.0	0	8	4.0
Mario Edwards Jr.	12	1	4	0	4	4.0	0	4	0.3
Johnathan Vickers	12	1	3	0	3	3.0	0	3	0.2
Freddie Stevenson	13	1	0	0	0	0.0	0	0	0.0
Nick O'Leary	13	0	0	0	0	0.0	1	0	0.0
Rashad Greene	13	1	0	2	-2	-2.0	0	0	-0.2
Cason Beatty	13	1	0	18	-18	-18.0	0	0	-1.4
TEAM	9	11	0	44	-44	-4.0	0	0	-4.9
Sean Maguire	3	8	4	53	-49	-6.1	0	3	-16.3
Total	13	412	2101	348	1753	4.3	26	56	134.8
Opponents	13	528	2421	340	2081	3.9	16	36	160.1

Passing	gp	effic	comp-att-int	pct	yds	td	lg	avg/g
Jameis Winston	12	146.96	276-422-17	65.4	3559	24	68	296.6
Sean Maguire	3	114.73	25-46-2	54.3	339	1	74	113.0
Total	13	143.79	301-468-19	64.3	3898	25	74	299.8
Opponents	13	125.39	222-399-13	55.6	2837	20	71	218.2

Receiving	gp	no.	yds	avg	td	lg	avg/g
Rashad Greene	13	93	1306	14.0	7	74	100.5
Nick O'Leary	13	47	614	13.1	6	46	47.2
Jesus Wilson	12	37	455	12.3	4	39	37.9
Travis Rudolph	12	32	459	14.3	3	68	38.2
Karlos Williams	11	24	206	8.6	1	27	18.7
Dalvin Cook	12	19	179	9.4	0	30	14.9
Ermon Lane	13	11	245	22.3	1	59	18.8
Kermit Whitfield	13	11	145	13.2	0	29	11.2
Mario Pender	8	10	56	5.6	1	11	7.0
Christian Green	12	6	120	20.0	1	62	10.0
Freddie Stevenson	13	6	60	10.0	1	35	4.6
Kevin Haplea	13	2	19	9.5	0	10	1.5
Jarred Haggins	13	1	18	18.0	0	18	1.4
Ja'Vonn Harrison	5	1	9	9.0	0	9	1.8
Ryan Izzo	2	1	7	7.0	0	7	3.5
Total	13	301	3898	13.0	25	74	299.8
Opponents	13	222	2837	12.8	20	71	218.2

Punt Returns	no.	yds	avg	td	lg
Rashad Greene	15	160	10.7	0	34
Jesus Wilson	2	19	9.5	0	13
Total	17	179	10.5	0	34
Opponents	13	92	7.1	0	28

Interceptions	no.	yds	avg	td	lg
Nate Andrews	2	9	4.5	1	9
Lamarcus Brutus	2	4	2.0	0	4
Jalen Ramsey	2	27	13.5	0	27
Terrance Smith	2	97	48.5	1	94
Jacob Pugh	2	5	2.5	0	5
Tyler Hunter	1	0	0.0	0	0
P.J. Williams	1	14	14.0	0	14
Reggie Northrup	1	0	0.0	0	0
Total	13	156	12.0	2	94
Opponents	19	132	6.9	0	27

Kick Returns	no.	yds	avg	td	lg
Kermit Whitfield	26	534	20.5	0	30
Jesus Wilson	7	173	24.7	0	34
Karlos Williams	3	41	13.7	0	14
Kevin Haplea	3	32	10.7	0	12
Freddie Stevenson	1	5	5.0	0	5
Total	40	785	19.6	0	34
Opponents	42	798	19.0	0	46

Fumble Returns	no.	yds	avg	td	lg
Reggie Northrup	1	31	31.0	1	31
Tyler Hunter	1	2	2.0	0	2
Total	2	33	16.5	1	31
Opponents	0	0	0.0	0	0

FLORIDA STATE FOOTBALL

2014 INDIVIDUAL STATISTICS

Scoring	td	fg	PAT				dxp	saf	pts
			kick	rush	rcv	pass			
Roberto Aguayo	-	25-27	53-53	-	-	-	-	128	
Karlos Williams	11	-	-	-	-	-	-	66	
Dalvin Cook	8	-	-	-	-	-	-	48	
Nick O'Leary	7	-	-	-	-	-	-	42	
Rashad Greene	7	-	-	-	-	-	-	42	
Mario Pender	5	-	-	-	-	-	-	30	
Jesus Wilson	4	-	-	-	-	-	-	24	
Travis Rudolph	3	-	-	-	-	-	-	18	
Jameis Winston	3	-	-	-	-	-	-	18	
Freddie Stevenson	1	-	-	-	-	-	-	6	
Ermon Lane	1	-	-	-	-	-	-	6	
Terrance Smith	1	-	-	-	-	-	-	6	
Reggie Northrup	1	-	-	-	-	-	-	6	
Nate Andrews	1	-	-	-	-	-	-	6	
Christian Green	1	-	-	-	-	-	-	6	
Total	54	25-27	53-53	-	-	-	-	452	
Opponents	36	17-24	32-35	-	-	0-1	-	299	

Total Offense	g	plays	rush	pass	total	avg/g
Jameis Winston	12	471	80	3559	3639	303.2
Dalvin Cook	12	155	905	0	905	75.4
Karlos Williams	11	138	609	0	609	55.4
Sean Maguire	3	54	-49	339	290	96.7
Mario Pender	8	39	201	0	201	25.1
Kermit Whitfield	13	3	40	0	40	3.1
Ryan Green	6	4	24	0	24	4.0
Mario Edwards Jr.	12	1	4	0	4	0.3
Johnathan Vickers	12	1	3	0	3	0.2
Rashad Greene	13	1	-2	0	-2	-0.2
Cason Beatty	13	1	-18	0	-18	-1.4
TEAM	9	11	-44	0	-44	-4.9
Total	13	880	1753	3898	5651	434.7
Opponents	13	927	2081	2837	4918	378.3

Field Goals	fg	pct.	01-19	20-29	30-39	40-49	50-99	lg	blk
Roberto Aguayo	25-27	92.6	0-0	7-7	9-9	6-8	3-3	53	0

FG Sequence	Florida State	Opponents
OSU	(36),(27),(37)	42,(37)
The Citadel	(22),(27),(24)	-
Clemson	(50)	23,(30),40
NC State	-	(37),(25)
Wake Forest	(43),(40),(52),(42),(32)	(36)
Syracuse	(34)	(21),(32)
Notre Dame	(28)	(34),(46)
LOUISVILLE	41	(33)
Virginia	(43),(40)	-
Miami	(43),(37),(53)	(45),29,(46)
Boston College	(37),40,(26)	(40),42
Florida	(37)	(52),(39),(43),(32),52,42
Georgia Tech	(33),(32),(28)	-

Punting	no.	yds	avg	lg	tb	fc	i20	50+	blk
Cason Beatty	44	1832	41.6	67	2	19	14	7	0
Total	44	1832	41.6	67	2	19	14	7	0
Opponents	62	2635	42.5	63	6	27	23	15	0

Kickoffs	no.	yds	avg	tb	ob	retn	net	ydIn
Roberto Aguayo	91	5720	62.9	47	2			
Total	91	5720	62.9	47	2	19.0	41.2	23
Opponents	63	3856	61.2	19	3	19.6	41.2	23

Numbers in (parentheses) indicate field goal was made.

All Purpose	g	rush	rcv	pr	kr	ir	total	avg/g
Rashad Greene	13	-2	1306	160	0	0	1464	112.6
Dalvin Cook	12	905	179	0	0	0	1084	90.3
Karlos Williams	11	609	206	0	41	0	856	77.8
Kermit Whitfield	13	40	145	0	534	0	719	55.3
Jesus Wilson	12	0	455	19	173	0	647	53.9
Nick O'Leary	13	0	614	0	0	0	614	47.2
Travis Rudolph	12	0	459	0	0	0	459	38.2
Mario Pender	8	201	56	0	0	0	257	32.1
Ermon Lane	13	0	245	0	0	0	245	18.8
Christian Green	12	0	120	0	0	0	120	10.0
Terrance Smith	11	0	0	0	0	97	97	8.8
Jameis Winston	12	80	0	0	0	0	80	6.7
Freddie Stevens	13	0	60	0	5	0	65	5.0
Kevin Haplea	13	0	19	0	32	0	51	3.9
Jalen Ramsey	13	0	0	0	0	27	27	2.1
Ryan Green	6	24	0	0	0	0	24	4.0
Jarred Haggins	13	0	18	0	0	0	18	1.4
P.J. Williams	12	0	0	0	0	14	14	1.2
Ja'Vonn Harriso	5	0	9	0	0	0	9	1.8
Nate Andrews	13	0	0	0	0	9	9	0.7
Ryan Izzo	2	0	7	0	0	0	7	3.5
Jacob Pugh	12	0	0	0	0	5	5	0.4
Lamaricus Brutu	13	0	0	0	0	4	4	0.3
Mario Edwards J	12	4	0	0	0	0	4	0.3
Johnathan Vicke	12	3	0	0	0	0	3	0.2
Cason Beatty	13	-18	0	0	0	0	-18	-1.4
TEAM	9	-44	0	0	0	0	-44	-4.9
Sean Maguire	3	-49	0	0	0	0	-49	-16.3
Total	13	1753	3898	179	785	156	6771	520.8
Opponents	13	2081	2837	92	798	132	5940	456.9

FLORIDA STATE FOOTBALL

2014 DEFENSIVE STATISTICS

#	Defensive Leaders	gp	Tackles				Sacks no-yds	Pass defense			Fumbles		blkd	
			ua	a	tot	tfl/yds		int-yds	brup	qbh	rcv-yds	ff	kick	saf
5N	Reggie Northrup	13	55	58	113	4.0-7	1.0-1	1-0	1	1	1-31	1	.	.
24	Terrance Smith	11	47	38	85	4.5-12	1.0-6	2-97	1	2	.	2	.	.
29	Nate Andrews	13	59	24	83	0.5-2	.	2-9	5	1	2-0	1	.	.
8	Jalen Ramsey	13	43	32	75	9.5-47	3.0-32	2-27	11	2	.	2	1	.
26	P.J. Williams	12	44	16	60	6.0-15	1.0-9	1-14	10	1	1-0	1	.	.
1	Tyler Hunter	13	45	15	60	2.0-19	1.0-9	1-0	7	1	1-2	.	.	.
15	Mario Edwards Jr.	12	25	19	44	11.0-50	3.0-27	.	5	2	.	2	.	.
3	Ronald Darby	13	25	12	37	1.0-2	.	.	4	.	.	1	.	.
44	Demarcus Walker	13	26	10	36	6.0-18	1.0-6	.	.	4	.	1	.	.
90	Eddie Goldman	13	19	16	35	8.0-30	4.0-24	.	1	1	1-0	1	.	.
43	Desmond Hollin	12	16	13	29	4.0-10
21	Chris Casher	12	13	13	26	3.5-10	1.0-5	.	2
7T	Matthew Thomas	7	18	4	22	2.5-5
41	Lorenzo Featherston	10	9	10	19	5.0-31	1.0-17	.	.	2	1-0	1	.	.
11	Derrick Mitchell Jr.	11	6	13	19	1.0-2	.	.	2	1	1-0	.	.	.
1L	E.J. Levenberry	12	11	8	19	1.0-2	.	.	1
91	Derrick Nnadi	8	8	8	16	1.5-2	.	.	1	1
42	Lamarcus Brutus	13	7	7	14	.	.	2-4	1
16	Jacob Pugh	12	7	4	11	2.0-4	.	2-5	1	.	1-0	.	.	.
20	Trey Marshall	10	5	6	11	1.5-3
18	Ro'Derrick Hoskins	12	2	7	9
99	Nile LawrenceStampf	3	4	5	9	0.5-0
37	Keelin Smith	11	4	3	7
19	Roberto Aguayo	13	4	.	4
22	Johnathan Vickers	12	3	.	3
2L	Tyrell Lyons	10	1	2	3
23	Freddie Stevenson	13	2	1	3
12	Jarred Haggins	13	1	2	3
27	Marquez White	11	2	1	3
35	Nick O'Leary	13	2	.	2
4	Dalvin Cook	12	.	2	2
52	Ukeme Eligwe	1	.	2	2
4N	Giorgio Newberry	13	1	1	2	1-0	.	.	.
95	Keith Bryant	1	1	1	2
92	Justin Shanks	5	1	1	2
54	Tre' Jackson	13	1	.	1
62	Austin Barron	6	1	.	1
6	Nick Waisome	11	1	.	1
98	Rick Leonard	3	1	.	1
93	Demarcus Christmas	2	.	1	1
6	Ryan Green	6	.	1	1
5	Jameis Winston	12	1	.	1	1	.	.
70	Josue Matias	13	1	.	1
80	Rashad Greene	13	1	.	1
1R	Travis Rudolph	12	1-0	.	.	.
	Total	13	523	356	879	75-271	17-136	13-156	53	19	11-33	14	1	.

2014 GAME-BY-GAME STARTS

	OSU	CIT	CLEM	NCST	WF	SU	ND	LOU	UVA	MIA	BC	UF	ACC	CFP
X	Greene	Greene	Greene	Greene	Greene	Greene	Greene	Greene	Greene	Greene	Greene	Greene	Greene	Greene
LT	Erving	Erving	Erving	Erving	Erving	Erving	Erving	Erving	Erving	Johnson	Johnson	Johnson	Johnson	Johnson
LG	Matias	Matias	Matias	Matias	Matias	Matias	Matias	Matias	Matias	Matias	Matias	Matias	Matias	Matias
C	Barron	Barron	Barron	Barron	Barron	Hoefeld	Hoefeld	Hoefeld	Hoefeld	Erving	Erving	Erving	Erving	Erving
RG	Jackson	Jackson	Jackson	Jackson	Jackson	Jackson	Jackson	Jackson	Jackson	Jackson	Jackson	Jackson	Jackson	Jackson
RT	Hart	Hart	Hart	Hart	Hart	Hart	Hart	Hart	Hart	Hart	Hart	Hart	Hart	Hart
Y	O'Leary (TE)	O'Leary (TE)	O'Leary (TE)	Wilson	O'Leary (TE)	Wilson	Wilson	O'Leary (TE)	Wilson	O'Leary (TE)	O'Leary (TE)	Wilson	Wilson	Wilson
Z	Green	Green	Green	Green	Green	Rudolph	Rudolph	Lane	Rudolph	Wilson	Lane	Rudolph	Rudolph	Rudolph
QB	Winston	Winston	Maguire	Winston	Winston	Winston	Winston	Winston	Winston	Winston	Winston	Winston	Winston	Winston
FB	Stevenson	Stevenson	Stevenson	O'Leary (TE)	Stevenson	O'Leary (TE)	O'Leary (TE)	Stevenson	O'Leary (TE)	Stevenson	Stevenson	O'Leary (TE)	O'Leary (TE)	O'Leary (TE)
TB	K. Williams	K. Williams	K. Williams	K. Williams	K. Williams	Pender	Cook	K. Williams	K. Williams	K. Williams	K. Williams	K. Williams	Cook	Cook
PK	Aguayo	Aguayo	Aguayo	Aguayo	Aguayo	Aguayo	Aguayo	Aguayo	Aguayo	Aguayo	Aguayo	Aguayo	Aguayo	Aguayo
DS	Gabbard	Gabbard	Gabbard	Gabbard	Gabbard	Gabbard	Gabbard	Gabbard	Gabbard	Gabbard	Gabbard	Gabbard	Gabbard	Gabbard
HO	Beatty	Beatty	Beatty	Beatty	Beatty	Beatty	Beatty	Beatty	Beatty	Beatty	Beatty	Beatty	Beatty	Beatty
KO	Aguayo	Aguayo	Aguayo	Aguayo	Aguayo	Aguayo	Aguayo	Aguayo	Aguayo	Aguayo	Aguayo	Aguayo	Aguayo	Aguayo
P	Beatty	Beatty	Beatty	Beatty	Beatty	Beatty	Beatty	Beatty	Beatty	Beatty	Beatty	Beatty	Beatty	Beatty
DT	Goldman	Goldman	Goldman	Goldman	Goldman	Goldman	Goldman	Goldman	Goldman	Goldman	Goldman	Goldman	Goldman	Goldman
NG	Lawrence-Stample	Lawrence-Stample	Mitchell (DE)	Mitchell	Hollin	Hollin	Mitchell	Mitchell	Mitchell	Mitchell	Mitchell	Mitchell	Mitchell	Mitchell
JLB	Edwards, Jr.	Edwards, Jr.	Edwards, Jr.	Casher	Edwards Jr.	Edwards Jr.	Edwards Jr.	Edwards Jr.	Edwards Jr.	Edwards Jr. (DE)	Edwards Jr.	Edwards Jr.	Edwards Jr.	Edwards Jr.
WLB	Smith	Smith	Smith	Smith	Levenberry	Smith	Smith	Thomas	Smith	Smith	Smith	Smith	Smith	Thomas
MLB	Northrup	Northrup	Northrup	Northrup	Northrup	Northrup	Northrup	Northrup	Northrup	Northrup	Northrup	Northrup	Northrup	Northrup
SLB	Walker	Walker	Walker	Walker	Featherston	Featherston	Featherston	Walker	Walker	Walker	Walker	Walker	Walker	Walker
NB	Ramsey	Ramsey	Ramsey	Ramsey	Ramsey	Ramsey	Ramsey	Ramsey	Ramsey	Casher (JB)	Ramsey	Ramsey	Ramsey	Ramsey
CB	Darby	Darby	Darby	Darby	Darby	Darby	Darby	Darby	Darby	Darby	Darby	Darby	Darby	Darby
FS	Hunter	Hunter	Hunter	Hunter	Hunter	Hunter	Hunter	Hunter	Hunter	Hunter	Hunter	Hunter	Hunter	Hunter
SS	Andrews	Andrews	Andrews	Andrews	Andrews	Andrews	Andrews	Andrews	Andrews	Ramsey	Andrews	Andrews	Andrews	Andrews
CB	P.J. Williams	P.J. Williams	P.J. Williams	P.J. Williams	P.J. Williams	P.J. Williams	P.J. Williams	P.J. Williams	P.J. Williams	P.J. Williams	P.J. Williams	P.J. Williams	P.J. Williams	P.J. Williams

CAREER STARTS LIST

Player	'11	'12	'13	'14	Ttl
Roberto Aguayo	-	-	14	13	27
Nate Andrews	-	-	1	12	13
Austin Barron	3	1	1	5	10
Cason Beatty	-	14	14	13	41
Ruben Carter	-	-	1	-	1
Chris Casher	-	-	-	2	2
Dalvin Cook	-	-	-	2	2
Ronald Darby	-	-	9	13	22
Mario Edwards Jr.	-	2	11	12	25
Cameron Erving	-	14	14	13	41
Lorenzo Featherston	-	-	-	3	3
Eddie Goldman	-	-	12	13	25
Christian Green	4	-	-	5	9
Rashad Greene	3	13	13	13	42
Jarred Haggins	1	2	-	-	3
Kevin Haplea	-	2	-	-	2
Bobby Hart	9	-	14	13	36
Ryan Hoefeld	-	-	-	4	4
Desmond Hollin	-	-	-	2	2
Tyler Hunter	-	3	3	13	19
Tre' Jackson	1	14	13	13	41
Roderick Johnson	-	-	-	4	4
Ermon Lane	-	-	-	2	2
Nile Lawrence-Stample	-	-	6	2	8
E.J. Levenberry	-	-	1	1	2
Sean Maguire	-	-	-	1	1
Josue Matias	1	14	14	13	42
Derrick Mitchell Jr.	-	-	-	9	9
Georgio Newberry	-	-	1	-	1
Reggie Northrup	-	-	-	13	13
Nick O'Leary	2	11	13	13	39
Mario Pender	-	-	-	1	1
Jalen Ramsey	-	-	14	13	27
Travis Rudolph	-	-	-	5	5
Terrance Smith	-	-	10	10	20
Freddie Stevenson	-	-	-	7	7
Matthew Thomas	-	-	-	2	2
Nick Waisome	-	14	-	1	15
DeMarcus Walker	-	-	3	10	13
Karlos Williams	-	1	-	10	11
P.J. Williams	-	-	11	13	24
Jesus Wilson	-	-	-	7	7
Jameis Winston	-	-	14	12	26

(Bowl Games Included in Totals)

2014 GAME BY GAME CAPTAINS

OKLAHOMA STATE	Mario Edwards, Jr. Rashad Greene Jarred Haggins
THE CITADEL	Christian Green Tre' Jackson Terrance Smith
CLEMSON	Mario Edwards Jr. Cameron Erving Jarred Haggins
NC STATE	Terrance Smith Tre' Jackson Jarred Haggins
WAKE FOREST	Jarred Haggins Josue Matias Eddie Goldman
SYRACUSE	Jarred Haggins Mario Edwards Jr. Rashad Greene
NOTRE DAME	Jarred Haggins Mario Edwards Jr. Bobby Hart Tre' Jackson
LOUISVILLE	Jarred Haggins Mario Edwards Jr. Rashad Greene
VIRGINIA	Jarred Haggins Tre' Jackson Eddie Goldman
MIAMI	Jarred Haggins Rashad Greene Eddie Goldman
BOSTON COLLEGE	Jarred Haggins Nick Waisome Josue Matias Desmond Hollin
FLORIDA	Jarred Haggins Tre' Jackson Rashad Greene Eddie Goldman
GEORGIA TECH (ACC CHAMPIONSHIP)	Jarred Haggins Tre' Jackson Eddie Goldman

FLORIDA STATE FOOTBALL

2014 GAME-BY-GAME PARTICIPATION

	Name	GP/GS	OSU	CIT	CLEM	NCST	WF	SU	ND	LOU	UVA	MIA	BC	UF	GT
19	Aguayo, R.	13/-	XXX	XXX	XXX	XXX	XXX	XXX	XXX	XXX	XXX	XXX	XXX	XXX	XXX
29	Andrews, N.	13/12	START	START	START	START	START	START	START	START	START	START	START	START	START
72	Are, K.	4/-	XXX	XXX	XXX	XXX
62	Barron, A.	6/5	START	START	START	START	START	XXX	XXX
38	Beatty, C.	13/-	XXX	XXX	XXX	XXX	XXX	XXX	XXX	XXX	XXX	XXX	XXX	XXX	XXX
78	Bell, W.	2/-	...	XXX	XXX
42	Brutus, L.	13/-	XXX	XXX	XXX	XXX	XXX	XXX	XXX	XXX	XXX	XXX	XXX	XXX	XXX
95	Bryant, K.	1/-	...	XXX
65	Carter, R.	1/-	XXX
21	Casher, C.	12/2	...	XXX	XXX	START	XXX	XXX	XXX	XXX	XXX	START	XXX	XXX	XXX
93	Christmas, D.	2/-	...	XXX	XXX
4	Cook, D.	12/2	...	XXX	XXX	XXX	XXX	XXX	START	XXX	XXX	XXX	XXX	XXX	START
3	Darby, R.	13/13	START	START	START	START	START	START	START	START	START	START	START	START	START
3D	Dixon, R.	1/-	XXX
15	Edwards, M.	12/12	START	START	START	...	START	START	START	START	START	START	START	START	START
52	Eligwe, U.	1/-	XXX
75	Erving, C.	13/13	START	START	START	START	START	START	START	START	START	START	START	START	START
41	Featherston, L.	10/3	XXX	XXX	XXX	XXX	START	START	START	XXX	XXX	XXX
1F	Franklin, J.	2/-	...	XXX	XXX
47	Gabbard, S.	13/-	XXX	XXX	XXX	XXX	XXX	XXX	XXX	XXX	XXX	XXX	XXX	XXX	XXX
90	Goldman, E.	13/13	START	START	START	START	START	START	START	START	START	START	START	START	START
89	Green, C.	12/5	START	START	START	START	START	XXX	XXX	XXX	XXX	XXX	XXX	XXX	...
6	Green, R.	6/-	XXX	XXX	XXX	XXX	XXX	XXX
80	Greene, R.	13/13	START	START	START	START	START	START	START	START	START	START	START	START	START
12	Haggins, J.	13/-	XXX	XXX	XXX	XXX	XXX	XXX	XXX	XXX	XXX	XXX	XXX	XXX	XXX
33	Haplea, K.	13/-	XXX	XXX	XXX	XXX	XXX	XXX	XXX	XXX	XXX	XXX	XXX	XXX	XXX
13	Harrison, J.	5/-	...	XXX	XXX	XXX	XXX	XXX	XXX
51	Hart, B.	13/13	START	START	START	START	START	START	START	START	START	START	START	START	START
59	Hoeffield, R.	7/4	...	XXX	XXX	START	START	START	START	XXX
43	Hollin, D.	12/2	...	XXX	XXX	XXX	START	START	XXX	XXX	XXX	XXX	XXX	XXX	XXX
18	Hoskins, R.	12/-	XXX	XXX	XXX	XXX	XXX	XXX	XXX	...	XXX	XXX	XXX	XXX	XXX
1	Hunter, T.	13/13	START	START	START	START	START	START	START	START	START	START	START	START	START
81	Izzo, R.	2/-	XXX	XXX
87	Jackson, J.	1/-	...	XXX
28	Jackson, M.	3/-	...	XXX	XXX	XXX	...
54	Jackson, T.	13/13	START	START	START	START	START	START	START	START	START	START	START	START	START
77	Johnson, R.	7/4	...	XXX	XXX	XXX	START	START	START	START
85	Kerr, J.	13/-	XXX	XXX	XXX	XXX	XXX	XXX	XXX	XXX	XXX	XXX	XXX	XXX	XXX
1A	Lane, E.	13/2	XXX	XXX	XXX	XXX	XXX	XXX	XXX	START	XXX	XXX	START	XXX	XXX
99	LawrenceStample	3/2	START	START	XXX
98	Leonard, R.	3/-	...	XXX	XXX	XXX
1L	Levenberry, E.	12/1	XXX	XXX	XXX	XXX	START	XXX	XXX	...	XXX	XXX	XXX	XXX	XXX
2L	Lyons, T.	10/-	XXX	XXX	XXX	XXX	XXX	XXX	XXX	XXX	XXX	XXX	...
10	Maguire, S.	3/1	...	XXX	START	...	XXX
20	Marshall, T.	10/-	XXX	XXX	XXX	XXX	XXX	XXX	XXX	XXX	XXX	XXX
70	Matias, J.	13/13	START	START	START	START	START	START	START	START	START	START	START	START	START
55	Mavety, C.	2/-	...	XXX	XXX
11	Mitchell, D.	11/9	XXX	XXX	START	START	START	START	START	START	START	START	START
4N	Newberry, G.	13/-	XXX	XXX	XXX	XXX	XXX	XXX	XXX	XXX	XXX	XXX	XXX	XXX	XXX
91	Nnadi, D.	8/-	...	XXX	XXX	XXX	XXX	...	XXX	XXX	...	XXX	XXX
5N	Northrup, R.	13/13	START	START	START	START	START	START	START	START	START	START	START	START	START
35	O'Leary, N.	13/13	START	START	START	START	START	START	START	START	START	START	START	START	START
7	Pender, M.	8/1	XXX	XXX	XXX	...	XXX	START	XXX	XXX	XXX	...
16	Pugh, J.	12/-	XXX	XXX	XXX	XXX	XXX	XXX	XXX	...	XXX	XXX	XXX	XXX	XXX
8	Ramsey, J.	13/13	START	START	START	START	START	START	START	START	START	START	START	START	START
1R	Rudolph, T.	12/5	XXX	XXX	...	XXX	XXX	START	START	XXX	START	XXX	XXX	START	START
88	Saunders, M.	1/-	XXX
92	Shanks, J.	5/-	...	XXX	XXX	...	XXX	XXX	...	XXX
37	Smith, K.	11/-	...	XXX	XXX	XXX	XXX	XXX	XXX	XXX	...	XXX	XXX	XXX	XXX
24	Smith, Terr.	11/10	START	START	START	START	...	START	START	...	START	START	START	START	XXX
23	Stevenson, F.	13/7	START	START	START	XXX	START	XXX	XXX	START	XXX	START	START	XXX	XXX
7T	Thomas, M.	7/2	XXX	START	XXX	XXX	XXX	XXX	START
22	Vickers, J.	12/-	XXX	XXX	...	XXX	XXX	XXX	XXX	XXX	XXX	XXX	XXX	XXX	XXX
6W	Waisome, N.	11/1	XXX	START	XXX	XXX	XXX	XXX	XXX	XXX	XXX	XXX	XXX
44	Walker, D.	13/10	START	START	START	START	XXX	XXX	XXX	START	START	START	START	START	START
66	Weeks, K.	13/-	XXX	XXX	XXX	XXX	XXX	XXX	XXX	XXX	XXX	XXX	XXX	XXX	XXX
27	White, M.	11/-	XXX	XXX	...	XXX	XXX	XXX	XXX	XXX	XXX	XXX	XXX	XXX	...
8W	Whitfield, K.	13/-	XXX	XXX	XXX	XXX	XXX	XXX	XXX	XXX	XXX	XXX	XXX	XXX	XXX
9	Williams, K.	11/10	START	START	START	START	START	...	XXX	START	START	START	START	START	...
26	Williams, P.J.	12/12	START	...	START	START	START	START	START	START	START	START	START	START	START
3W	Wilson, J.	12/6	...	XXX	XXX	XXX	XXX	START	START	XXX	START	START	XXX	START	START
5	Winston, J.	12/12	START	START	...	START	START	START	START	START	START	START	START	START	START

FLORIDA STATE FOOTBALL

2014 GAME-BY-GAME TEAM STATISTICS

TEAM STATISTICS

Date	Opponent	Rushing				Receiving				Passing				Kick Returns				Punt Returns				tot off
		no.	yds	td	lg	no.	yds	td	lg	cmp-att-int	yds	td	lg	no.	yds	td	lg	no.	yds	td	lg	
Aug 30	vs OSU	31	106	2	28	25	370	1	62	25-40-2	370	1	62	3	44	0	25	1	2	0	2	476
Sep 06	THE CITADEL	35	210	2	21	25	284	2	46	25-32-0	284	2	46	1	12	0	12	2	28	0	13	494
Sep 20	CLEMSON	27	13	2	13	21	304	1	74	21-39-2	304	1	74	4	65	0	29	1	28	0	28	317
Sep 27	at NC State	33	166	4	35	26	365	4	40	26-38-2	365	4	40	5	101	0	34	2	18	0	20	531
Oct 04	WAKE FOREST	33	171	2	56	24	304	1	59	24-41-1	304	1	59	2	54	0	29	2	32	0	16	475
Oct 11	at Syracuse	36	165	2	23	30	317	3	44	30-36-0	317	3	44	2	36	0	18	2	5	0	4	482
Oct 18	NOTRE DAME	26	50	2	10	23	273	2	33	23-31-1	273	2	33	3	64	0	30	1	17	0	17	323
Oct 30	at LOUISVILLE	30	173	3	40	25	401	3	68	25-48-3	401	3	68	5	104	0	26	2	11	0	7	574
Nov 08	VIRGINIA	39	115	3	20	22	261	1	40	22-35-2	261	1	40	2	35	0	20	1	-2	0	0	376
Nov 15	at Miami	19	114	2	44	25	304	1	29	25-42-1	304	1	29	4	99	0	27	2	34	0	34	418
Nov 22	BOSTON COLLEGE	29	110	1	20	22	281	1	30	22-32-1	281	1	30	0	0	0	0	1	6	0	6	391
Nov 29	FLORIDA	41	181	0	27	12	125	2	30	12-24-4	125	2	30	6	92	0	23	0	0	0	0	306
Dec 06	vs Georgia Tech	33	179	1	26	21	309	3	46	21-30-0	309	3	46	3	79	0	28	0	0	0	0	488
Opponents		412	1753	26	56	301	3898	25	74	301-468-19	3898	25	74	40	785	0	34	17	179	0	34	5651
		528	2081	16	36	222	2837	20	71	222-399-13	2837	20	71	42	798	0	46	13	92	0	28	4918

Games played: 13

Avg per rush: 4.3

Avg per catch: 13.0

Pass efficiency: 143.79

Kick ret avg: 19.6

Punt ret avg: 10.5

All purpose avg/game: 520.8

Total offense avg/gm: 434.7

Date	Opponent	Tackles				Sacks no-yds	Fumble		Pass Defense			blkd kick	PAT Attempts			off			
		ua	a	total	tfl-yds		ff	fr-yds	int-yds	qbh	brup		kick	rush	rcv	saf	t/o	pts	
Aug 30	vs OSU	37	34	71	3.0-20	1.0-14	1	1-0	1-9	3	5	0	4-4	0	0	0	0	28	37
Sep 06	THE CITADEL	36	42	78	7.0-21	0.0-0	2	0-0	0-0	0	2	0	4-4	0	0	0	0	0	37
Sep 20	CLEMSON	39	32	71	5.0-13	1.0-4	1	1-0	0-0	2	3	0	2-2	0	0	0	0	0	23
Sep 27	at NC State	44	50	94	7.0-45	4.0-38	3	2-0	0-0	4	4	0	8-8	0	0	0	0	28	56
Oct 04	WAKE FOREST	34	42	76	11.0-34	1.0-9	2	2-31	1-14	2	4	0	4-4	0	0	0	0	28	43
Oct 11	at Syracuse	44	4	48	5.0-9	1.0-1	0	0-0	3-27	1	1	0	5-5	0	0	0	0	30	38
Oct 18	NOTRE DAME	51	20	71	5.0-16	3.0-13	1	0-0	2-5	1	10	0	4-4	0	0	0	0	0	31
Oct 30	at LOUISVILLE	49	12	61	6.0-20	1.0-12	1	1-0	1-0	2	7	0	6-6	0	0	0	0	0	42
Nov 08	VIRGINIA	34	22	56	9.0-43	4.0-31	1	2-0	1-3	2	4	0	4-4	0	0	0	0	77	34
Nov 15	at Miami	47	10	57	3.0-4	0.0-0	2	2-2	1-0	1	6	1	3-3	0	0	0	0	6	30
Nov 22	BOSTON COLLEGE	36	28	64	7.0-36	1.0-14	0	0-0	0-0	1	2	0	2-2	0	0	0	0	0	20
Nov 29	FLORIDA	27	22	49	3.0-6	0.0-0	0	0-0	2-94	0	5	0	3-3	0	0	0	0	28	24
Dec 06	vs Georgia Tech	45	38	83	4.0-4	0.0-0	0	0-0	1-4	0	0	0	4-4	0	0	0	0	0	37
Opponents		523	356	879	75.0-271	17.0-136	14	11-33	13-156	19	53	1	53-53	0	0	0	0	225	452
		526	274	800	64.0-299	21.0-169	9	8-0	19-132	24	50	0	32-35	0	0	0	0	262	299

Date	Opponent	Punting										Field Goals			Kickoffs				
		no.	yds	avg	long	blkd	tb	fc	50+	i20	md-att	long	blkd	no.	yds	avg	tb	ob	
Aug 30	vs OSU	5	179	35.8	39	0	0	3	0	0	3-3	37	0	8	464	58.0	1	0	
Sep 06	THE CITADEL	1	40	40.0	40	0	0	0	0	0	3-3	27	0	8	525	65.6	8	0	
Sep 20	CLEMSON	8	323	40.4	50	0	0	5	1	4	1-1	50	0	4	252	63.0	2	0	
Sep 27	at NC State	3	119	39.7	42	0	0	2	0	1	0-0	0	0	9	560	62.2	2	0	
Oct 04	WAKE FOREST	2	77	38.5	39	0	1	0	0	0	5-5	52	0	10	631	63.1	3	1	
Oct 11	at Syracuse	2	92	46.0	48	0	0	1	0	1	1-1	34	0	7	432	61.7	3	0	
Oct 18	NOTRE DAME	5	211	42.2	54	0	0	2	1	1	1-1	28	0	6	370	61.7	2	0	
Oct 30	at LOUISVILLE	4	181	45.2	54	0	1	2	2	3	0-1	0	0	7	443	63.3	4	0	
Nov 08	VIRGINIA	4	194	48.5	67	0	0	1	1	1	2-2	43	0	7	444	63.4	5	1	
Nov 15	at Miami	3	125	41.7	52	0	0	2	1	1	3-3	53	0	7	455	65.0	6	0	
Nov 22	BOSTON COLLEGE	2	98	49.0	54	0	0	0	1	1	2-3	37	0	5	320	64.0	4	0	
Nov 29	FLORIDA	3	109	36.3	43	0	0	1	0	0	1-1	37	0	5	323	64.6	2	0	
Dec 06	vs Georgia Tech	2	84	42.0	43	0	0	0	0	1	3-3	33	0	8	501	62.6	5	0	
Opponents		44	1832	41.6	67	0	2	19	7	14	25-27	53	0	91	5720	62.9	47	2	
		62	2635	42.5	63	0	6	27	15	23	17-24	52	0	63	3856	61.2	19	3	

FLORIDA STATE FOOTBALL

2014 GAME-BY-GAME OPPONENT STATISTICS

OPPONENT STATISTICS

Date	Opponent	Rushing				Receiving				Passing				Kick Returns				Punt Returns				tot off
		no.	yds	td	lg	no.	yds	td	lg	cmp-att-int	yds	td	lg	no.	yds	td	lg	no.	yds	td	lg	
Aug 30	vs OSU	42	161	3	24	15	203	1	55	15-28-1	203	1	55	7	159	0	46	2	32	0	28	364
Sep 06	THE CITADEL	56	250	0	29	5	72	2	24	5-14-0	72	2	24	0	0	0	0	0	0	0	0	322
Sep 20	CLEMSON	40	101	2	14	22	306	0	39	22-33-0	306	0	39	2	25	0	13	1	0	0	0	407
Sep 27	at NC State	37	161	2	36	32	359	3	54	32-50-0	359	3	54	7	90	0	26	1	6	0	6	520
Oct 04	WAKE FOREST	39	40	0	17	13	86	0	22	13-22-1	86	0	22	6	115	0	30	1	10	0	10	126
Oct 11	at Syracuse	31	156	0	35	21	256	2	41	21-36-3	256	2	41	4	85	0	29	0	0	0	0	412
Oct 18	NOTRE DAME	35	157	0	20	31	313	3	30	31-52-2	313	3	30	4	67	0	20	1	5	0	5	470
Oct 30	at LOUISVILLE	33	158	3	20	20	330	1	71	20-38-1	330	1	71	3	46	0	19	1	0	0	0	488
Nov 08	VIRGINIA	32	37	0	15	20	220	3	26	20-35-1	220	3	26	1	33	0	33	1	7	0	7	257
Nov 15	at Miami	40	176	1	28	16	316	2	61	16-34-1	316	2	61	1	26	0	26	1	8	0	8	492
Nov 22	BOSTON COLLEGE	51	240	1	21	6	73	1	49	6-11-0	73	1	49	1	22	0	22	1	7	0	7	313
Nov 29	FLORIDA	33	113	0	14	13	169	1	42	13-32-2	169	1	42	3	85	0	40	2	16	0	16	282
Dec 06	vs Georgia Tech	59	331	4	20	8	134	1	27	8-14-1	134	1	27	3	45	0	17	1	1	0	1	465
		528	2081	16	36	222	2837	20	71	222-399-13	2837	20	71	42	798	0	46	13	92	0	28	4918
Florida State		412	1753	26	56	301	3898	25	74	301-468-19	3898	25	74	40	785	0	34	17	179	0	34	5651

Games played: 13

Avg per rush: 3.9

Avg per catch: 12.8

Pass efficiency: 125.39

Kick ret avg: 19.0

Punt ret avg: 7.1

All purpose avg/game: 456.9

Total offense avg/gm: 378.3

Date	Opponent	Tackles				Sacks no-yds	Fumble		Pass Defense			blkd kick	PAT Attempts			off		
		ua	a	total	tfl-yds		ff	fr-yds	int-yds	qbh	brup		kick	rush	rcv	saf	t/o	pts
Aug 30	vs OSU	38	28	66	5.0-28	2.0-20	1	0-0	2-14	1	5	0	4-4	0	0	0	6	31
Sep 06	THE CITADEL	41	28	69	3.0-5	0.0-0	1	0-0	0-0	0	2	0	0-1	0	0	0	0	12
Sep 20	CLEMSON	35	20	55	10.0-60	5.0-49	0	0-0	2-28	4	6	0	2-2	0	0	0	14	17
Sep 27	at NC State	37	38	75	7.0-35	3.0-26	1	2-0	2-19	1	3	0	5-5	0	0	0	80	41
Oct 04	WAKE FOREST	44	14	58	7.0-35	3.0-12	1	1-0	1-26	2	4	0	0-0	0	0	0	6	3
Oct 11	at Syracuse	54	16	70	4.0-12	1.0-7	2	2-0	0-0	1	4	0	2-2	0	0	0	9	20
Oct 18	NOTRE DAME	37	16	53	6.0-24	1.0-8	0	0-0	1-0	3	2	0	3-3	0	0	0	14	27
Oct 30	at LOUISVILLE	42	20	62	2.0-23	2.0-23	0	0-0	3-14	7	7	0	4-4	0	0	0	28	31
Nov 08	VIRGINIA	39	24	63	4.0-18	2.0-11	1	1-0	2-0	1	4	0	2-3	0	0	0	73	20
Nov 15	at Miami	34	14	48	4.0-10	1.0-5	2	2-0	1-0	1	5	0	2-3	0	0	0	6	26
Nov 22	BOSTON COLLEGE	39	18	57	2.0-19	0.0-0	0	0-0	1-4	2	0	0	2-2	0	0	0	14	17
Nov 29	FLORIDA	46	12	58	9.0-26	1.0-8	0	0-0	4-27	1	4	0	1-1	0	0	0	12	19
Dec 06	vs Georgia Tech	40	26	66	1.0-4	0.0-0	0	0-0	0-0	0	4	0	5-5	0	0	0	0	35
		526	274	800	64.0-299	21.0-169	9	8-0	19-132	24	50	0	32-35	0	0	0	262	299
Florida State		523	356	879	75.0-271	17.0-136	14	11-33	13-156	19	53	1	53-53	0	0	0	225	452

Date	Opponent	Punting								Field Goals			Kickoffs					
		no.	yds	avg	long	blkd	tb	fc	50+	i20	md-att	long	blkd	no.	yds	avg	tb	ob
Aug 30	vs OSU	6	240	40.0	52	0	0	4	2	4	1-2	37	0	4	227	56.8	1	0
Sep 06	THE CITADEL	4	188	47.0	54	0	2	0	1	1	0-0	0	0	3	118	39.3	0	1
Sep 20	CLEMSON	7	302	43.1	57	0	0	4	2	2	1-3	30	0	4	210	52.5	0	0
Sep 27	at NC State	5	238	47.6	54	0	0	3	2	3	2-2	37	0	8	491	61.4	3	0
Oct 04	WAKE FOREST	9	395	43.9	63	0	0	5	2	4	1-1	36	0	2	127	63.5	0	0
Oct 11	at Syracuse	3	145	48.3	54	0	0	1	1	1	2-2	32	0	5	312	62.4	2	1
Oct 18	NOTRE DAME	3	131	43.7	52	0	0	1	1	2	2-2	46	0	6	376	62.7	2	1
Oct 30	at LOUISVILLE	6	217	36.2	48	0	1	2	0	0	1-1	33	0	6	384	64.0	1	0
Nov 08	VIRGINIA	7	292	41.7	50	0	2	4	1	1	0-0	0	0	4	260	65.0	2	0
Nov 15	at Miami	3	126	42.0	52	0	0	1	1	1	2-3	46	0	6	383	63.8	2	0
Nov 22	BOSTON COLLEGE	4	153	38.2	52	0	0	0	1	2	1-2	40	0	4	260	65.0	4	0
Nov 29	FLORIDA	3	139	46.3	53	0	1	1	1	1	4-6	52	0	6	384	64.0	0	0
Dec 06	vs Georgia Tech	2	69	34.5	35	0	0	1	0	1	0-0	0	0	5	324	64.8	2	0
		62	2635	42.5	63	0	6	27	15	23	17-24	52	0	63	3856	61.2	19	3
Florida State		44	1832	41.6	67	0	2	19	7	14	25-27	53	0	91	5720	62.9	47	2

FLORIDA STATE FOOTBALL

2014 GAME-BY-GAME INDIVIDUAL STATISTICS

#5 Winston, J.	Comp	Att	Int	Pct	Yards	TD	Long	Sacked	Effic
OSU	25	40	2	62.5	370	1	62	2-20	138.45
The Citadel	22	27	0	81.5	256	2	46	0-0	185.57
NC State	26	38	2	68.4	365	4	40	3-26	173.32
Wake Forest	23	39	1	59.0	297	1	59	2-8	126.28
Syracuse	30	36	0	83.3	317	3	44	1-7	184.80
Notre Dame	23	31	1	74.2	273	2	33	1-8	163.01
LOUISVILLE	25	48	3	52.1	401	3	68	2-23	130.38
Virginia	22	35	2	62.9	261	1	40	2-11	123.50
Miami	25	42	1	59.5	304	1	29	1-5	123.42
Boston College	22	32	1	68.8	281	1	30	0-0	146.57
Florida	12	24	4	50.0	125	2	30	1-8	87.92
Georgia Tech	21	30	0	70.0	309	3	46	0-0	189.52
TOTALS	276	422	17	65.4	3559	24	68	15-116	146.96

#10 Maguire, S.	Comp	Att	Int	Pct	Yards	TD	Long	Sacked	Effic
The Citadel	3	5	0	60.0	28	0	10	0-0	107.04
Clemson	21	39	2	53.8	304	1	74	5-49	117.53
Wake Forest	1	2	0	50.0	7	0	7	1-4	79.40
TOTALS	25	46	2	54.3	339	1	74	6-53	114.73

RUSHING	No-Yds/TD	OSU	CIT	CU	ST	WF	SU	ND	LOU	VA	UM	BC	UF	GT
Cook, D.	155-905/8	DNP	13-67/1	1-3/0	6-45/1	4-13/0	23-122/1	12-20/0	9-110/2	11-36/0	7-92/2	14-76/0	24-144/0	31-177/1
Williams, K.	138-609/10	23-66/0	9-66/1	10-45/1	21-126/3	11-50/0	DNP	8-25/2	16-72/0	21-70/2	4-10/0	9-41/1	6-38/0	DNP
Pender, M.	39-201/4	3-31/1	7-38/0	8-15/1	DNP	5-70/1	9-46/1	DNP	DNP	DNP	4-4/0	1-0/0	2-3/0	DNP
Winston, J.	49-80/3	5-9/1	2-2/0	DNP	5-3/0	7-34/1	4-3/0	4-8/0	3-3/0	5-16/1	2-3/0	4-4/0	7-16/0	1-5/0
Whitfield, K.	3-40/0	-	2-33/0	-	-	-	-	-	-	-	1-7/0	-	-	-
Green, R.	4-24/0	DNP	DNP	DNP	-	4-24/0	-	-	-	DNP	DNP	DNP	DNP	-
Edwards, M.	1-4/0	-	-	-	DNP	-	-	-	-	-	-	-	1-4/0	-
Vickers, J.	1-3/0	-	1-3/0	DNP	-	-	-	-	-	-	-	-	-	-
Stevenson, F.	1-0/0	-	-	-	-	-	-	1-0/0	-	-	-	-	-	-
Greene, R.	1-2/0	-	-	1-2/0	-	-	-	-	-	-	-	-	-	-
Beatty, C.	1-18/0	-	-	-	-	-	-	-	-	-	-	-	1-18/0	-
TEAM	11-44/0	DNP	DNP	1-2/0	1-2/0	1-16/0	DNP	1-3/0	2-6/0	2-7/0	1-2/0	1-3/0	DNP	1-3/0
Maguire, S.	8-49/0	DNP	1-1/0	6-46/0	DNP	1-4/0	DNP	DNP	DNP	DNP	DNP	DNP	DNP	DNP

RECEIVING	No-Yds/TD	OSU	CIT	CU	ST	WF	SU	ND	LOU	VA	UM	BC	UF	GT
Greene, R.	93-1306/7	11-203/1	4-80/0	9-135/1	11-125/1	3-33/0	6-107/0	8-108/1	6-62/0	13-136/1	4-53/0	8-106/0	3-35/0	7-123/2
O'Leary, N.	47-614/6	3-28/0	5-51/1	6-77/0	-	2-22/0	8-97/1	3-13/0	6-76/0	-	4-42/0	3-59/1	4-52/2	3-97/1
Rudolph, T.	32-459/3	-	-	DNP	1-40/0	4-66/1	6-46/0	6-80/1	2-76/1	-	4-65/0	3-48/0	1-2/0	5-40/0
Wilson, J.	37-455/4	DNP	3-35/1	4-56/0	6-109/2	4-40/0	4-22/1	4-45/0	3-49/0	5-46/0	1-21/0	2-24/0	1-8/0	-
Lane, E.	11-245/1	-	3-37/0	-	-	2-70/0	-	-	2-58/1	2-53/0	2-27/0	-	-	-
Williams, K.	24-206/1	5-36/0	2-15/0	1-27/0	3-29/0	1-4/0	DNP	2-27/0	1-5/0	2-26/0	3-10/1	3-23/0	1-4/0	DNP
Cook, D.	19-179/0	DNP	-	-	1-5/0	1-14/0	2-17/0	-	4-40/0	-	2-18/0	2-14/0	2-28/0	5-43/0
Whitfield, K.	11-145/0	3-30/0	1-7/0	-	2-26/0	1-9/0	1-13/0	-	-	-	3-60/0	-	-	-
Green, C.	6-120/1	2-73/0	-	1-9/0	2-31/1	1-7/0	-	-	-	-	-	-	-	DNP
Stevenson, F.	6-60/1	-	2-18/0	-	-	1-0/0	-	-	1-35/1	-	1-1/0	-	-	1-6/0
Pender, M.	10-56/1	1-0/0	2-13/0	-	DNP	2-14/0	3-15/1	DNP	DNP	DNP	1-7/0	1-7/0	-	DNP
Haplea, K.	2-19/0	-	2-19/0	-	-	-	-	-	-	-	-	-	-	-
Haggins, J.	1-18/0	-	-	-	-	1-18/0	-	-	-	-	-	-	-	-
Harrison, J.	1-9/0	DNP	1-9/0	-	DNP	-	-	DNP	DNP	DNP	-	DNP	DNP	DNP
Izzo, R.	1-7/0	-	DNP	DNP	DNP	1-7/0	DNP	DNP	DNP	DNP	DNP	DNP	DNP	DNP

ALL-PURPOSE YARDS	Total	OSU	CIT	CU	ST	WF	SU	ND	LOU	VA	UM	BC	UF	GT
Greene, R.	1464	205	90	161	143	65	111	125	73	134	87	112	35	123
Cook, D.	1084	DNP	67	3	50	27	139	20	150	36	110	90	172	220
Williams, K.	856	116	81	72	155	54	DNP	52	77	96	20	64	69	DNP
Whitfield, K.	719	55	40	56	82	63	31	44	78	15	139	-	65	51
Wilson, J.	647	DNP	53	56	143	40	41	65	75	66	48	24	8	28
O'Leary, N.	614	28	51	77	-	22	97	13	76	-	42	59	52	97
Rudolph, T.	459	-	-	DNP	40	66	46	80	76	-	65	48	-2	40
Pender, M.	257	31	51	15	DNP	84	61	DNP	DNP	11	7	-3	-3	DNP
Lane, E.	245	-	37	-	-	70	-	-	58	53	27	-	-	-
Green, C.	120	73	-	9	31	7	-	-	-	-	-	-	-	DNP
Smith, Terr.	97	-	-	-	-	DNP	-	-	DNP	3	-	-	94	-
Winston, J.	80	9	2	DNP	-3	34	-3	8	-3	16	3	-4	16	5
Stevenson, F.	65	5	18	-	-	-	-	-	35	-	1	-	-	6
Haplea, K.	51	-	31	9	11	-	-	-	-	-	-	-	-	-
Ramsey, J.	27	-	-	-	-	-	27	-	-	-	-	-	-	-
Green, R.	24	DNP	DNP	DNP	-	24	-	-	DNP	DNP	DNP	DNP	-	-
Haggins, J.	18	-	-	-	-	18	-	-	-	-	-	-	-	-
Williams, P.J.	14	-	DNP	-	-	14	-	-	-	-	-	-	-	-
Harrison, J.	9	DNP	9	-	DNP	-	-	DNP	DNP	-	DNP	DNP	DNP	DNP
Andrews, N.	9	9	-	-	-	-	-	-	-	-	-	-	-	-
Izzo, R.	7	-	DNP	DNP	DNP	7	DNP	DNP	DNP	DNP	DNP	DNP	DNP	DNP
Pugh, J.	5	-	-	-	-	-	-	5	DNP	-	-	-	-	-
Edwards, M.	4	-	-	-	DNP	-	-	-	-	-	-	-	4	-
Brutus, L.	4	-	-	-	-	-	-	-	-	-	-	-	-	4
Vickers, J.	3	-	3	DNP	-	-	-	-	-	-	-	-	-	-
Beatty, C.	-18	-	-	-	-	-	-	-	-	-	-	-	-18	-
TEAM	-44	-	-	-2	-2	-16	-	-3	-6	-7	-2	-3	-	-3
Maguire, S.	-49	DNP	1	-46	DNP	-4	DNP	DNP	DNP	DNP	DNP	DNP	DNP	DNP

FLORIDA STATE FOOTBALL

2014 GAME-BY-GAME DEFENSE

Total Tackles	UA-A	Total	OSU	CIT	CU	ST	WF	SU	ND	LOU	VA	UM	BC	UF	GT
Northrup, R.	55-58	113	2-5	5-5	1-7	5-5	2-6	7-0	2-3	8-4	3-2	10-3	2-3	3-8	5-7
Smith, Terr.	47-38	85	6-6	0-5	7-6	5-7	DNP	8-0	7-4	DNP	3-2	6-1	3-4	1-2	1-1
Andrews, N.	59-24	83	1-1	2-2	7-3	3-3	2-4	6-0	10-0	5-2	4-1	3-0	7-5	1-1	8-2
Ramsey, J.	43-32	75	7-5	4-4	3-4	4-5	3-2	2-1	2-0	5-1	2-3	2-1	5-3	1-0	3-3
Williams, P.J.	44-16	60	2-0	DNP	4-1	3-3	3-1	3-1	1-3	7-0	3-3	2-1	5-1	4-0	7-2
Hunter, T.	45-15	60	3-3	2-1	3-2	8-2	4-1	1-0	6-0	4-1	3-0	3-2	2-2	3-1	3-0
Edwards, M.	25-19	44	2-2	0-1	1-2	DNP	3-2	3-0	2-2	2-0	7-2	2-1	2-2	1-2	0-3
Darby, R.	25-12	37	0-3	2-1	-	2-3	1-0	1-1	6-1	3-1	2-1	3-0	3-0	1-0	1-1
Walker, D.	26-10	36	2-2	3-0	2-3	2-2	-	1-0	1-0	2-0	-	5-0	2-0	3-3	3-0
Goldman, E.	19-16	35	2-1	-	2-0	2-5	1-2	4-1	3-1	2-1	1-0	1-0	0-2	1-3	-
Hollin, D.	16-13	29	DNP	1-1	3-1	2-4	2-3	1-0	-	1-0	1-0	1-0	0-1	-	4-3
Casher, C.	13-13	26	DNP	1-4	4-1	1-1	0-1	-	1-1	-	1-3	1-0	-	3-0	1-2
Thomas, M.	18-4	22	DNP	DNP	DNP	DNP	DNP	5-1	3-0	1-0	1-1	3-1	1-0	1-0	4-1
Mitchell, D.	6-13	19	0-1	1-3	-	-	DNP	DNP	0-2	0-1	-	1-0	0-3	2-2	0-1
Levenberry, E.	11-8	19	2-1	5-2	-	0-2	1-2	2-0	-	DNP	-	1-0	-	-	0-1
Featherston, L.	9-10	19	-	1-0	-	1-4	3-4	2-0	2-0	-	-	DNP	DNP	DNP	0-2
Nnadi, D.	8-8	16	DNP	2-1	DNP	0-1	2-2	-	DNP	DNP	1-0	1-0	DNP	-	2-4
Brutus, L.	7-7	14	-	0-1	-	1-1	0-1	-	1-1	2-1	1-1	1-0	1-1	-	-
Pugh, J.	7-4	11	-	2-0	-	2-1	0-1	-	1-1	DNP	1-1	1-0	-	-	-
Marshall, T.	5-6	11	0-1	1-2	-	-	DNP	DNP	DNP	1-0	0-1	-	-	-	3-2
LawrenceStample	4-5	9	3-1	0-2	1-2	DNP	DNP	DNP	DNP	DNP	DNP	DNP	DNP	DNP	DNP
Hoskins, R.	2-7	9	1-0	1-3	-	-	0-3	-	-	DNP	0-1	-	-	-	-
Smith, K.	4-3	7	DNP	-	-	-	2-0	1-0	-	-	DNP	-	-	1-0	0-3
Aguayo, R.	4-0	4	1-0	-	-	-	1-0	1-0	-	-	-	-	-	1-0	-
White, M.	2-1	3	1-0	-	DNP	-	1-1	-	-	-	-	-	-	-	DNP
Stevenson, F.	2-1	3	1-1	-	1-0	-	-	-	-	-	-	-	-	-	-
Vickers, J.	3-0	3	-	-	DNP	-	2-0	-	1-0	-	-	-	-	-	-
Lyons, T.	1-2	3	-	0-2	-	-	-	-	-	1-0	DNP	DNP	-	-	DNP
Haggins, J.	1-2	3	0-1	-	-	1-0	-	-	-	-	0-1	-	-	-	-
Shanks, J.	1-1	2	DNP	1-0	DNP	DNP	0-1	DNP	-	DNP	DNP	DNP	-	DNP	-
O'Leary, N.	2-0	2	-	-	-	1-0	-	-	-	1-0	-	-	-	-	-
Eliqwe, U.	0-2	2	DNP	DNP	DNP	DNP	0-2	DNP	DNP	DNP	DNP	DNP	DNP	DNP	DNP
Newberry, G.	1-1	2	-	-	-	-	0-1	1-0	-	-	-	-	-	-	-
Bryant, K.	1-1	2	DNP	1-1	DNP	DNP	DNP	DNP	DNP	DNP	DNP	DNP	DNP	DNP	DNP
Cook, D.	0-2	2	DNP	-	-	0-1	0-1	-	-	-	-	-	-	-	-
Winston, J.	1-0	1	-	-	DNP	-	-	-	-	1-0	-	-	-	-	-
Matias, J.	1-0	1	-	-	-	1-0	-	-	-	-	-	-	-	-	-
Barron, A.	1-0	1	-	-	-	-	1-0	DNP	DNP	DNP	DNP	DNP	-	DNP	DNP
Christmas, D.	0-1	1	DNP	0-1	DNP	DNP	-	DNP	DNP	DNP	DNP	DNP	DNP	DNP	DNP
Waisome, N.	1-0	1	-	-	-	-	-	DNP	DNP	1-0	-	-	-	-	-
Leonard, R.	1-0	1	DNP	1-0	DNP	DNP	-	DNP	DNP	-	DNP	DNP	DNP	DNP	DNP
Green, R.	0-1	1	DNP	DNP	DNP	-	0-1	-	-	-	DNP	DNP	DNP	DNP	-
Jackson, T.	1-0	1	1-0	-	-	-	-	-	-	-	-	-	-	-	-
Greene, R.	1-0	1	-	-	-	-	-	-	-	-	-	-	1-0	-	-

SACKS	UA-A	Total	OSU	CIT	CU	ST	WF	SU	ND	LOU	VA	UM	BC	UF	GT
Goldman, E.	4-0	4.0	-	-	1.0-4	1.0-6	-	-	1.0-2	1.0-12	-	-	-	-	-
Edwards, M.	3-0	3.0	1.0-14	-	-	DNP	1.0-9	-	-	-	1.0-4	-	-	-	-
Ramsey, J.	3-0	3.0	-	-	-	1.0-9	-	-	-	-	1.0-9	-	1.0-14	-	-
Smith, Terr.	1-0	1.0	-	-	-	-	DNP	-	1.0-6	DNP	-	-	-	-	-
Featherston, L.	1-0	1.0	-	-	-	1.0-17	-	-	-	-	-	DNP	DNP	DNP	-
Northrup, R.	1-0	1.0	-	-	-	-	-	1.0-1	-	-	-	-	-	-	-
Hunter, T.	1-0	1.0	-	-	-	-	-	-	-	-	1.0-9	-	-	-	-
Walker, D.	1-0	1.0	-	-	-	1.0-6	-	-	-	-	-	-	-	-	-
Casher, C.	1-0	1.0	DNP	-	-	-	-	-	1.0-5	-	-	-	-	-	-
Williams, P.J.	1-0	1.0	-	DNP	-	-	-	-	-	-	1.0-9	-	-	-	-

TACKLES FOR LOSS	UA-A	Total	OSU	CIT	CU	ST	WF	SU	ND	LOU	VA	UM	BC	UF	GT
Edwards, M.	10-2	11.0	1.0-14	-	-	DNP	3.0-14	1.0-2	-	1.0-1	4.0-12	-	1.0-7	-	-
Ramsey, J.	8-3	9.5	0.5-1	2.0-6	-	1.5-9	-	1.0-3	-	-	2.0-11	1.0-2	1.5-15	-	-
Goldman, E.	7-2	8.0	-	-	1.0-4	1.5-8	1.0-2	1.0-1	1.0-2	2.0-13	-	-	0.5-0	-	-
Williams, P.J.	6-0	6.0	-	DNP	-	-	1.0-1	-	-	1.0-1	2.0-11	-	-	-	2.0-2
Walker, D.	6-0	6.0	-	1.0-1	1.0-5	1.0-6	-	-	1.0-2	-	-	-	1.0-1	1.0-3	-
Featherston, L.	4-2	5.0	-	-	-	1.5-19	2.5-10	1.0-2	-	-	-	DNP	DNP	DNP	-
Smith, Terr.	4-1	4.5	1.0-4	-	1.0-1	-	DNP	-	2.0-7	DNP	-	-	-	0.5-0	-
Northrup, R.	3-2	4.0	-	0.5-3	0.5-1	-	-	1.0-1	-	-	-	1.0-1	-	-	1.0-1
Hollin, D.	4-0	4.0	DNP	1.0-5	-	-	1.0-2	-	-	1.0-2	-	1.0-1	-	-	-
Casher, C.	3-1	3.5	DNP	-	1.0-2	-	0.5-1	-	1.0-5	-	-	-	-	1.0-2	-
Thomas, M.	2-1	2.5	DNP	DNP	DNP	DNP	DNP	DNP	-	1.0-3	-	-	1.5-2	-	-
Hunter, T.	2-0	2.0	-	-	-	-	-	-	-	-	1.0-9	-	1.0-10	-	-
Pugh, J.	2-0	2.0	-	1.0-2	-	1.0-2	-	-	-	DNP	-	-	-	-	-
Nnadi, D.	1-1	1.5	DNP	-	DNP	-	1.5-2	-	DNP	DNP	-	-	DNP	-	-
Marshall, T.	1-1	1.5	-	0.5-2	-	-	DNP	DNP	DNP	-	-	-	-	-	1.0-1
Mitchell, D.	0-2	1.0	-	-	-	-	DNP	DNP	-	-	-	-	0.5-1	0.5-1	-
Levenberry, E.	1-0	1.0	-	1.0-2	-	-	-	-	-	DNP	-	-	-	-	-
Darby, R.	0-2	1.0	0.5-1	-	-	0.5-1	-	-	-	-	-	-	-	-	-
Andrews, N.	0-1	0.5	-	-	-	-	0.5-2	-	-	-	-	-	-	-	-
LawrenceStample	0-1	0.5	-	-	0.5-0	DNP	DNP	DNP	DNP	DNP	DNP	DNP	DNP	DNP	DNP

FLORIDA STATE FOOTBALL

2014 GAME-BY-GAME MISC.

FUMBLES	No-Lost	OSU	CIT	CU	ST	WF	SU	ND	LOU	VA	UM	BC	UF	GT
Winston, J.	4-1	-	-	DNP	1-1	-	1-0	-	-	-	-	1-0	1-0	-
Williams, K.	3-1	1-0	-	-	-	1-1	DNP	-	1-0	-	-	-	-	DNP
Wilson, J.	3-2	DNP	1-0	-	-	-	1-1	-	-	-	1-1	-	-	-
Cook, D.	2-2	DNP	-	-	-	-	-	-	-	1-1	1-1	-	-	-
Greene, R.	2-1	-	-	-	1-1	-	-	-	-	-	1-0	-	-	-
Pender, M.	1-1	-	-	-	DNP	-	1-1	DNP	DNP	DNP	-	-	-	DNP
Beatty, C.	1-0	-	-	-	-	-	-	-	-	-	-	-	1-0	-

FUMBLES FORCED	Number	OSU	CIT	CU	ST	WF	SU	ND	LOU	VA	UM	BC	UF	GT
Smith, Terr.	2	-	-	-	1	DNP	-	1	DNP	-	-	-	-	-
Ramsey, J.	2	-	-	-	1	-	-	-	-	-	1	-	-	-
Edwards, M.	2	-	-	-	DNP	1	-	-	-	1	-	-	-	-
Winston, J.	1	-	-	DNP	-	-	-	-	1	-	-	-	-	-
Darby, R.	1	-	1	-	-	-	-	-	-	-	-	-	-	-
Andrews, N.	1	-	-	-	-	-	-	-	-	-	1	-	-	-
Northrup, R.	1	-	-	-	-	1	-	-	-	-	-	-	-	-
Williams, P.J.	1	1	DNP	-	-	-	-	-	-	-	-	-	-	-
Featherston, L.	1	-	-	-	1	-	-	-	-	-	DNP	DNP	DNP	-
Walker, D.	1	-	1	-	-	-	-	-	-	-	-	-	-	-
Goldman, E.	1	-	-	1	-	-	-	-	-	-	-	-	-	-


FUMBLES RECOVERED	Number	OSU	CIT	CU	ST	WF	SU	ND	LOU	VA	UM	BC	UF	GT
Andrews, N.	2	-	-	1	-	-	-	-	-	-	1	-	-	-
Northrup, R.	1	-	-	-	-	1	-	-	-	-	-	-	-	-
Mitchell, D.	1	-	-	-	-	DNP	DNP	-	-	1	-	-	-	-
Hunter, T.	1	-	-	-	-	-	-	-	-	-	1	-	-	-
Goldman, E.	1	-	-	-	-	-	-	-	-	1	-	-	-	-
Featherston, L.	1	-	-	-	-	1	-	-	-	-	DNP	DNP	DNP	-
Newberry, G.	1	-	-	-	1	-	-	-	-	-	-	-	-	-
Williams, P.J.	1	1	DNP	-	-	-	-	-	-	-	-	-	-	-
Pugh, J.	1	-	-	-	1	-	-	-	DNP	-	-	-	-	-
Rudolph, T.	1	-	-	DNP	-	-	-	-	1	-	-	-	-	-

PUNT RETURNS	No-Yds	OSU	CIT	CU	ST	WF	SU	ND	LOU	VA	UM	BC	UF	GT
Greene, R.	15-160	1-2	1-10	1-28	2-18	2-32	1-4	1-17	2-11	1--2	2-34	1-6	-	-
Wilson, J.	2-19	DNP	1-18	-	-	-	1-1	-	-	-	-	-	-	-

KICK RETURNS	No-Yds	OSU	CIT	CU	ST	WF	SU	ND	LOU	VA	UM	BC	UF	GT
Whitfield, K.	26-534	1-25	-	3-56	3-56	2-54	1-18	2-44	4-78	1-15	3-72	-	4-65	2-51
Wilson, J.	7-173	DNP	-	-	1-34	-	1-18	1-20	1-26	1-20	1-27	-	-	1-28
Williams, K.	3-41	1-14	-	-	-	-	DNP	-	-	-	-	-	2-27	DNP
Haplea, K.	3-32	-	1-12	1-9	1-11	-	-	-	-	-	-	-	-	-
Stevenson, F.	1-5	1-5	-	-	-	-	-	-	-	-	-	-	-	-

INT. RETURNS	No-Yds	OSU	CIT	CU	ST	WF	SU	ND	LOU	VA	UM	BC	UF	GT
Andrews, N.	2-9	1-9	-	-	-	-	1-0	-	-	-	-	-	-	-
Ramsey, J.	2-27	-	-	-	-	-	1-27	-	-	-	1-0	-	-	-
Smith, Terr.	2-97	-	-	-	-	DNP	-	-	DNP	1-3	-	-	1-94	-
Pugh, J.	2-5	-	-	-	-	-	-	2-5	DNP	-	-	-	-	-
Brutus, L.	2-4	-	-	-	-	-	-	-	-	-	-	-	1-0	1-4
Hunter, T.	1-0	-	-	-	-	-	1-0	-	-	-	-	-	-	-
Williams, P.J.	1-14	-	DNP	-	-	1-14	-	-	-	-	-	-	-	-
Northrup, R.	1-0	-	-	-	-	-	-	-	1-0	-	-	-	-	-

FUMBLE RETURNS	No-Yds	OSU	CIT	CU	ST	WF	SU	ND	LOU	VA	UM	BC	UF	GT
Northrup, R.	1-31	-	-	-	-	1-31	-	-	-	-	-	-	-	-
Hunter, T.	1-2	-	-	-	-	-	-	-	-	-	1-2	-	-	-



**DEPTH CHART // ROSTERS
POLLS // ACC STANDINGS
LAST TIME IT HAPPENED**



FLORIDA STATE DEPTH CHART

As of Dec. 18, 2014

SS

1 • TYLER HUNTER
5-11 • 200 • R-Jr.
Valdosta, Ga.

FS

8 • JALEN RAMSEY
6-1 • 204 • So.
Smyrna, Tenn.

CB

3 • RONALD DARBY
5-11 • 195 • Jr.
Oxon Hill, Md.

CB

26 • P.J. WILLIAMS
6-0 • 196 • Jr.
Ocala, Fla.

CB

27 • MARQUEZ WHITE
6-0 • 172 • So.
Dothan, Ala.

LB

42 • LAMARCUS BRUTUS
6-0 • 208 • R-Jr.
Port St. Lucie, Fla.

LB

20 • TREY MARSHALL
6-0 • 200 • Fr.
Lake City, Fla.

WILL

24 • TERRANCE SMITH
6-4 • 222 • R-Jr.
Decatur, Ga.

MIKE

5 • REGGIE NORTHRUP
6-1 • 220 • Jr.
Jacksonville, Fla.

MIKE

7 • MATTHEW THOMAS
6-3 • 233 • R-Fr.
Miami, Fla.

JACK

15 • MARIO EDWARDS JR.
6-3 • 276 • Jr.
Gautier, Miss.

JACK

21 • CHRIS CASHER
6-4 • 250 • R-So.
Mobile, Ala.

JACK

16 • JACOB PUGH
6-4 • 236 • Fr.
Tallahassee, Fla.

DT

90 • EDDIE GOLDMAN
6-4 • 320 • Jr.
Washington D.C.

DT

4 • GIORGIO NEWBERRY
6-6 • 265 • R-Jr.
Fort Pierce, Fla.

NG

11 • DERRICK MITCHELL JR.
6-4 • 303 • R-Jr.
Jacksonville, Fla.

NG

91 • DERRICK NNADI
6-2 • 303 • Fr.
Virginia Beach, Va.

DE

43 • DESMOND HOLLIN
6-3 • 285 • Sr.
Miami, Fla.

DE

92 • JUSTIN SHANKS
6-2 • 322 • R-So.
Prattville, Ala.

TE

35 • NICK O'LEARY
6-3 • 235 • Sr.
Palm Beach, Fla.

TE

33 • KEVIN HAPLEA
6-4 • 247 • R-Sr.
Annandale, N.J.

LT

77 • RODERICK JOHNSON
6-7 • 330 • Fr.
Florissant, Mo.

LG

70 • JOSUE MATIAS
6-6 • 325 • Sr.
Union City, N.J.

C

75 • CAMERON ERVING
6-6 • 308 • R-Sr.
Moultrie, Ga.

C

62 • AUSTIN BARRON
6-3 • 293 • Sr.
Fort Lauderdale, Fla.

RG

54 • TRE' JACKSON
6-4 • 330 • Sr.
Jesup, Ga.

RG

65 • RUBEN CARTER
6-4 • 306 • R-Jr.
Miami, Fla.

RT

51 • BOBBY HART
6-4 • 320 • Sr.
Lauderhill, Fla.

RT

55 • CHAD MAVETY
6-5 • 315 • Jr.
Sparta, N.J.

Z-WR

15 • TRAVIS RUDOLPH
6-2 • 184 • Fr.
West Palm Beach, Fla.

Z-WR

89 • CHRISTIAN GREEN
6-2 • 204 • R-Sr.
Tampa, Fla.

Z-WR

1 • ERMON LANE
6-3 • 206 • Fr.
Homestead, Fla.

Y-WR

3 • JESUS WILSON
5-9 • 177 • So.
Miami, Fla.

Y-WR

8 • KERMIT WHITFIELD
5-7 • 183 • So.
Orlando, Fla.

QB

5 • JAMEIS WINSTON
6-4 • 235 • R-So.
Bessemer, Ala.

QB

10 • SEAN MAGUIRE
6-3 • 220 • R-So.
Sparta, N.J.

QB

11 • JOHN FRANKLIN III
6-0 • 180 • R-Fr.
Plantation, Fla.

X-WR

80 • RASHAD GREENE
6-0 • 180 • Sr.
Albany, Ga.

X-WR

12 • JARRED HAGGINS
6-0 • 202 • R-Sr.
Lakeland, Fla.

X-WR

13 • JA'VONN HARRISON
6-2 • 197 • Fr.
Lakeland, Fla.

FB

23 • FREDDIE STEVENSON
6-1 • 237 • So.
Bartow, Fla.

FB

22 • JOHNATHAN VICKERS
6-1 • 213 • Fr.
Quincy, Fla.

TB

9 • KARLOS WILLIAMS
6-1 • 225 • Sr.
Davenport, Fla.

TB

4 • DALVIN COOK
6-0 • 200 • Fr.
Miami, Fla.

TB

7 • MARIO PENDER
5-10 • 193 • R-So.
Cape Coral, Fla.

PRONUNCIATION CHART

Roberto Aguayo	Uh-Gwihy-oh
Kareem Are	*R
Austin Barron	Bear-ron
Cason Beatty	Case-in Bay-tee
Marcel Benalcazar	Bah-Nel-kah-zar
Cameron Budde	Bud-ee
Rashad Greene	Rah-shod
Jarred Haggins	Jair-red Hay-gins
Kevin Haplea	Hap-lee
Roderick Johnson	Rod-erick
Tyrell Lyons	Ty-rail
Josue Matias	Hoe-sway Muh-tee-us
Chad MAVETY	Muh-vetty
Novisa Petrusich	No-vis-a Puh-True-sik
Nick Waisome	Way-some
Marquez White	Mahr-quez
Jesus Wilson	Hay-Suse
Jameis Winston	Jame-us

START CHART

OFFENSE							
Player	'11	'12	'13	'14	Streak	Career	
Barron	3	1	1	5	-	10	
Carter	-	-	1	-	-	1	
Cook	-	-	-	2	1	2	
Erving	-	14	14	13	41	41	
Green	4	-	-	5	-	9	
Greene	3	13	13	13	23	42	
Haggins	1	2	-	-	-	3	
Haplea	-	2	-	-	-	2	
Hart	9	-	14	13	27	36	
Hoefeld	-	-	-	4	-	4	
Jackson	1	14	13	13	25	41	
Johnson	-	-	-	4	4	4	
Lane	-	-	-	2	-	2	
Maguire	-	-	-	1	-	1	
Matias	1	14	14	13	42	42	
Newberry	-	-	1	-	-	1	
O'Leary	2	11	13	13	22	39	
Pender	-	-	-	1	-	1	
Rudolph	-	-	-	5	2	5	
Stevenson	-	-	-	7	-	7	
J. Wilson	-	-	-	7	4	7	
K. Williams	-	1*	-	10	-	11	
Winston	-	-	14	12	10	26	

*start was on defense

DEFENSE

Player	'12	'13	'14	Streak	Career
Andrews	-	1	12	3	13
Casher	-	-	2	-	2
Darby	-	9	13	15	22
Edwards, Jr.	2	11	12	9	25
Featherston	-	-	3	-	3
Goldman	-	13	13	24	26
Hollin	-	-	2	-	2
Hunter	3	3	13	13	19
Lawrence-Stample	-	6	2	-	8
Levenberry	-	1	1	-	2
Mitchell, Jr.	-	-	9	7	9
Northrup	-	-	13	13	13
Ramsey	-	14	13	27	27
Ter. Smith	-	10	10	-	20
Thomas	-	-	2	1	2
Walker	-	3	10	6	13
Waisome	14	-	1	-	15
K. Williams	1	-	-	-	1
P.J. Williams	-	11	12	11	23

SPECIAL TEAMS

Player	'12	'13	'14	Streak	Career
Aguayo	-	14	13	27	27
Beatty	14	14	13	41	41

SPECIAL TEAMS

PK/KO -	19 ROBERTO AGUAYO	6-1	203	R-So.	Mascotte, Fla.
P -	38 CASON BEATTY	6-3	220	Jr.	Charlotte, N.C.
	49 JONATHAN HERNANDEZ	6-4	202	So.	Bradenton, Fla.
DS -	47 STEPHEN GABBARD	6-3	230	Fr.	Tallahassee, Fla.
	40 DANNY ADAMS	5-9	193	R-Sr.	Fort Lauderdale, Fla.
HO -	38 CASON BEATTY	6-3	227	Jr.	Charlotte, N.C.
PR -	80 RASHAD GREENE	6-0	180	Sr.	Albany, Ga.
	3 JESUS WILSON	5-9	177	So.	Miami, Fla.
KR -	8 KERMIT WHITFIELD	5-7	183	So.	Orlando, Fla.
	80 RASHAD GREENE	6-0	180	Sr.	Albany, Ga.
OR	15 TRAVIS RUDOLPH	6-2	184	Fr.	West Palm Beach, Fla.
KR -	9 KARLOS WILLIAMS	6-1	225	Sr.	Davenport, Fla.
	3 JESUS WILSON	5-9	177	So.	Miami, Fla.

FLORIDA STATE FOOTBALL

PROJECTED STARTERS: OFFENSE


QB 5



JAMEIS WINSTON • 6-4, 235, R-SO.

- Only QB in college football since '64-'65 to win his first 26 starts. 3rd all-time at FSU in wins (since 1980)
- 300 passing yards in 13 of 26 starts. One 300-yard game away from tying the school-record (Weinke)
- Thrown at least one TD pass in all 26 of his career starts and is 2nd all-time at FSU with 64 in his career
- In three championship games (ACCx2 and BCS) has a QB rating of 164.2. 60-97, 876 yds, 9 TDs and 2 INTs

RB 9



KARLOS WILLIAMS • 6-1, 225, SR.

- Has scored a TD in seven of his 11 games this year and has multiple rushing TDs in three games
- Already has 21 rushing TDs in just 10 career starts, eighth-most in FSU history
- Carried twice in OT gaining all 25 yards and scoring the walk-off TD versus Clemson
- Missed the 2014 ACC Championship due to injury. Expected to be back for the National Semifinal


RB 4



DALVIN COOK • 6-0, 200, FR.

- Named the ACC Football Championship Game MVP after rushing for 177 yards and a TD
- FSU's leading rusher the last 8 gms (131-777-6 TDs). 11 rushes of 20 or more yards in 2014
- 260 total yards and 4 huge TD runs (44, 40, 38 & 26) in comeback wins vs. UofL & UM
- All-time leading rusher among freshmen in FSU history and tied for 2nd-most TDs by a freshman


WR 80



RASHAD GREENE • 6-0, 180, SR.

- FSU career leader in rec (264), yds (3771) & consecutive gms w/catch (42). Set FSU single season rec. record (93)
- Has at least 100 receiving yards in 8 of his 12 full games played this season (left the WFU game at half with a concussion)
- Four-time ACC Receiver of the Week in 2014 and owns the ACC career receiving yardage mark (3771)
- Only the second receiver in FSU history to post back-to-back seasons with 1,000 receiving yards (Sellers '66 & '67)


WR 15



TRAVIS RUDOLPH • 6-2, 184, FR.

- Started versus Syracuse, Notre Dame, Virginia, Florida and GT. Caught 5-40 vs GT in the ACCFCG
- Had a career night vs. ND with 6-80 and a TD. Followed up with 2-76 and a TD vs. Louisville
- Becoming a bigger part of the offense with 31 catches and 3 TDs in the last 8 games
- FSU's leading receiver with 4-65 in the comeback win over Miami


WR 3



JESUS "BOBO" WILSON • 5-9, 177, SO.

- 3rd on the team with four receiving TDs and 37 receptions. Fourth in ypg (37.9) and yards (455)
- After setting new career highs for receptions (4) and yards (56) in win over Clemson, Wilson followed up that performance with six catches for 109 yards and 2 TDs versus NC State
- Has four or more catches in six of his last 11 games


TE 35



NICK O'LEARY • 6-3, 247, SR.

- Named FSU's first Mackey Award winner as the nation's best TE. First-team Walter Camp All-American
- FSU's career leader for receptions (113), yards (1,587) and touchdowns (17) by a tight end
- First tight end in FSU history to catch 100 passes in his career
- Three TDs away from tying the ACC career record set by Virginia's Heath Miller


LT 77



RODERICK JOHNSON • 6-7, 330, FR.

- Made his first career start at Miami on Nov. 15 and has now started four straight games
- Four-star recruit from Florissant, Mo., and was ranked No. 1 in St. Louis Dispatch Super 30
- Has an average grade of 82.3 in his four starts this season and tied for team-best w/ 84 vs. UF


LG 70



JOSUE MATIAS • 6-6, 325, SR.

- Started all 14 games during 2013 championship season and 42 consecutive dating to 2011 bowl game
- First ever career start came in the 2011 Champs Sports Bowl versus Notre Dame
- Joined with Erving to clear the way for both Karlos Williams' runs totaling 25 yards and a TD in OT vs. Clemson
- Average grade this season is 77.7 percent. Had career-best grade of 89 percent versus BC


C 75



CAMERON ERVING • 6-5, 308, R-SR.

- Back-to-back winner of the ACC Jacobs Blocking Trophy. 4th FSU player to win the award multiple times
- Named to the All-ACC team at two positions. He was a first-team tackle and second-team center
- Made the top start of his career at center versus Miami helping FSU put up 419 yards of offense
- Named ACC offensive lineman of the week after posting a grade of 86% helping FSU to 574 yards vs. UofL


RG 54



TRE' JACKSON • 6-4, 330, SR.

- Unanimous All-American and arguably the best offensive guard in the nation
- Three-time ACC Offensive Lineman of the Week: NC State (Sept. 29), Syracuse (Oct. 13) and ND (Oct. 20)
- Recorded the top grade among DL in nine of 12 games this season, including 84 vs. Florida
- Matched season-best with 94 percent grade vs. BC (also vs. Syracuse). FSU-best 87.2 percent average

RT 51



BOBBY HART • 6-4, 320, SR.

- Started all 14 games in 2013 and 36 games in his career
- Started nine games as a 17 year old freshman including the 2011 Champs Sports Bowl versus Notre Dame
- All-ACC Third Team selection in 2014 by the Coaches and Media after honorable mention honors in 2013
- Average grade this season is 73 percent. Graded out to 89 at Miami and a career-best 90 vs. GT

OFF THE BENCH


QB 10



SEAN MAGUIRE • R-SO.

- Passed for 304 yards in only career start in a win over then-No. 22 Clemson
- Set career highs in every category vs. Clemson
- 74-yard TD pass to Greene evened the Clemson game at 17-17 setting stage for FSU win


FB 23



FREDDIE STEVENSON • SO.

- Had a career night vs. Louisville catching a 35-yard TD pass to seal the FSU win 42-31
- Finished his freshman season with 33 yards on eight carries and one TD versus Nevada
- Tough, powerful goal line runner. Former LB


RB 7



MARIO PENDER • R-SO.

- Missed ND, UofL and Uva games due to injury
- 2 TDs in first career start at Syracuse
- Career-high 70 yards and 56 yard rush vs WFU
- First career game versus OKST averaged 10.3 ypc and scored a TD on first-ever carry


TE 33



KEVIN HAPLEA • R-SR.

- Missed the 2013 with knee injury
- Has five catches for 34 yards in FSU career
- Had six catches for 60 yards at Penn State (2010-11) before transferring in 2012


WR 89



CHRISTIAN GREEN • R-SR.

- Caught the first TD of his career on a 22-yard pass from Winston versus NC State
- Second on the team in average yards per reception (20.0)
- Career-long 62-yard catch vs. Oklahoma State.


WR 8



KERMIT WHITFIELD • SO.

- Had his best game of the season vs. UM with 3-60 all in the 2nd half of the comeback
- Led the nation and set an ACC and FSU record for kick return avg. last year (36.4) including a 100 yard kick-off in Nat'l Champ game

WR 1




ERMON LANE • FR.

- Posted 3 straight games with multiple catches for the first time (UofL, Uva and UM)
- 6-108 and a TD in the last six games
- Scored first career TD vs. UofL (2-58-TD)
- Had career highs for yards (70) and longest catch (59) versus Wake Forest

FLORIDA STATE FOOTBALL PROJECTED STARTERS: DEFENSE

DT 90



EDDIE GOLDMAN • 6-4, 320, JR.

- Recorded 4 sacks & 8 TFL in the last 11 games. Missed most of the ACCFCG with an ankle injury
- Named ACC D-Lineman of the Week (Sept. 22) after huge game versus Clemson...Forced a game-saving fumble in regulation with Clemson at the FSU 18 and less than 2:00 remaining on the clock
- Sack in DT versus Clemson on 2nd down and then blew up the Tigers 4th down run


DT 11



DERRICK MITCHELL • 6-4, 303, R-JR.

- Recovered the first fumble of his career versus Virginia
- Posted three tackles and a half TFL in the win over BC. First TFL of 2014
- Recorded two tackles and his first career PBU in the win over Notre Dame
- Recorded four tackles and a half TFL in the Seminoles win over Florida


SAM 44



DEMARCUS WALKER • 6-3, 277, R-SO.

- Has four QBH this season
- Recorded a TFL in six games including back-to-back games vs. BC and Florida
- Career-best five tackles vs. Clemson and Miami
- Four tackles and a sack at NC State


MIKE 5



REGGIE NORTHRUP • 6-1, 220, JR.

- Has 113 tackles this season. That is the most by any FSU player since 2002 (133)
- In comeback wins vs. Uofl and UM, and in the ACCFCG, led team in tackles (12 & 13 & 12)
- Huge game vs. Uofl with a then career-high and team-leading 12 tackles & 1st career INT
- ACC Linebacker of the Week after 8-tackle, FF, FR for 31-yard TD vs. Wake Forest

WILL 24



TERRANCE SMITH • 6-4, 222, R-JR.

- With UF looking to take a 16-0 1Q lead, recorded a 94-yard INT return for a TD to make it a 9-7 game
- Led FSU in tackles in 5 of 10 games played this season. Missed the ACCFCG due to injury
- Bednarik Nat'l Def Player of the Week & ACC LB of the Week after ND win (11 tkl, 2 TFL, 1 FF, sack and PBU)
- Set a career high with 13 tackles in the win over Clemson in addition to adding his second TFL

JACK 15



MARIO EDWARDS JR. • 6-3, 276, JR.

- 10 TFL in the last nine games. Leads the team in TFL (11.0) and T-2nd in sacks (3)
- Monster game vs. UVa with career-highs in tackles (9) and TFL (4). Also had a sack
- Huge return after sitting out NCST (concussion). Recorded 5 tackles, a sack, 3 TFL and a FF vs WFU
- Had four tackles and a 14-yard sack in the season-opener versus Oklahoma State

CB 3



RONALD DARBY • 5-11, 195, JR.

- 11 tackles and 2 PBU in last two wins over ranked opponents (ND and Uofl)
- Recorded a career-high 12 tackles in FSU's win over then-No. 5 Notre Dame
- Named one of 20 quarterfinalists for the Lott IMPACT Trophy
- Left the ACCFCG with an injury (arm). Expected to return for the National Semifinal

FS 29



NATE ANDREWS • 5-11, 210, SO.

- Led the team with four interceptions in 2013 and has two more in 2014 (OKST and SYR)
- Huge impact play vs. UM forcing and recovering a fumble leading to a key FSU TD closing the UM lead to 23-17
- Recorded four games this season with 10 or more tackles including the ACCFCG
- Had a pick-six vs Oklahoma State. The first season-opening defensive score since 2004


DB 8



JALEN RAMSEY • 6-1, 204, SO.

- FSU's fourth-leading tackler (75), 2nd on the team in TFL (9.5), T-1st in Int. (2) and 1st in PBU (11)
- Huge game vs. UM earned him ESPN Helmet Sticker. Broke up four passes, intercepted one (to end the game), forced a fumble, had a QBH, a TFL and blocked an XP forcing UM to go for a late TD rather than a FG
- Recorded a TFL in seven games this season and recorded sacks vs. NCST, UVa and BC


SS 1



TYLER HUNTER • 5-11, 200, R-JR.

- For the second-time in 2014 set a new career-best for tackles in a game with 10 vs. NC State
- Fumble recovery versus Miami on the Canes first drive after a Jalen Ramsey strip
- 5th-leading tackler on the team (60) after sitting out the 2013 season
- Recorded his 1st INT in 2014 versus Syracuse and now has five in his career

CB 26




P.J. WILLIAMS • 6-0, 196, JR.

- Named one of 15 semifinalists for Jim Thorpe Award given to nation's top DB
- Play-making corner 2nd on the team with 10 PBU. Also has a INT, Sack, QBH, FF and FR this season
- Had a huge ACCFCG with nine tackles and 2 of the team's 4 TFLs
- Game-changer vs. OKST with 2 PBU, a TFL and a forced fumble & recovery with 4:41 left in the 4th

SPECIALISTS |


K 19



ROBERTO AGUAYO • 6-1, 203, R-SO.

- 3 FG vs. UM matching career-long 53
- Made 46 of 49 FG attempts and 147 of 147 PATs in his career
- FG with :03 left gave FSU the win vs BC
- 11th in the nation in scoring
- Captured the 2013 Lou Groza Award
- FBS record for pts by a K in 2013

P 38



CASON BEATTY • 6-3, 227, JR.

- Career long 67 yard punt vs UVa
- Has punts of 67, 54 (x3) and 52 yards in the last 7 games
- Key punt vs. BC with the game tied 17-17. Put the ball out at the BC 8
- 14 of 44 punts inside the 20, 4 inside 10, 2 TB & 41.6 yds per punt

OFF THE BENCH

DT 43



DESMOND HOLLIN • SR.

- Career-best 6 tackles in the win versus NCST
- Had four tackles the week before in the win over Clemson
- Added another 5 tackles and a TFL vs WFU


LB 10



E.J. LEVENBERRY • SO.

- Started the 2nd game of his career vs WFU
- Tied for 14th on the team in tackles
- One tackle shy of tying a career-best versus The Citadel (7). Also registered a TFL

LB/DE 16



JACOB PUGH • FR.

- Two INTs, including the game-clincher in the end zone, in the win vs. Notre Dame
- Key fumble recovery at the NCST 6 yard line leading to a TD giving FSU its first lead

DB 6



NICK WATSON • SR.

- Has played in 44 career games
- Veteran leader as one of the few seniors in the FSU secondary
- Started all 14 games at cornerback in 2012

LB/DE 21



CHRIS CASHER • R-SO.

- Recorded a sack in the FSU win over Notre Dame
- Five tackles and a TFL in the win vs Clemson
- Registered 2nd career PBU vs. BC
- Joined with Reggie Northrup to stop Clemson's Adam Choice on 4th and 1 in OT leading to an FSU win

SAM 41



LORENZO FEATHERSTON • FR.

- Made two starts vs. Wake and Syracuse
- Sixth on the team with 5.0 TFL in 10 games
- 3rd in TFL yards (31), T-4th in sacks (1), T-2nd in QBH (2), FF (1) and FR (1)

DB 42



LAMARCUS BRUTUS • R-JR.

- First career INT vs UF led to FSU TD. Followed up with another INT vs. GT in the ACCFCG
- Recorded two tackles vs. NCST, ND and UVa
- Saw action in 11 of FSU's 14 games in 2013 as a backup DB and on special teams.

FLORIDA STATE FOOTBALL

2014 FLORIDA STATE NUMERICAL ROSTER

No	Name	Pos	Ht.	Wt	Cl	Hometown/HS/Previous School	No	Name	Pos	Ht.	Wt	Cl	Hometown/HS/Previous School
1	Tyler Hunter	DB	5-11	200	r-JR	Valdosta, Ga./Lowndes County	42	Lamarcus Brutus	DB	6-0	208	r-JR	Port St. Lucie, Fla./Treasure Coast
1	Ermon Lane	WR	6-3	206	FR	Homestead, Fla./Homestead Senior	43	Desmond Hollin	DE	6-3	285	SR	Miami, Fla./Southridge/ASA (N.Y.) College
3	Ronald Darby	DB	5-11	195	JR	Oxon Hill, Md./Potomac	44	DeMarcus Walker	DE	6-3	277	SO	Jacksonville, Fla./Sandalwood
3	Jesus Wilson	WR	5-9	177	SO	Miami, Fla./Christopher Columbus	45	Will Burnham	RB	6-0	185	r-JR	Lithia, Fla./Newsome
4	Dalvin Cook	RB	6-0	200	FR	Miami, Fla./Miami Central	45	Delvin Purifoy	LB	6-2	237	FR	Cantonment, Fla./Pensacola Catholic
4	Giorgio Newberry	DT	6-6	285	r-JR	Fort Pierce, Fla./Fort Pierce Central	46	Kain Daub	LB	6-4	255	FR	Jacksonville, Fla./Sandalwood
5	Reggie Northrup	LB	6-1	220	JR	Jacksonville, Fla./First Coast	46	Jayon Young	TE	6-1	223	r-SO	Coral Springs, Fla./J.P. Taravella
5	Jameis Winston	QB	6-4	235	r-SO	Bessemer, Ala./Hueytown	47	Stephen Gabbard	LS	6-3	230	FR	Tallahassee, Fla./Godby
6	Ryan Green	RB	5-10	195	SO	St. Petersburg, Fla./St. Petersburg Catholic	48	Junior St. Louis	LB	6-2	210	SR	Pompano Beach, Fla./Deerfield Beach
6	Nick Waisome	CB	5-10	182	SR	Groveland, Fla./South Lake	49	Jonathan Hernandez P		6-4	202	r-FR	Bradenton, Fla./Manatee
7	Mario Pender	RB	5-10	193	r-SO	Cape Coral, Fla./Island Coast	49	Brandyn Musgrave	TE	6-0	221	R-JR	Port St. Lucie, Fla./Treasure Coast
7	Matthew Thomas	LB	6-3	233	r-FR	Miami, Fla./Booker T. Washington	51	Bobby Hart	OL	6-4	320	SR	Lauderhill, Fla./St. Thomas Aquinas
8	Jalen Ramsey	DB	6-1	204	SO	Smyrna, Tenn./Brentwood Academy	53	Josh Peters	OL	6-3	300	FR	Orlando, Fla./The First Academy
8	Kermit Whitfield	WR	5-7	183	SO	Orlando, Fla./Jones	54	Tre' Jackson	OL	6-4	330	SR	Jesup, Ga./Wayne County
9	Karlos Williams	RB	6-1	225	SR	Davenport, Fla./Ridge Community	55	Chad Mavety	OL	6-5	315	JR	Sparta, N.J./Nassau (N.Y.) CC
10	E.J. Levenberry	LB	6-3	246	SO	Woodbridge, Va./C.D. Hylton	56	Novisa Petrusich	LB	6-0	207	r-FR	St. Petersburg, Fla./Admiral Farragut Academy
10	Sean Maguire	QB	6-3	220	r-SO	Sparta, N.J./Seton Hall Prep	57	Corey Martinez	OL	6-5	280	FR	Tampa, Fla./Tampa Catholic
11	John Franklin III	QB	6-0	180	r-FR	Plantation, Fla./South Plantation	58	Ryan Arnold	OL	6-3	274	JR	Orlando, Fla./Bishop Moore
11	Derrick Mitchell Jr.	DT	6-4	303	r-JR	Jacksonville, Fla./First Coast	59	Ryan Hoefeld	OL	6-3	290	r-FR	New Orleans, La./Brother Martin
12	Jarred Haggins	WR	6-0	202	r-SR	Lakeland, Fla./Lakeland	59	Andrew Wright	LB	6-0	214	r-SR	Bradenton, Fla./Bradenton
13	Rashad Gholston	WR	5-10	170	r-SR	Miami Gardens, Fla./Miramar	60	Cody Jay	OL	6-1	250	r-SR	Fort Walton Beach, Fla./Choctawhatchee/USF
13	Ja'Vonn Harrison	WR	6-2	197	FR	Lakeland, Fla./Kathleen	61	Anthony Valdes	LB	6-1	215	JR	Royal Palm Beach, Fla./Royal Palm Beach
14	Javien Elliott	DB	5-11	180	r-JR	Panama City, Fla./Rutherford	62	Austin Barron	OL	6-3	293	SR	Fort Lauderdale, Fla./St. Thomas Aquinas
14	DeShawn Simpkins	WR	5-10	165	SO	Miami, Fla./Miami Norland	63	Larry Levy	OL	6-2	275	r-SR	Boynton Beach, Fla./Park Vista Comm./Minn-Crookston
15	Mario Edwards Jr.	DE	6-3	276	JR	Gautier, Miss./Ryan (Texas)	64	Brad Bentz	DL	6-2	265	r-JR	Wellington, Fla./Wellington
15	Travis Rudolph	WR	6-2	184	FR	West Palm Beach, Fla./Cardinal Newman	65	Ruben Carter	OL	6-4	306	r-JR	Miami, Fla./Jackson
16	J.J. Cosentino	QB	6-4	234	FR	Pittsburgh, Pa./Central Catholic	66	Keith Weeks	OL	6-4	303	r-SO	Valrico, Fla./Newsome
16	Jacob Pugh	LB	6-4	236	FR	Tallahassee, Fla./Godby	67	Adam Torres	DT	6-4	288	FR	Lake Mary, Fla./Lake Mary
18	Christian Griffith	WR	6-6	203	r-JR	Palm Beach, Fla./The King's Academy/Liberty	68	Brock Ruble	OL	6-8	324	FR	La Plata, Md./DeMatha Catholic
18	Ro'Derrick Hoskins	LB	6-2	233	r-FR	Orlando, Fla./Evans	69	Barrett Kernon	LS	6-4	247	r-JR	Ormond Beach, Fla./Seabreeze/Auburn
19	Roberto Aguayo	K	6-1	203	r-SO	Mascotte, Fla./South Lake	70	Josue Matias	OL	6-6	325	SR	Union City, N.J./Union City
19	Troy Cook	QB	6-2	198	r-FR	Miami, Fla./Southridge	71	Alec Eberle	OL	6-5	282	FR	Mechanicsville, Va./Atlee
20	Trey Marshall	DB	6-0	200	FR	Lake City, Fla./Columbia	72	Kareem Are	OL	6-6	325	JR	Floral Park, N.Y./Sewanaka/Fort Scott (Kan.) CC
20	Bobby Lyons	WR	6-0	191	Fr.	Orlando, Fla./Ocoee	73	Joseph Hernandez	LB	6-0	202	r-SO	Miami Beach, Fla./Miami Beach Senior
21	Chris Casher	DE	6-4	250	r-SO	Mobile, Ala./Davidson	74	Derrick Kelly	OL	6-5	310	FR	Havana, Fla./East Gadsden
22	Tyrell Lyons	DB	6-0	215	r-FR	Jacksonville, Fla./First Coast	75	Cameron Erving	OL	6-6	308	r-SR	Moultrie, Ga./Colquitt County
22	Johnathan Vickers	RB	6-1	213	FR	Quincy, Fla./North Florida Christian	76	Marcel Benalcazar	OL	6-6	305	SO	Miramar, Fla./Archbishop McCarthy
23	Alfredo Davis	DB	6-3	182	r-FR	Miami, Fla./Palmetto	77	Roderick Johnson	OL	6-7	330	FR	Florissant, Mo./Hazelwood Central
23	Je'Twan Smith	DB	5-11	168	JR	Plant City, Fla./Durant	78	Wilson Bell	OL	6-4	309	r-FR	Mobile, Ala./Blount
23	Freddie Stevenson	FB	6-1	237	SO	Bartow, Fla./Bartow	80	Rashad Greene	WR	6-0	180	SR	Albany, Ga./St. Thomas Aquinas (Fla.)
24	Terrance Smith	LB	6-4	222	r-JR	Decatur, Ga./Southwest DeKalb	81	Ryan Izzo	TE	6-6	236	FR	Highland Lakes, N.J./Pope John XXIII
26	P.J. Williams	DB	6-0	196	JR	Ocala, Fla./Vanguard	82	Bryan LaCivita	WR	6-1	180	SO	Gainesville, Fla./St. Francis Catholic
27	Marquez White	CB	6-0	172	SO	Dothan, Ala./Northview	83	Dan O'Neill	WR	6-0	175	SR	Jupiter, Fla./Jupiter
28	Malique Jackson	DB	6-1	165	FR	Jesup, Ga./Wayne County	84	Isaiah Jones	WR	6-4	198	SO	Milton, Fla./Milton
29	Nate Andrews	DB	5-11	210	SO	Fairhope, Ala./Fairhope	85	Jeremy Kerr	TE	6-5	262	r-FR	St. Petersburg, Fla./St. Petersburg
30	Colin Blake	DB	6-3	205	r-SO	San Antonio, Texas/Brandeis	86	Justin Mottlow	WR	5-11	182	FR	Tampa, Fla./Tampa
31	Tres Copeland	DB	5-11	176	SO	Madison, Fla./Aucilla Christian/Tallahassee Community College	87	Jared Jackson	WR	6-3	190	r-FR	Monticello, Fla./Aucilla Christian Academy
31	Ryan Feely	K	6-0	155	FR	Tallahassee, Fla./Leon	88	Mavin Saunders	TE	6-6	252	FR	Bimini, Bahamas/The Kinkaid School (Texas)
32	Steven Williams	WR	5-7	165	JR	Naples, Fla./Tallahassee Community College	89	Christian Green	WR	6-2	204	r-SR	Tampa, Fla./Tampa Catholic
33	Kevin Haplea	TE	6-4	247	r-SR	Annandale, N.J./North Hunterdon/Penn State	90	Eddie Goldman	DT	6-4	320	JR	Washington, D.C./Friendship Collegiate Academy
35	Reginald Dixon Jr.	DB	5-10	200	r-SO	Tallahassee, Fla./Godby	91	Derrick Nnadi	DT	6-2	303	FR	Virginia Beach, Va./Ocean Lakes
35	Nick O'Leary	TE	6-3	247	SR	Palm Beach, Fla./Dwyer	92	Justin Shanks	DT	6-2	322	r-SO	Prattville, Ala./Prattville
37	Keelin Smith	DB	6-3	187	r-JR	Fort Pierce, Fla./Treasure Coast	92	Isaiah Smallwood	LB	6-2	196	FR	Dover, Fla./Strawberry Crest
37	Osner Valmeus	DB	5-10	175	FR	Ft. Lauderdale, Fla./Boyd Anderson	93	Demarcus Christmas	DT	6-3	302	FR	Bradenton, Fla./Manatee
38	Cason Beatty	P	6-3	227	JR	Charlotte, N.C./Olympic	94	Fredrick Jones	DT	6-2	307	FR	Miami, Fla./Miami Central
38	Chet Iwuagwu	WR	5-10	172	FR	Tallahassee, Fla./John Paul II Catholic	95	Keith Bryant	DT	6-2	319	r-FR	Delray Beach, Fla./Atlantic
39	Mitchell Zak	LB	5-11	200	r-SR	New Smyrna Beach, Fla./Calvary Christian Academy	96	Brian Crews	P	6-0	162	FR	Tallahassee, Fla./Lincoln
40	Danny Adams	LS	5-9	193	r-SR	Fort Lauderdale, Fla./St. Thomas Aquinas/Eastern Kentucky	96	Arthur Williams	DT	6-5	325	FR	Fayetteville, N.C./E.E. Smith
40	Nick Patti	LB	6-1	225	FR	Fairhope, Ala./Fairhope	98	Rick Leonard	DE	6-7	268	FR	Middletown, Md./Middletown
41	Lorenzo Featherston	DE	6-7	220	FR	Greensboro, N.C./Page	99	Nile Lawrence-Stample	DT	6-1	314	r-JR	Fort Lauderdale, Fla./Nova

FLORIDA STATE FOOTBALL

2014 FLORIDA STATE ALPHABETICAL ROSTER

No	Name	Pos	Ht.	Wt	Cl	Hometown/HS/Previous School	No	Name	Pos	Ht.	Wt	Cl	Hometown/HS/Previous School
40	Danny Adams	LS	5-9	193	r-SR	Fort Lauderdale, Fla./St. Thomas Aquinas/Eastern Kentucky	69	Barrett Kernon	LS	6-4	247	r-JR	Ormond Beach, Fla./Seabreeze/Auburn
19	Roberto Aguayo	K	6-1	203	r-SO	Mascotte, Fla./South Lake	85	Jeremy Kerr	TE	6-5	262	r-FR	St. Petersburg, Fla./St. Petersburg
29	Nate Andrews	DB	5-11	210	SO	Fairhope, Ala./Fairhope	82	Bryan LaCivita	WR	6-1	180	SO	Gainesville, Fla./St. Francis Catholic
72	Kareem Are	OL	6-6	325	JR	Floral Park, N.Y./Sewanhaka/Fort Scott (Kan.) CC	1	Ermon Lane	WR	6-3	206	FR	Homestead, Fla./Homestead Senior
58	Ryan Arnold	OL	6-3	274	JR	Orlando, Fla./Bishop Moore	99	Nile Lawrence-Stample	DT	6-1	314	r-JR	Fort Lauderdale, Fla./Nova
62	Austin Barron	OL	6-3	293	SR	Fort Lauderdale, Fla./St. Thomas Aquinas	98	Rick Leonard	DE	6-7	268	FR	Middletown, Md./Middletown
38	Cason Beatty	P	6-3	227	JR	Charlotte, N.C./Olympic	10	E.J. Levenberry	LB	6-3	246	SO	Woodbridge, Va./C.D. Hylton
78	Wilson Bell	OL	6-4	309	r-FR	Mobile, Ala./Blount	63	Larry Levy	OL	6-2	275	r-SR	Boynton Beach, Fla./Park Vista Comm./Minn-Crookston
76	Marcel Benalcazar	OL	6-6	305	SO	Miramar, Fla./Archbishop McCarthy	20	Bobby Lyons	WR	6-0	191	Fr.	Orlando, Fla./Ocoee
64	Brad Bentz	DL	6-2	265	r-JR	Wellington, Fla./Wellington	22	Tyrell Lyons	DB	6-0	215	r-FR	Jacksonville, Fla./First Coast
30	Colin Blake	DB	6-3	205	r-SO	San Antonio, Texas/Brandeis	10	Sean Maguire	QB	6-3	220	r-SO	Sparta, N.J./Seton Hall Prep
42	Lamarcus Brutus	DB	6-0	208	r-JR	Port St. Lucie, Fla./Treasure Coast	20	Trey Marshall	DB	6-0	200	FR	Lake City, Fla./Columbia
95	Keith Bryant	DT	6-2	319	r-FR	Delray Beach, Fla./Atlantic	57	Corey Martinez	OL	6-5	290	FR	Tampa, Fla./Tampa Catholic
45	Will Burnham	RB	6-0	185	r-JR	Lithia, Fla./Newsome	70	Josue Matias	OL	6-6	325	SR	Union City, N.J./Union City
65	Ruben Carter	OL	6-4	306	r-JR	Miami, Fla./Jackson	55	Chad Mavety	OL	6-5	315	JR	Sparta, N.J./Nassau (N.Y.) CC
21	Chris Casher	DE	6-4	250	r-SO	Mobile, Ala./Davidson	11	Derrick Mitchell Jr.	DT	6-4	303	r-JR	Jacksonville, Fla./First Coast
93	Demarcus Christmas	DT	6-3	302	FR	Bradenton, Fla./Manatee	86	Justin Motlow	WR	5-11	182	FR	Tampa, Fla./Tampa
4	Dalvin Cook	RB	6-0	200	FR	Miami, Fla./Miami Central	49	Brandyn Musgrave	TE	6-0	221	R=JR	Port St. Lucie, Fla./Treasure Coast
19	Troy Cook	QB	6-2	198	r-FR	Miami, Fla./Southridge	4	Giorgio Newberry	DT	6-6	285	r-JR	Fort Pierce, Fla./Fort Pierce Central
31	Tres Copeland	DB	5-11	176	SO	Madison, Fla./Aucilla Christian/Tallahassee Community College	91	Derrick Nnadi	DT	6-2	303	FR	Virginia Beach, Va./Ocean Lakes
16	J.J. Cosentino	QB	6-4	234	FR	Pittsburgh, Pa./Central Catholic	5	R Reggie Northrup	LB	6-1	220	JR	Jacksonville, Fla./First Coast
96	Brian Crews	P	6-0	162	FR	Tallahassee, Fla./Lincoln	35	Nick O'Leary	TE	6-3	247	SR	Palm Beach, Fla./Dwyer
3	Ronald Darby	DB	5-11	195	JR	Oxon Hill, Md./Potomac	83	Dan O'Neill	WR	6-0	175	SR	Jupiter, Fla./Jupiter
46	Kain Daub	LB	6-4	255	FR	Jacksonville, Fla./Sandalwood	40	Nick Patti	LB	6-1	225	FR	Fairhope, Ala./Fairhope
23	Alfredo Davis	DB	6-3	182	r-FR	Miami, Fla./Palmetto	7	Mario Pender	RB	5-10	193	r-SO	Cape Coral, Fla./Island Coast
35	Reginald Dixon Jr.	DB	5-10	200	r-SO	Tallahassee, Fla./Godby	53	Josh Peters	OL	6-3	300	FR	Orlando, Fla./The First Academy
71	Alec Eberle	OL	6-5	282	FR	Mechanicsville, Va./Atlee	56	Novisa Petrusich	LB	6-0	207	r-FR	St. Petersburg, Fla./Admiral Farragut Academy
15	Mario Edwards Jr.	DE	6-3	276	JR	Gautier, Miss./Ryan (Texas)	16	Jacob Pugh	LB	6-4	236	FR	Tallahassee, Fla./Godby
14	Javien Elliott	DB	5-11	180	r-JR	Panama City, Fla./Rutherford	45	Delvin Purifoy	LB	6-2	237	FR	Cantonment, Fla./Pensacola Catholic
75	Cameron Erving	OL	6-6	308	r-SR	Moultrie, Ga./Colquitt County	8	Jalen Ramsey	DB	6-1	204	SO	Smyrna, Tenn./Brentwood Academy
41	Lorenzo Featherston	DE	6-7	220	FR	Greensboro, N.C./Page	68	Brock Ruble	OL	6-8	324	FR	La Plata, Md./DeMatha Catholic
31	Ryan Feely	K	6-0	155	FR	Tallahassee, Fla./Leon	15	Travis Rudolph	WR	6-2	184	FR	West Palm Beach, Fla./Cardinal Newman
11	John Franklin III	QB	6-0	180	r-FR	Plantation, Fla./South Plantation	88	Mavin Saunders	TE	6-6	252	FR	Bimini, Bahamas/The Kinkaid School (Texas)
47	Stephen Gabbard	LS	6-3	230	FR	Tallahassee, Fla./Godby	92	Justin Shanks	DT	6-2	322	r-SO	Prattville, Ala./Prattville
13	Rashad Gholston	WR	5-10	170	r-SR	Miami Gardens, Fla./Miramar	14	DeShawn Simpkins	WR	5-10	165	SO	Miami, Fla./Miami Norland
90	Eddie Goldman	DT	6-4	320	JR	Washington, D.C./Friendship Collegiate Academy	92	Isaiah Smallwood	LB	6-2	196	FR	Dover, Fla./Strawberry Crest
89	Christian Green	WR	6-2	204	r-SR	Tampa, Fla./Tampa Catholic	23	Je'Twan Smith	DB	5-11	168	JR	Plant City, Fla./Durant
6	Ryan Green	RB	5-10	195	SO	St. Petersburg, Fla./St. Petersburg Catholic	37	Keelin Smith	DB	6-3	187	r-JR	Fort Pierce, Fla./Treasure Coast
80	Rashad Greene	WR	6-0	180	SR	Albany, Ga./St. Thomas Aquinas (Fla.)	24	Terrence Smith	LB	6-4	222	r-JR	Decatur, Ga./Southwest DeKalb
18	Christian Griffith	WR	6-6	203	r-JR	Palm Beach, Fla./The King's Academy/Liberty	48	Junior St. Louis	LB	6-2	210	SR	Pompano Beach, Fla./Deerfield Beach
12	Jarred Haggins	WR	6-0	202	r-SR	Lakeland, Fla./Lakeland	23	Freddie Stevenson	FB	6-1	237	SO	Bartow, Fla./Bartow
33	Kevin Haplea	TE	6-4	247	r-SR	Annandale, N.J./North Hunterdon/Penn State	7	Matthew Thomas	LB	6-3	233	r-FR	Miami, Fla./Booker T. Washington
13	Ja'Vonn Harrison	WR	6-2	197	FR	Lakeland, Fla./Kathleen	67	Adam Torres	DT	6-4	288	FR	Lake Mary, Fla./Lake Mary
51	Bobby Hart	OL	6-4	320	SR	Lauderhill, Fla./St. Thomas Aquinas	61	Anthony Valdes	LB	6-1	215	JR	Royal Palm Beach, Fla./Royal Palm Beach
49	Jonathan Hernandez	P	6-4	202	r-FR	Bradenton, Fla./Manatee	37	Osner Valmeus	DB	5-10	175	FR	Ft. Lauderdale, Fla./Boyd Anderson
73	Joseph Hernandez	LB	6-0	202	r-SO	Miami Beach, Fla./Miami Beach Senior	22	Johnathan Vickers	RB	6-1	213	FR	Quincy, Fla./North Florida Christian
59	Ryan Hoefeld	OL	6-3	290	r-FR	New Orleans, La./Brother Martin	6	Nick Waisome	CB	5-10	182	SR	Groveland, Fla./South Lake
43	Desmond Hollin	DE	6-3	285	SR	Miami, Fla./Southridge/ASA (N.Y.) College	44	DeMarcus Walker	DE	6-3	277	SO	Jacksonville, Fla./Sandalwood
18	Ro'Derrick Hoskins	LB	6-2	233	r-FR	Orlando, Fla./Evans	66	Keith Weeks	OL	6-4	303	r-SO	Valrico, Fla./Newsome
1	Tyler Hunter	DB	5-11	200	r-JR	Valdosta, Ga./Lowndes County	27	Marquez White	CB	6-0	172	SO	Dothan, Ala./Northview
38	Chet Iwuagwu	WR	5-10	172	FR	Tallahassee, Fla./John Paul II Catholic	8	Kermit Whitfield	WR	5-7	183	SO	Orlando, Fla./Jones
81	Ryan Izzo	TE	6-6	236	FR	Highland Lakes, N.J./Pope John XXIII	96	Arthur Williams	DT	6-5	325	FR	Fayetteville, N.C./E.E. Smith
87	Jared Jackson	WR	6-3	190	r-FR	Monticello, Fla./Aucilla Christian Academy	9	Karlos Williams	RB	6-1	225	SR	Davenport, Fla./Ridge Community
28	Malique Jackson	DB	6-1	165	FR	Jesup, Ga./Wayne County	26	P.J. Williams	DB	6-0	196	JR	Ocala, Fla./Vanguard
54	Tre Jackson	OL	6-4	330	SR	Jesup, Ga./Wayne County	32	Steven Williams	WR	5-7	165	JR	Naples, Fla./Tallahassee Community College
60	Cody Jay	OL	6-1	250	r-SR	Fort Walton Beach, Fla./Choctawhatchee/USF	3	Jesus Wilson	WR	5-9	177	SO	Miami, Fla./Christopher Columbus
77	Roderick Johnson	OL	6-7	330	FR	Florissant, Mo./Hazelwood Central	5	Jameis Winston	QB	6-4	235	r-SO	Bessemer, Ala./Hueytown
94	Fredrick Jones	DT	6-2	307	FR	Miami, Fla./Miami Central	59	Andrew Wright	LB	6-0	214	r-SR	Bradenton, Fla./Bradenton
84	Isaiah Jones	WR	6-4	198	SO	Milton, Fla./Milton	46	Jayon Young	TE	6-1	223	r-SO	Coral Springs, Fla./J.P. Taravella
74	Derrick Kelly	OL	6-5	310	FR	Havana, Fla./East Gadsden	39	Mitchell Zak	LB	5-11	200	r-SR	New Smyrna Beach, Fla./Calvary Christian Academy

NATIONAL POLLS

COLLEGE FOOTBALL PLAYOFF

1	Alabama	12-1
2	Oregon	12-1
3	Florida State	13-0
4	Ohio State	12-1
5	Baylor	11-1
6	TCU	11-1
7	Mississippi State	10-2
8	Michigan State	10-2
9	Ole Miss	9-3
10	Arizona	10-3
11	Kansas State	9-3
12	Georgia Tech	10-3
13	Georgia	9-3
14	UCLA	9-3
15	Arizona State	9-3
16	Missouri	10-3
17	Clemson	9-3
18	Wisconsin	10-3
19	Auburn	8-4
20	Boise State	11-2
21	Louisville	9-3
22	Utah	8-4
23	LSU	8-4
24	USC	8-4
25	Minnesota	8-4

Dropped from rankings: 20 Oklahoma

Bold Italics denotes opponent

AMWAY COACHES POLL

1	Alabama (28)	12-1	1486
2	Florida State (25)	13-0	1450
3	Oregon (7)	12-1	1439
4	Ohio State	12-1	1307
5	Baylor	11-1	1277
6	TCU	11-1	1276
7	Michigan State	10-2	1143
8	Mississippi State	10-2	1079
9	Georgia Tech	10-3	922
10	Kansas State	9-3	915
11	Arizona	10-3	903
12	Ole Miss	9-3	882
13	Georgia	9-3	759
14	Missouri	10-3	676
15	UCLA	9-3	661
16	Arizona State	9-3	599
17	Wisconsin	10-3	566
18	Clemson	9-3	518
19	Auburn	8-4	395
20	Louisville	9-3	381
21	Boise State	11-2	325
22	Nebraska	9-3	200
23	LSU	8-4	173
24	Oklahoma	8-4	100
25	Utah	8-4	72

Dropped from rankings: 25 Minnesota

Others receiving votes: Minnesota 71, USC 59, Marshall 55, Duke 39, Northern Illinois 29, Memphis 18, Cincinnati 14, Colorado State 9, UCF 8, Stanford 7, Air Force 6, BYU 6

Bold Italics denotes opponent

ASSOCIATED PRESS POLL

1	Alabama (27)	12-1	1452
2	Florida State (25)	13-0	1436
3	Oregon (8)	12-1	1426
4	Baylor	11-1	1265
5	Ohio State	12-1	1262
6	TCU	11-1	1257
7	Michigan State	10-2	1105
8	Mississippi State	10-2	1070
9	Ole Miss	9-3	976
10	Georgia Tech	10-3	876
11	Kansas State	9-3	875
12	Arizona	10-3	819
13	Georgia	9-3	745
14	UCLA	9-3	663
15	Arizona State	9-3	602
16	Missouri	10-3	599
17	Wisconsin	10-3	542
18	Clemson	9-3	509
19	Auburn	8-4	450
20	Louisville	9-3	406
21	Boise State	11-2	368
22	LSU	8-4	221
23	Utah	8-4	134
24	USC	8-4	112
25	Nebraska	9-3	79

Dropped from rankings: 18 Oklahoma

Others receiving votes: Minnesota 58, Oklahoma 46, Marshall 36, Memphis 34, Duke 32, Colorado State 13, Northern Illinois 11, Air Force 7, Cincinnati 5, UCF 4, West Virginia 4, Stanford 1

Bold Italics denotes opponent

FSU in the Polls Weekly

Week	CFP	AP	AMWAY
Preseason		1	1
Week 2		1	1
Week 3		1	1
Week 4		1	1
Week 5		1	1
Week 6		1	2
Week 7		1	1
Week 8		2	2
Week 9		2	2
Week 10	2	2	2
Week 11	2	2	2
Week 12	3	2	2
Week 13	3	1	1
Week 14	3	1	2
Week 15	4	2	2
Week 16	3	2	2

RECORDING FSU

FSU's Record In...	
August	1-0
September	3-0
October	4-0
November	4-0
December-January	1-0

FSU's Conference Record...	
At home	4-0
On the road	4-0
Neutral	1-0

FSU's Non-Conference Record...	
At home	3-0
On the road	0-0
Neutral	1-0

FSU vs. Ranked Opponents...	
At home	2-0
On the road	1-0
Neutral	1-0

FSU's Record in Games...	
Decided by 1-3 points	2-0
4-7 points	5-0
8-10 points	0-0
11-19 points	4-0
20-29 points	1-0
30+ points	1-0

FSU's Record When Scoring...	
10 or fewer points	0-0
11-19 points	0-0
20-29 points	3-0
30+ points	10-0

FSU's Record When Allowing...	
10 or fewer points	1-0
11-19 points	4-0
20-29 points	4-0
30+ points	4-0

FSU's Record in Games...	
During the day	5-0
At night	8-0
Scoring first	6-0
Opponent scores first	7-0
Leading after 1st quarter	5-0
Trailing after 1st quarter	6-0
Tied after the 1st quarter	2-0
Leading at halftime	8-0
Trailing at halftime	5-0
Tied at halftime	0-0
Leading after 3rd quarter	8-0
Trailing after 3rd quarter	2-0
Tied after the 3rd quarter	3-0
In overtime	1-0

FSU's Record With...	
100-yard rusher	5-0
100-yard receiver	8-0
300-yard passer	7-0
Less than 300-yards total off	0-0
300-399 yards total offense	5-0
400-499 yards total offense	6-0
500+ yards total offense	2-0
Committing fewer turnovers	4-0
Committing more turnovers	5-0
Turnovers are equal	4-0
Not committing a turnover	2-0

FSU's Record When Allowing...	
100-yard rusher	4-0
100-yard receiver	3-0
300-yard passer	4-0
Less than 300-yards total off	3-0
300-399 yards total offense	3-0
400-499 yards total offense	6-0
500+ yards total offense	1-0

FSU's Record When Wearing...	
Garnet Jersey/Gold Pants	8-0
White Jersey/Gold Pants	4-0
White Jersey/White Pants	1-0

FLORIDA STATE FOOTBALL

THE ATLANTIC COAST CONFERENCE 2014 STANDINGS

ATLANTIC DIVISION	ACC GAMES						OVERALL								
	W	L	For	Opp	Hm	Rd	W	L	For	Opp	Hm	Rd	Nu	Div.	Streak
*Florida State	8	0	286	175	4-0	4-0	13	0	452	299	7-0	4-0	2-0	6-0	W29
+Clemson	6	2	204	142	4-0	2-2	9	3	361	211	7-0	2-3	0-0	5-1	W2
+Louisville	5	3	216	154	3-1	2-2	9	3	391	246	5-1	4-2	0-0	4-2	W3
+Boston College	4	4	183	174	1-3	3-1	7	5	311	246	3-4	4-1	0-0	3-3	W1
+NC State	3	5	197	250	1-3	2-2	7	5	358	324	4-3	3-2	0-0	2-4	W2
^Syracuse	1	7	103	198	0-4	1-3	3	9	205	292	1-5	2-3	0-1	1-5	L5
^Wake Forest	1	7	97	236	1-3	0-4	3	9	178	317	3-3	0-6	0-0	0-6	L1

COASTAL DIVISION	W	L	For	Opp	Hm	Rd	W	L	For	Opp	Hm	Rd	Nu	Div.	Streak
+Georgia Tech	6	2	298	187	3-1	3-1	10	3	481	326	5-1	5-1	0-1	4-2	L1
+Duke	5	3	216	201	2-2	3-1	9	3	390	247	5-2	4-1	0-0	3-3	W1
+North Carolina	4	4	240	291	2-2	2-2	6	6	411	467	4-2	2-4	0-0	4-2	L1
+Pitt	4	4	246	237	2-2	2-2	6	6	380	307	3-4	3-2	0-0	2-4	W2
+Miami	3	5	191	190	2-2	1-3	6	6	359	292	5-2	1-4	0-0	3-3	L3
+Virginia Tech	3	5	155	170	1-3	2-2	6	6	280	245	3-4	3-2	0-0	3-3	W1
^Virginia	3	5	167	194	3-1	0-4	5	7	310	289	5-2	0-5	0-0	2-4	L1

*ACC Champion; +Bowl Eligible; ^Eliminated from Postseason

ACC BOWL GAMES

12/26 North Carolina vs. Rutgers (Quick Lane).....	4:30 PM
12/26 NC State vs. UCF (St. Pete).....	8:00 PM
12/27 Virginia Tech vs. Cincinnati (Military).....	1:00 PM
12/27 Duke vs. Arizona State (Sun).....	2:00 PM
12/27 Miami vs. South Carolina (Independence).....	3:30 PM
12/27 Boston College vs. Penn State (Pinstripe).....	4:30 PM
12/29 Clemson vs. Oklahoma (Russell Athletic).....	5:30 PM
12/30 Louisville vs. Georgia (Belk).....	6:30 PM
12/31 Georgia Tech vs. Mississippi State (Orange).....	8:00 PM
1/1 Florida State vs. Oregon (Rose).....	5:00 PM
1/2 Pitt vs. Houston (Armed Forces).....	12:00 PM

LAST TIME IN THE ACC

Friday, November 28
Virginia Tech def. Virginia, 24-20

Saturday, November 29
Georgia Tech def. Georgia, 30-24 (ot)
Louisville def. Kentucky, 44-40
Clemson def. South Carolina, 35-17
Boston College def. Syracuse, 28-7
NC State def. North Carolina, 35-7
Florida State def. Florida, 24-19
Duke def. Wake Forest, 41-21
Pitt def. Miami, 35-23

Saturday, December 6
Florida State def. Georgia Tech, 37-35
*ACC Championship in Charlotte, N.C.

2014 FSU ACC PLAYERS OF THE WEEK

Award	Player	Opponent
Wide Receiver	Rashad Greene	Oklahoma State
Defensive Line	Mario Edwards, Jr.	Oklahoma State
Wide Receiver	Rashad Greene	Clemson
Defensive Line	Eddie Goldman	Clemson
Wide Receiver	Rashad Greene	NC State
Offensive Line	Tre' Jackson	NC State
Specialist	Roberto Aguayo	Wake Forest
Linebacker	Reggie Northrup	Wake Forest
Offensive Line	Tre' Jackson	Notre Dame
Linebacker	Terrance Smith	Notre Dame
Offensive Back	Jameis Winston	Louisville
Offensive Line	Cameron Erving	Louisville
Linebacker	Reggie Northrup	Louisville
Rookie	Dalvin Cook	Louisville
Wide Receiver	Rashad Greene	Virginia
Defensive Line	Mario Edwards, Jr.	Virginia
Offensive Line	Cameron Erving	Miami
Defensive Back	Jalen Ramsey	Miami
Specialist	Roberto Aguayo	Miami
Rookie	Dalvin Cook	Miami
Specialist	Roberto Aguayo	Boston College
Linebacker	Terrance Smith	Florida

ACC PRESEASON PREDICTIONS

Florida State, seeking its 15th Atlantic Coast Conference football title and its third in a row, was picked as the preseason choice to win the Atlantic Division and defeat Miami in the 10th Annual Dr. Pepper ACC Football Championship Game, according to a poll of media members attending this year's ACC Football Kickoff.

The Noles were predicted as the likely overall ACC winner on 104 of 112 ballots cast. The Seminoles were picked to finish atop the Atlantic Division by 109 voters and amassed 780 total points.

ACC PLAYER OF THE YEAR

1. Jameis Winston, QB, Florida State	99
2. Vic Beasley, DE, Clemson	6
3. Duke Johnson, RB, Miami	1
4. Jamison Crowder, WR, Duke	1
5. Brenden Motley, QB, Virginia Tech	1

ATLANTIC DIVISION

1. Florida State (109)	780
2. Clemson (3)	660
3. Louisville	564
4. Syracuse	368
5. NC State	326
6. Boston College	301
7. Wake Forest	136

COASTAL DIVISION

1. Miami (26)	614
2. Duke (33)	597
3. Virginia Tech (23)	571
4. North Carolina (27)	570
5. Georgia Tech (1)	322
6. Pitt (2)	319
7. Virginia	142

ACC CHAMPIONSHIP VOTES

1. Florida State	104
T2. Clemson	2
T2. Virginia Tech	2

2014 PRESEASON ALL-ACC TEAM

WR	Jamison Crowder	Duke
WR	Rashad Greene	Florida State
WR	DeVante Parker	Louisville
TE	Nick O'Leary	Florida State
T	Cameron Erving	Florida State
T	Sean Hickey	Syracuse
G	Tre' Jackson	Florida State
G	Laken Tomlinson	Duke
C	Andy Gallik	Boston College
QB	Jameis Winston	Florida State
RB	Duke Johnson	Miami
RB	Karlos Williams	Florida State
DE	Vic Beasley	Clemson
DE	Mario Edwards, Jr.	Florida State
DT	Luther Maddy	Virginia Tech
DT	Grady Jarrett	Clemson
LB	Denzel Perryman	Miami
LB	Kelby Brown	Duke
LB	Stephone Anthony	Clemson
CB	Kendall Fuller	Virginia Tech
CB	P.J. Williams	Florida State
S	Anthony Harris	Virginia
S	Jeremy Cash	Duke
PK	Roberto Aguayo	Florida State
P	A.J. Hughes	Virginia Tech
SP	Ryan Switzer	North Carolina

FLORIDA STATE FOOTBALL

THE LAST TIME IT HAPPENED

The Last Time Florida State...

RUSHING

Had 400 or more yards:	vs. Wake Forest, 1995 (401)
Had 300-399 yards:	vs. Idaho, 2013 (336)
Had 200-299 yards:	vs. The Citadel, 2014 (210)
Had 51-100 yards:	at Wake Forest, 2013 (89)
Had 11-50 yards:	vs. Notre Dame, 2014 (50)
Had FEWER than 10 yards:	at Virginia Tech, 2012 (15)
Had 70 or more rush attempts:	vs. Western Carolina, 1985 (72)
Had 60-69 rush attempts:	vs. Virginia, 2002 (60)
Had 50-59 rush attempts:	at Miami, 2008 (54)
Had seven rush TDs:	vs. Murray State, 2012
Had six rush TDs:	vs. Nevada, 2013
Had five rush TDs:	vs. Clemson, 2012
Had four rush TDs:	at NC State, 2014
Had two or more players with 100 rush yds:	vs. Idaho, 2013
Devonta Freeman (11-129) and Karlos Williams (10-114)	
Had two with 150 or more rush yards in a gm:	vs. Notre Dame, 1995
Rock Preston (165) and Warrick Dunn (163)	

PASSING

Had 500 or more yards passing:	vs. Clemson, 2000 (521)
Had 400-499 yards passing:	at Louisville, 2014 (401)
Had 300-399 yards passing:	vs. Georgia Tech (ACC), 2014 (309)
Had 200-299 yards passing:	vs. Boston College, 2014 (281)
Had 76-125 yards passing:	vs. Florida, 2014 (125)
Had LESS than 75 yards passing:	at Florida, 2011 (65)
Had 40 or more pass attempts:	at Miami, 2014 (42)
Had 30-39 pass attempts:	vs. Georgia Tech (ACC), 2014 (30)
Attempted 20 or fewer passes:	at Florida, 2011 (13)
Had 30 or more pass completions:	at Syracuse, 2014 (30)
Had 20-29 pass completions:	vs. Georgia Tech (ACC), 2014 (21)
Had FEWER than 10 pass completions:	vs. Duke, 2012 (9)
Had six passing TDs:	vs. Charleston Southern, 2011
Had five passing TDs:	vs. Idaho, 2013
Had four passing TDs:	at NC State, 2014
Had three passing TDs:	vs. Georgia Tech (ACC), 2014
Had zero passing TDs:	vs. Georgia Tech, 2012
Had seven passes intercepted:	at South Carolina, 1994
Had six passes intercepted:	vs. NC State, 1998
Had five passes intercepted:	vs. Wake Forest, 2008
Had four passes intercepted:	vs. Florida, 2014
Had three passes intercepted:	at Louisville, 2014
Did not throw an interception:	vs. Georgia Tech (ACC), 2014
Completed passes to 11 or more receivers:	vs. Wake Forest, 2014 (13)
Completed passes to 10 receivers:	at Miami, 2014
Completed passes to nine receivers:	vs. Maryland, 2013
Completed passes to eight receivers:	at Louisville, 2014
Completed passes to seven receivers:	vs. Boston College, 2014
Completed passes to six receivers:	vs. Florida, 2014

RECEIVING

Had one player with 100 yards receiving:	vs. Georgia Tech (ACC), 2014
Rashad Greene, 7-123	
Had two players with 100 yards receiving:	at NC State, 2014
Rashad Greene 125, Jesus Wilson 109	
Had three players with 100 yards receiving:	vs. The Citadel, 2005
Chris Davis 125, De'Coddy Fagg, 113, Greg Carr 104	

COMBINATION OFFENSE

Had a 300-yd passer and a 100-yd rusher:	vs. Georgia Tech (ACC), 2014
Jameis Winston (309 pass), Dalvin Cook (177 rush)	
Had a 100-yd receiver and a 100-yd rusher:	vs. Georgia Tech (ACC), 2014
Rashad Greene (123 rec), Dalvin Cook (177 rush)	
Had three players w/100+ yds rush or rec:	at NC State, 2014
Karlos Williams (126 rush), Rashad Greene (125 rec), Jesus Wilson (109 rec)	
Had a 400-yd passer and two 100-yd receivers:	at Clemson, 2013
Jameis Winston (444 pass), Nick O'Leary (161 rec), Rashad Greene (146 rec)	

TOTAL OFFENSE

Had 700 or more yards total offense:	vs. Clemson, 2000 (771)
Had 650-699 yards total offense:	vs. Clemson, 2012 (667)
Had 600-649 yards total offense:	vs. Idaho, 2013 (645)
Had 550-599 yards total offense:	at Louisville, 2014 (574)
Had 500-549 yards total offense:	at NC State, 2014 (531)
Had 450-499 yards total offense:	vs. Georgia Tech (ACC), 2014 (488)
Had 400-449 yards total offense:	at Miami, 2014 (418)
Had 151-200 yards total offense:	vs. Wake Forest, 2006 (139)
Had LESS than 150 yards total offense:	vs. Wake Forest, 2006 (139)
Had LESS than 100 yards total offense:	at Florida, 2011 (95)
Had 85 or more plays:	at Miami, 2008 (86)
Had 75-84 plays:	at Louisville, 2014 (78)
Had FEWER than 55 plays:	vs. Syracuse, 2013 (45)

SCORING

Scored 80 or more points:	vs. Idaho, 2013 (80)
Scored 70-79 points:	vs. Wake Forest, 1995 (72)
Scored 60-69 points:	vs. Maryland, 2013 (63)
Scored 50-59 points:	at NC State, 2014 (56)
Scored 40-49 points:	at Louisville, 2014 (42)
Scored 30-39 points:	vs. Georgia Tech (ACC), 2014 (37)
Allowed 60 or more points:	Never
Allowed 50-59 points:	vs. Florida ('97 Sugar), 1996 (52)
Allowed 40-49 points:	at NC State, 2014 (41)
Allowed 30-39 points:	vs. Georgia Tech (ACC), 2014 (35)
FSU lost by 45 or more points:	at Miami, 1976, (47)
FSU lost by 35-44 points:	at Virginia Tech, 1974 (35)
Scored on first drive of game:	vs. Boston College, 2014
FSU lost by 30 or more points:	at Oklahoma, 2010 (30)
FSU lost by 20-29 points:	at Florida, 2009 (27)
Was held scoreless:	vs. Wake Forest, 2006 (30-0)
Was held scoreless at home:	vs. Wake Forest, 2006 (30-0)
Was held scoreless on the road:	vs. Miami, 1988 (31-0)
Held opponent scoreless:	vs. Maryland, 2013 (63-0)
Held opponent scoreless at home:	vs. Maryland, 2013
Held opponent scoreless on the road:	at Notre Dame, 2003 (37-0)
Held opp. scoreless/neutral site:	Kansas, (Meadowlands) 1993, (42-0)
Held opponent without a touchdown:	vs. Wake Forest, 2014
Held two opponents scoreless in one season:	2012
Held three opponents scoreless in one season:	1993
Held four opponents scoreless in one season:	1993
Held five opponents scoreless in one season:	Never
Held an ACC opponent scoreless:	vs. Maryland, 2013 (63-0)
Held two ACC opponents scoreless:	1993
Held three ACC opponents scoreless:	1993
Held four ACC opponents scoreless:	Never
Scored a 2-point conversion:	at Virginia Tech 2012, EJ Manuel to Nick O'Leary
Scored a defensive 2-point conversion:	vs. Virginia Tech, 2010, Nigel Bradham
Scored 49 or more points in four consecutive games to open season:	2012

TURNOVERS

Committed nine turnovers:	at South Carolina, 1984 (7 Int., 2 Fum.)
Committed eight turnovers:	Never
Committed seven turnovers:	vs. Wake Forest, 2008 (5 Int., 2 Fum.)
Committed six turnovers:	at NC State, 1998 (6 Int.)
Committed five turnovers:	vs. Florida, 2012 (3 Ints., 2 Fumbles)
Committed four turnovers:	vs. Florida, 2014 (4 Int.)
Lost five or more fumbles:	Never
Lost four or more fumbles:	vs. Duke, 2012 (4)
Lost three or more fumbles:	vs. Jacksonville State, 2009 (3)
Did not commit a turnover:	vs. Georgia Tech (ACC), 2014
Did not commit a turnover in consecutive games:	NC St 6 Va Tech (2008)
Lost a game and did not commit a turnover:	vs. North Carolina, (2010)
Recorded six or more takeaways:	at Wake Forest, 2013 (6 INTs, 1 Fum.)
Recorded five takeaways:	vs. South Carolina, 2010 (3 INTs, 2 Fum.)
Recorded four takeaways:	vs. Idaho, 2013 (9 INTs)
Recorded three takeaways:	at Miami, 2014 (1 INT, 2 Fum.)
Returned an interception for a TD:	vs. Florida, 2014
Terrance Smith (94 yards)	
Returned two or more interceptions for TDs:	vs. Idaho, 2013
Telvin Smith (79 yards) and E.J. Levenberry (78 yards)	
Returned a fumble for a TD:	vs. Wake Forest, 2014
Reggie Northrup (31 yards)	
Returned two fumbles for a TD:	vs. Wisconsin, 2008
Derek Nicholson (75 yards) and Dekoda Watson (51 yards)	
Returned two takeaways for a TD:	vs. Idaho, 2013
Telvin Smith (79-yard INT) and E.J. Levenberry (78-yard INT)	

DEFENSE

Held opp. to 0 or fewer rushing yards:	at Colorado, 2007 (-27)
Held opp. to 1-10 rushing yards:	vs. Duke, 2007 (9)
Held opp. to 11-50 rushing yards:	vs. Virginia, 2014 (37)
Held opp. to 51-100 rushing yards:	vs. Duke, 2013 (89)
Held opp. to 101-200 passing yards:	vs. Georgia Tech (ACC), 2014 (134)
Held opp. to 51-100 passing yds:	vs. Boston College, 2014 (73)
Held opp. to 50 or fewer passing yds:	vs. Savannah State, 2012 (9)
Held opp. to 25 or fewer passing yds:	vs. Savannah State, 2012 (9)
Held opp. to 201-300 yds total offense:	vs. Florida, 2014 (282)
Held opp. to 151-200 yds total offense:	at Florida, 2013 (183)
Held opp. to 101-150 yds total offense:	vs. Wake Forest, 2014 (126)
Held opp. to 100 or fewer yds total offense:	vs. Savannah State, 2012 (28)
Intercepted six or more passes:	at Wake Forest, 2013 (6)
Intercepted five passes:	vs. Wake Forest, 1997
Intercepted four passes:	vs. Idaho, 2013
Intercepted three passes:	at Syracuse, 2014
Recovered three fumbles:	vs. Florida, 2010
Scored a safety:	vs. Bethune-Cookman, 2013
Scored two or more safeties:	vs. Central Florida, 1995
Scored on a blocked FG:	vs. Clemson, 2006 (Tony Carter 69 yards)
Recorded 10 or more sacks:	vs. Wake Forest, 1997 (11)
Recorded nine sacks:	vs. Miami, 2005
Recorded eight sacks:	vs. BYU, 2010
Recorded seven sacks:	vs. Idaho, 2013
Recorded six sacks:	vs. Murray State, 2012
Recorded five sacks:	at Maryland, 2012
Recorded 10 or more tackles for loss:	vs. Wake Forest, 2014 (11)
Held opponent to 11-15 first downs:	vs. Florida, 2014 (13)
Held opponent to 10 or fewer first downs:	vs. Wake Forest, 2014 (10)
Broke up 10 or more passes:	vs. Notre Dame, 2014 (10)
Held opponent to neg. rushing yards in a half:	vs. Wake Forest, 2014 (-26, 1st)

SPECIAL TEAMS

Returned a punt for a TD:	vs. Duke, 2012 (Tyler Hunter, 75 yds)
Returned three or more punts for TDs in a season:	2012
Rashad Greene (Murray State 6) & Wake Forest), Tyler Hunter (Duke)	
Returned two punts for a TD in a season:	Rashad Greene, 2012
vs. Murray State, vs. Wake Forest	
Returned a blocked punt for a TD:	vs. UCLA, 2006 (Lawrence Timmons, 25 yds)
Blocked a punt for a safety:	vs. Colorado (JAX), 2008
Returned a kickoff for a TD:	vs. Auburn (BCS Champ), 2013
(Kermit Whitfield, 100 yards)	
Blocked one punt:	vs. Samford, 2010 (Chris Thompson)
Blocked two punts:	vs. NC State, 2005 (Houllis, Church)
Punted 10 or more times:	at NC State, 2004 (11)
Punted 9 times:	at Florida, 2011
Did not record a punt:	vs. Samford, 2010
Punted Once:	vs. Wake Forest, 2014
Blocked a field goal:	vs. Clemson, 2010 (Nigel Bradham)
Blocked two field goals:	at Duke, 2003 (B.J. Ward)
Blocked a FG and returned for a TD:	vs. Clemson, 2006 (Tony Carter 69 yds)
Missed a field goal:	vs. Boston College, 2014
Had a field goal blocked:	Gary Cismesia at Maryland, 2006
Had a FG blocked and returned for a TD:	Gary Cismesia at Florida, 2005
Blocked a PAT kick:	at Miami, 2014 (Jalen Ramsey)
Scored on a blocked PAT:	vs. Virginia Tech, 2010 (Nigel Bradham)
Missed a kicking PAT:	vs. Savannah State, 2012
Had a kicking PAT blocked:	vs. Florida, 2008 (Graham Gano)
Had a punt blocked:	at NC State, 2012 (Cason Beatty)
Recovered an on-side kick:	at Wake Forest, 2009
Kicked three field goals:	vs. Georgia Tech (ACC), 2014 (Roberto Aquayo)
Kicked four field goals:	at Miami, 2012 (Dustin Hopkins)
Kicked five field goals or more:	vs. Wake Forest, 2014 (Roberto Aquayo, 5)

MISCELLANEOUS

Had 30 or more first downs:	vs. Duke, 2013 (31)
Had 20-29 first downs:	vs. Georgia Tech (ACC), 2014 (24)
Had FEWER than 10 first downs:	at Florida, 2011 (7)
Had 20 or more penalties:	vs. Duke, 1997 (20)
Had 15-19 penalties:	at North Carolina, 2009 (16)
Had 10-14 penalties:	at NC State, 2014 (10)
Had 150 or more yards in penalties:	vs. West Virginia, 2005 (174)
Had 100-149 yards in penalties:	at Clemson, 2013 (104)
Had less than 25 yards in penalties:	at Miami, 2014 (15)
Had ZERO penalties:	vs. Virginia Tech, 2010
Had 35 minutes or more possession time:	at Syracuse, 2014 (36:27)
Was involved in a tie game:	vs. Florida, 1994 (31-31)
Was involved in an overtime game:	vs. Clemson, 2014 (W, 23-17)
Scoring Drive of 20 or more plays:	vs. Notre Dame, 2002 (20)
Scoring Drive of 15 or more plays:	vs. Virginia, 2014 (15)
Scoring Drive of 99 yards:	vs. Boston College, 2012 (6-99, TD)

The Last Time A Florida State Player...

RUSHING

Rushed 35 or more times:	Never
Rushed 30-34 times:	Dalvin Cook vs. Georgia Tech (ACC), 2014 (31)
Rushed 25-29 times:	Chris Thompson at NC State, 2012 (25)
Rushed 20-24 times:	Dalvin Cook vs. Florida, 2014 (24)
Rushed for 300 or more yards:	Greg Allen vs. Western Carolina, 1981 (322)
Rushed for 200-299 yards:	Sammie Smith vs. Tulane, 1988 (212)
Rushed for 175-199 yards:	Dalvin Cook vs. Georgia Tech (ACC), 2014 (177)
Rushed for 150-174 yards:	Chris Thompson at Miami, 2010 (14-158)
Rushed for 125-149 yards:	Dalvin Cook vs. Florida, 2014 (24-144)
Rushed for 100-124 yards:	Dalvin Cook at Louisville, 2014 (9-110)
QB rushed for 100 or more yards:	EJ Manuel vs. Clemson, 2012 (12-102)
QB rushed for 80-99 yards:	Jameis Winston at Boston College, 2013 (67)
QB rushed for a TD of 50+ yards:	D'Ontrey Richardson vs. UTC, 2008 (55)
Four Rushing TDs:	Antone Smith at Miami, 2008
Three Rushing TDs:	Karlos Williams at NC State, 2014
Two Rushing TDs:	Dalvin Cook at Miami, 2014
Two Players Rush For Two TDs:	James Wilder Jr. & Devonta Freeman vs. Miami, 2013
Had a run of 80 yards or more:	Chris Thompson vs. Wake Forest, 2012 (80)
Had a run of 60-79 yards:	Devonta Freeman vs. Idaho, 2013 (60)
Had a run of 50-59 yards:	Mario Pender vs. Wake Forest, 2014 (56)
Had a run of 40-49 yards:	Dalvin Cook at Miami, 2014 (44)
Rushed for TD in first career carry:	Mario Pender vs. Oklahoma State, 2014

PASSING

Passed for 400 or more yards:	Jameis Winston at Louisville, 2014 (401)
Passed for 300-399 yards:	Jameis Winston vs. Georgia Tech (ACC), 2014 (309)
Passed for 200-299 yards:	Jameis Winston vs. Boston College, 2014 (281)
Attempted 45 or more passes:	Jameis Winston at Louisville, 2014 (48)
Attempted 35-44 passes:	Jameis Winston at Miami, 2014 (42)
Completed 40 or more passes:	Drew Weatherford vs. Penn St., 2006 (43)
Completed 30-39 passes:	Jameis Winston at Syracuse, 2014 (30)
Threw five TD passes:	Jameis Winston vs. Maryland, 2013
Threw four TD passes:	Jameis Winston at NC State, 2014
Threw six interceptions:	Chris Wienke at NC State, 1998
Threw four interceptions:	Jameis Winston vs. Florida, 2014
Threw three interceptions:	Jameis Winston at Louisville, 2014
Completed a pass of 80 yards or more:	Winston to O'Leary at Clemson, 2013 (94)
Completed a pass of 70-79 yards:	Maguire to Greene vs. Clemson, 2014 (74)
Completed pass of 50-69 yards:	Winston to Rudolph at Louisville, 2014 (68)
Passed for 4 TDs in a half:	Jameis Winston vs. Maryland, 2nd half, 2013
Passed for 3 TDs in a half:	Jameis Winston vs. Georgia Tech (ACC), 1st half, 2014
Completed a pass to 10 receivers:	Jameis Winston at Miami, 2014 (10)
QB completed first career pass for TD:	Clint Trickett vs. ULM, 2011
QB completed 3 passes of 50 yds in Q1:	EJ Manuel at Duke, 2011 (1st Q1)
QB completed 2 passes of 50 yds in Q1:	Jameis Winston vs. Wake Forest 2014 (4th Q1)

FLORIDA STATE FOOTBALL

THE LAST TIME IT HAPPENED

RECEIVING

Caught 15 or more passes:	Ron Sellers vs. South Carolina, 1968 (16)
Caught 10-14 passes:	Rashad Greene vs. Virginia, 2014 (13)
Had 200 or more rec. yards:	Rashad Greene vs. Oklahoma State, 2014 (203)
Had 175-199 yards receiving:	Rod Owens at North Carolina, 2009 (199)
Had 150-174 yards receiving:	Nick O'Leary at Clemson, 2013 (161)
Had 100-149 yards receiving:	Rashad Greene vs. Georgia Tech (ACC), 2014 (123)
Had two players with 100-149 yards receiving:	at NC State, 2014 Rashad Greene (125) and Jesus Wilson (109)
Caught three TDs:	Kelvin Benjamin at Florida, 2013
Caught two TDs:	Rashad Greene vs. Georgia Tech (ACC), 2014
Caught a 2 pt. conversion:	Nick O'Leary (from EJ Manuel) at Virginia Tech, 2012

TOTAL OFFENSE

Had 500 or more yards:	Chris Weinke vs. Clemson, 2000 (509)
Had 400-499 yards:	Jameis Winston at Clemson, 2013 (446)
QB had 100 yards both passing and rushing:	EJ Manuel vs. Clemson, 2012 (380 passing, 102 rushing)

ALL-PURPOSE YARDS

Had 200 or more yards:	Dalvin Cook vs. Georgia Tech (ACC), 2014 (220)
------------------------	--

SCORING

Accounted for five TDs:	Jameis Winston vs. Maryland, 2013 (5 pass)
Accounted for four TDs:	Jameis Winston at NC State, 2014 (4 pass)
Accounted for three TDs:	Jameis Winston vs. Georgia Tech (ACC), 2014 (3 pass)
Scored four or more TDs:	Antone Smith at Miami, 2008 (4 rush)
Scored three TDs:	Karlos Williams at NC State, 2014 (3 rush)
Scored two TDs:	Rashad Greene vs. Georgia Tech (ACC), 2014 (2 rec)
Two players scored two TDs:	at NC State, 2014 Karlos Williams (3 rush) and Jesus Wilson (2 rec)
Three players scored two TDs:	vs. Idaho, 2013 Kenny Shaw (2 rec), Karlos Williams (2 rush) and Kelvin Benjamin (2 rec)

DEFENSE

Intercepted three or more passes:	Mario Edwards at Wake Forest, 1998 (4)
Intercepted two passes:	Jacob Pugh vs. Notre Dame, 2014
Five consecutive games with an interception:	Terrell Buckley (11/2/91-11/9/92) Patrick Robinson (10/6/07-11/3/07)
Recovered two fumbles:	Xavier Rhodes vs. Florida, 2010
Recovered three or more fumbles:	Ron Wallace vs. Wichita St., 1969 (3)
Recorded five or more sacks:	Daryl Bush vs. N. Carolina, 1997 (5)
Recorded four sacks:	Bjoern Werner vs. Murray State, 2012
Recorded three sacks:	Bjoern Werner vs. Florida (3.5), 2012
Recorded three sacks in three games in a season:	Everette Brown, 2008 vs. Virginia Tech. vs. Clemson and at Maryland
Recorded two sacks:	Timmy Jernigan vs. Idaho, 2013 (2.5)
Recorded 15 or more tackles:	Telvin Smith vs. Auburn (BCS Champ), 2013 (15)
Recorded 10-14 tackles:	Reggie Northrup vs. Georgia Tech (ACC), 2014 (12)
Forced two or more fumbles:	Jalen Ramsey at NC State, 2014 (2)
Returned a fumble for a TD:	Reggie Northrup vs. Wake Forest, 2014 (31 yds)
Two Players Returned a fumble for a TD in a game:	vs. Wisconsin, 2008 Derek Nicholson and Dekoda Watson
Returned a INT for a TD:	Terrance Smith vs. Florida, 2014 (94 yards)
DT Returned a INT for a TD:	Markus White vs. Miami, 2009 (31 yds)
Recorded four or more RBUs:	Jalen Ramsey at Miami, 2014 (4)
Recorded 5 TFL in a game:	Bjoern Werner vs. Murray State, 2012
Recorded 4 TFL in a game:	Mario Edwards Jr. vs. Virginia, 2014
Recorded 3 TFL in a game:	Mario Edwards, Jr. vs. Wake Forest, 2014

SPECIAL TEAMS

Scored 13 or more points kicking:	Roberto Aguayo vs. Georgia Tech (ACC), 2014 (13)
Kicked five FGs:	Roberto Aguayo vs. Wake Forest, 2014
Kicked four FGs:	Dustin Hopkins at Miami, 2012
Kicked three FGs:	Roberto Aguayo vs. Georgia Tech (ACC), 2014
Kicked two FGs of 50 or more yds:	Dustin Hopkins vs. Florida, 2012 (60, 53)
Kicked one FG of 50-59 yards:	Roberto Aguayo at Miami, 2014 (53)
Kicked a 60 yard field goal:	Gary Cismesia at Florida, 2007 (60)
Had a 50+ yard FG in five straight games:	Graham Gano, 2008
Kicked 19 or more consecutive FG:	Roberto Aguayo, 2013-14 (23)
Kicked 18 consecutive FG:	Graham Gano, 2008 (18)
Kicked 17 consecutive FG:	Dustin Hopkins, 2010-11 (17)
Kicked game-winning FG as time expired:	Dustin Hopkins vs. Clemson, 2010 (55)
Had a punt of 70 or more yards:	Sean Liss at Miami, 1996 (76)
Had a punt of 60-69 yards:	Cason Beatty vs. Virginia, 2014 (67)
Had two punts of 60 or more yards:	Shawn Powell vs. Miami, 2011 (66, 63)
Had three punts over 50 yards:	Shawn Powell vs. Notre Dame, 2011
Had four punts over 50 yards:	Shawn Powell vs. Virginia, 2011
Punted nine or more times:	Graham Gano at Clemson, 2007 (9)
Had 3 punts downed inside the opponent's five:	Graham Gano vs. Wisconsin, 2008
Had a net punting average of 50 or better:	Cason Beatty vs. Nevada, 2013 (1-53)
Totalled 175 or more kick return yards:	Lamarcus Joyner vs. Clemson, 2012 (5-185)
Totalled 100-174 kick return yards:	Kermit Whitfield vs. Auburn (BCS Champ), 2013 (172)
Totalled 100 or more punt return yards:	Tyler Hunter vs. Duke, 2012 (5-122)
Blocked a punt:	Chris Thompson vs. Samford, 2010
Blocked two punts:	Dexter Jackson vs. North Carolina, 1996
Blocked three punts:	Never
Blocked a field goal:	Nigel Bradham vs. Clemson, 2010
Blocked a field goal and ret. for TD:	Tony Carter vs. Clemson, 2006 (69 yards)
Blocked a PAT kick:	Jalen Ramsey at Miami, 2014
Returned a blocked PAT for 2 points:	Nigel Bradham vs. Virginia Tech, 2010
Returned a kickoff for TD:	Kermit Whitfield vs. Auburn (BCS Champ), 2013 (100)
Returned a punt for a TD:	Tyler Hunter vs. Duke, 2012 (75)
Returned two punts for a TD in a season:	Rashad Greene, 2012
Returned a punt for first score of game:	Rashad Greene vs. Murray State, 2012 (47 yds)
Returned a punt for first score of season:	Rashad Greene vs. Murray State, 2012
Blocked a punt for a safety:	Dekoda Watson vs. Colorado, 2008

The Last Time An Opposing Player...

RUSHING

Rushed 40 or more times:	not since 1985
Rushed 30-39 times:	Tre Mason, Auburn, 2013 (34)
Rushed 25-29 times:	Duke Johnson, Miami, 2014 (27)
Rushed for 300 yards or more:	Sam DeJarnette, So. Miss., 1982 (304)
Rushed for 200-299 yards:	Sam DeJarnette, So. Miss., 1982 (304)
Rushed for 150-199 yards:	Tre Mason, Auburn, 2013 (195)
Rushed for 100-149 yards:	Justin Thomas, Georgia Tech (ACC), 2014 (104)
Rushed for three TDs:	Sydney Davis, Georgia Tech (ACC), 2014
Rushed for two TDs:	Shadrach Thornton, NC State, 2014
Had a run of 80 or more yards:	Josh Adams, Wake Forest, 2007 (83)
Had a run of 70-79 yards:	Shadrach Thornton, NC State, 2014 (72)
Had a run of 60-69 yards:	Jeff Demps, Florida, 2009 (62)
Had a run of 50-59 yards:	Trey Burton, Florida, 2013 (50)

PASSING

Passed for 500 or more yards:	Jeff Van Raaphorst, Ariz. St., 1984 (532)
Passed for 400-499 yards:	T.J. Yates, North Carolina, 2010 (439)
Passed for 300-399 yards:	Brad Kaaya, Miami, 2014 (316)
Passed for 200-299 yards:	Greyson Lambert, Virginia, 2014 (220)
Attempted 60 or more passes:	Scott Milanovich, Maryland, 1995 (62)
Attempted 50-59 passes:	Everett Golson, Notre Dame, 2014 (52)
Attempted 40-49 passes:	Jacoby Brissett, NC State, 2014 (48)
Completed 30-39 passes:	Everett Golson, Notre Dame, 2014 (31)
Completed 20-29 passes:	Greyson Lambert, Virginia, 2014 (20)
Threw five TD passes:	Russell Wilson, NC State, 2009
Threw four TD passes:	Chase Rettig, Boston College, 2013
Threw three TD passes:	Greyson Lambert, Virginia, 2014
Completed a pass of 75+ yards:	Marc Verica to Kris Burd, Virginia, 2010 (76)
Completed a pass of 50+ yards:	Brad Kaaya to Clive Walford, Miami, 2014 (61)

RECEIVING

Caught 15 or more passes:	Alvin Pearman, Virginia, 2003 (16)
Caught 10-14 passes:	Ryan Broyles, Oklahoma, 2010 (12)
Caught 7-9 passes:	DeLante Parker, Louisville, 2014 (8)
Had 200 or more yards receiving:	DeLante Parker, Louisville, 2014 (247)
Had 150-199 yards receiving:	Quintin McCree, Maryland, 2011 (171)
Had 100-149 yards receiving:	Clive Walford, Miami, 2014 (127)
Caught five TD passes:	Torry Holt, NC State, 1997
Caught three TD passes:	Jarvis Williams, NC State, 2009
Caught two TD passes:	Corey Robinson, Notre Dame, 2014

SCORING

Scored five TDs:	Torry Holt, NC State, 1997 (5 receiving)
Scored three TDs:	Sydney Davis, Georgia Tech (ACC), 2014 (3 rush)
Scored two TDs:	Steve Ishmael, Syracuse, 2014 (2 receiving)

DEFENSE

Intercepted three passes:	Brian Wilkins, Georgia Tech, 1996
Intercepted two passes:	Brian Poole, Florida, 2014
Recorded three sacks:	Kenny Tate, Maryland, 2012
Recorded two sacks:	Henry Coley, Virginia, 2014
Recorded 15 or more tackles:	James Sample, Louisville, 2014 (15)

SPECIAL TEAMS

Scored 10 or more points kicking:	Austin Hardin, Florida, 2014 (13)
Kicked four field goals:	Nate Freese, Boston College, 2010
Kicked a 50-yard field goal:	Austin Hardin, Florida, 2014 (52)
Kicked a 60-yard punt:	Alexander Kinal, Wake Forest, 2014 (63)
Kickoff Return of 50 yards or more:	Myles Willis, Boston College, 2013 (71)
Punt Return of 50 yards or more:	Marcus Roberson, Florida, 2012 (50)
Missed three field goals:	Sam Swank, Wake Forest, 2008

The Last Time An Opposing Team...

RUSHING

Had 400 or more yards rushing:	Georgia Tech, 2009 (401)
Had 300-399 yards rushing:	Georgia Tech (ACC), 2014 (331)
Had 200-299 yards rushing:	Boston College, 2014 (240)
Had 26-100 yards rushing:	Wake Forest, 2014 (40)
Had 11-25 yards rushing:	Savannah State, 2012 (19)
Had 1-10 yards rushing:	Duke, 2007 (9)
Had FEWER than 0 yards rushing:	Colorado, 2007 (-27)
Had 50 or more rushing attempts:	Georgia Tech (ACC), 2014 (59)
Had six rushing TDs:	Georgia Tech, 2009
Had five rushing TDs:	Auburn, 1985
Had four rushing TDs:	Georgia Tech (ACC), 2014
Had a player with 100 yards rushing in a game:	Georgia Tech (ACC), 2014
Had two players with 100 yards rushing in a game:	Georgia Tech, 2009

PASSING

Had 400 or more yards passing:	North Carolina, 2010 (439)
Had 300-399 yards passing:	Miami, 2014 (316)
Had 200-299 yards passing:	Virginia, 2014 (220)
Had 100-199 yards passing:	Georgia Tech (ACC), 2014 (134)
Had 50-99 yards passing:	Boston College, 2014 (73)
Had FEWER than 50 yards passing:	Savannah State, 2012 (9)
Had 60 or more pass attempts:	Maryland, 1995 (62)
Had 50-59 pass attempts:	Notre Dame, 2014 (52)
Completed 30 or more passes:	Notre Dame, 2014 (31)
Had five passing TDs:	NC State, 2009
Had four passing TDs:	Boston College, 2014
Had three passing TDs:	Virginia, 2014

RECEIVING

Had one player with 200 yds receiving:	Louisville, 2014 (214)
Had one player with 100 yds receiving in a game:	Miami, 2014 (127)
Had 11 or more players catch a pass:	Clemson, 2014 (11)
Had 10 players catch a pass:	Duke, 2011
Had nine players catch a pass:	Idaho, 2013
Had eight players catch a pass:	Virginia, 2014

TOTAL OFFENSE

Had 600 or more yards total offense:	Arizona State, 1984 (651)
Had 500-599 yards total offense:	NC State, 2014 (520)
Had 400-499 yards total offense:	Georgia Tech (ACC), 2014 (465)
Had 300-399 yards total offense:	Boston College, 2014 (313)
Had 201-299 yards total offense:	Florida, 2014 (282)
Had 125-200 yards total offense:	Wake Forest, 2014 (126)
Had FEWER than 125 yards total offense:	Savannah State, 2012 (28)
Had 80 or more plays:	Notre Dame, 2014 (87)
Had 70-79 plays:	Georgia Tech (ACC), 2014 (73)

SCORING

Scored 60 or more points:	Never
Scored 50-59 points:	Florida (97 Sugar), 1996 (52)
Scored 40-49 points:	NC State, 2014 (41)
Scored 30-39 points:	Georgia Tech (ACC), 2014 (35)
Scored a two-point conversion:	Clemson, 2009 (run)

TURNOVERS

Had five fumbles:	Kentucky, 2007 (5)
Had three fumbles LOST:	Florida, 2010
Had three or more passes intercepted:	Wake Forest, 2013 (6)
Did not commit a turnover:	Boston College, 2014
Intercepted seven passes:	South Carolina, 1984
Intercepted six passes:	NC State, 1998
Intercepted five passes:	Wake Forest, 2008
Intercepted four passes:	Florida, 2014
Intercepted three passes:	Louisville, 2014
Returned an INT for a TD:	Virginia Tech, 2010 (Gouveia-Winslow, 24 yards)
Returned a fumble for a TD:	Notre Dame, 2011 (Motta, 29 yards)

DEFENSE

Held FSU to 10 or fewer first downs:	Florida, 2011 (7)
Scored a safety:	Virginia Tech, 2012
Held FSU to less than zero yards rushing:	Virginia Tech, 2012 (13)
Held FSU to 0-25 yards rushing:	Clemson, 2014 (35)
Held FSU to 26-50 yards rushing:	Notre Dame, 2014 (50)
Held FSU to 201-300 yards passing:	Boston College, 2014 (281)
Held FSU to 101-200 yards passing:	Florida, 2014 (125)
Held FSU to 100 or fewer yards passing:	Florida, 2011 (65)
Held FSU to 100 or fewer yards total offense:	Florida, 2011 (95)
Held FSU to 101-300 yards total offense:	Wake Forest, 2013 (236)
Had five or more sacks:	Clemson, 2014 (5)

SPECIAL TEAMS

Returned a punt for a TD:	Ronnie Hamilton, Duke, 2001 (63 yds)
Returned a blocked punt for a TD:	Markese Fitzgerald, Miami, 2001 (5 yds)
Returned a kickoff for a TD:	Justin Miller, Clemson, 2004 (86 yds)
Punted 10 or more times:	Maryland, 2013 (11)
Punted 9 times:	Wake Forest, 2014
Punted Once:	Florida, 2009
Did not punt:	Georgia Tech, 2009
Missed a kicking PAT:	Miami, 2014
Recovered an on-sides kick:	NC State, 2013
Attempted an on-sides kick:	Georgia Tech (ACC), 2014
Blocked a PAT:	North Carolina, 2003
Blocked a Field Goal:	Florida, 2005
Returned a blocked FG for a TD:	Reggie Lewis, Florida, 2005 (52 yards)
Blocked a Punt:	NC State, 2012

MISCELLANEOUS

Had 30 or more first downs:	Florida, 1990 (31)
Had 20-29 first downs:	Georgia Tech (ACC), 2014 (28)
Had fewer than 10 first downs:	Florida, 2013 (8)
Had 10 or more penalties:	Florida, 2014 (10)
Had 100 or more yards in penalties:	Florida, 2014 (105)
Did not commit a penalty:	The Citadel, 2014
Had 35 minutes or more of possession time:	Miami, 2014 (35:37)
Had one 100-yard rusher and one 100-yard receiver:	Miami, 2014
Had fewer than 20 yards in the first quarter:	Maryland, 2012 (18)
Had fewer than 20 yards in any quarter:	Wake Forest, 2014 (-26, 2nd)
Had no first downs in the first quarter:	Savannah State, 2012
Had no first downs in any quarter:	Wake Forest, 3rd, 2013
Had no first downs in a half:	Charleston Southern, 1st, 2011



**COACH BIOS//PLAYER BIOS
CAREER GAME-BY-GAME
SINGLE-GAME,
SEASON & CAREER RECORDS**



FLORIDA STATE FOOTBALL HEAD COACH JIMBO FISHER

27th season | 8th at Florida State | 5th as Head Coach
Hometown: Clarksburg, W.Va. | Alma Mater: Salem (W.Va.) '89
Birthdate: October 9, 1965
Family: wife Candi Fisher, sons Trey (13) and Ethan (9)



25

Players drafted in Fisher's first four years.

12

Number of quarterbacks coached who have gone on to play in the NFL.

11-1

Fisher's record vs. in-state opponents.

.853

Fisher's .853 winning percentage is the highest in ACC history and the second-best in the nation among active FBS coaches with at least two years experience.

10

Fisher became just the 10th major college football coach to win 50 games in his first five seasons after defeating Wake Forest.

37.7

Florida State has averaged 37.7 points per game since Fisher became head coach.

FLORIDA STATE UNDER JIMBO FISHER

Overall record:	58-10 (.853)
At home:	31-4 (.886)
On the road:	19-5 (.792)
At neutral sites:	8-1 (.889)
Conference games:	34-6 (.850)
Non-conference games:	17-3 (.850)
ACC title game:	3-1 (.750)
Bowl games:	4-0 (1.000)
Coming off a loss:	7-3 (.700)
Coming off a win:	50-7 (.877)
Coming off a bye:	4-2 (.667)
vs. AP top 25:	12-5 (.706)
Ranked higher:	46-6 (.885)
Opponent is ranked higher:	3-4 (.429)
vs. In-state opponents:	11-1 (.917)
In August:	1-0 (1.000)
In September:	17-3 (.850)
In October:	16-3 (.842)
In November:	17-3 (.850)
In December:	5-1 (.833)
In January:	2-0 (1.000)
Thursday:	4-1 (.800)
Friday:	1-0 (1.000)
Saturday:	50-9 (.847)
Monday:	2-0 (1.000)
Tuesday:	1-0 (1.000)

FISHER AMONG THE NATION'S BEST

Since becoming FSU's head coach in 2010, Jimbo Fisher has been one of the nation's winningest coaches and the Noles have been one of the winningest teams by any metric.

FISHER 2ND IN ACTIVE CAREER WINNING %

MINIMUM TWO YEARS (CURRENT SCHOOL) RECORD AT FBS SCHOOLS ONLY

1. Chris Petersen (Washington)	100-17; .855
2. JIMBO FISHER (FLORIDA STATE)	58-10; .853
3. Urban Meyer (Ohio State)	140-26; .843
4. Bob Stoops (Oklahoma)	168-42; .800
5. David Shaw (Stanford)	41-12; .774

FISHER HAS 2ND-BEST WIN % VS AP TOP 25

AMONG ACTIVE COACHES

1. Mark Helfrich (Oregon)	6-1; .857
2. JIMBO FISHER (FLORIDA STATE)	12-5; .706
3. Urban Meyer (Ohio State)	27-12; .692
4. Bob Stoops (Oklahoma)	50-26; .658
5. David Shaw (Stanford)	15-9; .625

BEST WINNING PERCENTAGE - ACC HISTORY

ALL-TIME

1. JIMBO FISHER (FLORIDA STATE)	58-10; .853
2. Bobby Bowden (Florida State)	173-53-1; .764
3. Danny Ford (Clemson)	96-29-4; .760
4. Frank Beamer (Virginia Tech)	104-40; .722
5. Lou Holtz (NC State)	33-12-3; .719

FISHER CAREER HIGHLIGHTS

- Became just the 10th major college football head coach to reach the 50-win mark in just his fifth season after defeating Wake Forest, 43-3, on Oct. 4, 2014.
- Guided FSU to its first National Championship win since 1999 and second consecutive Bowl Championship Series victory with a 34-31 victory over No. 2 Auburn in the Vizio BCS National Championship on Jan. 6, 2014 in Pasadena, Calif. FSU finished a perfect 14-0 and ranked No. 1 in both the USA Today Coaches and Associated Press polls for the first time since 1999.
- Fisher's 2013 team set a new FBS record for points scored (723) which was previously held by Oklahoma's 2008 team who scored 716 total points. The Noles also set new FSU and ACC records for yards per play (7.67), points per game (51.6), touchdowns (94) and total offensive yards (7,267). The Seminoles' defense led the nation in scoring defense (12.1 points allowed per game) and interceptions (26). The 26 INT's was also an FSU record.
- Coached FSU to its third consecutive Atlantic Coast Conference championship with a 37-35 victory over Georgia Tech on Dec. 6, 2014 in Charlotte, N.C. The Seminoles have won four ACC Atlantic Division titles in five years and with their 15th conference championship, surpassed Clemson for the all-time league record.
- Helped the Seminoles to their 33rd consecutive bowl appearance (in 2014) - the longest active

streak in the nation and second all-time to Nebraska's 35 - and extended their streak of six consecutive bowl victories (in 2013 season), which also is the longest active streak in the nation.

- With 45 victories, he collected more than any previous Florida State coach in their first four seasons. Bobby Bowden registered 34 between 1976 and 1979.
- His .853 winning percentage at FSU is the highest winning percentage in ACC history.
- Has compiled a 11-1 mark against schools from the state of Florida: Miami (5-0), Florida (4-1), USF (1-0), Bethune Cookman (1-0).
- In 2013, he guided FSU to its best home record (7-0) since 1999 and 2000. The Seminoles are 31-4 defending their home turf over his first four-plus seasons having lost just once in their last 20 home games.
- Florida State has averaged 37.7 points per game since Fisher became the head coach.
- Fisher mentored redshirt freshman quarterback Jameis Winston to the top honor in college football as Winston won the 2013 Heisman Trophy - FSU's third winner (Charlie Ward - 1993 and Chris Weinke - 2000). Winston set an FBS freshman, ACC and FSU record with 40 touchdown passes in a season and led the nation in pass efficiency (184.8). He finished with 4,057 passing yards

and is the first freshman in FBS history to eclipse 4,000 passing yards and toss 40 TD passes.

- Fisher saw four players win national awards in the last two seasons including Heisman Trophy, Davey O'Brien Award, Walter Camp Player of the Year Award, Manning Award winner quarterback Jameis Winston, Lou Groza Award winner kicker Roberto Aguayo and Rimington Trophy winner Bryan Stork in 2013 as well as Nick O'Leary earning the 2014 Mackey Award. Stork and Winston also were consensus All-America selections while Lamaricus Joyner was a unanimous All-America selection.
- Under his guidance the last five seasons, 59 Seminoles have garnered All-ACC honors (first team, second team, third team or honorable mention).
- Off the field, 53 Seminoles have received degrees in his four years at the helm of the FSU program.
- Has already turned out 25 NFL Draft picks in his first four seasons including five first round draft picks - three coming in the 2013 NFL Draft in QB EJ Manuel (16th overall), DE Bjoern Werner (24th overall) and CB Xavier Rhodes (25th overall). Kelvin Benjamin became the first FSU wide receiver since Javon Walker (2002) to be selected in the first round when he was selected with the 28th overall pick by the Carolina Panthers in 2014.
- Put together four straight top 10 recruiting classes including three top five recruiting classes.

FISHER'S COACHING LEDGER

Year	School	Position	W-L-T	Postseason
1988	Samford	SA/QB	5-6	
1989	Samford	SA/QB	4-7	
1990	Samford	GA/QB	6-4-1	
1991	Samford	OC/QB	12-2	NCAA I-AA
1992	Samford	OC/QB	9-3	NCAA I-AA
1993	Auburn	QB	11-0	
1994	Auburn	QB	9-1-1	
1995	Auburn	QB	8-4	Outback
1996	Auburn	QB	8-4	Independence
1997	Auburn	QB	10-3	Peach
1998	Auburn	QB	3-8	
1999	Cincinnati	OC/QB	3-8	
2000	LSU	OC/QB	8-4	Peach
2001	LSU	OC/QB	10-3	Sugar
2002	LSU	OC/QB	8-5	Cotton
2003	LSU	OC/QB	13-1	Sugar
2004	LSU	OC/QB	9-3	Capital One
2005	LSU	OC/QB	11-2	Peach
2006	LSU	OC/QB	11-2	Sugar
2007	Florida State	OC/QB	7-6	Music City
2008	Florida State	OC/QB	9-4	Champs Sports
2009	Florida State	OC/QB	7-6	Gator
2010	Florida State	HC	10-4	Chick-fil-A
2011	Florida State	HC	9-4	Champs Sports
2012*	Florida State	HC	12-2	Orange Bowl
2013	Florida State	HC	14-0	Nat'l. Championship
2014	Florida State	HC	13-0	
Total	22 yrs	Asst	181-86-2	
	5 yrs	HC	58-10	

FLORIDA STATE FOOTBALL ASSISTANT COACHES



CHARLES KELLY

CHARLES KELLY DEFENSIVE COORDINATOR/DBs

- Charles Kelly is in his second season at Florida State and his first as the defensive coordinator and defensive backs coach after coaching linebackers and serving as the special teams coordinator during the Seminoles' undefeated national championship season in 2013.
- Kelly's defense has helped continue Florida State's program-record 29-game winning streak and is in the top-30 in the country in six different categories.
- Two defensive backs have earned national recognition in 2014 with sophomore safety Jalen Ramsey (first team) and junior cornerback P.J. Williams (second team) being named USA Today All-Americans.
- The Seminoles rank in the top-15 in red zone defense in large part due to junior defensive tackle Eddie Goldman and junior defensive end Mario Edwards Jr. The duo were each named to the All-ACC First Team by both the media and coaches as Edwards led the team with 11.0 tackles for loss and Goldman's 4.0 sacks was a team high.
- Three defensive touchdowns were scored in 2014 with two interceptions (Terrance Smith and Nate Andrews) as well as a fumble return (Reggie Northrup).
- Kelly came to FSU after seven years as a special teams and defensive backs coach at Georgia Tech. The Ozark, Ala., native is in his 20th season as a collegiate coach and also has experience as a defensive coordinator at Georgia Tech (2012), Nicholls State (2004-05), Henderson State (1999) and Jacksonville State (1997-98).



LAWRENCE DAWSEY

LAWRENCE DAWSEY CO-OFFENSIVE COORDINATOR/WRs

- Lawrence Dawsey is in his eighth season coaching wide receivers on the Florida State staff. Following the 2013 undefeated national championship season, Dawsey was named co-offensive coordinator.
- The Seminole aerial attack in 2014 was led by senior wideout and All-ACC First Team member Rashad Greene. Greene has tallied 94 catches for 1,306 yards, which rank 1st and 3rd respectively all-time in a single season at FSU. Greene is now the FSU career leader in receptions (264) and receiving yards (3,771).
- Nine different players scored a receiving touchdown in 2014, led by Greene with seven and senior tight end Nick O'Leary with six. O'Leary won the 2014 Mackey Award for the nation's best tight end as he has 614 receiving yards. True freshmen Travis Rudolph (3) and Ermon Lane (1) each found the end zone as well.
- Redshirt sophomore Jameis Winston has recorded 3,559 passing yards and marked only the second time in school history (Chris Weinke, 1999-2000) that a quarterback had multiple seasons with 3,000 passing yards.
- Dawsey was an integral part of the Seminole football dynasty as a player. His four seasons at wide receiver corresponded with the first four 10-win, top-five poll finishes by FSU. As a player, he was known for his work ethic, accountability, precision route-running, down-field blocking and the ability to rise to the occasion in big games. Those are the same qualities he has instilled in his current group of receivers.



RANDY SANDERS



ODELL HAGGINS

RANDY SANDERS CO-OFFENSIVE COORDINATOR/QBs

- Randy Sanders is in his second season at Florida State where he serves as the quarterbacks coach while adding co-offensive coordinator duties prior to the 2014 season.
- Redshirt quarterback Jameis Winston eclipsed the 3,000 passing yard mark for the second-straight season, recording 3,559 yards and 24 touchdowns as he pushed his career record to 26-0.
- Winston was named to the All-ACC First Team and ranks in the top-20 nationally in seven different categories: yards (9th), yards/game (10th), completions/game (13th), total offense (15th), completion percentage (17th), yards/pass attempt (18th) and passing touchdowns (20th).
- Winston has excelled away from Tallahassee, averaging 344.3 passing yards, completing 65 percent of his passes and recording 15 touchdowns in six road or neutral site games in 2014.
- Redshirt sophomore Sean Maguire has also excelled this season when on the field. In the game against nationally ranked Clemson, Maguire tossed for 304 yards and a touchdown as the Seminoles defeated their conference foe in overtime, 23-17.
- Sanders joined the Seminoles after a stint at Kentucky where he was the Wildcats' offensive coordinator and quarterbacks coach since 2009. The Morristown, Tenn., native has served as the offensive coordinator at both Tennessee and Kentucky and has been a part of coaching staffs that have been to 21 bowl games in his coaching career.



SAL SUNSERI

SAL SUNSERI HEAD COACH OF DEFENSE/DEs

- Sal Sunseri is in his 30th year as a coach at both the collegiate and professional level. Sunseri joined FSU in 2013 as the Seminoles won a national championship, his third title in five years following his time as an assistant coach at Alabama in 2009 and 2011. Following the 2013 season, Sunseri was promoted to head coach of defense where he assists defensive coordinator Charles Kelly with game-planning, while continuing as the defensive ends coach.
- The 2014 Seminole defense has been key to Florida State's current 29-game winning streak, which is tied for the 12th-longest streak in NCAA history.
- Seven defenders were named to the All-ACC teams, including junior defensive end Mario Edwards Jr. Edwards leads the team with 11.0 tackles for loss and also 3.0 sacks, five pass breakups and two forced fumbles.
- Florida State's defense has made significant improvements in the second half of games as FSU has come from behind to win in nine of its 13 games in 2014. The defense has allowed fewer total yards in the second half of nine of the last 11 games.
- Sophomore defensive end Demarcus Walker has tallied 36 tackles this season with 6.0 tackles for loss and has registered four QB hurries.
- Sunseri has spent time in the NFL with the Carolina Panthers and in the NCAA with Tennessee, Alabama, Michigan State, LSU, Louisville and Pitt.

ODELL HAGGINS ASSOCIATE HEAD COACH/DTs

- Odell Haggins, who was promoted to associate head coach in 2014, is the longest-tenured member of the Florida State coaching staff as he finishes his 21st season at the school where he starred on the defensive line from 1986-89. He began his career as a tight ends/offensive line coach in 1994 with the Seminoles and took over the interior defensive line duties in 1996, where he has remained a fixture and helped the Seminoles to a pair of national titles in 1999 and 2013.
- In 2014, the defensive front line has been relied upon as FSU has extended its program record winning streak to 29 games. The Seminole defense ranks in the top-30 in the country in six different categories.
- Junior defensive tackle Eddie Goldman has been a beast in the middle, tallying a team-high 4.0 sacks, 8.0 tackles for loss and 35 total stops. Goldman's forced fumble late in the fourth quarter and fourth down stop in overtime against Clemson helped give the Seminoles a 23-17 victory over their ACC Atlantic division rival.
- True freshman defensive tackle Derrick Nnadi has made an impact right away, seeing additional playing time after an injury to redshirt junior Nile Lawrence-Stample. Nnadi has recorded 16 tackles, 1.5 tackles for loss and has added a pass break up.
- Haggins has repeatedly turned out top-flight talent. Since the 2000 season he has coached 10 defensive tackles that have been selected in the NFL Draft.

RICK TRICKETT ASSISTANT HEAD COACH/OL

- One of the top and most respected offensive line coaches in all of college football, Rick Trickett is in his eighth season at Florida State and his 42nd overall in 2014. He is nationally recognized for his ability to identify, recruit and develop talent, which has paid dividends throughout his tenure with the Seminoles.
- Led by a veteran offensive line, the Seminole attack has recorded 5,651 yards of total offense in 2014 as FSU has extended its program-record winning streak to 29 games.
- Redshirt senior Cameron Erving has been a key to the Seminole success, having split time at both left tackle and center this season. Erving excelled at each post and was named to the All-ACC First Team as a left tackle and also to the All-ACC Second Team as a center.
- Erving was named an All-American and also captured the Jacobs Blocking Trophy for the second straight year, which is awarded to the conference's best blocker and voted on by defensive coordinators and head coaches.
- Senior Tre' Jackson also earned All-America honors and was named to the All-ACC First Team for the second year in a row.
- Trickett has coached 11 All-American offensive linemen in his storied career at some of the nation's top schools.
- The Seminole offensive line, with true freshman Roderick Johnson at left tackle, has opened numerous running lanes as the Seminoles have tallied over 175 yards on the ground in each of their last two games.



RICK TRICKETT

FLORIDA STATE FOOTBALL



TIM BREWSTER



JAY GRAHAM



BILL MILLER



VIC VILORIA



MARK ROBINSON
Director of Operations

TIM BREWSTER RECRUITING COORDINATOR/TEs

- Tim Brewster is in his second season as the Seminoles' tight ends coach and recruiting coordinator in 2014. Brewster joined the Florida State coaching staff in February of 2013 following a stint in 2012 as the wide receivers coach at Mississippi State where he helped the Bulldogs break several records. Brewster was the head coach of the Minnesota Golden Gophers from 2007-2010 before spending the 2011 season as a college football analyst for Fox Sports.
- During the 2014 season, Brewster mentored senior tight end Nick O'Leary to one of the greatest seasons ever by an FSU tight end. O'Leary earned the Mackey Award given to the nation's top tight end.
- O'Leary set single-season career-highs in both receptions (47) and receiving yards (614) as the senior now holds Florida State career records for a tight end for catches (113), receiving yards (1,587) and touchdowns (17).
- O'Leary was named to the All-ACC First Team and earned a spot on multiple All-American lists (CBSSports, USA Today and AP).
- A former two-time All-Big Ten Conference selection at the University of Illinois, Brewster led the nation's tight ends in receiving in 1983 and captained Illinois to the 1984 Rose Bowl against UCLA.

JAY GRAHAM SPECIAL TEAMS COORDINATOR/RBs

- Jay Graham is in his second season at Florida State in 2014. The former All-SEC and NFL running back continued to coach running backs and added special teams coordinator responsibilities after helping the Seminoles capture the 2013 BCS National Championship.
- Under Graham's guidance, redshirt sophomore Roberto Aguayo continued to show that he is one of the best kickers to play the game, finishing as a finalist for the 2014 Groza Award after winning the award in 2013.
- Aguayo converted 78 of his 80 kicks in 2014, missing only two field goals - one each against Louisville and Boston College. For his career, Aguayo has made 98.5 percent of his kicks, 147-for-147 on PATs and 46-for-49 on field goals.
- Also under Graham, true freshman Dalvin Cook has turned into one of the most explosive runners in the country. Cook is averaging 160.5 yards per game over his last two games and has set an FSU freshman rushing record with 905 yards on the ground, surpassing Greg Allen's mark of 888 yards set in 1981.
- Cook also has tallied eight rushing touchdowns which is one shy of the FSU freshman record set by Rock Preston (1994) and Travis Minor (1997).
- Graham had an outstanding playing career in the SEC where he rushed for 2,609 yards from 1993-96 and still ranks seventh on the Tennessee career rushing yards list.

BILL MILLER LINEBACKERS

- Bill Miller is in his first season as the linebackers coach at Florida State with an impressive background and 35 years of collegiate coaching experience. Throughout his career, Miller has worked with some of the most successful and innovative collegiate coaches, including Nick Saban (Michigan State), Jimmy Johnson (Oklahoma State) and Butch Davis (Miami).
- The FSU linebacking corps has produced some impressive results in 2014, led by junior linebacker Reggie Northrup. Northrup leads the team with 113 tackles, including 4.0 tackles for loss and one sack. He is the first Seminole to register over 100 tackles in a season since Buster Davis in 2006. He also returned a fumble for a touchdown against Wake Forest. The Jacksonville, Fla., native was named to the All-ACC Third Team.
- Redshirt junior Terrance Smith earned All-ACC Second Team honors in 2014 after tallying 85 stops, 4.5 for a loss, with two forced fumbles and two interceptions. Smith's 94-yard interception return for a touchdown helped spark the Seminoles to their 24-19 victory over Florida.
- Miller came to Florida State from Minnesota, where he was the assistant head coach and linebackers coach since 2011.
- The Hutchinson, Kan., native has coached seven players that eventually became first round draft picks, six of which came from his time with Miami (Fla.) from 1995-1998.

VIC VILORIA STRENGTH & CONDITIONING

- Vic Viloría joined Florida State football coach Jimbo Fisher's staff in January 2010 from SMU - his alma mater - where he spent the previous three seasons as the head strength and conditioning coach. Now in his fifth season at FSU, the Seminoles have made noticeable physical gains across the board with an undefeated and national championship 14-0 season in 2013 as well as the current 13-0 ACC Championship season in 2014 as proof of what Viloría and his staff are accomplishing at FSU.
- Viloría and his staff remain on the cutting edge of technology, utilizing advanced GPS technology to measure energy exertion and regulate rest and physical action.
- Viloría was also at LSU for three years where he worked under the supervision of Tom Moffitt before going to SMU. While at LSU he worked with the Tigers' nationally ranked football, baseball, swimming and golf teams.
- A disciple of renowned weightlifting coach Gayle Hatch, Viloría endorses the "Hatch System" which develops functional and explosive strength in players through the use of free weights, plyometrics and jumping drills.


FOOTBALL STAFF/ADMINISTRATION



BOB LACIVITA
Dir. of Player Personnel



MARIO EDWARDS SR.
Dir. of Player Development



JAKE PFEIL
MS, ATC, LAT
Senior Assoc. Dir. of Sports Medicine



DARIN KERNS
Equipment Manager




DAVID SPURLOCK
Grad. Asst. - Offense



CHRIS REVELL
Grad. Asst. - Offense



ADDISON LYNCH
Grad. Asst. - Defense



JUSTIN BRIGHT
Grad. Asst. - Defense



MATT AYER
Asst. Dir. of Player Personnel



CRAIG CAMPANOZZI
Video Director




JOHN THRASHER
University President



STAN WILCOX
Director of Athletics



CINDY HARTMANN
Deputy AD



KARL HICKS
Deputy AD



MATT BEHNKE
Senior Associate AD



MONK BONASORTE
Senior Associate AD



VANESSA FUCHS
Senior Associate AD



DR. GREG BEAUMONT
Senior Associate AD



RB - DALVIN COOK - 4

6-0 • 200 • FR

Miami, Fla./Miami Central

ALL-ACC SECOND TEAM (MEDIA)

ALL-ACC THIRD TEAM (COACHES)

ATHLON SPORTS ALL-FRESHMAN SECOND TEAM

CAMPUS INSIDERS ALL-FRESHMAN TEAM (HM)

COLLEGE FOOTBALL NEW ALL-FRESHMAN TEAM (HM)

2014: Has put together the finest season by a freshman running back in Florida State history, setting an FSU freshman record with 905 yards and eight rushing scores on just 155 carries (5.8 ypc)...has four 100-yard rushing games this season...rushed for 177 yards and a touchdown on 31 carries in just his second start en route to MVP honors in the ACC Championship Game...his 31 carries were the most by a Seminole since Greg Jones also had 31 totes versus Miami in 2002...added five receptions for 43 yards against Georgia Tech for 220 total yards on 36 touches to lead FSU to its third straight conference title...ranks fourth in the ACC in rushing yards per game (75.4)...has 19 receptions for 179 yards (9.4 ypc)...had 144 yards rushing on 24 carries versus Florida...had 92 yards on just seven carries against his hometown Hurricanes at Miami, including a 44-yard touchdown in the second quarter and the 26-yard game-winning score with 3:05 left in the game...carried the Seminoles to a 21-point comeback win at Louisville by rushing for 110 yards and two touchdowns on just nine carries...had five carries for 99 yards in the second half, including a 40-yard score that brought FSU within three at the end of the third quarter and a 38-yard game-winning touchdown with 3:46 left in the game...captured ACC Rookie of the Week and Athlon Sports National Freshman of the Week honors following his performance against the Cardinals...rushed for 122 yards and one touchdown on 23 carries in first career start at Syracuse...had a second-half touchdown with 45 yards on only six carries at NC State...scored his first career touchdown on a five-yard run versus The Citadel and finished with a game-high 67 rushing yards on 13 carries.

COOK'S CAREER STATS


RUSHING							
YR.	G	RUSH	YDS	AVG	TD	LG	AVG/G
2014	12	155	905	5.8	8	44	75.4

RECEIVING

YR.	G	REC	YDS	AVG	TD	LG	AVG/G
2014	12	19	179	9.4	0	30	14.9

COOK'S CAREER HIGHS RUSHING

Rushes	31, vs. Georgia Tech 2014
Yards	177, vs. Georgia Tech 2014
Longest Rush	44, at Miami 2014
TD	2 (twice), last at Miami 2014
Longest TD Rush	44, at Miami 2014



C - CAMERON ERVING - 75

6-6 • 308 • SR

Moultrie, Ga./Colquitt County

ALL-ACC FIRST TEAM LT (MEDIA/COACHES)

ALL-ACC SECOND TEAM CENTER (MEDIA)

ALL-ACC THIRD TEAM CENTER (COACHES)

CBSSPORTS ALL-AMERICA FIRST TEAM

SCOUT.COM ALL-AMERICA SECOND TEAM

SPORTS ILLUSTRATED ALL-AMERICA HONORABLE MENTION

2014: Captured the ACC's Jacob's Trophy - given to the ACC's top blocker by the league's head coaches and defensive coordinators - for the second year in a row...started the first nine games

at left tackle before moving to center for the last four games where he has also excelled...nabbed All-ACC First Team honors at left tackle for the second year in a row, while also earning All-ACC Second Team from the media and All-ACC Third Team from the coaches at center...has an average grade of 76 this season...grade has improved to an average of 80.8 in four games at center...has started every game of FSU's incredible 29-game winning streak...converted defensive tackle has made 41 consecutive starts on the offensive line...two-time ACC Offensive Lineman of the Week...leader of one of the nation's top offenses which averages 34.8 points and 434.7 total yards...paved the way for FSU to pile up 574 yards of total offense against the nation's then-top-ranked defense at Louisville in a 42-31 win and had a season-best grade of 86...key protector of QB Jameis Winston, who leads the ACC in passing yards and total offense...opened holes for Dalvin Cook to set the FSU freshman record for rushing yards.



WR - CHRISTIAN GREEN - 89

6-2 • 204 • R-SR

Tampa, Fla./Tampa Catholic

2014: Started the season's first five games at wide receiver and has been a mainstay on special teams...has six receptions for 120

yards (20.0 ypc) and one touchdown this season...had a career-long 62-yard catch against Oklahoma State in the season-opener...finished with two receptions for 73 yards versus the Cowboys...had two catches for 31 yards and his first career touchdown at NC State - a 22-yard score in the second quarter...also had receptions against Clemson and Wake Forest.

GREEN'S CAREER STATS

RECEIVING							
YR.	G	REC	YDS	AVG	TD	LG	AVG/G
2011	13	26	450	17.3	0	59	34.6
2012	14	3	33	11.0	0	21	2.4
2013	14	13	157	12.1	0	22	11.2
2014	12	6	120	20.0	1	62	10.0
TOT	53	48	760	15.8	1	62	14.3

RUSHING

YR.	G	RUSH	YDS	AVG	TD	LG	AVG/G
2011	13	2	11	5.5	0	9	0.8

GREEN'S CAREER HIGHS RECEIVING

Receptions	7, at Clemson 2011
Yards	102, at Wake Forest 2011
Longest Catch	62, vs. Oklahoma State 2014
TD	1, at NC State 2014
Longest TD Reception	22, at NC State 2014



WR - RASHAD GREENE - 80

6-0 • 180 • SR

Albany, Ga./St. Thomas Aquinas (Fla.)

ALL-ACC FIRST TEAM (MEDIA, COACHES)

ASSOCIATED PRESS ALL-AMERICA SECOND TEAM

SCOUT.COM ALL-AMERICA SECOND TEAM

SPORTS ILLUSTRATED ALL-AMERICA HONORABLE MENTION

2014: Will wrap up his career as one of the greatest wide receivers in Florida State and ACC history...is FSU's career leader in receptions (264), receiving yards (3,771) and consecutive games with a reception (42)...his receiving yardage mark is also the ACC record...holds the FSU single-season record for receptions (93) and his 1,306 receiving yards is the third-highest total ever by a Seminole...leads the ACC in receptions, receiving yards, receptions per game (7.2) and receiving yards per game (100.5)...ranks in the Top 15 nationally in receptions (t8th), receiving

yards (7th), receptions per game (11th) and receiving yards per game (13th)...also ranks second in the ACC and 18th in the nation with a 10.7 punt return average (15-160)...two-time All-ACC First Team honoree by the coaches and media...Biletnikoff Award semifinalist...four-time ACC Receiver of the Week...has eight 100-yard games this season...led FSU past Georgia Tech in the ACC Championship Game by recording seven catches for 123 yards and two touchdowns, including a 44-yard touchdown and a 9-yard score in the second quarter...had 106 yards on eight receptions versus Boston College...totaled a career-high 13 receptions for 136 yards and a score against Virginia...had eight catches for 108 yards and a 10-yard touchdown versus Notre Dame...totaled 107 yards on six catches at Syracuse where he became the Seminoles' all-time leader in receptions...tallied 11 receptions for 125 yards and the go-ahead four-yard score in the third quarter at NC State...made nine receptions for 135 yards and the game-tying 74-yard score with 6:04 left in the fourth quarter of FSU's overtime victory against Clemson...opened the season by catching 11 passes for a career-high 203 yards and a game-sealing 50-yard fourth-quarter touchdown versus Oklahoma State in the Cowboys Classic in Arlington, Texas.

GREENE'S CAREER STATS

RECEIVING							
YR.	G	REC	YDS	AVG	TD	LG	AVG/G
2011	9	38	596	15.7	7	69	66.2
2012	14	57	741	13.0	6	71	52.9
2013	14	76	1128	14.8	9	72	80.6
2014	13	93	1306	14.0	7	74	100.5
TOT	50	264	3771	14.3	29	74	75.4

RUSHING

YR.	G	RUSH	YDS	AVG	TD	LG	AVG/G
2011	9	3	44	14.7	0	53	4.9
2012	14	4	30	7.5	1	18	2.3
2013	14	1	9	9.0	0	9	0.6
2014	13	1	-2	-2.0	0	0	-0.2
TOT	50	9	81	9.0	1	53	1.7

PUNT RETURNS

YR.	G	RET	YDS	AVG	TD	LG	AVG/G
2011	9	3	1	0.3	0	6	0.1
2012	14	20	304	15.4	2	60	21.7
2013	14	0	0	0.0	0	0	0.0
2014	13	15	160	10.7	0	34	12.3
TOT	50	38	465	12.2	2	60	9.3

GREENE'S CAREER HIGHS RECEIVING

Receptions	13, Virginia 2014
Yards	203, vs. Oklahoma State 2014
Longest Catch	74, Clemson 2014
TD	2 (five times), last vs. Georgia Tech 2014
Longest TD Catch	74, Clemson 2014

GREENE'S CAREER HIGH PUNT RETURNS

Punt Returns	5, Wake Forest 2012
Yards	89, Wake Forest 2012
Longest Return	60, Wake Forest 2012
TD	1 (twice), last Wake Forest 2012
Longest TD Return	60, Wake Forest 2012



WR - JARRED HAGGINS - 12

6-0 • 202 • R-SR

Lakeland, Fla./Lakeland

2014: Fifth-year senior who serves as an emotional leader for the Seminoles after returning this season after missing 2013 following a knee injury...has served as a game captain for all 13 games this season...a backup receiver, he had one catch for 18 yards against Wake Forest...contributor on special teams.


HAGGINS' CAREER STATS

RECEIVING							
YR.	G	REC	YDS	AVG	TD	LG	AVG/G
2010	7	1	4	4.0	0	4	0.6
2011	7	11	94	8.5	0	24	13.4
2012	13	8	108	13.5	0	42	8.3

2013	REDSHIRT SEASON						
2014	13	1	18	18.0	0	18	1.4
TOT	40	21	224	10.7	0	42	5.6

HAGGINS' CAREER HIGHS

Receptions	5, Louisiana-Monroe 2011
Yards	45, Oklahoma 2011
Longest Catch	42, Boston College 2012



TE - KEVIN HAPLEA - 33

6-4 • 247 • R-SR

Annandale, N.J./North Hunterdon/
Penn State


2014: Fifth-year senior who returned after suffering a knee injury before the 2013 season...backup tight end who had two receptions for 19 yards against The Citadel...contributes on special teams and in two-tight end sets...founder of FSU's Uplifting Athletes chapter which has raised thousands of dollars toward the fight against Fanconi anemia.

HAPLEA'S CAREER STATS (2010-11 AT PENN STATE)

RECEIVING							
YR.	G	REC	YDS	AVG	TD	LG	AVG/G
2010	12	3	39	13.0	0	23	3.2
2011	13	3	21	7.0	1	12	1.6
2012	13	3	15	5.0	1	11	1.2
2013 REDSHIRT SEASON							
2014	13	2	19	9.5	0	10	1.5
TOT	51	11	94	8.5	2	23	1.8

HAPLEA'S CAREER HIGHS

Receptions	2 (twice), last The Citadel 2014
Yards	23, Iowa 2010
Longest Catch	23, Iowa 2010
TD	1 (twice), last at USF 2012
Longest TD	2, Iowa 2011




RT - BOBBY HART - 51

6-4 • 320 • SR

Lauderhill, Fla./St. Thomas Aquinas (Fla.)

ALL-ACC THIRD TEAM (MEDIA/COACHES)

2014: Has started 36 games, including 27 consecutive at right tackle...has improved tremendously since starting nine games as a true freshman in 2011...two-time All-ACC honoree...has graded out to an average of 73 this season...has been dominant down the stretch for the Noles, with an average grade of 84 over the last four games, including a team-best 89 at Miami against his hometown Hurricanes...tied for team-high with a grade of 90 in the ACC Championship Game...a leader of one of the nation's top offenses which averages 34.8 points and 434.7 total yards...paved the way for FSU to pile up 574 yards of total offense against the nation's then-top-ranked defense at Louisville in a 42-31 win...key protector of QB Jameis Winston, who leads the ACC in passing yards and total offense...opened holes for Dalvin Cook to set the FSU freshman record for rushing yards.



RG - TRE' JACKSON - 54

6-4 • 330 • SR

Jesup, Ga./Wayne County

ALL-ACC FIRST TEAM (MEDIA/COACHES)
AFCA ALL-AMERICA FIRST TEAM
ASSOCIATED PRESS ALL-AMERICA FIRST TEAM
SPORTING NEWS ALL-AMERICA FIRST TEAM
WALTER CAMP ALL-AMERICA FIRST TEAM
SPORTS ILLUSTRATED ALL-AMERICA FIRST TEAM
CBSSPORTS ALL-AMERICA FIRST TEAM
USA TODAY ALL-AMERICA FIRST TEAM
SBNATION.COM ALL-AMERICA FIRST TEAM
SCOUT.COM ALL-AMERICA FIRST TEAM

2014: Arguably the nation's best offensive guard and just the fourth Nole guard to capture consensus All-America honors...three-time All-ACC honoree and two-time all-conference first team selection...four-time ACC offensive lineman of the week who leads FSU offensive line with a remarkable 87.2 average...had highest grade in 11 of 13 games, including five games with an average at 90 or above...has started 41 games, including 25 straight...leader of one of the nation's top offenses which averages 34.8 points and 434.7 total yards...paved the way for FSU to pile up 574 yards of total offense against the nation's then-top-ranked defense at Louisville in a 42-31 win and had a season-best grade of 86...key protector of QB Jameis Winston, who leads the ACC in passing yards and total offense...opened holes for Dalvin Cook to set the FSU freshman record for rushing yards.



LT - RODERICK JOHNSON - 77

6-7 • 330 • FR

Florissant, Mo./Hazelwood Central

USA TODAY FRESHMAN ALL-AMERICA TEAM
ATHLON SPORTS ALL-FRESHMAN TEAM
COLLEGE FOOTBALL NEWS ALL-FRESHMAN SECOND TEAM
CAMPUS INSIDERS ALL-FRESHMAN SECOND TEAM

2014: True freshman left tackle who has started the last four games and been a dominant presence on the Seminoles' offensive line...has graded out to an average of 82.3 in four starts...Freshman All-America...former four-star prospect is expected to be a mainstay at left tackle for years to come.



WR - ERMON LANE - 1

6-3 • 206 • FR

Homestead, Fla./Homestead Senior

2014: Has shown flashes of what made him one of the top wide receiver prospects in the 2014 class while playing in all 13 games with two starts at Louisville and against Boston College...has made 11 receptions for 245 yards for a team-leading 22.3 yards per catch average...arguably FSU's best blocker at the receiver position...his 47-yard touchdown at Louisville gave FSU its first lead of the game and was arguably the most spectacular catch of the season as he caught the ball between three defenders before breaking several tackles en route to the score...he finished with two receptions for 58 yards against the Cardinals...had two receptions for 70 yards, including a 59-yard catch-and-run versus


Wake Forest...had two receptions for 53 yards against Virginia.

LANE'S CAREER STATS

RECEIVING							
YR.	G	REC	YDS	AVG	TD	LG	AVG/G
2014	13	11	245	22.3	1	59	18.8

LANE'S CAREER HIGHS

Receptions	3, The Citadel 2014
Yards	70, Wake Forest 2014
Longest Catch	59, Wake Forest 2014
TD	1, at Louisville 2014
Longest TD Catch	47, at Louisville 2014



QB - SEAN MAGUIRE - 10

6-3 • 220 • R-SO

Sparta, N.J./Seton Hall Prep

2014: Backup quarterback who has appeared in three games this season...led FSU to a 23-17 overtime victory over No. 17 Clemson in his lone start in place of Jameis Winston...passed for 304 yards and a touchdown on 21 of 39 pass attempts...was just one of two players to pass for over 300 yards against the Tigers' nationally-ranked defense...also appeared in games against The Citadel and Wake Forest.

MAGUIRE'S CAREER STATS

PASSING							
YR.	G	COM	ATT	INT	YDS	TD	PCT
2013	9	13	21	2	116	2	17
2014	3	25	46	2	339	1	74
TOT	12	38	67	4	455	3	56.7

RUSHING

YR.	G	RUSH	YDS	AVG	TD	LG	AVG/G
2013	9	2	-1	-0.5	0	6	-0.1
2014	3	8	-49	-6.1	0	3	-16.3
TOT	12	10	-50	-5.0	0	6	-4.2

MAGUIRE'S CAREER HIGHS

Yards	304, Clemson 2014
Completions	21, Clemson 2014
Attempts	39, Clemson 2014
Long	74, Clemson 2014
Longest TD	74, Clemson 2014
TD	1 (three times), last Clemson 2014



LG - JOSUE MATIAS - 70

6-6 • 325 • SR

Union City, N.J./Union City

ALL-ACC SECOND TEAM (MEDIA)
ALL-ACC THIRD TEAM (COACHES)
SPORTS ILLUSTRATED ALL-AMERICA HONORABLE MENTION

2014: Iron man who has made 42 consecutive starts - most on team - since starting the 2011 Champs Sports Bowl as a true freshman...three-time All-ACC honoree...has an average grade of 78 in 2014...had highest grade on the offensive line (80) in overtime win against Clemson - the nation's top-ranked defense...has lifted his level of play at end of season, averaging an 84.7 over the last three games...graded out to above 80 percent in eight of 13 games...leader of one of the nation's top offenses which averages 34.8 points and 434.7 total yards...paved the way for FSU to pile up 574 yards of total offense against the nation's then-top-ranked defense at Louisville in a 42-31 win and had a season-best grade of 86...key protector of QB Jameis Winston, who leads the ACC in passing yards and total offense...opened holes for Dalvin Cook to set the FSU freshman record for rushing yards.



TE - NICK O'LEARY - 35
6-3 • 247 • SR
Palm Beach, Fla./Dwyer

JOHN MACKEY AWARD WINNER
ALL-ACC FIRST TEAM (MEDIA, COACHES)
AFCA ALL-AMERICA FIRST TEAM
ASSOCIATED PRESS ALL-AMERICA FIRST TEAM
WALTER CAMP ALL-AMERICA FIRST TEAM
SPORTS ILLUSTRATED ALL-AMERICA FIRST TEAM
CBSSPORTS ALL-AMERICA FIRST TEAM
USA TODAY ALL-AMERICA FIRST TEAM
SBNATION.COM ALL-AMERICA FIRST TEAM
SCOUT.COM ALL-AMERICA FIRST TEAM
SPORTING NEWS ALL-AMERICA SECOND TEAM

2014: Became the first Seminole to win the John Mackey Award given to the nation's top tight end and captured several First Team All-America honors in addition to First Team All-ACC honors from the league's coaches and media...devastating blocker who has developed into a top pass-catching threat, ranking second on the Seminoles in receptions (47), yards (614) and receiving scores (6)...FSU's all-time leader among tight ends in career receptions (113), yards (1,587) and touchdowns (18)...his 17 touchdown receptions are tied for the second most in ACC history...had three receptions for a season-best-tying 97 yards and a 46-yard score - all in the first half - against Georgia Tech in the ACC Championship Game...had four catches for 52 yards and two second-quarter touchdowns against Florida...caught three passes for 59 yards and a touchdown versus Boston College... had four receptions for 42 yards at Miami and six receptions for 76 yards at Louisville...Florida State trailed 21-0 in the second quarter against the Cardinals until O'Leary recovered a fumble in the end zone for FSU's first score 33 seconds before halftime, igniting the biggest comeback victory in school history...had a career-best eight receptions for a season-best 97 yards and a touchdown at Syracuse...had six receptions for 77 yards versus Clemson...totaled five receptions for 51 yards and a touchdown against The Citadel.

O'LEARY'S CAREER STATS

RECEIVING							
YR.	G	REC	YDS	AVG	TD	LG	AVG/G
2011	13	12	164	13.7	1	58	12.6
2012	13	21	252	12.0	3	28	19.4
2013	14	33	557	16.9	7	94	39.8
2014	13	47	614	13.1	6	46	47.2
TOT	53	113	1587	14.0	17	94	29.9

O'LEARY'S CAREER HIGHS

Receptions	8, at Syracuse 2014
Yards	161, at Clemson 2013
Longest Catch	94, at Clemson 2013
TD	3, at Pitt 2013
Longest TD	24, at Pitt 2013



RB - MARIO PENDER - 7
5-10 • 193 • R-SO
Cape Coral, Fla./Island Coast

2014: Explosive and shifty backup running back who took his first career carry 11 yards for a touchdown in the season-opener against Oklahoma State...has battled injuries all season, but ranks third on the Seminoles with 201 rushing yards on 39 carries (5.2 ypc)...has four rushing touchdowns...also has 10 catches for 56 yards and a

score...has appeared in eight games with one start at Syracuse...rushed for 46 yards and a score to go along with three receptions for 15 yards and his first career touchdown catch against the Orange...tallied 70 yards and a score on five carries against Wake Forest, including a 56-yard rush - the longest run of the season by a Nole...had a one-yard touchdown run versus Clemson...finished with 31 yards on three carries versus Oklahoma State in the Cowboys Classic.

PENDER'S CAREER STATS

RUSHING							
YR.	G	RUSH	YDS	AVG	TD	LG	AVG/G
2014	8	39	201	5.2	4	56	25.1

RECEIVING							
YR.	G	REC	YDS	AVG	TD	LG	AVG/G
2014	8	10	56	5.6	1	11	7.0

PENDER'S CAREER HIGHS RUSHING

Rushes	9, at Syracuse 2014
Yards	70, Wake Forest 2014
Longest Rush	56, Wake Forest 2014
TD	1 (four times), last at Syracuse 2014
Longest TD Rush	11, vs. Oklahoma State 2014

PENDER'S CAREER HIGHS RECEIVING

Receptions	3, at Syracuse 2014
Yards	15, at Syracuse 2014
Longest Catch	11, The Citadel 2014
TD	1, at Syracuse 2014
Longest TD Catch	4, at Syracuse 2014



WR - TRAVIS RUDOLPH - 15
6-2 • 184 • FR
West Palm Beach, Fla./Cardinal Newman

ATHLON SPORTS ALL-FRESHMAN TEAM (HM)
CAMPUS INSIDERS ALL-FRESHMAN TEAM (HM)

2014: Has lived up to the hype after entering Florida State as one of the top wide receiver prospects in the nation...developing into a No. 2 receiver this season with 32 receptions for 459 yards and three touchdowns...all but one of his receptions have come in the last nine games...first career reception was a 40-yard catch at NC State...had five catches for 40 yards in the ACC Championship Game...caught three balls for 48 yards versus Boston College...hauled in four passes for 65 yards at Miami...had a spectacular 68-yard touchdown catch as part of FSU's school-record 21-point comeback victory at Louisville...had six receptions for 80 yards and an 11-yard score versus Notre Dame...caught six passes for 46 yards at Syracuse...had four catches for 66 yards, including his first career touchdown reception - a 59-yard catch-and-run - versus Wake Forest.

RUDOLPH'S CAREER STATS

RECEIVING							
YR.	G	REC	YDS	AVG	TD	LG	AVG/G
2014	12	32	459	14.3	3	68	38.2

RUDOLPH'S CAREER HIGHS RECEIVING

Receptions	6 (twice), last Notre Dame 2014
Yards	80, Notre Dame 2014
Longest Catch	68, at Louisville 2014
TD	1 (three times), last at Louisville 2014
Longest TD Catch	68, at Louisville 2014



FB - FREDDIE STEVENSON - 23
6-1 • 237 • SO
Bartow, Fla./Bartow

2014: Has appeared in all 13 games this season with seven starts in his first year as FSU's fullback...has paved the way for Dalvin Cook to set the FSU record for rushing yards (905) and also opened up holes for senior Karlos Williams to total 606 yards and 10 touchdowns on the ground...integral part of FSU's offense that averages 34.8 points and 434.7 yards per game...has six receptions for 60 yards and one touchdown...his first career touchdown catch went for 35 yards with 2:11 left in the fourth quarter that sealed FSU's 42-31 victory at Louisville - the biggest comeback win in school history.

STEVENSON'S CAREER STATS

RUSHING							
YR.	G	RUSH	YDS	AVG	TD	LG	AVG/G
2013	12	8	33	4.1	1	10	2.8
2014	13	1	0	0.0	0	0	0.0
TOT	25	9	33	3.7	1	10	1.3

RECEIVING

YR.	G	REC	YDS	AVG	TD	LG	AVG/G
2013	12	2	18	9.0	0	10	1.5
2014	13	6	60	10.0	1	35	4.6
TOT	25	8	78	9.8	1	35	3.1

STEVENSON'S CAREER HIGHS RUSHING


Rushes	3, Nevada 2013
Yards	10 (twice), last Maryland 2013
Longest Rush	10, Nevada 2013
TD	1, Nevada 2013
Longest TD	1, Nevada 2013

STEVENSON'S CAREER HIGHS RECEIVING

Receptions	2, The Citadel 2014
Yards	35, at Louisville 2014
Longest Catch	35, at Louisville 2014
TD	1, at Louisville 2014
Longest TD	35, at Louisville 2014

STEVENSON'S CAREER HIGH KICK RETURNS

Kickoff Returns	1, vs. Oklahoma State 2014
Yards	5, vs. Oklahoma State 2014



WR/KR - KERMIT WHITFIELD - 8
5-7 • 183 • SO
Orlando, Fla./Jones

2014: Wide receiver and kick returner who has appeared in all 13 games this season... has 11 receptions for 145 yards and three carries for 40 yards...leads FSU with 534 yards on 26 kick returns...his second-half performance at Miami - three catches for 60 yards - was essential to FSU's 30-26 come-from-behind victory...had two grabs for 26 yards at NC State...opened the season with three receptions for 30 yards against Oklahoma State in the Cowboys Classic...ran twice for 33 yards, including a 21-yard run, versus The Citadel...was on the Paul Hornung Watch List given to the nation's most versatile player.

WHITFIELD'S CAREER STATS

RECEIVING							
YR.	G	REC	YDS	AVG	TD	LG	AVG/G
2013	14	5	89	17.8	0	42	6.4
2014	13	11	145	13.2	0	29	11.2
TOT	27	16	234	14.6	0	42	8.7

RUSHING

YR.	G	RUSH	YDS	AVG	TD	LG	AVG/G
2013	14	3	110	36.7	2	74	7.9
2014	13	3	40	13.3	0	21	3.1
TOT	27	6	150	25.0	2	74	5.6

KICKOFF RETURNS

YR.	G	RET	YDS	AVG	TD	LG	AVG/G
2013	14	17	619	36.4	2	100	44.2
2014	13	26	534	20.5	0	30	41.1
TOT	27	41	1102	26.9	2	100	40.8

WHITFIELD'S CAREER HIGHS RECEIVING


Receptions	3, vs. Oklahoma State 2014
Yards	60, Miami 2014
Longest Catch	42, Bethune-Cookman 2013

WHITFIELD'S CAREER HIGHS RUSHING

Rushes	2, The Citadel 2014
Yards	74, Syracuse 2013
Longest Rush	74, Syracuse 2013
TD	1 (twice), last Syracuse 2013
Longest TD Rush	74, Syracuse 2013

WHITFIELD'S CAREER HIGH KICK RETURNS

Returns	4 (twice), last vs. Miami 2014
Yards	100, vs. Auburn 2013
Longest Return	100, vs. Auburn 2013
TD	1 (twice), last vs. Auburn 2013



RB - KARLOS WILLIAMS - 9 6-1 • 225 • SR Davenport, Fla./Ridge Community

2014: Has started 10 games and appeared in 11 overall...his 11 touchdowns leads the team and rank in a tie for fifth in the ACC...

second on FSU with 609 yards rushing on 138 carries (4.4 ypc)...has 10 rushing touchdowns and one receiving score...fifth on the Noles with 24 receptions for 206 yards...had a career-high 126 yards rushing and three touchdowns on 21 carries in a come-from-behind victory at NC State...touchdown scores were for 4-yards, 1-yard and 12-yards...rushed for the game-winning 12-yard score in overtime against Clemson...had 25 yards on two carries versus the Tigers in overtime and 45 yards on 10 totes overall...ran nine times for 41 yards and a touchdown versus Boston College...rushed 21 times for 70 yards and two touchdowns versus Virginia...had 72 yards on 16 carries at Louisville...scored a pair of touchdowns against Notre Dame, including the go-ahead 1-yard score in the fourth quarter...had 66 yards and a touchdown on nine carries against The Citadel...opened the season by rushing a career-high 23 times for 66 yards against Oklahoma State in the Cowboys Classic.

WILLIAMS' CAREER STATS

RUSHING							
YR.	G	RUSH	YDS	AVG	TD	LG	AVG/G
2013	14	91	730	8.0	11	65	52.1
2014	11	138	609	4.4	10	28	55.4
TOT	25	229	1339	5.8	21	65	53.6

RECEIVING							
YR.	G	REC	YDS	AVG	TD	LG	AVG/G
2013	14	8	63	7.9	0	15	4.5
2014	11	24	206	8.6	1	27	18.7
TOT	25	32	269	8.4	1	27	10.8

KICKOFF RETURNS							
YR.	G	RET	YDS	AVG	TD	LG	AVG/G
2011	12	8	186	23.2	0	33	15.5
2012	14	13	340	26.2	0	60	24.3
2013	14	5	88	17.6	0	38	6.3
2014	11	3	41	13.7	0	14	13.7
TOT	51	29	655	22.6	0	60	12.8

WILLIAMS' CAREER HIGHS RUSHING

Rushes	23, vs. Oklahoma State 2014
Yards	126, at NC State 2014
Longest Rush	65, Nevada 2013
TD	3, at NC State 2014
Longest TD Rush	65, Nevada 2013

WILLIAMS' CAREER HIGHS RECEIVING

Receptions	5, vs. Oklahoma State 2014
Yards	36, vs. Oklahoma State 2014
Longest Catch	27, Clemson 2014

TD	1, at Miami 2014
Longest TD Rush	11, at Miami 2014

WILLIAMS' CAREER HIGH KICK RETURNS

Returns	3 (twice), last Florida 2012
Yards	96, at USF 2012
Longest Return	60, at USF 2012



WR/PR - JESUS 'BOBO' WILSON - 3 5-9 • 177 • SO Miami, Fla./Christopher Columbus

2014: Has stepped up in his second year, making five starts in 12 games played...ranks third on FSU in receptions (37) and touchdown catches (4) and fourth in receiving yards (455)...has also returned kicks and punts this season...averaging 9.5 yards per punt return (2-19) and a team-best 24.7 yards per kick return (7-173)...had six receptions for 109 yards and two touchdowns at NC State...scores went for 32 yards and 15 yards against the Wolfpack...scored his first career touchdown on a 12-yard pass from Jameis Winston versus The Citadel...caught five balls for 46 yards against Virginia...tallied four receptions for 45 yards versus Notre Dame...had four receptions for 22 yards and a 7-yard touchdown at Syracuse in his first career start...made four catches for 40 yards versus Wake Forest...totaled four receptions for 56 yards, including a 36-yard catch versus Clemson.

WILSON'S CAREER STATS

RECEIVING							
YR.	G	REC	YDS	AVG	TD	LG	AVG/G
2013	12	3	23	7.7	0	11	1.9
2014	12	37	455	12.3	4	39	37.9
TOT	24	40	478	12.0	4	39	19.9

KICKOFF RETURNS

YR.	G	RET	YDS	AVG	TD	LG	AVG/G
2013	12	1	27	27.0	0	27	2.3
2014	12	7	173	24.7	0	34	14.4
TOT	24	8	200	25.0	0	34	8.3

PUNT RETURNS

YR.	G	RET	YDS	AVG	TD	LG	AVG/G
2013	12	8	89	11.1	0	28	7.4
2014	12	2	19	9.5	0	13	1.6
TOT	24	10	108	11.9	0	28	4.5

WILSON'S CAREER HIGHS RECEIVING

Receptions	6, at NC State 2014
Yards	109, at NC State 2014
Longest Catch	39, at NC State 2014
TD	2, at NC State 2014
Longest TD Reception	32, at NC State 2014

WILSON'S CAREER HIGH PUNT RETURNS

Returns	2 (four times), last Idaho 2013
Yards	36, Maryland 2013
Longest Return	28, Maryland 2013



QB - JAMEIS WINSTON - 5 6-4 • 235 • R-SO Bessemer, Ala./Hueytown

ALL-ACC FIRST TEAM (MEDIA, COACHES) SPORTS ILLUSTRATED ALL-AMERICA HONORABLE MENTION

2014: Followed up his 2013 Heisman Trophy campaign with another impressive season in 2014, leading FSU to a second consecutive undefeated regular season while leading the ACC in total offense (303.2 ypg), passing yards (3,559), passing yards per game (296.6), attempts (422), completions (276) and completion percentage (65.4)...has tossed 24 touchdowns and rushed for

another three scores...his 276 completions are tied for the most in a single-season in FSU history (Drew Weatherford, 2005)...season passing yardage ranks third in FSU history...two-time All-ACC First Team selection by the coaches and media...Manning Award finalist...semifinalist for the Davey O'Brien Award, Maxwell Award and Walter Camp Player of the Year Award...has a perfect 26-0 record as a starter and has engineered four game-winning fourth quarter drives this season - tops in the nation...ranks in the Top 10 nationally in yards (9th) and yards per game (10th)...has six 300-yard games this season - all coming on the road...13 overall 300-yard games which ranks second in FSU history behind only Chris Weinke's 14...on the season, his passer rating elevated to 158.33 in the second half (completing 132-of-193 pass attempts with 10 TDs and four INTs)...completing 68.4 percent of his throws in the third and fourth quarters with his highest completion percentage in the third quarter (71.2 percent) and his best passer rating in the fourth quarter (167.04)...was nearly flawless against Georgia Tech in the ACC Championship Game, completing 21 of 30 passes for 309 yards and three touchdowns with no turnovers...passed for 281 yards and a touchdown against Boston College...Winston led a 12-play, 66-yard game-winning drive against the Eagles which set up Roberto Aguayo's field goal with three seconds left...led FSU back from a 16-0 deficit at Miami by throwing for 304 yards and a touchdown...passed for 261 yards and a touchdown against Virginia...added a 4-yard rushing score against the Cavaliers...led FSU to the biggest comeback victory in school history at Louisville, passing for a season-high 401 yards and tossing three second-half touchdowns in a nationally televised Thursday night game...passed for 273 yards and two touchdowns versus Notre Dame...was dazzling at Syracuse, completing a career-high 30 passes on just 36 attempts (83.3 percent) for 317 yards and three touchdowns...passed for 297 yards and a touchdown and rushed for a score versus Wake Forest...led Florida State to a come-from-behind victory at NC State by passing for 365 yards and four touchdowns...completed his first 15 pass attempts against The Citadel and finished with 256 yards and two touchdowns on 22-of-27 pass attempts...passed for 370 yards and a touchdown in the season opener against Oklahoma State at the Cowboys Classic...had a spectacular career-long 28-yard touchdown run in which he leapt over left guard Josue Matias en route to the end zone...ranks fourth in FSU history in passing yards (7,616), second in TD passes (64) and sixth in completions (533).

WINSTON'S CAREER STATS

PASSING								
YR.	G	COM	ATT	INT	YDS	TD	LG	PCT
2013	14	257	384	10	4057	40	94	66.9
2014	12	276	422	17	3559	24	68	65.4
TOT	26	533	806	27	7616	64	94	66.1

RUSHING

YR.	G	RUSH	YDS	AVG	TD	LG	AVG/G
2013	14	88	219	2.5	4	21	15.6
2014	12	49	80	1.6	3	28	6.7
TOT	26	137	299	2.2	7	28	11.5

WINSTON'S CAREER HIGHS PASSING

Yards	444, at Clemson 2013
Completions	30, at Syracuse 2014
Attempts	48, at Louisville 2014
Long	94, at Clemson 2013
Longest TD	72, at Clemson 2013
TDs	5, Maryland 2013

WINSTON'S CAREER HIGHS RUSHING

Rushes	14, at Boston College 2013
Yards	67, at Boston College 2013
Longest Rush	28, vs. Oklahoma State 2014
TD	1 (seven times), last Virginia 2014
Longest TD Rush	28, vs. Oklahoma State 2014

DEFENSE



DB - NATE ANDREWS - 29

5-11 • 210 • SO
Fairhope, Ala./Fairhope


2014: A 12-game starter, he has played in all 13 games...ranks third on the team with 83 tackles and his 59 solo stops lead all Seminoles...recorded 10 or more tackles four times, including a career-high 12 vs. Boston College...had 10 tackles - all solo stops - against Notre Dame...also recorded 10 vs. Clemson and in the ACC title game win over Georgia Tech...leads FSU with two fumble recoveries and shares the team lead in interceptions with two, which pushes his two-year total to a team-high six...scored FSU's first TD of the season on a 9-yard interception return against Oklahoma State in the opener.

ANDREWS' CAREER STATS

YR.	G	UA	A	TOT	TFL-YDS	PBU	FF	FR	INT	SACKS
2013	14	24	11	35	1.0-4	4	3	1	4	1.0-4
2014	13	59	24	83	0.5-2	5	1	2	2	0.0-0
TOT	27	83	35	118	1.5-6	9	4	3	6	1.0-4

ANDREWS' CAREER HIGHS

Tackles	12, Boston College 2014
Interceptions	2, at Wake Forest 2013



DB - LAMARCUS BRUTUS - 42

6-0 • 208 • R-JR
Port St. Lucie, Fla./Treasure Coast


2014: Fourth-year junior has emerged as a productive reserve in the secondary, appearing in all 13 games...recorded interceptions in each of FSU's last two games...his first career interception came in the second quarter off Florida's Treon Harris and led to an FSU TD for a 21-9 lead...picked off Georgia Tech's Justin Thomas in the fourth quarter with 3:22 to play in the ACC Championship Game.

BRUTUS' CAREER STATS

YR.	G	UA	A	TOT	TFL-YDS	PBU	FF	FR	INT	SACKS
2013	11	14	2	16	1.0-3	1	0	0	0	0.0-0
2014	13	7	7	14	0.0-0	1	0	0	2	0.0-0
TOT	24	21	9	30	1.0-3	2	0	0	2	0.0-0

BRUTUS' CAREER HIGHS

Tackles	6, Syracuse 2013
Tackles for Loss	1.0, at Florida 2013
Interceptions	1 (twice), last vs. Georgia Tech 2014



DE - CHRIS CASHER - 21

6-4 • 250 • R-SO
Mobile, Ala./Davidson

2014: Has played in 12 games and established a new career-high with 26 tackles on the season...has recorded a season-high five tackles twice (vs. The Citadel and Clemson)...registered a late sack in the win over Notre Dame...one of 10 Seminoles with three or more tackles for loss on the season (3.5).

CASHER'S CAREER STATS

YR.	G	UA	A	TOT	TFL-YDS	PBU	FF	FR	INT	SACKS
2013	13	15	10	25	5.0-20	2	1	1	0	2.0-15
2014	12	13	13	26	3.5-10	2	0	0	0	1.0-5
TOT	25	28	23	51	8.5-30	4	1	1	0	3.0-20

CASHER'S CAREER HIGHS

Tackles	10, Bethune-Cookman 2013
Tackles for Loss	2.0, Bethune-Cookman 2013
Sacks	1.0 (three times), last Notre Dame 2014



DB - RONALD DARBY - 3

5-11 • 195 • JR
Oxon Hill, Md./Potomac

ALL-ACC THIRD TEAM (MEDIA, COACHES)

2014: Starter in all 13 games at cornerback where he has registered a career-high 37 tackles on the season to go along with four pass break-ups and a forced fumble...established single-game career-best seven tackles (6 solos) against Notre Dame...All-ACC selection for second straight year.

DARBY'S CAREER STATS

YR.	G	UA	A	TOT	TFL-YDS	PBU	FF	FR	INT	SACKS
2012	14	18	4	22	0.0-0	8	1	0	0	0.0-0
2013	14	11	3	14	0.0-0	4	0	1	2	0.0-0
2014	13	25	12	37	1.0-2	4	1	0	0	0.0-0
TOT	41	54	19	73	1.0-2	16	2	1	2	0.0-0

DARBY'S CAREER HIGHS

Tackles	7, Notre Dame, 2014
Interceptions	1 (twice), last NC State 2013
Pass Breakups	2 (three times), last NC State 2013



DE - MARIO EDWARDS JR. - 16

6-3 • 276 • JR
Gautier, Miss./Ryan (Texas)

ALL-ACC FIRST TEAM (MEDIA, COACHES)

SPORTS ILLUSTRATED ALL-AMERICA SECOND TEAM


2014: Versatile second-year starter leads the Seminoles with 11 tackles for loss in 12 games...All-ACC First Team selection by the coaches and media and two-time ACC Defensive Lineman of the Week...has also established new season-high marks in tackles (44), pass break-ups (5) and forced fumbles (2)...ranks second on the team with three sacks...registered new career-highs with nine tackles against Virginia, including four for losses; also forced a fumble to win second ACC Defensive Lineman of the Week honors...forced a fumble on FSU's first defensive play and finished with three TFLs versus Wake Forest...able to play on the inside and on the edge on FSU's defensive line...with 23 career tackles for loss he is four shy of moving into FSU's all-time top 20...appeared on the Bednarik, Nagurski and Lombardi Watch Lists.

EDWARDS' CAREER STATS

YR.	G	UA	A	TOT	TFL-YDS	PBU	FF	FR	INT	SACKS
2012	11	8	9	17	2.5-16	1	0	0	0	1.5-13
2013	12	19	9	28	9.5-49	1	1	2	1	3.5-37
2014	12	25	19	44	11.0-50	5	2	0	0	3.0-27
TOT	35	52	37	89	23.0-115	7	3	2	1	8.0-77

EDWARDS' CAREER HIGHS

Tackles	9, Virginia 2014
Tackles for Loss	4.0, Virginia 2014
Sacks	1.0 (seven times), last vs Virginia 2014
Pass Breakups	2, Notre Dame 2014



DE - LORENZO FEATHERSTON - 41

6-7 • 220 • FR
Greensboro, N.C./Page

COLLEGE FOOTBALL NEWS ALL-FRESHMAN TEAM (HM) CAMPUS INSIDERS ALL-FRESHMAN TEAM (HM)

2014: Explosive freshman has provided some big moments in first season...has 19 tackles in 10 games, including five tackles

for loss, which rank sixth on the squad...came off the bench to spark the defense with five tackles at NC State...that performance included 1.5 tackles for loss, including a sack and a forced fumble...started the next three games, including a career-best seven-tackle effort at Wake Forest, which included 2.5 tackles for loss...had all five of his tackles for loss over a three-game stretch in the middle of the season (NC State, Wake Forest, Syracuse)...pleasant surprise who entered college as a three-star prospect.

FEATHERSTON'S CAREER STATS

YR.	G	UA	A	TOT	TFL-YDS	PBU	FF	FR	INT	SACKS
2014	10	9	10	19	5.0-31	0	1	1	0	1.0-17

FEATHERSTON'S CAREER HIGHS

Tackles	7, Wake Forest 2014
Tackles for Loss	2.5, Wake Forest 2014
Sacks	1.0, at NC State 2014



DE - EDDIE GOLDMAN - 90

6-4 • 320 • JR
Washington D.C./Friendship College Academy

ALL-ACC FIRST TEAM (MEDIA, COACHES)

SPORTS ILLUSTRATED ALL-AMERICA FIRST TEAM

ASSOCIATED PRESS ALL-AMERICA FIRST TEAM

2014: Dominant force in the middle of FSU's defensive line and one of the nation's top interior defensive lineman...All-ACC selection and All-American...leads the Noles with four sacks and ranks third with eight tackles for loss...career-high seven tackles came in win at NC State...had arguably the top play of the season for the Seminoles, forcing a fumble with 1:36 remaining against Clemson in a tie game with the Tigers in FSU territory at the 18-yard line...the fumble was recovered by Nate Andrews and the Seminoles forced overtime where Goldman dominated, recording a sack for a four-yard loss and blowing up a 4th-and-1 play that went for no gain...two of his three tackles at Louisville were behind the line of scrimmage.

GOLDMAN'S CAREER STATS

YR.	G	UA	A	TOT	TFL-YDS	PBU	FF	FR	INT	SACKS
2012	10	4	4	8	1.0-4	0	0	0	0	0.0-0
2013	13	8	11	19	3.0-9	0	0	0	0	2.0-8
2014	13	19	16	35	8.0-30	1	1	1	0	4.0-24
TOT	36	31	31	62	12.0-43	1	1	1	0	6.0-32

GOLDMAN'S CAREER HIGHS

Tackles	7, at NC State 2014
Tackles for Loss	2.0, at Louisville 2014
Sacks	1.0 (five times), last vs Louisville 2014
Forced Fumbles	1, Clemson 2014



DE - DESMOND HOLLIN - 43

6-3 • 285 • SR
Miami, Fla./Southridge/ASA (N.Y.) College

2014: Second-year Seminole has been a key component in defensive line rotation...has recorded 29 stops and 4.0 TFLs in 12 games, which includes a pair of starts...had a career-high seven tackles in ACC Championship win over Georgia Tech.

HOLLIN'S CAREER STATS

YR.	G	UA	A	TOT	TFL-YDS	PBU	FF	FR	INT	SACKS
2013	13	8	8	16	3.0-17	0	0	0	0	2.0-14
2014	12	16	13	29	4.0-10	0	0	0	0	0.0-0
TOT	25	24	21	45	7.0-27	0	0	0	0	2.0-14

HOLLIN'S CAREER HIGHS

Tackles	7, vs Georgia Tech (ACC Champ.) 2014
Tackles for Loss	2.0, Idaho 2013
Sacks	1.0 (twice), last Idaho 2013



DB - TYLER HUNTER - 1

5-11 • 200 • R-JR

Valdosta, Ga./Lowndes County

2014: A 13-game starter at safety where he provides veteran leadership just one year after a career-threatening injury...has 60 tackles on the season which are a career-best and tied for the fifth-most on the Noles...set single-game high with 10 tackles at NC State...had six solo stops versus Notre Dame...ranks third among on FSU with seven pass break-ups.

HUNTER'S CAREER STATS

DEFENSE

YR.	G	UA	A	TOT	TFL-YDS	PBU	FF	FR	INT	SACKS
2011	11	1	2	3	0.0-0	0	0	0	0	0.0-0
2012	14	19	7	26	0.0-0	2	0	0	3	0.0-0
2013	3	7	1	8	0.0-0	2	0	0	1	0.0-0
2014	13	45	15	60	2.0-9	7	0	1	1	1.0-9
TOT	41	72	25	97	2.0-9	11	0	1	5	1.0-9

PUNT RETURNS


YR.	G	RET	YDS	AVG	TD	LG	AVG/G
2012	14	8	126	15.8	1	75	9.0

HUNTER'S CAREER HIGHS DEFENSE

Tackles	10, at NC State 2014
Interceptions	2, at Virginia Tech 2012
Tackles for Loss	1.0 (twice), last vs Boston College 2014
Sacks	1.0, Virginia 2014
Fumbles Forced	1, at Miami 2014

HUNTER'S CAREER HIGH PUNT RETURNS

Returns	5, Duke 2012
Yards	122, Duke 2012
Longest Return	75, Duke 2012
TD	1, Duke 2012
Longest TD	75, Duke 2012



DT - NILE LAWRENCE-STAMPLE - 99

6-1 • 314 • R-JR

Fort Lauderdale, Fla./Nova

2014: Began season as starting nose tackle before suffering a pectoral muscle injury against Clemson...finished the game against the Tigers, but was expected to be done for the season with the injury...began practicing again during bowl preparation and could be available for the College Football Playoff.

LAWRENCE-STAMPLE'S CAREER STATS

YR.	G	UA	A	TOT	TFL-YDS	PBU	FF	FR	INT	SACKS
2012	8	4	6	10	1.0-2	0	0	0	0	0.0-0
2013	13	8	7	15	1.5-2	0	0	0	0	0.0-0
2014	3	4	5	9	0.5-0	0	0	0	0	0.0-0
TOT	24	16	18	34	3.0-4	0	0	0	0	0.0-0

LAWRENCE-STAMPLE'S CAREER HIGHS

Tackles	4 (twice), last vs Oklahoma State 2014
Tackles for Loss	1.0, Maryland 2013



LB - E.J. LEVENBERRY - 10

6-3 • 246 • SO

Woodbridge, Va./C.D. Hylton


2014: Valuable reserve linebacker who has made one start (Wake Forest) and appeared in 12 games...had a season-high seven tackles against The Citadel.

LEVENBERRY'S CAREER STATS

YR.	G	UA	A	TOT	TFL-YDS	PBU	FF	FR	INT	SACKS
2013	13	18	21	39	1.0-1	1	1	0	1	0.0-0
2014	12	11	8	19	1.0-2	1	0	0	0	0.0-0
TOT	25	29	29	58	2.0-3	2	1	0	1	0.0-0

LEVENBERRY'S CAREER HIGHS

Tackles	8, NC State 2013
Tackles for Loss	1.0 (twice), last vs The Citadel 2014
Interceptions	1, Idaho 2013



DB - TREY MARSHALL - 20

6-0 • 192 • FR

Lake City, Fla./Columbia


2014: Has played in 10 games as a true freshman, primarily on special teams...stepped into a key reserve role against Georgia Tech in the ACC Championship Game and delivered a season-best five tackles from the safety position.

MARSHALL'S CAREER STATS

YR.	G	UA	A	TOT	TFL-YDS	PBU	FF	FR	INT	SACKS
2014	10	5	6	11	1.5-3	0	0	0	0	0.0-0

MARSHALL'S CAREER HIGHS

Tackles	5, Georgia Tech (ACC Champ.) 2014
Tackles for Loss	1.0, Georgia Tech (ACC Champ.) 2014



DT - DERRICK MITCHELL JR. - 11

6-4 • 303 • R-JR

Jacksonville, Fla./First Coast


2014: Valuable member of interior defensive front who has started nine times, including each of the last seven games...has a career-best 19 tackles in 11 games to go along with two pass break-ups...recovered a fumble against Virginia...recorded career-high four tackles against The Citadel, which he matched in home finale against Florida...seeing first year of extensive action after battling injuries early in his career.

MITCHELL'S CAREER STATS

YR.	G	UA	A	TOT	TFL-YDS	PBU	FF	FR	INT	SACKS
2013	7	5	2	7	1.0-5	0	0	0	0	1.0-5
2014	11	6	13	19	1.0-2	2	0	1	0	0.0-0
TOT	18	11	15	26	2.0-7	2	0	1	0	1.0-5

MITCHELL'S CAREER HIGHS

Tackles	4 (twice), last vs Florida 2014
Tackles for Loss	1.0, Idaho 2013
Sacks	1.0, Idaho 2013



DT - DERRICK NNADI - 91

6-2 • 303 • FR

Virginia Beach, Va./Ocean Lakes

2014: Reserve defensive lineman who appeared in eight games...stepped up during extended action against Georgia Tech and responded with a season-high six tackles...had four tackles and 1.5 TFLs against Wake Forest.

NNADI'S CAREER STATS

YR.	G	UA	A	TOT	TFL-YDS	PBU	FF	FR	INT	SACKS
2014	8	8	8	16	1.5-2	1	0	0	0	0.0-0

NNADI'S CAREER HIGHS

Tackles	6, Georgia Tech (ACC Champ.) 2014
Tackles for Loss	1.5, Wake Forest 2014



LB - REGGIE NORTHRUP - 5

6-1 • 220 • JR

Jacksonville, Fla./First Coast

2014: A first-year starter, he leads the team in tackles with 113; the most by a Seminole since Kendyll Pope's 133 in 2002...two-time ACC Linebacker of the Week and an all-conference selection...has eclipsed 10 tackles six times, with a career-high 13 at Miami...has 58 tackles in the last six games, including 12 in the ACC Championship win over Georgia Tech...first career interception sealed 42-31 win at Louisville, where he had 12 tackles to earn his second ACC Linebacker of the Week honor...had a 31-yard "scoop-and-score" fumble recovery touchdown on a fumble he forced versus Wake Forest...added eight tackles against the Demon Deacons.

2014: A first-year starter, he leads the team in tackles with 113; the most by a Seminole since Kendyll Pope's 133 in 2002...two-time ACC Linebacker of the Week and an all-conference selection...has eclipsed 10 tackles six times, with a career-high 13 at Miami...has 58 tackles in the last six games, including 12 in the ACC Championship win over Georgia Tech...first career interception sealed 42-31 win at Louisville, where he had 12 tackles to earn his second ACC Linebacker of the Week honor...had a 31-yard "scoop-and-score" fumble recovery touchdown on a fumble he forced versus Wake Forest...added eight tackles against the Demon Deacons.

NORTHRUP'S CAREER STATS

YR.	G	UA	A	TOT	TFL-YDS	PBU	FF	FR	INT	SACKS
2012	13	5	5	10	1.0-1	0	0	0	0	0.0-0
2013	14	22	24	46	2.5-4	1	0	0	0	0.0-0
2014	13	55	58	113	4.0-7	1	1	1	1	1.0-1
TOT	40	82	87	169	7.5-12	2	1	1	0	1.0-1

NORTHRUP'S CAREER HIGHS

Tackles	13, at Miami 2014
Tackles for Loss	1.0 (six times), last vs Georgia Tech (ACC Champ.) 2014
Sacks	1.0, at Syracuse 2014



LB - JACOB PUGH - 16

6-4 • 236 • FR

Tallahassee, Fla./Godby


2014: Highly touted freshman has played in 12 games, primarily on special teams, but has also excelled in spot action...has three takeaways on the year, including a pair of interceptions against Notre Dame...also recovered a fumble against NC State, where he recorded a season-high three tackles, including one tackle for loss.

PUGH'S CAREER STATS

YR.	G	UA	A	TOT	TFL-YDS	PBU	FF	FR	INT	SACKS
2014	12	7	4	11	2.0-4	1	0	1	2	0.0-0

PUGH'S CAREER HIGHS

Tackles	3, at NC State 2014
Tackles for Loss	1.0 (twice), at NC State 2014
Interceptions	2, Notre Dame 2014



DB - JALEN RAMSEY - 8

6-1 • 204 • SO

Smyrna, Tenn./Brentwood Academy

2014: Has started all 13 games at the Star position in the secondary, pushing his streak to 27 career starts...captured several All-America honors in addition to all-conference accolades...ranks fourth among Noles with 75 tackles and second

ALL-ACC FIRST TEAM (MEDIA, COACHES)

USA TODAY ALL-AMERICA FIRST TEAM

SCOUT.COM ALL-AMERICA FIRST TEAM

ASSOCIATED PRESS ALL-AMERICA SECOND TEAM

FWAA ALL-AMERICA SECOND TEAM

SPORTS ILLUSTRATED ALL-AMERICA SECOND TEAM

SPORTING NEWS ALL-AMERICA SECOND TEAM

in tackles for loss (9.5)...one of two Noles with three sacks on the year...team leader with 11 pass break-ups to go along with two interceptions...has also forced two fumbles...could become first Seminole ever with double-digit PBUs and TFLs in the same season...earned three national defensive player of the week honors for his performance at Miami where he registered three tackles, a tackle for loss, forced a fumble, broke up four passes, blocked a kick and sealed the win with an interception...opened the year with a career-high 12 tackles against Oklahoma State...made six tackles at Louisville and had eight stops, including 1.5 TFLs, against Boston College...made two TFLs versus Virginia...had eight stops and two TFLs versus The Citadel and nine tackles with 1.5 TFLs at NC State.

RAMSEY'S CAREER STATS

YR.	G	UA	A	TOT	TFL-YDS	PBU	FF	FR	INT	SACKS
2013	14	37	12	49	2.0-18	1	1	1	1	1.0-12
2014	13	43	32	75	9.5-47	11	2	0	2	3.0-32
TOT	27	80	44	124	11.5-65	12	3	1	3	4.0-44

RAMSEY'S CAREER HIGHS

Tackles	12, vs Oklahoma State 2014
Tackles for Loss	2.0 (twice), last vs Virginia 2014
Sacks	1.0 (four times), last vs Boston College 2014
Interceptions	1 (three times), last at Miami 2014
Pass Breakups	4, at Miami 2014



LB - TERRANCE SMITH - 24
6-4 • 222 • R-JR
Decatur, Ga./Southwest DeKalb

ALL-ACC SECOND TEAM (MEDIA, COACHES)


2014: Ranks second among Seminoles with 85 tackles, despite missing two games...opened season with 12 stops against Oklahoma State and eclipsed that mark with a career-high 13 against Clemson...shares team lead with two interceptions; none bigger than his swipe and 94-yard return for a TD to turn the momentum against Florida...also had 12 stops at NC State and 11 vs. Notre Dame...added two TFLs versus the Irish and was named Bednarik National Defensive Player of the Week for his performance...has forced two fumbles and is credited with 4.5 tackles for loss...was named to the Butkus Watch List.

SMITH'S CAREER STATS

YR.	G	UA	A	TOT	TFL-YDS	PBU	FF	FR	INT	SACKS
2011	2	0	1	1	0.0-0	0	0	0	0	0.0-0
2012	13	8	1	9	1.5-5	0	0	0	0	0.0-0
2013	14	34	25	59	2.5-17	3	0	0	1	2.0-16
2014	11	47	38	85	4.5-12	1	2	0	2	1.0-6
TOT	40	89	65	154	8.5-34	4	2	0	3	3.0-22

SMITH'S CAREER HIGHS

Tackles	13 Clemson 2014
Tackles for Loss	2.0, Notre Dame 2014
Sacks	1.0 (three times), last Notre Dame 2014
Interceptions	1 (three times), last Florida 2014



LB - MATTHEW THOMAS - 7
6-3 • 233 • R-FR
Miami, Fla./Booker T. Washington

2014: Versatile, big-bodied linebacker has played in seven games and made starts against Louisville and Georgia Tech...made his season debut against Notre Dame with a career-high six stops...credited with four tackles in ACC title game against Georgia Tech...of his four stops against Boston College, 1.5 were for a loss.

THOMAS' CAREER STATS

YR.	G	UA	A	TOT	TFL-YDS	PBU	FF	FR	INT	SACKS
2014	7	18	4	22	2.5-5	0	0	0	0	0.0-0

THOMAS' CAREER HIGHS

Tackles	6, Notre Dame 2014
Tackles for Loss	1.5, Boston College 2014



DB - NICK WAISOME - 6
5-10 • 182 • SR
Groveland, Fla./South Lake

2014: Backup cornerback who has appeared in 11 games this season with one start against The Citadel...started 14


games in 2012.

WAISOME'S CAREER STATS

YR.	G	UA	A	TOT	TFL-YDS	PBU	FF	FR	INT	SACKS
2011	11	1	0	1	0.0-0	0	0	0	0	0.0-0
2012	14	14	7	21	0.0-0	7	0	0	1	0.0-0
2013	13	10	1	11	1.0-1	2	0	0	0	0.0-0
2014	11	1	0	1	0.0-0	0	0	0	0	0.0-0
TOT	48	26	8	34	1.0-1	9	0	0	1	0.0-0

WAISOME'S CAREER HIGHS

Tackles	5, at USF 2012
Interceptions	1, Clemson 2012



DE - DEMARCUS WALKER - 44
6-3 • 277 • SO
Jacksonville, Fla./Sandalwood


2014: Sophomore end has made 10 starts and played in all 13 games...boasts a career-best 36 tackles on the year, including 26 solo stops...six tackles for loss ranks fourth among all Noles...career-best six tackles came in home finale against Florida...came through with five solo tackles in win at Miami.

WALKER'S CAREER STATS

YR.	G	UA	A	TOT	TFL-YDS	PBU	FF	FR	INT	SACKS
2013	12	9	9	18	2.0-9	0	0	0	0	1.0-7
2014	13	26	10	36	6.0-18	0	1	0	0	1.0-6
TOT	25	35	19	54	8.0-27	0	1	0	0	2.0-13

WALKER'S CAREER HIGHS

Tackles	6, Florida 2014
Tackles for Loss	2.0, Idaho 2013
Sacks	1.0 (twice), last at NC State 2014
Forced Fumbles	1, The Citadel 2014



DB - MARQUEZ WHITE - 27
6-0 • 172 • SO
Dothan, Ala./Northview

2014: Sophomore cornerback has appeared in 11 games and made three tackles...valuable reserve and special team

contributor.

WHITE'S CAREER STATS

YR.	G	UA	A	TOT	TFL-YDS	PBU	FF	FR	INT	SACKS
2013	13	8	4	12	1.0-1	0	0	0	1	0.0-0
2014	11	2	1	3	0.0-0	0	0	0	0	0.0-0
TOT	24	10	5	15	1.0-1	0	0	0	1	0.0-0

WHITE'S CAREER HIGHS

Tackles	4, NC State 2013
Tackles for Loss	1.0, NC State 2013
Interceptions	1, at Wake Forest 2013



DB - P.J. WILLIAMS - 26
6-0 • 196 • JR
Ocala, Fla./Vanguard

ALL-ACC FIRST TEAM (MEDIA, COACHES) USA TODAY ALL-AMERICA SECOND TEAM SPORTS ILLUSTRATED ALL-AMERICA (HM)

2014: Widely regarded as one of the top cover corners in the country...semifinalist for the Thorpe Award and a First Team All-ACC selection...has started 12 games...of his 60 tackles, 44 are of the solo variety...six tackles for loss are testament to his run support work...ranks second on the team with 10 pass break-ups...posted career-highs with nine tackles and two tackles for loss against Georgia Tech in the ACC Championship Game...also logged career-best seven solo tackles at Louisville...forced and recovered a fumble in the fourth quarter of the season-opener vs. Oklahoma State...was named Defensive MVP of the 2013 National Championship Game at the Rose Bowl...member of the Bednarik and Nagurski Award Watch Lists.

WILLIAMS' CAREER STATS

YR.	G	UA	A	TOT	TFL-YDS	PBU	FF	FR	INT	SACKS
2012	14	9	5	14	1.0-10	1	0	0	0	0.0-0
2013	13	21	14	35	1.5-10	7	0	0	3	0.0-0
2014	12	44	16	60	6.0-15	10	1	1	1	1.0-9
TOT	39	74	35	109	8.5-35	18	1	1	4	1.0-9

WILLIAMS' CAREER HIGHS

Tackles	9, Georgia Tech (ACC Champ.) 2014
Tackles for Loss	2.0 (twice), last vs Georgia Tech (ACC Champ.) 2014
Interceptions	1 (four times), last vs. Wake Forest 2014
Pass Breakups	2 (twice), last vs Clemson 2014
Sacks	1, Virginia 2014



K - ROBERTO AGUAYO - 19
6-1 • 203 • R-SO
Mascotte, Fla./South Lake

- ALL-ACC FIRST TEAM (MEDIA/COACHES)
- AFCA ALL-AMERICA FIRST TEAM
- ASSOCIATED PRESS ALL-AMERICA FIRST TEAM
- SPORTING NEWS ALL-AMERICA FIRST TEAM
- WALTER CAMP ALL-AMERICA FIRST TEAM
- SPORTS ILLUSTRATED ALL-AMERICA FIRST TEAM
- CBSSPORTS ALL-AMERICA FIRST TEAM
- USA TODAY ALL-AMERICA FIRST TEAM
- SBNATION.COM ALL-AMERICA FIRST TEAM
- SCOUT.COM ALL-AMERICA FIRST TEAM

2014: Solidified himself as one of the greatest kickers in college football history with another spectacular season...after winning the 2013 Lou Groza Award as the nation's top kicker, he was arguably better in 2014, capturing consensus All-America honors and All-ACC First Team accolades, while making 25 of 27 field goals and going a perfect 53 of 53 on extra points...his 92.6 field goal percentage ranks first in the country (minimum 20 attempts), while his 128 points ranks seventh in the country overall, second in the ACC and second among kickers...his 9.8 points per game is tied for 11th nationally...was a finalist for the Groza Award...matched his career-long field goal by hitting a 53-yarder at Miami in the 30-26 win...added field goals from 43 and 37 yards in addition to three extra points in a perfect performance against the Hurricanes...tied the FSU record by drilling five field goals (43, 40, 52, 42, 32) versus Wake Forest...scored a career-high 19 points against the Demon Deacons...made three field goals (33, 32, 28) in the 37-35 win over Georgia Tech in the ACC Championship Game...made three field goals against Oklahoma State and The Citadel...nailed a 50-yarder against Clemson...went 3 for 3 on field goals from 50 yards or more...made his first 14 field goal tries of the season - and had a streak of 23 dating back to last season.

AGUAYO'S CAREER STATS

YR.	G	FGM-FGA	LG	PATS	PTS
2013	14	21-22	53	94-94	157
2014	13	25-27	53	53-53	128
TOT	27	46-49	53	147-147	285

AGUAYO'S CAREER HIGHS

Field Goals	5, Wake Forest 2014
Longest Field Goal	53 (twice), last at Miami 2014
PAT	11, Idaho 2013
Kickoffs	10 (five times), last vs Wake Forest 2014
Touchbacks	7, at Wake Forest 2013
Points	19, Wake Forest 2014



P - CASON BEATTY - 38
6-3 • 227 • JR
Charlotte, N.C./Olympic

2014: In his third year as the Seminoles' starting punter, Beatty had the best season of his career...averaging a career-best 41.6 yards per attempt...19 of his punts were fair caught, and 14 more were downed inside of the 20...his career-high 67-yard punt came in a crucial spot in the contest against Virginia...none of his punts have been blocked in 2014.

BEATTY'S CAREER STATS

YR.	G	PUNTS	YDS	AVG	LG	TB	FC	I-20	BLK
2012	14	47	1798	38.3	54	2	23	23	2
2013	14	42	1725	41.1	59	2	12	12	0
2014	13	44	1832	41.6	67	2	19	14	0
TOT	41	133	5355	40.3	67	6	54	49	2

BEATTY'S CAREER HIGHS

Punts	8, Clemson 2014
Yards	323, Clemson 2014
Average	53.0 (1-53), Nevada 2013
Long	67, Virginia 2014

FLORIDA STATE FOOTBALL

SELECT PLAYERS CAREER GAME-BY-GAME

Roberto Aguayo

2013					
OPPONENT	FGM	FGA	LG	PAT	PTS
Pitt	2	2	28	5-5	11
Nevada	2	2	33	8-8	14
Bethune-Cookman	1	1	45	7-7	10
Boston College	2	2	40	6-6	12
Maryland	0	0	0	9-9	9
Clemson	3	3	28	6-6	15
NC State	0	0	0	7-7	7
Miami	2	2	28	5-5	11
Wake Forest	1	2	42	8-8	11
Syracuse	1	1	53	8-8	11
Idaho	1	1	42	11-11	14
Florida	3	3	49	4-4	13
Duke	1	1	45	6-6	9
Auburn	2	2	41	4-4	10
TOT	21	22	53	94-94	157

2014					
OPPONENT	FGM	FGA	LG	PAT	PTS
Oklahoma State	3	3	37	4-4	13
The Citadel	3	3	27	4-4	13
Clemson	1	1	50	2-2	5
NC State	0	0	0	8-8	8
Wake Forest	5	5	52	4-4	19
Syracuse	1	1	34	5-5	8
Notre Dame	1	1	28	4-4	7
Louisville	0	1	0	6-6	6
Virginia	2	2	43	4-4	10
Miami	3	3	53	3-3	12
Boston College	2	3	37	2-2	8
Florida	1	1	37	3-3	6
Georgia Tech	3	3	33	4-4	13
TOT	25	27	53	53-53	128

Dalvin Cook

2014					
OPPONENT	RUSH	YDS	AVG.	TD	LG
Oklahoma State	--	--	DNP	--	--
The Citadel	13	67	5.2	1	17
Clemson	1	3	3.0	0	3
NC State	6	45	7.5	1	35
Wake Forest	4	13	3.2	0	5
Syracuse	23	122	5.3	1	23
Notre Dame	12	20	1.7	0	10
Louisville	9	110	12.2	2	40
Virginia	11	36	3.3	0	8
Miami	7	92	13.1	2	44
Boston College	14	76	5.4	0	20
Florida	24	144	6.0	0	23
Georgia Tech	31	177	5.7	1	26
TOT	155	905	5.8	8	44

Rashad Greene

2011					
OPPONENT	REC	YDS	AVG.	TD	LG
La.-Monroe	1	28	28.0	1	28
Charleston-So.	2	98	49.0	2	69
Oklahoma	3	70	23.3	1	56
Clemson	8	98	12.3	1	32
Wake Forest	12	163	13.6	1	46
Duke	--	--	DNP	--	--
Maryland	--	--	DNP	--	--
NC State	--	--	DNP	--	--
Boston College	--	--	DNP	--	--
Miami	3	19	6.3	0	7
Virginia	4	21	5.3	0	9
Florida	0	0	0.0	0	0
Notre Dame	5	99	19.8	1	42
TOT	38	596	15.7	7	69

2012					
OPPONENT	REC	YDS	AVG.	TD	LG
Murray State	4	42	10.5	0	20
Savannah State	1	7	7.0	0	7
Wake Forest	2	30	15.0	0	21
Clemson	4	36	9.0	1	11
USF	2	71	35.5	0	39
NC State	6	60	10.0	0	21
Boston College	1	8	8.0	0	8
Miami	7	49	7.0	0	11
Duke	1	71	71.0	1	71
Virginia Tech	6	125	20.8	2	39
Maryland	4	50	12.5	1	30
Florida	5	65	13.0	0	27
Georgia Tech	9	82	9.1	0	14
Northern Illinois	5	45	9.0	1	18
TOT	57	741	13.0	6	71

2013					
OPPONENT	REC	YDS	AVG.	TD	LG
Pitt	8	126	15.8	1	36
Nevada	3	39	13.0	1	24
Bethune-Cookman	4	44	11.0	1	19
Boston College	4	90	22.5	2	56
Maryland	4	108	27.0	0	48
Clemson	8	146	18.3	2	72
NC State	8	137	17.1	1	42
Miami	6	83	13.8	0	22
Wake Forest	5	47	9.4	0	11
Syracuse	4	40	10.0	1	12
Idaho	3	29	9.7	0	13
Florida	4	25	6.3	0	11
Duke	6	67	11.2	0	20
Auburn	9	147	16.3	0	49
TOT	76	1128	14.8	9	72

2014					
OPPONENT	REC	YDS	AVG.	TD	LG
Oklahoma State	11	203	18.5	1	51
The Citadel	4	80	20.0	0	46
Clemson	9	135	15.0	1	74
NC State	11	125	11.7	1	25
Wake Forest	3	33	11.0	0	24
Syracuse	6	107	17.8	0	44
Notre Dame	8	108	13.5	1	33
Louisville	6	62	10.3	0	21
Virginia	13	136	10.5	1	22
Miami	4	53	13.3	0	19
Boston College	8	106	13.3	0	25
Florida	3	35	11.7	0	29
Georgia Tech	7	123	17.6	2	44
TOT	93	1306	14.0	7	74

Ermon Lane

2014					
OPPONENT	REC	YDS	AVG.	TD	LG
Oklahoma State	0	0	0.0	0	0
The Citadel	3	37	12.3	0	18
Clemson	0	0	0.0	0	0
NC State	0	0	0.0	0	0
Wake Forest	2	70	35.0	0	59
Syracuse	0	0	0.0	0	0
Notre Dame	0	0	0.0	0	0
Louisville	2	58	29.0	1	47
Virginia	2	53	26.5	0	40
Miami	2	27	13.5	0	22
Boston College	0	0	0.0	0	0
Florida	0	0	0.0	0	0
Georgia Tech	0	0	0.0	0	0
TOT	11	245	22.3	1	59

Nick O'Leary

2011					
OPPONENT	REC	YDS	AVG.	TD	LG
La.-Monroe	1	6	6.0	0	6
Charleston-So.	1	10	10.0	0	10
Oklahoma	2	10	5.0	0	6
Clemson	3	23	7.7	0	11
Wake Forest	0	0	0.0	0	0
Duke	1	3	3.0	1	3
Maryland	0	0	0.0	0	0
NC State	1	25	25.0	0	25
Boston College	3	87	29.0	0	58
Miami	0	0	0.0	0	0
Virginia	0	0	0.0	0	0
Florida	0	0	0.0	0	0
Notre Dame	0	0	0.0	0	0
TOT	12	164	13.7	1	58

2012					
OPPONENT	REC	YDS	AVG.	TD	LG
Murray State	2	33	16.5	0	25
Savannah State	--	--	DNP	--	--
Wake Forest	1	11	11.0	0	11
Clemson	3	48	16.0	0	28
USF	4	40	10.0	0	11
NC State	1	4	4.0	1	4
Boston College	0	0	0.0	0	0
Miami	1	8	8.0	0	8
Duke	0	0	0.0	0	0
Virginia Tech	1	16	16.0	0	16
Maryland	3	46	15.3	1	21
Florida	1	6	6.0	1	6
Georgia Tech	2	11	5.5	0	6
Northern Illinois	2	29	14.5	0	13
TOT	21	252	12.0	3	28

2013					
OPPONENT	REC	YDS	AVG.	TD	LG
Pitt	4	47	11.8	3	24
Nevada	2	16	8.0	0	9
Bethune-Cookman	0	0	0.0	0	0
Boston College	1	14	14.0	0	14
Maryland	4	55	13.8	2	25
Clemson	5	161	32.2	0	94
NC State	1	14	14.0	1	14
Miami	3	45	15.0	0	18
Wake Forest	3	37	12.3	0	16
Syracuse	3	55	18.3	1	29
Idaho	1	13	13.0	0	13
Florida	3	52	17.3	0	24
Duke	3	48	16.0	0	21
Auburn	0	0	0.0	0	0
TOT	33	557	16.9	7	94

2014					
OPPONENT	REC	YDS	AVG.	TD	LG
Oklahoma State	3	28	9.3	0	10
The Citadel	5	51	10.2	1	20
Clemson	6	77	13.0	0	21
NC State	0	0	0.0	0	0
Wake Forest	2	22	11.0	0	18
Syracuse	8	97	12.1	1	21
Notre Dame	3	13	4.3	0	7
Louisville	6	76	12.7	0	19
Virginia	0	0	0.0	0	0
Miami	4	42	10.5	0	16
Boston College	3	59	19.7	1	30
Florida	4	52	13.0	2	19
Georgia Tech	3	97	32.3	1	46
TOT	47	614	13.1	6	46

Mario Pender

2014						
OPPONENT	RUSH	YDS	AVG.	TD	LG	
Oklahoma State	3	31	10.3	1	11	
The Citadel	7	38	5.4	0	13	
Clemson	8	15	1.9	1	7	
NC State	--	--	DNP	--	--	
Wake Forest	5	70	14	1	56	
Syracuse	9	46	5.1	1	12	
Notre Dame	--	--	DNP	--	--	
Louisville	--	--	DNP	--	--	
Virginia	--	--	DNP	--	--	
Miami	4	4	1.0	0	4	
Boston College	1	0	0.0	0	0	
Florida	2	-3	-1.5	0	1	
Georgia Tech	--	--	DNP	--	--	
TOT	39	201	5.2	4	56	

Travis Rudolph

2014						
OPPONENT	REC	YDS	AVG.	TD	LG	
Oklahoma State	0	0	0.0	0	0	
The Citadel	0	0	0.0	0	0	
Clemson	--	--	DNP	--	--	
NC State	1	40	40.0	0	40	
Wake Forest	4	66	16.5	1	59	
Syracuse	6	46	7.7	0	15	
Notre Dame	6	80	13.3	1	20	
Louisville	2	76	38.0	1	68	
Virginia	0	0	0.0	0	0	
Miami	4	65	16.3	0	27	
Boston College	3	48	16.0	0	25	
Florida	1	-2	-2.0	0	-2	
Georgia Tech	5	40	8.0	0	11	
TOT	32	459	14.3	3	68	

Karlos Williams

2013						
OPPONENT	RUSH	YDS	AVG.	TD	LG	
Pitt	0	0	0.0	0	0	
Nevada	8	110	13.8	1	65	
Bethune-Cookman	9	83	9.2	2	35	
Boston College	6	22	3.7	1	10	
Maryland	5	29	5.8	2	17	
Clemson	3	19	6.3	0	9	
NC State	13	86	6.6	1	18	
Miami	5	46	9.2	0	21	
Wake Forest	12	49	4.1	1	16	
Syracuse	4	78	19.5	0	56	
Idaho	10	114	11.4	2	45	
Florida	4	14	3.5	0	6	
Duke	7	55	7.9	1	12	
Auburn	5	25	5.0	0	7	
TOT	91	730	8.0	11	65	

2014						
OPPONENT	RUSH	YDS	AVG.	TD	LG	
Oklahoma State	23	66	2.9	0	14	
The Citadel	9	66	7.3	1	20	
Clemson	10	45	4.5	1	13	
NC State	21	126	6.0	3	28	
Wake Forest	11	50	4.8	0	22	
Syracuse	--	--	DNP	--	--	
Notre Dame	8	25	3.1	2	7	
Louisville	16	72	4.5	0	14	
Virginia	21	70	3.3	2	11	
Miami	4	10	2.5	0	4	
Boston College	9	41	4.6	1	15	
Florida	6	38	6.3	0	27	
Georgia Tech	--	--	DNP	--	--	
TOT	138	609	4.4	10	28	

Jesus 'BoBo' Wilson

2013						
OPPONENT	REC	YDS	AVG.	TD	LG	
Pitt	0	0	0.0	0	0	
Nevada	0	0	0.0	0	0	
Bethune-Cookman	0	0	0.0	0	0	
Boston College	--	--	DNP	--	--	
Maryland	0	0	0.0	0	0	
Clemson	0	0	0.0	0	0	
NC State	0	0	0.0	0	0	
Miami	0	0	0.0	0	0	
Wake Forest	1	11	11.0	0	11	
Syracuse	0	0	0.0	0	0	
Idaho	2	12	6.0	0	7	
Florida	0	0	0.0	0	0	
Duke	0	0	0.0	0	0	
Auburn	0	0	0.0	0	0	
TOT	3	23	7.7	0	11	

2014						
OPPONENT	REC	YDS	AVG.	TD	LG	
Oklahoma State	--	--	DNP	--	--	
The Citadel	3	35	11.7	1	16	
Clemson	4	56	14.0	0	36	
NC State	6	109	18.2	2	39	
Wake Forest	4	40	10.0	0	13	
Syracuse	4	22	6.5	1	11	
Notre Dame	4	45	11.3	0	19	
Louisville	3	49	16.3	0	30	
Virginia	5	46	9.2	0	15	
Miami	1	21	21.0	0	21	
Boston College	2	24	12.0	0	15	
Florida	1	8	8.0	0	8	
Georgia Tech	0	0	0.0	0	0	
TOT	37	455	12.3	4	39	

Jameis Winston

2013						
OPPONENT	COMP	ATT	INT	YDS	TD	LG
Pitt	25	27	0	356	4	42
Nevada	15	18	1	214	2	29
B-CU	10	19	0	148	2	24
Boston Coll.	17	27	1	330	4	56
Maryland	23	32	0	393	5	48
Clemson	22	34	1	444	3	94
NC State	16	26	1	292	3	42
Miami	21	29	2	325	1	48
Wake Forest	17	28	1	159	2	18
Syracuse	19	21	0	277	2	34
Idaho	14	25	0	225	4	46
Florida	19	31	1	327	3	56
Duke	19	32	2	330	3	54
Auburn	20	35	0	237	2	49
TOT	257	384	10	4057	40	94

2014						
OPPONENT	COMP	ATT	INT	YDS	TD	LG
Oklahoma State	25	40	2	370	1	62
The Citadel	22	27	0	256	2	46
Clemson	--	--	DNP	--	--	--
NC State	26	38	2	365	4	40
Wake Forest	23	39	1	297	1	59
Syracuse	30	36	0	317	3	44
Notre Dame	23	31	1	273	2	33
Louisville	25	48	3	401	3	68
Virginia	22	35	2	261	1	40
Miami	25	42	1	304	1	29
Boston College	22	32	1	281	1	30
Florida	12	24	4	125	2	30
Georgia Tech	21	30	0	309	3	46
TOT	276	422	17	3559	24	68

PASSING RECORDS

SINGLE-GAME YARDS

	Opponent	Year	Yards	
1.	Chris Weinke	Duke	2000	536
2.	Chris Weinke	Clemson	2000	521
3.	Bill Cappelman	Memphis State	1969	508
4.	Chris Weinke	Miami	2000	496
5.	Peter Tom Willis	Memphis State	1989	482
6.	Thad Busby	NC State	1997	463
7.	Danny Kanell	Virginia	1995	454
8.	Charlie Ward	Florida	1993	446
9.	Jameis Winston	Clemson	2013	444
10.	Chris Weinke	Georgia Tech	2000	443
11.	EJ Manuel	Boston College	2012	439
12.	Bill Cappelman	South Carolina	1968	437
13.	Danny Kanell	Maryland	1994	427
14.	Peter Tom Willis	Nebraska ('90 Fiesta)	1989	422
15.	Danny Kanell	Florida	1994	421
16.	Gary Huff	Houston	1972	409
17.	Jameis Winston	Louisville	2014	401
18.	Thad Busby	Georgia Tech	1997	399
19.	Christian Ponder	North Carolina	2009	395
	Charlie Ward	Maryland	1992	395

SEASON YARDS

	Year	Yards	To Surpass	
1.	Chris Weinke	2000	4167	609
2.	Jameis Winston	2013	4057	499
3.	Jameis Winston	2014	3559	--
4.	EJ Manuel	2012	3392	
5.	Thad Busby	1997	3317	
6.	Drew Weatherford	2005	3208	
7.	Peter Tom Willis	1989	3124	
8.	Chris Rix	2003	3107	
9.	Chris Weinke	1999	3103	
10.	Charlie Ward	1993	3032	
11.	Danny Kanell	1995	2957	
12.	Gary Huff	1972	2893	
13.	Danny Kanell	1994	2781	
14.	Gary Huff	1971	2736	
15.	Chris Rix	2001	2734	
16.	Christian Ponder	2009	2717	
17.	EJ Manuel	2011	2666	
18.	Charlie Ward	1992	2647	
19.	Casey Weldon	1991	2527	
20.	Chris Weinke	1998	2487	

CAREER YARDS

	Years	Yards	To Surpass
1.	Chris Weinke (97-00)	9839	2224
2.	Chris Rix (01-04)	8390	775
3.	EJ Manuel (09-12)	7736	121
4.	Jameis Winston (13-Pr.)	7616	--
5.	Drew Weatherford (05-08)	7567	
6.	Christian Ponder (07-10)	6872	
7.	Gary Huff (70-72)	6378	
8.	Danny Kanell (92-95)	6372	
9.	Thad Busby (94-97)	5916	
10.	Charlie Ward (89-93)	5747	
11.	Bill Cappelman (67-69)	4904	
12.	Casey Weldon (88-91)	4628	
13.	Peter Tom Willis (86-89)	4291	
14.	Jimmy Jordan (76-79)	4144	
15.	Chip Ferguson (85-88)	3846	
16.	Wally Woodham (75, 77-79)	3550	
17.	Kelly Lowrey (80-83)	3469	

SINGLE-GAME COMPLETIONS

	Opponent	Year	Comp.	
1.	Danny Kanell	Georgia Tech	1995	41
2.	Danny Kanell	Florida	1994	40
3.	Charlie Ward	Florida	1993	38
4.	Chris Weinke	Duke	2000	37
	Kim Hammond	Penn State (Gator)	1967	37
6.	Drew Weatherford	Duke	2007	35
	Drew Weatherford	Virginia	2005	35
8.	Christian Ponder	North Carolina	2009	33
9.	Drew Weatherford	Boston College	2006	32
	Chris Weinke	BYU	2000	32
	Danny Kanell	Virginia	1995	32
12.	Charlie Ward	Notre Dame	1993	31
	Bill Cappelman	Memphis State	1969	31
14.	Drew Weatherford	Troy	2006	30
	Thad Busby	Georgia Tech	1997	30
	Chris Rix	Colorado	2003	30
	Jameis Winston	Syracuse	2014	30
18.	Christian Ponder	Boston College	2009	29
	Drew Weatherford	Boston College	2007	29
	Chris Weinke	Miami	2000	29

SEASON COMPLETIONS

	Year	Att.	Comp.	To Surpass
1.	Drew Weatherford	2005	469	276
	Jameis Winston	2014	422	1
3.	Chris Weinke	2000	431	266
4.	Charlie Ward	1993	380	264
5.	EJ Manuel	2012	387	263
6.	Danny Kanell	1995	402	257
	Jameis Winston	2013	384	257
8.	Thad Busby	1997	390	235
9.	Chris Weinke	1999	377	232
10.	Christian Ponder	2009	330	227
	Danny Kanell	1994	380	227
12.	Chris Rix	2003	382	216
13.	Peter Tom Willis	1989	346	211
14.	Gary Huff	1972	385	206
15.	Charlie Ward	1992	365	204
16.	EJ Manuel	2011	311	203
17.	Casey Weldon	1991	313	189
18.	Christian Ponder	2010	299	184
	Gary Huff	1971	327	184
20.	Bill Cappelman	1969	344	183

CAREER COMPLETIONS

	Years	Att.	Comp.	To Surpass
1.	Chris Weinke (97-00)	1107	650	118
2.	Drew Weatherford (05-08)	1128	644	112
3.	EJ Manuel (09-12)	897	600	68
4.	Christian Ponder (07-10)	985	596	64
5.	Chris Rix (01-04)	1042	575	43
6.	Jameis Winston (13-Pr.)	806	533	--
7.	Danny Kanell (92-95)	851	529	
8.	Charlie Ward (89-93)	759	473	
9.	Gary Huff (70-72)	796	436	
10.	Thad Busby (94-97)	715	421	
11.	Bill Cappelman (67-69)	636	349	
12.	Casey Weldon (88-91)	545	323	
13.	Peter Tom Willis (86-89)	500	304	
14.	Jimmy Jordan (76-79)	595	298	
15.	Chip Ferguson (85-88)	496	281	
16.	Wally Woodham (75, 77-79)	476	273	
17.	Kelly Lowrey (80-83)	464	252	
	Steve Tensi (62-64)	472	252	
19.	Rick Stockstill (77-81)	447	250	
20.	Danny McManus (83-87)	455	248	

SEASON TD PASSES

	Year	TDs	To Surpass	
1.	Jameis Winston	2013	40	17
2.	Chris Weinke	2000	33	10
3.	Danny Kanell	1995	32	9
4.	Charlie Ward	1993	27	4
5.	Chris Weinke	1999	25	2
	Thad Busby	1997	25	2
	Gary Huff	1972	25	2
	Bill Cappelman	1968	25	2
9.	Chris Rix	2001	24	1
	Jameis Winston	2014	24	-
11.	EJ Manuel	2012	23	
	Chris Rix	2003	23	
	Gary Huff	1971	23	
14.	Charlie Ward	1992	22	
	Casey Weldon	1991	22	
16.	Christian Ponder	2010	20	
	Peter Tom Willis	1989	20	
18.	Chris Weinke	1998	19	
19.	EJ Manuel	2011	18	
	Drew Weatherford	2005	18	

CAREER TD PASSES

	Years	TDs	To Surpass
1.	Chris Weinke (97-00)	79	16
2.	Jameis Winston (13-Pr.)	64	--
3.	Chris Rix (01-04)	63	
4.	Danny Kanell (92-95)	57	
5.	Gary Huff (70-72)	52	
6.	Charlie Ward (89-93)	49	
7.	EJ Manuel (09-12)	47	
8.	Thad Busby (94-97)	46	
9.	Christian Ponder (07-10)	45	
10.	Casey Weldon (88-91)	41	
11.	Jimmy Jordan (76-79)	39	
	Bill Cappelman (67-69)	39	
13.	Drew Weatherford (04-07)	37	
14.	Chip Ferguson (85-88)	34	
15.	Peter Tom Willis (86-89)	33	
16.	Steve Tensi (62-64)	28	
17.	Rick Stockstill (77, 79-81)	26	
18.	Danny McManus (84-87)	25	
19.	Kelly Lowrey (79-83)	24	
20.	Wally Woodham (75-79)	22	

RUSHING RECORDS

SINGLE-GAME YARDS

	Opponent	Year	Yards	
1.	Greg Allen	Western Carolina	1981	322
2.	Sammie Smith	East Carolina	1987	244
3.	Greg Allen	Arizona State	1984	223
4.	Sammie Smith	Tulane	1988	212
	Victor Floyd	South Carolina	1985	212
6.	Sammie Smith	Indiana (All-American)	1986	205
7.	Greg Allen	Louisiana State	1981	202
8.	Greg Allen	Louisiana State	1983	201
	Tony Smith	Oklahoma State	1982	201
10.	Chris Thompson	Wake Forest	2012	197
11.	Leon Washington	West Virginia	2004	195
12.	Greg Jones	Miami	2002	189
	Sammie Smith	Miami	1987	189
14.	Sam Platt	Memphis State	1980	188
15.	Jermaine Thomas	NC State	2009	186
16.	Warrick Dunn	Florida	1996	185
17.	Warrick Dunn	Miami	1995	184
18.	Warrick Dunn	Clemson	1995	180
19.	Dalvin Cook	Georgia Tech	2014	177
20.	Warrick Dunn	Georgia Tech	1994	174

SEASON YARDS

	Year	Att.	Yards	
1.	Warrick Dunn	1995	166	1242
2.	Sammie Smith	1987	172	1230
3.	Warrick Dunn	1996	189	1180
4.	Greg Allen	1983	200	1134
5.	Warrick Dunn	1994	152	1026
6.	Larry Key	1977	239	1117
7.	Devonta Freeman	2013	173	1016
8.	Mark Lyles	1979	225	1011
9.	Leon Washington	2004	132	988
10.	Sam Platt	1980	224	983
11.	Amp Lee	1991	186	977
12.	Greg Allen	1984	133	971
13.	Lorenzo Booker	2004	173	948
14.	Hodges Mitchell	1972	192	944
15.	Greg Jones	2002	161	938
--	Dalvin Cook	2014	155	905

CAREER YARDS

	Years	Att.	Yards	
1.	Warrick Dunn	(93-96)	575	3959
2.	Greg Allen	(81-84)	624	3769
3.	Travis Minor	(97-00)	664	3218
4.	Larry Key	(74-77)	625	2953
5.	Sammie Smith	(85-88)	411	2539
6.	Greg Jones	(00-03)	480	2535
7.	Lorenzo Booker	(03-06)	477	2389
8.	Devonta Freeman	(11-13)	404	2255
	Antone Smith	(05-08)	493	2255
10.	Mark Lyles	(76-79)	515	2218
11.	Sean Jackson	(90-93)	347	2133
12.	Amp Lee	(89-91)	405	2092
13.	Jermaine Thomas	(08-11)	379	2083
14.	Leon Washington	(01-05)	369	2078
15.	Dexter Carter	(86-89)	327	1788
16.	Chris Thompson	(09-12)	277	1735
17.	Tom Bailey	(68-70)	381	1714
18.	Hodges Mitchell	(72-73)	363	1613
19.	Ricky Williams	(79-82)	320	1605
20.	Victor Floyd	(85-88)	265	1548

SEASON RUSHING TOUCHDOWNS

	Year	TDs	To Surpass	
1.	Greg Allen	1982	20	11
2.	Amp Lee	1990	16	7
3.	Antone Smith	2008	15	6
	Dayne Williams	1987	15	6
5.	Devonta Freeman	2013	14	5
6.	Warrick Dunn	1995	13	4
	Greg Allen	1983	13	4
8.	Warrick Dunn	1996	12	3
	Pooh Bear Williams	1995	12	3
10.	Karlos Williams	2013	11	2
	James Wilder Jr.	2012	11	2
	Zack Crockett	1994	11	2
	Amp Lee	1991	11	2
14.	Karlos Williams	2014	10	--
15.	Jermaine Thomas	2009	9	
	Travis Minor	1997	9	
	Rock Preston	1994	9	
	William Floyd	1992	9	

CAREER RUSHING TOUCHDOWNS

	Years	TDs	To Surpass	
1.	Greg Allen	(81-84)	44	24
2.	Warrick Dunn	(93-96)	37	17
3.	Amp Lee	(89-91)	30	10
	Devonta Freeman	(11-13)	30	10
5.	Travis Minor	(97-00)	28	8
6.	Antone Smith	(05-08)	26	6
7.	Dayne Williams	(86-88)	24	4
8.	Greg Jones	(00-03)	23	3
9.	Karlos Williams	(11-Pr.)	21	-
10.	James Wilder Jr.	(11-13)	20	
	Mark Lyles	(76-79)	20	
12.	Jermaine Thomas	(08-11)	19	
13.	Lonnie Pryor	(09-12)	18	
14.	Rock Preston	(94-96)	17	
	Pooh Bear Williams	(93, 95-96)	17	
	Dexter Carter	(86-89)	17	
17.	William McCray	(97-01)	16	
	William Floyd	(91-93)	16	
19.	Lorenzo Booker	(03-06)	15	
	Sammie Smith	(86-88)	15	

RECEIVING RECORDS

SINGLE-GAME RECEPTIONS

	Opponent	Year	Rec.	
1.	Ron Sellers	South Carolina	1968	16
2.	Ron Sellers	Wake Forest	1968	14
	Ron Sellers	Houston	1968	14
	Ron Sellers	Penn State (Gator)	1967	14
5.	Lawrence Dawsey	Miami	1990	13
	Kent Gaydos	Houston	1969	13
	Ron Sellers	Memphis State	1968	13
	Ron Sellers	Alabama	1967	13
	Ron Sellers	Virginia Tech	1966	13
	Fred Biletnikoff	Oklahoma ('65 Gator)	1964	13
	Rashad Greene	Virginia	2014	13

SEASON RECEPTIONS

	Year	Rec.	
1.	Rashad Greene	2014	93
2.	Ron Sellers	1968	86
3.	Rashad Greene	2013	76
4.	Kez McCorvey	1993	74
5.	Peter Warrick	1999	71
	Andre Cooper	1995	71
7.	Ron Sellers	1967	70
8.	Barry Smith	1972	69
9.	Anquan Boldin	2002	65
	Lawrence Dawsey	1990	65
11.	Snoop Minnis	2000	63
12.	Preston Parker	2007	62
	Rhett Dawson	1971	62
14.	Rod Owens	2009	61
	Peter Warrick	1998	61
16.	Bert Reed	2009	60
	E.G. Green	1995	60
18.	Kez McCorvey	1994	59
19.	Bert Reed	2010	58
20.	Rashad Greene	2012	57
	Fred Biletnikoff	1964	57

CAREER RECEPTIONS

	Years	Rec.	
1.	Rashad Greene	(11-Pr.)	264
2.	Ron Sellers	(66-68)	212
3.	Peter Warrick	(96-99)	207
4.	Kez McCorvey	(91-94)	189
5.	Bert Reed	(08-11)	170
6.	E.G. Green	(94-97)	166
7.	Greg Carr	(05-08)	148
8.	Chris Davis	(03-06)	137
9.	Mike Shumann	(73-75, 77)	134
10.	De'Cody Fagg	(04-07)	132
	Andre Cooper	(93-96)	132
	Warrick Dunn	(93-96)	132
13.	Lawrence Dawsey	(87-90)	128
	Rhett Dawson	(69-71)	128
15.	Kenny Shaw	(10-13)	124
16.	Craphonso Thorpe	(01-04)	123
17.	Barry Smith	(70-72)	119
18.	Anquan Boldin	(99-02)	118
19.	Snoop Minnis	(97-00)	115
20.	Lorenzo Booker	(02-06)	114

SINGLE GAME RECEIVING YARDS

	Opponent	Year	Yards	
1.	Ron Sellers	Wake Forest	1968	260
2.	Ron Sellers	South Carolina	1968	259
3.	Peter Warrick	Clemson	1997	249
4.	Ron Sellers	Virginia Tech	1967	229
5.	Ron Sellers	Memphis State	1968	218
6.	Craphonso Thorpe	Notre Dame	2003	217
7.	Ron Sellers	Houston	1968	214
8.	Kelvin Benjamin	Florida	2013	212
9.	Kez McCorvey	Duke	1994	207
10.	Craphonso Thorpe	Colorado	2003	205
11.	Rashad Greene	Oklahoma State	2014	203
12.	Rod Owens	North Carolina	2009	199
13.	Javon Walker	Virginia Tech	2001	195
14.	Fred Biletnikoff	Oklahoma ('65 Gator)	1964	192
15.	Peter Warrick	Miami	1998	190
16.	Snoop Minnis	Florida	2000	187
17.	E.G. Green	NC State	1997	184
18.	Andre Cooper	Maryland	1995	182
	Fred Biletnikoff	Virginia Tech	1964	182
20.	Chauncey Stovall	Florida	2004	181

SEASON RECEIVING YARDS

	Year	Yards	To Surpass	
1.	Ron Sellers	1968	1496	191
2.	Snoop Minnis	2000	1340	35
3.	Rashad Greene	2014	1306	--
4.	Barry Smith	1972	1243	
5.	Peter Warrick	1998	1232	
6.	Ron Sellers	1967	1228	
7.	Rashad Greene	2013	1128	
8.	E.G. Green	1997	1059	
9.	Kelvin Benjamin	2013	1011	
	Anquan Boldin	2002	1011	
11.	E.G. Green	1995	1007	
12.	Andre Cooper	1995	1002	
13.	Lawrence Dawsey	1990	999	
14.	Craphonso Thorpe	2003	994	
15.	Fred Biletnikoff	1964	987	
16.	Kez McCorvey	1993	966	
17.	Rhett Dawson	1970	946	
18.	Javon Walker	2001	944	
19.	Peter Warrick	1999	934	
20.	Kenny Shaw	2013	933	

CAREER RECEIVING YARDS

	Years	Yards	
1.	Rashad Greene	(11-Pr.)	3771
2.	Ron Sellers	(66-68)	3598
3.	Peter Warrick	(96-99)	3517
4.	E.G. Green	(94-97)	2920
5.	Kez McCorvey	(91-94)	2660
6.	Greg Carr	(05-08)	2574
7.	Barry Smith	(70-72)	2392
8.	Mike Shumann	(73-75, 77)	2306
9.	Craphonso Thorpe	(01-04)	2153
10.	Lawrence Dawsey	(87-90)	2129
11.	Jessie Hester	(81-84)	2100
12.	Snoop Minnis	(97-00)	2098
13.	Bert Reed	(08-11)	2022
14.	Kenny Shaw	(10-13)	1919
15.	Rhett Dawson	(69-71)	1915
16.	Chris Davis	(03-06)	1842
17.	Andre Cooper	(93-96)	1810
18.	Anquan Boldin	(99-02)	1790
19.	Hassan Jones	(82-85)	1764
20.	Jackie Flowers	(76-79)	1697

SEASON TD CATCHES

	Year	TDs
1. Andre Cooper	1995	15
Kelvin Benjamin	2013	15
3. Anquan Boldin	2002	13
Barry Smith	1972	13
5. Greg Carr	2006	12
Peter Warrick	1998	12
Ron Sellers	1968	12
8. Craphonso Thorpe	2003	11
Talman Gardner	2001	11
Snoop Minnis	2000	11
E.G. Green	1997	11
Fred Biletnikoff	1964	11
13. Atrewns Bell	2000	10
E.G. Green	1995	10
15. Rashad Greene	2013	9
Greg Carr	2005	9
Lawrence Dawsey	1988	9
Jessie Hester	1984	9
19. Talman Gardner	2002	8
Peter Warrick	1999	8
Peter Warrick	1997	8
Terry Anthony	1989	8
Terry Anthony	1988	8
Ron Sellers	1967	8

CAREER TD CATCHES

	Year	TDs	To Surpass
1. Peter Warrick	(96-99)	31	3/15
2. Greg Carr	(05-08)	29	1/14
E.G. Green	(94-97)	29	1/14
Rashad Greene	(11-Pr.)	29	14
5. Barry Smith	(70-72)	25	9
6. Andre Cooper	(93-96)	24	8
7. Ron Sellers	(66-68)	23	7
8. Anquan Boldin	(99-02)	21	5
Jessie Hester	(81-84)	21	5
10. Lawrence Dawsey	(87-90)	20	4
11. Talman Gardner	(99-02)	19	3
Kelvin Benjamin	(12-Pr.)	19	3
13. Craphonso Thorpe	(01-04)	18	2
14. Snoop Minnis	(99-00)	17	1
Terry Anthony	(86-89)	17	1
Hassan Jones	(82-85)	17	1
Nick O'Leary	(11-Pr.)	17	-
18. Kez McCorvey	(91-94)	16	
Mike Shumann	(73-75, 77)	16	
Fred Biletnikoff	(62-64)	16	

INDIVIDUAL GAME RECORDS

Passing		
Most Touchdown Passes:	6	Peter Tom Willis vs. Memphis State, 1989
	6	Chris Weinke vs. Maryland, 1999
Passing Yards:	536	Chris Weinke vs. Duke, 2000
Completions:	41	Danny Kanell vs. Georgia Tech, 1995
Attempts:	67	Danny Kanell vs. Virginia, 1995
Completion Pct.	92.6	Jameis Winston at Pitt, 2013
Rushing		
Most Rushing Yards:	322	Greg Allen vs. Western Carolina, 1981
Most Rushes:	34	Travis Minor vs. Texas A&M, 1998
Rushing TDs:	4	Antone Smith vs. Miami, 2008
	4	Greg Allen vs. Louisville, 1982
	4	Greg Allen vs. South Carolina, 1982
Most All-Purpose Yards:	417	Greg Allen vs. Western Carolina, 1981
Receiving		
Receptions:	16	Ron Sellers vs. South Carolina, 1968
Receiving Yards:	260	Ron Sellers vs. Wake Forest, 1968
Receiving TDs:	5	Ron Sellers vs. Wake Forest, 1968
Defense		
Most Tackles:	29	Dale McCullers vs. Texas A&M, 1968
Most Sacks:	6	Dale McCullers vs. Memphis State, 1967
Most TFLs:	6	Dale McCullers vs. Memphis State, 1967
Interceptions:	4	Mario Edwards vs. Wake Forest, 1998

DEFENSE RECORDS

SEASON TACKLES

	Year	Solo	Ast	Total
1. Aaron Carter	1977	82	99	181
2. Dale McCullers	1967	108	72	180
3. Reggie Herring	1980	92	78	170
4. Dale McCullers	1968	102	61	163
5. Henry Taylor	1984	80	79	159
6. Jimmy Heggins	1977	67	90	157
7. Paul McGowan	1987	97	53	150

CAREER TACKLES

	Years	Total
1. Aaron Carter	(74-77)	512
2. Ron Simmons	(77-80)	483
3. Reggie Herring	(77-80)	452
4. Paul McGowan	(84-87)	446
5. Kirk Carruthers	(88-91)	435
6. Michael Boulware	(00-03)	377
7. Ken Roe	(80-83)	373
8. Marvin Jones	(90-92)	369
9. Darvl Bush	(94-97)	362
10. Kendyll Pope	(00-03)	352
11. Henry Taylor	(81-84)	344
12. Bradley Jennings	(98-01)	341
13. Sam Cowart	(93-97)	338

SEASON QUARTERBACK SACKS

	Year	Sacks
1. Peter Boulware	1996	19
2. Andre Wadsworth	1997	16
3. Brandon Jenkins	2010	13.5
Everette Brown	2008	13.5
Reinard Wilson	1996	13.5
6. Bjoern Werner	2012	13
Alonzo Jackson	2002	13
8. Jamal Reynolds	2000	12
Ron Simmons	1977	12
10. Cornellius Carradine	2012	11
Reinard Wilson	1994	11
Carl Simpson	1991	11
13. Anthony Moss	1990	10.5
14. Greg Spires	1997	10
Peter Boulware	1995	10
Willie Jones	1978	10
17. Brodrick Bunkley	2005	9
Reinard Wilson	1995	9
Carl Simpson	1992	9
20. Shelton Thompson	1989	8.5

CAREER QUARTERBACK SACKS

	Years	Sacks
1. Reinard Wilson	(93-96)	35.5
2. Peter Boulware	(94-96)	34
3. Ron Simmons	(77-80)	25
4. Bjoern Werner	(10-12)	23.5
Jamal Reynolds	(97-00)	23.5
6. Everette Brown	(06-08)	23
Alonzo Jackson	(99-02)	23
Andre Wadsworth	(94-97)	23
9. Brandon Jenkins	(09-12)	22.5
10. Carl Simpson	(90-92)	21.5
Anthony Moss	(87-90)	21.5

SEASON TACKLES FOR LOSS

	Year	TFLs
1. Brodrick Bunkley	2005	25
2. Darnell Dockett	2001	22
3. Brandon Jenkins	2010	21.5
Everette Brown	2008	21.5
5. Corey Simon	1999	21
6. Darnell Dockett	2000	19
David Warren	2000	19
Andre Wadsworth	1997	19
9. Alonzo Jackson	2002	18.5
10. Bjoern Werner	2012	18
Lawrence Timmons	2006	18
Travis Johnson	2004	18
13. Geno Hayes	2007	17.5
14. Darnell Dockett	2003	17
Ron Simmons	1979	17
16. Corey Simon	1998	16
17. Derek Nicholson	2008	15
Kevin Emanuel	2002	15
Jamal Reynolds	2000	15

CAREER TACKLES FOR LOSS

	Years	TFLs
1. Darnell Dockett	(00-03)	85
2. Everette Brown	(06-08)	46.5
3. Corey Simon	(96-99)	44
Ron Simmons	(77-80)	44
5. Travis Johnson	(01-04)	42.5
6. Kevin Emanuel	(00-03)	41
7. Brandon Jenkins	(09-11)	37.5
8. Brodrick Bunkley	(02-05)	37
9. Jamal Reynolds	(97-00)	33
10. Bjoern Werner	(10-12)	35
11. Dekoda Watson	(06-09)	32.5
Alonzo Jackson	(99-02)	32.5
13. Jeff Womble	(00-03)	32
Jerry Johnson	(96-99)	32
Paul McGowan	(84-87)	32
16. Eric Moore	(01-04)	30.5
17. Geno Hayes	(05-07)	29.5
18. Telvin Smith	(10-13)	29
19. Markus White	(09-10)	28.5
20. Marvin Jones	(90-92)	27

SEASON INTERCEPTIONS

	Year	Ints
1. Terrell Buckley	1991	12
2. Monk Bonasorte	1979	8
Curt Campbell	1951	8
4. Samari Rolle	1997	7
Corey Sawyer	1992	7
LeRoy Butler	1989	7
7. Patrick Robinson	2007	6
Tay Cody	2000	6
Mario Edwards	1998	6
Corey Sawyer	1993	6
Terrell Buckley	1990	6
Larry Harris	1982	6
Bobby Butler	1979	6
J.T. Thomas	1970	6
Winfred Bailey	1964	6
Bud Whitehead	1959	6
Lee Corso	1954	6
Tom Feamster	1954	6
Tommy Brown	1952	6
Ted Hewitt	1949	6

CAREER INTERCEPTIONS

	Years	Ints
1. Terrell Buckley	(89-91)	21
2. Monk Bonasorte	(77-80)	15
3. Deion Sanders	(85-88)	14
Lee Corso	(53-56)	14
5. Corey Sawyer	(91-93)	13
6. Tay Cody	(97-00)	12
Samari Rolle	(94-97)	12
Brian McCrary	(81-84)	12
Keith Jones	(78-80)	12
Curt Campbell	(50-52)	12
11. Eric Williams	(84-87)	11
Bobby Butler	(77-80)	11
Walt Sumner	(66-68)	11
Ted Hewitt	(48-50)	11
15. Pat Watkins	(02-05)	10
Dedrick Dodge	(85-89)	10
Bobby Jackson	(74-77)	10
J.T. Thomas	(70-72)	10
19. Tony Carter	(05-08)	9
Chris Hope	(98-01)	9
Leon Fowler	(88-92)	9
LeRoy Butler	(86-89)	9
Stan Shiver	(84-88)	9
Larry Harris	(80-83)	9
Harvey Clayton	(79-82)	9
John Crowe	(66-68)	9
Bud Whitehead	(58-60)	9
Tommy Brown	(50-52)	9
Ralph Chaudron	(47-49)	9



**FLORIDA STATE
BOWL HISTORY**

An aerial photograph of a large football stadium at night, filled with spectators. The field is illuminated by bright lights, and the stands are packed with fans. The text "FLORIDA STATE BOWL HISTORY" is overlaid in large, bold, maroon letters.

ALL-TIME BOWL RECORDS



Graham Gano, 2008 Champs Sports Bowl MVP, has the highest punt avg in a bowl game.

INDIVIDUAL

SCORING

MOST POINTS SCORED

24	Fred Biletnikoff vs. Oklahoma, Gator (Jan. 2, 1965)
20	Andre Cooper vs. Notre Dame, Orange (Jan. 1, 1996)
20	Peter Warrick vs. Virginia Tech, Sugar (Jan. 4, 2000)
18	Rhett Dawson vs. Arizona State, Fiesta (Dec. 27, 1971)

MOST TOUCHDOWNS

4	Fred Biletnikoff vs. Oklahoma, Gator (Jan. 2, 1965)
3	Rhett Dawson vs. Arizona State, Fiesta (Dec. 27, 1971)
3	Andre Cooper vs. Notre Dame, Orange (Jan. 1, 1996)
3	Peter Warrick vs. Virginia Tech, Sugar (Jan. 4, 2000)

MOST RUSHING TOUCHDOWNS

2	Red Parish vs. Wofford, Cigar (Jan. 2, 1950)
2	Greg Allen vs. West Virginia, Gator (Dec. 30, 1982)
2	Sammie Smith vs. Indiana, All American (Dec. 31, 1986)
2	Tanner Holloman vs. Indiana, All American (Dec. 31, 1986)
2	Amp Lee vs. Penn State, Blockbuster (Dec. 28, 1990)
2	William McCray vs. Ohio State, Sugar (Jan. 1, 1998)
2	Lorenzo Booker vs. UCLA, Emerald (Dec. 27, 2006)
2	Drew Weatherford vs. Kentucky, Music City (Dec. 31, 2007)
2	Jermaine Thomas vs. West Virginia, Gator (Jan. 1, 2010)
2	Lonnie Pryor vs. Northern Illinois, Orange (Jan. 1, 2013)

LONGEST RUSHING TOUCHDOWN

69	Leon Washington vs. West Virginia, Gator (Jan. 1, 2005)
60	Lonnie Pryor vs. Northern Illinois, Orange (Jan. 1, 2013)
37	Lonnie Pryor vs. Northern Illinois, Orange (Jan. 1, 2013)
29	Greg Allen vs. West Virginia, Gator (Dec. 30, 1982)
27	Chris Thompson vs. S. Carolina, Chick-fil-A (Dec. 31, 2010)

MOST PASSING TOUCHDOWNS

5	Steve Tensi vs. Oklahoma, Gator (Jan. 2, 1965)
5	Peter Tom Willis vs. Nebraska, Fiesta (Jan. 1, 1990)
4	Danny Kanell vs. Notre Dame, Orange (Jan. 1, 1996)
4	Chris Weinke vs. Virginia Tech, Sugar (Jan. 4, 2000)

LONGEST PASSING TOUCHDOWN

77	Chris Rix vs. Javon Walker vs. Virginia Tech, Gator (Jan. 1, 2002)
73	Warrick Dunn to O'Mar Ellison vs. Florida, Sugar (Jan. 2, 1995)
64	Chris Weinke to Peter Warrick vs. Virginia Tech, Sugar (Jan. 4, 2000)

MOST RECEIVING TOUCHDOWNS

4	Fred Biletnikoff vs. Oklahoma, Gator (Jan. 2, 1965)
3	Rhett Dawson vs. Arizona State, Fiesta (Dec. 27, 1971)
3	Andre Cooper vs. Notre Dame, Orange (Jan. 1, 1996)

MOST FIELD GOALS MADE

4	Dustin Hopkins vs. S. Carolina, Chick-fil-A (Dec. 31, 2010)
4	Dustin Hopkins vs. West Virginia, Gator (Jan. 1, 2010)
4	Scott Bentley vs. Nebraska, Orange (Jan. 1, 1994)
3	Frank Fontes vs. Arizona State, Fiesta (Dec. 27, 1971)
3	Dan Mowrey vs. Florida, Sugar (Jan. 2, 1995)
3	Xavier Beitia vs. Virginia Tech, Gator (Jan. 1, 2002)
3	Xavier Beitia vs. West Virginia, Gator (Jan. 1, 2005)
3	Gary Cismesia vs. UCLA, Emerald (Dec. 26, 2006)

NON-OFFENSIVE SCORING PLAYS

100-yard kickoff return	by Kermit Whitfield vs. Auburn vs. BCS NC (Jan. 6, 2014)
95-yard kickoff return	by Billy Allen vs. West Virginia, Gator (Dec. 30, 1982)
93-yard kickoff return	by Larry Key vs. Texas Tech, Tangerine (Dec. 23, 1977)
87-yard punt return	by Willie Reid vs. Penn State, Orange (Jan. 3, 2006)
86-yard interception return	by Tony Carter vs. UCLA, Emerald (Dec. 26, 2006)
75-yard fumble recovery	by Derek Nicholson vs. Wisconsin, Champs Sports (Dec. 27, 2008)
69-yard interception return	by Howard Ehler vs. Oklahoma, Gator (Jan. 2, 1965)
59-yard punt return	by Peter Warrick vs. Virginia Tech, Sugar (Jan. 4, 2000)
51-yard fumble recovery	by Dekoda Watson vs. Wisconsin, Champs Sports (Dec. 27, 2008)
25-yard blocked punt return	by Lawrence Timmons vs. UCLA, Emerald (Dec. 26, 2006)
24-yard interception return	by Tony Carter vs. Kentucky, Music City (Dec. 31, 2007)
14-yard blocked punt return	by Joe Wessel vs. Georgia, Citrus (Dec. 22, 1984)
6-yard blocked punt return	by Jeff Chaney vs. Virginia Tech, Sugar (Jan. 4, 2000)
0-yard fumble recovery in the endzone	by Bobby Butler vs. Oklahoma, Orange (Jan. 1, 1981)
Safety	by Reinard Wilson vs. Notre Dame, Orange (Jan. 1, 1996)
Safety	by Stanford Samuels vs. Oklahoma, Orange (Jan. 3, 2001)

PASSING

MOST PASSING YARDS

422	Peter Tom Willis vs. Nebraska, Fiesta (Jan. 1, 1990)
375	Danny McManus vs. Nebraska, Fiesta (Jan. 1, 1988)
362	Kim Hammond vs. Penn State, Gator (Dec. 30, 1967)

MOST PASSING ATTEMPTS

53	Kim Hammond vs. Penn State, Gator (Dec. 30, 1967)
51	Danny McManus vs. Nebraska, Fiesta (Jan. 1, 1988)
51	Chris Weinke vs. Oklahoma, Orange (Jan. 3, 2001)

MOST PASS COMPLETIONS

37	Kim Hammond vs. Penn State, Gator (Dec. 30, 1967)
28	Danny McManus vs. Nebraska, Fiesta (Jan. 1, 1988)
26	EJ Manuel vs. Northern Illinois, Orange (Jan. 1, 2013)

MOST YARDS PER PASS COMPLETION

27.2	Chris Rix vs. Virginia Tech, Gator (Jan. 1, 2002)
23.9	Kim Hammond vs. Wyoming, Sun (Dec. 24, 1966)
20.6	Wally Woodham vs. Texas Tech, Tangerine (Dec. 23, 1977)

LONGEST TOUCHDOWN PASS

77	Chris Rix vs. Virginia Tech, Gator (Jan. 1, 2002)
73	Warrick Dunn vs. Florida, Sugar (Jan. 2, 1995)
64	Chris Weinke vs. Virginia Tech, Sugar (Jan. 4, 2000)

RUSHING

MOST NET RUSHING YARDS

205	Sammie Smith vs. Indiana, All American (Dec. 31, 1986)
201	Tony Smith vs. Oklahoma State, Gator (Dec. 30, 1985)
193	Leon Washington vs. West Virginia, Gator (Jan. 1, 2005)

MOST RUSHING ATTEMPTS

27	Phil Spooner vs. Oklahoma, Gator (Jan. 2, 1965)
27	Sean Jackson vs. Texas AGM, Cotton (Jan. 1, 1992)
25	Sammie Smith vs. Indiana, All American (Dec. 31, 1986)
25	Chris Thompson vs. S. Carolina, Chick-fil-A (Dec. 31, 2010)
25	Jermaine Thomas vs. West Virginia, Gator (Jan. 1, 2010)

MOST NET YARDS PER RUSHING ATTEMPT*

16.1	Leon Washington vs. West Virginia, Gator (Jan. 1, 2005)
9.2	Greg Allen vs. West Virginia, Gator (Dec. 30, 1982)
8.4	Tony Smith vs. Oklahoma State, Gator (Dec. 30, 1985)

* minimum 10 carries

RECEIVING

MOST RECEIVING YARDS

195	Javon Walker vs. Virginia Tech, Gator (Jan. 1, 2002)
192	Fred Biletnikoff vs. Oklahoma, Gator (Jan. 2, 1965)
176	E.G. Green vs. Ohio State, Sugar (Jan. 1, 1998)

MOST RECEPTIONS

14	Ron Sellers vs. Penn State, Gator (Dec. 30, 1967)
13	Fred Biletnikoff vs. Oklahoma, Gator (Jan. 2, 1965)
12	Bill Moremen vs. Penn State, Gator (Dec. 30, 1967)
9	Rashad Greene vs. Auburn, BCS NC (Jan. 6, 2014)

MOST YARDS PER RECEPTION*

48.8	Javon Walker vs. Virginia Tech, Gator (Jan. 1, 2002)
26.7	Ron Sellers vs. Wyoming, Sun (Dec. 24, 1966)
25.5	O'Mar Ellison vs. Florida, Sugar (Jan. 2, 1995)

* minimum four receptions

LONGEST TOUCHDOWN RECEPTION

77	Javon Walker vs. Virginia Tech, Gator (Jan. 1, 2002)
73	O'Mar Ellison vs. Florida, Sugar (Jan. 2, 1995)
64	Peter Warrick vs. Virginia Tech, Sugar (Jan. 4, 2000)

PUNTING

MOST PUNTING YARDS

447	Keith Cottrell vs. Oklahoma, Orange (Jan. 3, 2001)
380	Rohn Stark vs. Oklahoma, Orange (Jan. 1, 1980)
378	Shawn Powell vs. Notre Dame, Champs (Dec. 29, 2011)

FLORIDA STATE FOOTBALL

MOST PUNT ATTEMPTS

10	Keith Cottrell vs. Oklahoma, Orange (Jan. 3, 2001)
9	Bill Cheshire vs. LSU, Peach (Dec. 30, 1968)
9	Rohn Stark vs. Oklahoma, Orange (Jan. 1, 1980)
9	Keith Cottrell vs. Tennessee, Fiesta (Jan. 4, 1999)
9	Chris Hall vs. Penn State, Orange (Jan. 3, 2006)

HIGHEST PUNTING AVERAGE*

48.2	Graham Gano vs. Wisconsin, Champs (Dec. 27, 2008)
47.5	Louis Berry vs. Oklahoma State, Gator (Dec. 30, 1985)
47.2	Shawn Powell vs. Notre Dame, Champs (Dec. 29, 2011)

* minimum four punts

LONGEST PUNT

70	Rohn Stark vs. Oklahoma, Orange (Jan. 1, 1980)
----	--

PUNT RETURNS

MOST PUNT RETURN YARDS

180	Willie Reid vs. Penn State, Orange (Jan. 3, 2006)
68	Leon Washington vs. Georgia, Sugar (Jan. 1, 2003)
57	Peter Warrick vs. Virginia Tech, Sugar (Jan. 4, 2000)

MOST PUNT RETURNS

7	Willie Reid vs. Penn State, Orange (Jan. 3, 2006)
4	Terrell Buckley vs. Texas A&M, Cotton (Jan. 1, 1992)
4	Leon Washington vs. Georgia, Sugar (Jan. 1, 2003)

HIGHEST PUNT RETURN AVERAGE*

25.7	Willie Reid vs. Penn State, Orange (Jan. 3, 2006)
17.0	Leon Washington vs. Georgia, Sugar (Jan. 1, 2003)
10.7	Peter Warrick vs. Florida, Sugar (Jan. 2, 1997)

* minimum three attempts

LONGEST PUNT RETURN

87	Willie Reid vs. Penn State, Orange (Jan. 3, 2006)
59	Peter Warrick vs. Virginia Tech, Sugar (Jan. 4, 2000)
51	Peter Warrick vs. Tennessee, Fiesta (Jan. 4, 1999)

KICKOFF RETURNS

MOST KICKOFF RETURN YARDS

172	Kermit Whitfield vs. Auburn, BCS NC (Jan. 6, 2014)
143	Barry Smith vs. Arizona State, Fiesta (Dec. 27, 1971)
131	Larry Key vs. Texas Tech, Tangerine (Dec. 23, 1977)

MOST KICKOFF RETURNS

5	Barry Smith vs. Arizona State, Fiesta (Dec. 27, 1971)
5	Michael Ray Garvin vs. UCLA, Emerald (Dec. 27, 2006)
4	Billy Graham vs. Texas Western, Sun (Jan. 1, 1955)
4	Don Pederson vs. LSU, Peach (Dec. 30, 1968)
4	Kelly Burney vs. Oklahoma, Orange (Jan. 1, 1980)
4	Keith Ross vs. Oklahoma State, Gator (Dec. 30, 1985)
4	Keith Ross vs. Indiana, All America (Dec. 31, 1986)
4	Laveranues Coles vs. Florida, Sugar (Jan. 2, 1997)
4	Michael Ray Garvin vs. Wisconsin, Champs (Dec. 27, 2008)
4	Kermit Whitfield vs. Auburn, BCS NC (Jan. 6, 2014)

HIGHEST KICKOFF RETURN AVERAGE*

43.7 (three returns)	Larry Key vs. Texas Tech, Tangerine (Dec. 23, 1973)
43.0	Kermit Whitfield vs. Auburn, BCS NC (Jan. 6, 2014)
28.6 (five times)	Barry Smith vs. Arizona State, Fiesta (Dec. 27, 1971)

* minimum three returns

LONGEST KICKOFF RETURN

100	Kermit Whitfield vs. Auburn, BCS NC (Jan. 6, 2014)
95	Billy Allen vs. West Virginia, Gator (Dec. 30, 1982)
93	Larry Key vs. Texas Tech, Tangerine (Dec. 23, 1973)

INTERCEPTIONS

MOST INTERCEPTIONS

2	Brian McCrary vs. West Virginia, Gator (Dec. 30, 1982)
---	--

MOST INTERCEPTION RETURN YARDS

86	Tony Carter vs. UCLA, Emerald (Dec. 27, 2006)
69	Howard Ehler vs. Oklahoma, Gator (Jan. 2, 1965)
66	Billy Dawkins vs. Wofford, Cigar (Jan. 2, 1950)

LONGEST INTERCEPTION RETURN

86	Tony Carter vs. UCLA, Emerald (Dec. 27, 2006)
69	Howard Ehler vs. Oklahoma, Gator (Jan. 2, 1965)
66	Billy Dawkins vs. Wofford, Cigar (Jan. 2, 1950)

FIELD GOALS

MOST FIELD GOALS

4	Dustin Hopkins vs. S. Carolina, Chick-fil-A (Dec. 31, 2010)
4	Dustin Hopkins vs. West Virginia, Gator (Jan. 1, 2010)
4	Scott Bentley vs. Nebraska, Orange (Jan. 1, 1994)
3	Frank Fontes vs. Arizona State, Fiesta (Dec. 27, 1971)
3	Dan Mowrey vs. Florida, Sugar (Jan. 2, 1995)
3	Xavier Beitia vs. Virginia Tech, Gator (Jan. 1, 2002)
3	Xavier Beitia vs. West Virginia, Gator (Jan. 1, 2005)
3	Gary Cismesia vs. UCLA, Emerald (Dec. 27, 2006)

MOST FIELD GOAL ATTEMPTS

5	Dustin Hopkins vs. West Virginia, Gator (Jan. 1, 2010)
5	Dan Mowrey vs. Florida, Sugar (Jan. 2, 1995)
4	Dustin Hopkins vs. S. Carolina, Chick-fil-A (Dec. 31, 2010)
4	Bill Capece vs. Oklahoma, Orange (Jan. 1, 1981)
4	Scott Bentley vs. Nebraska, Orange (Jan. 1, 1994)

LONGEST FIELD GOAL MADE

56	Sebastian Janikowski vs. Ohio State, Sugar (Jan. 1, 1998)
50	Xavier Beitia vs. Virginia Tech, Gator (Jan. 1, 1992)
48	Dustin Hopkins vs. S. Carolina, Chick-fil-A (Dec. 31, 2010)

LONGEST FIELD GOAL ATTEMPTED

62	Bill Capece vs. Oklahoma, Orange (Jan. 1, 1981)
56	Sebastian Janikowski vs. Ohio State, Sugar (Jan. 1, 1998)
51	Gary Cismesia vs. Kentucky, Music City (Dec. 31, 2007)

GAME-WINNING FIELD GOALS

22 yd	Scott Bentley with 0:21 left vs. Nebraska, Orange (Jan. 1, 1994)
-------	--

TACKLES

MOST TACKLES

16	Reggie Herring vs. Oklahoma, Orange (Jan. 1, 1980)
16	Paul McGowan vs. Oklahoma St., Gator (Dec. 30, 1985)
15	Telvin Smith vs. Auburn, BCS NC (Jan. 6, 2014)

MOST TACKLES FOR LOSS

4.0	Howard Dinkins vs. Penn St., Blockbuster (Dec. 28, 1990)
4.0	Bill Ragans vs. Penn State, Blockbuster (Dec. 28, 1990)
3.0	Mario Edwards Jr. vs. Auburn, BCS NC (Jan. 6, 2014)
3.0	Dekoda Watson vs. West Virginia, Gator (Jan. 1, 2010)
3.0	Fred Jones vs. Georgia, Citrus (Dec. 22, 1984)
3.0	Henry Ostaszewski vs. Penn St., Blockbuster (Dec. 28, 1990)
3.0	Andre Wadsworth vs. Ohio State, Sugar (Jan. 1, 1998)
3.0	Jamal Reynolds vs. Virginia Tech, Sugar (Jan. 4, 2000)
3.0	Nefly Moffett vs. Wisconsin, Champs (Dec. 27, 2008)

MOST TACKLE FOR LOSS YARDAGE

35	Stanford Samuels vs. Oklahoma, Orange (Jan. 3, 2001)
23	Dekoda Watson vs. West Virginia, Gator (Jan. 1, 2010)
19	Jamal Reynolds vs. Virginia Tech, Sugar (Jan. 4, 2000)

MOST QUARTERBACK SACKS

3.0	Dekoda Watson vs. West Virginia, Gator (Jan. 1, 2010)
3.0	Jamal Reynolds vs. Virginia Tech, Sugar (Jan. 4, 2000)
2.0	Todd Rebol vs. Florida, Sugar (Jan. 2, 1995)
2.0	Peter Boulware vs. Florida, Sugar (Jan. 2, 1997)
2.0	Andre Wadsworth vs. Ohio State, Sugar (Jan. 1, 1998)
2.0	Bradley Jennings vs. Virginia Tech, Sugar (Jan. 4, 2000)
2.0	Darnell Dockett vs. Virginia Tech, Gator (Jan. 1, 2002)

MOST QUARTERBACK SACK YARDAGE

20	Dekoda Watson vs. West Virginia, Gator (Jan. 1, 2010)
19	Jamal Reynolds vs. Virginia Tech, Sugar (Jan. 4, 2000)
17	Todd Rebol vs. Florida, Sugar (Jan. 2, 1995)

PASS BREAKUPS

MOST PASS BREAKUPS

5	Deion Sanders vs. Oklahoma State, Gator (Dec. 30, 1985)
4	Greg Reid vs. S. Carolina, Chick-fil-A (Dec. 31, 2010)
3	Clifton Abraham vs. Florida, Sugar (Jan. 2, 1995)
3	Malcolm Tatum vs. Virginia Tech, Gator (Jan. 1, 2002)

BLOCKED KICKS/PUNTS

Ron Simmons blocked kick	vs. Texas Tech, Tangerine (Dec. 23, 1977)
Bobby Butler blocked punt	vs. Oklahoma, Orange (Jan. 1, 1980)
Garth Jax blocked kick	vs. West Virginia, Gator (Dec. 30, 1982)
John McLean blocked kick	vs. West Virginia, Gator (Dec. 30, 1982)
Jon Wessel blocked punt	vs. Georgia, Citrus (Dec. 22, 1984)
John Davis blocked kick	vs. Nebraska, Fiesta (Jan. 1, 1990)
Tony Moss blocked field goal	vs. Penn State, Blockbuster (Dec. 28, 1990)
Tommy Polley blocked punt	vs. Virginia Tech, Sugar (Jan. 4, 2000)
Marcello Church blocked punt	vs. Virginia Tech, Gator (Jan. 1, 2001)
B.J. Ward blocked field goal	vs. Miami, Orange (Jan. 1, 2004)
Dekoda Watson blocked punt	vs. UCLA, Emerald (Dec. 27, 2006)

TEAM SCORING

MOST POINTS SCORED

46	vs. Virginia Tech, Sugar (Jan. 4, 2000)
44	vs. UCLA, Emerald (Dec. 27, 2006)
42	vs. Wisconsin, Champs Sports (Dec. 27, 2008)
41	vs. Nebraska, Fiesta (Jan. 1, 1990)
40	vs. Texas Tech, Tangerine (Dec. 23, 1977)

FEWEST POINTS ALLOWED

2	by Texas A&M, Cotton (Jan. 1, 1992)
3	by North Carolina, Peach (Dec. 30, 1983)
6	by Wofford, Cigar (Jan. 2, 1950)
7	by Auburn, Sugar (Jan. 2, 1989)
10	by Northern Illinois, Orange (Jan. 1, 2013)

MOST POINTS, BOTH TEAMS

83	(FSU 38, Arizona State 45), Fiesta (Dec. 27, 1971)
75	(FSU 46, Virginia Tech 29), Sugar (Jan. 4, 2000)
71	(FSU 44, UCLA 27), Emerald (Dec. 27, 2006)
72	(FSU 20, Florida 52), Orange (Jan. 2, 1997)
67	(FSU 20, Texas Western 47), Sun (Jan. 1, 1955)

FEWEST POINTS, BOTH TEAMS

12	(FSU 10, Texas A&M 2), Cotton (Jan. 1, 1992)
15	(FSU 2, Oklahoma 13), Orange (Jan. 3, 2001)
20	(FSU 13, Auburn 7), Sugar (Jan. 2, 1989)
21	(FSU 6, Oklahoma State 15), Bluegrass (Dec. 13, 1958)
25	(FSU 19, Wofford 6), Cigar (Jan. 2, 1950)

WIDEST MARGIN OF VICTORY

29	(FSU 42, Wisconsin 13), Champs Sports (Dec. 27, 2008)
25	(FSU 28, North Carolina 3), Peach (Dec. 30, 1983)
24	(FSU 41, Nebraska 17), Fiesta (Jan. 1, 1990)
23	(FSU 40, Texas Tech 17), Tangerine (Dec. 23, 1977)

MOST TOUCHDOWNS SCORED

6	vs. Oklahoma, Gator (Jan. 2, 1965)
6	vs. Nebraska, Fiesta (Jan. 1, 1990)
6	vs. Virginia Tech, Sugar (Jan. 4, 2000)
6	vs. Wisconsin, Champs Sports (Dec. 27, 2008)

FLORIDA STATE FOOTBALL

FEWEST TOUCHDOWNS ALLOWED

0by North Carolina, Peach (Dec. 30, 1983)
0by Texas A&M, Cotton (Jan. 1, 1992)
1by Wofford, Cigar (Jan. 2, 1950)
1by West Virginia, Gator (Dec. 30, 1982)
1by Indiana, All America (Dec. 31, 1986)
1by Auburn, Sugar (Jan. 2, 1989)
1by Ohio State, Sugar (Jan. 1, 1998)
1by Oklahoma, Orange (Jan. 3, 2001)
1by Miami, Orange (Jan. 1, 2004)
1by Wisconsin, Champs Sports (Dec. 27, 2008)
1by Northern Illinois, Orange (Jan. 1, 2013)

MOST TOUCHDOWNS SCORED BY:

Rushing

4vs. Indiana, All America (Dec. 31, 1986)
3vs. West Virginia, Fiesta (Jan. 1, 2010)
3vs. Wofford, Cigar (Jan. 2, 1950)
3vs. Penn State, Blockbuster (Dec. 28, 1990)
3vs. Ohio State, Sugar (Jan. 1, 1998)
3vs. Northern Illinois, Orange (Jan. 1, 2013)

Passing

5vs. Oklahoma, Gator (Jan. 2, 1965)
5vs. Nebraska, Fiesta (Jan. 1, 1990)
4vs. Texas Tech, Tangerine (Dec. 23, 1977)
4vs. Notre Dame, Orange (Jan. 1, 1996)
4vs. Virginia Tech, Sugar (Jan. 4, 2000)

Interceptions

1vs. Oklahoma, Gator (Jan. 2, 1965)
1vs. UCLA, Emerald (Dec. 27, 2006)
1vs. Kentucky, Music City (Dec. 31, 2007)

Kickoff Returns

1vs. Auburn, BCS NC (Jan. 6, 2014)
1vs. Texas Tech, Tangerine (Dec. 23, 1977)
1vs. West Virginia, Gator (Dec. 30, 1982)

Punt Returns

1vs. Virginia Tech, Sugar (Jan. 4, 2000)
1vs. Penn State, Orange (Jan. 3, 2006)

Fumble Returns

2vs. Wisconsin, Champs Sports (Dec. 27, 2008)
1vs. Oklahoma, Orange (Jan. 1, 1980)

Blocked Punt Returns

1vs. Georgia, Citrus (Dec. 22, 1984)
1vs. Virginia Tech, Sugar (Jan. 4, 2000)
1vs. UCLA, Emerald (Dec. 27, 2006)

FEWEST TOUCHDOWNS ALLOWED BY:

Rushing

0by Wofford, Cigar (Jan. 2, 1950)
0by Penn State, Gator (Dec. 30, 1967)
0by West Virginia, Gator (Dec. 30, 1982)
0by North Carolina, Peach (Dec. 30, 1983)
0by Oklahoma State, Gator (Dec. 30, 1985)
0by Auburn, Sugar (Jan. 2, 1989)
0by Penn State, Blockbuster (Dec. 28, 1990)
0by Texas A&M, Cotton (Jan. 1, 1992)
0by Nebraska, Orange (Jan. 1, 1993)
0by Notre Dame, Orange (Jan. 1, 1996)
0by Ohio State, Sugar (Jan. 1, 1998)
0by Tennessee, Fiesta (Jan. 4, 1999)
0by Wisconsin, Champs (Dec. 27, 2008)
0by Notre Dame, Champs (Dec. 29, 2011)
0by Northern Illinois, Orange (Jan. 1, 2013)

Passing

0by West Virginia, Gator (Jan. 1, 2010)
0by Wofford, Cigar (Jan. 2, 1950)
0by Oklahoma State, Bluegrass (Dec. 13, 1958)
0by Oklahoma, Orange (Jan. 1, 1980)
0by North Carolina, Peach (Dec. 30, 1983)
0by Georgia, Citrus (Dec. 22, 1984)

0by Indiana, All America (Dec. 31, 1986)
0by Nebraska, Fiesta (Jan. 1, 1988)
0by Texas A&M, Cotton (Jan. 1, 1992)
0by Oklahoma, Orange (Jan. 3, 2001)
0by Miami, Orange (Jan. 1, 2004)

MOST POINTS AFTER TOUCHDOWN

6vs. Wisconsin, Champs Sports (Dec. 27, 2008)
5vs. Virginia Tech, Sugar (Jan. 4, 2000)
5vs. UCLA, Emerald (Dec. 27, 2006)

MOST FIELD GOALS MADE

4vs. South Carolina, Chick-fil-A (Dec. 31, 2010)
4vs. West Virginia, Gator (Jan. 1, 2010)
4vs. Nebraska, Orange (Jan. 1, 1994)
3vs. Arizona State, Fiesta (Dec. 27, 1971)
3vs. Florida, Sugar (Jan. 2, 1995)
3vs. Virginia Tech, Gator (Jan. 1, 2002)
3vs. West Virginia, Gator (Jan. 1, 2005)
3vs. UCLA, Emerald (Dec. 27, 2006)

MOST SAFETIES RECORDED

1vs. Notre Dame, Orange (Jan. 1, 1996)
1vs. Oklahoma, Orange (Jan. 3, 2001)

MOST TWO-POINT CONVERSION ATTEMPTS

4vs. Oklahoma, Gator (Jan. 2, 1965)
2vs. LSU, Peach (Dec. 30, 1968)
2vs. Notre Dame, Champs (Dec. 29, 2011)

MOST POINTS BY QUARTERS:

First

14vs. North Carolina, Peach (Dec. 30, 1983)
14vs. Virginia Tech, Sugar (Jan. 4, 2000)
10vs. Arizona State, Fiesta (Dec. 27, 1971)
10vs. Penn State Blockbuster (Dec. 28, 1990)

Second

21vs. Nebraska, Fiesta (Jan. 1, 1988)
21vs. Nebraska, Fiesta (Jan. 1, 1990)
18vs. Oklahoma, Gator (Jan. 2, 1965)
18vs. Arizona State, Fiesta (Dec. 27, 1971)

Third

20vs. Nebraska, Fiesta (Jan. 1, 1990)
14vs. Penn State, Gator (Dec. 30, 1967)
14vs. Oklahoma State, Gator (Dec. 30, 1985)
14vs. Wisconsin, Champs Sports (Dec. 27, 2008)

Fourth

21vs. Auburn, BCS NC (Jan. 6, 2014)
21vs. UCLA, Emerald (Dec. 27, 2006)
18vs. Virginia Tech, Sugar (Jan. 4, 2000)

Overtime

7vs. Penn State, Orange (Jan. 3, 2006)
---	--

MOST POINTS BY QUARTERS, BOTH TEAMS:

First

22(FSU 10, West Virginia 12), Gator (Jan. 1, 2005)
21(FSU 14, Virginia Tech 7), Sugar (Jan. 4, 2000)
17(West Virginia 14, FSU 3), Gator (Jan. 1, 2010)
17(FSU 10, Arizona State 7), Fiesta (Dec. 27, 1971)
17(FSU 10, Penn State 7), Blockbuster (Dec. 28, 1990)
17(FSU 7, Notre Dame 10), Orange (Jan. 1, 1996)
17(FSU 7, UCLA 10), Emerald (Dec. 27, 2006)

Second

32(FSU 18, Arizona State 14), Fiesta (Dec. 27, 1971)
28(FSU 14, Florida 14), Sugar (Jan. 2, 1997)
27(FSU 0, Texas Western 27), Sun (Jan. 1, 1955)

Third

31(FSU 14, Oklahoma State 17), Gator (Dec. 30, 1985)
20(FSU 20, Nebraska 0), Fiesta (Jan. 1, 1990)
19(FSU 6, Texas Western 13), Sun (Jan. 1, 1955)

Fourth

31(FSU 21, Auburn 10), BCS NC (Jan. 6, 2014)
26(FSU 17, Notre Dame 9), Orange (Jan. 1, 1996)
24(FSU 10, Arizona State 14), Fiesta (Dec. 27, 1971)

Overtime

17(FSU 7, Penn State 10), Orange (Jan. 3, 2006)
----	--

MOST POINTS IN A HALF:

First

28vs. Arizona State, Fiesta (Dec. 27, 1971)
28vs. Virginia Tech, Sugar (Jan. 4, 2000)
24vs. Oklahoma, Gator (Jan. 2, 1965)
21vs. North Carolina, Peach (Dec. 30, 1983)
21vs. Nebraska, Fiesta (Jan. 1, 1988)
21vs. Nebraska, Fiesta (Jan. 1, 1990)
21vs. Ohio State, Sugar (Jan. 1, 1998)

Second

31vs. UCLA, Emerald (Dec. 27, 2006)
28vs. Wisconsin, Champs Sports (Dec. 27, 2008)
24vs. Auburn, BCS NC (Jan. 6, 2014)
24vs. Texas Tech, Tangerine (Dec. 23, 1977)
21vs. Oklahoma State, Gator (Dec. 30, 1985)
20vs. West Virginia, Gator (Jan. 1, 2010)
20vs. Nebraska, Fiesta (Jan. 1, 1990)
20vs. Virginia Tech, Gator (Jan. 1, 2002)

MOST POINTS IN A HALF, BOTH TEAMS:

First

49(FSU 28, Arizona State 21), Fiesta (Dec. 27, 1971)
42(FSU 28, Virginia Tech 14), Sugar (Jan. 4, 2000)
41(FSU 7, Texas Western 34), Sun (Jan. 1, 1955)
41(FSU 17, Florida 24), Gator (Jan. 2, 1997)

Second

44(FSU 21, Oklahoma State 23), Gator (Dec. 30, 1985)
38(FSU 24, Texas Tech 14), Tangerine (Dec. 23, 1977)
38(FSU 31, UCLA 7), Emerald (Dec. 27, 2006)
38(FSU 28, Wisconsin 10), Champs Sports (Dec. 27, 2008)
35(FSU 14, LSU 21), Peach (Dec. 30, 1968)
35(FSU 14, Kentucky 21), Music City (Dec. 31, 2007)

FIRST DOWNS

MOST FIRST DOWNS

31vs. Oklahoma State, Gator (Dec. 30, 1985)
29vs. Oklahoma, Gator (Jan. 2, 1965)
26vs. Nebraska, Fiesta (Jan. 1, 1988)
26vs. Notre Dame, Orange (Jan. 1, 1996)

FEWEST FIRST DOWNS ALLOWED

6by Wofford, Cigar (Jan. 2, 1950)
11by Georgia, Sugar (Jan. 1, 2003)
12by Penn State, Gator (Dec. 30, 1967)
12by Texas A&M, Cotton (Jan. 1, 1992)
12vs. Oklahoma, Orange (Jan. 3, 2001)

MOST FIRST DOWNS, BOTH TEAMS

54(FSU 31, Oklahoma State 23), Gator (Dec. 30, 1985)
51(FSU 22, Kentucky 29), Music City (Dec. 31, 2007)
48(FSU 22, West Virginia 26), Gator (Jan. 1, 2005)

FEWEST FIRST DOWNS, BOTH TEAMS

26(FSU 14, Oklahoma 12), Orange (Jan. 3, 2001)
26(FSU 10, Miami 16), Orange (Jan. 1, 2004)
27(FSU 13, Wyoming 14), Sun (Dec. 24, 1966)

TOTAL NET YARDS

MOST NET YARDS GAINED

569vs. Oklahoma State, Gator (Dec. 30, 1985)
540vs. Texas Tech, Tangerine (Dec. 23, 1977)
534vs. Northern Illinois, Orange (Jan. 1, 2013)

FEWEST NET YARDS ALLOWED

139by Wofford, Cigar (Jan. 2, 1950)
180by Texas A&M, Cotton (Jan. 1, 1992)
198by North Carolina, Peach (Dec. 30, 1983)

FLORIDA STATE FOOTBALL

MOST NET YARDS GAINED, BOTH TEAMS

981.....(FSU 480, Kentucky 501), Music City (Dec. 31, 2007)
 938.....(FSU 569, Oklahoma State 369), Gator (Dec. 30, 1985)
 918.....(FSU 540, Texas Tech 378), Tangerine (Dec. 23, 1977)

FEWEST NET YARDS GAINED, BOTH TEAMS

460.....(FSU 280, Texas A&M 180), Cotton (Jan. 1, 1992)
 488.....(FSU 274, Oklahoma 214), Orange (Jan. 3, 2001)
 518.....(FSU 379, Wofford 139), Cigar (Jan. 2, 1950)

MOST YARDS PER PLAY

7.6.....vs. Nebraska, Fiesta (Jan. 1, 1990)
 7.5.....vs. Texas Tech, Tangerine (Dec. 23, 1977)
 7.2.....vs. Oklahoma, Gator (Jan. 2, 1965)

FEWEST YARDS PER PLAY BY OPPONENT

2.7.....by Texas A&M, Cotton (Jan. 1, 1992)
 3.0.....by North Carolina, Peach (Dec. 30, 1983)
 3.5.....by Northern Illinois, Orange (Jan. 1, 2013)

RUSHING

MOST RUSHING YARDS GAINED

301.....vs. West Virginia, Gator (Jan. 1, 2005)
 288.....vs. Indiana, All America (Dec. 31, 1986)
 287.....vs. Wofford, Cigar (Jan. 2, 1950)

FEWEST RUSHING YARDS ALLOWED

5.....by Florida, Sugar (Jan. 2, 1995)
 32.....by North Carolina, Peach (Dec. 30, 1983)
 43.....by Virginia Tech, Gator (Jan. 1, 2002)

MOST RUSHING YARDS GAINED, BOTH TEAMS

539.....(FSU 301, West Virginia 238), Gator (Jan. 1, 2005)
 503.....(FSU 288, Indiana 215), All America (Dec. 31, 1986)
 447.....(FSU 226, West Virginia 221), Gator (Jan. 1, 2010)
 444.....(FSU 188, Notre Dame 256), Orange (Jan. 1, 1996)

FEWEST RUSHING YARDS GAINED, BOTH TEAMS

81.....(FSU 76, Florida 5), Sugar (Jan. 2, 1995)
 83.....(FSU 27, Oklahoma 56), Orange (Jan. 3, 2001)
 134.....(FSU 41, Notre Dame 93), Champs (Dec. 29, 2011)

MOST RUSHING ATTEMPTS

60.....vs. Oklahoma, Orange (Jan. 1, 1981)
 59.....vs. North Carolina, Peach (Dec. 30, 1983)
 48.....vs. Texas A&M, Cotton (Jan. 1, 1992)
 48.....vs. Nebraska, Orange (Jan. 1, 1993)

FEWEST RUSHING ATTEMPTS

17.....vs. Oklahoma, Orange (Jan. 3, 2001)
 21.....vs. Florida, Sugar (Jan. 2, 1997)
 23.....vs. Virginia Tech, Sugar (Jan. 4, 2000)

MOST RUSHING ATTEMPTS BY OPPONENT

76.....by Oklahoma State, Bluegrass (Dec. 13, 1958)
 59.....by Oklahoma, Orange (Jan. 1, 1980)
 56.....by Arizona State, Fiesta (Dec. 27, 1971)

FEWEST RUSHING ATTEMPTS BY OPPONENT

26.....by North Carolina, Peach (Dec. 30, 1983)
 27.....by Oklahoma, Gator (Jan. 2, 1965)
 29.....by Florida, Sugar (Jan. 2, 1995)

HIGHEST AVERAGE PER RUSH

7.6.....vs. West Virginia, Gator (Dec. 30, 1982)
 7.4.....vs. Indiana, All America (Dec. 31, 1986)
 7.2.....vs. West Virginia, Gator (Jan. 1, 2005)

LOWEST AVERAGE PER RUSH ALLOWED

0.2.....by Florida, Sugar (Jan. 2, 1995)
 1.1.....by Virginia Tech, Gator (Jan. 1, 2002)
 1.2.....by North Carolina, Peach (Dec. 30, 1983)

PASSING

MOST NET YARDS PASSING

455.....vs. Texas Tech, Tangerine (Dec. 23, 1977)
 422.....vs. Nebraska, Fiesta (Jan. 1, 1990)
 375.....vs. Nebraska, Fiesta (Jan. 1, 1988)

FEWEST NET YARDS PASSING ALLOWED

33.....by Wofford, Cigar (Jan. 2, 1950)
 36.....by Oklahoma, Orange (Jan. 1, 1980)
 57.....by Texas A&M, Cotton (Jan. 1, 1992)

MOST NET YARDS PASSING, BOTH TEAMS

774.....(FSU 325, Florida 449), Sugar (Jan. 2, 1995)
 734.....(FSU 455, Texas Tech 279), Tangerine (Dec. 23, 1977)
 634.....(FSU 276, Kentucky 358), Music City (Dec. 31, 2007)

FEWEST NET YARDS PASSING, BOTH TEAMS

125.....(FSU 92, Wofford 33), Cigar (Jan. 2, 1950)
 136.....(FSU 100, Oklahoma 36), Orange (Jan. 1, 1980)
 149.....(FSU 92, Texas A&M 57), Cotton (Jan. 1, 1992)

MOST PASS ATTEMPTS

55.....vs. Penn State, Gator (Dec. 30, 1967)
 52.....vs. Oklahoma, Orange (Jan. 3, 2001)
 50.....vs. Kentucky, Music City (Dec. 31, 2007)

FEWEST PASS ATTEMPTS

11.....vs. Wofford, Cigar (Jan. 2, 1950)
 13.....vs. North Carolina, Peach (Dec. 30, 1983)
 14.....vs. Indiana, All America (Dec. 31, 1986)

MOST PASS ATTEMPTS BY OPPONENT

50.....by Kentucky, Music City (Dec. 31, 2007)
 44.....by Oklahoma State, Gator (Dec. 30, 1985)
 43.....by Florida, Sugar (Jan. 2, 1995)

FEWEST PASS ATTEMPTS BY OPPONENT

4.....by Oklahoma, Orange (Jan. 1, 1980)
 7.....by Wofford, Cigar (Jan. 2, 1950)
 12.....by Oklahoma State, Bluegrass (Dec. 13, 1958)
 12.....by Oklahoma, Orange (Jan. 1, 1981)

MOST PASS ATTEMPTS, BOTH TEAMS

100.....(FSU 50, Kentucky 50), Music City (Dec. 31, 2007)
 91.....(FSU 52, Oklahoma 39), Orange (Jan. 3, 2001)
 87.....(FSU 43, Oklahoma State 44), Gator (Dec. 30, 1985)

FEWEST PASS ATTEMPTS, BOTH TEAMS

18.....(FSU 11, Wofford 7), Cigar (Jan. 2, 1950)
 27.....(FSU 15, Oklahoma 12), Orange (Jan. 1, 1981)
 31.....(FSU 27, Oklahoma 4), Orange (Jan. 1, 1980)
 34.....(FSU 22, Oklahoma State 12), Bluegrass (Dec. 13, 1958)

MOST PASS COMPLETIONS

38.....vs. Penn State, Gator (Dec. 30, 1967)
 28.....vs. Nebraska, Fiesta (Jan. 1, 1988)
 26.....vs. Arizona State, Fiesta (Dec. 27, 1971)
 26.....vs. Northern Illinois, Orange (Jan. 1, 2013)

FEWEST PASS COMPLETIONS BY OPPONENT

2.....by Wofford, Cigar (Jan. 2, 1950)
 2.....by Oklahoma, Orange (Jan. 1, 1980)
 4.....by Oklahoma State, Bluegrass (Dec. 13, 1958)

HIGHEST PASS COMPLETION PERCENTAGE

.733.....vs. Oklahoma, Orange (Jan. 1, 1981)
 .714.....vs. Texas Tech, Tangerine (Dec. 23, 1977)
 .708.....vs. West Virginia, Gator (Jan. 1, 2010)
 .691.....vs. Penn State, Gator (Dec. 30, 1967)

LOWEST PASS COMPLETION PERCENTAGE BY OPPONENT

.250 (6-24).....by Texas A&M, Cotton (Jan. 1, 1992)
 .286 (2-7).....by Wofford, Cigar (Jan. 2, 1950)
 .333 (4-12).....by Oklahoma State, Bluegrass (Dec. 13, 1958)
 .333 (9-27).....by Wyoming, Sun (Dec. 24, 1966)

HIGHEST PASS COMPLETION PERCENTAGE, BOTH TEAMS

.683.....(FSU 25-35, Texas Tech 18-28), Tangerine (Dec. 23, 1977)
 .667.....(FSU 11-15, Oklahoma 7-12), Orange (Jan. 1, 1981)
 .643.....(FSU 24-41, Florida 30-43), Gator (Jan. 2, 1995)

LOWEST PASS COMPLETION PERCENTAGE, BOTH TEAMS

.323.....(FSU 8-27, Oklahoma 2-4), Orange (Jan. 1, 1980)
 .357.....(FSU 14-32, Texas A&M 6-24), Cotton (Jan. 1, 1992)
 .382.....(FSU 9-22, Oklahoma State 4-12), Bluegrass (Dec. 13, 1958)

MOST YARDS PER PASS COMPLETION

27.2.....vs. Virginia Tech, Gator (Jan. 1, 2002)
 20.6.....vs. Oklahoma State, Bluegrass (Dec. 13, 1958)
 18.4.....vs. Wofford, Cigar (Jan. 2, 1950)

FEWEST YARDS PER PASS COMPLETION BY OPPONENT

8.5.....by Auburn, Sugar (Jan. 2, 1989)
 8.6.....by Oklahoma, Orange (Jan. 3, 2001)
 9.2.....by North Carolina, Peach (Dec. 30, 1983)

THIRD-DOWN CONVERSIONS

MOST THIRD DOWNS CONVERTED

10.....vs. Oklahoma State, Bluegrass (Dec. 13, 1958)
 10.....vs. Wisconsin, Champs Sports (Dec. 27, 2008)
 9.....vs. Oklahoma, Gator (Jan. 2, 1965)

FEWEST THIRD DOWNS CONVERTED BY OPPONENT

0.....by Texas A&M, Cotton (Jan. 1, 1992)
 1.....by Auburn, Sugar (Jan. 2, 1989)
 1.....by Tennessee, Fiesta (Jan. 4, 1999)

MOST THIRD DOWNS CONVERTED, BOTH TEAMS

21.....(FSU 10, Oklahoma State 11), Bluegrass (Dec. 13, 1958)
 16.....(FSU 8, Oklahoma 8), Orange (Jan. 1, 1981)
 15.....(FSU 4, Florida 11), Sugar (Jan. 2, 1995)

FEWEST THIRD DOWNS CONVERTED, BOTH TEAMS

3.....(FSU 3, Texas A&M 0), Cotton (Jan. 1, 1992)
 4.....(FSU 2, Georgia 2), Citrus (Dec. 22, 1984)
 5.....(FSU 4, Tennessee 1), Fiesta (Jan. 4, 1999)

HIGHEST THIRD-DOWN CONVERSION PCT.

.692 (9-of-13).....vs. Oklahoma, Gator (Jan. 2, 1965)
 .667 (10-of-15).....vs. Oklahoma St., Bluegrass (Dec. 13, 1958)
 .588 (10-of-17).....vs. Wisconsin, Champs (Dec. 27, 2008)

LOWEST THIRD-DOWN CONVERSION PCT. BY OPPONENT

.000 (0-of-12).....by Texas A&M, Cotton (Jan. 1, 1992)
 .083 (1-of-12).....by Auburn, Sugar (Jan. 2, 1989)
 .083 (1-of-12).....by Tennessee, Fiesta (Jan. 4, 1999)

INTERCEPTIONS

MOST INTERCEPTIONS

3.....vs. South Carolina, Chick-fil-A (Dec. 31, 2010)
 3.....vs. Penn State, Gator (Dec. 30, 1967)
 3.....vs. Auburn, Sugar (Jan. 2, 1989)
 3.....vs. Penn State, Blockbuster (Dec. 28, 1990)
 3.....vs. Ohio State, Sugar (Jan. 1, 1998)

MOST INTERCEPTION RETURN YARDS

107.....vs. UCLA, Emerald (Dec. 27, 2006)
 69.....vs. Oklahoma, Gator (Jan. 2, 1965)
 69.....vs. Tennessee, Fiesta (Jan. 4, 1999)

PENALTIES

MOST PENALTIES

17.....vs. West Virginia, Gator (Jan. 1, 2005)
 14.....vs. Florida, Sugar (Jan. 2, 1997)
 13.....vs. Nebraska, Fiesta (Jan. 1, 1990)
 13.....vs. Penn State, Orange (Jan. 3, 2006)

FEWEST PENALTIES

2.....vs. Nebraska, Fiesta (Jan. 1, 1988)
 3.....vs. Texas Western, Sun (Jan. 1, 1955)
 3.....vs. Oklahoma State, Bluegrass (Dec. 13, 1958)

FLORIDA STATE FOOTBALL

MOST PENALTIES BY OPPONENT

15by Florida, Sugar (Jan. 2, 1997)
11by Nebraska, Orange (Jan. 1, 1994)
11by West Virginia, Gator (Jan. 1, 2005)

FEWEST PENALTIES BY OPPONENT

1by Penn State, Gator (Dec. 30, 1967)
2by Wisconsin, Champs Sports (Dec. 27, 2008)
3by West Virginia, Gator (Jan. 1, 2010)
3by Oklahoma, Gator (Jan. 2, 1965)
3by Texas Tech, Tangerine (Dec. 23, 1977)
3by Oklahoma, Orange (Jan. 1, 1980)
3by Oklahoma State, Gator (Dec. 30, 1985)

MOST PENALTIES, BOTH TEAMS

29(FSU 14, Florida 15), Sugar (Jan. 2, 1997)
28(FSU 17, West Virginia 11), Gator (Jan. 1, 2005)
21(FSU 10, Nebraska 11), Orange (Jan. 1, 1994)
21(FSU 12, Tennessee 9), Fiesta (Jan. 4, 1999)
21(FSU 13, Penn State 8), Orange (Jan. 3, 2006)

FEWEST PENALTIES, BOTH TEAMS

5(FSU 4, Penn State 1), Gator (Dec. 30, 1967)
7(FSU 4, Oklahoma 3), Orange (Jan. 1, 1980)
8(FSU 4, Virginia Tech 4), Gator (Jan. 1, 2002)

MOST YARDS PENALIZED

174vs. West Virginia, Gator (Jan. 1, 2005)
135vs. Nebraska, Fiesta (Jan. 1, 1990)
130vs. Texas Tech, Tangerine (Dec. 23, 1977)

FEWEST YARDS PENALIZED

20vs. Oklahoma, Orange (Jan. 1, 1980)
20vs. Nebraska, Fiesta (Jan. 1, 1988)
25vs. Texas Western, Sun (Jan. 1, 1955)
25vs. Oklahoma State, Bluegrass (Dec. 13, 1958)
25vs. Virginia Tech, Gator (Jan. 1, 2002)

MOST YARDS PENALIZED AGAINST OPPONENT

121by West Virginia, Gator (Jan. 1, 2005)
115by Nebraska, Orange (Jan. 1, 1994)
102by Florida, Sugar (Jan. 2, 1997)

FEWEST YARDS PENALIZED AGAINST OPPONENT

5by Penn State, Gator (Dec. 30, 1967)
25by Wisconsin, Champs Sports (Dec. 27, 2008)
27by Oklahoma State, Gator (Dec. 30, 1985)
27.5by Oklahoma, Orange (Jan. 1, 1980)

MOST YARDS PENALIZED, BOTH TEAMS

295(FSU 174, West Virginia 121), Gator (Jan. 1, 2005)
217(FSU 115, Florida 102), Sugar (Jan. 2, 1997)
184(FSU 69, Nebraska 115), Orange (Jan. 1, 1994)

FEWEST YARDS PENALIZED, BOTH TEAMS

45(FSU 40, Penn State 5), Gator (Dec. 30, 1967)
47.5(FSU 20, Oklahoma 27.5), Orange (Jan. 1, 1980)
55(FSU 25, Virginia Tech 30), Gator (Jan. 1, 2002)

PUNTING

MOST PUNTS

10vs. Oklahoma, Orange (Jan. 3, 2001)
9vs. Wyoming, Sun (Dec. 24, 1966)
9vs. LSU, Peach (Dec. 30, 1968)
9vs. Oklahoma, Orange (Jan. 1, 1980)
9vs. Tennessee, Fiesta (Jan. 4, 1999)
9vs. Penn State, Orange (Jan. 3, 2006)

FEWEST PUNTS

1vs. Oklahoma, Gator (Jan. 2, 1965)
2vs. Indiana, All America (Dec. 31, 1986)

MOST PUNTS BY OPPONENT

11by Penn State, Orange (Jan. 3, 2006)
9by Texas AGM, Cotton (Jan. 1, 1992)
8by Wyoming, Sun (Dec. 24, 1966)
8by Georgia, Citrus (Dec. 22, 1984)
8by Oklahoma, Orange (Jan. 3, 2001)

FEWEST PUNTS BY OPPONENT

2by South Carolina, Chick-fil-A (Dec. 31, 2010)
2by Oklahoma, Orange (Jan. 1, 1981)
2by Indiana, All America (Dec. 31, 1986)
2by West Virginia, Gator (Jan. 1, 2005)
3by Nebraska, Fiesta (Jan. 1, 1990)
3by Florida, Sugar (Jan. 2, 1995)
3by West Virginia, Gator (Jan. 1, 2010)

MOST PUNTS, BOTH TEAMS

20(FSU 9, Penn State 11), Orange (Jan. 3, 2006)
18(FSU 10, Oklahoma 9), Orange (Jan. 3, 2001)
17(FSU 9, Wyoming 8), Sun (Dec. 24, 1966)
17(FSU 8, Texas AGM 9), Cotton (Jan. 1, 1992)

FEWEST PUNTS, BOTH TEAMS

4(FSU 2, Indiana 2), All America (Dec. 31, 1986)
5(FSU 3, S.Carolina 2), Chick-fil-A (Dec. 31, 2010)
5(FSU 2, West Virginia 3), Gator (Jan. 1, 2010)
6(FSU 4, Oklahoma 2), Orange (Jan. 1, 1981)
6(FSU 3, Nebraska 3), Fiesta (Jan. 1, 1990)
6(FSU 4, West Virginia 2), Gator (Jan. 1, 2005)

MOST PUNT YARDS

447vs. Oklahoma, Orange (Jan. 3, 2001)
380vs. Oklahoma, Orange (Jan. 1, 1980)
378vs. Notre Dame, Champs (Dec. 29, 2011)

MOST PUNT YARDS BY OPPONENT

487by Penn State, Orange (Jan. 3, 2006)
357by Texas AGM, Cotton (Jan. 1, 1992)
337by Florida, Sugar (Jan. 2, 1997)

MOST PUNT YARDS, BOTH TEAMS

840(FSU 353, Penn State 487), Orange (Jan. 3, 2006)
776(FSU 447, Oklahoma 329), Orange (Jan. 3, 2001)
708(FSU 371, Florida 337), Sugar (Jan. 2, 1997)

FEWEST PUNT YARDS, BOTH TEAMS

140(FSU 70, Indiana 70), All America (Dec. 31, 1986)
186(FSU 75, West Virginia 111), Gator (Jan. 1, 2010)
210(FSU 107, Nebraska 103), Fiesta (Jan. 1, 1990)
240(FSU 153, S. Carolina 87), Chick-fil-A (Dec. 31, 2010)

HIGHEST PUNTING AVERAGE*

48.2 (five punts)vs. Wisconsin, Champs (Dec. 27, 2008)
47.2 (eight punts)vs. Notre Dame, Champs (Dec. 29, 2011)
46.4 (eight punts)vs. Florida, Sugar (Jan. 2, 1997)

* minimum 5 punts

HIGHEST PUNTING AVERAGE BY OPPONENT*

48.1 (seven punts)by Florida, Sugar (Jan. 2, 1997)
45.4 (seven punts)by Ohio State, Sugar (Jan. 1, 1998)
45.2 (six punts)by North Carolina, Peach (Dec. 28, 1983)

* minimum 5 punts

PUNT RETURNS

MOST PUNT RETURNS

7vs. Penn State, Orange (Jan. 3, 2006)
5vs. Penn State, Gator (Dec. 30, 1967)
5vs. Florida, Sugar (Jan. 2, 1997)
5vs. Ohio State, Sugar (Jan. 1, 1998)

MOST PUNT RETURN YARDS

180vs. Penn State, Orange (Jan. 3, 2006)
80vs. Virginia Tech, Sugar (Jan. 4, 2000)
74vs. Florida, Sugar (Jan. 2, 1997)

MOST PUNT RETURN YARDS BY OPPONENT

89by Nebraska, Fiesta (Jan. 1, 1988)
88by Virginia Tech, Sugar (Jan. 4, 2000)
69by Florida, Sugar (Jan. 2, 1997)

KICKOFF RETURNS

MOST KICKOFF RETURNS

8vs. Arizona State, Fiesta (Dec. 27, 1971)
8vs. Florida, Sugar (Jan. 2, 1997)
6vs. LSU, Peach (Dec. 30, 1968)
6vs. Notre Dame, Orange (Jan. 1, 1996)

MOST KICKOFF RETURN YARDS

184vs. Arizona State, Fiesta (Dec. 27, 1971)
172vs. Auburn, BCS NC (Jan. 6, 2014)
152vs. Florida, Sugar (Jan. 2, 1997)

MOST KICKOFF RETURNS BY OPPONENT

8by Arizona State, Fiesta (Dec. 27, 1971)
8by Texas Tech, Tangerine (Dec. 23, 1977)
7by Nebraska, Fiesta (Jan. 1, 1990)

MOST KICKOFF RETURN YARDS BY OPPONENT

180by Texas Western, Sun (Jan. 1, 1955)
166by UCLA, Emerald (Dec. 27, 2006)
149by Nebraska, Fiesta (Jan. 1, 1990)

TACKLES FOR LOSS

MOST TACKLES FOR LOSS

19.0vs. Ohio State, Sugar (Jan. 1, 1998)
16.0vs. Virginia Tech, Sugar (Jan. 4, 2000)
12.0vs. Virginia Tech, Gator (Jan. 1, 2002)

MOST TACKLES FOR LOSS YARDAGE

75vs. Ohio State, Sugar (Jan. 1, 1998)
67vs. Oklahoma, Orange (Jan. 3, 2001)
66vs. Virginia Tech, Gator (Jan. 1, 2002)

QUARTERBACK SACKS

MOST QUARTERBACK SACKS

8.0vs. Virginia Tech, Sugar (Jan. 4, 2000)
6.0vs. Ohio State, Sugar (Jan. 1, 1998)
5.0vs. Florida, Sugar (Jan. 2, 1995)
5.0vs. Florida, Sugar (Jan. 2, 1997)
5.0vs. Virginia Tech, Gator (Jan. 1, 2002)

MOST QUARTERBACK SACK YARDAGE

42vs. Virginia Tech, Sugar (Jan. 4, 2000)
40vs. Ohio State, Sugar (Jan. 1, 1998)
38vs. West Virginia, Gator (Jan. 1, 2010)
33vs. Virginia Tech, Gator (Jan. 1, 2002)

MISCELLANEOUS

HIGHEST ATTENDANCE

94,208BCS NC, Rose Bowl (Jan. 6, 2014)
84,129Gator, Jacksonville Municipal (Jan. 1, 2010)
81,536Orange, Orange Bowl (Jan. 1, 1994)
80,913Gator, Gator Bowl (Dec. 30, 1982)
80,470Fiesta, Sun Devil Stadium (Jan. 4, 1999)
79,417Gator, Gator Bowl (Dec. 30, 1985)
79,280Sugar, Superdome (Jan. 4, 2000)


COMEBACK WINS

18 pts (3-21)vs. Auburn, BCS NC (Jan. 6, 2014)
14 pts (0-14)vs. Notre Dame, Champs (Dec. 29, 2011)
14 pts (0-14)vs. Nebraska, Fiesta (Jan. 1, 1988)
12 pts (14-26)vs. Notre Dame, Orange (Jan. 1, 1996)
11 pts (14-3)vs. West Virginia, Gator (Jan. 1, 2010)

BOWL HISTORY



Peter Warrick and Bobby Bowden celebrate the 1999 National Championship at the Sugar Bowl.



Scott Bentley kicked the game winning field goal with 21 seconds left at the 1994 Orange Bowl to clinch the 1993 National Title for the Seminoles.

1950 CIGAR BOWL

FLORIDA STATE.....	19
WOFFORD.....	6

TAMPA, Fla. (Jan. 2, 1950) - Red Parrish scored twice and Buddy Strauss rushed for 132 yards to give underdog Florida State a 19-6 win over Wofford.

1955 SUN BOWL

TEXAS WESTERN.....	47
FLORIDA STATE.....	20

EL PASO, Tex. (Jan. 1, 1955) - Florida State turnovers and defensive collapses in the second quarter allowed Texas Western to move well ahead and capture a 47-20 Sun Bowl victory.

1958 BLUEGRASS BOWL

OKLAHOMA STATE.....	15
FLORIDA STATE.....	6

LOUISVILLE, Ken. (Dec. 13, 1958) - A frantic fourth quarter comeback was not to be as Florida State couldn't fight off the bitter cold, and Oklahoma State went home with a 15-6 victory in the only Bluegrass Bowl ever played.

1965 GATOR BOWL

FLORIDA STATE.....	36
OKLAHOMA.....	19

JACKSONVILLE, Fla. (Jan. 2, 1965) - The brilliant passing combination of Steve Tensi and Fred Biletnikoff rewrote the Gator Bowl Record book and gave the up-start Seminoles an impressive 36-19 victory over Oklahoma.

1966 SUN BOWL

WYOMING.....	28
FLORIDA STATE.....	20

EL PASO, Tex. (Dec. 24, 1966) - Florida State's vaunted passing attack was not enough to overcome a stingy Wyoming defense and the Seminoles lost 28-10 in their second try for a Sun Bowl title.

1967 GATOR BOWL

FLORIDA STATE.....	17
PENN STATE.....	17

JACKSONVILLE, Fla. (Dec. 30, 1967) - Penn State jumped out to a commanding 17-point halftime lead before Florida State battled back in the second half to gain an exciting 17-17 tie.

1968 PEACH BOWL

LOUISIANA STATE.....	31
FLORIDA STATE.....	27

ATLANTA, Ga. (Dec. 30, 1968) - Competing in its fourth consecutive bowl game, FSU couldn't outscore Louisiana State and the Seminoles fell 31-27 in a soggy game that initiated Atlanta's Peach Bowl.

1971 FIESTA BOWL

ARIZONA STATE.....	45
FLORIDA STATE.....	38

TEMPE, Ariz. (Dec. 27, 1971) - In one of the most dazzling offensive shows in bowl history, Arizona State scored with 34 seconds left in the game to capture the first ever Fiesta Bowl, 45-38, in front of over 51,000 partisan fans in Sun Devil Stadium.

1977 TANGERINE BOWL

FLORIDA STATE.....	40
TEXAS TECH.....	17

ORLANDO, Fla. (Dec. 23, 1977) - FSU, making its first bowl appearance in seven years, demolished Texas Tech 40-17 in the 32nd Tangerine Bowl.

1980 ORANGE BOWL

OKLAHOMA.....	24
FLORIDA STATE.....	7

MIAMI, Fla. (Jan. 1, 1980) - Julius Caesar Watts and Heisman Trophy winner Billy Sims each rushed for more than 100 yards, and the Sooner defense held Florida State to 182 total yards as Oklahoma defeated Florida State 24-7 in the 46th Orange Bowl.

1981 ORANGE BOWL

OKLAHOMA.....	18
FLORIDA STATE.....	17

MIAMI, Fla. (Jan. 1, 1981) - Oklahoma was not supposed to be able to pass. But that's what it took for the Sooners to beat Florida State in the 1981 Orange Bowl. With time running out and the Seminoles leading 17-10, J.C. Watts - a swift quarterback who led a notorious Oklahoma running game - drilled an 11-yard touchdown pass to split end Steve Rhodes with 1:27 remaining.

1982 GATOR BOWL

FLORIDA STATE.....	31
WEST VIRGINIA.....	12

JACKSONVILLE, Fla. (Dec. 30, 1982) - Greg Allen rambled for 138 yards and two scores, while surprise starter Blair Williams threw for 202 yards and another touchdown as Florida State upset West Virginia 31-12 in the 38th Annual Gator Bowl.

1983 PEACH BOWL

FLORIDA STATE.....	28
NORTH CAROLINA.....	3

ATLANTA, Ga. (Dec. 28, 1983) - Making his first career start, Eric Thomas fired a pair of first-quarter touchdown passes to lead the Seminoles to a stunning 28-3 win over North Carolina in the 16th Annual Peach Bowl.

1984 CITRUS BOWL

FLORIDA STATE.....	17
GEORGIA.....	17

ORLANDO, Fla. (Dec. 21, 1984) - Florida State's ninth blocked punt of the season led to a late score and enabled FSU to escape with a 17-17 tie with Georgia in front of 51,821 fans in the Citrus Bowl.

FLORIDA STATE FOOTBALL

1985 GATOR BOWL

FLORIDA STATE	34
OKLAHOMA STATE	23

JACKSONVILLE, Fla. (Dec. 30, 1985) - Freshman quarterback Chip Ferguson threw for 338 yards and a pair of touchdowns, and Tony Smith added 201 yards rushing as Florida State rolled over Oklahoma State, 34-23, in the 41st Annual Gator Bowl.

1986 ALL-AMERICAN BOWL

FLORIDA STATE	27
INDIANA	13

BIRMINGHAM, Ala. (Dec. 31, 1986) - Tailback Sammie Smith rushed for 205 yards and two touchdowns as Florida State claimed a 27-13 win over Indiana in the 10th Annual All-American Bowl.

1988 FIESTA BOWL

FLORIDA STATE	31
NEBRASKA	28

TEMPE, Ariz. (Jan. 1, 1988) - Florida State quarterback Danny McManus hit wide receiver Ronald Lewis for a touchdown on fourth-and-25 late in the fourth quarter as FSU bounced back to win the Fiesta Bowl over Nebraska, 31-28.

1989 SUGAR BOWL

FLORIDA STATE	13
AUBURN	7

NEW ORLEANS, La. (Jan. 2, 1989) - Sammie Smith rushed for 115 yards on 24 carries and All-American Deion Sanders intercepted a pass in the end zone on the game's final play to give Florida State a 13-7 victory over SEC champion Auburn in the 55th Annual Sugar Bowl.

1990 FIESTA BOWL

FLORIDA STATE	41
NEBRASKA	17

TEMPE, Ariz. (Jan. 1, 1990) - Peter Tom Willis, the game's Offensive Most Valuable Player, threw for five touchdowns and 422 yards to lead Florida State to its second Fiesta Bowl win over the Nebraska Cornhuskers, 41-17.

1990 BLOCKBUSTER BOWL

FLORIDA STATE	24
PENN STATE	17

MIAMI, Fla. (Dec. 28, 1990) - In a game that pitted college football's winningest active coaches, FSU quarterback Casey Weldon completed 22-of-36 passes for 248 yards to lead the Seminoles to a 24-17 victory over Penn State in the inaugural Blockbuster Bowl. The victory pushed FSU to a number four final ranking.

1992 COTTON BOWL

FLORIDA STATE	10
TEXAS A&M	2

DALLAS, Tex. (Jan. 1, 1992) - FSU won the Cotton Bowl with a mix of feisty defense and ball control offense which highlighted the rushing of sophomore Sean Jackson. After consecutive losses to Miami and Florida to end the regular season, the Seminoles rebounded to defeat 9th-ranked Texas A&M, 10-2.



The 1987 Seminoles celebrate their Fiesta Bowl win over Nebraska.

1993 ORANGE BOWL

FLORIDA STATE	27
NEBRASKA	14

MIAMI, Fla. (Jan. 1, 1993) - The Orange Bowl provided the perfect setting for a reunion. After all, the bowl itself was one Florida State had not visited since 1981, and FSU had never won the game. In addition, the matchup between Big Eight champ Nebraska and Florida State provided a chance for the two teams to get re-acquainted.

1994 ORANGE BOWL

FLORIDA STATE	18
NEBRASKA	16

MIAMI, Fla. (Jan. 1, 1994) - The 60th Annual Orange Bowl game proved indeed to be a "Classic" as the nation's top two teams battled to the last second for the 1993 National Championship. When FSU kicker Scott Bentley's field goal with 21 seconds left in the game split the uprights and Cornhusker Byron Bennett's last second kick sailed wide left, FSU stood as 18-16 victors over No. 1 Nebraska.

1995 SUGAR BOWL

FLORIDA STATE	23
FLORIDA	17

NEW ORLEANS, La. (Jan. 2, 1995) - Florida State sacked Florida quarterback Danny Wuerffel five times and FSU's Danny Kanell dissected the UF secondary as Florida State settled a regular season tie, winning "the Fifth Quarter in the French Quarter" 23-17 in the 1995 Sugar Bowl. FSU's Warrick Dunn earned MVP honors as a sophomore. He rushed 14 times for 58 yards, caught nine passes for 51 yards and threw a 73-yard touchdown pass.

1996 ORANGE BOWL

FLORIDA STATE	31
NOTRE DAME	26

MIAMI, Fla. (Jan. 1, 1996) - Danny Kanell threw two fourth quarter touchdown passes to lead Florida State to a 31-26 come-from-behind win over Notre Dame in the final Orange Bowl game played in the historic stadium. FSU's Andre Cooper was named MVP after setting an Orange Bowl record with three touchdown catches, while Warrick Dunn rushed for 151 yards on 22 carries.

1997 SUGAR BOWL

FLORIDA STATE	20
FLORIDA	52

NEW ORLEANS, La. (Jan. 2, 1997) - A month after FSU defeated Florida 24-21 in the regular season, an incredible number of upsets meant the two would face each other in the Sugar Bowl for the national title. FSU trailed 24-20 in the third quarter, and lost Warrick Dunn to illness soon after. Danny Wuerffel led UF to the win.

1998 SUGAR BOWL

FLORIDA STATE	31
OHIO STATE	14

NEW ORLEANS, La. (Jan. 1, 1998) - FSU's passing combo of Thad Busby to E.G.Green combined with the Seminoles relentless defense to give Florida State an impressive 31-14 win over Ohio State. Green had seven catches for 176 yards en route to winning game MVP honors. Busby completed 22-of-33 passes for 324 yards and the Tribe defense allowed just one touchdown in the win.

FLORIDA STATE FOOTBALL



Legendary Head Coach Bobby Bowden is carried off the field after the Seminoles defeated West Virginia in the 2010 Gator Bowl.

1999 FIESTA BOWL

TENNESSEE.....	23
FLORIDA STATE.....	16

TEMPE, Ariz. (Jan. 4, 1999) - Tennessee had one more big play in them than FSU and the Seminoles could not convert two potential comeback opportunities in the last four minutes as the Volunteers defeated FSU 23-16 to win the 1998 national championship. QB Marcus Outzen, who started his third game in place of an injured Chris Weinke, connected on 9-of-22 passes for 145 yards, but threw an interception that was returned for a touchdown. Tennessee scored on a 79-yard touchdown pass from Tee Martin to Peerless Price with 9:17 left to give them the momentum down the stretch.

2000 SUGAR BOWL

FLORIDA STATE.....	46
VIRGINIA TECH.....	29

NEW ORLEANS, La. (Jan. 4, 2000) - No. 1 at the start, No. 1 at the finish, Florida State is the perfect national champion. Led by the sizzling Peter Warrick and the steady Chris Weinke, the Seminoles held off Virginia Tech for a 46-29 victory in the national championship game. Weinke completed 20 of 34 passes for 329 yards and four TD's - two to Warrick and two to Ron Dugans. Warrick finished with six catches for 163 yards and was named the game's MVP. Virginia Tech quarterback Michael Vick threw for 225 yards and one TD and ran for 97 yards. He gave the Hokies a lead in the third quarter, 29-28, before Weinke brought FSU back as he has done so well throughout his career. The win gave the Seminoles their second national title in the '90s and marked the first time in the history of the Associated Press poll that a team went wire-to-wire as No. 1.

2001 ORANGE BOWL

FLORIDA STATE.....	2
OKLAHOMA.....	13

MIAMI GARDENS, Fla. (Jan. 3, 2001) - Oklahoma used its trademark smothering defense to shut down Florida State to give No. 1 ranked Oklahoma a startling 13-2 victory in the Orange Bowl and its first national title in 15 years. Heisman Trophy winner Chris Weinke completed 25-of-51 passes for 274 yards, but had two interceptions and the offense obviously missed top receiver Snoop Minnis, who was ineligible for the game.

2002 GATOR BOWL

FLORIDA STATE.....	30
VIRGINIA TECH.....	17

JACKSONVILLE, Fla. (Jan. 1, 2002) - Florida State ended the 2001 football season on a positive note with a convincing 30-17 win over No. 15 Virginia Tech in front of a Gator Bowl record crowd of 72,202. FSU senior wide receiver Javon Walker was named MVP after breaking the Gator Bowl record for receiving yards with 195 yards on four catches including a pair of fourth quarter touchdown passes of 77 and 23 yards from quarterback Chris Rix.

2003 SUGAR BOWL

FLORIDA STATE.....	13
GEORGIA.....	26

NEW ORLEANS, La. (Jan. 1, 2003) - Bruce Thornton returned an interception for a touchdown, and No. 4 Georgia held off a shorthanded 16th-ranked Florida State team for a 26-13 win in the Sugar Bowl. Georgia kicked four field goals and Musa Smith rushed for 145 yards to lead the SEC Champions to the win. FSU quarterback Fabian Walker started in place of suspended Chris Rix and was himself replaced by wideout Anquan Boldin in the second half.

2004 ORANGE BOWL

FLORIDA STATE.....	14
MIAMI.....	16

MIAMI GARDENS, Fla. (Jan. 1, 2004) - After Miami took a 3-0 lead just four minutes into the game, FSU scored touchdowns on consecutive possessions in the second quarter. But Miami's Jarrett Payton ran for 131 yards and the 'Canes kicked three field goals and shut out the Seminoles in the second half for the win.

2005 GATOR BOWL

FLORIDA STATE.....	30
WEST VIRGINIA.....	18

JACKSONVILLE, Fla. (Jan. 1, 2005) - Leon Washington led Florida State to a 30-18 victory over West Virginia with a career-high 195 rushing yards. FSU needed only six plays to score a season-high 10 points in the first quarter. Washington went 69 yards on the game's second play for the longest TD run in Gator Bowl history. Lorenzo Booker added to the FSU ground attack with 101 yards.

2006 ORANGE BOWL

FLORIDA STATE.....	23
PENN STATE.....	26 (30T)

MIAMI GARDENS, Fla. (Jan. 3, 2006) - Florida State's Bobby Bowden and Penn State's Joe Paterno battled through three overtimes before PSU hit a 29-yard field goal in the third overtime to win the Orange Bowl 26-23. The Nittany Lions (No. 3) finished 11-1 and led 14-13 at the half. FSU tied it at 16 in regulation with a 48-yard FG by Gary Cismesia with 4:08 left. Both teams missed FG's in the first overtime and matched TD runs in the second.

2006 EMERALD BOWL

FLORIDA STATE.....	44
UCLA.....	27

SAN FRANCISCO, Calif. (Dec. 27, 2006) - Senior tailback Lorenzo Booker ran for 91 yards, caught five passes for 117 more and scored two touchdowns, leading the Seminoles over UCLA on to put a happy ending on Bowden's 30th straight winning season. FSU's fourth quarter was dynamite. Greg Carr caught a go-ahead, 30-yard touchdown pass on fourth-and-9, and Booker capped his final college game with a key third-down catch and a 3-yard TD run with 6:17 left. Tony Carter's 86-yard interception return for another score 37 seconds later was the finishing touch.

2007 MUSIC CITY BOWL

KENTUCKY.....	35
FLORIDA STATE.....	28

NASHVILLE, Tenn. (Dec. 31, 2007) - Andre Woodson threw four TD passes against Florida State and Kentucky won its second straight Music City Bowl, handing Bobby Bowden his first December bowl loss. Quarterback Drew Weatherford pulled the Seminoles to 28-21 with 8 minutes left on a 1-yard bootleg run - his first career game with two rushing TDs. Weatherford would add a TD pass to Greg Carr with just over 2 minutes remaining, and Florida State got the ball back at the 1-minute mark behind by one score. Weatherford's last-second pass fell incomplete in the end zone.



Chris Thompson rushed for 147 yards against South Carolina in the 2010 Chick-fil-A Bowl and was named Offensive MVP.

2008 CHAMPS SPORTS BOWL

FLORIDA STATE	42
WISCONSIN	13

ORLANDO, Fla. (Dec. 27, 2008) - Derek Nicholson and Dekoda Watson returned fumbles for touchdowns, Christian Ponder threw two TD passes and Florida State routed Wisconsin 42-13 in the Champs Sports Bowl. Florida State (9-4) finished with more than eight wins for the first time since 2004. Nicholson had two fumble recoveries, including one he returned 75 yards for a first-quarter touchdown. Punter Graham Gano averaged 48.2 yards on five and had three downed inside the Badgers 5 to earn game MVP.

2010 GATOR BOWL

FLORIDA STATE	33
WEST VIRGINIA	21

JACKSONVILLE, Fla. (Jan. 1, 2010) - Bobby Bowden watched the clock run down to :00, then took his last walk to midfield as his Florida State players jumped up and down, thrusting their helmets into the air. The coach went out a winner, carried off by the Seminoles. Jermaine Thomas ran for two touchdowns and FSU scored 20 unanswered points behind MVP quarterback EJ Manuel to knock off No. 18 West Virginia in the final game of Bowden's storied 44-year career. "I will not forget it. I won't forget the other ones we have here, too," Bowden said, his hands wrapped around the silver Gator Bowl trophy. Bowden finished with a 389-129-4 record, and most importantly to him, a 33rd consecutive winning season.

2010 CHICK-FIL-A BOWL

FLORIDA STATE	26
SOUTH CAROLINA	17

ATLANTA, Ga. (Dec. 31, 2010) - Florida State rewarded first-year coach Jimbo Fisher with his first bowl victory, courtesy a complete team effort. Offensive MVP Chris Thompson ran for 147 yards, while Defensive MVP Greg Reid forced two fumbles, broke up four passes and knocked South Carolina star tailback Marcus Lattimore from the game with a jarring tackle on the opening drive. Dustin Hopkins set a Chick-fil-A Bowl record with four field goals for the 'Noles, who put an exclamation point on their first 10-win season since 2003. EJ Manuel's 7-yard TD pass to Taiwan Easterling with 5:27 to play sealed the win.

2011 CHAMPS SPORTS BOWL

FLORIDA STATE	18
NOTRE DAME	14

ORLANDO, Fla. (Dec. 29, 2011) - Quarterback EJ Manuel rallied Florida State from a 14-point third quarter deficit with a pair of fourth quarter touchdown passes as the Seminoles defeated Notre Dame 18-14 in the Champs Sports Bowl. Manuel, playing most of the second half on a broken leg, connected with Bert Reed and MVP Rashad Greene on scoring passes of 18 and 15 yards in a span of 1:36 to give FSU a 15-14 lead. The second of two Dustin Hopkins field goals with 8:05 remaining closed out the scoring. FSU's defense intercepted three Irish passes, including Terrence Brooks' end zone theft to seal the game with 2:48 remaining. The 'Noles also registered four sacks.

2013 ORANGE BOWL

FLORIDA STATE	31
NORTHERN ILLINOIS	10

MIAMI GARDENS, Fla. (Jan. 1, 2013) - Senior fullback Lonnie Pryor led the way for the Seminoles on the ground with 134 yards and two touchdowns on only five carries on his way to being named Orange Bowl MVP. Florida State also had contributions from senior quarterback EJ Manuel, who completed 26-of-38 passes for 291 yards, including a six-yard touchdown pass to receiver Rashad Greene. Manuel became the second QB in FBS history to win four straight bowl games. Defensively, the Noles forced two turnovers and held the Huskies to only 3.5 yards per play. The win was FSU's first BCS win since winning the national championship in the Sugar Bowl after the 1999 season.

2014 BCS NATIONAL CHAMPIONSHIP

FLORIDA STATE	34
AUBURN	31

PASADENA, Cal. (Jan. 6, 2014) - Kelvin Benjamin soared to snare a two-yard touchdown pass from Jameis Winston with 13 seconds remaining as the Seminoles secured the program's third national championship. Winston, the Heisman Trophy-winning redshirt freshman, was named Offensive MVP in the final BCS National Championship game after guiding the Seminoles back from an 18-point second quarter deficit. Winston completed 14 of 20 second half pass attempts for 175 yards and two touchdowns, highlighted by his work during a seven-play, 80-yard, game-winning drive with just over a minute remaining. Cornerback P.J. Williams' interception with 12:56 remaining set up a touchdown drive to pull the Seminoles within 21-20. Williams was named the defensive MVP and received help from senior linebacker Telvin Smith's career-high 15 tackles and three tackles for loss by defensive end Mario Edwards Jr. Kermit Whitfield's 100-yard kickoff return for a touchdown with 4:31 remaining in the fourth quarter gave FSU its first lead (27-24) since an opening field goal by Roberto Aguayo. The victory capped the first 14-0 season in program history.



Kermit Whitfield ran back a 100-yard kickoff return for a touchdown to give FSU a 27-24 lead late in the fourth quarter of the 2014 BCS National Championship game.

2014 MEDIA ALL-ACC TEAM



1st TEAM | QB
JAMEIS WINSTON



1st TEAM | WR
RASHAD GREENE



1st TEAM | TE
NICK O'LEARY



1st TEAM | T
CAM ERVING



1st TEAM | G
TRE JACKSON



1st TEAM | PK
ROBERTO AGUAYO



1st TEAM | S
JALEN RAMSEY



1st TEAM | CB
P.J. WILLIAMS



1st TEAM | DE
MARIO EDWARDS JR.



1st TEAM | DT
EDDIE GOLDMAN



2nd TEAM | RB
DALVIN COOK



2nd TEAM | G
JOSUE MATIAS



2nd TEAM | C
CAM ERVING



2nd TEAM | LB
TERRANCE SMITH



3rd TEAM | DB
RONALD DARBY



3rd TEAM | LB
REGGIE NORTHRUP

2014 COACHES ALL-ACC TEAM



1st TEAM | QB
JAMEIS WINSTON



1st TEAM | WR
RASHAD GREENE



1st TEAM | TE
NICK O'LEARY



1st TEAM | T
CAM ERVING



1st TEAM | G
TRE JACKSON



1st TEAM | PK
ROBERTO AGUAYO



1st TEAM | S
JALEN RAMSEY



1st TEAM | DT
EDDIE GOLDMAN



1st TEAM | DE
MARIO EDWARDS JR.



2nd TEAM | CB
P.J. WILLIAMS



2nd TEAM | LB
TERRANCE SMITH



3rd TEAM | G
JOSUE MATIAS



3rd TEAM | C
CAM ERVING



3rd TEAM | RB
DALVIN COOK



3rd TEAM | DB
RONALD DARBY



3rd TEAM | LB
REGGIE NORTHRUP



3rd TEAM | PR
RASHAD GREENE

MOST 1st TEAM ALL-ACC PLAYERS FOR FLORIDA STATE

— since 1994 team had 10 —

(C. ABRAHAM, D. ALEXANDER, D. BROOKS, W. DUNN, C. FULLER, D. KANNELL, K. MCCORVEY, P. MCNEIL, C. SHIVER, L. TYRE)

2014 SCHEDULE // RESULTS

AUGUST 30 // ARLINGTON, TX

37  vs.  31

SEPTEMBER 6 // TALLAHASSEE, FL

12  vs.  37

SEPTEMBER 20 // TALLAHASSEE, FL

17  vs.  23

SEPTEMBER 27 // RALEIGH, NC

56  at  41

OCTOBER 4 // TALLAHASSEE, FL

3  vs.  43

OCTOBER 11 // SYRACUSE, NY

38  at  20

OCTOBER 18 // TALLAHASSEE, FL

27  vs.  31

OCTOBER 30 // LOUISVILLE, KY

42  at  31

NOVEMBER 8 // TALLAHASSEE, FL

20  vs.  34

NOVEMBER 15 // MIAMI, FL

30  at  26

NOVEMBER 22 // TALLAHASSEE, FL

17  vs.  26

NOVEMBER 29 // TALLAHASSEE, FL

19  vs.  24

DECEMBER 6 // CHARLOTTE, NC

37  vs.  35



@FSU_FOOTBALL



FSUFOOTBALL



/FSUFOOTBALL



SEMINOLES.COM