

NATIONWIDE POLL ON POLITICAL DEVELOPMENTS IN GREECE

July 26, 2015



Survey ID

B_e

-  Purpose: Opinion Poll on the latest political developments in Greece - July 26, 2015
-  Sample characteristics: Representative, men and women, 18 years old and over, based on the 2011 household census
-  Size and Geographical Distribution: 1,010 respondents, proportional distribution throughout Greece's 13 regions
-  Period of Data Collection: July 22-24, 2015
-  Sampling Method : Quotas with respect to geographical distribution, age, gender of the population
-  Data Collection Method: Telephone interviews

bridgingeurope.net

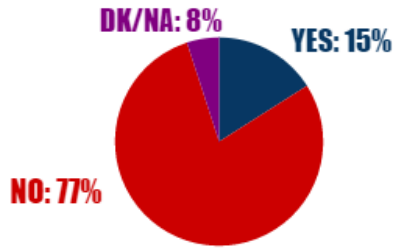
Nationwide Poll on the latest political developments in Greece



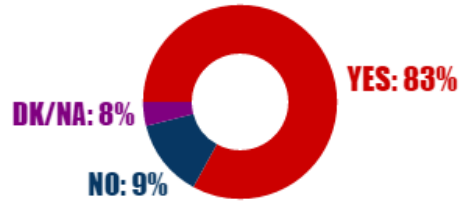
July 22-24, 2015

A. Assessment of Government Policy

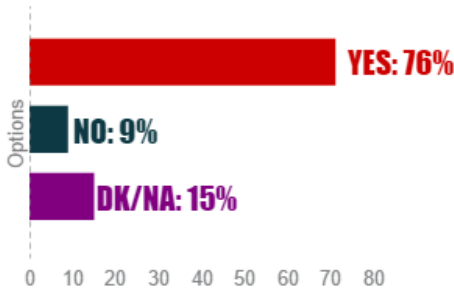
Q1: Are you satisfied with the general performance of the Greek government so far?



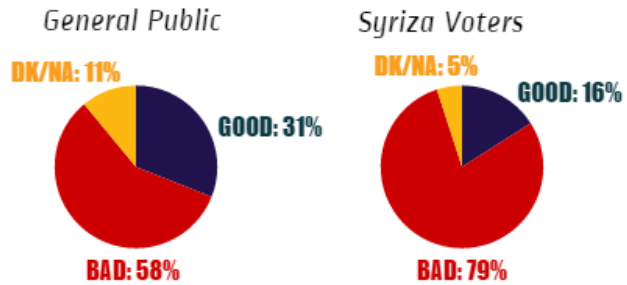
Q2: Do you believe that SYRIZA abandoned its election program?



Q3: Do you feel the Greek government has capitulated to the demands of the creditors?



Q4: Do you consider rupture in SYRIZA as a good or bad development?



Q5: Which are the three (3) most important policy areas that the government should emphasize at this moment?



@BridgingEurope



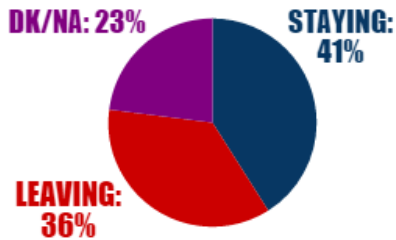
Nationwide Poll on the latest political developments in Greece



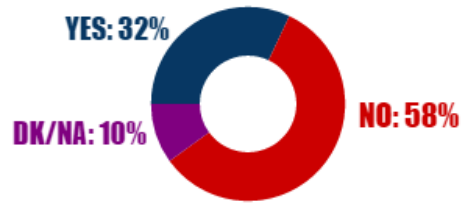
July 22-24, 2015

B. The Big Dilemmas

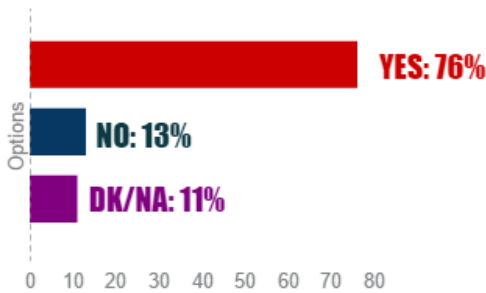
Q6: Under the current circumstances, do you prefer staying or leaving Eurozone?



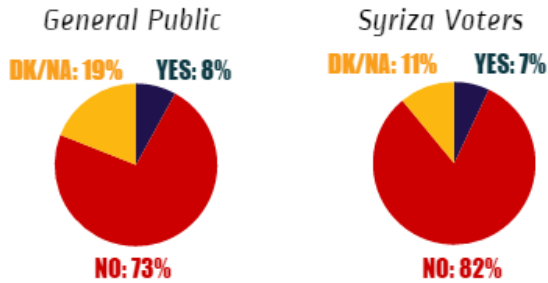
Q7: Do you believe that Grexit has been avoided?



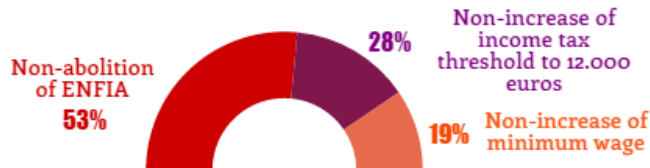
Q8: Do you believe that Greece is still on the brink of bankruptcy?



Q9: Do you believe that the bailout deal, if finally signed, could improve economic and social conditions in Greece?



Q10: Which are the three (3) most important policy areas that you feel the government has let you down?



@BridgingEurope



Nationwide Poll on the latest political developments in Greece



July 22-24, 2015

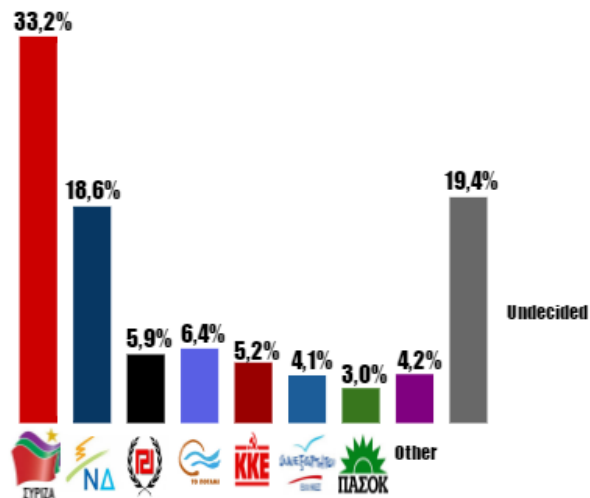
C. Political Leaders' Popularity

Q11: What is your opinion on each of the following political leaders?
(i.e. P: Positive or Rather Positive; N: Negative or Rather Negative; DK/NA)

Alexis Tsipras – Syriza	P: 52%	N: 39%	DK/NA: 9%
Panos Kammenos – Independent Greeks	P: 32%	N: 60%	DK/NA: 8%
Evangelos Meimarakis – New Democracy	P: 43%	N: 40%	DK/NA: 17%
Stavros Theodorakis – The River	P: 33%	N: 54%	DK/NA: 13%
Nikos Mihaloliakos – Golden Dawn	11%	N: 83%	DK/NA: 6%
Dimitris Koutsoubas – Communist Party	29%	N: 62%	DK/NA: 9%
Fofi Gennimata – PASOK	21%	N: 69%	DK/NA: 10%

D. Voting Intention

Q12: If national elections were held today, which party would you vote for?



@BridgingEurope

