



GLOBAL INDEX OF RELIGION AND ATHEISM

Press Release

Contact Details

For further details please contact:

International Queries

Ms. Rushna Shahid: Email: rushna.shahid@gallup.com.pk (Mobile) +92-307-5440148
(Landline) +92-51-2655630

Local Queries

Ms. Sinead Mooney, Deputy Managing Director, RED C Research
Email: sinead.mooney@redcresearch.ie (Landline) 01-8186316

Disclaimer: Gallup International Association or its members are not related to Gallup Inc., headquartered in Washington D.C which is no longer a member of Gallup International Association. Gallup International Association does not accept responsibility for opinion polling other than its own. We require that our surveys be credited fully as Gallup International (not Gallup or Gallup Poll). For further details see website: www.Gallup-international.com



Global Index of **RELIGION AND ATHEISM**

Question: **Irrespective of whether you attend a place of worship or not, would you say you are a religious person, not a religious persons or a convinced atheist?**

According to the latest global poll released by WIN-Gallup International, a world-wide network of leading opinion pollsters, Ireland rates as one of the least religious countries.

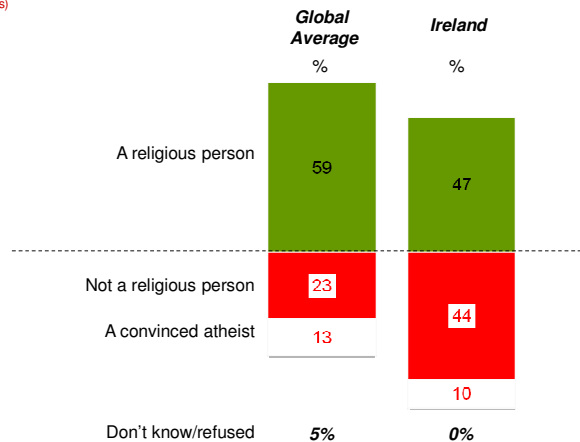
59% of the world said that they think of themselves as religious person, **23%** think of themselves as not religious whereas **13%** think of themselves as convinced atheists. However, when we compare this to **the Irish population, only 47%** consider themselves religious, placing Ireland low on the index of being religious coming in at position 43 out of 57 countries.

Ireland's View versus Global View

Question

Irrespective of whether you attend a place of worship or not, would you say you are a religious person, not a religious person or a convinced atheist?

(Base: All adults)



The WIN-Gallup International **'Religion and Atheism Index'** which measures global self-perceptions on beliefs is based on interviews with more than 50,000 men and women selected from 57 countries across the globe in five continents. The survey also provides trend data for shifts in attitudes since 2005.

A world-wide poll conducted by WIN-Gallup International, a network of the world's top most independent pollsters, asked exactly the same question in **57** countries across the globe:

RELIGIOSITY IS HIGHER AMONG THE POOR: People in bottom income groups are 17% more religious than those in top income groups.

It is interesting that Religiosity declines as worldly prosperity of individuals rises. While the results for nations as a whole are mixed, individual respondents within a country show a revealing pattern. If citizens of each of the 57 countries are grouped into five groups, from the relatively poor to relatively rich in their own countries, the richer you get, the less religious you define yourself.

The better off we are the less religious we become

Global View

Question

Irrespective of whether you attend a place of worship or not, would you say you are a religious person, not a religious person or a convinced atheist?

C

Income Bracket	Proportion describing themselves as religious
Bottom Quintile (Low Income)	66%
Medium-Low Quintile	65%
Medium Quintile	56%
Medium-High Quintile	51%
High Quintile (High Income)	49%

TOP 10 ATHEIST POPULATIONS:

The top ten Atheist populations are the following:

Percent saying they think of themselves as convinced atheists:

Countries	A religious person	Not a religious person	A convinced atheist	Don't know / no response
China	14%	30%	47%	9%
Japan	16%	31%	31%	23%
Czech Republic	20%	48%	30%	2%
France	37%	34%	29%	1%
Korea, Rep (South)	52%	31%	15%	2%
Germany	51%	33%	15%	1%
Netherlands	43%	42%	14%	2%
Austria	42%	43%	10%	5%
Iceland	57%	31%	10%	2%
Australia	37%	48%	10%	5%
Ireland	47%	44%	10%	0%

(11 countries because of 4 tying in at 10%)

TOP 10 RELIGIOUS POPULATIONS:

The top 10 religious populations are as following:

Percent saying they think of themselves as religious person:

Countries	A religious person	Not a religious person	A convinced atheist	Don't know / no response
Ghana	96%	2%	0%	1%
Nigeria	93%	4%	1%	2%
Armenia	92%	3%	2%	2%
Fiji	92%	5%	1%	2%
Macedonia	90%	6%	1%	1%
Romania	89%	6%	1%	3%
Iraq	88%	9%	0%	3%
Kenya	88%	9%	2%	1%
Peru	86%	8%	3%	3%
Brazil	85%	13%	1%	1%

TRENDS SINCE 2005: Ireland has the second greatest drop globally, in those claiming to be religious since 2005

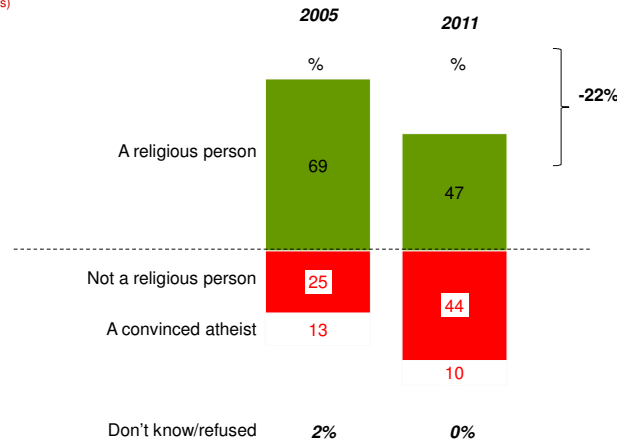
Ireland's Changing View 2011 versus 2005

Question

Irrespective of whether you attend a place of worship or not, would you say you are a religious person, not a religious person or a convinced atheist?

(Base: All adults)

C



RESEARCH EVALUATION DIRECTION CLARITY



(5)

Globally, those claiming to be religious, drops by 9%, while atheism rises by 3%. This compares to a drop of 22% among the Irish population claiming to be religious.

There is a notable decline across the globe in self-description of being religious. WIN-Gallup International had carried out exactly the same poll seven years ago in 2005. The global average of the 39 countries polled in both waves shows Religiosity Index dropped by 9% during these seven years. Most of the shift is not drifting from their faith, but claiming to be 'not religious' while remaining within the faith. There is however a rise of 3% in atheism as well (see table 3, 4 ahead)

TEN COUNTRIES EXPERIENCING NOTABLE DECLINE IN RELIGIOSITY SINCE 2005

Drop in Religiosity Index

Country	2005	2012	% change in Religiosity
Global Average	77%	68%	-9%
Vietnam	53%	30%	-23%
Ireland	69%	47%	-22%
Switzerland	71%	50%	-21%
France	58%	37%	-21%
South Africa	83%	64%	-19%
Iceland	74%	57%	-17%
Ecuador	85%	70%	-15%
United States	73%	60%	-13%
Canada	58%	46%	-12%
Austria	52%	42%	-10%

The poll was conducted by the oldest and the largest network of opinion pollsters affiliated with WIN-Gallup International in **57** countries covering more than **73%** of the world's population.

Methodology:

The global barometer of hope and despair is an annual tradition initiated by and designed under the chairmanship of Dr. George Gallup in 1977. It is conducted every year since then. This year it was carried out by associates of WIN-Gallup International in **57** countries around the world.

Sample Size and Mode of Field Work:

A total of 51,927 persons were interviewed globally. In each country a national probability sample of around 1000 men and women was interviewed either face to face (*35 countries; n=33,890*), via telephone (*11 countries; n=7,661*) or online (*11 countries; n=10,376*). Details are attached. The field work was conducted during November 2011- January 2012. In general the error margin for surveys of this kind is $\pm 3-5\%$ at 95% confidence level.

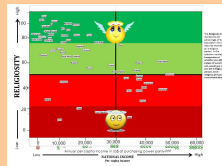
Weighting:

The global average has been computed according to the share of the covered adult population of the surveyed countries.

List of Tables and Figures (see Ahead)

Table 1:	Global Religiosity Index, 2012	(p.9)
Table 2:	Global Atheism Index, 2012	(p.10)
Table 3:	Trend in Religiosity Index, 2005-12	(p.11)
Table 4:	Trend in Atheism Index, 2005-12	(p.12)
Table 5:	Religiosity Index and National Income	(p.13)
Table 6:	Complete Results to Question, country by country	(p.14-15)
Table 7:	Complete Results to Question, Region-wise	(p.16-18)
Table 8:	Complete Results to Question, by selected Demographics	(p.19-20)
Table 9:	Trend Data Ireland (2005-2012)	(p.21)
Appendix:	Summary Chart on Methods and List of Countries	(p.22-24)

What is the **Religiosity and Atheism Index**?



The **Religiosity Index** represents the percentage of the population who self-describe themselves as 'a religious person' in the question worded as: **Irrespective of whether you attend a place of worship or not, would you say you are a religious person, not a religious persons or a convinced atheist?**

Atheism Index represents the percentage of population who self-describe themselves as convinced atheists in the Question reported above.

Table 1
GLOBAL RELIGIOSITY INDEX FOR 2012
 (Rank ordered from 'High' to 'Low')

National populations who are more inclined to say they are religious 		Ghana	96	
		Nigeria	93	
		Armenia	92	
		Fiji	92	
		Macedonia	90	
		Romania	89	
		Iraq	88	
		Kenya	88	
		Peru	86	
		Brazil	85	
		Georgia	84	
		Pakistan	84	
		Afghanistan	83	
		Moldova	83	
		Colombia	83	
		Cameroon	82	
		Malaysia	81	
		India	81	
		Poland	81	
		South Sudan	79	
		Uzbekistan	79	
		Serbia	77	
		Tunisia	75	
		Saudi Arabia	75	
		Italy	73	
		Argentina	72	
		Ukraine	71	
		Ecuador	70	
		Lithuania	69	
		Bosnia and Herzegovina	67	
		Palestinian territories (West Bank and Gaza)	65	
		Lebanon	64	
		South Africa	64	
		United States	60	
		Belgium	59	
		Bulgaria	59	
		Iceland	57	
		Russian Federation	55	
Finland	53			
Korea, Rep (South)	52			
Spain	52			
Germany	51			
Switzerland	50			
Ireland	47			
Canada	46			
Azerbaijan	44			
Netherlands	43			
Austria	42			
Hong Kong	38			
France	37			
Australia	37			
Vietnam	30			
Sweden	29			
Turkey	23			
Czech Republic	20			
Japan	16			
China	14			
National populations who are less inclined to say they are religious 				

Table 2
GLOBAL ATHEISM INDEX FOR 2012
 (Rank ordered from 'High' to 'Low')

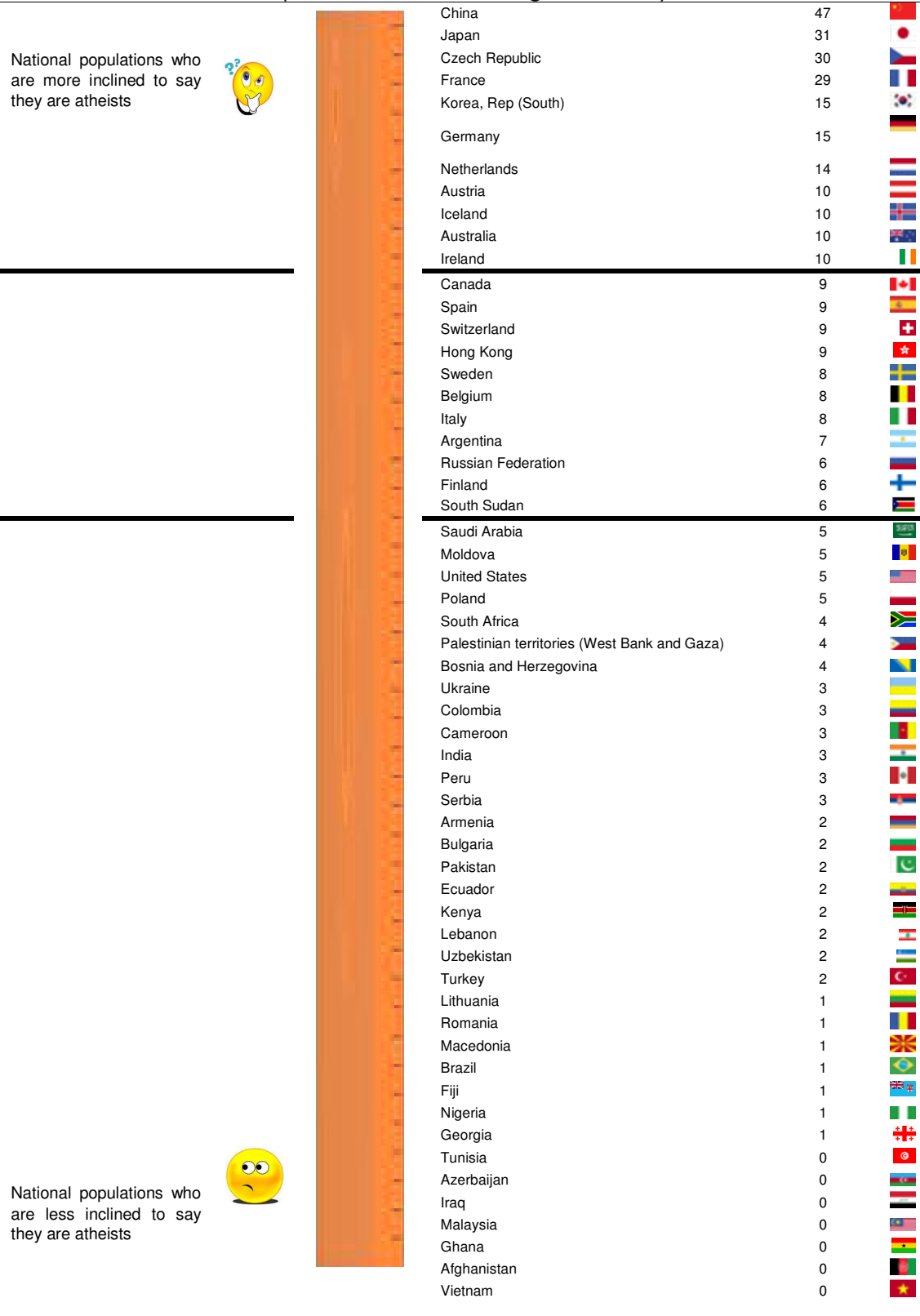


Table 3

**TREND IN RELIGIOSITY INDEX AMONG
40 COUNTRIES SURVEYED IN BOTH WAVES
(2005 - 2012)**

Country (Rank order by 2012, High to low)	2005	2012	% change in Religiosity
Global Average	77%	68%	-9%
Ghana	96%	96%	0%
Nigeria	94%	93%	-1%
Macedonia	85%	90%	5%
Romania	85%	89%	4%
Kenya	89%	88%	-1%
Peru	84%	86%	2%
Pakistan	78%	84%	6%
Moldova	78%	83%	5%
Colombia	83%	83%	0%
Cameroon	86%	82%	-4%
Malaysia	77%	81%	4%
India	87%	81%	-6%
Poland	85%	81%	-4%
Serbia	72%	77%	5%
Italy	72%	73%	1%
Argentina	80%	72%	-8%
Ukraine	70%	71%	1%
Ecuador	85%	70%	-15%
Lithuania	75%	69%	-6%
Bosnia and Herzegovina	74%	67%	-7%
South Africa	83%	64%	-19%
United States	73%	60%	-13%
Ireland	69%	47%	-22%
Bulgaria	63%	59%	-4%
Iceland	74%	57%	-17%
Russian Federation	57%	55%	-2%
Finland	51%	53%	2%
Korea, Rep (South)	58%	52%	-6%
Spain	55%	52%	-3%
Germany	60%	51%	-9%
Switzerland	71%	50%	-21%
Canada	58%	46%	-12%
Netherlands	42%	43%	1%
Austria	52%	42%	-10%
Hong Kong	-	-	-
France	58%	37%	-21%
Vietnam	53%	30%	-23%
Turkey	-	-	-
Czech Republic	22%	20%	-2%
Japan	17%	16%	-1%

Note on Turkey and Hong Kong: Both Turkey and Hong Kong show notable change since 2005. These changes are not from a faith to atheism but a shift from self-description of being 'Religious' to 'Not Religious'. We have requested researchers in both countries to investigate reasons which might explain this extra-ordinary shift.

Table 4

**TRENDS IN ATHEISM INDEX AMONG
39 COUNTRIES SURVEYED IN BOTH WAVES
(2005 - 2012)**

Country (Rank order by 2012, High to low)	2005	2012	% change in Atheism
Global Average	4%	7%	3%
Japan	23%	31%	8%
Czech Republic	20%	30%	10%
France	14%	29%	15%
Korea, Rep (South)	11%	15%	4%
Germany	10%	15%	5%
Netherlands	7%	14%	7%
Austria	10%	10%	0%
Ireland	3%	10%	7%
Iceland	6%	10%	4%
Canada	6%	9%	3%
Spain	10%	9%	-1%
Switzerland	7%	9%	2%
Hong Kong			-
Italy	6%	8%	2%
Argentina	2%	7%	5%
Russian Federation	4%	6%	2%
Finland	7%	6%	-1%
Moldova	2%	5%	3%
United States	1%	5%	4%
Poland	2%	5%	3%
South Africa	1%	4%	3%
Bosnia and Herzegovina	9%	4%	-5%
Ukraine	4%	3%	-1%
Colombia	3%	3%	0%
Cameroon	5%	3%	-2%
India	4%	3%	-1%
Peru	2%	3%	1%
Serbia	4%	3%	-1%
Bulgaria	5%	2%	-3%
Pakistan	1%	2%	1%
Ecuador	1%	2%	1%
Kenya	0%	2%	2%
Turkey			-
Lithuania	2%	1%	-1%
Romania	1%	1%	0%
Macedonia	3%	1%	-2%
Nigeria	1%	1%	0%
Malaysia	4%	0%	-4%
Ghana	0%	0%	0%
Vietnam	1%	0%	-1%

RELIGIOSITY INDEX AND NATIONAL INCOME

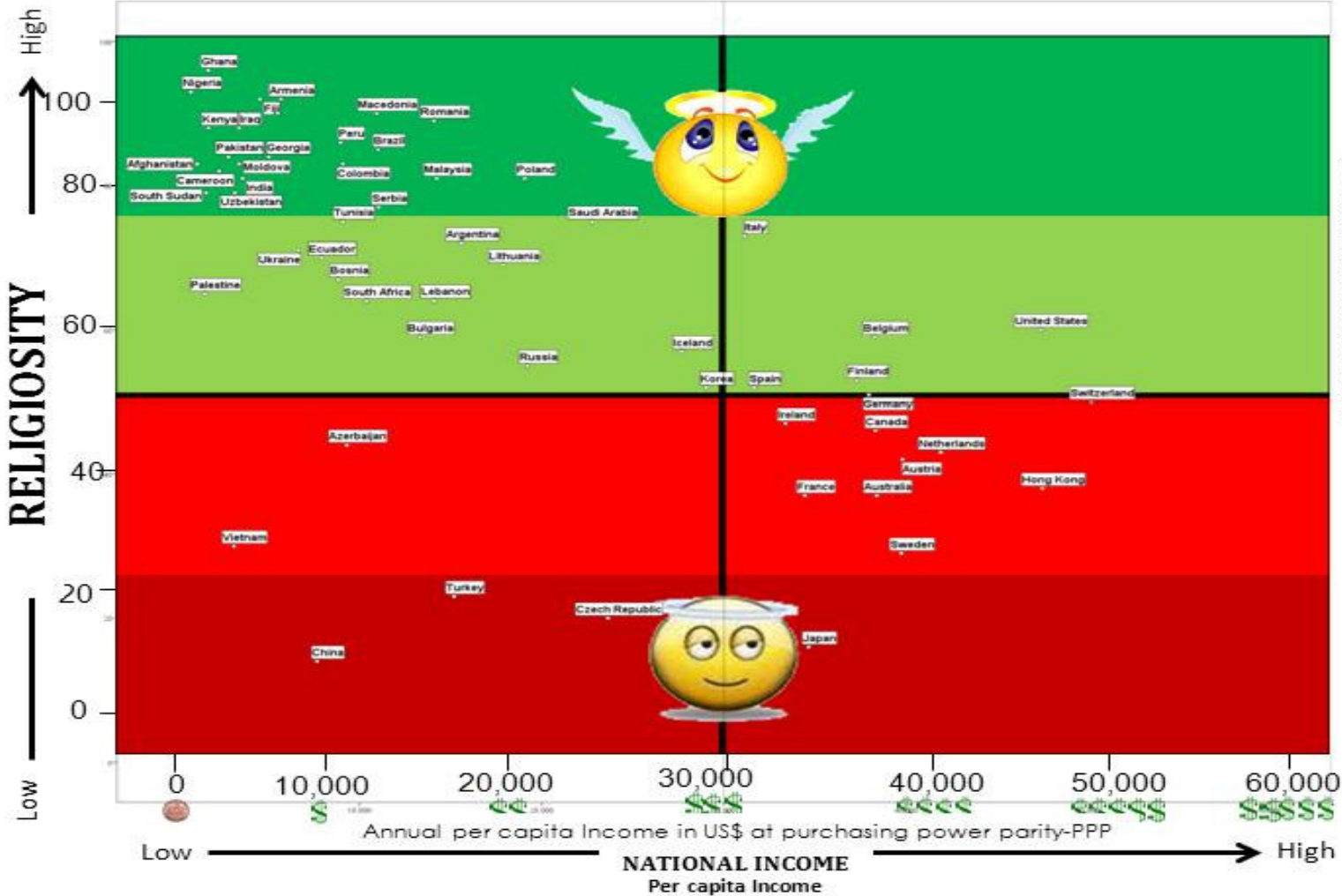


Table 6

GLOBAL RELIGIOSITY AND ATHEISM INDEX FOR 2012
(Detailed Table)

Question: Irrespective of whether you attend a place of worship or not, would you say you are a religious person, not a religious persons or a convinced atheist?

		<i>Percent of Respondents</i>			
Global Average*	51927	59%	23%	13%	5%
Countries in alphabetical order	Sample Size Unweighted N	A religious person	Not a religious person	A convinced atheist	Don't know / no response
Afghanistan	1031	83%	15%	0%	2%
Argentina	1002	72%	19%	7%	1%
Armenia	500	92%	3%	2%	2%
Australia	1040	37%	48%	10%	5%
Austria	1003	42%	43%	10%	5%
Azerbaijan	510	44%	51%	0%	5%
Belgium	528	59%	26%	8%	7%
Bosnia and Herzegovina	1000	67%	25%	4%	4%
Brazil	2002	85%	13%	1%	1%
Bulgaria	997	59%	28%	2%	12%
Cameroon	504	82%	14%	3%	1%
Canada	1003	46%	40%	9%	5%
China	500	14%	30%	47%	9%
Colombia	606	83%	12%	3%	2%
Czech Republic	1000	20%	48%	30%	2%
Ecuador	400	70%	27%	2%	2%
Fiji	1020	92%	5%	1%	2%
Finland	984	53%	38%	6%	3%
France	1671	37%	34%	29%	1%
Georgia	1000	84%	12%	1%	3%
Germany	502	51%	33%	15%	1%
Ghana	1505	96%	2%	0%	1%
Hong Kong	500	38%	51%	9%	2%
Iceland	852	57%	31%	10%	2%
India	1091	81%	13%	3%	3%
Iraq	1000	88%	9%	0%	3%
Ireland	1001	47%	44%	10%	0%
Italy	987	73%	15%	8%	4%
Japan	1200	16%	31%	31%	23%
Kenya	1000	88%	9%	2%	1%
Korea, Rep (South)	1524	52%	31%	15%	2%
Lebanon	500	64%	33%	2%	2%
Lithuania	1025	69%	22%	1%	7%
Macedonia	1209	90%	8%	1%	1%
Malaysia	520	81%	13%	0%	6%
Moldova	1086	83%	5%	5%	7%
Netherlands	505	43%	42%	14%	2%
Nigeria	1049	93%	4%	1%	2%
Pakistan	2705	84%	8%	2%	6%
Palestinian territories (West Bank and Gaza)	626	65%	29%	4%	2%
Peru	1207	86%	8%	3%	3%
Poland	520	81%	9%	5%	6%
Romania	1050	89%	6%	1%	3%

WIN-Gallup International
GLOBAL INDEX OF RELIGIOSITY AND ATHEISM - 2012

Russian Federation	1000	55%	26%	6%	13%
Saudi Arabia	502	75%	19%	5%	1%
Serbia	1037	77%	16%	3%	4%
South Africa	200	64%	28%	4%	5%
South Sudan	1020	79%	10%	6%	5%
Spain	1146	52%	38%	9%	1%
Sweden	501	29%	50%	8%	12%
Switzerland	507	50%	38%	9%	4%
Tunisia	503	75%	22%	0%	2%
Turkey	1031	23%	73%	2%	2%
Ukraine	1013	71%	20%	3%	6%
United States	1002	60%	30%	5%	5%
Uzbekistan	500	79%	16%	2%	3%
Vietnam	500	30%	65%	0%	5%

Note 1: Global Average is weighted according to Weighting Scheme explained in the Methods Chapter

2: In some cases the total may not add up to 100 or mismatch with earlier tables to the extent of 1%. Please ignore this, as it is due to round off error.

Disclaimer: Gallup International Association or its members are not related to Gallup Inc., headquartered in Washington D.C which is no longer a member of Gallup International Association. Gallup International Association does not accept responsibility for opinion polling other than its own. We require that our surveys be credited fully as Gallup International (not Gallup or Gallup Poll). For further details see website: www.Gallup-international.com

Table 7

GLOBAL RELIGIOSITY AND ATHEISM INDEX: REGION-WISE
(Detailed Table)

Question: Irrespective of whether you attend a place of worship or not, would you say you are a religious person, not a religious persons or a convinced atheist?

Percent of Respondents

Global Average	51927	59%	23%	13%	5%
REGIONAL CLASSIFICATION					
	Sample Size Unweighted N	A religious person	Not a religious person	A convinced atheist	Don't know / no response
All Regions	51927	59%	23%	13%	5%
North America	2005	57%	33%	6%	5%
Latin America	5217	84%	13%	2%	1%
Western Europe	11227	51%	32%	14%	3%
Eastern Europe	12437	66%	21%	5%	8%
Africa	5278	89%	7%	2%	2%
Arab World	3131	77%	18%	2%	2%
West Asia	5777	64%	30%	3%	4%
South Asia	1091	83%	11%	3%	3%
East Asia	1020	39%	57%	0%	4%
North Asia	4744	17%	30%	42%	11%
G-7	6365	48%	30%	14%	7%
United States of America	1002	60%	30%	5%	5%
Canada	1003	46%	40%	9%	5%
Germany	502	51%	33%	15%	1%
France	1671	37%	34%	29%	1%
Italy	987	73%	15%	8%	4%
Japan	1200	16%	31%	31%	23%
BRIC	4593	60%	18%	17%	5%
Brazil	2002	85%	13%	1%	1%
Russian Federation	1000	55%	26%	6%	13%
India	1091	81%	13%	3%	3%
China	500	14%	30%	47%	9%
Other G-20	5299	46%	45%	7%	3%
Argentina	1002	72%	19%	7%	1%
Korea	1524	52%	31%	15%	2%
Turkey	1031	23%	73%	2%	2%
Australia	1040	37%	48%	10%	5%
South Africa	200	64%	28%	4%	5%
Saudi Arabia	502	75%	19%	5%	1%
Global Flash- Points	5362	83%	9%	3%	4%
Iraq	1000	88%	9%	0%	3%
Afghanistan	1031	83%	15%	0%	2%
Pakistan	2705	84%	8%	2%	6%

Palestine	626	65%	29%	4%	2%
Emerging and other Nations in Asia and Latin America	4753	52%	43%	1%	4%
Malaysia	520	81%	13%	0%	6%
Hong Kong	500	38%	51%	9%	2%
Vietnam	500	30%	65%	0%	5%
Peru	1207	86%	8%	3%	3%
Ecuador	460	70%	27%	2%	2%
Colombia	606	83%	12%	3%	2%
Fiji	1020	92%	5%	1%	2%
Emerging and other Nations in Western Europe	7527	48%	39%	10%	3%
Spain	1146	52%	38%	9%	1%
Sweden	501	29%	50%	8%	12%
Finland	964	53%	38%	6%	3%
Iceland	852	57%	31%	10%	2%
Austria	1003	42%	43%	10%	5%
Switzerland	507	50%	38%	9%	4%
Belgium	528	59%	26%	8%	7%
Netherlands	505	43%	42%	14%	2%
Ireland	1001	47%	44%	10%	0%
Lebanon	500	64%	33%	2%	2%
Emerging and other Nations in Eastern Europe	7899	71%	18%	7%	4%
Poland	520	81%	9%	5%	6%
Romania	1050	89%	6%	1%	3%
Czech Republic	1000	20%	48%	30%	2%
Bulgaria	997	59%	28%	2%	12%
Bosnia and Herzegovina	1000	67%	25%	4%	4%
Macedonia	1209	90%	8%	1%	1%
Serbia	1037	77%	16%	3%	4%
Moldova	1086	83%	5%	5%	7%
CIS/ Former Soviet Union	4548	74%	19%	2%	5%
Ukraine	1013	71%	20%	3%	6%
Lithuania	1025	69%	22%	1%	7%
Armenia	500	92%	3%	2%	2%
Azerbaijan	510	44%	51%	0%	5%
Uzbekistan	500	79%	16%	2%	3%
Georgia	1000	84%	12%	1%	3%
Africa	5581	90%	6%	1%	2%
Nigeria	1049	93%	4%	1%	2%
Kenya	1000	88%	9%	2%	1%
Tunisia	503	75%	22%	0%	2%
Ghana	1506	96%	2%	0%	1%

Cameroon	504	82%	14%	3%	1%
South Sudan	1020	79%	10%	6%	5%

Note: Global Average is weighted according to Weighting Scheme explained in the Methods Chapter

Disclaimer: Gallup International Association or its members are not related to Gallup Inc., headquartered in Washington D.C which is no longer a member of Gallup International Association. Gallup International Association does not accept responsibility for opinion polling other than its own. We require that our surveys be credited fully as Gallup International (not Gallup or Gallup Poll). For further details see website: www.Gallup-international.com

Table 8

GLOBAL RELIGIOSITY AND ATHEISM INDEX: DEMOGRAPHIC GROUP-WISE
(Detailed Table)

Question: Irrespective of whether you attend a place of worship or not, would you say you are a religious person, not a religious persons or a convinced atheist?

		<i>Percent of Respondents</i>			
Global Average	51927	59%	23%	13%	5%
	Sample Size Unweighted N	A religious person	Not a religious person	A convinced atheist	Don't know / no response
Gender-wise	51927	59%	23%	13%	5%
Male	26154	60%	23%	12%	5%
Female	25773	57%	23%	14%	6%
Age-wise	50907	59%	23%	13%	5%
Under 30	15030	60%	22%	12%	5%
30-50	20451	59%	22%	14%	5%
51-65	10222	53%	27%	14%	6%
+65	5138	66%	22%	8%	4%
DK/NR	66	77%	9%	7%	7%
Monthly Household Income-wise	49907	59%	23%	13%	5%
Low (Bottom quintile/20%)	9226	66%	21%	7%	6%
Medium low (Second quintile/20%)	10100	65%	21%	9%	5%
Medium (Third quintile/20%)	10239	56%	23%	15%	5%
Medium high (Fourth quintile/20%)	7223	51%	24%	20%	5%
High (Top quintile/20%)	6014	49%	27%	19%	5%
Refused/Don't know/no answer	7105	68%	19%	6%	6%
Education-wise	50907	59%	23%	13%	5%
No education/ only basic education	11279	68%	20%	7%	5%
Secondary school	24367	61%	23%	10%	6%
High level education (e.g. university)	15061	52%	24%	19%	5%
NR	160	59%	9%	9%	23%
Religions-wise	48036	61%	22%	12%	5%
Roman Catholic	11495	81%	16%	1%	2%
Russian or Eastern Orthodox	7659	78%	17%	1%	4%
Protestant	5334	83%	14%	1%	2%
Other Christian	3242	80%	16%	1%	3%
Hindu	974	82%	12%	3%	3%
Muslim	10505	74%	20%	3%	3%

WIN-Gallup International
 GLOBAL INDEX OF RELIGIOSITY AND ATHEISM - 2012

Jewish	106	38%	54%	2%	6%
Buddhist	725	97%	2%	0%	1%
Other	1234	76%	17%	3%	4%
Nothing	5940	3%	47%	45%	6%
Refuse/ NA	822	22%	18%	7%	52%

Note: Global Average is weighted according to Weighting Scheme explained in the Methods Chapter

Disclaimer: Gallup International Association or its members are not related to Gallup Inc., headquartered in Washington D.C which is no longer a member of Gallup International Association. Gallup International Association does not accept responsibility for opinion polling other than its own. We require that our surveys be credited fully as Gallup International (not Gallup or Gallup Poll). For further details see website: www.Gallup-international.com

Table 9

Trend data (2005-2012)

Ireland

Question: Irrespective of whether you attend a place of worship or not, would you say you are a religious person, not a religious person or a convinced atheist?

Percent of Respondents

Serial #	Years	A religious person	Not a religious person	A convinced atheist	Don't know / no response
1	2005	69%	25%	3%	2%
2	2011	47%	44%	10%	0%

Source: Annual Global Barometer conducted by affiliates of WIN-Gallup International Association. See details on: www.gallup.com.pk, www.gallup-international.com/

Summary Chart on Methods

Country	Contact	E-mail	Company	Mode	Sample Type	Data weighted?	Size	Fieldwork Dates
Afghanistan	Matthew Warshaw	Matthew.Warshaw@acsor-surveys.com	ACSOR-Surveys	Face to face	National	Yes	1,031	Nov 25 - Dec 2
Argentina	Gerardo TuñónCorti	g.tunon@ibopeinteligencia.com.ar	IBOPE Inteligencia S.A.	Telephone	Urban	No	1002	Nov 7-Nov 17
Armenia	Aram Navasardyan	ama@netsys.am	MPG	Telephone	National	No	500	Dec 22-Dec26
Austria	Ingrid Lusk	i.lusk@gallup.at	Osterreichisches Gallup Institute	Face to face	National	Yes	1003	Nov16-Dec 7
Australia	Peter Kenny	Peter.Kenny@cbr.com.au	Colmar Brunton Research	Online	National	Yes	1040	Dec 12 - Dec 13
Azerbaijan	Ashraf Hajiyev	Ashraf.Hajiyev@siar.az	SIAR Research and Consulting Group	Face to face	Urban	No	510	Dec 2 - Dec 12
Belgium	DetournayArther	Adetournay@dedicated.be	Dedicated Research	Telephone	National	Yes	528	Nov 29-Dec 10
Bosnia	Aida Hadziavdic-Begovic	AIDA.HADZIAVDIC@MIB.BA	MARECO INDEX BOSNIA	Telephone	National	No	1000	Nov 10 - Nov 18
Brazil	Eduardo Azevedo	Eduardo.azevedo@ibope.com.br	IBOPE Inteligência	Face to face	National	No	2002	Dec 08 -Dec12
Bulgaria	Mila Grigorova	m.grigorova@gallup-bbss.com	BBSS Gallup International	Face to face	National	Yes	997	Nov 4 - Nov 10
Cameroon	Yaptie Placide	Pyaptie@-africa.com	TNSRMS Cameroun	Face to face		Yes	504	Oct29 - Nov 5
Canada	Sarah Weill	sweill@legermarketing.com	Leger Marketing	Online	National	Yes	1003	Nov 22-Nov 29
China	Zhou Xin	zhouxin@comrc.com.cn	CRC-Research Center, Ltd	Online	National	Yes	500	Nov 28 - Dec 8
Colombia	Jaime Arteaga	jarteaga@cncol.com	CNC	Online	Urban	No	606	Dec 1-Dec 6
Czech Republic	Jan Trojacek	trojacek@mareco.cz	Mareco s.r.o.	Face to face	National	Yes	1000	Nov 16-Nov 28
Denmark	Roger Elsted	roger.elsted@dma-research.com	DMA/Research	Online	National	Yes	506	Dec 02 – Dec 08
Ecuador	Nancy Cordova	Nancy.cordova@cedatos.com	CEDATOS	Face to face	National	Yes	400	Nov, 2011
Egypt	Laila Guindy	laila.guindy@rada.com.eg	RADA Research & Public Relations Co.	Face to face	Urban	Yes	1000	Nov 04 – Nov 13
Fiji	Tim Wilson	tim@tebbuttresearch.com	Tebbutt Research	Face to face	Urban	Yes	1020	Dec 16-Dec 20
Finland	Jari Pajunen	jari.pajunen@taloustutkimus.fi	Taloustutkimus Oy	Face to face	National	Yes	984	Nov 6 - Nov 21
France	Céline Bracq	celine.bracq@bva.fr	BVA	Online	National	Yes	1671	Dec 2-Dec 3-Dec 4
Georgia	Merab Pachulia	mpachulia@gorbi.com	Georgian Opinion Research Business International (GORBI)	Face to face	National	No	1000	Dec 10-Dec19
Germany	Johannes Huxoll	johannes.huxoll@tns-ernid.com	TNS Emnid	Telephone	National	Yes	502	9-Dec
Ghana	Femi Laoye	olaoye@rms-africa.com	TNS RMS Ghana	Face to face	National	No	1505	Nov 7-Nov 22
Hong Kong	Christy Szeto	christy.szeto@csg-worldwide.com	Consumer Search Group	Telephone	Urban	Yes	500	Nov 24 - Dec 11
Iceland	Sigrún Drífa Jónsdóttir	sigrun.drifa.jonsdottir@capacent.is	Capacent Gallup	Online	National	Yes	852	Nov 24 - Dec 2
India	YashwantDeshmukh	yashwant@teamcvoter.com	CVoter News Services Pvt. Ltd.	Telephone	National	Yes	1091	Dec 3 - Dec 10

Iraq	Munqith Dagher	munqith_daghir@iiacss.org	IIACSS	Face to face	Urban	Yes	1000	Nov 20 - Dec 2
Ireland	Sinead Mooney / Roisin O'Coineen	sinead.mooney@redcresearch.ie / roisin.ocoineen@redcresearch.ie	RED C Research & Marketing Ltd	Online	National	Yes	1001	Dec 2-Dec 11
Italy	Paolo Colombo	paolo.colombo@doxa.it	Doxa	Face to face	National	Yes	987	Nov 21-Dec 4
Japan	Hisako Kumada	kumada@nrc.co.jp	Nippon Research Center, Ltd.	Self Administered	National	Yes	1200	Nov 2 - Nov 14
Kenya	Margit Cleveland	margit@infiniteinsight.net	Infinite Insight	Face to face	National	Yes	1,000	Oct 26 - Nov 05
Lebanon	SelimSaad	s.saad@reachmass.com	REACH S.A.L	Telephone	National	No	500	Nov, 2011
Lithuania	Renata Ševcovienė	renata.sevcoviene@rait.lt	RAIT Ltd.	Face to face	National	Yes	1025	Dec 05-Dec12
Macedonia	Kalina Medarovska	kalina@brima.com.mk	BRIMA	Face to face	National	Yes	1209	Nov 18 - Nov 27
Malaysia	Kho Chai Kiat	Chaikiat.kho@tnsglobal.com	TNS RESEARCH INTERNATIONAL	Face to face	National	No	520	Nov 2 - Nov 30
Moldova	Ivanisheva Natalya	Ivanisheva.N@romir.ru	Romir	Face to face	National	No	1086	Nov 30 - Dec 12
Netherlands	Imre van Rooijen	i.van.rooijen@marketresponse.nl	Market Response	Telephone	National	Yes	505	Nov 14-Nov 21
Nigeria	Josiah Kimanzi	jkimanzi@rms-africa.com	TNS RMS Nigeria	Face to face	Urban	No	1,049	Nov 4-Nov 31
Pakistan	Fatima, Idrees (Ms.)	fatima.idrees@gallup.com.pk	Gallup Pakistan	Face to face	National	Yes	2705	Dec 27 - Dec 3
Palestine	Nabil Kukali	dr.kukali@pcco.org	Palestinian Center for Public Opinion (PCPO)	Face to face	National	No	626	Nov 29 - Dec 8
Perú	Gustavo Yrala	gyrala@datum.com.pe	Datum Internacional S.A.	Face to face	National	No	1207	Dec 8 - Dec 10
Poland	Grzegorz Dąbrowski	grzegorz.dabrowski@mareco.pl	Mareco Polska	Face to face	Urban	No	520	Dec 30 – Jan 5
Romania	Lucian Rotariu	lucian.rotariu@csop.ro	T.N.S. C.S.O.P	Face to face	National	Yes	1050	Nov 26-Dec 5
Russia	Ivanisheva Natalya	Ivanisheva.N@romir.ru	Romir	Online	Urban	Yes	1000	Dec 25 - Dec 28
Saudi Arab	Mohammed M. Aayed	m.aayed@parc-ksa.com	PAN ARAB RESEARCH CENTER (PARC)	Telephone	Urban	No	502	Nov, 2011
Serbia	Petar Krstic	petar.krstic@tnsmediumgallup.co. rs	TNS Medium Gallup	Face to face	National	Yes	1037	Nov 3-Nov 8
South Africa	Patson Gasura, Diana Nyarirangwe & Florence Ndanga	patson@topliners.co.za, diana@topliners.co.za & Florence@topliners.co.za	Topline Research Solutions (TRS)	Face to face	National	Yes	200	Dec 2 - Dec 6
South Korea	Hyunjeong Jung	hiujung@gallup.co.kr	Gallup Korea	Face to face	National	Yes	1,524	Nov 18-Dec 6
South Sudan	Margit Cleveland	margit@infiniteinsight.net	Infinite Insight	Face to face	National	Yes	1,020	Nov 5 - Dec 6
Spain	Carlos Clavero / Luciano Miguel	carlos.clavero@institutodym.es / luciano.miguel@institutodym.es	Instituto DYM	Face to face	National	Yes	1146	Nov 17-Dec 6
Sweden	Johan Lilliecreutz	johan.lilliecreutz@cmaresearch.se	CMA Research AB	Online	National	No	501	Nov 9-Nov 11
Switzerland	Barbara Schumacher	Barbara.schumacher@isopublic.c h	ISOPUBLIC AG	Face to face	National	Yes	507	Nov 23 - Dec 5
Tunisia	Nabil Belaam	emrhod@gnet.tn	EMRHOD INTERNATIONAL	Face to face	National	No	503	Nov 24-Dec 2
Turkey	Derya Değerli / Esra Dalgıç	d.degerli@barem.com.tr /e.dalgic@barem.com.tr	Barem Research	Telephone	National	Yes	1031	Dec 6 - Dec 12
Ukraine	Ivanisheva Natalya	Ivanisheva.N@romir.ru	Romir	Face to face	National	Yes	1,013	Nov 22 - Dec 4
USA	Cindy Kaminski	ckaminski@trig-us.com	TRiG	online	National	Yes	1002	Nov 22-Nov 29
Uzbekistan	Ivanisheva Natalya	Ivanisheva.N@romir.ru	Romir	Face to face	Urban	No	500	Nov 16-Dec 6

Vietnam	Tran Nguyen My Dung	dung_tnm@irl-hcm.com.vn	Indochina Research Limited	Face to face	National	Yes	500	Nov 1 - Nov 09
---------	---------------------	-------------------------	----------------------------	--------------	----------	-----	-----	----------------

- Summary:**
- 1- Total Countries: 59 (n=51,927)
 - 2- Mode of Interview:
 - a. Fact to Face: Countries 35 (n=33,890)
 - b. Telephone: Countries 11 (n=7,661)
 - c. Online: Countries 11 (n=10,376)
 - 3- Coverage:
 - National: Countries 45 (n=43,214)
 - Urban only: Countries 12 (n=8,713)
 - 4- Field Work Dates: November 2011 – January, 2012

Disclaimer: Gallup International Association or its members are not related to Gallup Inc., headquartered in Washington D.C which is no longer a member of Gallup International Association. Gallup International Association does not accept responsibility for opinion polling other than its own. We require that our surveys be credited fully as Gallup International (not Gallup or Gallup Poll). For further details see website: www.Gallup-international.com



For more details :

Rushna Shahid
Assisting Gallup International
Opinion Research Group
Tele: +92-51-2655630
Fax: +92-51-2655632
Email: rushna.shahid@gallup.com.pk

Irene Zuettel
Gallup International
Zurich
Tele: +41 (0) 44 806 6650
Fax : +41 (0) 44 806 6660
Email: jirene.zuettel@gallup-international.com



Sinead Mooney
Deputy Managing Director
RED C Research
Dublin
Tel: 01-8186316
Email: sinead.mooney@redcresearch.ie

Disclaimer: Gallup International Association or its members are not related to Gallup Inc., headquartered in Washington D.C which is no longer a member of Gallup International Association. Gallup International Association does not accept responsibility for opinion polling other than its own. We require that our surveys be credited fully as Gallup International (not Gallup or Gallup Poll). For further details see website: www.Gallup-international.com