



R

2015-2016 WOMEN'S BASKETBALL GUIDE



R

ALL-TIME

**BIG WINNINGEST
COACH**

RUTGERS WOMEN'S BASKETBALL BY THE

NUMBERS



1

NAISMITH HALL
OF FAME COACH



2

WOMEN'S BASKETBALL HALL
OF FAME COACHES



1

WNIT
CHAMPIONSHIP



2

USA
OLYMPIC COACHES



4

OLYMPIANS



4

DEFENSIVE
PLAYER OF THE YEAR



4

FIRST TEAM
ALL-AMERICANS



6

ROOKIES
OF THE YEAR



7

NCAA ELITE
EIGHT APPEARANCES



10

STRAIGHT NCAA
APPEARANCES



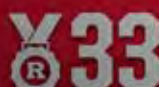
17

WNBA DRAFT
SELECTIONS



24

NCAA TOURNAMENT
APPEARANCES



33

FIRST TEAM
ALL-CONFERENCE HONOREES



75

ALL-CONFERENCE
SELECTIONS



36

1,000 CAREER
POINT SCORERS

SCARLET KNIGHTS TAKE



Rutgers has had 17 former student-athletes drafted into the WNBA. Six of the 17 were first round picks, selected eighth or higher. Rutgers has boasted at least one draft choice in six of the past nine years. Over 30 former Scarlet Knights have continued their basketball careers overseas.

CAPPIE PONDEXTER

 TOP-15 ALL-TIME IN WNBA HISTORY	 SIX-TIME WNBA ALL-STAR	 WNBA FINALS MVP	 WNBA ALL-DEFENSIVE ALL-DEFENSIVE TEAM	 2008 GOLD MEDALIST TEAM USA
 NUMBER 2 OVERALL OVERALL WNBA DRAFT PICK	 TWO-TIME WNBA CHAMPION	 WNBA ALL-ROOKIE TEAM	 BIG EAST PLAYER OF THE YEAR	FIRST STUDENT ATHLETE IN BIG EAST HISTORY TO EARN FOUR "PLAYER OF THE YEAR"
				KODAK/WBCA ASSOCIATE PRESS & WOMEN'S WOODEN ALL-AMERICAN

THE NEXT **BIG** STEP



CHELSEA
NEWTON

2005 WNBA CHAMPION



CAPPIE
PONDEXTER

2007 & 2009 WNBA CHAMPION



TAMMY
SUTTON-BROWN

2012 WNBA CHAMPION

BIG SUCCESS

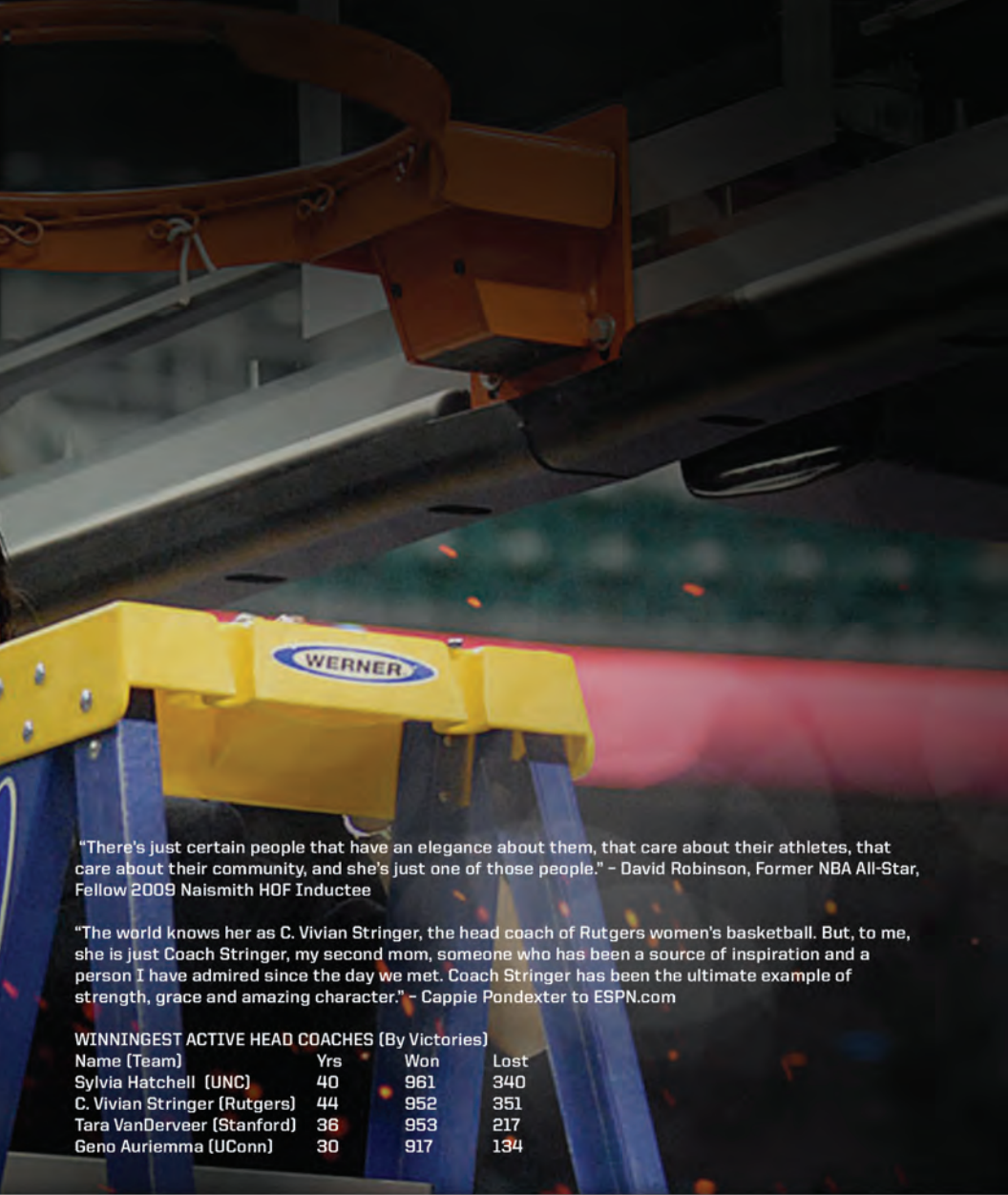
A coal miner's daughter, C. Vivian Stringer learned a valuable lesson from her parents growing up in the small town of Edenborn, Pa., "Work hard and don't look for excuses, and you can achieve anything."

In over two decades "On The Banks," Stringer has built Rutgers into one of the nation's elite program. A 2009 inductee into the coveted Naismith Memorial Basketball Hall of Fame, Stringer was the first coach - men or women - to lead three different programs to the Final Four.

A teacher, mentor and mother, she ranks third among active women's basketball coaches in career victories and in Division I women's basketball was the third woman, eighth coach (male or female) and first African-American Coach to reach 900 victories.

"A lot of times, everything at that age feels like trial by fire. You come out of the fire, and it's what you will be for life. You learn so much from those four years, and Coach Stringer will make sure that whatever lessons you learn on (the) court, you'll be able to apply them to life. You'll be shaped and molded into a better person." - Essence Carson to ESPN.com





"There's just certain people that have an elegance about them, that care about their athletes, that care about their community, and she's just one of those people." - David Robinson, Former NBA All-Star, Fellow 2009 Naismith HOF Inductee

"The world knows her as C. Vivian Stringer, the head coach of Rutgers women's basketball. But, to me, she is just Coach Stringer, my second mom, someone who has been a source of inspiration and a person I have admired since the day we met. Coach Stringer has been the ultimate example of strength, grace and amazing character." - Cappie Pondexter to ESPN.com

WINNINGEST ACTIVE HEAD COACHES (By Victories)

Name (Team)	Yrs	Won	Lost
Sylvia Hatchell (UNC)	40	961	340
C. Vivian Stringer (Rutgers)	44	952	351
Tara VanDerveer (Stanford)	36	953	217
Geno Auriemma (UConn)	30	917	134





BIG ATMOSPHERE

The Rutgers Athletic Center is one of the toughest and loudest buildings in the nation for opponents. The RAC - as it is commonly called - is home to the Rutgers women's and men's basketball programs and provides a home-court advantage with an astounding fan base. The Scarlet Knights are 161-29 when playing in the confines of the RAC since 2002-03.

The RAC has played host to nine conference tournaments and has also hosted 19 NCAA Tournament games, including the first and second rounds of the 2009 NCAA Tournament. The RAC provides a home-court advantage with an astounding fan base.

Since 2010, the Scarlet Knights have played on a Robbins MVP permanent hardwood and ample floor and in 2013 a brand new state-of-the-art Daktronics scoreboard featuring high definition video along with two new auxiliary scoreboards and sound system were installed.





OUR BIG HOME

The Rutgers locker room is the Scarlet Knights' home away from home.

The locker room features: stadium-style seating, two HD televisions available for film breakdown or for a break in-between classes, a mini-kitchen with microwave and hidden refrigerator and freezer plus a separate dressing area with personalized wooden lockers adjacent to the shower area.

Murals adorn the wall, embracing the past and welcoming the future. Rutgers' WNBA draft selections are highlighted on the wall of the entry way and the 2000 and 2007 Final Four teams along with the success of the Scarlet Knights throughout the years are celebrated throughout the locker room.





BIG ATTENTION

The Scarlet Knights are one of the most heavily covered women's basketball teams in the nation, located conveniently next door to the number one media market - New York City.

The 2015-16 season features seven nationally televised games - Five on the Big Ten Network and two in front of the ESPN2 cameras. The Scarlet Knights can also be seen on BTN Plus, the Big Ten Network's streaming platform, throughout the year.

ESPN Films and espnW took top honors in the "Best Documentary Short" category at the 2013 Tribeca Film Festival for the "Nine for IX" digital short "Coach" - a glimpse into the storied career of head coach C. Vivian Stringer. The film was directed by Bess Kargman and executive produced by Whoopi Goldberg.






BIG SUPPORT

STRENGTH & CONDITIONING

The Rutgers women's basketball is committed to being the strongest and most fit team in the nation. The squad has full-time strength and conditioning coaches available for both in- and off-season programs. To compete at the highest level of Division I basketball, a positive and comprehensive strength and conditioning program is a requirement, not a luxury.

Also aiding in the health and wellness of the Scarlet Knights is the athletic training staff. The staff is responsible for evaluating and assessing injuries, as well as designing rehabilitation programs. Dedicated concern is the hallmark of the Rutgers sports medicine staff. The RU Sports Medicine staff consists of 10 full-time athletic trainers and several student athletic trainers. In addition, the staff is assisted by orthopedic professionals, dentists and nutrition counselors, as well as many other branches of medical consultants.





ACADEMICS

An academic powerhouse with an international reputation: that's Rutgers, New Jersey's state university and one of the best public research universities in the US. If you're an ambitious student looking for a first-class education, Rutgers delivers. Top-ranked academic departments. Internationally recognized schools and colleges. Acclaimed faculty of scholars and scientists. Rutgers has bold aspirations and high expectations.

Student-Athletes have the best of both worlds at Rutgers University - world-class academics and top-notch athletics. Countless former Scarlet Knights have pursued degrees in various disciplines and gone on to successful career in medicine, law, business and a variety of other industries.





BIG STAGE

The Rutgers women's basketball program is committed to reaching the NCAA Tournament and achieving the goal of bringing home a national championship each and every season. The Scarlet Knights have made 24 NCAA appearances - most recently dancing to the second round of the tournament in 2015. RU has made final four appearance in 2000 and 2007, has reached the Elite Eight seven times and appeared in 11 Sweet 16 contests.



TABLE OF CONTENTS

R

PLAYERS

COACHES

OUTLOOK

REVIEW

RUTGERS

HISTORY

MEDIA

This is Rutgers Basketball 1
 Rutgers and the WNBA 2
 C. Vivian Stringer 4
 Game Atmosphere 6
 Media Attention 8
 Academics 10
 NCAA Appearances 12
 Table of Contents/Quick Facts 13

SCARLET KNIGHTS

Alexis Burke 16
 Briyona Canty 20
 Ariel Butts 24
 Kahleah Copper 28
 Cynthia Hernandez 32
 Rachel Hollivay 36
 Alex Alfano 40
 Tyler Scaife 48
 Shrita Parker 48
 Ashii Jeune 52
 Victoria Harris 53
 Aliyah Jeune 54
 Desirree Keeling 55
 Khadaizha Sanders 56

COACHES & STAFF

Head Coach C. Vivian Stringer 58
 Assistant Coach Timothy Eatman 68
 Assistant Coach Kelley Gibson 70
 Assistant Coach Ervin Monier 72
 Director of Operations
 Michelle Edwards 74
 Assistant to the Head Coach
 Betsy Yonkman 75
 Support Staff 76

2015-16 OUTLOOK

2015-16 Roster 80
 Season Preview 81

2014-15 SEASON REVIEW

Season Review 84
 2014-15 Season Statistics 86
 Game-by-Game Statistics 87

RUTGERS QUICK FACTS

GENERAL

School: Rutgers,
 ... The State University of New Jersey
 Location: New Brunswick, NJ
 Founded: 1766
 Enrollment: 65,000
 President: Dr. Robert L. Barchi
 Nickname: Scarlet Knights
 Color: Scarlet (PMS 186)
 Director of Athletics: Julie Hermann
 Senior Associate Athletic Director/
 SWA: Kate Hickey
 Conference: Big Ten
 Home Court (Capacity): The RAC
 (8,000)
 Press Row Phone: (732) 445-4200
 Web Site: www.scarletknights.com
 Twitter: @RutgersWBB
 Instagram: @RutgersWBB

BASKETBALL INFORMATION

Head Coach: C. Vivian Stringer
 (Slippery Rock '71)
 Overall Record/Seasons: 952-351
 (.731)/44 Seasons

Game High/Lows 88
 Game Leaders 90

RUTGERS UNIVERSITY

Robert L. Barchi, President 92
 Julie Hermann, Athletic Director 94
 Athletic Administration 96

HISTORY & TRADITION

Year-By-Year 98
 Career Records 99
 Game Records 102
 Single Season Records 103
 30-40 Club/100 Point Games 106
 Annual Leaders 107
 Records By Class 109
 All-Time Starting Lineups 111
 All-Time Letterwinners 114
 Great Moments In History 117
 Milestones & Firsts 122
 All-Americans 123
 Hall of Fame 123
 Retired Jerseys 131
 All-Time Honors 132
 WNBA Selections 139
 USA Basketball 143
 Post-Season Play 144
 RU In The NCAA Tournament 148
 RAC Records 152
 Road Records 153
 Attendance Records 154
 All-Time Results 159
 Series Vs. Opponents 169
 Overtime 180

MEDIA INFORMATION

Media Information 182
 Media Outlets 184
 Area Directory 186
 The RAC 187

Credits: The 2015-16 Rutgers Basketball Media Guide was published by the Division of Intercollegiate

Record at RU/Seasons: 432-216
 (.667)/20 Seasons
 Assistant Coaches: Timothy Eatman
 (Talladega '98)
 Kelley Gibson (Maryland '98)
 Ervin Monier (St. Mary's '85)
 Director of Operations: Michelle Edwards (Iowa '89)

BASKETBALL HISTORY

First Year of Program: 1974
 Overall All-Time Record: 855-370
 (.698)
 Number of NCAA Post-Season
 Appearances: 24
 Last Postseason Appearance: 2015

TEAM INFORMATION

2014-15 Overall Record: 23-10
 2014-15 Big Ten Record/Finish:
 12-6/T-4th
 2015 Postseason:
 NCAA Second Round
 Big Ten Quarterfinals
 Letterwinners R/L: 7/4
 Starters R/L: 3/2
 Newcomers: 4

Athletics, Julie Hermann, Director.

Editors: Kimberly Zivkovich,
 Stephanie Mamakas

Contributing Editors: Anthony
 Hernandez, Andrew Kulihein, Kevin
 Lorincz

Layout and Design: Andrew Kulihein,
 Kevin Revoir, Kimberly Zivkovich

Printing: Provident Print Consulting,
 LLC, 2983 Winterthur Close
 Kennesaw, GA 30144

Photography: Patti Banks, Paul
 Bereswill, Stacey Brann, Jeff Ca-
 marati, Joe Campbell, Gary Clarke,
 Richard Clifton, Tom Cisek/NJ
 Sports Pics, William Ewart, Shelley
 Feller, John Gwillim, Grant Halver-
 son, Chuck LeClaire, Jim O'Connor,
 NJ Sports Pics, Larry Levanti,
 David Richard, Nick Romanenko,
 Brian Tirpak, Duncan Williams, Kyle
 Terada, Will Schneekloth, Benjamin
 Solomon, Marcus Snowdon, Dale
 Zanine, USA Basketball, respective
 WNBA teams, Getty/WNBA Images,
 Jesse D. Garrabart/NBAE/Getty
 Images, Nike, Rutgers Archives,
 Rutgers University, Dave Saffran/
 MSG Photos/Avi Gerver/MSG Photos,
 Angela Cranford/MSG Photos,
 Ron Hoskin, Jessica Hoffman, Ned
 Dishman, Carmen Santiago, Brian
 Choi, USA Basketball, Joseph Nair/
 SYOGOC Steven Maikoski/USA
 Basketball, Gary Dineen Garrett W.
 Ellwood/USA Basketball

ATHLETIC COMMUNICATIONS

Director of Athletic Communications/
 Women's Basketball SID:
 Kimberly Zivkovich
 E-Mail Address:
 kzivkovich@scarletknights.com
 Cell Phone: 732-690-6716
 Office Fax: 732-445-3063

Mailing Address:
 High Point Solutions Stadium
 West Gate
 1 Scarlet Knight Way
 Piscataway, New Jersey 08854
 Best Time to Reach Coach: Through
 SID

**YOUR LEGACY IS ON THE LINE.
YOUR POWERS ARE ABOUT TO FACE
THE ULTIMATE TEST.
YOUR FATE RESTS IN YOUR HANDS:
COME HOME WITH THE TITLE, OR BE
LOST TO HISTORY.
BECOME IMMORTAL.**



NIKE.COM/BASKETBALL



P A R T

T

SCARLET KNIGHTS

Alexis Burke.....	16	Tyler Scaife.....	48
Briyona Canty.....	20	Shrita Parker.....	48
Ariel Butts.....	24	Ashli Jeune.....	52
Kahleah Copper.....	28	Victoria Harris.....	53
Cynthia Hernandez.....	32	Aliyah Jeune.....	54
Rachel Hollivay.....	36	Desiree Keeling.....	55
Alex Alfano.....	40	Khadaizha Sanders.....	56



ALEXIS BURKE

GRADUATE STUDENT • 5-11 • FORWARD

BAINBRIDGE, GA.

BAINBRIDGE/ILLINOIS

22

2014-15: Sat out the season with a torn ACL.

2013-14 (1.8 ppg/1.5 rpg): Came off the bench to provide support in the post ... Appeared in 33 games with three starts - including the second and third rounds of the WNIT ... Made her first start as a Scarlet Knight at UMass (Nov. 20) ... Scored a season-high eight points against LaSalle (Nov. 17) along with three steals and 4-of-5 effort from the free throw line ... Also played a season-high 23 minutes vs. the Explorers.

2012-13: Joined the Scarlet Knights after transferring from the University of Illinois ... Sat out the season due to NCAA transfer rules.

2011-12 - at Illinois (6.9ppg/2.9 rpg): Appeared in 30 games, making 12 starts ... Posted seven double-digit scoring games ... Earned team's Most Improved Award as a sophomore at Illinois ... Set a career-high with 26 points against Clemson (Dec. 1) in only 20 minutes of action, connecting on a personal-best 12 field goals on 18 attempts ... Also grabbed five boards and earned two steals during the contest - both season highs ... Earned first collegiate start vs. Northwestern (Jan. 16), totaling six points, four rebounds and a career-high three steals ... Connected on 4-of-8 field goals, including her only three-pointer attempted, for nine points at then-No. 10/12 Ohio State (Jan. 22) ... Went 7-for-17 from the field to finish with 17 points at #15/17 Purdue on Feb. 5, adding a career-high seven rebounds and a block.

2010-11 - at Illinois (4.5 ppg/1.7 rpg): Played in 31 games as a true freshman, averaging 4.5 points and 1.7 rebounds in 11.8 minutes per game ... Named Big Ten Co-Freshman of the Week on Nov. 29 after averaging 14.3 ppg in three tournament

games in Hawaii ... Named to all-tournament team at the Waikiki Beach Marriott Rainbow Wahine Showdown.

PRIOR TO RUTGERS/PERSONAL: Ranked No. 50 overall prospect nationally by ESPNU HoopGurlz and the No. 11 small forward ... Named Georgia Class 4A Player of the Year, first team All-State and Region Player of the Year as a senior in 2010 after leading Bainbridge High School to a 25-4 record and a perfect 8-0 sub-region mark ... Averaged 22.5 points and 12.3 rebounds per game as a junior while leading Bainbridge to the 2009 Georgia Class 4A Final Four ... named first team all-state, region player of the year and first team all-region as a junior in 2008-09 ... Helped her club team, Essence, win the Nike National Championship in 2008 ... Named one of the Top 12 performers in the summer of 2009 by HoopGurlz ... Daughter of Grechelle Blocker and the late Charles Burke Sr. ... Has one brother, Charles, Jr., and three sisters, Brittney, TiAndria and Tyra ... Working towards a masters in labor and employment relations.



PLAYERS

COACHES

OUTLOOK

REVIEW

RUTGERS

HISTORY

MEDIA

R MEET THE SCARLET KNIGHTS

PLAYERS

COACHES

OUTLOOK

REVIEW

RUTGERS

HISTORY

MEDIA



BURKE'S CAREER HIGHS

Points	26 at Clemson (12-01-11)
Field Goals Made	12 at Clemson (12-01-11)
Field Goal Attempts	18 at Clemson (12-01-11)
FG Pct. (min 5 made)	.714 (5-7) vs. Northwestern (1-9-11)
3-Point Field Goals Made	4 vs. North Carolina (11-27-10)
3-Point FG Attempts	6 vs. North Carolina (11-27-10)
3-PT FG Pct. (min 2 made)	.667 (4-6) vs. North Carolina (11-27-10)
Free Throws Made	5 vs. Texas Tech (12-17-11)
Free Throw Attempts	6 vs. Texas Tech (12-17-11)
FT Pct. (min 3 made)	1.00 (3-3) (2x) most recent at Houston (2-11-14)
Rebounds	7 at Purdue (2-5-12)
Assists	3 (2x) most recent at Indiana (2-12-12)
Steals	5 at Minnesota (12-16-12)
Blocked Shots	2 (3x) most recent vs. Wisconsin (2-26-12)
Turnovers	5 (2x) most recent vs. Minnesota (2-16-12)
Fouls	4 (8x) most recent Nebraska (1-29-12)
Minutes	29 vs. Northwestern (2-20-12)

BURKE'S CAREER STATISTICS

PLAYER	GP-SS	MIN-AVG	FG-FGA	PCT	3FG-FGA	PCT	FT-FTA	PCT	O-D-REB	AVG	PF-FO	AST	TO	BL	SH	PTS-AVG
2010-11 (at IU)	31-0	385-11.8	52-141	.369	18-44	.227	27-44	.614	22-30	52-17	53-0	13	32	3	3	104-5.5
2011-12 (at IU)	30-12	538-17.9	84-197	.426	3-13	.231	35-56	.625	39-48	87-2.9	62-0	12	42	12	18	206-6.9
2012-13	-	DNP	-	-	-	-	-	-	-	-	-	-	-	-	-	-
2013-14	33-3	224-6.8	24-56	.429	0-1	.000	12-20	.600	17-33	50-1.5	22-0	3	12	1	6	60-1.8
2012-13	-	DNP	-	-	-	-	-	-	-	-	-	-	-	-	-	-
TOTAL	94-15	1127-12.0	160-394	.406	13-58	.224	74-120	.617	78-111	189-2.0	22-0	3	12	1	6	407-4.3

BURKE'S CAREER CONFERENCE STATISTICS

PLAYER	GP-SS	MIN-AVG	FG-FGA	PCT	3FG-FGA	PCT	FT-FTA	PCT	O-D-REB	AVG	PF-FO	AST	TO	BL	SH	PTS-AVG
2010-11 (BIG)	16-0	157-9.8	22-69	.319	4-19	.211	10-17	.588	10-12	22-1.4	24-0	5	12	1	0	58-3.6
2011-12 (BIG)	16-11	359-22.4	51-122	.418	3-10	.300	19-31	.613	23-31	54-3.4	38-0	9	24	8	13	124-7.8
2012-13 (BIG EAST)	-	DNP	-	-	-	-	-	-	-	-	-	-	-	-	-	-
2013-14 (AAC)	15-0	99-6.6	13-31	.419	0-1	.000	5-7	.714	0-15	22-1.5	8-0	0	3	0	1	29-1.9
2012-13	-	DNP	-	-	-	-	-	-	-	-	-	-	-	-	-	-
Totals	47-11	615-13.1	86-222	.388	7-30	.233	34-55	.618	41-58	102-2.2	70-0	14	39	9	14	211-4.5

BURKE 2013-14 GAME-BY-GAME

Opponent	Date	gs	min	Total		3-Pointers		Free throws			Rebounds				pf	a	t/o	blk	stl	pts	avg
				fg-fga	pct	3fg-fga	pct	ft-fa	pct	off	def	tot	avg								
PRINCETON	11/10/13	8	0-1	.000	0-0	.000	0-0	0.000	0-0	0.000	0	0	0	0	0	0	0	0	0	0.0	
at Northeastern	11/13/13	6	2-3	.667	0-0	.000	1-2	500	2	2	4	2.0	1	0	0	0	0	0	5	2.5	
LASALLE	11/17/13	23	2-4	500	0-0	.000	4-5	800	2	1	3	2.3	2	1	3	0	3	8	4.3		
at Massachusetts	11/20/13	12	0-3	.000	0-0	.000	0-0	0.000	1	0	1	2.0	2	0	1	0	0	0	3.3		
HOWARD	11/22/13	12	1-2	500	0-0	.000	1-2	500	0	4	4	2.4	0	1	0	0	0	3	3.2		
vs LSU	11/29/13	1	0-0	.000	0-0	.000	0-2	0.000	0	0	0	2.0	0	0	0	0	0	0	2.7		
at Davidson	12/04/13	6	1-1	1.000	0-0	.000	0-0	0.000	2	2	4	2.3	4	0	1	0	0	2	2.6		
WAGNER	12/12/13	9	1-2	500	0-0	.000	1-2	500	1	1	2	2.3	1	0	0	1	3	2.6			
SACRED HEART	12/15/13	4	0-0	.000	0-0	.000	0-0	0.000	0	0	0	2.0	0	1	0	0	0	0	2.3		
GEORGIA	12/21/13	1	0-0	.000	0-0	.000	0-0	0.000	0	0	0	1.8	0	0	0	0	0	0	2.1		
at USF	12/28/13	1	0-0	.000	0-0	.000	0-0	0.000	0	0	0	1.6	0	0	0	0	0	0	1.9		
HOUSTON	01/04/14	4	1-3	.333	0-1	.000	0-0	0.000	0	0	0	1.5	0	0	1	0	0	2	1.9		
at Cincinnati	01/07/14	5	1-1	1.000	0-0	.000	0-0	0.000	0	1	1	1.5	0	0	0	0	0	2	1.9		
SMU	01/11/14	6	2-2	1.000	0-0	.000	0-0	0.000	1	3	4	1.6	1	0	1	0	0	4	2.1		
UCONN	01/19/14	2	0-1	.000	0-0	.000	0-0	0.000	0	0	0	1.5	1	0	0	0	0	0	1.9		
at UCF	01/22/14	13	1-3	.333	0-0	.000	0-0	0.000	1	1	2	1.6	0	0	0	0	0	2	1.9		
LOUISVILLE	01/28/14	7	2-4	500	0-0	.000	0-0	0.000	1	2	3	1.6	0	0	0	0	0	4	2.1		
MEMPHIS	02/01/14	16	2-5	.400	0-0	.000	2-4	500	0	0	0	1.6	1	0	0	0	0	6	2.3		
CINCINNATI	02/04/14	5	1-1	1.000	0-0	.000	0-0	0.000	0	2	2	1.6	0	0	0	0	0	2	2.3		
at SMU	02/08/14	2	0-0	.000	0-0	.000	0-0	0.000	0	0	0	1.5	0	0	0	0	0	0	2.2		
at Houston	02/11/14	8	2-2	1.000	0-0	.000	3-3	1.000	1	1	2	1.5	3	0	1	0	0	7	2.4		
UCF	02/15/14	11	0-3	.000	0-0	.000	0-0	0.000	1	1	2	1.5	1	0	0	0	0	0	2.3		
at Louisville	02/23/14	3	0-0	.000	0-0	.000	0-0	0.000	0	0	0	1.5	0	0	0	0	0	0	2.2		
TEMPLE	02/26/14	4	0-1	.000	0-0	.000	0-0	0.000	1	1	2	1.5	1	0	0	0	0	0	2.1		
at UConn	03/01/14	12	1-5	.200	0-0	.000	0-0	0.000	2	3	5	1.6	0	0	0	1	2	2.1			
vs SMU	03/08/14	1	0-0	.000	0-0	.000	0-0	0.000	0	1	1	1.6	0	0	0	0	0	0	2.0		
vs Connecticut	03/09/14	2	0-0	.000	0-0	.000	0-0	0.000	0	1	1	1.6	0	0	0	0	0	0	1.9		
DELAWARE	03/20/14	4	0-0	.000	0-0	.000	0-0	0.000	0	1	1	1.6	1	0	1	0	0	0	1.9		
HARVARD	03/24/14	18	2-4	500	0-0	.000	0-0	0.000	1	2	3	1.6	2	1	0	0	0	4	1.9		
SETON HALL	03/27/14	9	0-1	.000	0-0	.000	0-0	0.000	0	3	3	1.7	0	0	0	0	0	0	1.9		
at Bowling Green	03/31/14	2	1-1	1.000	0-0	.000	0-0	0.000	0	0	0	1.6	0	0	0	0	0	2	1.9		
at USF	04/02/14	2	0-1	.000	0-0	.000	0-0	0.000	0	0	0	1.6	0	1	0	1	0	0	1.8		
at UTEP	04/05/14	5	1-2	500	0-0	.000	0-0	0.000	0	0	0	1.5	0	0	0	0	0	2	1.8		
Totals		3	224	24-56	.429	0-1	.000	12-20	.600	17	33	50	15.22	3	12	1	6	60	1.8		

BURKE 2011-12 GAME-BY-GAME

Opponent	Date	gs	min	Total		3-Pointers		Free throws		Rebounds				pf	a	t/o	blk	stl	pts	avg
				fg-fga	pct	3fg-fga	pct	ft-fga	pct	off	def	tot	avg							
SOUTH CAROLINA	11/11/11	12	3-3	1.000	0-0	.000	0-2	.000	1	1	2	2.0	2	0	2	0	0	6	6.0	
at Cleveland State	11/13/11	10	4-6	.667	0-0	.000	0-0	.000	3	2	5	3.5	3	0	1	0	0	8	7.0	
MEMPHIS	11/15/11	2	0-2	.000	0-1	.000	0-0	.000	0	0	0	2.3	0	0	0	0	1	0	4.7	
at Oregon	11/18/11	4	0-0	.000	0-0	.000	1-3	.333	0	0	0	1.8	1	0	0	0	0	1	3.8	
at California	11/20/11	13	1-4	.250	0-0	.000	2-2	1.000	0	1	1	1.6	3	0	1	0	0	4	3.8	
vs Green Bay	11/24/11	9	1-3	.333	0-0	.000	0-0	.000	0	2	2	1.7	1	0	1	0	1	2	3.5	
vs Arizona State	11/25/11	13	1-4	.250	0-0	.000	1-1	1.000	1	1	2	1.7	0	1	1	0	0	3	3.4	
at Clemson	12/01/11	20	12-18	.667	0-0	.000	2-3	.667	3	2	5	2.1	1	0	4	1	2	26	6.3	
at Illinois State	12/07/11	15	0-3	.000	0-0	.000	2-4	.500	2	2	4	2.3	3	0	2	0	0	2	5.8	
vs Texas Tech	12/17/11	25	3-11	.273	0-1	.000	5-6	.833	2	2	4	2.5	4	0	1	2	0	11	6.3	
vs Montana State	12/19/11	16	2-4	.500	0-0	.000	0-0	.000	1	1	2	2.5	0	0	0	0	0	4	6.1	
vs Dayton	12/20/11	9	1-4	.250	0-0	.000	2-2	1.000	1	0	1	2.3	4	0	1	0	0	4	5.9	
ALABAMA A&M	12/28/11	12	4-8	.500	0-0	.000	1-2	.500	0	2	2	2.3	1	1	3	0	1	9	6.2	
MICHIGAN	12/30/11	3	0-2	.000	0-0	.000	0-0	.000	1	0	1	2.2	0	0	0	0	0	0	5.7	
PURDUE	01/02/12	13	0-4	.000	0-1	.000	1-2	.500	1	0	1	2.1	0	0	1	1	0	1	5.4	
at Iowa	01/05/12	14	3-5	.600	0-1	.000	0-0	.000	1	2	3	2.2	2	0	0	0	1	6	5.4	
WISCONSIN	01/08/12	14	3-4	.750	0-1	.000	0-0	.000	0	1	1	2.1	1	0	0	1	0	6	5.5	
at Northwestern	01/16/12	27	2-9	.222	0-0	.000	2-2	1.000	1	3	4	2.2	3	0	0	0	3	6	5.5	
PENN STATE	01/19/12	21	2-7	.286	0-0	.000	1-4	.250	1	1	2	2.2	4	0	4	0	0	5	5.5	
at Ohio State	01/22/12	18	4-8	.500	1-1	1.000	0-0	.000	1	0	1	2.2	4	0	1	0	0	9	5.7	
at Michigan State	01/26/12	20	5-11	.455	1-2	.500	1-2	.500	3	1	4	2.2	3	0	1	0	0	12	6.0	
NEBRASKA	01/29/12	13	2-2	1.000	0-0	.000	2-2	1.000	2	3	5	2.4	4	0	1	0	1	6	6.0	
MINNESOTA	02/02/12	37	7-14	.500	0-0	.000	2-4	.500	2	4	6	2.5	2	3	3	0	1	16	6.4	
at Purdue	02/05/12	32	7-17	.412	1-3	.333	2-2	1.000	4	3	7	2.7	3	0	4	1	0	17	6.8	
OHIO STATE	02/09/12	31	6-10	.600	0-0	.000	3-3	1.000	2	4	6	2.8	3	1	2	2	0	15	7.2	
at Indiana	02/12/12	30	4-9	.444	0-0	.000	2-5	.400	0	2	2	2.8	3	3	1	1	1	10	7.3	
at Minnesota	02/16/12	36	0-5	.000	0-0	.000	2-2	1.000	2	5	7	3.0	2	1	5	0	5	2	7.1	
NORTHWESTERN	02/20/12	29	2-9	.222	0-0	.000	1-3	.333	1	2	3	2.0	2	1	0	0	0	5	7.0	
at Wisconsin	02/26/12	21	4-6	.667	0-1	.000	0-0	.000	1	0	1	2.9	2	0	1	2	1	8	7.0	
vs Michigan	03/01/12	19	1-5	.200	0-1	.000	0-0	.000	2	1	3	2.9	1	1	2	0	1	2	6.9	
Totals		12	538	84-197	.426	3-13	.231	35-56	.625	39	48	87	2.9	62	12	42	12	18	206	6.9

BURKE 2010-11 GAME-BY-GAME

Opponent	Date	gs	min	Total		3-Pointers		Free throws		Rebounds				pf	a	t/o	blk	stl	pts	avg
				fg-fga	pct	3fg-fga	pct	ft-fga	pct	off	def	tot	avg							
ILLINOIS STATE	11/12/10	10	2-3	.667	0-1	.000	0-2	.000	1	2	3	3.0	4	1	5	0	1	4	4.0	
at South Carolina	11/15/10	13	3-5	.600	0-0	.000	0-0	.000	1	3	4	3.5	4	0	3	0	0	6	5.0	
at Bradley	11/19/10	8	0-1	.000	0-0	.000	0-0	.000	0	0	0	2.3	1	0	0	0	0	0	3.3	
CAL POLY	11/22/10	22	7-9	.778	1-3	.333	2-2	1.000	2	2	4	2.8	4	2	1	0	0	17	6.8	
vs Long Beach State	11/26/10	28	6-11	.545	0-3	.000	6-7	.857	3	3	6	3.4	2	1	1	0	0	18	9.0	
vs #14 North Carolina	11/27/10	21	6-13	.462	4-6	.667	2-2	1.000	1	1	2	3.2	3	1	2	0	0	18	10.5	
vs Mississippi	11/28/10	15	1-4	.250	0-3	.000	2-2	1.000	0	1	1	2.9	3	2	0	0	0	4	9.6	
NC STATE	12/01/10	25	2-9	.222	1-3	.333	3-6	.500	2	2	4	3.0	2	0	2	1	0	8	9.4	
at Colorado	12/04/10	14	0-3	.000	0-1	.000	0-2	.000	1	0	1	2.8	0	0	0	0	0	0	8.3	
at Oakland	12/08/10	14	1-4	.250	0-0	.000	0-0	.000	1	2	3	2.8	1	0	4	0	1	2	7.7	
vs UIC	12/18/10	4	1-2	.500	0-0	.000	0-0	.000	0	0	0	2.5	0	0	1	0	0	2	7.2	
at Marquette	12/21/10	4	0-1	.000	0-1	.000	0-0	.000	0	0	0	2.3	1	0	0	0	0	0	6.6	
CALIFORNIA	12/28/10	12	1-3	.333	0-2	.000	1-2	.500	0	0	0	2.2	0	0	0	0	0	3	6.3	
MINNESOTA	12/30/10	11	2-5	.400	0-0	.000	0-0	.000	1	2	3	2.2	2	1	2	0	0	4	6.1	
at #12 Michigan State	01/02/11	5	0-0	.000	0-0	.000	0-0	.000	0	1	1	2.1	0	0	1	0	0	0	5.7	
NORTHWESTERN	01/09/11	21	5-7	.714	1-3	.333	2-2	1.000	0	0	0	2.0	3	0	2	0	0	13	6.2	
at INDIANA	01/13/11	4	0-2	.000	0-0	.000	0-0	.000	0	0	0	1.9	0	0	0	0	0	0	5.8	
at Penn State	01/16/11	17	4-11	.364	2-4	.500	1-2	.500	1	1	2	1.9	0	1	0	0	0	11	6.1	
#25 OHIO STATE	01/20/11	14	1-9	.111	0-2	.000	0-0	.000	1	0	1	1.8	1	0	0	0	0	2	5.9	
at Wisconsin	01/23/11	10	0-4	.000	0-2	.000	0-0	.000	0	2	2	1.9	1	0	2	0	0	0	5.6	
PENN STATE	01/27/11	4	1-3	.333	0-1	.000	0-0	.000	0	0	0	1.8	1	0	0	0	0	2	5.4	
#18 IOWA	01/30/11	11	2-5	.400	1-3	.333	1-2	.500	1	2	3	1.8	4	1	0	0	0	6	5.5	
at Northwestern	02/03/11	3	1-1	1.000	0-0	.000	0-0	.000	0	0	0	1.7	0	0	1	0	0	2	5.3	
at Michigan	02/06/11	2	0-0	.000	0-0	.000	0-0	.000	0	0	0	1.7	1	0	0	0	0	0	5.1	
INDIANA	02/10/11	9	0-4	.000	0-1	.000	0-1	.000	1	0	1	1.6	0	0	1	0	0	0	4.9	
at Purdue	02/13/11	18	2-7	.286	0-1	.000	3-4	.750	2	0	2	1.7	3	0	0	0	0	7	5.0	
#11 MICHIGAN STATE	02/20/11	9	0-1	.000	0-1	.000	2-2	1.000	1	2	3	1.7	2	1	2	0	0	2	4.9	
at Iowa	02/24/11	14	2-6	.333	0-0	.000	1-4	.250	1	1	2	1.7	3	1	1	0	0	5	4.9	
MICHIGAN	02/27/11	5	2-4	.500	0-1	.000	0-0	.000	1	1	2	1.7	3	0	1	0	0	4	4.8	
vs Michigan	03/04/11	9	0-1	.000	0-1	.000	1-2	.500	0	1	1	1.7	2	0	0	1	1	1	4.7	
vs Penn State	03/05/11	9	0-3	.000	0-1	.000	0-0	.000	0	1	1	1.7	2	1	1	0	0	0	4.5	
Totals		0	365	52-141	.369	10-44	.227	27-44	.614	22	30	52	1.7	53	13	32	3	3	141	4.5

PLAYERS

COACHES

OUTLOOK

REVIEW

RUTGERS

HISTORY

MEDIA



BRYIONA CANTY

REDSHIRT SENIOR • 5-9 • GUARD

WILLINGBORO, N.J.

TRENTON CATHOLIC

4

2014-15 (5.3 ppg/3.3 rpg/4.0 apg): Played in 29 games with 17 starts ... Member of the starting five in 11 of the first 12 games of the season before suffering a bone bruise in the Big Ten opener at Indiana (Jan. 1) ... Missed four games with injury ... Averaged 5.3 points per game ... Scored a season-high 16 points in the season opener against St. Joseph's (Nov. 14) ... Averaged 13.0 points per game in the first four games on the season in contests with St. Joseph's, Northeastern, LSU and Wagner ... Notched her first career double-double with 12 points and 10 assists against Northeastern (Nov. 18) ... Also handed out 10 assists in the Big Ten Tournament against Indiana (Mar. 5) ... Dished out five or more assists in 14 games ... Averaged 4.0 assists per game ... Hauled in a season-high nine rebounds at No. 25 Arkansas (Dec. 7) ... Registered a season-high six steals at Wagner (Nov. 25) ... Also had five steals at Temple (Dec. 10).

2013-14 (6.9 ppg /3.0 rpg/2.9 apg): After heart surgery and knee injury, stormed back to the court to become Rutgers' "Sixth Woman" ... Improved from 1.1 points per game in only seven appearances as a sophomore to average 6.9 points per game during the 2013-14 campaign ... Made 15 starts in her 37 appearances, including starts in the first seven games of the season and in two WNIT contests ... Captured her first career double-double with 12 points and a career-high 12 rebounds in the WNIT semifinal victory over USF (Apr. 2) ... scored in double figures in 13 contests ... Notched a career-high 16 points against No. 1 UConn (Mar. 9) in the American Athletic Conference Tournament ... Also captured 13 points against then-No. 15/17 LSU (Nov. 29) and at Temple (Jan. 25) ... Knocked down a game-tying free throw with .2 seconds left in regulation as RU came back from a seven-point deficit in a double overtime win over Seton Hall in the third round of the WNIT ... Second on the RU roster with 107 assists ... Handed out five or more assists seven times, including a career-high seven at UMass (Nov. 20) ... Recorded a career-high four steals at Houston (Feb. 11) and in the quarterfinals of the WNIT at Bowling Green (Mar. 31) ... Hauled in four or more rebounds in a game 11 times.

2012-13 (1.1 ppg /1.3 rpg/1.7 apg): Appeared in seven games before being sidelined with a knee injury ... Started the first three games of the season at the point ... Led RU and dished out a career-high five assists in the season-opener at Georgia (Nov.

11) ... Played a season-high 26 minutes against the Lady Bulldogs ... Hauled in a season-high three rebounds in the home opener against George Washington (Nov. 14) ... Shot a season-best 2-of-3 from the field in a road win at Temple (Nov. 21) scoring a season-high four points.

2011-12 (2.9 ppg/3.4 rpg/1.5 apg): Played in 28 games, earning six starts ... Led RU in steals in 10 games, including seven games where she snatched at least three steals ... Tallied four or more points in 10 games, including her first career double-digit outing at Pittsburgh (Jan. 10) where she notched a career-best 10 points on 5-for-6 shooting, grabbing four rebounds, and dishing out two assists ... Led RU in assists six times, with seven games of three-or-more assists ... Posted best all-around game at San Juan Shootout in Puerto Rico (Nov. 26) against Arizona State, where she scored nine points, shooting 44 percent from the field ... Also grabbed seven rebounds, and dished out one assist, in a career-best 32 minutes of action.

PRIOR TO RUTGERS/PERSONAL: Rated the top guard in the country and No. 6 prospect overall in the ESPNU HoopGurlz 100 ... Was named a 2011 McDonald's All-American ... Competed for the East squad with fellow Scarlet Knight freshman Betnijah Laney ... Earned Parade All-American honors ... Tabbed as a 2011 WBCA All-American ... Played at Trenton Catholic, where she helped guide her team to its third NJSIAA Non-Public 'B' Tournament title as a junior ... Posted 17 points, eight rebounds and five assists in the finals ... Was named the 2010 Burlington County Scholastic League Player of the Year in 2010 by The Trentonian ... Competed with USA Basketball ... Participated in the 2009 USA U16 National Team trials as well as the U17 National Team trials in 2010 ... Earned a spot with the 2010 USA Olympic Games Team which finished 6-1 and captured the bronze in Singapore ... Was among 35 of the nation's top 19-and-under athletes to receive and accept an invitation to attend the 2011 USA Women's U19 World Championship Team Trials ... Daughter of Jessie and Joe Canty ... Has two sisters, Takia and Shakia ... A double major in criminal justice and labor studies and employment relations.



PLAYERS

COACHES

OUTLOOK

REVIEW

RUTGERS

HISTORY

DIA

R MEET THE SCARLET KNIGHTS

PLAYERS

COACHES

OUTLOOK

REVIEW

RUTGERS

HISTORY

MEDIA



CANTY'S CAREER HIGHS

Points	16 (2x) most recent vs. St. Josephs (11-14-14)
Field Goals Made	7 vs. UConn (3-9-14)
Field Goal Attempts	15 vs. Tennessee (12-14-14)
FG Pct. (min 5 made)	.833 (5-6) - at Pittsburgh (1-10-12)
3-Point Field Goals Made	2 (4x) most recent vs. Sacred Heart (12-15-13)
3-Point FG Attempts	6 vs. Sacred Heart (12-15-13)
3-Pt FG Pct (min 2 made)	.667 at Northeastern (11-13-13)
Free Throws Made	6 (2x) most recent vs. Seton Hall (3-27-14)
Free Throw Attempts	8 (2x) most recent vs. Seton Hall (3-27-14)
FT Pct (min 3 made)	1.00 (2x) most recent vs. St. Joseph's (11-14-14)
Rebounds	12 vs. USF (4-2-14)
Assists	10 (2x) most recent vs. Indiana (3-5-15)
Steals	6 at Wagner (11-25-14)
Blocked Shots	2 (6x) most recent vs. Indiana (3-5-15)
Turnovers	6 (3x) most recent vs. Northwestern (3-16-15)
Fouls	5 (2x) most recent vs. UNC (12-4-14)
Minutes	38 at Northeastern (11-13-13)

CANTY'S CAREER STATISTICS

PLAYER	GP-GS	MIN	AVG	FG-FGA	PCT	3FG-FGA	PCT	FT-FTA	PCT	D-Q-REB	AVG	PF	FO	AST	TO	BL	STL	PTS	AVG				
2011-12	29-6	517	18.5	35	104	.337	17	143	0.16	500	31.63	94	34	46	41	14	31	752	25.9				
2012-13	7-3	95	13.6	4	17	.235	0	2	0.00	14	91.3	6	0	12	14	2	6	6	9.1				
2013-14	37-15	939	25.4	99	269	.368	13	40	.302	45	66	88	21	89	107	69	5	46	256	6.9			
2014-15	29-17	647	25.6	64	170	.376	4	17	.225	22	34	67	15	92	63	15	50	154	5.3				
TOTAL	101-41	2292	22.7	202	560	.361	18	69	.261	75	118	636	66	242	310	31	212	277	167	36	133	487	4.9

CANTY'S CAREER CONFERENCE STATISTICS

PLAYER	GP-GS	MIN	AVG	FG-FGA	PCT	3FG-FGA	PCT	FT-FTA	PCT	D-Q-REB	AVG	PF	FO	AST	TO	BL	STL	PTS	AVG				
2011-12 (BIG EAST)	13-4	243	18.7	12	41	.293	0	3	.000	3	5	60	19	19	38	2	3	4	15	27	2.1		
2012-13 (BIG EAST)	-	-	-	-	-	-	-	-	-	-	-	-	-	-	-	-	-	-	-	-	-		
2013-14 (AAC)	18-5	45	23.6	4	12	.369	3	11	.273	20	27	7	4	5	2	9	5	32	1	18	11	6.3	
2014-15 (BIG)	14-3	306	21.9	17	58	.293	1	12	.083	9	12	75	30	40	29	6	23	6	15	44	3.1		
TOTAL	45-12	674	21.6	74	221	.335	4	22	.182	32	44	77	31	99	130	2	92	103	79	11	46	184	4.1

CANTY 2014-15 GAME-BY-GAME

Opponent	Date	gs	min	Total		3-Pointers		Free throws		Rebounds				pf	a	t/o	blk	stl	pts	avg				
				fg-fga	pct	3fg-fga	pct	ft-fga	pct	off	def	tot	avg											
ST. JOSEPHS	11/14/14	*	33	6-10	.600	0-1	.000	4-4	1.000	0	5	5	0	2	8	3	2	1	16	16.0				
NORTHEASTERN	11/18/14	*	35	6-11	.545	0-0	.000	0-0	0.000	0	3	3	4	0	1	10	0	0	3	12	3.4			
at LSU	11/22/14	1	37	5-12	.417	0-0	.000	3-4	.750	3	2	5	4	3	3	1	5	3	13	13.7				
at Wagner	11/25/14	*	27	5-8	.625	1-1	1.000	0-0	.000	1	3	4	4	3	5	3	0	6	11	13.0				
COLGATE	11/28/14	*	32	2-7	.286	0-1	.000	1-4	.250	0	5	5	4	4	2	5	3	0	11	11.4				
DAVIDSON	11/30/14	*	23	3-5	.600	1-1	1.000	0-0	.000	1	3	4	4	3	0	6	2	0	1	7	10.7			
NORTH CAROLINA	12/04/14	*	28	3-8	.375	0-1	.000	0-0	.000	0	2	2	4	0	5	3	2	0	2	6	10.0			
at Arkansas	12/07/14	*	28	3-9	.333	0-1	.000	0-0	.000	1	8	9	4	6	4	8	2	0	0	6	9.5			
at Temple	12/10/14	*	28	4-8	.500	0-0	.000	1-2	.500	1	7	8	5	0	2	5	1	2	5	9	9.4			
TENNESSEE	12/14/14	*	33	3-15	.200	0-1	.000	0-0	.000	0	1	1	4	6	3	3	2	0	2	6	9.1			
at Iowa	12/20/14	*	29	2-5	.400	0-1	.000	0-0	.000	1	0	1	4	3	2	6	4	1	2	4	8.6			
at Indiana	12/28/14	*	5	0-2	.000	0-0	.000	0-0	.000	0	2	2	4	1	0	0	0	1	1	0	7.9			
MARYLAND	01/15/15	19	4-5	.800	0-0	.000	0-0	.000	0	5	5	4	2	4	0	4	0	0	8	7.9				
at Wisconsin	01/18/15	27	3-8	.375	0-1	.000	0-0	.000	0	2	2	4	0	3	5	1	1	2	6	7.8				
MINNESOTA	01/25/15	28	2-3	.667	0-0	.000	2-2	1.000	1	5	6	4	1	2	8	3	2	1	6	7.7				
at Purdue University	01/29/15	34	1-5	.200	1-1	1.000	2-2	1.000	0	1	1	3	9	1	6	2	0	0	5	7.5				
PENN STATE	02/01/15	20	0-1	.000	0-2	.000	4-6	.667	0	3	3	3	9	1	3	1	1	1	4	7.3				
NEBRASKA	02/05/15	25	0-3	.000	0-0	.000	0-0	.000	0	2	2	3	8	3	1	3	1	0	0	6.9				
at Michigan	02/08/15	18	1-2	.500	0-0	.000	0-0	.000	0	5	5	3	8	2	3	2	0	1	2	6.6				
at Maryland	02/10/15	13	0-3	.000	0-1	.000	0-0	.000	0	1	1	3	7	2	0	2	0	0	0	6.3				
PURDUE	02/14/15	*	32	2-3	.667	0-0	.000	0-0	.000	0	3	3	3	7	3	5	0	2	4	6.2				
ILLINOIS	02/27/15	*	9	0-0	.000	0-0	.000	0-0	.000	0	2	2	3	6	1	0	0	0	0	5.9				
at Michigan State	02/22/15	29	1-8	.125	0-2	.000	0-0	.000	2	1	3	3	6	2	2	1	0	4	2	5.7				
at Northwestern	02/26/15	29	2-10	.200	0-1	.000	1-2	.500	1	3	4	4	6	4	3	0	2	5	5.7					
INDIANA	03/01/15	18	1-4	.250	0-0	.000	0-0	.000	0	1	1	3	5	1	0	1	0	1	2	5.6				
vs INDIANA	03/05/15	*	31	1-3	.333	0-0	.000	1-2	.500	1	2	3	3	5	2	10	2	2	2	5.5				
vs NORTHWESTERN	03/06/15	*	35	1-3	.333	0-0	.000	1-4	.250	1	2	3	3	4	3	6	6	1	4	3	5.4			
vs Seton Hall	03/21/15	*	29	2-5	.400	1-1	1.000	2-2	1.000	1	2	3	3	4	4	3	4	0	2	7	5.4			
at UConn	03/23/15	*	7	1-3	.333	0-0	.000	0-0	.000	0	1	1	3	3	1	1	0	1	2	5.3				
Totals		17	741	64	170	.376	4	17	.235	22	34	.647	15	82	97	3	3	69	117	63	15	50	154	5.3



ARIEL BUTTS

SENIOR • 6-3 • CENTER

COLUMBUS, GA.

CARVER

43

2014-15 (1.9 ppg/3.7 rpg): Played in 33 games with 10 starts ... Made starts in the two games of the NCAA Tournament against Seton Hall (Mar. 21) and UConn (Mar. 23) ... Scored a career-high seven points at No. 5 Maryland (Feb. 10) and at No. 25 Northwestern (Feb. 26) ... Hauled in a career-high 10 rebounds in the Big Ten home opener against No. 20 Iowa (Jan. 4) ... Grabbed five or more rebounds in 13 contests ... Posted three steals at Wagner (Nov. 25) and at Penn State (Jan. 10), helping Rutgers to 22 total thefts against the Lady Lions, one shy of tying the RU single-game record ... Swatted away a season-high three shots at No. 5 Maryland (Feb. 10).

2013-14 (1.1 ppg/2.2 rpg): Appeared in 30 games making starts in five games - the final three games of the regular season and in the semi- and quarterfinals of the American Athletic Conference Tournament ... Notched a career-high eight points on 4-of-8 shooting from the floor in her first career start against Temple (Feb. 26) ... Grabbed a season-high eight boards against the Owls ... Also had six boards in the regular season finale against USF (Mar. 3) ... Notched five boards in the WNIT tournament against Delaware (Mar. 31) and Bowling Green (Mar. 31), as well as against Louisville (Feb. 23) and Davidson (Dec. 4).

2012-13 (1.5 ppg/1.9 rpg): Played in 19 games her rookie campaign ... Scored a season-high six points against Louisiana Tech (Dec. 9) in the Maggie Dixon Classic at Madison Square Garden ... Grabbed a season-high seven rebounds in back-to-back games against LIU Brooklyn (Dec. 6) and Louisiana Tech (Dec. 9) ... Went 7-of-8 from the charity stripe to shoot 87.5 percent.

PRIOR TO RUTGERS/PERSONAL: Ranked 77th overall by ESPNU HoopGurlz Top-100 and was rated the 11th-best post player in the country ... Posted 22 points, 13 rebounds and two blocks per game as a senior at Carver High School ... Averaged a triple-double during her junior season with 20 points, 18 rebounds and 10 blocks per contest ... Was a three-time first team all-league honoree ... Daughter of Joana Butts and Willie James Crowell... Has two siblings Keyana and Je'rell ... Born Dec. 4, 1993 ... Major is labor studies.



PLAYERS

COACHES

OUTLOOK

REVIEW

RUTGERS

HISTORY

MEDIA



BUTTS' CAREER HIGHS

Points	8 vs. Temple (2-26-14)
Field Goals Made	4 vs. Temple (2-26-14)
Field Goal Attempts	8 vs. Temple (2-26-14)
FG Pct. (min 5 made)	.500 (4-8) vs. Temple (2-26-14)
3-Point Field Goals Made	--
3-Point FG Attempts	--
3-Pt FG Pct (min 2 made)	--
Free Throws Made	4 vs. Providence (1-16-13)
Free Throw Attempts	4 (3x) most recent vs. UNC (12-4-14)
FT Pct (min 3 made)	1.00 (4-4) vs. Providence (1-16-13)
Rebounds	10 vs. Iowa (1-4-15)
Assists	2 vs. Northeastern (1-18-14)
Steals	3 (3x) most recent at Penn State (1-10-15)
Blocked Shots	3 (2x) most recent at Maryland (2-10-15)
Turnovers	4 (2x) most recent at Ohio State (1-13-15)
Fouls	5 (2x) most recent at Northwestern (2-26-15)
Minutes	22 vs. Iowa (1-4-15)

BUTTS' CAREER STATISTICS

PLAYER	GP-SS	MIN-AVG	FG-FGA	PCT	3FG-FGA	PCT	FT-FTA	PCT	O-D-REB	AVG	PF-FO	AST	TD	BL	SH	PTS-AVG
2012-13	19-0	11:05.8	11-23	.478	0-0	.000	7-8	.875	14-23	37-19	13-0	1	12	10	5	29-15
2013-14	30-5	215-7.2	13-41	.317	0-0	.000	6-9	.667	22-44	66-2.2	43-0	1	18	12	8	32-11
2014-15	33-10	361-10.9	26-54	.481	0-0	.000	10-20	.500	59-63	122-3.7	81-3	10	30	14	11	62-19
TOTAL	82-15	686-8.4	50-118	.424	0-0	.000	23-37	.622	95-130	225-2.7	137-3	12	60	36	24	123-15

BUTTS' CAREER CONFERENCE STATISTICS

PLAYER	GP-SS	MIN-AVG	FG-FGA	PCT	3FG-FGA	PCT	FT-FTA	PCT	O-D-REB	AVG	PF-FO	AST	TD	BL	SH	PTS-AVG
2012-13 (BIG EAST)	9-0	40-4.4	2-6	.333	0-0	.000	6-6	1.000	5-8	13-1.4	4-0	1	1	2	3	10-1.1
2013-14 (AAC)	15-3	112-7.5	8-21	.381	0-0	.000	5-7	.714	12-26	38-2.5	23-0	1	14	4	4	21-1.4
2014-15 (BIG)	18-7	193-10.7	17-30	.567	0-0	.000	3-8	.375	32-33	85-3.6	39-1	6	12	9	4	37-2.1
TOTAL	42-10	345-8.2	27-57	.474	0-0	.000	14-21	.667	49-67	116-2.8	66-1	8	27	19	11	68-1.6

BUTTS 2014-15 GAME-BY-GAME

Opponent	Date	gs		Total		3-Pointers		Free throws		Rebounds				pts						
		min	fg-fga	pct	3fg-fga	pct	ft-fa	pct	off	def	tot	avg	pf	a	to	blk	stl	pts	avg	
ST. JOSEPH'S	11/14/14	11	0-2	.000	0-0	.000	1-2	.500	3	4	7	7.0	2	0	1	1	1	1	1.0	
NORTHEASTERN	11/18/14	*	8	0-0	.000	0-0	.000	0-0	.000	3	0	3	5.0	4	2	1	0	1	0.5	
at LSU	11/22/14	10	1-1	1.000	0-0	.000	0-0	.000	0	2	2	4.0	3	0	0	0	0	2	1.0	
at Wagner	11/25/14	16	1-2	.500	0-0	.000	0-0	.000	1	2	3	3.8	2	0	1	1	3	2	1.3	
COLGATE	11/28/14	10	0-2	.000	0-0	.000	0-0	.000	4	1	5	4.0	3	1	1	0	0	0	1.0	
DAVIDSON	11/30/14	11	1-4	.250	0-0	.000	3-4	.750	1	5	6	4.3	2	0	3	0	0	5	1.7	
NORTH CAROLINA	12/04/14	19	1-3	.333	0-0	.000	2-4	.500	3	4	7	4.7	5	0	2	2	0	4	2.0	
at Arkansas	12/07/14	10	1-1	1.000	0-0	.000	0-0	.000	0	1	1	4.3	2	1	1	0	1	2	2.0	
at Temple	12/10/14	13	0-1	.000	0-0	.000	0-0	.000	0	3	3	4.1	2	0	0	1	0	0	1.8	
TENNESSEE	12/14/14	16	0-1	.000	0-0	.000	0-0	.000	1	5	6	4.3	2	0	0	1	0	0	1.6	
at Iowa	12/20/14	4	0-0	.000	0-0	.000	0-0	.000	1	0	1	4.0	1	0	2	0	0	0	1.5	
at Indiana	12/28/14	4	0-1	.000	0-0	.000	0-0	.000	0	1	1	3.8	2	0	1	0	0	0	1.3	
at Ohio State	01/01/15	19	0-1	.000	0-0	.000	1-2	.500	3	2	5	3.8	1	1	4	1	0	1	1.3	
IOWA	01/04/15	22	2-4	.500	0-0	.000	0-0	.000	5	5	10	4.3	3	0	0	0	0	4	1.5	
MICHIGAN	01/07/15	*	12	2-2	1.000	0-0	.000	0-0	.000	2	1	3	4.2	2	0	0	0	4	1.7	
at Penn State	01/10/15	18	2-2	1.000	0-0	.000	0-0	.000	0	4	4	4.2	4	1	2	0	3	4	1.8	
MARYLAND	01/15/15	*	8	0-0	.000	0-0	.000	0-0	.000	1	0	1	4.0	2	0	0	1	0	1.7	
at Wisconsin	01/18/15	*	10	0-3	.000	0-0	.000	0-0	.000	4	1	5	4.1	2	0	0	0	0	1.6	
MINNESOTA	01/25/15	*	3	0-0	.000	0-0	.000	0-0	.000	0	0	0	3.8	2	0	0	0	0	1.5	
at Purdue University	01/29/15	3	0-1	.000	0-0	.000	0-0	.000	0	0	0	3.7	0	0	1	0	0	0	1.5	
PENN STATE	02/01/15	11	2-2	1.000	0-0	.000	0-1	.000	1	2	3	3.6	1	1	1	0	0	4	1.6	
NEBRASKA	02/05/15	3	0-0	.000	0-0	.000	0-0	.000	0	1	1	3.5	1	0	0	0	0	0	1.5	
at Michigan	02/08/15	*	10	0-0	.000	0-0	.000	0-0	.000	1	2	3	3.5	1	0	0	0	0	1.4	
at Maryland	02/10/15	*	12	3-5	.600	0-0	.000	1-1	1.000	6	1	7	3.6	1	1	1	3	0	1.7	
PURDUE	02/14/15	13	2-3	.667	0-0	.000	0-0	.000	4	4	8	3.8	4	1	1	0	0	4	1.8	
ILLINOIS	02/27/15	12	1-3	.333	0-0	.000	0-2	.000	3	4	7	3.9	2	0	1	2	0	2	1.8	
at Michigan State	02/22/15	8	0-0	.000	0-0	.000	0-0	.000	0	0	0	3.8	3	1	0	0	0	0	1.7	
at Northwestern	02/26/15	*	21	3-3	1.000	0-0	.000	1-2	.500	2	4	6	3.9	5	0	0	0	1	1.9	
INDIANA	03/01/15	4	0-0	.000	0-0	.000	0-0	.000	0	1	1	3.8	0	0	1	1	0	0	1.8	
vs INDIANA	03/05/15	6	0-0	.000	0-0	.000	0-0	.000	0	0	0	3.6	2	0	1	0	1	0	1.8	
vs NORTHWESTERN	03/06/15	10	1-2	.500	0-0	.000	0-0	.000	2	1	3	3.6	5	0	2	0	0	2	1.8	
vs Seton Hall	03/21/15	*	11	1-1	1.000	0-0	.000	0-0	.000	2	2	4	3.6	3	0	1	0	2	1.8	
at UConn	03/23/15	*	13	2-4	.500	0-0	.000	1-2	.500	6	0	6	3.7	4	0	0	0	5	1.9	
Totals		10	361	26-54	.481	0-0	.000	10-20	.500	59	63	122	3.7	81	10	30	14	11	62	1.9

BUTTS 2013-14 GAME-BY-GAME

Opponent	Date	gs	min	Total		3-Pointers		Free throws		Rebounds				pts	avg									
				fg-fga	pct	3fg-fga	pct	ft-fa	pct	off	def	tot	avg			pf	a	t/o	blk	stl				
at Massachusetts	11/20/13	2	0-1	.000	0-0	.000	0-0	.000	0	0	0	0	0	0	0	0	0	0	0	0	0	0	0	
vs LSU	11/29/13	9	0-1	.000	0-0	.000	0-0	.000	0	3	3	1.5	3	0	2	1	2	0	0	0	0	0	0	0
vs Texas Tech	11/30/13	5	0-0	.000	0-0	.000	0-0	.000	0	0	0	1.0	1	0	0	0	0	0	0	0	0	0	0	0
at Davidson	12/04/13	6	2-4	.500	0-0	.000	1-2	.500	2	3	5	2.0	2	0	0	0	0	0	0	0	0	5	1.3	
WAGNER	12/12/13	9	0-1	.000	0-0	.000	0-0	.000	0	0	0	1.6	2	0	1	0	0	0	0	0	0	0	0	1.0
SACRED HEART	12/15/13	5	0-0	.000	0-0	.000	0-0	.000	1	0	1	1.5	0	0	0	0	0	0	0	0	0	0	0	0.8
GEORGIA	12/21/13	2	1-2	.500	0-0	.000	0-0	.000	0	0	0	1.3	1	0	0	0	0	0	0	0	0	2	1.0	
at USF	12/28/13	2	0-0	.000	0-0	.000	0-0	.000	0	0	0	1.1	0	0	0	1	0	0	0	0	0	1	0	0.9
HOUSTON	01/04/14	4	0-1	.000	0-0	.000	0-0	.000	0	0	0	1.0	3	0	0	0	0	0	0	0	0	0	0	0.8
at Cincinnati	01/07/14	6	1-1	1.000	0-0	.000	0-0	.000	2	2	4	1.3	0	1	1	1	0	0	0	0	0	2	0.9	
SMU	01/11/14	6	1-2	.500	0-0	.000	1-1	1.000	0	0	0	1.2	0	0	0	0	0	0	0	0	0	1	1	1.1
at Memphis	01/14/14	7	0-0	.000	0-0	.000	0-0	.000	0	1	1	1.2	3	0	0	0	0	0	0	0	0	0	0	1.0
UCONN	01/19/14	8	0-0	.000	0-0	.000	1-2	.500	0	1	1	1.2	2	0	0	0	0	0	0	0	0	1	1	1.0
MEMPHIS	02/01/14	6	1-1	1.000	0-0	.000	0-0	.000	1	2	3	1.3	0	0	2	0	0	0	0	0	0	2	1.1	
CINCINNATI	02/04/14	2	0-1	.000	0-0	.000	0-0	.000	0	1	1	1.3	0	0	0	1	0	0	0	0	0	1	0	1.0
at SMU	02/08/14	3	0-0	.000	0-0	.000	0-0	.000	1	0	1	1.3	1	0	1	0	0	0	0	0	0	0	0	0.9
at Houston	02/11/14	6	0-1	.000	0-0	.000	0-0	.000	1	0	1	1.2	2	0	0	0	0	0	0	0	0	0	0	0.9
UCF	02/15/14	13	1-1	1.000	0-0	.000	2-2	1.000	0	4	4	1.4	4	0	0	0	1	3	4	1	1	3	4	1.1
at Louisville	02/23/14	11	0-2	.000	0-0	.000	1-2	.500	2	3	5	1.6	2	0	0	0	0	0	0	0	0	1	1	1.1
TEMPLE	02/26/14	*	20	4-8	.500	0-0	.000	0-0	.000	2	6	8	1.9	2	0	4	3	0	0	0	0	8	1.4	1.4
at UConn	03/01/14	*	12	0-1	.000	0-0	.000	0-0	.000	1	2	3	2.0	2	0	3	0	0	0	0	0	0	0	1.3
USF	03/03/14	*	6	0-2	.000	0-0	.000	0-0	.000	2	4	6	2.1	2	0	1	1	0	0	0	0	0	0	1.3
vs SMU	03/08/14	*	4	0-1	.000	0-0	.000	0-0	.000	0	1	1	2.1	0	0	0	0	0	0	0	0	0	0	1.2
vs Connecticut	03/09/14	*	3	0-1	.000	0-0	.000	0-0	.000	0	0	0	2.0	0	0	0	0	0	0	0	0	0	0	1.2
DELAWARE	03/20/14	7	0-2	.000	0-0	.000	0-0	.000	4	1	5	2.1	1	0	0	0	0	0	0	0	0	1	0	1.1
HARVARD	03/24/14	4	0-1	.000	0-0	.000	0-0	.000	0	1	1	2.1	0	0	0	0	0	0	0	0	0	1	0	1.1
SETON HALL	03/27/14	8	0-1	.000	0-0	.000	0-0	.000	0	2	2	2.1	1	0	0	0	0	0	0	0	0	1	0	1.0
at Bowling Green	03/31/14	14	1-2	.500	0-0	.000	0-0	.000	2	3	5	2.2	2	0	0	0	0	0	0	0	0	2	1.1	
at USF	04/02/14	8	0-0	.000	0-0	.000	0-0	.000	1	2	3	2.2	2	0	3	0	1	0	0	0	0	1	0	1.0
at UTEP	04/05/14	17	1-3	.333	0-0	.000	0-0	.000	0	2	2	2.2	4	0	0	0	0	0	0	0	0	2	1.1	
Totals		5	215	13-41	.317	0-0	.000	6-9	.667	22	44	66	2.2	43	1	18	12	8	32	1.1				

BUTTS 2012-13 GAME-BY-GAME

Opponent	Date	gs	min	Total		3-Pointers		Free throws		Rebounds				pts	avg									
				fg-fga	pct	3fg-fga	pct	ft-fa	pct	off	def	tot	avg			pf	a	t/o	blk	stl				
at Georgia	11/11/12	3	0-0	.000	0-0	.000	0-0	.000	1	0	1	1.0	0	0	0	0	0	0	0	0	0	0	0	0.0
GEORGE WASHINGTON	11/14/12	3	0-0	.000	0-0	.000	0-0	.000	0	1	1	1.0	0	0	0	0	0	0	0	0	0	0	0	0.0
at Temple	11/21/12	3	1-1	1.000	0-0	.000	0-0	.000	1	0	1	1.0	0	0	2	1	0	0	0	0	0	2	0.7	
at Boston College	12/2/12	2	0-0	.000	0-0	.000	0-0	.000	0	1	1	1.0	0	0	0	0	0	0	0	0	0	0	0	0.5
LIU BROOKLYN	12/6/12	13	2-3	.667	0-0	.000	0-0	.000	3	4	7	2.2	1	0	0	0	1	0	0	0	0	4	1.2	
vs La Tech	12/9/12	13	3-5	.600	0-0	.000	0-0	.000	2	5	7	3.0	4	0	2	2	0	0	0	0	0	6	2.0	
SOUTHERN	12/12/12	10	1-1	1.000	0-0	.000	1-2	.500	1	2	3	3.0	0	0	2	1	1	1	3	2	1	3	2.1	
MIAMI	12/16/12	5	0-1	.000	0-0	.000	0-0	.000	0	0	0	2.6	0	0	0	1	1	0	0	0	0	1	0.9	
STONY BROOK	12/21/12	12	2-3	.667	0-0	.000	0-0	.000	1	0	1	2.4	3	0	2	0	1	4	2	1	4	2	1.4	
LA SALLE	1/2/13	6	0-3	.000	0-0	.000	0-0	.000	0	2	2	2.4	1	0	1	1	0	0	0	0	0	0	0	1.9
ST. JOHN'S	1/6/13	4	0-0	.000	0-0	.000	0-0	.000	0	1	1	2.3	0	0	0	0	0	0	0	0	0	0	0	1.7
at Notre Dame	1/13/13	6	0-0	.000	0-0	.000	2-2	1.000	1	0	1	2.2	1	0	0	0	0	0	0	0	0	2	1.8	
PROVIDENCE	1/16/13	11	0-2	.000	0-0	.000	4-4	1.000	0	5	5	2.4	1	0	0	1	1	4	1	4	1	4	1.9	
at Marquette	1/30/13	4	0-0	.000	0-0	.000	0-0	.000	1	0	1	2.3	0	0	0	0	0	0	0	0	0	0	0	1.8
CINCINNATI	2/9/13	1	0-0	.000	0-0	.000	0-0	.000	0	1	1	2.2	0	0	0	0	0	0	0	0	0	0	0	1.7
CONNECTICUT	2/16/12	5	1-2	.500	0-0	.000	0-0	.000	2	0	2	2.2	1	0	0	1	0	0	0	0	0	2	1.7	
at St. John's	2/23/13	1	1-2	.500	0-0	.000	0-0	.000	1	0	1	2.1	0	0	0	0	0	0	0	0	0	0	0	1.7
USF	2/26/13	1	0-0	.000	0-0	.000	0-0	.000	0	0	0	2.0	0	0	0	0	0	0	0	0	0	0	0	1.6
PITTSBURGH	3/4/13	7	0-0	.000	0-0	.000	0-0	.000	0	1	1	1.9	1	0	1	0	0	0	0	0	0	0	0	1.5
Totals		0	110	11-23	.478	0-0	.000	7-8	.875	14	23	37	1.9	13	1	12	10	5	29	1.5				

PLAYERS

COACHES

OUTLOOK

REVIEW

RUTGERS

HISTORY

MEDIA



KAHLEAH COPPER

SENIOR • 6-1 • FORWARD/GUARD

PHILADELPHIA, PA.

PREP CHARTER

2

2014-15 (16.3 ppg/5.2 rpg): Second Team All-Big Ten by both the coaches and media ... Second Team All-Met ... Rutgers' leading scorer for second straight season at 16.3 points per game ... Seventh in the Big Ten in scoring ... Posted 11 20-plus point scoring performances, including three-straight to end the regular season ... Averaged 20.8 in the final five games of the regular season ... Reached double-figure scoring in all but four contests ... Led the Scarlet Knights in scoring in 15 games ... Captured a season-high 25 points at Purdue (Jan. 29) ... Registered 15 games of shooting 50 percent or better from the floor ... Grabbed a season-high eight rebounds in four contests including No. 5 Maryland (Jan. 15 & Feb. 10), Purdue (Jan. 29) and the First Round of the NCAA Tournament vs. Seton Hall (Mar. 21) ... Brought down five or more boards in 19 games ... Dished the ball out a season-high four times in games with Northeastern (Nov. 18), the home Big Ten opener with Iowa (Jan. 4) and No. 5 Maryland (Jan. 15) ... Recorded a season-high four steals against Purdue (Feb. 14) ... Shot perfect from the charity stripe on eight occasions including a perfect 4-of-4 performance at Temple (Dec. 10) and 3-of-3 execution at No. 5 Maryland (Feb. 5) and against UConn (Mar. 23) in the Second Round of the NCAA Tournament.

2013-14 (16.1 ppg/6.2 rpg): WNIT's Most Valuable Player ... First Team All-American Athletic Conference ... First Team All-Met ... Rutgers' leading scorer in her second season "On The Banks" at 16.1 points per game ... Ranked seventh in the American in scoring ... Scored in double figures in all but five games ... Opened the season with 11-straight double figure games, reaching the mark against the entire nonconference slate. ... Has reached double digits in 14 of the last 15 games of the season including all post-season appearances - two American Athletic Conference Tournament games and six WNIT contests ... Scored 20 or more points in 11 games, including a career-high 27 points vs. Seton Hall in the third round of the WNIT... Also had 26 points at Northeastern (Nov. 13) and 25 points against Houston (Jan. 4) to open up conference play ... Had 20 points against the defending national championship UConn Huskies (Jan. 19) in the first meeting and 22 points against UConn (Mar. 9) in the semifinals of the American Athletic Conference Tournament coming off a turf toe injury ... Fourth in the conference in field goal percentage behind UConn's Moriah Jefferson and Stephanie

Dolson and teammate Rachel Hollivay, shooting at a .521 clip ... Shot above .500 in 20 contests ... Shot above 80 percent three times - 90 percent at Cincinnati (Jan. 7), 83.3 percent at Memphis (Jan. 14) and 88.9 percent vs. UCF (Jan. 22) ... Also hauled in 6.2 rebounds per game, second on the Scarlet Knights ... Ranked 17th among league members in rebounding ... Grabbed a career-high 13 boards in a win over Howard (Nov. 23), 12 rebounds against UTEP in the WNIT championship game (Apr. 2), Harvard (Mar. 24) during the WNIT run and Temple (Feb. 26) and 11 rebounds in a win at Northeastern (Nov. 13) ... Registered five or more rebounds on 18 occasions. ... Performed five double-doubles on the year - including 18 points and 12 rebounds against UTEP in the WNIT championship game (Apr. 2) and against Harvard in the second round of the WNIT with 19 points and 12 boards (Mar. 24) ... Went a perfect 8-of-8 at Houston (Feb. 11) at the free throw line ... Connected on five or more free throws 12 times ... Went 13-of-15 from the line vs. Seton Hall in the third round of the WNIT.

2012-13 (5.1 ppg/3.5 rpg): Appeared in all 30 games making five starts in her first season ... Named to the BIG EAST All-Freshman Team ... Averaged 16.5 minutes per game as a true freshman ... Reached double-digit scoring four times ... Netted 10 points in her RAC debut against George Washington (Nov. 14) ... Scored a season-high 14 points against Providence (Jan. 16) ... Hauled in a season-high eight rebounds against Stony Brook (Dec. 21) ... Grabbed five or more rebounds in 10 games ... Led the team in free throw percentage (.717) ... Shot perfect from the line nine times, including a 6-of-6 performance vs. Providence (Jan. 16) ... Also went 4-of-4 from the field against the Friars.

PRIOR TO RUTGERS/PERSONAL: Rated No. 17 overall and the fifth-best wing player according to ESPNU HoopGurlz Top-100 ... Was named a 2012 McDonald's All-American ... Earned first team all-state and Player of the Year honors as a senior at Prep Charter ... Averaged 24 points, 12 rebounds and two assists per game ... Helped the Huskies to a Public League Championship as a junior ... Scored a game-high 19 points and pulled down 17 boards en route to Most Valuable Player accolades ... Daughter of Leticia Copper ... Has three siblings Letia, Latifah and Lattima ... Major is criminal justice.



PLAYERS

COACHES

OUTLOOK

REVIEW

RUTGERS

HISTORY

MEDIA



COPPER'S CAREER HIGHS

Points	27 vs. Seton Hall (3-27-14)
Field Goals Made	12 vs. Purdue (2-14-15)
Field Goal Attempts	21 (2x) most recent Michigan St. (2-22-15)
FG Pct. (min 5 made)	.600 (9-10) at Cincinnati (1-7-14)
3-Point Field Goals Made	
3-Point FG Attempts	1 (2x) most recent at Michigan St. (2-22-15)
3-Pt FG Pct (min 2 made)	
Free Throws Made	13 vs. Seton Hall (3-27-14)
Free Throw Attempts	15 vs. Seton Hall (3-27-14)
FT Pct (min 3 made)	1.00 (12x) most recent at Maryland (2-10-15)
Rebounds	13 vs. Howard (11-22-13)
Assists	6 vs. Wagner (12-12-13)
Steals	4 (4x) most recent vs. Purdue (2-14-15)
Blocked Shots	1 (3x) most recent at Michigan (2-8-15)
Turnovers	6 (3x) most recent at Louisville (2-23-14)
Fouls	5 (8x) most recent at Ohio State (1-11-15)
Minutes	48 vs. Seton Hall (3-27-14)

COPPER'S CAREER STATISTICS

PLAYER	GP-GS	MIN	AVG	FG-FA	PCT	3FG-3FA	PCT	FT-FTA	PCT	O-D-REB	AVG	PF	FO	AST	TO	BL	SH	PTS	AVG
2012-13	30-5	496:16.5	55-135	40.7	0.0	0.000	43-60	.717	46-59	105-3.5	68-2	15	41	3	13			153	5.1
2013-14	36-34	1103:30.6	219-420	52.1	0-0	0.000	142-200	.710	90-133	223-6.2	94-4	51	112	11	40			580	16.1
2014-15	33-33	1078:32.7	212-462	45.9	0-2	0.000	114-161	.708	65-105	170-5.2	89-2	51	84	5	40			538	16.3
TOTAL	99-72	2677:27.0	486-1017	47.8	0-2	0.000	298-421	.710	201-297	498-5.0	251-9	117	237	19	93			1271	12.8

COPPER'S CAREER CONFERENCE STATISTICS

PLAYER	GP-GS	MIN	AVG	FG-FA	PCT	3FG-3FA	PCT	FT-FTA	PCT	O-D-REB	AVG	PF	FO	AST	TO	BL	SH	PTS	AVG
2012-13 (BIG EAST)	16-3	288:18.0	32-78	41.0	0-0	0.000	19-30	.633	21-28	49-3.1	35-1	7	21	1	7			83	5.2
2013-14 (AAC)	17-15	499:29.4	99-187	52.9	0-0	0.000	64-91	.703	37-54	91-5.4	46-1	18	57	4	16			262	15.4
2014-15 (BIG)	18-18	608:33.8	124-272	45.6	0-2	0.000	66-95	.695	42-55	97-5.4	52-1	29	43	4	29			314	17.4
TOTAL	51-36	1395:27.4	255-537	47.5	0-2	0.000	149-216	.690	100-137	237-4.6	133-3	54	121	9	52			659	12.9

COPPER 2014-15 GAME-BY-GAME

Opponent	Date	gs	min	Total		3-Pointers		Free throws		Rebounds			pf	a	t/o	blk	stl	pts	avg		
				fg-fga	pct	3fg-3fga	pct	ft-fa	pct	off	def	tot								avg	
ST. JOSEPH'S	11/14/14	*	29	6-15	40.0	0-0	.000	2-2	1.000	0	2	2	2.0	2	1	2	0	2	14	14.0	
NORTHEASTERN	11/18/14	*	31	5-10	50.0	0-0	.000	0-0	.000	2	4	5	3.5	3	4	5	0	0	10	12.0	
at LSU	11/22/14	*	20	4-10	40.0	0-0	.000	0-1	.000	2	1	3	3.3	4	2	1	0	0	8	10.7	
at Wagner	11/25/14	*	31	7-14	50.0	0-0	.000	6-9	.667	5	2	7	4.3	0	0	3	0	2	20	13.0	
COLGATE	11/28/14	*	25	7-13	53.8	0-0	.000	3-5	.600	2	5	7	4.8	5	1	0	1	0	17	13.8	
DAVIDSON	11/30/14	*	29	6-9	66.7	0-0	.000	1-2	.500	2	4	6	5.0	2	2	3	0	0	13	13.7	
NORTH CAROLINA	12/04/14	*	40	7-15	46.7	0-0	.000	3-4	.750	0	4	4	4.9	3	0	5	0	1	17	14.1	
at Arkansas	12/07/14	*	36	5-12	41.7	0-0	.000	7-8	.875	0	4	4	4.8	2	3	0	0	0	17	14.5	
at Temple	12/10/14	*	29	8-12	66.7	0-0	.000	4-4	1.000	2	5	7	5.0	0	3	3	0	0	20	15.1	
TENNESSEE	12/14/14	*	35	3-12	25.0	0-0	.000	1-2	.500	2	1	3	4.8	2	0	1	1	1	7	14.3	
at Iowa	12/20/14	*	38	6-13	46.2	0-0	.000	7-11	.636	2	3	5	4.8	2	1	3	0	1	19	14.7	
at Indiana	12/28/14	*	29	6-12	50.0	0-0	.000	1-2	.500	2	2	4	4.8	1	1	4	0	0	13	14.6	
at Ohio State	01/01/15	*	28	4-14	28.6	0-0	.000	2-4	.500	2	4	6	4.8	5	0	1	1	0	10	14.2	
IOWA	01/04/15	*	38	8-13	61.5	0-0	.000	6-7	.857	3	1	4	4.8	4	4	0	0	22	14.8		
MICHIGAN	01/07/15	*	32	4-12	33.3	0-0	.000	1-1	1.000	1	1	2	4.6	2	1	1	0	1	9	14.4	
at Penn State	01/10/15	*	40	9-21	42.9	0-0	.000	5-6	.833	3	1	4	4.6	1	1	1	0	2	23	14.9	
MARYLAND	01/15/15	*	39	5-13	38.5	0-0	.000	6-7	.857	3	5	8	4.8	4	4	0	2	16	15.0		
at Wisconsin	01/18/15	*	31	4-12	33.3	0-0	.000	6-7	.857	2	2	4	4.7	4	2	3	1	2	14	14.9	
MINNESOTA	01/25/15	*	35	6-17	35.3	0-0	.000	1-1	1.000	1	5	6	4.8	1	3	2	0	1	13	14.8	
at Purdue University	01/29/15	*	33	8-17	47.1	0-0	.000	5-8	.625	4	4	8	5.0	4	2	3	0	2	21	15.2	
PENN STATE	02/01/15	*	33	10-19	52.6	0-0	.000	5-8	.625	2	2	4	4.9	1	1	0	0	1	25	15.6	
NEBRASKA	02/05/15	*	28	4-12	33.3	0-0	.000	1-3	.333	3	4	7	5.0	3	0	2	1	2	9	15.3	
at Michigan	02/08/15	*	36	6-17	35.3	0-0	.000	4-6	.667	3	2	5	5.0	3	0	4	1	2	16	15.3	
at Maryland	02/10/15	*	38	8-16	50.0	0-0	.000	3-3	1.000	3	5	8	5.1	3	0	4	0	2	19	15.5	
PURDUE	02/14/15	*	32	12-17	70.6	0-1	.000	0-1	.000	1	5	6	5.2	1	3	3	0	4	24	15.8	
ILLINOIS	02/27/15	*	31	5-9	55.6	0-0	.000	6-8	.750	1	1	2	5.0	4	2	2	0	1	16	15.8	
at Michigan State	02/22/15	*	38	7-21	33.3	0-1	.000	6-9	.667	3	4	7	5.1	4	2	3	0	2	20	16.0	
at Northwestern	02/26/15	*	33	8-16	50.0	0-0	.000	4-8	.500	2	3	5	5.1	4	1	0	0	2	20	16.1	
INDIANA	03/01/15	*	34	10-14	71.4	0-0	.000	4-6	.667	3	4	7	5.2	3	2	2	0	3	24	16.4	
vs INDIANA	03/05/15	*	25	7-11	63.6	0-0	.000	2-2	1.000	1	5	6	5.2	1	2	2	0	0	16	16.4	
vs NORTHWESTERN	03/06/15	*	28	6-16	37.5	0-0	.000	2-2	1.000	0	3	3	5.1	4	2	2	0	2	14	16.3	
vs Seton Hall	03/21/15	*	37	7-12	58.3	0-0	.000	7-11	.636	3	5	8	5.2	3	1	4	0	1	21	16.5	
at UConn	03/23/15	*	37	4-16	25.0	0-0	.000	3-3	1.000	1	2	3	5.2	4	1	3	0	0	11	16.3	
Totals			33	1078	212-462	45.9	0-2	.000	114-161	.708	65	105	170	5.2	89	51	84	5	40	538	16.3

COPPER 2013-14 GAME-BY-GAME

Opponent	Date	qs	min	Total		3-Pointers		Free throws		Rebounds				pf	a	t/o	blk	stl	pts	avg	
				fg-fga	pct	3fg-fga	pct	ft-fa	pct	off	def	tot	avg								
PRINCETON	11/10/13	*	28	5-8	.625	0-0	.000	6-9	.667	0	6	6	6.0	1	0	2	1	0	16	16.0	
at Northeastern	11/13/13	*	31	11-16	.688	0-0	.000	4-7	.571	5	6	11	8.5	2	0	4	1	1	26	21.0	
LASALLE	11/17/13	*	19	4-8	.500	0-0	.000	4-9	.444	1	2	3	6.7	5	1	6	0	1	12	18.0	
at Massachusetts	11/20/13	*	27	5-11	.455	0-0	.000	1-2	.500	0	4	4	6.0	4	2	5	1	2	11	16.3	
HOWARD	11/22/13	*	33	9-16	.563	0-0	.000	5-5	1.000	6	7	13	7.4	4	5	0	2	23	17.6		
vs LSU	11/29/13	*	28	8-11	.727	0-0	.000	0-0	.000	2	6	8	7.5	5	2	4	0	2	16	17.3	
vs Texas Tech	11/30/13	*	34	5-13	.385	0-0	.000	4-5	.800	4	5	9	7.7	0	2	1	4	14	16.9		
at Davidson	12/04/13	*	28	4-6	.667	0-0	.000	3-4	.750	1	6	7	7.6	5	1	3	0	1	11	16.1	
WAGNER	12/12/13	*	30	6-9	.667	0-0	.000	3-5	.600	2	3	5	7.3	0	6	2	0	1	15	16.0	
SACRED HEART	12/15/13	*	34	7-9	.778	0-0	.000	3-6	.500	3	3	6	7.2	1	5	0	1	0	17	16.1	
GEORGIA	12/21/13	*	36	7-11	.636	0-0	.000	4-5	.800	1	2	3	6.8	3	1	3	0	1	18	16.3	
at USF	12/28/13	*	26	4-10	.400	0-0	.000	1-2	.500	3	3	6	6.8	3	2	3	1	0	9	15.7	
HOUSTON	01/04/14	*	39	9-15	.600	0-0	.000	7-9	.778	2	7	9	6.9	1	1	3	0	3	25	16.4	
at Cincinnati	01/07/14	*	33	9-10	.900	0-0	.000	3-4	.750	3	4	7	6.9	3	2	4	0	0	21	16.7	
SMU	01/11/14	*	27	3-8	.375	0-0	.000	3-6	.500	3	5	8	7.0	4	1	1	0	1	9	16.2	
at Memphis	01/14/14	*	39	10-12	.833	0-0	.000	3-6	.500	1	8	9	7.1	2	1	6	0	1	23	16.6	
UCONN	01/19/14	*	37	7-17	.412	0-0	.000	6-9	.667	1	3	4	6.9	2	4	0	1	0	20	16.8	
at UCF	01/22/14	*	21	8-9	.889	0-0	.000	0-1	.000	1	1	2	6.7	4	1	5	0	1	16	16.8	
at Temple	01/25/14	*	38	7-13	.538	0-0	.000	6-7	.857	2	5	7	6.7	3	4	3	1	4	20	16.9	
LOUISVILLE	01/28/14	*	20	1-6	.167	0-0	.000	4-5	.800	1	3	4	6.6	4	1	2	0	0	6	16.4	
MEMPHIS	02/01/14	*	16	1-6	.167	0-0	.000	0-0	.000	0	1	1	6.3	1	1	1	1	1	2	15.7	
CINCINNATI	02/04/14	*	30	7-15	.467	0-0	.000	0-0	.000	4	0	4	6.2	2	1	2	0	0	14	15.6	
at SMU	02/08/14	*	25	6-11	.545	0-0	.000	8-11	.727	0	3	3	6.0	5	0	3	0	2	20	15.8	
at Houston	02/11/14	*	22	4-10	.400	0-0	.000	8-8	1.000	5	1	6	6.0	4	0	3	0	0	16	15.8	
UCF	02/15/14	*	25	8-11	.727	0-0	.000	6-7	.857	1	3	4	6.0	2	1	2	0	0	22	16.1	
at Louisville	02/23/14	*	35	6-12	.500	0-0	.000	3-3	1.000	1	2	3	5.8	2	1	6	0	0	15	16.0	
TEMPLE	02/26/14	*	31	7-11	.636	0-0	.000	3-7	.429	7	5	12	6.1	3	2	5	0	1	17	16.1	
USF	03/03/14	*	35	2-11	.182	0-0	.000	3-6	.500	2	0	2	5.9	1	4	1	1	1	7	15.8	
vs SMU	03/08/14	*	32	7-16	.438	0-0	.000	8-9	.889	5	3	8	6.0	3	0	2	0	1	22	16.0	
vs Connecticut	03/09/14	*	34	4-15	.267	0-0	.000	4-5	.800	2	4	6	6.0	2	0	3	0	0	12	15.8	
DELAWARE	03/20/14	*	32	4-15	.267	0-0	.000	7-8	.875	5	1	6	6.0	2	0	5	0	3	15	15.8	
HARVARD	03/24/14	*	36	7-16	.438	0-0	.000	5-9	.556	4	8	12	6.2	1	0	0	0	1	19	15.9	
SETON HALL	03/27/14	*	48	7-13	.538	0-0	.000	13-15	.867	4	3	7	6.2	2	1	3	1	3	27	16.2	
at Bowling Green	03/31/14	*	31	7-13	.538	0-0	.000	0-1	.000	1	0	1	6.1	3	4	4	1	0	14	16.2	
at USF	04/02/14	*	25	6-12	.500	0-0	.000	0-1	.000	3	2	5	6.0	3	1	2	0	1	12	16.1	
at UTEP	04/05/14	*	38	7-15	.467	0-0	.000	4-4	1.000	4	8	12	6.2	2	2	5	0	0	18	16.1	
Totals			31	1103	219-420	.521	0-0	.000	142-200	.710	90	133	223	6.2	94	51	112	11	40	580	16.1

COPPER 2012-13 GAME-BY-GAME

Opponent	Date	qs	min	Total		3-Pointers		Free throws		Rebounds				pf	a	t/o	blk	stl	pts	avg	
				fg-fga	pct	3fg-fga	pct	ft-fa	pct	off	def	tot	avg								
at Georgia	11/11/12		7	0-1	.000	0-0	.000	0-0	.000	1	1	2	2.0	1	0	1	0	0	0	0.0	
GEORGE WASHINGTON	11/14/12		16	4-8	.500	0-0	.000	2-2	1.000	3	3	6	4.0	4	1	2	0	1	10	5.0	
at Temple	11/21/12		20	2-6	.333	0-0	.000	3-3	1.000	1	3	4	4.0	2	1	0	0	0	7	5.7	
DAVIDSON	11/25/12		4	0-1	.000	0-0	.000	0-0	.000	1	2	3	3.8	0	0	0	0	0	4	4.3	
at Princeton	11/29/12	*	13	2-3	.667	0-0	.000	1-2	.500	2	0	2	3.4	2	0	1	0	0	5	4.4	
at Boston College	12/2/12		23	2-6	.333	0-0	.000	4-4	1.000	5	1	6	3.8	1	1	1	1	0	8	5.0	
LIU BROOKLYN	12/6/12		9	4-5	.800	0-0	.000	0-0	.000	1	0	1	3.4	0	1	1	0	0	8	5.4	
vs La Tech	12/9/12		11	0-1	.000	0-0	.000	2-2	1.000	1	2	3	3.4	3	1	3	1	0	2	5.0	
SOUTHERN	12/12/12		14	0-2	.000	0-0	.000	2-2	1.000	1	3	4	3.4	2	1	2	0	1	2	4.7	
MIAMI	12/16/12		16	2-6	.333	0-0	.000	2-2	1.000	3	4	7	3.8	3	0	0	0	0	6	4.8	
STONY BROOK	12/21/12		21	1-3	.333	0-0	.000	1-3	.333	3	5	8	4.2	4	1	2	0	1	3	4.6	
at Tennessee	12/30/12	*	24	4-9	.444	0-0	.000	5-6	.833	2	3	5	4.3	5	0	4	0	1	13	5.3	
LA SALLE	1/2/13	*	19	2-3	.667	0-0	.000	2-4	.500	0	2	2	4.1	4	1	1	0	2	6	5.4	
ST. JOHN'S	1/6/13		18	2-4	.500	0-0	.000	0-1	.000	0	1	1	3.9	2	0	3	0	0	4	5.3	
at Louisville	1/8/13		8	0-2	.000	0-0	.000	0-0	.000	2	1	3	3.8	0	1	0	0	0	4	4.9	
at Notre Dame	1/13/13		12	1-3	.333	0-0	.000	0-0	.000	0	0	0	3.6	5	0	2	0	0	2	4.8	
PROVIDENCE	1/16/13	*	25	4-4	1.000	0-0	.000	6-6	1.000	3	3	6	3.7	2	1	2	0	3	14	5.3	
GEORGETOWN	1/22/13	*	28	3-9	.333	0-0	.000	6-11	.545	4	2	6	3.8	3	0	1	1	1	12	5.7	
at Seton Hall	1/27/13	*	19	2-4	.500	0-0	.000	0-0	.000	0	1	1	3.7	0	1	0	0	0	4	5.6	
at Marquette	1/30/13		11	1-3	.333	0-0	.000	2-2	1.000	0	2	2	3.6	3	0	1	0	0	4	5.5	
VILLANOVA	2/2/13		25	4-6	.667	0-0	.000	0-0	.000	0	2	2	3.5	3	0	1	0	1	8	5.6	
CINCINNATI	2/9/13		8	1-4	.250	0-0	.000	1-1	1.000	3	0	3	3.5	0	1	1	0	1	3	5.5	
at DePaul	2/12/13		12	4-7	.571	0-0	.000	0-0	.000	1	1	2	3.4	3	0	2	0	0	8	5.6	
CONNECTICUT	2/16/13		23	2-6	.333	0-0	.000	0-0	.000	1	0	1	3.3	0	0	1	0	1	4	5.5	
at Syracuse	2/19/13		16	1-6	.167	0-0	.000	3-4	.750	1	2	3	3.3	3	0	0	0	0	5	5.5	
at St. John's	2/23/13		34	3-10	.300	0-0	.000	1-3	.333	3	4	7	3.5	4	1	1	0	0	7	5.6	
USF	2/26/13		11	0-1	.000	0-0	.000	0-0	.000	0	2	2	3.4	2	0	2	0	0	0	5.4	
at Cincinnati	3/2/13		17	0-1	.000	0-0	.000	0-0	.000	1	4	5	3.5	1	1	2	0	0	0	5.2	
PITTSBURGH	3/4/13		21	4-8	.500	0-0	.000	0-2	.000	2	3	5	3.5	4	2	1	0	0	8	5.3	
vs USF	3/9/13		11	0-3	.000	0-0	.000	0-0	.000	1	2	3	3.5	2	0	2	0	0	0	5.1	
Totals			5	496	55-135	.407	0-0	.000	43-60	.717	46	59	105	3.5	68	15	41	3	13	153	5.1

PLAYERS

COACHES

OUTLOOK

REVIEW

RUTGERS

HISTORY

MEDIA



CYNTHIA HERNANDEZ

SENIOR • 5-7 • GUARD

VENTURA, CALIF.

BUENA/VENTURA COLLEGE

13

2014-15 (3.7 ppg/0.7 rpg): RU's top three-point shooter ... Appeared in 27 games ... Scored a season-high 17 points at Wisconsin (Jan. 18), which included a 5-of-5 showing from downtown ... Scored the Scarlet Knights' 100th point against Davidson (Nov. 30) on a three-pointer, marking the first-time a C. Vivian Stringer led Rutgers team reached the 100-point mark in a game ... Notched nine points in game with Davidson (Nov. 30) and the Big Ten opener at Indiana (Dec. 28) ... Shot 42.2 percent from long range (27-of-64) ... Connected on two or more from three-point range in eight contests ... Shot 81.8 percent (9-of-11) from the free throw line ... Hauled in a season-high four rebounds at Ohio State (Jan. 1).

PRIOR TO RUTGERS/PERSONAL: Honorable Mention WBCA All-American at Ventura College ... During two years with the Pirates, averaged 12.9 points per game and averaged 43.2 percent from three-point land ... as a sophomore, led VC to its seventh state championship and 24th consecutive Western State Conference championship with a 32-3 overall record ... averaged 17.1 points per game and shot 46.7 percent (115-of-246) from beyond the arc ... reset the Ventura College record books in three-pointers made (115) and three-point shooting percentage (.467) ... Second Team California Community College Women's Basketball Coaches Association and First Team Western State Conference selection ... In her freshman campaign, averaged 8.2 points per game ... named a Western State Conference First Team honoree ... daughter of Abran and Lety Hernandez ... has two brothers, Michael and Robert ... plans to major in labor studies and employment relations.



PLAYERS

COACHES

OUTLOOK

REVIEW

RUTGERS

HISTORY

MEDIA

R MEET THE SCARLET KNIGHTS

PLAYERS

COACHES

OUTLOOK

REVIEW

RUTGERS

HISTORY

MEDIA



HERNANDEZ'S CAREER HIGHS

Points	17 at Wisconsin (1-18-15)
Field Goals Made	5 at Wisconsin (1-18-15)
Field Goal Attempts	8 vs. Colgate (11-28-14)
FG Pct. (min 5 made)	.833 (5-6) at Wisconsin (1-18-15)
3-Point Field Goals Made	5 at Wisconsin (1-18-15)
3-Point FG Attempts	6 vs. Colgate (11-28-14)
3-Pt FG Pct (min 2 made)	1.00 (5-5) at Wisconsin (1-18-15)
Free Throws Made	2 (4x) most recent at Wisconsin (1-18-15)
Free Throw Attempts	3 (2x) most recent at Penn State (1-10-15)
FT Pct (min 3 made)	
Rebounds	4 at Ohio State (1-11-15)
Assists	2 at Temple (12-10-14)
Steals	1 (3x) most recent vs. Purdue (2-14-15)
Blocked Shots	1 at UConn (3-23-15)
Turnovers	1 (3x) most recent vs. Seton Hall (3-21-15)
Fouls	3 (3x) vs. Seton Hall (3-21-15)
Minutes	18 at Iona (12-14-20)

HERNANDEZ'S CAREER STATISTICS

PLAYER	GP-GS	MIN-AVG	FG-FA	PCT	3FG-FA	PCT	FT-FTA	PCT	O-D-REB	AVG	PF-FD	AST	TO	BL	SH	PTS-AVG
2014-15	27-0	186-6.9	32-82	.390	27-64	.422	9-11	.818	1-18	19-0.7	22-0	4	3	1	3	100-3.7
TOTAL	27-0	186-6.9	32-82	.390	27-64	.422	9-11	.818	1-18	19-0.7	22-0	4	3	1	3	100-3.7

HERNANDEZ'S CAREER CONFERENCE STATISTICS

PLAYER	GP-GS	MIN-AVG	FG-FA	PCT	3FG-FA	PCT	FT-FTA	PCT	O-D-REB	AVG	PF-FD	AST	TO	BL	SH	PTS-AVG
2014-15	15-0	83-5.5	15-37	.405	14-31	.452	6-7	.857	1-12	13-0.9	13-0	1	1	0	2	50-3.3
TOTAL	15-0	83-5.5	15-37	.405	14-31	.452	6-7	.857	1-12	13-0.9	13-0	1	1	0	2	50-3.3

HERNANDEZ 2014-15 GAME-BY-GAME

Opponent	Date	gs		Total		3-Pointers		Free throws		Rebounds					pts	avg					
		gs	min	fg-fga	pct	3fg-fga	pct	ft-fa	pct	off	def	tot	avg	pf			a	t/o	blk	stl	
ST. JOSEPH'S	11/14/14	5	0-2	.000	0-2	.000	0-0	.000	0	0	0	0	0	0	0	0	0	0	0		
NORTHEASTERN	11/18/14	8	2-5	.400	2-5	.400	0-0	.000	0	0	0	0	0	1	1	0	0	0	6	3.0	
at Wagner	11/25/14	8	1-3	.333	1-2	.500	0-0	.000	0	0	0	0	0	2	0	0	0	0	3	3.0	
COLGATE	11/28/14	9	1-8	.125	1-6	.167	2-3	.667	0	0	0	0	0	0	0	0	0	0	5	3.5	
DAVIDSON	11/30/14	9	3-6	.500	2-4	.500	1-1	1.000	0	0	0	0	0	0	0	0	0	0	9	4.6	
NORTH CAROLINA	12/04/14	0	0-0	.000	0-0	.000	0-0	.000	0	0	0	0	0	0	0	0	0	0	0	3.8	
at Temple	12/10/14	6	1-4	.250	0-2	.000	0-0	.000	0	1	1	0	1	2	0	0	0	0	2	3.6	
at Iona	12/20/14	18	3-5	.600	2-3	.667	0-0	.000	0	2	2	0	4	0	1	0	1	1	8	4.1	
at Indiana	12/28/14	14	3-4	.750	3-4	.750	0-0	.000	0	3	3	0	7	2	0	0	0	0	9	4.7	
at Ohio State	01/01/15	11	2-6	.333	1-3	.333	2-2	1.000	0	4	4	1	0	2	1	0	0	0	7	4.9	
IOWA	01/04/15	1	0-1	.000	0-1	.000	0-0	.000	0	0	0	0	0	0	0	0	0	0	0	4.5	
MICHIGAN	01/07/15	4	0-1	.000	0-1	.000	0-0	.000	0	1	1	0	0	0	0	0	0	1	0	4.1	
at Penn State	01/10/15	3	1-2	.500	1-2	.500	2-3	.667	0	0	0	0	0	8	0	0	0	0	5	4.2	
at Wisconsin	01/18/15	14	5-6	.833	5-5	1.000	2-2	1.000	1	1	2	0	9	3	0	0	0	0	17	5.1	
MINNESOTA	01/25/15	2	0-1	.000	0-1	.000	0-0	.000	0	0	0	0	0	9	0	0	0	0	0	4.7	
PENN STATE	02/01/15	5	2-4	.500	2-4	.500	0-0	.000	0	0	0	0	0	8	1	0	0	0	0	6.4	
NEBRASKA	02/05/15	2	0-1	.000	0-0	.000	0-0	.000	0	1	1	0	8	0	0	0	0	0	0	4.5	
at Michigan	02/08/15	2	0-0	.000	0-0	.000	0-0	.000	0	1	1	0	8	0	0	0	0	0	0	4.3	
PURDUE	02/14/15	7	0-3	.000	0-3	.000	0-0	.000	0	0	0	0	8	1	0	0	0	1	0	4.1	
ILLINOIS	02/27/15	3	2-2	1.000	2-2	1.000	0-0	.000	0	0	0	0	8	1	0	0	0	0	6	4.2	
at Michigan State	02/22/15	2	0-1	.000	0-1	.000	0-0	.000	0	1	1	0	8	0	1	0	0	0	0	4.0	
at Northwestern	02/26/15	3	0-2	.000	0-1	.000	0-0	.000	0	0	0	0	7	0	0	0	0	0	0	3.8	
INDIANA	03/01/15	10	0-3	.000	0-3	.000	0-0	.000	0	0	0	0	7	3	0	0	0	0	0	3.6	
vs INDIANA	03/05/15	7	2-3	.667	2-2	1.000	0-0	.000	0	1	1	0	7	0	0	0	0	0	6	3.7	
vs NORTHWESTERN	03/06/15	9	1-2	.500	1-2	.500	0-0	.000	0	1	1	0	7	0	0	0	0	0	3	3.7	
vs Seton Hall	03/21/15	11	2-4	.500	2-3	.667	0-0	.000	0	0	0	0	7	3	0	1	0	0	6	3.8	
at UConn	03/23/15	13	1-3	.333	0-2	.000	0-0	.000	0	1	1	0	7	1	0	0	1	0	2	3.7	
Totals		0	186	32-82	.390	27-64	.422	9-11	.818	1	18	19	0	7	22	4	3	1	3	100	3.7



PLAYERS

COACHES

LOOK

REVIEW

RUTGERS

HISTORY

MEDIA



RACHEL HOLLIVAY

SENIOR • 6-4 • CENTER
COLUMBUS, MISS.
HERITAGE ACADEMY

1

2014-15 (6.7 ppg/4.6 rpg/2.3 bpg): Took to the court in 31 games with 16 starts ... Averaged 6.7 points per game ... Reached double figures in 10 games ... Scored a season-high 14 points at Temple (Dec. 10), No. 5 Maryland and Illinois (Feb. 27) ... Averaged 4.6 rebounds per game ... Hauled a season-high 12 rebounds in the Big Ten season opener at Indiana (Dec. 28) ... Also had 10 boards against No. 11 Tennessee (Dec. 14) and the non-conference finale at Iona (Dec. 20) ... Averaged 2.3 blocks per game ... Ranked fifth in the Big Ten in blocked shots ... Recorded three or more rejections in 14 games ... Swatted away a season-high six shots against No. 5 Maryland (Jan. 15) ... Shot 50 percent or better from the field in 21 games ... Missed the final two games of the regular season with a strained muscle.

2013-14 (7.8 ppg/6.0 rpg/3.5 bpg): Rutgers single season blocks leader ... Appeared in 36 games, making 30 starts ... Fourth on the roster in scoring with 7.8 points per game and third on the squad in rebounds per game at 6.0 boards per game ... Led Rutgers and the American and ranked seventh nationally in blocks per game at 3.5 rejections per contest ... Totaled 127 blocks during the 2013-14 campaign to become Rutgers' single season leader in the category ... She surpassed RU great Sue Wicks with two blocks against defending national champion UConn in the American semifinals to become the single season leader ... The first student-athlete in RU women's basketball history with 100 rejections in a season ... Ranked third in the American in field goal percentage (.532) behind UConn's Stefanie Dolson and Moriah Jefferson ... Has shot over 50 percent from the field in 21 games ... Swatted away a career-high nine blocks against Howard (Nov. 22) and USF (Mar. 3) ... Had eight rejections in the WNIT semifinal vs. USF (Apr. 2) ... Almost performed a triple-double with a career-high 26 points and career-high 13 rebounds along with her nine blocks vs. Howard (Nov. 22) ... Would have become the first Scarlet Knight to perform a triple-double since Khadijah Rushdan in 2011 (13 points, 10 rebounds, 10 assists vs. Pitt) ... Only other Scarlet Knight to perform a triple-double is current assistant coach Tasha Pointer ... The nine blocks are the most by a Scarlet Knight since Kia Vaughn captured nine blocks against St. Johns'

(Feb. 28, 2009) ... Also had nine rejections vs. USF (Mar. 3) in the regular season finale and registered eight blocks vs. Seton Hall (Mar. 27) in the third round of the WNIT ... Notched at least three blocks in a game in 19 of her 36 appearance ... Scored in double figures in 12 contests ... Ranked 19th in the American in rebounding at 6.0 boards per game ... Had four double figure rebounding games, including a career-high 14 boards vs. Seton Hall (Mar. 27) in the third round of the WNIT ... Performed a pair of double doubles - 26 points, 13 rebounds vs. Howard (Nov. 22) and 14 points, 10 rebounds at SMU (Feb. 8) ... Scored the game winning tip-in at the buzzer at SMU (Feb. 8) to give the Scarlet Knights a 65-64 win.

2012-13 (3.2 ppg/2.0 rpg): Appeared in 29 games with five starts ... Started three of the Scarlet Knights' final four games of the season ... Recorded her first career start against LaSalle (Jan. 2) ... Shot a team-best 55.6 percent from the floor (40-of-72) ... Scored a season-high 12 points at DePaul (Feb. 12) ... shot 5-of-7 from the floor and 2-of-2 from the line against the Blue Devils ... Also netted double figures with 11 points against La Salle (Jan. 2) in her first career start and 10 points vs. Stony Brook (Dec. 21) ... Hauled in a career-high eight rebounds vs. USF (Feb. 26) to help give head coach C. Vivian Stringer her 900th career victory ... Narrowly missed her first career double-double against the Bulls with nine points ... Averaged 0.8 blocks per game with a season-high four rejections in the BIG EAST opener with St. John's (Jan. 6).

PRIOR TO RUTGERS/PERSONAL: Ranked No. 2 post player and the ninth-rated recruit overall by ESPN HoopGurlz ... Averaged 25 points, 11 rebounds and 10 blocks per game during junior season at Heritage Academy (Miss.) ... Spent two seasons at New Hope High School, where she helped the Trojans to their first district championship in 18 years, averaging 13.0 points per game for the black and gold ... Rated a five-star prospect, she was invited to Colorado Springs - on two occasions - for the U16 and U17 National Team Trials ... Was also rated No. 11 in the country by Dan Oldson's Collegiate Girls Reports, a national scouting service ... Daughter of Larina and Ray Hollivay ... Has two brothers, Ryan and Ray J ... Major is labor and employment relations.



PLAYERS

COACHES

OUTLOOK

REVIEW

RUTGERS

HISTORY

MEDIA

R MEET THE SCARLET KNIGHTS

PLAYERS

COACHES

OUTLOOK

REVIEW

RUTGERS

HISTORY

MEDIA



HOLLIVAY'S CAREER HIGHS

Points	26 vs. Howard (11-22-13)
Field Goals Made	9 vs. Howard (11-22-13)
Field Goal Attempts	17 vs. Howard (11-22-13)
FG Pct. (min 5 made)	.857 (2x) most recent at USF (4-2-14)
3-Point Field Goals Made	---
3-Point FG Attempts	---
3-Pt FG Pct (min 2 made)	---
Free Throws Made	8 vs. Howard (11-22-13)
Free Throw Attempts	11 vs. Howard (11-22-13)
FT Pct (min 3 made)	1.00 (2x) most recent vs. Illinois (2-17-15)
Rebounds	14 vs. Seton Hall (3-27-14)
Assists	4 vs. Delaware (3-20-14)
Steals	3 (2x) most recent at Penn State (1-10-15)
Blocked Shots	9 (2x) most recent vs. USF (3-3-14)
Turnovers	4 (5x) most recent vs. Illinois (2-17-15)
Fouls	5 (7x) most recent vs. Seton Hall (3-21-15)
Minutes	39 vs. Seton Hall (3-27-14)

HOLLIVAY'S CAREER STATISTICS

PLAYER	GP-GS	MIN-AVG	FG-FGA	PCT	3FG-FGA	PCT	FT-FTA	PCT	O-B-REB	AVG	PF-FO	AST	TO	BL	SH	PTS-AVG
2012-13	29-5	276-9.5	40-72	.556	0-1	.000	13-26	.500	22-36	58-2.0	26-0	9	22	22	3	83-2.8
2013-14	36-30	822-22.8	115-216	.532	0-0	.000	51-109	.468	80-135	215-6.0	109-5	10	54	127	20	281-7.8
2014-15	31-16	589-19.3	85-147	.578	0-0	.000	39-60	.650	53-91	144-4.6	89-2	20	57	71	17	209-6.7
TOTAL	96-51	1696-17.7	240-435	.552	0-1	.000	103-195	.528	155-262	417-4.3	224-7	39	133	220	40	583-6.1

HOLLIVAY'S CAREER CONFERENCE STATISTICS

PLAYER	GP-GS	MIN-AVG	FG-FGA	PCT	3FG-FGA	PCT	FT-FTA	PCT	O-B-REB	AVG	PF-FO	AST	TO	BL	SH	PTS-AVG
2012-13 (BIG EAST)	15-3	157-10.5	23-40	.575	0-0	.000	7-15	.467	9-22	31-2.1	15-0	4	15	16	1	53-3.5
2013-14 (AAC)	18-15	394-21.9	44-84	.524	0-0	.000	24-52	.462	42-61	103-5.7	57-4	8	27	58	7	112-6.2
2014-15 (BIG)	16-6	328-20.5	44-76	.579	0-0	.000	19-30	.633	29-48	77-4.8	48-1	8	36	41	12	107-6.7
TOTAL	49-24	879-17.9	111-200	.555	0-0	.000	50-97	.515	89-131	211-4.3	120-5	20	78	115	20	272-5.6

HOLLIVAY 2014-15 GAME-BY-GAME

Opponent	Date	gs	min	Total		3-Pointers		Free throws		Rebounds			pf	a	t/o	blk	stl	pts	avg		
				fg-fga	pct	3fg-fga	pct	ft-fa	pct	off	def	tot								avg	
ST. JOSEPH'S	11/14/14	*	20	3-5	.600	0-0	.000	1-4	.250	3	3	6	6.0	2	0	0	5	0	7	7.0	
NORTHEASTERN	11/18/14		21	4-4	1.000	0-0	.000	2-2	1.000	1	0	1	3.5	4	1	3	1	1	10	8.5	
at LSU	11/22/14	*	29	4-9	44.4	0-0	.000	5-5	1.000	5	2	7	4.7	4	0	2	5	1	13	10.0	
at Wagner	11/25/14	*	10	0-0	.000	0-0	.000	2-2	1.000	0	1	1	3.8	3	0	3	1	0	2	8.0	
COLGATE	11/28/14	*	16	3-6	.500	0-0	.000	0-1	.000	4	3	7	4.4	4	2	2	1	0	6	7.6	
DAVIDSON	11/30/14	*	18	4-7	.571	0-0	.000	3-4	.750	1	3	4	4.3	4	0	0	2	0	11	8.2	
NORTH CAROLINA	12/04/14	*	10	0-3	.000	0-0	.000	0-0	.000	1	1	2	4.0	4	0	1	0	0	0	7.0	
at Arkansas	12/07/14	*	26	4-7	.571	0-0	.000	2-2	1.000	1	3	4	4.0	4	2	1	1	1	10	7.4	
at Temple	12/10/14	*	19	5-6	.833	0-0	.000	4-6	.667	0	2	2	3.8	0	3	0	4	0	14	8.1	
TENNESSEE	12/14/14	*	21	1-3	.333	0-0	.000	1-4	.250	3	7	10	4.4	4	0	4	3	1	3	7.6	
at Iona	12/20/14	*	18	3-5	.600	0-0	.000	0-0	.000	3	7	10	4.9	0	3	2	1	0	6	7.5	
at Indiana	12/28/14	*	29	2-5	.400	0-0	.000	0-2	.000	5	7	12	5.5	2	2	4	1	0	4	7.2	
at Ohio State	01/01/15	*	19	1-3	.333	0-0	.000	4-5	.800	2	3	5	5.5	4	0	1	4	0	6	7.1	
IOWA	01/04/15	*	17	3-3	1.000	0-0	.000	1-1	1.000	0	2	2	5.2	4	0	4	3	1	7	7.1	
MICHIGAN	01/07/15		22	4-6	.667	0-0	.000	2-4	.500	2	2	4	5.1	2	2	2	4	0	10	7.3	
at Penn State	01/10/15		17	2-6	.333	0-0	.000	0-0	.000	4	1	5	5.1	2	0	1	2	3	4	7.1	
MARYLAND	01/15/15		32	5-7	.714	0-0	.000	4-5	.800	3	1	4	5.1	2	0	3	6	1	14	7.5	
at Wisconsin	01/18/15		19	5-6	.833	0-0	.000	1-2	.500	3	0	3	4.9	3	1	2	0	1	11	7.7	
MINNESOTA	01/25/15		14	0-2	.000	0-0	.000	2-2	1.000	0	1	1	4.7	3	0	1	3	0	2	7.4	
at Purdue University	01/29/15		17	3-5	.600	0-0	.000	0-0	.000	1	1	2	4.6	5	0	2	3	1	6	7.3	
PENN STATE	02/01/15		11	0-2	.000	0-0	.000	0-2	.000	0	3	3	4.5	2	0	2	1	0	0	7.0	
NEBRASKA	02/05/15		23	2-4	.500	0-0	.000	0-2	.000	1	7	8	4.7	3	0	1	4	1	4	6.8	
at Michigan	02/08/15		26	2-3	.667	0-0	.000	0-0	.000	1	6	7	4.8	3	1	2	4	1	4	6.7	
at Maryland	02/10/15		20	2-4	.500	0-0	.000	1-1	1.000	3	3	6	4.8	4	1	3	0	2	5	6.6	
PURDUE	02/14/15	*	19	6-9	.667	0-0	.000	0-0	.000	0	3	3	4.8	4	1	2	2	1	12	6.8	
ILLINOIS	02/27/15	*	19	5-8	.625	0-0	.000	4-4	1.000	2	4	6	4.8	3	0	4	3	0	14	7.1	
at Michigan State	02/22/15	*	24	2-3	.667	0-0	.000	0-0	.000	2	4	6	4.9	2	0	2	1	0	4	7.0	
vs INDIANA	03/05/15		13	3-6	.500	0-0	.000	0-0	.000	0	2	2	4.8	2	1	0	1	0	6	7.0	
vs NORTHWESTERN	03/06/15		3	3-3	1.000	0-0	.000	0-0	.000	0	0	0	4.6	0	0	0	0	0	6	6.9	
vs Seton Hall	03/21/15		25	1-3	.333	0-0	.000	0-0	.000	0	7	7	4.7	5	3	1	3	0	2	6.8	
at UConn	03/23/15		21	3-4	.750	0-0	.000	0-0	.000	2	2	4	4.6	1	0	1	1	0	6	6.7	
Totals			16	598	85-147	.578	0-0	.000	39-60	.650	53	91	144	4.6	89	20	57	71	17	209	6.7

HOLLIVAY 2013-14 GAME-BY-GAME

Opponent	Date	gs	min	Total		3-Pointers		Free throws		Rebounds				pts	avg						
				fg-fga	pct	3fg-fga	pct	ft-fita	pct	off	def	tot	avg			pf	a	t/o	blk	stl	
PRINCETON	11/10/13	*	21	6-7	.857	0-0	.000	1-4	.250	1	3	4	4.0	3	0	2	1	13	13.0		
at Northeastern	11/13/13	*	13	1-1	1.000	0-0	.000	0-0	.000	0	1	1	2.5	0	0	0	1	2	7.5		
at Massachusetts	11/20/13	*	28	7-11	.636	0-0	.000	0-0	.000	2	3	5	3.3	1	1	1	4	2	14	9.7	
HOWARD	11/22/13	*	32	9-17	.529	0-0	.000	8-11	.727	7	6	13	5.8	1	1	2	9	1	26	13.8	
vs LSU	11/29/13	*	21	3-6	.500	0-0	.000	0-1	.000	1	3	4	5.4	4	0	2	3	0	6	12.2	
vs Texas Tech	11/30/13	*	22	3-8	.375	0-0	.000	0-0	.000	2	3	5	5.3	4	0	1	5	0	6	11.2	
at Davidson	12/04/13	*	23	3-9	.333	0-0	.000	1-2	.500	4	3	7	5.6	2	0	3	5	1	7	10.6	
WAGNER	12/12/13	*	17	6-11	.545	0-0	.000	2-5	.400	1	4	5	5.5	3	0	0	2	1	14	11.0	
SACRED HEART	12/15/13	*	25	7-9	.778	0-0	.000	1-4	.250	3	6	9	5.9	3	0	1	3	0	15	11.4	
GEORGIA	12/21/13	*	18	3-8	.375	0-0	.000	1-4	.250	0	1	1	5.4	4	0	2	2	1	7	11.0	
at USF	12/28/13	*	22	2-4	.500	0-0	.000	2-6	.333	3	3	6	5.5	5	0	3	2	2	6	10.5	
HOUSTON	01/04/14	*	20	3-8	.375	0-0	.000	1-1	1.000	4	2	6	5.5	4	0	2	3	3	7	10.3	
at Cincinnati	01/07/14	*	20	3-4	.750	0-0	.000	2-6	.333	2	3	5	5.5	4	0	0	1	0	8	10.1	
SMU	01/11/14	*	23	2-6	.333	0-0	.000	3-6	.500	5	6	11	5.9	4	2	3	4	0	7	9.9	
at Memphis	01/14/14	*	29	3-4	.750	0-0	.000	2-3	.667	4	4	8	6.0	5	0	4	4	0	8	9.7	
UCONN	01/19/14	*	22	1-2	.500	0-0	.000	0-1	.000	0	3	3	5.8	1	0	0	0	1	2	9.3	
at UCF	01/22/14	*	23	3-6	.500	0-0	.000	0-1	.000	1	7	8	5.9	3	1	1	5	0	6	9.1	
at Temple	01/25/14	*	27	5-9	.556	0-0	.000	1-4	.250	4	4	8	6.1	5	0	3	5	0	11	9.2	
LOUISVILLE	01/28/14	*	22	2-3	.667	0-0	.000	0-0	.000	2	4	6	6.1	3	0	0	3	0	4	8.9	
MEMPHIS	02/01/14	*	20	5-7	.714	0-0	.000	6-7	.857	3	4	7	6.7	3	0	2	2	0	16	9.3	
CINCINNATI	02/04/14	*	25	3-6	.500	0-0	.000	1-2	.500	2	6	8	6.2	2	0	1	6	0	7	9.1	
at SMU	02/08/14	*	34	6-8	.750	0-0	.000	2-3	.667	5	5	10	6.4	1	1	3	2	0	14	9.4	
at Houston	02/11/14	*	14	0-1	.000	0-0	.000	0-0	.000	0	3	3	6.2	5	0	0	2	0	9	9.0	
UCF	02/15/14	*	17	2-3	.667	0-0	.000	2-6	.333	0	1	1	6.0	1	2	0	6	1	6	8.8	
at Louisville	02/23/14	*	19	0-3	.000	0-0	.000	0-0	.000	4	3	7	6.0	1	1	2	2	0	8	8.5	
TEMPLE	02/26/14	*	10	0-1	.000	0-0	.000	0-2	.000	0	0	0	5.8	3	0	1	1	0	0	8.2	
at UConn	03/01/14	*	16	0-1	.000	0-0	.000	0-2	.000	1	0	1	5.6	4	0	1	1	0	0	7.9	
USF	03/03/14	*	31	4-8	.500	0-0	.000	2-2	1.000	2	3	5	5.6	3	1	3	9	0	10	7.9	
vs SMU	03/08/14	*	22	4-4	1.000	0-0	.000	2-3	.667	0	5	5	5.6	5	0	1	2	1	10	8.0	
vs Connecticut	03/09/14	*	29	2-6	.333	0-0	.000	3-4	.750	2	5	7	5.6	4	0	2	3	1	7	8.0	
DELAWARE	03/20/14	*	25	2-7	.286	0-0	.000	6-10	.600	2	4	6	5.6	4	0	4	2	0	10	8.0	
HARVARD	03/24/14	*	25	3-7	.429	0-0	.000	1-2	.500	3	4	7	5.7	1	0	1	2	0	7	8.0	
SETON HALL	03/27/14	*	39	3-8	.375	0-0	.000	1-3	.333	4	10	14	5.9	3	0	2	8	1	7	8.0	
at Bowling Green	03/31/14	*	24	2-3	.667	0-0	.000	0-0	.000	2	7	9	6.0	4	0	3	4	0	4	7.9	
at USF	04/02/14	*	31	6-7	.857	0-0	.000	0-3	.000	2	4	6	6.0	2	0	2	8	2	12	8.0	
at UTEP	04/05/14	*	13	1-3	.333	0-0	.000	0-1	.000	2	2	4	6.0	4	0	4	1	2	7.8		
Totals			27	822	115-216	.532	0-0	.000	51-109	.468	80	135	215	6.0	109	10	54	127	20	281	7.8

HOLLIVAY 2012-13 GAME-BY-GAME

Opponent	Date	gs	min	Total		3-Pointers		Free throws		Rebounds				pts	avg					
				fg-fga	pct	3fg-fga	pct	ft-fita	pct	off	def	tot	avg			pf	a	t/o	blk	stl
at Georgia	11/11/12		7	0-1	.000	0-0	.000	0-0	.000	0	2	2	2.0	2	0	0	1	0	0	0.0
GEORGE WASHINGTON	11/14/12		5	0-2	.000	0-0	.000	0-0	.000	1	0	1	1.5	0	1	1	0	1	0	0.0
at Temple	11/21/12		8	3-6	.500	0-0	.000	0-0	.000	1	1	2	1.7	2	0	0	0	0	6	2.0
DAVIDSON	11/25/12		8	1-2	.500	0-0	.000	1-2	.500	3	0	3	2.0	1	0	1	0	0	3	2.3
at Princeton	11/29/12		4	0-1	.000	0-0	.000	0-0	.000	0	1	1	1.8	1	0	0	0	0	0	1.8
at Boston College	12/2/12		2	0-2	.000	0-0	.000	0-0	.000	1	0	1	1.7	0	0	0	0	0	0	1.5
LIU BROOKLYN	12/6/12		12	0-1	.000	0-0	.000	0-0	.000	1	1	2	1.7	0	1	1	1	0	0	1.3
vs La Tech	12/9/12		6	2-2	1.000	0-0	.000	1-1	1.000	1	0	1	1.6	0	0	0	0	0	5	1.8
SOUTHERN	12/12/12		5	0-0	.000	0-0	.000	0-0	.000	0	0	0	1.4	0	1	0	0	0	0	1.6
MIAMI	12/16/12		4	0-0	.000	0-0	.000	1-2	.500	0	1	1	1.4	0	0	1	2	0	1	1.5
STONY BROOK	12/21/12		14	4-6	.667	0-0	.000	2-3	.667	4	1	5	1.7	0	1	0	0	1	10	2.3
at Tennessee	12/30/12		13	1-2	.500	0-0	.000	0-0	.000	0	1	1	1.7	3	0	0	0	0	2	2.3
LA SALLE	1/2/13	*	25	5-6	.833	0-1	.000	1-3	.333	1	5	6	2.0	1	1	2	2	0	11	2.9
ST. JOHN'S	1/6/13	*	25	3-5	.600	0-0	.000	1-4	.250	1	4	5	2.2	2	0	1	4	0	7	3.2
at Louisville	1/8/13		4	0-0	.000	0-0	.000	0-0	.000	0	0	0	2.1	1	0	0	0	0	0	3.0
at Notre Dame	1/13/13		9	1-2	.500	0-0	.000	0-0	.000	1	1	2	2.1	0	0	1	1	0	2	2.9
PROVIDENCE	1/16/13		11	0-2	.000	0-0	.000	0-0	.000	0	1	1	2.0	1	1	1	0	0	0	2.8
GEORGETOWN	1/22/13		5	0-0	.000	0-0	.000	0-0	.000	0	0	0	1.9	0	0	0	0	0	0	2.6
at Seton Hall	1/27/13		2	0-1	.000	0-0	.000	0-0	.000	0	0	0	1.8	0	0	0	0	0	0	2.5
at Marquette	1/30/13		2	1-1	1.000	0-0	.000	0-0	.000	0	0	0	1.7	0	0	0	0	0	2	2.5
CINCINNATI	2/9/13		2	0-0	.000	0-0	.000	0-0	.000	0	0	0	1.6	0	0	0	0	0	0	2.3
at DePaul	2/12/13		15	5-7	.714	0-0	.000	2-2	1.000	3	2	5	1.8	2	0	1	2	0	12	2.8
CONNECTICUT	2/16/12		7	1-1	1.000	0-0	.000	0-0	.000	0	0	0	1.7	2	0	1	0	0	2	2.7
at Syracuse	2/19/13		1	0-0	.000	0-0	.000	0-0	.000	0	0	0	1.6	1	0	1	0	0	0	2.6
at St. John's	2/23/13		11	2-4	.500	0-0	.000	1-2	.500	0	3	3	1.7	2	0	2	1	0	5	2.7
USF	2/26/13	*	32	4-6	.667	0-0	.000	1-3	.333	2	6	8	1.9	0	2	3	3	0	9	3.0
at Cincinnati	3/2/13	*	21	3-8	.375	0-0	.000	1-2	.500	2	3	5	2.0	2	1	3	3	1	7	3.1
PITTSBURGH	3/4/13		10	3-3	1.000	0-0	.000	1-2	.500	0	2	2	2.0	2	0	1	2	0	7	3.3
vs USF	3/9/13	*	6	1-1																



ALEX ALFANO

JUNIOR • 5-8 • GUARD

ATLANTIC HIGHLANDS, N.J.

RED BANK CATHOLIC

33

2014-15: Appeared in 22 games in her second season “On The Banks” ... Participated in five Big Ten contests in RU’s first season in the league ... Also made appearances in the Scarlet Knights’ Big Ten Tournament win over Indiana (Mar. 5) and Second Round NCAA Tournament game with UConn (Mar. 23).

2013-14 (0.6 ppg): Fan favorite who came off the bench in 19 contests ... Has the ability to shoot the three ball ... Notched four points as RU scored a then season-high 90 points against UCF (Feb. 15).

PRIOR TO RUTGERS/PERSONAL: Averaged 10.4 points, 4.0 rebounds and 3.0 assists per game at Red Bank Catholic ... Helped her team to four Shore Conference Division championships ... Selected to play in the Shore Conference All-Star Game ... As a senior, helped the Casey’s to a 29-2 overall record, the Non-Public-A State Championship and semifinal round of the Tournament of Champions ... Honorable Mention All-New Jersey by MSG Varsity ... Central All-Division honoree ... Earned Non-Public A honors ... MVP of the Hoop Group Boardwalk Classic ... Also lettered as a freshman and sophomore as a member of the Red Bank Catholic cross country team ... Daughter of Nat and Michele Alfano ... Major is economics.



PLAYERS

COACHES

OUTLOOK

REVIEW

RUTGERS

HISTORY

MEDIA



ALFANO'S CAREER HIGHS

Points	4 vs. UCF (2-15-14)
Field Goals Made	vs. UCF (2-15-14)
Field Goal Attempts	4 vs. Wagner (12-12-13)
FG Pct. (min 5 made)	
3-Point Field Goals Made	1 vs. La Salle (11-17-13)
3-Point FG Attempts	2 vs. Sacred Heart (12-15-13)
3-PT FG Pct (min 2 made)	
Free Throws Made	2 vs. Wagner (12-12-13)
Free Throw Attempts	2 vs. Wagner (12-12-13)
FT Pct (min 3 made)	
Rebounds	1 (3x) most recent vs. Indiana (3-15)
Assists	1 vs. Davidson (11-30-14)
Steals 1	vs. St. Joseph's (11-14-14)
Blocked Shots	1 vs. Harvard (3-24-14)
Turnovers	1 (6x) most recent vs. Davidson (11-30-14)
Fouls	2 (3x) most recent at Indiana (12-26-14)
Minutes	10 (2x) most recent vs. UCF (2-15-14)

ALFANO'S CAREER STATISTICS

PLAYER	GP-GS	MIN-AVG	FG-FGA	PCT	3FG-FGA	PCT	FT-FTA	PCT	O-D-REB	AVG	PF-FO	AST	TO	BL	STL	PTS-AVG
2013-14	19-0	63:3.3	4-17	.235	1-6	.167	2-2	1.000	0-0	0-0.0	3-0	0	5	1	0	11:6.6
2014-15	13-0	22:1.7	0-5	.000	0-1	.000	0-0	.000	1-2	3:0.2	5-0	1	1	0	1	0:0.0
TOTAL	32-0	85:2.7	4-22	.182	1-7	.143	2-2	1.000	1-2	3:0.1	8-0	1	6	1	1	11:6.3

ALFANO'S CAREER CONFERENCE STATISTICS

PLAYER	GP-GS	MIN-AVG	FG-FGA	PCT	3FG-FGA	PCT	FT-FTA	PCT	O-D-REB	AVG	PF-FO	AST	TO	BL	STL	PTS-AVG
2013-14 (AAC)	8-0	23:2.9	2-3	.667	0-0	.000	0-0	.000	0-0	0-0.0	1-0	0	1	0	0	4:6.5
2014-15 (BIG)	5-0	6:1.2	0-4	.000	0-0	.000	0-0	.000	1-0	1:0.2	2-0	0	0	0	0	0:0.0
TOTAL	13-0	29:2.2	2-7	.286	0-0	.000	0-0	.000	1-0	1:0.1	3-0	0	1	0	0	4:6.3

ALFANO 2014-15 GAME-BY-GAME

Opponent	Date	gs	min	Total		3-Pointers		Free throws		Rebounds				pf	a	t/o	blk	stl	pts	avg
				fg-fga	pct	3fg-fga	pct	ft-fa	pct	off	def	tot	avg							
ST. JOSEPH'S	11/14/14	1	0-0	.000	0-0	.000	0-0	.000	0	0	0	0	0	0	0	0	1	0	0	0.0
NORTHEASTERN	11/18/14	3	0-0	.000	0-0	.000	0-0	.000	0	0	0	0	0	2	0	0	0	0	0	0.0
at Wagner	11/25/14	1	0-0	.000	0-0	.000	0-0	.000	0	0	0	0	0	0	0	0	0	0	0	0.0
COLGATE	11/28/14	2	0-0	.000	0-0	.000	0-0	.000	0	0	0	0	0	0	0	0	0	0	0	0.0
DAVIDSON	11/30/14	4	0-1	.000	0-1	.000	0-0	.000	0	1	1	0.2	0	1	1	0	0	0	0	0.0
at Temple	12/10/14	3	0-0	.000	0-0	.000	0-0	.000	0	1	1	0.3	0	0	0	0	0	0	0	0.0
at Indiana	12/28/14	0	0-0	.000	0-0	.000	0-0	.000	0	0	0	0.3	2	0	0	0	0	0	0	0.0
at Penn State	01/10/15	3	0-1	.000	0-0	.000	0-0	.000	0	0	0	0.3	0	0	0	0	0	0	0	0.0
PURDUE	02/14/15	1	0-0	.000	0-0	.000	0-0	.000	0	0	0	0.2	0	0	0	0	0	0	0	0.0
ILLINOIS	02/27/15	1	0-0	.000	0-0	.000	0-0	.000	0	0	0	0.2	0	0	0	0	0	0	0	0.0
INDIANA	03/01/15	1	0-3	.000	0-0	.000	0-0	.000	1	0	1	0.3	0	0	0	0	0	0	0	0.0
vs INDIANA	03/05/15	1	0-0	.000	0-0	.000	0-0	.000	0	0	0	0.3	1	0	0	0	0	0	0	0.0
at UConn	03/23/15	1	0-0	.000	0-0	.000	0-0	.000	0	0	0	0.2	0	0	0	0	0	0	0	0.0
Totals		0	22	0-5	.000	0-1	.000	0-0	.000	1	2	3	0.2	5	1	1	0	1	0	0.0

ALFANO 2013-14 GAME-BY-GAME

Opponent	Date	gs	min	Total		3-Pointers		Free throws		Rebounds				pf	a	t/o	blk	stl	pts	avg
				fg-fga	pct	3fg-fga	pct	ft-fa	pct	off	def	tot	avg							
PRINCETON	11/10/13	4	0-2	.000	0-1	.000	0-0	.000	0	0	0	0.0	0	0	1	0	0	0	0	0.0
at Northeastern	11/13/13	0	0-0	.000	0-0	.000	0-0	.000	0	0	0	0.0	0	0	0	0	0	0	0	0.0
LASALLE	11/17/13	5	1-1	1.000	1-1	1.000	0-0	.000	0	0	0	0.0	0	0	1	0	0	3	1.0	
HOWARD	11/22/13	10	1-2	.500	0-1	.000	0-0	.000	0	0	0	0.0	0	0	1	0	0	2	1.3	
at Davidson	12/04/13	5	0-2	.000	0-0	.000	0-0	.000	0	0	0	0.0	0	0	0	0	0	0	0	1.0
WAGNER	12/12/13	9	0-4	.000	0-1	.000	2-2	1.000	0	0	0	0.0	2	0	0	0	0	2	1.2	
SACRED HEART	12/15/13	5	0-3	.000	0-2	.000	0-0	.000	0	0	0	0.0	0	0	1	0	0	0	1.0	
at USF	12/28/13	1	0-0	.000	0-0	.000	0-0	.000	0	0	0	0.0	0	0	0	0	0	0	0.9	
HOUSTON	01/04/14	1	0-0	.000	0-0	.000	0-0	.000	0	0	0	0.0	0	0	0	0	0	0	0.8	
at Cincinnati	01/07/14	2	0-0	.000	0-0	.000	0-0	.000	0	0	0	0.0	0	0	0	0	0	0	0.7	
SMU	01/11/14	0	0-0	.000	0-0	.000	0-0	.000	0	0	0	0.0	0	0	0	0	0	0	0.6	
at UCF	01/22/14	4	0-0	.000	0-0	.000	0-0	.000	0	0	0	0.0	1	0	1	0	0	0	0.6	
MEMPHIS	02/01/14	1	0-0	.000	0-0	.000	0-0	.000	0	0	0	0.0	0	0	0	0	0	0	0.5	
at Houston	02/11/14	4	0-1	.000	0-0	.000	0-0	.000	0	0	0	0.0	0	0	0	0	0	0	0.5	
UCF	02/15/14	10	2-2	1.000	0-0	.000	0-0	.000	0	0	0	0.0	0	0	0	0	0	4	0.7	
vs SMU	03/08/14	1	0-0	.000	0-0	.000	0-0	.000	0	0	0	0.0	0	0	0	0	0	0	0.7	
vs Connecticut	03/09/14	1	0-0	.000	0-0	.000	0-0	.000	0	0	0	0.0	0	0	0	0	0	0	0.6	
HARVARD	03/24/14	0	0-0	.000	0-0	.000	0-0	.000	0	0	0	0.0	0	0	0	0	1	0	0.6	
at USF	04/02/14	0	0-0	.000	0-0	.000	0-0	.000	0	0	0	0.0	0	0	0	0	0	0	0.6	
Totals		0	63	4-17	.235	1-6	.167	2-2	1.000	0	0	0	0.0	3	0	5	1	0	11	0.6



PLAYERS

COACHES

OUTLOOK

REVIEW

RUTGERS

HIS

MEDIA



TYLER SCAIFE

JUNIOR • 5-9 • GUARD

LITTLE ARK, ARK.

HALL

3

2014-15 (14.8 ppg/3.3 rpg/2.5 apg):

Honorable Mention All-Big Ten by both the coaches and media ... Appeared in and started all 33 games ... Averaged 14.8 points per game, 16.0 points per game against nationally ranked opponents and 18.5 points in the two games of the NCAA Tournament ... Produced nine 20-plus point games ... Led the Scarlet Knights in scoring on 11 occasions ... Netted a season-high 28 points against No. 21 Minnesota (Jan. 25) ... helped to force double overtime against then-No. 6 North Carolina (Dec. 4) in the ACC/Big Ten Challenge with 25 points ... Dished the ball out a season-best six times in games with Wagner (Nov. 25) and Purdue (Jan. 29) ... Registered five or more assists in six contests and three or more assists in 14 games ... Had a season-high four steals against No. 6 North Carolina (Dec. 4) ... RU's top free throw shooter at 72.0 percent (59-of-82) ... Shot perfect from the charity stripe in eight games including a 6-of-6 performance at Indiana (Dec. 28) in the Big Ten opener ... Hauled in a season-high nine rebounds against No. 11 Tennessee (Dec. 14) ... Also had seven boards at Wagner (Nov. 25).

2013-14 (14.5 ppg/3.4 rpg/2.7 apg):

American Athletic Conference Freshman of the Year ... Full Court Third Team Freshman All-American ... Met Rookie of the Year ... WNIT All-Tournament Team ... Second Team All-American Athletic Conference ... All-American Athletic Conference Freshman Team ... Preseason American Athletic Conference Rookie of the Year ... Eighth in the AAC in scoring and tops among all freshman at 14.5 points per game ... Led RU in scoring in 13 contests ... Twelfth in the league and led all fresh-

men in field goal percentage at a .454 clip ... Averaged 2.7 assists per game ... Went coast-to-coast to score the game-winning lay-up with two seconds left to give RU a 56-54 victory over UTEP for the WNIT Championship ... Scored a career-high 29 points in the third round double overtime WNIT victory over Seton Hall (Mar. 27) ... Averaged 23.0 points per game in the first meetings with UConn & Louisville, previous season's national champions and national runner-ups, respectively ... Netted 25 points in first meeting with Louisville (Jan. 28), resetting her previous career-high of 22 against top-ranked Connecticut (Jan. 19) ... Reached the 20+ point mark eight times in her first season ... Shot 50 percent or better from the floor in 15 contests ... Connected on 10 or more field goals five times ... Dished the ball out five or more times in six games ... Perfect from the line on seven occasions including 10-of-10 in the first round of the WNIT against Delaware (Mar. 20) ... Recorded three blocks at Houston (Feb. 11) ... Recorded two or more steals in a game 17 times. ... Started all but nine games as a true freshman ... Averaged 29.1 minutes per game as a true freshman.

PRIOR TO RUTGERS/PERSONAL:

Two-time Arkansas Girls Basketball Player of the Year ... ranked as the top overall point guard in the nation and ninth-rated recruit overall by ESPNU HoopGulz ... MVP of the Women's Basketball Coaches Association (WBCA) High School All-America Game at the Final Four in New Orleans ... Scored a game-high 17 points in her squad's victory, shooting 47.1 percent from the floor and 60.0 percent from the free-throw line ... Also participated in the McDonald's All-American Girls' Game at the United Cen-



PLAYERS

COACHES

OUTLOOK

REVIEW

RUTGERS

HISTORY

MEDIA

R MEET THE SCARLET KNIGHTS

PLAYERS

COACHES

OUTLOOK

REVIEW

RUTGERS

HISTORY

MEDIA



SCAIFE'S CAREER HIGHS

Points	29 vs. Seton Hall (3-27-14)
Field Goals Made	12 (2x) most recent vs. Minnesota (1-25-15)
Field Goal Attempts	27 vs. UNC (12-4-14)
FG Pct. (min 5 made)	.800 (8-10) vs. Davidson (11/30/14)
3-Point Field Goals Made	2 (4x) most recent vs. Minnesota (1-25-15)
3-Point FG Attempts	5 vs. Lowe (1-4-15)
3-Pt FG Pct (min 2 made)	1.00 (2-2) vs. Davidson (11-30-14)
Free Throws Made	10 vs. Delaware (3-20-14)
Free Throw Attempts	10 vs. Delaware (3-20-14)
FT Pct (min 3 made)	1.00 (8x) most recent vs. Penn State (2-1-15)
Rebounds	9 vs. Tennessee (12-10-14)
Assists	6 (4x) most recent vs. Penn State (2-1-15)
Steals	4 vs. UNC (12-4-14)
Blocked Shots	3 (2x) most recent vs. Tennessee (12-4-14)
Turnovers	7 (2x) most recent vs. UNC (12-4-14)
Fouls	5 vs. Sacred Heart (12-15-13)
Minutes	48 vs. Seton Hall (3-27-14)

SCAIFE'S CAREER STATISTICS

PLAYER	GP	GS	MIN	AVG	FG	FGA	PCT	3FG	3FGA	PCT	FT	FTA	PCT	O-D	R-REB	AVG	PF	FO	AST	TO	BL	SH	PTS	AVG
2013-14 (JAC)	37	29	1075	29.1	223	491	.454	6	24	.250	84	108	.778	22	103	125	3.4	52	100	100	11	49	538	14.5
2014-15	33	33	1061	32.2	210	515	.408	10	35	.286	59	92	.720	16	93	109	3.3	51	84	97	16	38	489	14.8
TOTAL	70	61	2136	30.5	433	1006	.430	16	59	.271	143	190	.753	38	196	234	3.3	103	184	197	27	87	1026	14.6

SCAIFE'S CAREER CONFERENCE STATISTICS

PLAYER	GP	GS	MIN	AVG	FG	FGA	PCT	3FG	3FGA	PCT	FT	FTA	PCT	O-D	R-REB	AVG	PF	FO	AST	TO	BL	SH	PTS	AVG
2013-14 (AAC)	18	18	543	30.2	118	252	.468	6	16	.375	30	41	.732	6	57	63	3.5	24	53	50	8	18	272	15.1
2014-15 (BIG)	18	18	578	32.1	109	288	.378	6	24	.250	22	34	.647	9	53	62	3.4	24	58	50	8	18	246	13.7
TOTAL	36	36	1121	31.1	227	540	.420	12	40	.300	52	75	.693	15	110	125	3.5	48	91	100	16	36	518	14.4

ter in Chicago ... Netted 15 points along with four assists in helping her team to a dominating 92-64 victory ... One of 34 of the nation's top athletes to accept an invitation to participate in the 2013 USA Basketball U19 World Championship Team trials ... Led the Hall High School Warriors to a 30-2 record and the Class 6A state championship as a senior ... Averaged 23.7 points, 4.2 rebounds, 4.2 assists and 3.1 steals per game as a senior ... MVP of the state title game ... As a junior, averaged 25.2 points, 5.9 rebounds, 5.2 assists and 3.7 steals per game ... Helped Warriors to a 23-6 record and the Class 7A semifinals her junior season. ... Four-time all-state selection...Daughter of Tracy and Angela Scaife...Has two brothers, Sha'karee and TJ...Major is communication.

SCAIFE 2012-15 GAME-BY-GAME

Opponent	Date	gs	min	Total		3-Pointers		Free throws		Rebounds				pts	avg						
				fg-fga	pct	3fg-fga	pct	ft-fa	pct	off	def	tot	avg			pf	a	t/o	blk	stl	
ST. JOSEPH'S	11/14/14	*	32	9-13	.692	0-0	.000	5-6	.833	1	1	2	2.0	1	3	2	1	1	23	23.0	
NORTHEASTERN	11/18/14	*	24	7-15	.467	0-1	.000	1-2	.500	0	2	2	2.0	0	0	2	1	1	15	19.0	
at LSU	11/22/14	*	38	7-18	.389	0-0	.000	2-3	.667	1	3	4	2.7	3	2	4	0	3	16	18.0	
at Wagner	11/25/14	*	29	6-10	.600	0-0	.000	3-4	.750	0	7	7	3.8	3	6	4	0	0	15	17.3	
COLGATE	11/28/14	*	27	3-11	.273	0-0	.000	0-0	.000	1	1	2	3.4	4	1	3	0	0	6	15.0	
DAVIDSON	11/30/14	*	29	8-10	.800	2-2	1.000	5-6	.833	0	3	3	3.3	1	5	3	0	3	23	16.3	
NORTH CAROLINA	12/04/14	*	41	10-27	.370	1-1	1.000	4-5	.800	0	3	3	3.3	3	5	7	0	4	25	17.6	
at Arkansas	12/07/14	*	35	6-14	.429	0-1	.000	1-2	.500	1	2	3	3.3	0	0	3	1	0	13	17.0	
at Temple	12/10/14	*	26	5-10	.500	0-1	.000	0-0	.000	0	3	3	3.2	1	6	3	0	1	10	16.2	
TENNESSEE	12/14/14	*	40	9-17	.529	0-0	.000	4-5	.800	1	8	9	3.8	2	4	2	3	2	22	16.8	
at Iona	12/20/14	*	31	5-12	.417	1-1	1.000	0-0	.000	0	0	0	3.5	1	2	5	0	2	11	16.3	
at Indiana	12/28/14	*	35	5-14	.357	0-0	.000	6-6	1.000	1	3	4	3.5	3	4	2	0	2	16	16.3	
at Ohio State	01/01/15	*	33	7-17	.412	1-2	.500	2-2	1.000	1	5	6	3.7	2	2	4	0	2	17	16.3	
IOWA	01/04/15	*	40	9-24	.375	2-5	.400	0-0	.000	0	3	3	3.6	2	3	1	1	0	20	16.6	
MICHIGAN	01/07/15	*	31	9-16	.563	0-0	.000	2-2	1.000	0	5	5	3.7	0	2	3	1	2	20	16.8	
at Penn State	01/10/15	*	28	7-17	.412	0-2	.000	0-0	.000	1	2	3	3.7	1	3	2	1	2	14	16.6	
MARYLAND	01/15/15	*	35	4-17	.235	0-0	.000	1-5	.200	2	1	3	3.6	0	2	3	0	1	9	16.2	
at Wisconsin	01/18/15	*	28	5-17	.294	0-0	.000	0-0	.000	3	1	4	3.7	0	0	1	2	1	10	15.8	
MINNESOTA	01/25/15	*	37	12-21	.571	2-3	.667	2-2	1.000	0	3	3	3.6	1	1	2	0	0	28	16.5	
at Purdue University	01/29/15	*	26	3-10	.300	0-1	.000	0-0	.000	0	1	1	3.5	2	0	3	0	0	6	16.0	
PENN STATE	02/01/15	*	38	9-23	.391	0-1	.000	3-3	1.000	1	4	5	3.6	2	6	5	1	1	21	16.2	
NEBRASKA	02/05/15	*	28	6-15	.400	0-1	.000	0-2	.000	0	4	4	3.6	2	1	3	1	0	12	16.0	
at Michigan	02/08/15	*	23	3-11	.273	0-1	.000	0-0	.000	0	4	4	3.6	2	1	5	0	1	6	15.6	
at Maryland	02/10/15	*	37	4-17	.235	0-1	.000	2-2	1.000	0	1	1	3.5	3	3	2	0	0	10	15.3	
PURDUE	02/14/15	*	30	6-13	.462	0-0	.000	2-5	.400	0	3	3	3.5	0	1	1	0	1	14	15.3	
ILLINOIS	02/27/15	*	38	9-16	.563	1-2	.500	2-2	1.000	0	5	5	3.5	0	2	3	0	0	21	15.5	
at Michigan State	02/22/15	*	29	1-14	.071	0-3	.000	0-0	.000	0	3	3	3.5	2	4	4	0	3	2	15.0	
at Northwestern	02/26/15	*	32	2-11	.182	0-1	.000	0-0	.000	0	2	2	3.5	0	2	3	1	0	4	14.6	
INDIANA	03/01/15	*	30	8-15	.533	0-1	.000	0-3	.000	0	3	3	3.4	2	1	3	0	2	16	14.7	
vs INDIANA	03/05/15	*	32	6-17	.353	0-0	.000	2-2	1.000	1	2	3	3.4	1	1	1	1	0	14	14.6	
vs NORTHWESTERN	03/06/15	*	28	5-16	.313	0-1	.000	3-4	.750	0	0	0	3.3	4	5	3	0	1	13	14.6	
vs Seton Hall	03/21/15	*	35	7-17	.412	0-3	.000	7-8	.875	0	3	3	3.3	2	4	4	0	1	21	14.8	
at UConn	03/23/15	*	36	8-20	.400	0-0	.000	0-1	.000	1	2	3	3.3	1	2	3	0	1	16	14.8	
Totals			33	1160	210-515	.408	10-35	286	59-82	.720	16	93	109	3.3	51	84	97	16	38	489	14.8

SCAIFE 2013-14 GAME-BY-GAME

Opponent	Date	gs	min	Total		3-Pointers		Free throws		Rebounds				pts	avg						
				fg-fga	pct	3fg-fga	pct	ft-fa	pct	off	def	tot	avg			pf	a	t/o	blk	stl	
PRINCETON	11/10/13		24	5-9	.556	0-0	.000	3-4	.750	0	2	2	2.0	2	1	4	0	2	13	13.0	
at Northeastern	11/13/13		18	1-7	.143	0-2	.000	2-3	.667	0	2	2	2.0	2	3	0	0	0	4	8.5	
LASALLE	11/17/13		32	4-9	.444	0-1	.000	3-4	.750	0	4	4	2.7	1	3	5	0	0	11	9.3	
at Massachusetts	11/20/13		28	4-10	.400	0-0	.000	5-8	.625	0	3	3	2.8	3	4	1	0	3	13	10.3	
HOWARD	11/22/13	*	25	4-12	.333	0-1	.000	0-0	.000	1	2	3	2.8	2	4	3	0	1	8	9.8	
vs LSU	11/29/13		21	2-4	.500	0-0	.000	4-4	1.000	0	0	0	2.3	3	3	0	3	8	9.5		
vs Texas Tech	11/30/13	*	33	8-13	.615	0-1	.000	2-3	.667	0	1	1	2.1	0	4	4	0	2	18	10.7	
at Davidson	12/04/13	*	31	8-16	.500	0-0	.000	0-0	.000	1	1	2	2.1	0	4	5	0	3	16	11.4	
WAGNER	12/12/13	*	24	6-11	.545	0-0	.000	2-3	.667	2	3	5	2.4	1	2	1	0	0	14	11.7	
SACRED HEART	12/15/13	*	17	3-7	.429	0-0	.000	5-6	.833	1	1	2	2.4	5	2	2	0	2	11	11.6	
GEORGIA	12/21/13	*	31	4-13	.308	0-0	.000	2-2	1.000	1	5	6	2.7	1	3	3	0	2	10	11.5	
at USF	12/28/13	*	30	5-12	.417	0-0	.000	4-6	.667	0	3	3	2.8	1	1	0	0	0	14	11.7	
HOUSTON	01/04/14	*	22	3-11	.273	1-2	.500	0-1	.000	1	1	2	2.7	2	3	2	0	1	7	11.3	
at Cincinnati	01/07/14	*	26	9-16	.563	0-1	.000	0-0	.000	0	4	4	2.8	1	2	4	0	0	18	11.8	
SMU	01/11/14	*	31	7-16	.438	0-0	.000	2-2	1.000	1	3	4	2.9	2	1	3	1	2	16	12.1	
at Memphis	01/14/14	*	43	8-16	.500	0-0	.000	5-6	.833	0	7	7	3.1	3	6	5	1	1	21	12.6	
UCONN	01/19/14	*	38	10-17	.588	1-1	1.000	1-2	.500	1	2	3	3.1	0	3	3	1	0	22	13.2	
at UCF	01/22/14		29	4-10	.400	1-1	1.000	4-4	1.000	0	6	6	3.3	1	5	2	0	2	13	13.2	
at Temple	01/25/14		17	1-9	.111	0-0	.000	0-0	.000	1	1	2	3.2	1	0	2	0	1	2	12.6	
LOUISVILLE	01/28/14	*	37	10-16	.625	0-1	.000	5-5	1.000	0	1	1	3.1	0	4	7	0	1	25	13.2	
MEMPHIS	02/01/14	*	30	6-11	.545	0-0	.000	1-3	.333	0	2	2	3.0	2	5	5	1	0	13	13.2	
CINCINNATI	02/04/14	*	35	8-13	.615	2-3	.667	0-0	.000	0	1	1	3.0	1	5	2	1	3	18	13.4	
at SMU	02/08/14	*	25	4-14	.286	0-1	.000	2-2	1.000	0	3	3	3.0	1	1	3	0	1	10	13.3	
at Houston	02/11/14	*	32	8-14	.571	0-1	.000	0-0	.000	2	3	5	3.0	0	5	2	3	2	16	13.4	
UCF	02/15/14	*	27	11-17	.647	0-1	.000	0-1	.000	0	5	5	3.1	2	5	0	1	2	22	13.7	
at Louisville	02/23/14	*	35	8-17	.471	1-2	.500	0-2	.000	0	6	6	3.2	2	1	4	0	0	17	13.8	
TEMPLE	02/26/14	*	33	8-18	.444	0-1	.000	5-5	1.000	0	3	3	3.2	0	4	5	0	1	21	14.1	
at UConn	03/01/14	*	32	4-16	.250	0-0	.000	0-0	.000	0	4	4	3.3	2	0	1	0	1	8	13.9	
USF	03/03/14	*	21	4-9	.444	0-1	.000	1-2	.500	0	2	2	3.2	3	2	2	0	0	9	13.7	
vs SMU	03/08/14	*	31	7-15	.467	0-0	.000	4-4	1.000	2	4	6	3.3	0	1	4	0	3	18	13.9	
vs Connecticut	03/09/14	*	31	6-15	.400	0-0	.000	0-0	.000	1	1	2	3.3	2	0	1	0	1	12	13.8	
DELAWARE	03/20/14	*	37	6-20	.300	0-1	.000	10-10	1.000	5	3	8	3.4	1	2	2	0	3	22	14.1	
HARVARD	03/24/14		16	2-5	.400	0-0	.000	0-0	.000	0	4	4	3.4	0	1	2	0	0	4	13.8	
SETON HALL	03/27/14		48	12-24	.500	0-1	.000	5-5	1.000	2	1	3	3.4	2	3	3	0	0	29	14.2	
at Bowling Green	03/31/14		26	5-13	.385	0-0	.000	3-4	.750	0	5	5	3.5	0	2	3	0	2	13	14.2	
at USF	04/02/14		32	10-19	.526	0-1	.000	2-2	1.000	0	4	4	3.5	2	2	3	2	2	22	14.4	
at UTEP	04/05/14	*	27	8-17	.471	0-0	.000	2-5	.400	0	0	0	3.4	1	3	1	2	2	18	14.5	
Totals			26	1075	223-491	.454	6-24	250	84-108	.778	22	103	125	3.4	52	100	100	11	49	536	14.5

PLAYERS

COACHES

OUTLOOK

REVIEW

RUTGERS</



SHRITA PARKER

SOPHOMORE • 5-7 • GUARD

VIRGINIA BEACH, VA.

OCEAN LAKES

10

2014-15 (2.5 ppg/1.2 rpg): Appeared in 26 games in her first season with the Scarlet Knights ... Averaged 2.5 points per game ... Scored a season-high nine points against Michigan (Jan. 7) in RU's first Big Ten home victory ... Also netted eight points at Michigan (Feb. 8) ... Grabbed a season-high four rebounds in contests with Ohio State (Jan. 1), Michigan (Feb. 8) and in the regular season finale against Indiana (Mar. 1) ... Shot 87.5 percent (21-of-24) from the free throw line ... Went perfect from the charity stripe in seven times including 4-of-4 performances against No. 11 Tennessee (Dec. 14) and the home Big Ten opener with Iowa (Jan. 4).

PRIOR TO RUTGERS/PERSONAL: Holds the career scoring record (boys or girls) at Ocean Lakes High School (Va.) with 1,868 points ... Also holds school records for most points in a game (37) and most points in a half (30) ... Averaged a South Hampton Roads public school-best 25.1 points and five rebounds per game as a senior ... Named First Team All-Tidewater by the Virginian Pilot, first team all-conference, and First Team All-Group 6A South Region ... As a junior, she helped Ocean Lakes to its first regional appearance in school history and was named the 2013 Beach District Player of the Year, First Team All-Region and First Team All-Tidewater ... Averaged 26.1 points, 6.2 rebounds, 3.6 assists and 2.1 steals per game as a junior ... During her sophomore campaign, averaged 15.7 points, 6.4 rebounds, six assists and 1.2 steals per game ... Named Second Team All-Tidewater and All-Region ... In her freshman season, averaged 19.1 points, six rebounds and three assists ... was named First Team All-Beach District ... Comes to RU as the No. 77 overall recruit in the Class of 2013 according to ESPN HoopGurlz and No. 17 at the point guard position ... Daughter of Betty Parker ... Has a brother Demetruis ... Major is undecided.



PLAYERS

COACHES

OUTLOOK

REVIEW

RUTGERS

HISTORY

MEDIA

R MEET THE SCARLET KNIGHTS

PLAYERS

COACHES

OUTLOOK

REVIEW

RUTGERS

HISTORY

MEDIA



PARKER'S CAREER HIGHS

Points	9 vs. Michigan (1-7-15)
Field Goals Made	4 vs. Michigan (1-7-15)
Field Goal Attempts	7 vs. Michigan (1-7-15)
FG Pct. (min 5 made)	
3-Point Field Goals Made	1 (6x) most recent vs. Indiana (3-1-15)
3-Point FG Attempts	3 (2x) most recent vs. Michigan (1-7-15)
3-Pt FG Pct (min 2 made)	
Free Throws Made	4 (2x) vs. Iowa (1-4-15)
Free Throw Attempts	4 (2x) vs. Iowa (1-4-15)
FT Pct (min 3 made)	1.00 (2x) most recent vs. Iowa (1-4-15)
Rebounds	4 (2x) most recent vs. Indiana (3-1-15)
Assists	4 vs. Indiana (3-1-15)
Steals	2 (2x) most recent at Indiana (3-1-15)
Blocked Shots	
Turnovers	3 at Ohio State (1-1-15)
Fouls	2 (2x) most recent vs. Indiana (3-1-15)
Minutes	30 at UConn (3-23-15)

PARKER'S CAREER STATISTICS

PLAYER	GP-GS	MIN-AVG	FG-FGA	PCT	3FG-FGA	PCT	FT-FTA	PCT	O-D-REB	AVG	PF-FO	AST	TO	BL	SH	PTS-AVG
2014-15	26-0	26:11.0	19-64	.297	6-31	.194	21-24	.875	12-20	32-12	15-0	18	19	0	8	85-25
TOTAL	26-0	26:11.0	19-64	.297	6-31	.194	21-24	.875	12-20	32-12	15-0	18	19	0	8	85-25

PARKER'S CAREER CONFERENCE STATISTICS

PLAYER	GP-GS	MIN-AVG	FG-FGA	PCT	3FG-FGA	PCT	FT-FTA	PCT	O-D-REB	AVG	PF-FO	AST	TO	BL	SH	PTS-AVG
2014-15	15-0	148:9.9	12-36	.333	4-17	.235	12-14	.857	10-12	22-15	8-0	11	12	0	2	40-2.7
TOTAL	15-0	148:9.9	12-36	.333	4-17	.235	12-14	.857	10-12	22-15	8-0	11	12	0	2	40-2.7

PARKER 2014-15 GAME-BY-GAME

Opponent	Date	gs		Total			3-Pointers		Free throws			Rebounds					pts	avg		
		gs	min	fg	fga	pct	3fg	fga	pct	ft	ftr	pct	off	def	tot	avg			pf	a
ST. JOSEPH'S	11/14/14	3	0-0	.000	0-0	.000	2-2	1.000	0	1	1	1	0	0	0	0	2	2.0		
NORTHEASTERN	11/18/14	6	0-1	.000	0-1	.000	0-0	0.000	0	0	0.5	1	1	1	0	0	1.0			
at Wagner	11/25/14	9	1-3	.333	0-1	.000	0-0	0.000	1	1	2	1.0	0	0	0	0	2.1			
COLGATE	11/28/14	10	0-5	.000	0-2	.000	0-0	0.000	1	0	1	1.0	0	1	0	2	1.0			
DAVIDSON	11/30/14	4	0-2	.000	0-0	.000	0-0	0.000	0	0	0	0.8	0	1	1	0	0.8			
at Temple	12/10/14	9	1-2	.500	1-2	.500	4-4	1.000	0	1	1	0.8	0	1	0	1	7	1.8		
at Iona	12/20/14	13	1-3	.333	1-3	.333	0-0	0.000	0	0	0.7	2	0	1	0	0	3	2.0		
at Indiana	12/28/14	5	0-1	.000	0-1	.000	0-0	0.000	0	0	0.6	1	1	1	0	0	1	1.8		
at Ohio State	01/01/15	11	0-1	.000	0-0	.000	1-2	.500	1	3	4	1.0	1	1	3	0	0	1	1.7	
IOWA	01/04/15	18	1-5	.200	0-2	.000	4-4	1.000	2	1	3	1.2	1	1	2	0	0	6	2.1	
MICHIGAN	01/07/15	21	4-7	.571	1-3	.333	0-0	0.000	1	1	2	1.3	1	0	0	0	0	9	2.7	
at Penn State	01/10/15	9	0-3	.000	0-1	.000	2-2	1.000	0	1	1	1.3	1	2	2	0	0	2	2.7	
MARYLAND	01/15/15	10	0-1	.000	0-1	.000	0-0	0.000	0	1	1	1.2	1	0	0	1	0	2.5		
at Purdue University	01/29/15	0	0-0	.000	0-0	.000	0-0	0.000	0	1	1	1.2	0	0	0	0	0	0	2.3	
PENN STATE	02/01/15	1	0-0	.000	0-0	.000	0-0	0.000	0	0	0	1.1	0	1	0	0	0	2.1		
NEBRASKA	02/05/15	3	0-0	.000	0-0	.000	0-0	0.000	0	0	0	1.1	0	1	0	0	0	2.0		
at Michigan	02/08/15	14	3-5	.600	1-2	.500	1-2	.500	4	0	4	1.2	0	0	0	0	0	8	2.4	
at Maryland	02/10/15	3	0-2	.000	0-1	.000	2-2	1.000	0	0	0	1.2	0	0	0	0	0	2.3		
PURDUE	02/14/15	12	1-2	.500	0-1	.000	2-2	1.000	0	1	1	1.2	0	0	1	0	0	4	2.4	
ILLINOIS	02/27/15	10	1-3	.333	0-1	.000	0-0	0.000	0	1	1	1.2	0	0	1	0	0	2	2.4	
at Northwestern	02/26/15	9	1-2	.500	1-2	.500	0-0	0.000	0	0	0	1.1	0	1	1	0	0	3	2.4	
INDIANA	03/01/15	22	1-4	.250	1-2	.500	0-0	0.000	2	2	4	1.2	2	4	0	0	1	3	2.5	
vs INDIANA	03/05/15	14	2-5	.400	0-2	.000	0-0	0.000	0	0	0	1.2	1	1	1	0	1	4	2.5	
vs NORTHWESTERN	03/06/15	7	0-1	.000	0-1	.000	2-2	1.000	0	0	0	1.1	0	0	1	0	0	2	2.5	
vs Seton Hall	03/21/15	8	1-1	1.000	0-0	.000	1-2	.500	0	3	3	1.2	1	1	1	0	0	3	2.5	
at UConn	03/23/15	30	1-5	.200	0-2	.000	0-0	0.000	0	2	2	1.2	1	2	0	0	2	2.5		
Totals		0	261	19-64	.297	6-31	.194	21-24	.875	12	20	32	1.2	15	18	19	0	8	65	2.5



PLAYERS

COACHES

OUTLOOK

REVIEW

RUTGERS

MEDIA



ASHLI JEUNE

REDSHIRT FRESHMAN • 5-10 • GUARD

WESTAMPTON, N.J.

LIFE CENTER ACADEMY

21

2014-15: Redshirted.

PRIOR TO RUTGERS/PERSONAL: Helped her teams to a 100-28 overall record during her scholastic career ... As a senior at Life Center Academy, averaged eight points, three assists and four rebounds per game ... Scored her 1,000th career point the same night as younger sister Aliyah ... As a junior in 2013, helped her team to the National Association of Christian Athletes (NACA) Division I Championship... Team posted 28-3 overall record ... Averaged 11 points, four assists and three rebounds per game ... Second Team All-County selection and Second Team All-Prep honoree by the Star-Ledger in 2013 ... Named her team's Defensive Player of the Year ... The Hill School Tournament MVP in 2012 ... Recognized as one of the up and coming guards in the country by ESPN HoopGurlz in the Class of 2014 ... Daughter of Patrick and Kelly Jeune ... Has a brother, Anthony, and a sister, Aliyah, who joined the Scarlet Knights in the fall of 2015 ... Major is undeclared.





VICTORIA HARRIS

FRESHMAN • 6-3 • CENTER/FORWARD

SNELVILLE, GA.

PARKVIEW

40

PRIOR TO RUTGERS/PERSONAL: Poured in 12.8 points 10 rebounds and 2.7 steals as a senior at Parkview High School ... First Team 8-A-A-A-A-A and Georgia Athletic Coaches' Association All-State member ... Atlanta Tip-Off Club Metro Atlanta Honorable Mention selection ... Averaged 10 points and nine rebounds as a junior ... Helped the Panthers to a 27-4 record and the Elite Eight of the state playoffs ... Also averaged two assists, three steals and shot 71 percent from the free throw line ... Her 84 blocks ranked her fifth in the Gwinnett County single season record books ... Listed at No. 16 among power forwards in the class by Prospect Nation ... In addition to her success on the basketball court, competed in shot put and discus for the track & field team ... Named Daily Post Field Performer of the Year after winning the state championship in the shot put just short of the A-A-A-A-A meet record and second-best in Gwinnett history ... Won the Gwinnett County title, was first in Region 8-A-A-A-A-A and won the state sectional in the shot put ... Also a member of Parkview's volleyball team ... Major is undeclared.



PLAYERS

COACHES

OUTLOOK

REVIEW

RUTGERS

HISTORY

MEDIA



ALIYAH JEUNE

FRESHMAN • 6-1 • GUARD/FORWARD

WESTAMPTON, N.J.

LIFE CENTER ACADEMY

11

PRIOR TO RUTGERS/PERSONAL: Three-time First Team All-New Jersey and all-star selection ... Averaged 18.1 points per game ... Life Center Academy finished with a 28-6 mark during her junior campaign and a 31-2 record and the prep championship as a sophomore ... Led Burlington county in three-point field goals made (109) ... Scored her 1,000th career point as a junior on the same night as her sister Ashli ... Ranked as the No. 37 prospect by Blue Star ... Listed at the No. 14 wing player in the class of 2015 by Prospect Nation ... Major is undeclared.





DESIREE KEELING

SOPHOMORE • 6-2 • CENTER/FORWARD

ROANOKE, VA.

WILLIAM FLEMING

32

Prior to Rutgers/Personal: Averaged 13.5 points and 12.0 rebounds as a junior at William Fleming High School ... 4-A North Regional Player of the Year ... Earned First Team VHSCA All-State and Blue Ridge District VHSL honors. Helped her Colonels squad to a 26-7 record and an appearance in the VHSL Group 4A Championship game ... As a junior she was a first team all-district, all-conference and all-state honoree ... Had 11 points and 15 rebounds in the state 4A championship game ... Major is undeclared.



PLAYERS

COACHES

OUTLOOK

REVIEW

RUTGERS

HISTORY

MEDIA



KHADAIZHA SANDERS

FRESHMAN • 5-7 • GUARD

KANKAKEE, ILL.

BISHOP MCNAMARA

12

PRIOR TO RUTGERS/PERSONAL: Averaged 21.2 points, 6.4 assists and connected on 58 three-pointers as a senior at Bishop McNamara High School ... McDonald's All-American nominee ... Led Bishop McNamara to a Class 2A state championship ... Two-time First Team News Gazette honoree ... Poured in 22.8 points and 4.1 assists as a junior ... Led Bishop McNamara High School as a junior to the section finals with a 23-5 record ... First Team Associated Press 3A All-State selection and the Daily Journal Player of the Year ... Shot 89 percent from the free throw line ... Averaged 19.3 points per game along with 107 steals and 87 assists as a sophomore ... Netted 39 points in the Class 3A sectional semifinal ... Listed at No. 38 by Prospect Nation and No. 60 among the ESPNW/HoopGurlz class of 2015 rankings ... Also ranked as the eighth best point guard in the class by Prospect Nation ... Major is undeclared.





P A R T

III

COACHING STAFF

Head Coach C. Vivian Stringer.....	58	Assistant to the Head Coach	
Assistant Coach Timothy Eatman.....	68	Betsy Yonkman.....	75
Assistant Coach Kelley Gibson.....	70	Support Staff.....	76
Assistant Coach Ervin Monier.....	72		
Director of Operations			
Michelle Edwards	74		



One of the most recognizable names and faces in all of college basketball, C. Vivian Stringer has built an illustrious career highlighted by countless milestones, and now guides the Scarlet Knights into its newest era as a member of the Big Ten Conference.

In 44 seasons on the sidelines, Stringer has been the primary architect in transforming three programs into national title contenders ever since her appearance in the first-ever NCAA National Championship game. She has guided teams to 26 of the 35 NCAA Tournaments, including 10-straight from 2003 to 2012, and won the WNIT title in her first and only appearance in the post-season tournament in 2014.

The first coach in men's or women's basketball history to take three different schools to the Final Four (Cheyney in 1982, Iowa in 1993 and Rutgers, in 2000 and again in 2007), Stringer has been a pioneer, visionary and leader during her four decades of success on the hardwood.

Entering the 2015-16 season, Stringer has compiled a remarkable overall record of 952-351 (.731), which ranks fourth on the all-time Division I women's coaches victories list and third among active coaches. Only former Tennessee head coach Pat Summitt, North Carolina's Sylvia Hatchell and Stanford's Tara VanDerveer have compiled more career wins than Stringer in women's basketball coaching ranks. In Feb. 2013, Stringer became just the seventh coach - men's or women's - to reach the 900-win mark and more recently in Feb. 2015, she became the all-time winningest Big Ten women's basketball coach with 182 conference wins during her tenure

C. VIVIAN STRINGER

HEAD COACH

21st SEASON AT RUTGERS/45th SEASON OVERALL

at Iowa and Rutgers. Additionally, her 34 20-win seasons are second-best in women's basketball history.

In her 20 seasons "On The Banks", Stringer has registered a 432-216 mark, having led the Scarlet Knights to 15 NCAA Tournament appearances, as well as the WNIT Championship in 2014. Entering the 2015-16 season, Stringer needs only three more victories to surpass fellow Women's Basketball Hall of Famer, Theresa Greutz, as RU's all-time winningest basketball coach.

Further solidifying her name among the elite in the game, Stringer was enshrined into the Naismith Memorial Basketball Hall of Fame in arguably the best Hall of Fame class ever on Sept. 11, 2009. She joined fellow esteemed basketball greats Michael Jordan, David Robinson, John Stockton and Jerry Sloan on the stage at Symphony Hall to receive basketball's ultimate honor. She became just the 11th women's coach to earn the prestigious prize.

A 2001 inductee into the Women's Basketball Hall of Fame, Stringer has led her three teams to 25 appearances in the NCAA Tournament, including nine trips to the regional final. She also made her sixth appearance on a USA Basketball coaching staff in 2004, serving as an assistant coach for the gold-medal winning 2004 U.S. Olympic Team. Named one of the "101 Most Influential Minorities in Sports" by Sports Illustrated in 2003, Stringer continues to be one of the most recognized coaches in the game.

A coal miner's daughter, Stringer learned a valuable lesson from her parents growing up in the small tight-knit community of Edenborn in western Pennsylvania: "Work hard and don't look for excuses, and you can achieve anything."

That lesson has stuck with the legendary college basketball coach and has been one of the primary messages she has passed on to the hundreds of players who have stood before her. It's been her

perseverance and strength in the eyes of adversity that has meant the most to the people around her. Stringer prides herself on not only teaching her players the game of basketball but more importantly providing them life lessons that stand the test of time.

Stringer has overcome many challenges in her life; the loss of her beloved father at the tender age of 19; in 1982, her only daughter being stricken with spinal meningitis just prior to her Cheyney team's appearance in the very first Final Four; the sudden death of her beloved husband, Bill, to a heart attack on Thanksgiving Day 1992 and a bout with breast cancer which she kept a secret from nearly everyone in her life.

Through it all, Stringer has handled life with dignity and grace rising above the tragedies to make a difference in the lives of hundreds of young women.

THE ROAD TO RUTGERS

Stringer began her teaching and coaching career at Cheyney, a small, historically-black school outside of Philadelphia, Pa., in the early 1970s. Even before the seeds



of Title IX had truly started to take root nationally, Stringer and her Wolves were playing to packed houses and creating a name for themselves on the East Coast.

In 1982, the NCAA sponsored its first-ever National Championship for women's basketball, and Cheyney did the unthinkable by advancing to that first Final Four, losing to Louisiana Tech in the championship game. For Stringer and her players (not much older than herself), Cheyney's postseason run put the small university on the national map, as well as on par with the national powerhouse programs.

Following 12 successful and fulfilling seasons at Cheyney, Stringer sought out a new challenge and found that opportunity at the University of Iowa. Beginning with the 1983-84 season, Stringer built a program that helped elevate women's basketball to a whole new level. When Stringer got to Iowa, the Hawkeyes had won just seven games the season before her arrival and were ranked 299 out of 302 teams nationally in attendance. Stringer helped the team achieve unprecedented amounts of attention, including women's basketball's first-ever advance sellout at Carver-Hawkeye Arena.

Stringer's hard work and dedication culminated in Iowa's trip to the 1993 Final Four, a feat that made her the first coach in history to lead two different schools to the national semifinals.

SUCCESS COMES QUICKLY TO "THE BANKS"

Stringer arrived at Rutgers in July of 1995 armed with a belief in the program's ability, calling it the "Jewel of the East" upon her hiring. After two years of gathering materials and going over blueprints, Stringer saw her plans begin to come together in 1998 when her team - filled with nine freshmen and sophomores - posted its first 20-win season in four years (22-10), winning the BIG EAST 7 Division title with a 14-4 regular-season record.

Following their first-ever BIG EAST crown, the Scarlet Knights gave a hint of what was to come when then-freshman Tasha Pointer made two late free throws to lift RU to a 62-61 win at Iowa State and advance to the NCAA Tournament's

THE STRINGER FILE

Overall Record: 952-351 (.731)/44 seasons
 RU Record: 432-216 (.667)/20 seasons
 Hometown: Edenborn, Pa.
 Birthday: March 16
 Education: B.S., health and physical education, Slippery Rock '71
 M.Ed., health and physical education, Slippery Rock '73

COACHING CHRONOLOGY

Cheyney University (1971-83; 12 seasons) 251-51 (.831)

University of Iowa (1983-95; 12 seasons) 269-84 (.762)

Rutgers University (1995-present; 20 seasons) 432-216 (.667)

Sweet Sixteen.

As if mapped out in her master plan, Rutgers continued its steady progression the next season. The Scarlet Knights advanced to the Elite Eight before bowing out to the eventual national champion for the second-consecutive year. They compiled a 29-6 overall record and a 17-1 mark in conference play to share the BIG EAST regular-season title.

Tabbed as the number-one team in the nation in the Street & Smith's 2000 Preseason Poll, Rutgers lived up to its billing as one of the top programs in the country, finishing the season with a 26-8 record, a 12-4 slate in the BIG EAST and a spot in its second BIG EAST Tournament championship game in three years. With their 59-51 upset of top-seeded Georgia in the NCAA Tournament West Region final, the Scarlet Knights advanced to their first-ever Final Four.

For Stringer, who had declared her revelation five years earlier of leading Rutgers to the 2000 Final Four in nearby Philadelphia, there was a sense of triumph in fulfilling her dreams of making Rutgers a national contender.

Stringer's plans continued to pay dividends during the 2000-01 campaign, as the Scarlet Knights were consistently ranked among the top 15 teams in the country, handing eventual national-champion Notre Dame its first of only two losses of the season. RU lost to eventual Final Four participant Southwest Missouri State in the NCAA Tournament's second round, marking the fourth-straight year that a Stringer-led

team lost in the NCAA Tournament to a team that advanced to at least the national semifinals.

With four starters and five seniors gone, a group that helped form the nucleus of the 2000 Final Four team, the young Scarlet Knights struggled through inexperience and injuries to post a 9-20 mark in 2001-02. However, Stringer's youthful charges bounced back, producing the best turnaround in Division I with a 21-8 record and a trip to the 2003 NCAA Tournament's second round. Led by a woman known for her ability to transform programs, the Scarlet Knights' resurgence should not have been a surprise to anyone.

During the 2003-04 campaign, in one of her more remarkable coaching efforts in recent history, she led an injury-decimated team to a 21-12 overall record and a 10-6 mark in BIG EAST Conference play. The Scarlet Knights were the runners-up at the BIG EAST Tournament and earned a berth in the NCAA Tournament, despite having only seven scholarship players available for the conference title game.

The 2004-05 season saw the Scarlet Knights return to the national headlines with a 28-7 overall record and a 14-2 mark in conference play to win their first outright BIG EAST regular-season crown.

RU advanced to the final of the BIG EAST Tournament for the second-straight year, setting the stage for a run to the Elite Eight of the NCAA Tournament. Rutgers defeated nine ranked teams during the season, including an incredible

eight-day stretch that saw the Scarlet Knights take down three top-10 teams, capped by a 51-49 overtime victory against No. 1 and undefeated LSU Jan. 5.

In 2005-06, RU posted a 16-0 mark in BIG EAST Conference play, winning its second straight league regular-season title. The Scarlet Knights advanced to the Sweet Sixteen of the NCAA Tournament, and finished ninth in the final top-25 poll with a 27-5 record.

When accepting her Hall of Fame honor in September, Stringer jokingly called the 2006-07 team one of the worst she had ever coached. The master builder meant it in a way that only those that know Stringer well could understand. The young squad - with no seniors and five freshmen - began the season by losing four of its first six games and not buying into Stringer's stringent defense. Stringer held fast on the group, teaching, shaping and leading the unit to the grandest stage, the Final Four and Rutgers' first appearance in a national championship game where it faced Tennessee.

After the 2007 national championship game, Stringer showed the poise she has been known for throughout her life. The small-town product from rural Pennsylvania became a 'de-facto' role model for the nation following racist and sexist comments directed at her team by a shock jock. However, those that knew the amazing women expected nothing less from Stringer as she had been teaching self-confidence and dignity to her athletes for decades.

The team weathered the storm with determination and grace and faced the 2007-08 season with great expectations. The program picked up its sixth-straight 20-win season and 10th 20-win campaign under Stringer. RU was ranked No. 7 in the final Associated Press Top 25 poll and No. 6 in the coaches poll. For the second-straight year and the third time in four years, Rutgers competed in the NCAA regional final.

The 2008-09 season marked a lot of new talent, but struggles with inconsistency. The team finished with 21 wins, the 11th 20-plus win season under Stringer and the fifth-straight trip to the NCAA regional semifinals. Rutgers continued its long-standing tradition of

COACHING RECORD

Year	School	Record (Pct)	National Finish
1971-79	Cheyney	144-35 (.804)	-
1979-80	Cheyney	26-7 (.833)	AIAW "B" First Round
1980-81	Cheyney	26-3 (.897)	AIAW Regional Final
1981-82	Cheyney	28-3 (.903)	NCAA Final Four
1982-83	Cheyney	27-3 (.900)	NCAA Regional Semifinal
1983-84	Iowa	17-10 (.630)	-
1984-85	Iowa	20-8 (.714)	-
1985-86	Iowa	22-7 (.759)	NCAA Second Round
1986-87	Iowa	26-5 (.839)	NCAA Regional Final
1987-88	Iowa	29-2 (.935)	NCAA Regional Final
1988-89	Iowa	27-5 (.844)	NCAA Regional Semifinal
1989-90	Iowa	23-6 (.793)	NCAA Second Round
1990-91	Iowa	21-9 (.700)	NCAA Second Round
1991-92	Iowa	25-4 (.862)	NCAA Second Round
1992-93	Iowa	27-4 (.871)	NCAA Final Four
1993-94	Iowa	21-7 (.750)	NCAA Second Round
1994-95	Iowa	11-17 (.393)	-
1995-96	Rutgers	13-15 (.464)	-
1996-97	Rutgers	11-17 (.393)	-
1997-98	Rutgers	22-10 (.688)	NCAA Regional Semifinal
1998-99	Rutgers	29-6 (.829)	NCAA Regional Final
1999-00	Rutgers	26-8 (.765)	NCAA Final Four
2000-01	Rutgers	23-8 (.742)	NCAA Second Round
2001-02	Rutgers	9-20 (.310)	-
2002-03	Rutgers	21-8 (.724)	NCAA Second Round
2003-04	Rutgers	21-12 (.636)	NCAA First Round
2004-05	Rutgers	28-7 (.800)	NCAA Regional Final
2005-06	Rutgers	27-5 (.844)	NCAA Regional Semifinal
2006-07	Rutgers	27-9 (.765)	National Title Game
2007-08	Rutgers	27-7 (.794)	NCAA Regional Final
2008-09	Rutgers	21-13 (.618)	NCAA Regional Semifinal
2009-10	Rutgers	18-15 (.545)	NCAA First Round
2010-11	Rutgers	20-13 (.606)	NCAA Second Round
2011-12	Rutgers	22-10 (.687)	NCAA First Round
2012-13	Rutgers	16-14 (.533)	-
2013-14	Rutgers	28-9 (.757)	WNIT CHAMPIONS
2014-15	Rutgers	23-10 (.697)	NCAA Second Round
TOTALS		952-351 (.731)	
	Cheyney	251-51 (.831)	- 12 seasons
	Iowa	269-84 (.762)	- 12 seasons
	Rutgers	432-216 (.667)	- 20 seasons

postseason berths, advancing to the school's 21st NCAA Championship appearance.

In 2010-11, the Scarlet Knights earned their ninth-straight NCAA Tournament berth, advancing to a second round matchup with eventual National Champion Texas A&M. The second round showing was the 11th under Stringer. Rutgers made it 10-straight post-season appearances during the 2011-12 campaign with the Scarlet Knights traveling across the country to meet Gonzaga on their home court.

While the 2012-13 season was plagued by injuries and the Scarlet Knights opted out of post-season

play, Rutgers returned back to the post-season action in 2013-14 to bring home the WNIT Championship trophy in its first-ever appearance in the post-season tournament. Featuring a squad of no seniors, three juniors, four sophomores and two freshman, including the American Athletic Conference's Freshman of the Year, the Scarlet Knight won their final three games of the tournament away from the friendly confines of the RAC, including a 56-54 championship victory over UTEP in front of 12,222 at the Don Haskins in El Paso, Texas.

The 2014-15 season ushered in a new era for the Scarlet Knights as

they joined the prestigious Big Ten Conference. RU promptly showed the league that Rutgers was a force to be reckoned with and the Scarlet Knights returned to the big dance, reaching the second round of play before falling to eventual national champion, Connecticut. Betnijah Laney, considered to be Stringers' "granddaughter of the hardwood" as her mother previously played for the Hall of Fame Coach during Cheyney's Final Four days, was named an Honorable Mention All-American by the Associated Press and became the 17th Scarlet Knight drafted into the WNBA.

From the first NCAA Championship game in 1982 to consistently putting together a team vying for the national crown, Stringer has helped to redefine the women's game.

TO BE THE BEST

Stringer and her staff knew when they arrived that they needed to attract the best student-athletes in the country to "the Banks." Fast forward to present day and it's very clear that signing nationally ranked recruiting classes has become a hallmark of Rutgers women's basketball.

RU's 2001-02 freshmen comprised a class ranked first nationally by the Women's Basketball News Service, the 2002-03 group was ranked 13th by the All Star Girls Report, and the 2004-05 class was rated third by ASGR. Women's Basketball Magazine dubbed the 2006 class as the best in the nation.

The Scarlet Knights duplicated that feat in 2008 with a class that earned nationwide praise across the board, as it featured five McDonald's All-Americans and ranked third in the country by ESPN's Hoopguriz and ASGR. The 2009 freshmen entered as the No. 9 class in the nation, while Rutgers' 2011 and 2012 recruiting classes were both rated third in the nation by Hoopguriz. The 2013 class features the nation's top point guard, Tyler Scaife, who would go on to become the American Athletic Conference's Freshman of the Year.

The talent and success of past recruiting classes is also evident in the number of former Scarlet Knights who have gone on to successful professional careers on the next level. Sixteen of Stringer's Rutgers recruits – Shawnetta

Stewart, Usha Gilmore, Tammy Sutton-Brown, Tasha Pointer, Davalyn Cunningham, Chelsea Newton, Rebecca Richman, Cappie Pondexter, Matee Ajavon, Essence Carson, Kia Vaughn, Epiphanny Prince, Rashidah Junaid, Khadijah Rushdan April Sykes and Betnijah Laney - have been selections in the WNBA Draft.

Pondexter was the highest-ever Rutgers pick in the WNBA draft as she was taken second overall in 2006. Ajavon and Carson were the first two Scarlet Knights to be drafted simultaneously in the top-10, picked fifth and seventh, respectively in April 2008. Vaughn was selected the following year eighth overall, while Prince was the last Rutgers player to hear her name called in the first round (4th overall), capping a string of five first round draftees in five years.

The 2011 WNBA All-Star Game had a distinctly Rutgers feel as Pondexter earned her fourth selection to the East squad, while Carson and Prince made their first appearances at the mid-season classic. With three representatives, the Scarlet Knights had the second-most all-stars of any other school that year. In 2013, Carson and Prince both repeated as All-Stars, while 2015 saw Pondexter on her seventh appearance in the all-star game.

One of Stringer's strongest beliefs is that one must play the best in order to be the best. Having been a member of the BIG EAST Conference and the America Athletic Conference, with the winner of nine of the last 12 national championships, and now the highly competitive Big Ten, has afforded the Scarlet Knights a high level of competition game in and game out.

In addition, Rutgers continues to boast one of the nation's toughest nonconference schedules each season - a fact proven by RU's annual strength-of-schedule ratings. In 2007-08, the trend continued as Stringer assembled the nation's second-toughest slate, facing the No. 1 team in the nation in back-to-back games. Rutgers was the only team in the country to face all four squads (Stanford, Connecticut, Tennessee, LSU) who would advance to the 2008 Final Four in Tampa.

The Scarlet Knights repeated that feat in 2011, taking on each of the

Final Four participants (Texas A&M, Notre Dame, Stanford, Connecticut) during the regular season. During the 2012-13 slate, the tough campaign featured RU facing three of the nation's semifinalists, including taking national runner-up Louisville to overtime.

The conference schedule was amped up in 2014-15 as the Scarlet Knights entered the Big Ten, a conference that sent nine teams to the post season, and next season proves to be no different. Last season, the Big Ten sent eight teams to the post-season, including seven to the NCAA Tournament.

DEFENSE WINS CHAMPIONSHIPS

Rutgers' success since Stringer's arrival has been due, in a large part, to aggressive and intense defense. The trademark of Stringer teams has always been a suffocating brand of half-court defense, often switching and disguising multiple looks throughout a game to keep the opponent off-balance. The most famous, or infamous if you are a Scarlet Knight opponent, has been the match-up zone, a system perfected by Stringer and her long-time friend, former Temple head coach and fellow Hall of Famer John Chaney. In addition, Stringer has employed numerous full-court traps and presses, most notably the "55," to often leave RU's opponents feeling overwhelmed and frustrated.

During the 2000 Final Four season, opponents scored just 54.4 points per game - the fourth-best mark in the nation. The following year, RU allowed 56.5 points to finish sixth, and during the 2004-05 and 2005-06 campaigns, Rutgers ranked second nationally (51.3 and 51.9 ppg). Rutgers continued its suffocating defense in 2007-08, finishing No. 2 in the country, allowing 51.4 points per game.

WE ARE A FAMILY

It is not just about the success on the floor for the Scarlet Knights. Stringer's programs have always had the feel of a family, but that family extends well beyond the confines of the RAC.

Community involvement has been an important part of extending that family, whether it be conducting free basketball clinics for local children, visiting with the young and old at local hospitals



Stringer with her three children - Nina, David and Justin - at the Naismith Memorial Hall of Fame Induction.

and centers, emphasizing the importance of education or lending support to Rutgers-based charities and events. The Scarlet Knights have become more than students and athletes during their careers – they have become citizens and role models as well.

That public visibility and involvement has, in turn, caused the community to embrace the Scarlet Knights and lend them support at the RAC. RU recorded its largest crowd in history to see a women's home game when 8,587 fans witnessed the Scarlet Knights' victory against the nation's number-one team, Notre Dame, on Feb. 17, 2001, one of seven advance sellouts for RU since Stringer's arrival.

ACCOLADES AND ACHIEVEMENTS

Stringer was at a loss for words before she was to give her Naismith enshrinement speech on Sept. 11. After all, her career extended over four decades of work and involved countless players and coaches who touched her life. Overcome with emotion and fighting back tears, Stringer delivered one of the most eloquent speeches, sharing with

the crowd and a national audience on ESPN how her desire to coach was fueled early in her life.

In a moment where she was being heralded for her lifetime of accomplishments, Stringer saw it as an opportunity to say thank you to people who had given her as much as she had given them. "I celebrate, you my players. It is because of your hard work, passion, execution of the game plans and commitment to one another that I am here tonight," Stringer said during the ceremony.

In addition to Naismith, Stringer is also a member of the Women's Basketball Hall of Fame. Enshrined on June 9, 2001, in Knoxville, Tenn., the honor truly showed Stringer's mark on the game in regards to equality, innovation and growth. Stringer has been named the National Coach of the Year three times (Wade Trophy – 1982, Converse – 1988 and Naismith – 1993) by her peers. She also was named the 1993 Coach of the Year by Sports Illustrated, USA Today, Converse, the Los Angeles Times and the Black Coaches Association.

In addition, she was tabbed the 2000 Female Coach of the Year by the Rainbow/PUSH Organization, a group founded by Rev. Jesse Jackson; the District V Coach of the Year in 1985, 1988 and 1993; the District I Coach of the Year in 1998 and 2006; the Big Ten Coach of the Year in 1991 and 1993; the BIG EAST Coach of the Year in 1998 and 2005; and a six-time Metropolitan Basketball Writers Association Coach of the Year (1998-00, 2005-06 and 2008).

One of her most personally gratifying accolades was receiving the 1993 Carol Eckman Award, which acknowledges the coach demonstrating spirit, courage, integrity, commitment, leadership and service to the game of women's basketball.

A finalist for the Naismith National Coach of the Year Award seven times, Stringer was humbled when the U.S. Sports Academy decided to name its annual women's coaching award in her honor. The C. Vivian Stringer Medallion Award of Sport for Women's Coaching was handed out for the first time in July of 2002.

Stringer has also been inducted into numerous Halls of Fame, including the New Jersey Sports Hall of Fame and the Sport in Society Hall of Fame in 2005, and in 2006 she entered the University of Iowa Athletics Hall of Fame. Also in 2006, Stringer was inducted into the International Women's Sports Hall of Fame at the Women's Sports Foundation's Annual Salute to Women.

One of her most memorable events and honors in Stringer's life took place in September 2008 in Beaverton, Ore., when Nike named its second child development center after Stringer. The 35,000 square foot facility, houses 26 classrooms which provide care, learning and development for nearly 300 children between the ages of six months and five years old. Additionally, in 2013, the Black Coaches Association named its annual Coach of the Year honor after Stringer.

Along with her extensive collegiate experience, Stringer has also successfully tested herself in the international arena. An assistant coach for the gold-medal 2004 U.S. Olympic Team, her first USA Basketball experience came as

an assistant for the bronze-medal 1980 USA Jones Cup Team. Stringer has had extensive head-coaching experience in the national program, leading the 1982 U.S. Olympic Festival East Team to a bronze medal and the 1984 U.S. World University Games Team (Kobe, Japan) to a silver. She also guided the 1989 U.S. World Championship Qualifying Team (Sao Paulo, Brazil) to a gold and a qualification for the following year's FIBA World Championship, as well as a bronze medal showing for the 1991 Pan American Games Team (Havana, Cuba).

A noted administrator, Stringer was one of the key players in the development of the Women's Basketball Coaches Association. Stringer serves on the Board of Directors of the Kay Yow/WBCA Cancer Fund, created in the fall of 2007. The Foundation, in partnership with the V Foundation for Cancer Research, is an initiative to fight breast cancer. She also serves on the U.S. Department of State's Council to Empower Women and Girls Through Sports.

A native of Edenborn, Pa., and a member of the Alumni Hall of Fame at her alma mater, Slippery

Rock University, Stringer and the late William D. Stringer have three children – David, Janine and Justin. Stringer became a first-time grandmother in June 2009 with the addition of granddaughter, Dayton, and welcomed her first grandson, Ryker, in the summer of 2013.

HALL OF FAME INDUCTIONS:

- Naismith Memorial Basketball Hall of Fame (2009)
- Women's Basketball Hall of Fame (2001)
- International Women's Sports Hall of Fame (2006)
- New Jersey Women's Hall of Fame (2012)
- Sports Hall of Fame of New Jersey (2005)
- University of Iowa Athletics Hall of Fame (2006)
- Joe Cipriano/Jim Valvano Nike Hall of Fame Award (1993)
- Sport in Society Hall of Fame (2005)
- Fayette County Sports Hall of Fame (2010)
- Communiplex Hall of Fame (1987)

COACH OF THE YEAR:

- Naismith National Coach of the Year (1993)
- NCAA, Wade Trophy National Coach of the Year (1982)
- Two-time Converse National Coach of the Year (1988, 1993)
- Black Coaches Association Coach of the Year (1983, 1996)
- Sports Illustrated Coach of the Year (1993)
- USA Today Coach of the Year (1993)
- Los Angeles Times Coach of the Year (1993)
- Seven-time finalist for Naismith National Coach of the Year Award (1999, 2000, 2001, 2003, 2005, 2008, 2009)
- Two-time BIG EAST Conference Coach of the Year (1998, 2005)
- Two-time Big Ten Conference Coach of the Year (1991, 1993)
- Three-time NCAA District V Coach of the Year (1985, 1988, 1993)
- Two-time WBCA District I Coach of the Year (1988, 2006)
- NCAA District II Coach of the Year (1983)
- Seven-time Metropolitan Basketball Writers Association Coach of the Year (1998, 1999, 2000, 2005, 2006, 2007, 2008)
- Three-time New Jersey Basketball Coaches Association Coach of the Year (1998, 1999, 2000)
- Big Ten Sportswriters' Coach of the Year (1993)
- Rainbow Push Organization Coach of the Year (2000)
- Giant Steps Coach of the Year (1994)
- Pennsylvania AIAW Coach of the Year (1982)
- Philadelphia Sportswriters' Coach of the Year (1981, 1980)

BY THE NUMBERS:

- Fourth all-time in wins with 952 career victories, third among active head coaches
- First coach (men's or women's) to lead three different schools to the NCAA Final Four (Cheyney 1982; Iowa - 1993; Rutgers - 2000, 2007)

- Fourth women's coach and seventh coach all-time (men's or women's) to register 900 wins
- Third women's coach to record 750, 800 and 850 wins
- First African-American Division I coach (men's or women's) to reach 900 victory mark
- 25 NCAA Tournaments appearances (1982-83, 1986-94, 1998-2001, 2003-2012)
- Nine NCAA Tournament Regional Finals (1982, 1987, 1988, 1993, 1999, 2000, 2005, 2007, 2008)
- 41 All-BIG EAST honorees, including four Defensive Players of the Year
- Nation's best defensive team in 1981, 1983 and 1993
- Nation's second-best defensive team in 1985, 2005, 2006 and 2008
- 1979, 1980, 1981 and 1982 Pennsylvania AIAW state champions

NAMED IN HONOR OF C. VIVIAN STRINGER'S LEGACY:

- WBCA/Black Coaches Association annual Coach of the Year Award (2013)
- Nike's second child development center in Beaverton, Ore.
- U.S. Sports Academy Medallion Award of Sport for Women's Coaching (2002)

PUBLICATIONS:

- New York Times Bestseller - Standing Tall, A Memoir of Tragedy and Triumph (2008)

FILMOGRAPHY:

- PBS - "Makers: Women Who Make America, the Story of How Women Changed America" (2013)
- ESPN Films: Nine For XI Feature "Coach" – winner, Tribeca Film Festival Best Documentary Short (2013)
- Partisan Pictures - "It's A Game Ladies" – Emmy Nomination; winner, Fr. Lauderdale Film Festival Best Documentary; winner, Silverdocs AFI Film Festival, Audience Award Best Feature Film (2003)
- The Oprah Winfrey Show (2008)
- The 700 Club (2008)
- The Game 365 - MSG Network (2010)

AWARDS/HONORS OF DISTINCTION:

- "101 Most Influential Minorities in Sports," Sports Illustrated (2003)
- New York Times Year-End "Five Who Left Footprints" (2007)
- Carl Eckman Award (1993)
- Black Coaches Association Lifetime Achievement Award (2004)

- Who's Who Among Black Americans
- NAACP Jackie Robinson Award - New Brunswick, N.J.
- Hank Aaron Champion for Justice Award (2015)
- Loyal Sons and Daughters of Rutgers, given by Rutgers Alumni Association - fourth oldest in nation (2010)
- Distinguished Daughter of Pennsylvania (2009)
- Distinguished Legendary Education Leadership Advocate Award, National Coalition of 100 Black Women (2009)
- Spellman College Legacy of Leadership Award (2012)
- Pennsylvania State Athletic Conference Award of Merit (2012)
- Honoree, Smithsonian Institute, Black Women in Sports
- Barbara Boggs Sigmund Award by Womanspace (2010)
- Girl Scouts of America Woman of Distinction - Delaware-Raritan, N.J. (2004)
- Girl Scouts of America Woman of Distinction - Greater Essex and Hudson Counties, N.J. (2002)
- Boy Scouts of America Tribute to Women Award (2015)
- Executive Women of New Jersey Honoree (2004)
- National Association of Negro Business and Professional Women's Club Woman of the Year - Union County, N.J. (1998)
- City News 100 Most Influential Award (1998)
- Iowa City Magazine's Person of the Year (1994)
- Reggie McKenzie Foundation Commitment to Character Award (1994)

HONORARY DEGREES:

- Honorary Doctorate of Humane Letters, University of Iowa (2010)
- Honorary Doctorate of Humanities, Howard University (2009)
- Honorary Doctorate of Law, Mount Ida College (2010)

INTERNATIONAL EXPERIENCE:

- Assistant coach, Olympic Team, gold medal (2004 - Athens, Greece)
- Head coach, U.S. Pan-American Games, bronze medal (1991 - Havana, Cuba)
- Head coach, World Championship Qualification Tournament, gold medal (1989 - Sao Paulo, Brazil)
- Head coach, World University Games, silver medal (1984 - Kobe, Japan)
- Head coach, U.S. Olympic Festival East Team, bronze medal (1982 - Indianapolis, IN)
- Assistant coach, Jones Cup, bronze medal (1980 - Taiwan)



NAISMITH MEMORIAL BASKETBALL HALL OF FAME

On September 11, 2009, Rutgers head coach C. Vivian Stringer was enshrined into the Naismith Memorial Basketball Hall of Fame. The legendary coach joined the likes of NBA greats Michael Jordan, David Robinson, John Stockton and Jerry Sloan in the Class of 2009.

It was a week of sleepless nights for Stringer, leading up the induction at Symphony Hall in Springfield, Mass.


The celebration began with Stringer - the first coach, male or female, to lead three different teams to the NCAA Final Four - being honored at halftime of the first home football game of the 2009 season. It concluded at the Mohegan Sun on Saturday, Sept. 12 when the most famous class in basketball history received their rings.



CLASS OF 2001


LINDA K. SHARP

- Coaching career spans 33 seasons with stops on all levels from elementary, junior high and high school to the collegiate and professional ranks.
- Served as the head coach at the University of Southern California for 12 years, compiling a 271-46 record.
- Guided the Women of Troy to back-to-back NCAA national championships in 1983 and 1984 and a total of three appearances in the Final Four.
- Earned WCAA Coach of the Year honors, the Wade Coach of the Year and Sporting News Coach of the Year in 1984.
- Selected as the Pac-10 conference coach of the year three times.
- Was OJCO in eight seasons at Southeast Texas State University.
- Served as NCAA Basketball Rules Committee for seven years.



C. ST

- The master h
- Is the only co
- Ranks as the
- Became the h
- Tabbed for Na
- Led the Unite



WOMEN'S BASKETBALL HALL OF FAME

On June 9, 2001, C. Vivian Stringer was inducted into the Women's Basketball Hall of Fame in Knoxville, Tennessee.

She was a member of the third class in the Hall's history, which recognizes and honors those who have made a valuable contribution to the sport of women's basketball.



2004 SUMMER OLYMPIC GAMES



ATHENS 2004



Rutgers head coach C. Vivian Stringer had the experience of a lifetime in August of 2004, helping to lead the U.S. women's basketball team to a gold medal at the Games of the XXVIII Olympiad in Athens, Greece. Stringer served as an assistant coach for USA Basketball.

The Americans posted a perfect 8-0 record at the Games, including a 74-63 victory against Australia in the gold-medal game.

C. VIVIAN STRINGER CHILD DEVELOPMENT CENTER



C. VIVIAN STRINGER CHILD DEVELOPMENT CENTER

In April 2008, Nike co-founder and Chairman of the Board Phil Knight announced his intention to name its second child development center on its 177-acre campus after Rutgers head coach C. Vivian Stringer.

The C. Vivian Stringer Child Development Center was officially dedicated on Sept. 9, 2008. The ceremony took place at Nike World Headquarters in Beaverton, Ore. with countless family and friends present for the warm occasion.

The Stringer Center, a 35,000-square-foot facility, opened in June 2008. The center houses 26 classrooms, providing care, learning and development for approximately 300 children between six months and five years of age.

The Nike campus buildings pay tribute to some of the world's best athletes and coaches. Some of those honored include John McEnroe, Joan Benoit Samuelson, Michael Jordan, Mike Schmidt, Nolan Ryan, Lance Armstrong, Mia Hamm, Jerry Rice and Tiger Woods.

Stringer was the third woman, the second coach and the first African-American woman to have a building named for her on Nike's campus. The first child development center, named for Penn State football coach Joe Paterno, opened in 1992.



Tim Eatman, a veteran coach and renowned recruiter with over 20 years of experiences, joins the Rutgers women's basketball staff for his first season in 2015-16.

Eatman has had prior head coaching experience at University of Illinois at Chicago and his alma mater, Talladega College, and most recently served as the recruiting coordinator at Rhode Island. He is also reunited with Coach Stringer, having served with the hall of fame coach during her final season at Iowa in 1994-95, putting together the nation's top ranked recruiting class.

Over the course of his career, Eatman has played a major role in bringing in 11 top 30 recruiting classes and was recognized by *Lindy's Magazine* as the nation's top recruiter while he was at Iowa in 1994. Additionally, six of his former players have gone on to play at the next level in the WNBA and 13 have joined the coaching ranks.

Following his collegiate playing days, Eatman began his coaching career as the head women's coach at Talladega College, instantly turning around his alma mater's program. After posting an 0-26 record prior to his appointment, Eatman guided the Tornadoes to a 20-9 ledger in 1989-90.

Eatman made the move to the Division I level as an assistant coach at Mississippi State from 1990-92 and University of

TIMOTHY EATMAN

ASSISTANT COACH – FIRST SEASON AT RUTGERS

Houston from 1992-93. With the Cougars, he put together the No. 4 rated recruiting class in the country.

Joining Stringer at Iowa for the 1994-95 campaign, Eatman helped to construct the top-ranked recruiting class that featured the nation's top point guard, Nadine Domond, 1995 Big Ten Freshman of the Year, Tiffany Gooden, and 1998 Big Ten Player of the Year, Tangelia Smith.

Eatman had two stints at Kansas, serving as an assistant from 1996-98 and again from 2002-04. He helped the Jayhawks win the Big 12 title in 1997, reach the NCAA Sweet 16 in 1998 and was the position coach for Kodak All-American and first round WNBA pick, Tamecka Dixon, during the 1996-97 season.

In between his two turns as a member of the Jayhawks' staff, Eatman was at the helm of the Illinois-Chicago program. During his four seasons with the Flames, he brought in two top 20 recruiting classes and recorded the program's highest win total in seven seasons.

Eatman's career continued at Louisville from 2004-07, where he helped the Cardinals reach three-straight NCAA Tournaments and was involved in the recruitment of eventual BIG EAST Player of the Year Angel McCoughtry. He also spent four seasons as the associate head coach at Arkansas from 2007-2011. While with the Razorbacks, Eatman was the team's defensive coordinator as they set the school record for fewest points allowed in an SEC contest - 42 against Mississippi State.

Making the move to the Northeast, Eatman spent one season at Boston College, being elevated to interim head coach for the end of the 2011-12 season. He

then joined head coach Dayna La-Force's staff at Northeastern in 2013 and followed her when she took over the top position at Rhode Island in 2014.

Eatman also has international experience. In 2010, he was the head coach for the Jamaican Senior Women's Team. The team got by Trinidad & Tobago to qualify for the 2010 FIBA-Americas Championship for Women and the Pan-American Games.

Eatman has served as a member of the programs planning committee of the Black Coaches Association in 2008 and is a participant in the BCA's ACE Program for Women's Basketball Coaches.

A 1988 graduate of Talladega College with a B.A. in chemistry, Eatman completed his Master of Sacred Literature in Christian Education from Louisville Bible College in 2008.



THE EATMAN FILE

Hometown: Eutaw, Ala.
Education: Talladega College '88
Birthday: Dec. 9

COACHING CHRONOLOGY

2014-2015 **University of Rhode Island**
Assistant Coach

2013-14 **Northeastern University**
Assistant Coach

2011-12 **Boston College**
Interim Head Coach/Assistant Coach

2007-11 **University of Arkansas**
Associate Head Coach

2004-07 **University of Louisville**
Assistant Coach

2002-04 **University of Kansas**
Assistant Coach

1998-2002 **University of Illinois – Chicago**
Head Coach

1996-98 **University of Kansas**
Assistant Coach

1994-95 **University of Iowa**
Assistant Coach

1992-93 **University of Houston**
Assistant Coach

1990-92 **Mississippi State University**
Assistant Coach

1988-90 **Talladega College**
Head Coach

INTERNATIONAL COACHIN EXPERIENCE
 2010 Jamaican Senior Women's Team
Head Coach

COLLEGIATE PLAYING EXPERIENCE
 1984-88 Talladega College

PLAYERS

COACHES

OUTLOOK

REVIEW

RUTGERS

HISTORY

MEDIA



Kelley Gibson, a renowned recruiter and an assistant with a track record of success, begins her first season on the Rutgers women's basketball staff.

Coming "To The Banks" after five seasons at Syracuse, Gibson served as an assistant coach and recruiting coordinator, helping the Orange to the postseason each year, including three-straight NCAA Tournament berths. As the team's recruiting coordinator, Gibson helped put together the No. 6 ranked recruiting class in the country in 2012, including a trio of McDonald's All-Americans, the No. 10 ranked recruiting class in 2013, as well as an incoming class of 2015 ranked at No. 21.

During her tenure, Gibson helped guide the Orange to a 22-10 ledger with a third-straight NCAA appearance in 2014-15, a 23-10 record in Syracuse's first season in the ACC in 2013-14, a 24-8 mark, third-place finish in the BIG EAST and a reemergence in the top 25 rankings in 2012-13 and the WNIT final four in 2011-12.

Under her leadership, center Kayla Alexander became

KELLEY GIBSON

ASSISTANT COACH – FIRST SEASON AT RUTGERS

the school's all-time leading scorer and was a first round WNBA draft pick and individual school records were set in three-point field goals and single-season rebounds.

Prior to joining the Syracuse staff, Gibson had stints at Southern California University, Maine, and University of Maryland, Baltimore County. While at USC, the Trojans' 2010 signing class was ranked seventh nationally by ESPN/Hoopgurlz and No. 12 by All-Star Girls Report. During her time at UMBC, the Retrievers captured their first-ever NCAA Tournament berth as the America East Tournament champions.

Gibson entered the coaching ranks serving as a graduate assistant coach at American University.

An all-conference player at Maryland, Gibson earned ACC Honorable Mention in 1999 and 1996 ACC All-Rookie Team honors, despite enduring three ACL injuries during her career. She finished her career among the Terp leaders in 3-pointers, assists, steals and blocks.

Following her collegiate career, Gibson played internationally in Russia and in Israel and also had a successful WNBA career with the Houston Comets. A Comet from 2000-2004, Gibson helped win the 2000 WNBA championship and ranked in the top-10 on Houston's all-time games played chart. In 2003, she was awarded

the WNBA's Off-Season Community Assist Award for her work throughout local communities.

Gibson graduated from the University of Maryland in 1999 with a degree in kinesiology.

Scholastically, she played in high school at Easton (Md.) High, where she won two state championships. She had her jersey retired after setting the school record for career points (2,200) and rebounds.



PLAYERS

COACHES

OUTLOOK

REVIEW

RUTGERS

HISTORY

MEDIA

THE GIBSON FILE

Hometown: Easton, Md.
Education: Maryland '99
Birthday: Nov. 7

COACHING CHRONOLOGY

2010-15 **Syracuse University**
 Assistant Coach/Recruiting Coordinator

2009-10 **University of Southern California**
 Assistant Coach

2007-09 **University of Maine**
 Assistant Coach

2006-07 **UMBC**
 Assistant Coach

2005-06 **American University**
 Graduate Assistant

COLLEGIATE PLAYING EXPERIENCE

1994-99 University of Maryland

COLLEGIATE HONORS & HIGHLIGHTS

1999 ACC Honorable Mention
 1995 ACC All-Rookie Team

PROFESSIONAL PLAYING EXPERIENCE

WNBA

2005 New York Liberty (training camp)
 2005 Indiana Fever (training camp)
 2000-04 Houston Comets

- Won WNBA Championship in 2000
- Ranks 8th all-time in games played for the Houston Comets

NWBL

2005 - Chicago Blaze
 2002-03 - Houston Stealth

INTERNATIONAL

2003-04 - Club Bney Yehuda (Israel)
 2001 - Club Dynamo (Russia)



Ervin Monier, a versatile coach with a wealth of knowledge, begins his first season with the Rutgers women's basketball program as an assistant coach.

Monier spent five seasons as the associate head coach at La Salle. Serving as head coach Jeff Williams' top assistant since taking over the program in 2010-11, Monier helped the Explorers earn four Atlantic 10 All-Conference honorees, three Atlantic 10 All-Rookie Team picks, four Philadelphia Big 5 First Team selections and a trio of Big 5 Second Team picks.

During the 2013-14 campaign, La Salle knocked off four WNIT-qualifying Atlantic 10 opponents, all while posting league bests in scoring defense, field goal percentage defense and three-point field goal percent defense en-route to the most league wins since the 1996-97 season.

Prior to joining the Explorers program, Monier served as associate head coach at Southern California under head coach Michael Cooper. At USC, Monier helped the Trojans to its best record in the PAC-10 since

ERVIN MONIER

ASSISTANT COACH – FIRST SEASON AT RUTGERS

the 2004-05 season with a 12-6 record in 2009-10 and a conference tournament semifinal appearance. With the team posting a 19-12 overall record, the Trojans captured the most wins over the previous four years, which included victories over four NCAA tournament-bound teams. While on the sidelines, two Trojans were named First Team All-PAC-10 and Briana Gilbreath was named PAC-10 Co-Defensive Player of the Year. Additionally, his last recruiting class at USC was ranked seventh nationally by ESPN.

Monier also spent five seasons as the associate head coach at Rhode Island from 2004-09 and was an assistant under Dawn Staley at Temple from 2000-2004. While at Temple, the Owls brought home a pair of Atlantic 10 titles and reached the postseason three times, including NCAA berths in 2002 and 2004. He was also involved in recruiting a pair of WNBA first round picks in Candice Dupree and Kamesha Hairston.

Monier began his coaching career as an assistant at Hawthorne (CA) High School and Los Angeles (CA) Southwest College and was an assistant at Washington Prep High School in Los Angeles and Chadwick High School in Palos Verdes Peninsula, California. Monier also taught at the middle school and high school levels in the Los Angeles Unified

School District.

Monier is a 1985 graduate of St. Mary's University in San Antonio, Texas with a degree in English communications arts.

THE MONIER FILE

Hometown: Los Angeles, Calif.
Education: St. Mary's (Texas) '85
Birthday: April 1

COACHING CHRONOLOGY

2010-15 **LaSalle University**
Associate Head Coach

2009-10 **University of Southern California**
Associate Head Coach/Recruiting Coordinator

2004-09 **University of Rhode Island**
Associate Head Coach/Recruiting Coordinator

2000-04 **Temple University**
Assistant Coach

1999-00 **Chadwick High School**
Boys Assistant Coach

1998-99 **Washington Prep High School**
Boys Assistant Coach

1991-96 **Los Angeles Southwest College**
Boys Assistant Coach

1985-91 **Hawthorn High School**
Boys Assistant Coach



PLAYERS

COACHES

OUTLOOK

REVIEW

RUTGERS

HISTORY

MEDIA



Michelle Edwards, a former collegiate national player of the year, international all-star, WNBA franchise player and 2014 inductee into the Women's Basketball Hall of Fame, begins her 13th season on the Rutgers staff.

A native of Boston, Mass., Edwards played for Hall of Fame head coach C. Vivian Stringer at the University of Iowa from 1984-88. Following a freshman season in which she helped lead the Hawkeyes to a 20-8 record, Edwards piloted UI to back-to-back NCAA Tournament regional final appearances (1987, 1988) and a No. 1 national ranking.

As a senior, Edwards - nicknamed 'Ice' for her ability to hit the clutch shot - was selected the Big Ten Player of the Year, a Kodak, Naismith and USBWA All-American and the Champion National Player of the Year.

A 2000 Iowa Hall of Fame inductee, she is the only female Hawkeye to have her jersey retired. She posted career totals that still rank in the top-three more than twenty years later, having scored 1,821 points (third all-time), 431 assists (second) and 235 steals (third). Edwards was selected as one of Iowa's "Top 50 Athletes of the Century" as well as the Big Ten Conference Athlete of the Decade in 1989.

Edwards, who won a bronze medal at the 1991 Pan-American Games under Stringer's tutelage, played professionally in Italy from 1988-97. She earned three Italian League All-Star Game MVP awards during her stay. Edwards returned to the States when the WNBA was formed and was the second allocation from the original group of 16 "franchise" players. Edwards played a

MICHELLE EDWARDS

DIRECTOR OF OPERATIONS – 13TH SEASON AT RUTGERS

total of five seasons (1997-2001) for the Cleveland Rockers and Seattle Storm, averaging 7.6 points and 2.8 assists per game. While a member of the WNBA, she was very active in the community. She worked with several Cleveland charities as well as the NBA's "Read to Achieve" program.

Following the end of her professional playing career, Edwards served as a youth basketball advisor/community relations representative for the YMCA in New York City. She also added to her resume, a career in broadcasting. Edwards was the Fox Sports Net color analyst for Cleveland games during the 2003 season and served as

the color analyst for the Rutgers Radio Network during the 2002-03 and 2003-04 women's basketball seasons.

Edwards graduated from Iowa with a bachelor's degree in liberal arts in 1989. In the summer of 2010, Edwards graduated from the NCAA Leadership Institute, delivering the commencement address. She was inducted into the Women's Basketball Hall of Fame in Knoxville, Tenn. in the summer of 2014.

THE EDWARDS FILE

Hometown:	Boston, Mass.
Education:	Iowa '89
Birthday:	March 7

COACHING CHRONOLOGY

2007 - present	Rutgers University Director of Operations
2005-06	Rutgers University Associate Director of Operations
2004-05	Rutgers University Assistant Coach
2003-04	Rutgers University Coordinator of Operations

COLLEGIATE PLAYING EXPERIENCE

1984-88	University of Iowa
---------	--------------------

COLLEGIATE HONORS & HIGHLIGHTS

1988	Chicago Tribune Silver Basketball Award
1988	Big Ten Player of the Year
1988	Kodak, Naismith and USBWA All-American
1988	Champion National Player of the Year
1986-88	Three-time All-Big Ten selection
• Women's Basketball Hall of Fame inductee - 2014	
• First Hawkeye to have jersey retired • Big Ten Athlete of the Decade	
• Iowa Hall of Fame, 2000 • Iowa's Top-50 Athletes of the Century	

PROFESSIONAL PLAYING EXPERIENCE

International	
1988-97	Italy (Faenza, Pistoia, Ferrara Pavia)
• Italian League All-Star and Most Valuable Player	

WNBA

2000-01	Seattle Storm
1997-00	Cleveland Rockers
• Second overall selection in the inaugural WNBA Draft	

HIGH SCHOOL HONORS

Cathedral H.S.	
• 1984 Boston Globe Player of the Year	
• First player in state history to score 2,000 career points	



BETSY YONKMAN

ASSISTANT TO THE HEAD COACH – 15TH SEASON AT RUTGERS

Betsy Yonkman enters her 15th season and seventh-straight as a member of Rutgers women's basketball staff. This is the second stint in Piscataway for Yonkman, who currently serves as assistant to the head coach and oversees scouting and video for the team.

Last season, Yonkman stepped into a interim role on the bench as assistant coach, as the Scarlet Knights played in their first season in the Big Ten and reached the second round of the NCAA Tournament.

Prior to returning to Rutgers, Yonkman spent the 2005-06 season as an assistant coach and recruiting coordinator at the University of San Francisco.

Before traveling to the west coast, Yonkman served as the associate head coach at Missouri for four seasons from 2001-05. She helped lead the Tigers to three-consecutive postseason appearances, capped by an NCAA berth in 2004. In addition, Yonkman coached four future WNBA draft choices.

Yonkman first joined the Rutgers coaching staff in 1995, the first season under head coach C. Vivian Stringer. She went on to serve as an assistant coach and recruiting coordinator with the Scarlet Knights from 1995-01. Rutgers women's basketball compiled a 124-64 record during her tenure and advanced to four-consecutive NCAA berths, including a Sweet Sixteen showing in 1998, an Elite Eight nod in 1999 and a Final Four appearance in 2000.

Yonkman began her collegiate coaching career at Eastern Michigan and spent four seasons in

Ypsilanti before returning to her alma mater, Central Michigan in 1991. Yonkman worked four seasons with the Chippewas, serving as the recruiting coordinator. A four-year letterwinner at CMU, Yonkman was a team captain and led the Chippewas to a pair of MAC Championships (1984, 1985), MAC Tournament titles and NCAA berths (1983, 1984).

Yonkman litters the CMU record books in multiple categories and was a two-time All-Mid-American Conference First Team selection. Yonkman was one of just three players in CMU history to earn all-league honors more than once. She led CMU in scoring two sea-

sons, averaging 16.3 points each year. On the all-time program list, Yonkman ranks fourth in scoring (1,495 points) and 10th in rebounds (734).

With over 20 years of coaching experience, Yonkman was inducted into the Central Michigan Athletic Hall of Fame in October 2007. In 2008, she was selected as one of the Top-35 athletes ever to compete - in all sports played in Rose Arena at CMU.

A graduate of Central Michigan, Yonkman earned a degree in education in 1986 and received a Master of Science from Eastern Michigan in 1990.

THE YONKMAN FILE

Hometown: Kaleva, Mich.
Education: Central Michigan '86
Birthdate: February 23

COACHING CHRONOLOGY

2007 - present
Rutgers University
 Assistant to the Head Coach
Rutgers University
 Interim Assistant Coach
University of San Francisco
 Assistant Coach
University of Missouri
 Associate Head Coach
Rutgers University
 Assistant Coach/Recruiting Coordinator
Central Michigan University
 Assistant Coach
Eastern Michigan University
 Graduate Assistant
Traverse City H.S.
 Assistant Varsity Coach

COLLEGIATE PLAYING EXPERIENCE

1982-86 Central Michigan University

COLLEGIATE HONORS & HIGHLIGHTS

1985, 86 Mid-American First Team selection
 1985, 86 Mid-American All-Tournament Team

- Women's College Player of the Year, 1985-86
- NCAA Postgraduate Scholarship
- State of Michigan Advisory Council



**MICAIAH
CORLEY**
ATHLETIC TRAINER
FIFTH SEASON

Micaiah Corley, A.T.C., enters her fifth season as the athletic trainer of the Rutgers women's basketball team.

Corley is the primary trainer for the women's basketball program, overseeing all aspects of athletic training from injury prevention to rehabilitation.

Prior to Rutgers, Corley spent four seasons with the St. John's Department of Athletics as an associate athletic trainer. During her time with the Red Storm, she was responsible for evaluating and assessing injuries, as well as designing rehabilitation programs for the women's basketball, women's tennis, women's golf and dance teams.

A 2005 graduate of San Diego State University with a bachelor's degree in kinesiology, Corley completed her master's degree in exercise physiology from Syracuse University in 2007.

While attending Syracuse, Corley worked as a graduate assistant athletic trainer in the sports medicine department and oversaw the women's field hockey team, women's tennis squad, and men's and women's track and field teams. She also assisted with basketball and lacrosse.

Corley spent her first two years as an undergraduate working for the University of San Diego and San Diego Mesa College as a student athletic trainer. Corley also interned with the United States Marine Corps as an assistant to the head athletic trainer at Camp Pendleton in San Diego, Calif.

Corley and her husband, Jay, currently reside in Edison, N.J.



**DANA
FERRARO**
STRENGTH &
CONDITIONING
EIGHTH SEASON

Dana Ferraro begins her eighth season working as the Assistant Director of Strength and Conditioning and her second season working with the Rutgers women's basketball team. In her position, she works alongside the Scarlet Knight student-athletes in designing programs in strength, speed, agility, conditioning and nutrition to maximize on-court performance.

Since arriving "On The Banks" in 2009, Ferraro has worked a number of the Scarlet Knight teams including the women's soccer, softball, field hockey, volleyball, track and field, golf and rowing programs.

In her first season with the women's basketball team, the Scarlet Knights returned to the NCAA Tournament, reaching the second round of the tournament and ending the year with a 23-10 overall record. Four Scarlet Knights earned All-Big Ten honors including Defensive Player of the Year, Syessence Davis, and second round WNBA draft selection, Betnijah Laney.

In addition to her duties at Rutgers, Ferraro also serves as an exercise physiologist with Robert Wood Johnson University Hospital.

Ferraro graduated from the State University of New York at Stony Brook with a B.S. in health science in 2008. While at Stony Brook, she was a four-year letterwinner and three-time American East All-Conference selection for the Seawolves. Ferraro, who hauled in over 1,000 rebounds during her career, was named the America East Defensive Player of the Year in 2006.

A native of Middlesex, N.J., Ferraro was the Courier News Player of the Year at nearby Middlesex High School, graduating as the school's all-time leading scorer. She was recently inducted into Middlesex High School's inaugural Hall of Fame, becoming the first female to earn the honor.

Ferraro is certified strength and conditioning specialist by the National Strength and Conditioning Association (NSCA) and performance certified coach by United States Weightlifting.



MONIQUE BROWN
ACADEMIC ADVISOR
SIXTH SEASON

Monique Brown has worked as an academic advisor at Rutgers since 2005. She enters her sixth season with the women's basketball program.

Brown is also the advisor for the men's track and field team and volleyball team. Her duties include providing direct academic support for student-athletes including: academic skill development, learning strategy assistance, monitoring of academic performance and progress, oversight of tutoring, assistance with course selection and completion of course registration.

In addition, she aids the squad by providing tutors and services necessary for top academic performance. Through constant communication with the student-athletes, coaches, instructors, college deans and University administrators, Brown ensures that each Scarlet Knight maximizes their academic potential while at Rutgers.

In November 2008, Brown was one of nine recipients of the BIG EAST Professional Development Grant for Women and Ethnic Minorities program, which provides funds for professional development to the league's coaches and administrators.

Prior to arriving at Rutgers, Brown was a graduate assistant at the Thornton Athletics Student Life Center at the University of Tennessee where her focus was ensuring the academic success of the women's basketball, softball and women's tennis teams. She received a Master's Degree in sport studies at Tennessee.

An alumna of Virginia Commonwealth University, Brown received her B.S. in 2003. In 2008, Brown earned her Sports Psychology Certificate from the Rutgers University Graduate School of Applied and Professional Psychology.

Brown and her husband Thomas Rich reside in New Brunswick.



LEILANI SMIKLE
EQUIPMENT MANAGER
SIXTH SEASON

Leilani Smikle enters her sixth season working with the women's basketball program as its equipment manager. She is responsible for the day-to-day equipment operations of the team, which includes distributing practice gear, game uniforms and equipment for student-athletes and staff.

A native of Point Pleasant, N.J., Smikle joined the Scarlet Knights football program in 2006 as a recruiting assistant, aiding in all aspects of the recruiting process. Her responsibilities included coordinating official visits and maintaining the recruiting database. She also managed a staff of recruiting assistants.

Smikle began her collegiate studies at Rutgers in 2000 before completing her undergraduate degree at the University of Houston with a B.S. in sports administration in 2006.

While an undergraduate at Rutgers, Smikle served as a football student equipment manager. She moved to an administrative assistant role in 2003-04 and was appointed to assistant equipment manager for the 2004-05 season. In 2011, Smikle earned her master's degree in school counseling from Rutgers.

Smikle is married to Antonio, a former football assistant coach at Hofstra University and Rutgers University. The couple resides in East Brunswick, N.J. with their sons Coby Joseph (CJ) and Peyton.



HEIDI RONE
ADMINISTRATIVE
ASSISTANT
THIRD SEASON

Heidi Rone is in her third season as the administrative assistant for the women's basketball program. In her role, she serves as the office manager, handling such duties as maintaining recruiting databases and expediting purchase orders and expense requests. In addition, Rone handles correspondence for the office and serves as the registrar and accountant for the C. Vivian Stringer basketball camps.

Rone resides in Kendall Park, N.J. and is the proud parent of 17-year old triplets, Courtney, Jared and Kaitlyn, who are seniors at South Brunswick High School.

Courtney is a member of the SBHS Dance Team and the competition dance team of her studio, Dance on Q. Jared, a member of the National Honor Society, is a second baseman for Power Pitching and Hitting Travel Baseball Team and should achieve Eagle Scout in April. Kaitlyn is on the high school volleyball team in the fall and runs track for the high school team in the winter spring. She plays the piano and the instruments of the percussion section. All three make time to participate in scouting, as well as volunteering at clean up sights for storm victims and two organizations/facilities helping learning disabled adults.

2015-16 Managers



Chris
Campbell



Gianna
DeVietro



Ali
Hoesly



Candice
Theme



Alana
Ferruggiaro



Fabio
Messina



Henry
Yeh



Brian
Shank



P A R T

III

SEASON OUTLOOK

2015-16 Roster80

Season Preview81

2015-16 RUTGERS WOMEN'S BASKETBALL ROSTER

PLAYERS

Numerical Roster

No.	Name	Pos.	Yr.	Ht.	Hometown/High School/Previous School
1	Rachel Hollivay	C	Sr.	6-4	Columbus, Miss./Heritage Academy
2	Kahleah Copper	F/G	Sr.	6-1	Philadelphia, Pa./Prep Charter
3	Tyler Scaife	G	Jr.	5-9	Little Rock, Ark./Hall
4	Briyona Canty	G	Sr.-R	5-9	Willingboro, N.J./Trenton Catholic
10	Shrita Parker	G	So.	5-7	Va. Beach, Va./Ocean Lakes
11	Aliyah Jeune	G/F	Fr.	6-1	Westampton, N.J./Life Center Academy
12	Khadaizha Sanders	G	Fr.	5-7	Kankakee, Ill./Bishop McNamara
13	Cynthia Hernandez	G	Sr.	5-7	Ventura, Calif./Buena/Venture College
21	Ashli Jeune	G	Fr.-R	5-10	Westampton, N.J./Life Center Academy
22	Alexis Burke	F	Gr.	5-11	Bainbridge, Ga./Bainbridge/Illinois
32	Desiree Keeling	C/F	Fr.	6-2	Roanoke, Va./William Fleming
33	Alex Alfano	G	Jr.	5-8	Atlantic Highlands, N.J./Red Bank Catholic
40	Victoria Harris	C/F	Fr.	6-3	Snelville, Ga./Parkview
43	Ariel Butts	C	Sr.	6-3	Columbus, Ga./Carver

COACHES

Alphabetical Roster

No.	Name	Pos.	Ht.	Yr.	Hometown/High School/Previous School
33	Alex Alfano	G	Jr.	5-8	Atlantic Highlands, N.J./Red Bank Catholic
22	Alexis Burke	F	Gr.	5-11	Bainbridge, Ga./Bainbridge/Illinois
43	Ariel Butts	C	Sr.	6-3	Columbus, Ga./Carver
4	Briyona Canty	G	Sr.-R	5-9	Willingboro, N.J./Trenton Catholic
2	Kahleah Copper	F/G	Sr.	6-1	Philadelphia, Pa./Prep Charter
40	Victoria Harris	C/F	Fr.	6-3	Snelville, Ga./Parkview
13	Cynthia Hernandez	G	Sr.	5-7	Ventura, Calif./Buena/Venture College
1	Rachel Hollivay	C	Sr.	6-4	Columbus, Miss./Heritage Academy
11	Aliyah Jeune	G/F	Fr.	6-1	Westampton, N.J./Life Center Academy
21	Ashli Jeune	G	Fr.-R	5-10	Westampton, N.J./Life Center Academy
32	Desiree Keeling	C/F	Fr.	6-2	Roanoke, Va./William Fleming
10	Shrita Parker	G	So.	5-7	Va. Beach, Va./Ocean Lakes
12	Khadaizha Sanders	G	Fr.	5-7	Kankakee, Ill./Bishop McNamara
3	Tyler Scaife	G	Jr.	5-9	Little Rock, Ark./Hall

Head Coach: C. Vivian Stringer (Slippery Rock, '71) - 45th season overall, 21st season at Rutgers

Assistant Coaches: Timothy Eatman (Talladega '88) - 1st season; Kelley Gibson (Maryland '99) - 1st season; Ervin Monier (St. Mary's '85) - 1st season

Assistant to the Head Coach: Betsy Yonkman (Central Michigan, '86)

Director of Basketball Operations: Michelle Edwards (Iowa, '89)

Pronunciation Guide

Briyona Canty	bree - on - nuh	Kahleah Copper	kah - lee - uh
Ashli Jeune	june	Aliyah Jeune	Uh-lee-ah june
Tyler Scaife	scay-fuh (rhymes with safe)		
Ervin Monier	Mon-yeah		

OUTLOOK

REVIEW

RUTGERS

HISTORY

MEDIA

It was a new era for the Rutgers women's basketball team last season and the Scarlet Knights, as they always do, had lofty expectations. RU was determined to make a splash in its new home in the Big Ten and return to the NCAA Tournament.

The Scarlet Knights showed their new conference mates that Rutgers was not to be taken lightly. Ranked among the nation's top-25, RU battled to be among its new conference's top teams. Along the way, Rutgers knocked off nationally ranked Minnesota and Nebraska and put up strong showings against eventual Final Four-bound Maryland fighting to be among the league's top squads.

More importantly however, the Scarlet Knights strong showing earned them an at-large bid to the NCAA Tournament, returning to the 64-team bracket for the first time since 2012.

An appearance, though, is not where Rutgers stopped. RU rolled through Seton Hall before they had to take their dancing shoes off against eventual national champion, Connecticut.

Eight Scarlet Knights return from the 2014-15 season hungry to build upon the momentum set by last year's squad. After setting goals of making an impact in the Big Ten and returning to the NCAA Tournament, RU sets sights on competing for a Big Ten Championship and a deeper run in the post-season for the upcoming season.

FRONT COURT

Rutgers leading scorer for the second-straight season, Kahleah Copper averaged 16.3 points last season and was seventh among all Big Ten scorers. Her talents were not only recognized by the Big Ten's media and coaches with Second Team All-League accolades, but during the offseason as well as in earning a tryout with USA Basketball for a spot on the World University and Pan American Games rosters.

The Scarlet Knights count on Copper for having big games night-in and night-out. In 11 contests last year, the rising senior poured in 20 or more points per game. With RU jockeying for position among the final Big Ten standings, Copper averaged 20.8 points in the final



COPPER

five games of the season, including three-straight 20+ point performances. Only in four games a year ago did Copper fail to reach double figures.

RU also returns starting center Rachel Hollivay who is looking to finish her career out with a strong senior season. Listed among Rutgers' all-time best shot blockers, Hollivay has compiled 220 career rejections and last season averaged 2.3 blocks per game.

It won't just be Hollivay's shot blocking prowess, however, the Scarlet Knights will rely upon. Hollivay shot 50 percent or better from the field 21 times last season parlaying that into 6.7 points per game. She was also RU's third best on the boards, behind classmate Copper and WNBA second-round draft pick, Betnijah Laney. She shows the potential to have those numbers rise in 2015-16 as made evident by 10 games in double figures and hauling in a season-high 10 rebounds against No. 11 Tennessee.

Also supplying the Scarlet Knights with experience up front is fellow senior Ariel Butts. Whether it is supplying minutes off the bench or taking a role in the starting line-up, Butts is ready to contribute in any way she can.

A year ago, Butts made starts in 10 contests, including the post-season taking over at starting center for the injured Hollivay. She also showed that she's capable of having big games with seven points against No. 5 Maryland and No. 25 Northwestern and hauling in 10 rebounds against No. 20 Iowa.

There is also a youthful element to the front court with the additions of freshmen Victoria Harris and Desiree Keeling.

Keeling was a 4-A North Regional Player of the Year as a junior behind 13.5 points and 12.0 rebounds per game. As a senior, she helped her William Fleming program to the 4A North title and the Virginia High School League state semifinal.

Harris, meanwhile, poured in 12.8 points, 10 rebounds and 2.7 steals and was one of the most prolific shot blockers in Gwinnett County history. As a senior, she was an Atlanta Tip-Off Club Honorable Mention selec-



HOLLIVAY

PLAYERS

COACHES

OUTLOOK

REVIEW

RUTGERS

HISTORY

MEDIA

**BUTTS**

tion in addition to earning first team all-league and all-state honors.

GUARD

Tyler Scaife is among the most decorated of the group having earned Honorable Mention All-Big Ten status by both the media and coaches last season as a sophomore after being named the American Athletic Conference's Freshman of the Year two seasons ago.

Scaife enters her junior season as the team's second returning leading scorer at 14.8 points per game. Thriving against the nation's elite, Scaife poured in 16.0 points against nationally ranked opponents, including ending the year netting 18.5 points per game in the NCAA Tournament against the likes of Seton Hall and UConn. Among her biggest games last season was a season-high 28 point night against No. 21 Minnesota and an incredible 25-point effort against No. 6 UNC, forcing double overtime, in the ACC/Big Ten Challenge.

Also bringing veteran leadership to the backcourt is redshirt senior Briyona Canty. The fifth-year Scarlet Knight started off last season on a high note, starting 11 of the season's first 10 games and averaging 13.0 points per game in the first four match-ups of the year. A bone bruise, suffered in RU's Big Ten opener, caused Canty to miss four games, however the Willingboro, N.J. native, worked her way back and proved to be a veritable force off the bench. In all, the Scarlet Knight playmaker averaged 5.3 points per game and handed out five or more assists in 14 contests, including tying a career-mark with 10 helpers in the Big Ten Tournament win over Indiana.

Junior college transfer Cythnia Hernandez helped the Scarlet Knights with the three-point line last year and will once again help RU from long range. An honorable mention All-American out of Ventura College in California, Hernandez shot nearly 42 percent from beyond the arc going 27-of-64 from three-point range in her first season with Rutgers. Among her highlights last season was a perfect 5-of-5 afternoon from downtown at Wisconsin and nailing RU's 100th point against Davidson at the RAC - the first-ever time a C. Vivian Stringer led Scarlet Knight team reached the century mark.

Shrita Parker gained valuable experience as a freshman last year and made 26 appearances, averaging 2.5 points per game. Among her top games as a rookie included a season-nine nine points in both victories over Michigan. Parker also proved to be one of the best free throw shooters on the squad shooting at a 87.5 percent clip. She went perfect from the stripe on seven occasions, including 4-of-4 performances against No. 11 Tennessee and No. 20 Iowa.

Fan favorite Alex Alfano will also add depth to the lineup. Last year, she made 22 appearances, including taking to the court in five Big Ten match-ups.

The Jeune sisters will make their debut in 2015-16. Older sister, Ashli, has a year of the C. Vivian Stringer system under her belt. The redshirt freshman knows success as her high school squad finished 100-28 during her career after averaging 8.0 points, 4.0 rebounds and 3.0 assists as a senior. Younger sister, Aliyah, also comes "To The Banks" with impressive credentials including three First Team All-New Jersey and All-Star selections. As a senior, Aliyah knocked in 18.1 point per game.

Khadaizha Sanders, also known as "K.K.," considered among top guard prospects in the country, will also help to make the Scarlet Knight backcourt a force to be reckoned with.

A McDonald's All-American nominee and Second Team All-Illinois by USA Today, Sanders helped her Bishop McNamara squad to a 29-4 overall record and the Class 2A state championship. She averaged 21.2 points per game, 6.4 assists and connected on 58 three-pointers.

**SCAIFE**



P A R T

IV

SEASON REVIEW

Season Review.....	84	Game High/Lows.....	88
2014-15 Season Statistics	86	Game Leaders.....	90
Game-by-Game Statistics.....	87		

2014-15 KNIGHT NOTES

BACK TO THE BIG DANCE

The Rutgers women's basketball team returned to the NCAA Tournament advancing to the second round of tournament action. RU, making its 24th overall NCAA Tournament appearance and first since the 2012 campaign, was an at-large selection, receiving a No. 8 seed.

Rutgers captured a 79-66 victory over in-state and former BIG EAST rival Seton Hall in first round action before its dancing was halted in the second round by the tournament's top overall seed and eventual national champions, Connecticut.

WELCOME TO THE BIG TIME

Rutgers began its first season of Big Ten play in 2014-15 as the Scarlet Knights finished with a 12-6 ledger and tied for fourth in the league.

Head coach C. Vivian Stringer was no stranger to the Big Ten and in fact became the league's winningest women's basketball coach. A 46-43 Scarlet Knight victory over Nebraska on Feb. 5, 2015 gave the hall of fame coach her 177th Big Ten victory.

Stringer was at the helm of the Iowa Hawkeye program from 1983-95, winning 169 games with the Hawkeyes, while compiling 12 wins in RU's first season in the conference.

ALL-TIME RUTGERS WINNER

After guiding the Scarlet Knights to a 23-10 season in 2014-15, head coach C. Vivian Stringer ended the year needing only three more wins to surpass Women's Basketball Hall of Famer, Theresa Grentz, as RU's all-time winningest women's basketball coach.

All-Time Rutgers WBB Coaching Records (By Wins)

Theresa Grentz - 434-150/ (1977-95) 19 seasons
C. Vivian Stringer - 432-216/(1995-present) 20 seasons
Ellen Johns - 6-5/(1974-75) One season
Dottie McCrea - 5-9/(1975-76) One season

GOING PRO

Betnijah Laney was selected by the Chicago Sky as the 17th overall pick in the second round of the 2015 WNBA Draft after a stellar career "On The Banks". Laney became the 17th Scarlet Knight drafted into the WNBA.

An Honorable Mention All-American by the *Associated Press* and First Team All-Big Ten Conference selection by both the media and coaches, Laney averaged 15.8 points and 10.7 rebounds per game for the Scarlet Knights as a senior. Among Big Ten peers, Laney ranked eighth in the league in scoring and third in rebounding, while nationally she was ranked 10th in double-doubles.

Laney performed 20 double-doubles during the 2014-15 season, which included eight straight to open up the season. Among her double-double efforts was a 24-point, 24-rebound night against then-No. 6 North Carolina in the ACC/Big Ten Challenge. Her 24 rebounds versus the Tar Heels are a Rutgers Athletic Center (RAC) record - men or women - as she surpassed the previous record of 21 held by Women's Basketball Hall of Famer and former WNBA All-Star Sue Wicks set back in 1987 against Penn State. Laney was also two rebounds shy of tying the Rutgers women's basketball single-game record set by Sandy Tupurins with 26 boards against William Paterson on March 1, 1977.

In all, Laney totaled double figure scoring in all but two games in 2014-15 and hauled in double-digit rebounds on 21 occasions. She poured in 20 or more points in eight contests and racked up 35 career double figure scoring and rebounding games.

Laney finished her career with 1401 career points (14th all-time) and 912 rebounds (sixth all-time). Laney joined Sue Wicks (1984-88), Regina Howard (1983-87) and Vicky Piccott (1987-91) as the only Scarlet Knights to gather over 1,400 points and 900 rebounds in a career.

Additionally, Laney's 342 rebounds in 2014-15 rank her fourth on the single-season list and her 10.7 rebounds per game place her fifth on the single-season list and second among Rutgers seniors.

DEFENSE WINS CHAMPIONSHIPS

The hallmark of any Rutgers women's basketball team has been defense and Syessence Davis proved it by being named the Big Ten Defensive Player of the Year. She was the third Scarlet Knight to earn conference Defensive Player of the Year honors.

Davis was a menace to the opposition's offense all season long. She finished fourth nationally and led the Big Ten in steals at 3.4 per game. She concluded her Scarlet Knight career as RU's all-time steals leader - men or women - with 294 career steals.

Davis' 105 thefts on the season put her name third on the single season leaders list and is the only Scarlet Knight to record two seasons of 100 or more steals. Among her best performances last season was on Jan. 10 at Penn State, where Davis tied the single-game school record with 10 steals against the Lady Lions.

WATCH LIST

Two Scarlet Knights were among watch list members during the 2014-15 season.

Syessence Davis was among the 15 finalists for the Nancy Lieberman Award, recognizing the top point guard in the country.

Tyler Scaife was added to the Dawn Staley and Naismith Mid-Season Watch Lists. The Dawn Staley award is given to the most outstanding collegiate guard in the country and the Naismith Trophy is given annually by the Atlanta Tip-Off Club to the top collegiate player.

GETTING TO THE POINTS

Rutgers enjoyed one of its highest scoring average under C. Vivian Stringer's 20-year tenure "On the Banks"

Top RU Scoring Averages Under C. Vivian Stringer

1. 70.0 (35 games) 1998-99 - 29-6 - Elite Eight
2. 68.7 (33 games) 2014-15 - 23-10 - Second Round
3. 68.7 (32 games) 1997-98 - 22-10 - Sweet 16
4. 67.3 (29 games) 2002-03 - 21-8 - 2nd Round
5. 66.2 (37 games) 2013-14 - WNIT CHAMPIONS

SHINING COPPER

Khaleah Copper, a Second Team All-Big Ten selection by both the media and coaches, led the Scarlet Knights in scoring for a second-straight season. She averaged 16.3 points per game and 17.4 against conference opponents.

Copper scored in double figures in 28 of RU's 33 games, all but five games. She reached the 20+ point mark 11 times including five of the last nine contests. In the final five games of the regular season, she averaged 20.8 points per contest.

Copper was also known as the go to Scarlet Knight. On Jan. 29 in the 76-65 win at Purdue, Copper poured in a game-high 21 points on 8-of-17 shooting (47.1 percent) from the field. After the Boilermakers took a lead at 30-28 with 16:58 to go, Copper rattled off eight straight points to return the lead to Rutgers for good.

On Feb. 1 vs. Penn State, Copper reset her season-high with 25 points, shooting 10-of-19 from the floor (52.6 percent). She scored 17 of her 25 points in the second half. Penn State would tie the contest 48-48 with 8:41 to play, however, Copper added on a free throw to give Rutgers the lead the rest of the way and would score 10 of her game-high 25 points during this final span.

NO SOPHOMORE SLUMP

Tyler Scaife was named Honorable Mention All-Big Ten by both the media and coaches in her second year "On The Banks" after earning American Athletic Conference Freshman of the Year the previous season. Scaife averaged 14.8 points per game as a sophomore.

On Jan. 25 against No. 21 Minnesota, Scaife was one-point shy of her career-high by pouring in a season-high 28 points against the Golden Gophers.

Scaife led the team in scoring 12 times during the course of the 2014-15 campaign and has reached double figure scoring in 56 of her 70 career appearances.

Not shy around nationally ranked competition, Scaife has averaged 15.9 points per game against the top 10, which included 25 points in the Scarlet Knights' double overtime contest with No. 6 UNC on Dec. 4.

ALMOST A TRIPLE-DOUBLE

Syessence Davis nearly missed out on a triple-double as RU closed out the nonconference slate on Dec. 20 at Iona. Davis registered 12 points, 10 rebounds and nine assists in the 66-58 victory. It was Davis' first career double-double.

Rutgers' last triple-double was by Khadijah Rushdan in 2011 with 13 points, 10 rebounds and 10 assists against Pittsburgh.

Teammate Rachel Hollivay nearly captured a triple-double in 2013-14 vs. Howard ending the 68-38 victory last Nov. 22 with 26 points, 13 rebounds and nine blocks.

DOUBLE DISHING

Briyona Canty tied her career-high in assists for a second time as she dished the ball out 10 times in RU's 63-52 second round Big Ten Tournament win over Indiana.

Canty also had 10 assists in RU's win over Northeastern on Nov. 18, marking the first double-digit assist game for a Scarlet Knight since Syessence Davis dished out the ball 10 times against Providence on Jan. 16, 2013.

Canty registered five or more assists in 15 of her 29 games last year.

In addition to her 10 assists in the opening Big Ten Tournament game with Indiana, she also handed the ball out six times in the quarterfinal against Northwestern to average 8.0 assists during post-season play.

DOWNTOWN

Cynthia Hernandez finished with a season-high 17 points at Wisconsin on Jan. 18, surpassing her previous high of nine captured against Davidson (Nov. 30) and Indiana (Dec. 28). She shot a blistering 5-of-5 from downtown.

Hernandez's five made three-pointers were the most by a Scarlet Knight since Erica Wheeler drained five three-pointers against Connecticut on March 7, 2011. Her five threes tied a Kohl Center record originally set by Lori Bjork of Illinois on Jan. 15, 2006.

As a team, the Scarlet Knights hit a season-high six three-point shots at Iona on Dec. 20, the most since hitting seven shots from downtown against Louisville on Jan. 18, 2013. In 2013-14, Briyona Canty had the most three-point field goals made by a Scarlet Knight, connecting on 13 from beyond the arc over the course of the Scarlet Knights' 37 games. This season, after 33 games played in 2014-15, Hernandez sunk 25 three pointers.

TURNOVERS

Scarlet Knight opponents averaged 19.0 miscues per game, which included 38 turnovers by Penn State on Jan. 10.

PSU's mishandling of the ball 38 times in the first meeting marked the most turnovers by an opponent since Farmingdale State registered 32 miscues on Feb. 11, 2009.

It was the third time since 2002-03 that an opponent has had 30 or more turnovers in a game. The Lady Lions' 38 turnovers resulted in a season-high 36 points for the Scarlet Knights.

Only Arkansas on Dec. 7, has managed to record single digit turnovers.

Fifteen opponents committed 20 or more turnovers against the Scarlet Knights.

BLOCK PARTY

Rachel Hollivay closed out 2014-15 with 220 career blocks, ranking fifth all-time at Rutgers.

Rachel Hollivay captured a season-high six rejections in RU's game with No. 8 Maryland on Jan. 15. She also swatted away five Hawk shots in RU's season opener and then again in the Scarlet Knights' first road game at LSU.

Hollivay has registered 37 games with three or more blocks.

Hollivay ended last year with 127 rejections and is third (men or women) in blocks in a single season. Only Hamady Ndiaye (2009-10) and Roy Hinson (1982-83) on the men's side have blocked more shots in a single season, swatting away 145 and 144, respectively.

PROTECTING HOME COURT

The Scarlet Knights have had an outstanding track record of success at home. The Scarlet Knights went 11-4 at home in 2014-15, with all four setback against the nation's top 25.

Since the 2002-03 season, the Scarlet Knights have gone 161-29 (.847) at the RAC. In this last five years, RU has put together a record of 63-13 (.829) at the RAC.

100 POINTS

The Scarlet Knights managed to do one thing no C. Vivian Stringer led Rutgers team has managed to do in her 20 years "On The Banks" - On Nov. 30 against Davidson, RU scored 100 points in a game.

RU defeated Davidson 100-44 on Nov. 30, marking the Scarlet Knights first 100-point game since a 100-71 victory over West Virginia back on Jan. 4, 1995, the year prior to Coach Stringers arrival on the Banks of the Raritan.

The Scarlet Knights also managed in feat in a not-so-common way as well. JUCO transfer Cynthia Hernandez was fouled as her three-point attempt sailed through the net. She then sunk her free throw attempt for a four-point play and the 100th point of the game.

2014-15 SEASON STATS

RECORD:	OVERALL	HOME	AWAY	NEUTRAL
ALL GAMES	23-10	11-4	10-5	2-1
CONFERENCE	12-6	7-2	5-4	0-0
NON-CONFERENCE	11-4	4-2	5-1	2-1

PLAYERS

COACHES

OUTLOOK

REVIEW

RUTGERS

HISTORY

MEDIA

#	Player	Total										3-Point			F-Throw			Rebounds									
		gp-gs	min	avg	fg-fga	fg%	3fg-fga	3fg%	ft-fa	ft%	off	def	tot	avg	pf	dq	a	to	blk	stl	pts	avg					
02	Copper, Kahleah	33-33	1078	32.7	212-462	45.9	0-2	0.00	114-161	.708	65	105	170	5.2	89	2	51	84	5	40	538	16.3					
	Conference-Only...	18-18	608	33.8	124-272	45.6	0-2	0.00	66-95	.695	42	55	97	5.4	52	1	29	43	4	29	314	17.4					
44	Laney, Belnijah	32-32	1157	36.2	207-426	48.6	15-38	.395	76-108	.704	108	234	342	10.7	66	0	94	93	6	56	505	15.8					
	Conference-Only...	18-18	660	36.7	119-243	49.0	8-20	.400	55-71	.775	52	123	175	9.7	37	0	59	46	3	28	301	16.7					
03	Scalfe, Tyler	33-33	1061	32.2	210-515	40.8	10-35	.286	59-82	.720	16	93	109	3.3	51	0	84	97	16	38	489	14.8					
	Conference-Only...	18-18	578	32.1	109-288	.378	6-24	.250	22-34	.647	9	53	62	3.4	24	0	38	50	8	18	246	13.7					
01	Hollivay, Rachel	31-16	598	19.3	85-147	57.8	0-0	0.00	39-60	.650	53	91	144	4.6	89	2	20	57	17	209	6.7						
	Conference-Only...	16-6	328	20.5	44-76	57.9	0-0	0.00	19-30	.633	29	48	77	4.8	48	1	8	36	41	12	107	6.7					
04	Canty, Bryiona	29-17	741	25.6	64-170	37.6	4-17	.235	22-34	.647	15	82	97	3.3	69	1	117	63	15	50	154	5.3					
	Conference-Only...	14-3	306	21.9	17-58	29.3	1-8	.125	9-12	.750	4	36	40	2.9	29	0	37	23	6	15	44	3.1					
15	Davis, Syessence	32-19	859	26.8	49-145	33.8	12-47	.255	16-26	.615	34	78	112	3.5	62	0	124	39	9	105	126	3.9					
	Conference-Only...	18-15	512	28.4	23-82	28.0	4-25	.160	6-11	.545	16	46	62	3.4	38	0	84	27	7	69	56	3.1					
13	Hernandez, Cynthia	27-0	186	6.9	32-82	39.0	27-64	.422	9-11	.818	1	18	19	0.7	22	0	4	3	1	3	100	3.7					
	Conference-Only...	15-0	83	5.5	15-37	40.5	14-31	.452	6-7	.857	1	12	13	0.9	13	0	1	1	0	2	50	3.3					
10	Parker, Shrita	26-0	261	10.0	19-64	29.7	6-31	.194	21-24	.875	12	20	32	1.2	15	0	18	19	0	8	65	2.5					
	Conference-Only...	15-0	148	9.9	12-36	33.3	4-17	.235	12-14	.857	10	12	22	1.5	8	0	11	12	0	2	40	2.7					
43	Butts, Ariel	33-10	361	10.9	26-54	48.1	0-0	0.00	10-20	.500	59	63	122	3.7	81	3	10	30	14	11	62	1.9					
	Conference-Only...	18-7	193	10.7	13-30	56.7	0-0	0.00	3-8	.375	32	33	65	3.6	39	1	6	14	8	4	37	2.1					
20	Evans, Christa	32-5	292	9.1	6-19	31.6	0-0	0.00	3-4	.750	10	20	30	0.9	57	1	5	14	22	4	15	0.5					
	Conference-Only...	18-5	168	9.3	2-9	22.2	0-0	0.00	2-2	1.000	6	9	15	0.8	32	1	2	6	15	3	6	0.3					
05	Parsons, Natalie	13-0	34	2.6	1-5	20.0	1-2	.500	0-0	.000	0	2	2	0.2	1	0	2	1	0	2	3	0.2					
	Conference-Only...	5-0	10	2.0	0-2	0.00	0-1	0.00	0-0	.000	0	0	0	0.0	0	1	0	0	0	0	0	0.0					
33	Allano, Alex	13-0	22	1.7	0-5	0.00	0-1	0.00	0-0	.000	1	2	3	0.2	5	0	1	1	0	1	0	0.0					
	Conference-Only...	5-0	6	1.2	0-4	.000	0-0	0.00	0-0	.000	1	0	1	0.2	2	0	0	0	0	0	0	0.0					
Team											59	66	125				6										
Team											37	27	64				4										
Total.....	33	6650	911-2094	435	75-237	.316	369-530	.696	433	874	1307	39.6	607	9	530	507	159	335	2266	68.7							
Conference-Only...	18	3600	482-1137	424	37-128	.289	200-284	.704	239	454	693	38.5	322	4	276	262	92	182	1201	66.7							
Opponents.....	33	6651	715-1927	371	176-576	.306	412-598	.689	437	832	1269	38.5	523	-	418	628	102	218	2018	61.2							
Conference-Only...	18	3600	406-1039	391	89-294	.303	220-310	.710	232	461	693	38.5	273	3	227	339	56	118	1121	62.3							

Score by Periods	1st	2nd	OT	OT2	Totals
Rutgers	1107	1137	12	10	2266
Opponents	936	1057	12	13	2018

TEAM STATISTICS

	RJ	OPP
SCORING	2266	2018
Points per game	68.7	61.2
Scoring margin	+7.5	-
FIELD GOALS-ATT	911-2094	715-1927
Field goal pct	.435	.371
3 POINT FG-ATT	75-237	176-576
3-point FG pct	.316	.306
3-pt FG made per game	2.3	5.3
FREE THROWS-ATT	369-530	412-598
Free throw pct	.696	.689
F-Throws made per game	11.2	12.5
REBOUNDS	1307	1269
Rebounds per game	39.6	38.5
Rebounding margin	+1.2	-
ASSISTS	530	418
Assists per game	16.1	12.7
TURNOVERS	507	628
Turnovers per game	15.4	19.0
Turnover margin	+3.7	-
Assist/turnover ratio	1.0	0.7
STEALS	335	218
Steals per game	10.2	6.6
BLOCKS	159	102
Blocks per game	4.8	3.1
ATTENDANCE	36138	63854
Home games-Avg/Game	15-2409	15-3330
Neutral site-Avg/Game	-	3-4633

Score by Periods	1st	2nd	OT	OT2	Totals
Rutgers	1107	1137	12	10	2266
Opponents	936	1057	12	13	2018

Date	Opponent	Score
11/14/14	ST. JOSEPH'S	w 76-52
11/18/14	NORTHEASTERN	w 74-60
11/22/14	at LSU	w 64-57
11/25/14	at WAGNER	w 81-53
11/28/14	COLGATE	w 60-44
11/30/14	DAVIDSON	w 100-44
12/04/14	NORTH CAROLINA	Lo2 93-96
12/07/14	at ARKANSAS	w 64-52
12/10/14	at Temple	w 88-55
12/14/14	TENNESSEE	L 45-55
12/20/14	at Iona	w 66-58
* 12/28/14	at Indiana	w 66-51
* 01/01/15	at Ohio State	L 68-85
* 01/04/15	IOWA	L 72-79
* 01/07/15	MICHIGAN	w 81-68
* 01/10/15	at Penn State	w 71-51
* 01/15/15	MARYLAND	L 59-71
* 01/18/15	at Wisconsin	w 73-63
* 01/25/15	MINNESOTA	w 66-61
* 01/29/15	at Purdue University	w 58-49
* 02/01/15	PENN STATE	w 76-65
* 02/05/15	NEBRASKA	w 46-43
* 02/08/15	at Michigan	w 57-50
* 02/10/15	at Maryland	L 69-80
* 02/14/15	PURDUE	w 78-49
* 02/27/15	ILLINOIS	w 80-56
* 02/22/15	at Michigan State	L 50-60
* 02/26/15	at Northwestern	L 60-80
* 03/01/15	INDIANA	w 71-60
! 03/05/15	vs INDIANA	w 63-52
! 03/06/15	vs NORTHWESTERN	L 57-62
@ 03/21/15	vs Seton Hall	w 79-66
@ 03/23/15	at UConn	L 55-91

* = Big Ten Conference game

! = Big Ten Tournament (Hoffman Estates, Ill.)

@ = NCAA Tournament (Storrs, Conn.)

2014-15 TEAM GAME-BY-GAME

Opponent	Date	Score	W/L	Total		3-Pointers		Free throws		Rebounds		Other Stats								
				fg-fga	pct	3fg-fga	pct	ft-fa	pct	off	def	tot	avg	pf	a	lo	blk	stl	pts	avg
ST. JOSEPH'S	11/14/14	76-52	W	30-64	46.9	1-6	1.67	15-22	68.2	15	26	41	41.0	18	15	11	9	10	76	76.0
NORTHEASTERN	11/18/14	74-60	W	33-63	52.4	3-9	3.33	5-6	83.3	10	23	33	37.0	22	23	17	4	9	74	75.0
at LSU	11/22/14	64-57	W	26-67	38.8	0-0	0.00	12-18	66.7	18	29	47	40.3	20	8	17	6	12	64	71.3
at WAGNER	11/25/14	81-53	W	32-59	54.2	3-5	6.00	14-21	66.7	14	29	43	41.0	24	15	22	2	16	81	73.8
COLGATE	11/28/14	60-44	W	26-70	37.1	1-11	0.91	7-15	46.7	18	32	50	42.8	21	15	12	3	9	60	71.0
DAVIDSON	11/30/14	100-44	W	36-63	57.1	5-10	5.00	23-29	79.3	14	31	45	43.2	14	27	18	3	16	100	75.8
NORTH CAROLINA	12/04/14	93-96	Lot	38-86	44.2	5-7	7.14	12-20	60.0	19	34	53	44.6	28	21	24	2	15	93	78.3
at ARKANSAS	12/07/14	64-52	W	25-57	43.9	0-3	0.00	14-18	77.8	7	37	44	44.5	19	17	12	4	6	64	76.5
at Temple	12/10/14	88-55	W	37-66	56.1	1-8	1.25	13-17	76.5	10	30	40	44.0	10	27	11	9	13	88	77.8
TENNESSEE	12/14/14	45-55	L	19-61	31.1	1-5	2.00	6-11	54.5	10	32	42	43.8	18	10	15	8	8	45	74.5
at Iona	12/20/14	66-58	W	25-49	51.0	6-11	5.45	10-15	66.7	11	21	32	42.7	10	18	22	4	12	66	73.7
at Indiana	12/28/14	66-51	W	27-62	43.5	3-8	3.75	9-12	75.0	16	29	45	42.9	22	16	18	3	12	66	73.1
at Ohio State	01/01/15	68-85	L	23-65	35.4	4-9	4.44	18-27	66.7	18	29	47	43.2	23	10	21	6	9	68	72.7
IOWA	01/04/15	72-78	L	27-65	41.5	2-11	1.82	16-18	88.9	18	23	41	43.1	20	17	17	5	3	72	72.6
MICHIGAN	01/07/15	81-68	W	34-64	53.1	1-7	1.43	12-16	75.0	12	21	33	42.4	12	20	12	5	12	81	73.2
at Penn State	01/10/15	71-51	W	28-71	39.4	1-7	1.43	14-17	82.4	13	20	33	41.8	16	18	15	5	22	71	73.1
MARYLAND	01/15/15	59-71	L	23-55	41.8	0-2	0.00	13-19	68.4	13	23	36	41.5	18	13	9	9	8	59	72.2
at Wisconsin	01/18/15	73-63	W	27-71	38.0	6-8	7.50	13-15	86.7	21	18	39	43.2	19	14	9	4	12	73	72.3
MINNESOTA	01/25/15	66-61	W	27-63	42.9	2-5	4.00	10-13	76.9	4	31	35	41.0	20	16	12	6	6	66	71.9
at Purdue University	01/29/15	58-49	W	24-55	43.6	1-4	2.50	9-15	60.0	11	25	36	40.8	18	17	14	6	6	58	71.2
PENN STATE	02/01/15	76-65	W	26-67	38.8	2-8	2.50	22-32	68.8	12	31	43	40.9	20	16	11	5	7	76	71.5
NEBRASKA	02/05/15	46-43	W	19-59	32.2	0-2	0.00	8-15	53.3	16	37	53	41.4	13	6	17	10	9	46	70.3
at Michigan	02/08/15	57-50	W	24-54	44.4	2-4	5.00	7-11	63.6	13	29	42	41.4	16	16	17	6	7	57	69.7
at Maryland	02/10/15	69-80	L	27-65	41.5	2-6	3.33	13-13	1,000	21	15	36	41.2	18	14	19	4	5	69	69.7
PURDUE	02/14/15	78-49	W	36-67	52.9	2-9	2.22	4-8	50.0	10	25	35	41.0	19	20	10	2	16	78	70.0
ILLINOIS	02/27/15	80-56	W	32-58	55.2	3-7	4.29	13-18	72.2	10	25	35	40.7	16	18	13	6	8	80	70.4
at Michigan State	02/22/15	50-60	L	20-64	31.3	3-14	2.14	7-11	63.6	9	23	32	40.4	20	14	14	1	15	50	69.7
at Northwestern	02/26/15	60-80	L	26-64	40.6	2-11	1.82	6-13	46.2	11	26	37	40.3	17	13	14	3	7	60	69.3
INDIANA	03/01/15	71-60	W	32-67	47.8	1-6	1.67	6-11	54.5	11	24	35	40.1	15	18	10	4	15	71	69.4
vs INDIANA	03/05/15	63-52	W	28-63	44.4	2-5	4.00	5-6	83.3	12	26	38	40.0	15	21	11	5	6	63	69.2
vs NORTHWESTERN	03/06/15	57-62	L	23-61	37.7	2-7	2.86	9-13	69.2	13	18	31	39.7	26	15	19	3	12	57	68.8
vs Seton Hall	03/21/15	74-66	W	26-55	47.3	7-13	5.38	20-29	69.0	12	33	45	39.9	23	15	20	4	6	79	69.1
at UConn	3/23/15	55-91	L	25-73	34.2	1-9	1.11	4-6	66.7	11	19	30	39.6	17	7	14	2	5	55	68.7
Rutgers	2266			911-2094	435	75-237	316	369-530	696	433	874	1307	39.6	607	530	507	159	335	2266	68.7
Opponents	2018			715-1927	371	176-576	306	412-598	689	437	832	1269	38.5	523	628	102	218	218	61.2	

PLAYERS

COACHES

OUTLOOK

REVIEW

RUTGERS

HISTORY

MEDIA

2014-15 COMPARISON STATS

Opponent	1st	2nd	Score	Mar	Total FG	FG Pct	3-Pointers	3FG Pct	Free Throws	FT Pct	Rebounds	Assist	T/Ovr	Block	Steal	Fouls	
ST. JOSEPH'S	3024	4628	76-52	+24	30-64/58	46.9/31.0	1-6/4-14	16.7/28.6	15-22/12-22	68.2/54.5	41/39	+2	15/12	11/21	9/3	10/1	18/20
NORTHEASTERN	3525	3935	74-60	+14	33-63/48	52.4/36.7	3-9/9-23	33.3/39.1	5-6/15-18	83.3/83.3	33/29	+4	23/13	17/22	4/0	9/5	22/21
LSU	3227	3230	64-57	+7	26-67/63	38.8/31.7	0-0/4-13	0.0/30.8	12-18/11-17	66.7/76.5	47/45	+2	8/10	17/21	6/3	16/8	20/20
Wagner	5037	3176	81-53	+28	32-59/51	54.2/29.4	3-5/9-23	60.0/39.1	14-21/14-26	66.7/53.8	43/28	+15	15/16	22/25	2/1	16/6	24/24
COLGATE	3824	2220	60-44	+16	26-70/56	37.1/26.6	1-11/1-17	0.9/11.7	7-15/9-18	46.7/50.0	50/45	+5	15/10	12/18	3/1	9/3	21/18
DAVIDSON	5517	4527	100-44	+56	36-63/38	57.1/29.3	5-10/5-19	50.0/26.3	23-29/9-8	79.3/62.5	45/30	+15	27/12	18/29	3/2	16/6	14/22
NORTH CAROLINA	3329	3842	93-96	(3)	38-86/70	44.2/50.0	5-7/8-23	71.4/34.8	12-20/10-19	60.0/52.1	53/41	+12	21/22	24/21	2/10	15/10	28/18
Arkansas	3624	2826	64-52	+12	25-57/64	43.9/26.1	0-3/4-18	0.0/22.2	14-18/13-19	77.8/63.2	44/38	+6	17/12	12/9	3/2	4/2	19/15
Temple	4527	4328	88-55	+33	37-62/66	56.1/30.3	1-8/8-24	12.5/33.3	13-17/10-16	76.5/70.0	40/37	+3	27/16	11/21	9/3	13/4	10/15
TENNESSEE	2320	2235	45-55	(10)	19-61/49	31.1/27.5	1-5/1-10	20.0/10.0	6-11/16-20	54.5/60.0	42/54	(12)	10/7	15/13	8/3	8/9	18/14
Iona	2827	3831	66-58	+8	25-49/52	51.0/38.5	6-11/8-23	54.5/34.8	10-15/10-10	66.7/100.0	32/27	+5	18/9	22/21	4/1	12/13	10/13
Indiana	2824	3827	66-51	+15	27-62/50	43.5/30.0	3-8/6-23	37.5/26.1	9-12/15-23	75.0/65.2	45/33	+12	16/7	18/21	3/0	12/6	22/18
Ohio State	2740	4145	68-85	(17)	24-55/72	35.4/31.7	4-9/7-23	44.4/30.4	18-27/18-23	66.7/78.3	47/44	+3	10/15	21/15	6/8	9/2	23/19
IOWA	3034	4245	72-79	(7)	27-62/59	41.5/51.8	2-11/10-22	18.2/45.5	16-18/11-24	88.9/48.4	41/34	+7	17/19	17/17	5/3	3/0	20/17
MICHIGAN	4225	3943	81-68	+13	34-64/62	53.1/45.2	1-7/5-10	14.3/50.0	12-16/17-18	75.0/87.5	33/34	(0)	20/18	12/21	5/2	12/8	12/14
Penn State	3529	3622	71-51	+20	28-71/59	39.4/38.8	1-7/2-7	14.3/42.9	14-17/10-11	82.4/90.9	33/40	(7)	18/12	15/8	5/6	22/9	16/18
MARYLAND	3640	2331	59-71	(12)	23-52/61	41.8/41.0	0-2/4-12	0.0/33.3	13-19/11-22	68.4/73.3	36/39	(3)	13/13	19/14	9/2	8/8	18/18
Wisconsin	3529	3834	73-63	+10	27-71/62	38.0/42.3	6-8/3-15	75.0/20.0	13-15/16-18	86.7/88.9	39/36	+3	14/10	9/16	4/5	12/5	19/10
MINNESOTA	3731	2930	66-61	+5	27-62/69	42.9/37.7	2-5/5-15	40.0/33.3	10-13/4-8	76.9/50.0	35/48	(13)	16/15	12/17	8/4	6/5	20/16
Purdue University	2622	3227	58-49	+9	24-55/75	43.6/34.0	1-4/2-10	25.0/20.0	9-15/13-18	60.0/72.2	36/33	+3	17/8	14/18	6/3	9/6	18/17
PENN STATE	3728	3937	76-65	+11	26-67/61	38.8/39.3	2-8/3-9	25.0/33.3	22-32/14-24	68.8/58.3	43/47	(4)	16/12	11/17	5/4	7/4	20/24

2014-15 GAME-BY-GAME LEADERS

Opponent	Date	Score	Points	Rebounds	Assists	Steals	Blocked shots
ST. JOSEPH'S NORTHEASTERN at LSU	11/14/14	76-52	23-Scaife, Tyler	13-Laney, Betnijah	8-Canty, Briyona	3-Laney, Betnijah	5-Hollivay, Rachel
	11/18/14	74-60	15-Scaife, Tyler	13-Laney, Betnijah	10-Canty, Briyona	3-Canty, Briyona	2-Scaife, Tyler
	11/22/14	64-57	16-Scaife, Tyler	16-Laney, Betnijah	2-Copper, Kahleah Scaife, Tyler Laney, Betnijah	3-Laney, Betnijah Scaife, Tyler Canty, Briyona	5-Hollivay, Rachel
at Wagner	11/25/14	81-53	22-Laney, Betnijah	11-Laney, Betnijah	6-Scaife, Tyler	6-Canty, Briyona	1-Hollivay, Rachel Butts, Ariel
COLGATE	11/28/14	60-44	17-Laney, Betnijah Copper, Kahleah	18-Laney, Betnijah	5-Canty, Briyona	2-Davis, Syessence Parker, Shrita Laney, Betnijah	2-Evans, Christa
DAVIDSON NORTH CAROLINA	11/30/14	100-44	23-Scaife, Tyler	12-Laney, Betnijah	8-Davis, Syessence	8-Davis, Syessence	2-Hollivay, Rachel
	12/04/14	93-96	25-Scaife, Tyler	24-Laney, Betnijah	9-Davis, Syessence	4-Scaife, Tyler Laney, Betnijah Davis, Syessence	2-Butts, Ariel
at Arkansas	12/07/14	64-52	17-Copper, Kahleah	11-Laney, Betnijah	8-Canty, Briyona	2-Laney, Betnijah	1-Hollivay, Rachel Laney, Betnijah Scaife, Tyler
at Temple	12/10/14	88-55	20-Laney, Betnijah Copper, Kahleah	8-Canty, Briyona	6-Scaife, Tyler	5-Canty, Briyona	4-Hollivay, Rachel
TENNESSEE	12/14/14	45-55	22-Scaife, Tyler	10-Hollivay, Rachel	4-Scaife, Tyler	2-Canty, Briyona Scaife, Tyler	3-Scaife, Tyler Hollivay, Rachel
at Iona	12/20/14	66-58	19-Copper, Kahleah	10-Davis, Syessence Hollivay, Rachel	9-Davis, Syessence	5-Davis, Syessence	2-Hollivay, Rachel
at Indiana	12/28/14	66-51	20-Laney, Betnijah	12-Hollivay, Rachel	6-Davis, Syessence	6-Davis, Syessence	1-Evans, Christa Canty, Briyona Hollivay, Rachel
at Ohio State	01/01/15	68-85	23-Laney, Betnijah	12-Laney, Betnijah	3-Davis, Syessence	6-Davis, Syessence	4-Hollivay, Rachel
IOWA	01/04/15	72-79	22-Copper, Kahleah	13-Laney, Betnijah	5-Laney, Betnijah	2-Davis, Syessence	3-Hollivay, Rachel
MICHIGAN	01/07/15	81-68	20-Laney, Betnijah Scaife, Tyler	10-Laney, Betnijah	8-Davis, Syessence	5-Laney, Betnijah	4-Hollivay, Rachel
at Penn State	01/10/15	71-51	23-Copper, Kahleah	9-Laney, Betnijah	8-Davis, Syessence	10-Davis, Syessence	2-Hollivay, Rachel Evans, Christa
MARYLAND at Wisconsin	01/15/15	59-71	16-Copper, Kahleah	8-Copper, Kahleah	6-Davis, Syessence	3-Davis, Syessence	6-Hollivay, Rachel
	01/18/15	73-63	17-Hernandez, Cynthi	11-Laney, Betnijah	5-Canty, Briyona	3-Davis, Syessence Laney, Betnijah	2-Scaife, Tyler
MINNESOTA	01/25/15	66-61	28-Scaife, Tyler	6-Canty, Briyona Davis, Syessence Copper, Kahleah Laney, Betnijah	8-Canty, Briyona	2-Davis, Syessence Laney, Betnijah	3-Hollivay, Rachel
at Purdue University	01/29/15	58-49	21-Copper, Kahleah	14-Laney, Betnijah	6-Canty, Briyona	4-Davis, Syessence	3-Evans, Christa Hollivay, Rachel
PENN STATE NEBRASKA at Michigan	02/01/15	76-65	25-Copper, Kahleah	14-Laney, Betnijah	6-Scaife, Tyler	3-Davis, Syessence	2-Evans, Christa
	02/05/15	46-43	16-Laney, Betnijah	14-Laney, Betnijah	2-Laney, Betnijah	5-Davis, Syessence	4-Hollivay, Rachel
	02/08/15	57-50	17-Laney, Betnijah	10-Laney, Betnijah	7-Laney, Betnijah	2-Copper, Kahleah Laney, Betnijah	4-Hollivay, Rachel
at Maryland	02/10/15	69-80	22-Laney, Betnijah	8-Copper, Kahleah	8-Davis, Syessence	2-Copper, Kahleah Hollivay, Rachel	3-Butts, Ariel
PURDUE ILLINOIS	02/14/15	78-49	24-Copper, Kahleah	8-Butts, Ariel	5-Canty, Briyona	7-Davis, Syessence	2-Hollivay, Rachel
	02/27/15	80-56	21-Scaife, Tyler	7-Butts, Ariel	7-Laney, Betnijah Davis, Syessence	5-Davis, Syessence	3-Hollivay, Rachel
at Michigan State	02/22/15	50-60	20-Copper, Kahleah	7-Copper, Kahleah	4-Davis, Syessence Scaife, Tyler	4-Davis, Syessence Canty, Briyona	1-Hollivay, Rachel
at Northwestern	02/26/15	60-80	21-Laney, Betnijah	11-Laney, Betnijah	5-Davis, Syessence	2-Davis, Syessence Copper, Kahleah Canty, Briyona	1-Evans, Christa Davis, Syessence Scaife, Tyler
INDIANA	03/01/15	71-60	24-Copper, Kahleah	13-Laney, Betnijah	5-Davis, Syessence Laney, Betnijah	5-Davis, Syessence	3-Davis, Syessence
vs INDIANA	03/05/15	63-52	16-Copper, Kahleah	15-Laney, Betnijah	10-Canty, Briyona	2-Canty, Briyona Davis, Syessence	2-Canty, Briyona
vs NORTHWESTERN	03/06/15	57-62	14-Copper, Kahleah	8-Laney, Betnijah	6-Canty, Briyona	4-Canty, Briyona	2-Evans, Christa
vs Seton Hall	03/21/15	79-66	21-Copper, Kahleah Scaife, Tyler	12-Laney, Betnijah	4-Scaife, Tyler	2-Laney, Betnijah Canty, Briyona	3-Hollivay, Rachel
at UConn	03/23/15	55-91	16-Scaife, Tyler	6-Butts, Ariel	2-Scaife, Tyler Parker, Shrita	2-Parker, Shrita	1-Hollivay, Rachel Hernandez, Cynthia

PLAYERS

COACHES

OUTLOOK

REVIEW

RUTGERS

HISTORY

MEDIA

RUTGERS GAME HIGHS

POINTS	100	DAVIDSON (11/30/14)
	93	NORTH CAROLINA (12/04/14)
	81	at Temple (12/10/14)
	81	MICHIGAN (01/07/15)
	81	at Wagner (11/25/14)
FIELD GOALS MADE	36	NORTH CAROLINA (12/04/14)
	37	at Temple (12/10/14)
FIELD GOAL ATTEMPTS	86	NORTH CAROLINA (12/04/14)
	73	at UConn (03/23/15)
FIELD GOAL PERCENTAGE	.571 (36-63)	DAVIDSON (11/30/14)
	.561 (37-66)	at Temple (12/10/14)
3 PT FIELD GOALS MADE	7	vs Seton Hall (03/21/15)
	6	at Wisconsin (01/18/15)
	6	at Iowa (12/20/14)
3 PT FG ATTEMPTS	14	at Michigan State (02/22/15)
	13	vs Seton Hall (03/21/15)
3 PT FG PERCENTAGE	.750 (6-8)	at Wisconsin (01/18/15)
	.714 (5-7)	NORTH CAROLINA (12/04/14)
FREE THROWS MADE	23	DAVIDSON (11/30/14)
	22	PENN STATE (02/01/15)
FREE THROW ATTEMPTS	29	vs Seton Hall (03/21/15)
	29	DAVIDSON (11/30/14)
FREE THROW PERCENTAGE	1.000 (13-13)	at Maryland (02/10/15)
	.880 (16-18)	IOWA (01/04/15)
REBOUNDS	53	NEBRASKA (02/05/15)
	53	NORTH CAROLINA (12/04/14)
ASSISTS	27	at Temple (12/10/14)
	27	DAVIDSON (11/30/14)
STEALS	22	at Penn State (01/10/15)
	16	PURDUE (02/14/15)
	16	DAVIDSON (11/30/14)
	16	at Wagner (11/25/14)
BLOCKED SHOTS	10	NEBRASKA (02/05/15)
	9	MARYLAND (01/15/15)
	9	at Temple (12/10/14)
	9	ST. JOSEPH'S (11/14/14)
TURNOVERS	24	NORTH CAROLINA (12/04/14)
	22	at Iowa (12/20/14)
	22	at Wagner (11/25/14)
FOULS	28	NORTH CAROLINA (12/04/14)
	26	vs NORTHWESTERN (03/06/15)

Points	28	Scaife, Tyler vs Minnesota (01/25/15)
	25	Copper, Kahleah vs Penn State (02/01/15)
	25	Scaife, Tyler vs North Carolina (12/04/14)
	24	Copper, Kahleah vs Indiana (03/01/15)
	24	Copper, Kahleah vs Purdue (02/14/15)
	24	Laney, Bethajah vs North Carolina (12/04/14)
Field Goals Made	12	Copper, Kahleah vs Purdue (02/14/15)
	12	Scaife, Tyler vs Minnesota (01/25/15)
Field Goal Att.	27	Scaife, Tyler vs North Carolina (12/04/14)
	24	Scaife, Tyler vs Iowa (01/04/15)
FG Pct (min 5 made)	83.3 (5-6)	Hollivay, Rachel at Wisconsin (01/18/15)
	83.3 (5-6)	Hernandez, Cynthia at Wisconsin (01/18/15)
	83.3 (5-6)	Hollivay, Rachel at Temple (12/10/14)
3-Point FG Made	5	Hernandez, Cynthia at Wisconsin (01/18/15)
	4	Laney, Bethajah vs Seton Hall (03/21/15)
3-Point FG Att.	6	Laney, Bethajah vs Seton Hall (03/21/15)
	6	Hernandez, Cynthia vs Colgate (11/28/14)
3-Pt FG Pct (min 2 made)	1.000 (5-5)	Hernandez, Cynthia at Wisconsin (01/18/15)
	1.000 (2-2)	Hernandez, Cynthia vs INDIANA (03/05/15)
	1.000 (2-2)	Hernandez, Cynthia vs Illinois (02/27/15)
	1.000 (2-2)	Laney, Bethajah at Maryland (02/10/15)
	1.000 (2-2)	Scaife, Tyler vs Davidson (11/30/14)
Free Throws Made	10	Laney, Bethajah vs Penn State (02/01/15)
	7	Scaife, Tyler vs Seton Hall (03/21/15)
	7	Copper, Kahleah vs Seton Hall (03/21/15)
	7	Copper, Kahleah at Iowa (12/20/14)
	7	Copper, Kahleah at Arkansas (12/07/14)
Free Throw Att.	12	Laney, Bethajah vs Penn State (02/01/15)
	11	Copper, Kahleah vs Seton Hall (03/21/15)
	11	Copper, Kahleah at Iowa (12/20/14)
FT Pct (min 3 made)	1.000 (6-6)	Laney, Bethajah vs Nebraska (02/05/15)
	1.000 (6-6)	Scaife, Tyler at Indiana (12/28/14)
	1.000 (5-5)	Hollivay, Rachel at LSU (11/22/14)
	1.000 (4-4)	Hollivay, Rachel vs Illinois (02/27/15)
	1.000 (4-4)	Laney, Bethajah at Maryland (02/10/15)
	1.000 (4-4)	Laney, Bethajah at Wisconsin (01/18/15)
	1.000 (4-4)	Laney, Bethajah vs Penn State (01/10/15)
	1.000 (4-4)	Parker, Shrita vs Iowa (01/04/15)
	1.000 (4-4)	Parker, Shrita at Temple (12/10/14)
	1.000 (4-4)	Copper, Kahleah at Temple (12/10/14)
	1.000 (4-4)	Canty, Bryona vs St. Joseph's (11/14/14)
	1.000 (3-3)	Copper, Kahleah at UConn (03/23/15)
	1.000 (3-3)	Copper, Kahleah at Maryland (02/10/15)
	1.000 (3-3)	Scaife, Tyler vs Penn State (02/01/15)
Rebounds	24	Laney, Bethajah vs North Carolina (12/04/14)
	18	Laney, Bethajah vs Colgate (11/28/14)
	18	Canty, Bryona vs INDIANA (03/05/15)
Assists	10	Canty, Bryona vs Northeastern (11/18/14)
	10	Davis, Syessence at Penn State (01/10/15)
Steals	8	Davis, Syessence vs Davidson (11/30/14)
	6	Hollivay, Rachel vs Maryland (01/15/15)
Blocked Shots	5	Hollivay, Rachel at LSU (11/22/14)
	5	Hollivay, Rachel vs St. Joseph's (11/14/14)
	5	Scaife, Tyler vs North Carolina (12/04/14)
Turnovers	7	Canty, Bryona vs NORTHWESTERN (03/06/15)
	6	Laney, Bethajah at UConn (03/23/15)
	6	Laney, Bethajah at Penn State (01/10/15)
	6	Laney, Bethajah vs North Carolina (12/04/14)
	6	Hollivay, Rachel vs Seton Hall (03/21/15)
Fouls	5	Butts, Ariel at NORTHWESTERN (03/06/15)
	5	Butts, Ariel at Northwestern (02/26/15)
	5	Hollivay, Rachel at Purdue University (01/29/15)
	5	Evans, Christa at Purdue University (01/29/15)
	5	Copper, Kahleah at Ohio State (01/01/15)
	5	Butts, Ariel vs North Carolina (12/04/14)
	5	Canty, Bryona vs North Carolina (12/04/14)
	5	Copper, Kahleah vs Colgate (11/28/14)
Minutes	50	Laney, Bethajah vs North Carolina (12/04/14)

OPPONENT GAME HIGHS

POINTS	96	NORTH CAROLINA (12/04/14)
	91	at UConn (03/23/15)
	85	at Ohio State (01/01/15)
	80	at Northwestern (02/26/15)
	80	at Maryland (02/10/15)
FIELD GOALS MADE	35	NORTH CAROLINA (12/04/14)
	32	at UConn (03/23/15)
	32	at Northwestern (02/26/15)
FIELD GOAL ATTEMPTS	72	at Ohio State (01/01/15)
	70	NORTH CAROLINA (12/04/14)
FIELD GOAL PERCENTAGE	.518 (22-56)	IOWA (01/04/15)
	.508 (30-59)	at Maryland (02/10/15)
3 PT FIELD GOALS MADE	11	at UConn (03/23/15)
	10	IOWA (01/04/15)
3 PT FG ATTEMPTS	30	NEBRASKA (02/05/15)
	25	at Michigan (02/08/15)
3 PT FG PERCENTAGE	.500 (5-10)	MICHIGAN (01/07/15)
	.458 (11-24)	at UConn (03/23/15)
FREE THROWS MADE	18	vs NORTHWESTERN (03/06/15)
	18	at Michigan State (02/22/15)
	18	at Ohio State (01/01/15)
	18	NORTH CAROLINA (12/04/14)
FREE THROW ATTEMPTS	29	vs NORTHWESTERN (03/06/15)
	29	NORTH CAROLINA (12/04/14)
FREE THROW PERCENTAGE	1.000 (10-10)	at Iowa (12/20/14)
	.929 (13-14)	at Michigan (02/08/15)
REBOUNDS	54	TENNESSEE (12/14/14)
	53	at UConn (03/23/15)
ASSISTS	22	NORTH CAROLINA (12/04/14)
	13	at Iowa (12/20/14)
	12	at Ohio State (01/01/15)
BLOCKED SHOTS	10	NORTH CAROLINA (12/04/14)
	8	at Northwestern (02/26/15)
	8	at Ohio State (01/01/15)
	8	vs Penn State (02/01/15)
TURNOVERS	29	DAVIDSON (11/30/14)
	24	vs Seton Hall (03/21/15)
FOULS	24	PENN STATE (02/01/15)
	24	at Wagner (11/25/14)

Points	36	Zahui, Amanda vs Minnesota (01/25/15)
	33	Kelsey Mitchell at Ohio State (01/01/15)
	29	Allisha Gray vs North Carolina (12/04/14)
	24	Laurin King vs Maryland (01/15/15)
	23	Mosqueda-Lewis, K. at UConn (03/23/15)
	23	Goree, Cyessa vs Michigan (01/07/15)
Field Goals Made	15	Zahui, Amanda vs North Carolina (01/25/15)
	11	Goree, Cyessa vs Michigan (01/07/15)
Field Goal Att.	33	Zahui, Amanda vs Minnesota (01/25/15)
	28	Laudermilch, Teara vs Nebraska (02/05/15)
FG Pct (min 5 made)	72.7 (6-11)	Jefferson, Monia at Northwestern (03/06/15)
	71.4 (5-7)	Deary, Ashley vs NORTHWESTERN (03/06/15)
	71.4 (5-7)	Agee, Candice at Penn State (01/10/15)
	71.4 (5-7)	Lisa Blair at Ohio State (01/01/15)
3-Point FG Made	6	Dixon, Melissa vs Iowa (01/04/15)
	5	Mosqueda-Lewis, K. at UConn (03/23/15)
3-Point FG Att.	5	Montagnie, Tiffany vs Northeastern (11/18/14)
	5	Laudermilch, Teara vs Nebraska (02/05/15)
	5	Thompson, Siera at Michigan (02/08/15)
3-Pt FG Pct (min 2 made)	1.000 (3-3)	Lionie Brown at Maryland (02/10/15)
	1.000 (3-3)	Rowe, Linday at Wagner (11/25/14)
Free Throws Made	11	Tyra Buss vs Indiana (03/01/15)
	11	Kelsey Mitchell at Ohio State (01/01/15)
Free Throw Att.	12	Tyra Buss vs Indiana (03/01/15)
	12	Powers, Ariel at Michigan State (02/22/15)
FT Pct (min 3 made)	1.000 (11-11)	Kelsey Mitchell at Ohio State (01/01/15)
	1.000 (6-6)	Lyon, Maggie vs NORTHWESTERN (03/06/15)
	1.000 (6-6)	Martinez, Damka at Iowa (12/20/14)
	1.000 (4-4)	Stewart, Kazzy vs Northeastern (11/18/14)
	1.000 (5-5)	Laurin King vs Maryland (02/10/15)
	1.000 (4-4)	Mosqueda-Lewis, K. at UConn (03/23/15)
	1.000 (4-4)	Amanda Cahill vs Indiana (03/01/15)
	1.000 (4-4)	Lyon, Maggie at Northwestern (02/26/15)
	1.000 (4-4)	Cohen, Alex at Northwestern (02/26/15)
	1.000 (4-4)	Smith, Shannon at Michigan (02/08/15)
	1.000 (4-4)	Flanery, Katelynn at Michigan (02/08/15)
	1.000 (4-4)	Thompson, Siera at Michigan (02/08/15)
	1.000 (4-4)	Cady, Emily vs Nebraska (02/05/15)
	1.000 (4-4)	Keays, Andrea at Purdue University (01/29/15)
	1.000 (4-4)	Rochel, Cassie at Wisconsin (01/18/15)
	1.000 (4-4)	Sparrn, Lindsey at Penn State (01/10/15)
	1.000 (4-4)	Messergale, Ariel vs Tennessee (12/14/14)
	1.000 (4-4)	Bojkin, Sheila at LSU (11/22/14)
Rebounds	18	Powers, Ariel at Michigan State (02/22/15)
	15	Zahui, Amanda vs Minnesota (01/25/15)
Assists	11	Mulaney, Shyanne vs Minnesota (01/25/15)
	11	Cloud, Natasha vs St. Joseph's (11/14/14)
Steals	5	Brittany Rountree vs North Carolina (12/04/14)
	4	Deary, Ashley vs NORTHWESTERN (03/06/15)
	4	Tyra Buss vs INDIANA (03/05/15)
	4	Deary, Ashley at Northwestern (02/26/15)
	4	S. Walker-Kimball at Maryland (02/01/15)
	4	Laudermilch, Teara vs Nebraska (02/05/15)
	4	Lizarracu, Marina at Iowa (12/20/14)
	4	Adams, Joy at Iowa (12/20/14)
Blocked Shots	6	Stephanie Mavunga vs North Carolina (12/04/14)
	6	Cohen, Alex at Northwestern (02/26/15)
	5	Lisa Blair at Ohio State (01/01/15)
Turnovers	11	Sparrn, Lindsey at Penn State (01/10/15)
	8	Powers, Ariel at Michigan State (02/22/15)
	8	Mulaney, Shyanne vs Minnesota (01/25/15)
	8	SIMMONS, Ka-Debra vs Seton Hall (03/21/15)
Fouls	5	Karlee McBride vs Indiana (03/01/15)
	5	Agee, Candice vs Penn State (02/01/15)
	5	Bronna Jones vs Maryland (01/15/15)
	5	Stephanie Mavunga vs North Carolina (12/04/14)
	5	Cleaverch, Melissa vs Davidson (11/30/14)
	5	Jones, Ann at LSU (11/22/14)
	5	Pedersen, Anne at LSU (11/22/14)
	5	Fairbanks, Sarah vs St. Joseph's (11/14/14)

PLAYERS

COACHES

OUTLOOK

REVIEW

RUTGERS

HISTORY

MEDIA

2014-15 GAME BY GAME
LEADERS/CO-LEADERS

Scoring	14-15	Career
Kahleah Copper	15	34
Betnijah Laney	10	20
Tyler Scaife	11	30
Cynthia Hernandez	1	1

20-pt scorers	14-15	Career
Kahleah Copper	11	22
Tyler Scaife	10	17
Betnijah Laney	8	12

Double-Figure Scoring	14-15	Career
Betnijah Laney	29	72
Kahleah Copper	27	62
Tyler Scaife	25	54
Rachel Hollivay	9	25
Briyona Canty	4	17
Syessence Davis	1	5
Cynthia Hernandez	1	1

Double-Doubles	14-15	Career
Betnijah Laney	20	35
Briyona Canty	1	2
Syessence Davis	1	1

Rebounding	14-15	Career
Betnijah Laney	23	55
Kahleah Copper	4	15
Rachel Hollivay	3	14
Ariel Butts	3	5
Syessence Davis	2	6
Briyona Canty	2	5

Double-Digit Rebounding	14-15	Career
Betnijah Laney	21	39
Rachel Hollivay	2	5
Syessence Davis	1	1
Ariel Butts	1	1
Kahleah Copper	-	5
Briyona Canty	-	1

Assists	14-15	Career
Syessence Davis	13	47
Briyona Canty	10	25
Tyler Scaife	7	15
Betnijah Laney	6	21
Kahleah Copper	1	3
Shrita Parker	1	1

5+ Assists	14-15	Career
Briyona Canty	14	21
Syessence Davis	13	39
Betnijah Laney	5	11
Tyler Scaife	5	10
Kahleah Copper	-	3

Double-Digit Assists	14-15	Career
Briyona Canty	2	2
Syessence Davis	-	1

Steals	14-15	Career
Syessence Davis	20	59
Betnijah Laney	10	25
Briyona Canty	9	22
Kahleah Copper	3	8
Tyler Scaife	3	8
Shrita Parker	2	2
Rachel Hollivay	1	3

3+ Steals	14-15	Career
Syessence Davis	16	49
Betnijah Laney	8	18
Briyona Canty	7	17
Tyler Scaife	4	10
Kahleah Copper	2	8
Ariel Butts	2	2
Rachel Hollivay	1	2
Christa Evans	-	1
Alexis Burke	-	1

Blocked Shots	14-15	Career
Rachel Hollivay	23	63
Christa Evans	7	22
Tyler Scaife	5	6
Ariel Butts	3	7
Syessence Davis	2	7
Briyona Canty	2	7
Betnijah Laney	1	7

3+ Blocks	14-15	Career
Rachel Hollivay	14	37
Ariel Butts	1	2
Tyler Scaife	1	2
Christa Evans	1	1
Syessence Davis	1	1
Cynthia Hernandez	1	1

RUTGERS RECORD WHEN...

at home.....	11-4
on road.....	10-4
at neutral sites.....	2-2
games decided by 3 pts or less.....	1-1
games decided by 4-10 points.....	5-4
games decided by 11-20 points.....	11-4
games decided by more than 20 pts.....	6-1
overtime/double overtime.....	0-1
vs. top 25 teams (AP & Coaches Polls).....	3-8
vs. top 10 teams (AP & Coaches Polls).....	0-5
scoring first.....	12-4
leading at the half.....	23-3
trailing at the half.....	0-7
tied at the half.....	0-0
leading with 10:00 remaining.....	23-2
trailing with 10:00 remaining.....	0-8
tied with 10:00 remaining.....	0-0
leading with 5:00 remaining.....	23-1
trailing with 5:00 remaining.....	0-9
tied with 5:00 remaining.....	0-0
shooting less than 30%.....	0-0
shooting 30-39%.....	5-5
shooting 40-49%.....	11-5
shooting 50% or better.....	7-0
opponent shoots 45% or better.....	1-6
opponent shoots less than 45%.....	22-4
scoring less than 50 points.....	1-1
scoring 50-59 points.....	2-4
scoring 60-69 points.....	8-3
scoring 70-79 points.....	7-1
scoring 80 or more points.....	5-1
opponent scores less than 50 points.....	4-0
opponent scores 50-59 points.....	13-1
opponent scores 60-69 points.....	6-2
opponent scores 70-79 points.....	0-2
opponent scores 80 or more points.....	0-5
RU out-rebounds opponent.....	16-3
opponent out-rebounds RU.....	5-7

RU equals opponent in rebounds.....	2-0
RU shoots 75% or better from the FT line.....	7-4
RU has more FT attempts.....	13-1
opponent has more FT attempts.....	9-9
RU equals opponent in FT attempts.....	1-0
RU shoots 40% or better from '3'.....	9-3
opponent shoots 40% or better from '3'.....	4-4
attempting more three pointers than opponent.....	0-0
attempting fewer three pointers than opponent.....	22-9
attempting same number of three pointers.....	1-1
RU has more turnovers than opponent.....	5-5
RU has fewer turnovers than opponent.....	18-3
RU and opponent have equal turnovers.....	0-2
RU has 10 or more steals.....	13-3
RU has 9 or fewer steals.....	10-7
bench outscores opponent bench.....	14-4
bench is outscored by opponent bench.....	9-5
benches score equal amount of points.....	0-1
scoring more points in the paint.....	17-1
scoring fewer points in the paint.....	3-8
scoring same amount of points in the paint.....	3-1
scoring more second chance points.....	12-6
scoring fewer second chance points.....	9-4
scoring same amount of second chance points.....	2-0
scoring more points off turnovers.....	18-1
scoring fewer points off turnovers.....	4-6
scoring same amount of points off turnovers.....	1-3
scoring more fast break points.....	22-6
scoring fewer fast break points.....	1-4
scoring same amount of fast break points.....	0-0
when one or fewer players score in double figures.....	0-1
when two players score double figures.....	4-2
when three or more players score double figures.....	19-7
November.....	6-0
December.....	4-2
January.....	5-3
February.....	5-3
March.....	3-2
In televised games.....	8-8



P A R T



RUTGERS UNIVERSITY

Robert L. Barchi, President.....92
Julie Hermann, Athletic Director..94

Athletic Administration96



Robert Barchi is the 20th president of Rutgers, The State University of New Jersey, a 65,000-student comprehensive research institution marking its 250th anniversary in 2016.

President Barchi has overseen formation of Rutgers Biomedical and Health Sciences, a major division of the university established in 2013 when, through restructuring leg-

islation signed by Governor Chris Christie, most units of the former University of Medicine and Dentistry of New Jersey were integrated into Rutgers. Soon after arriving at Rutgers in 2012, President Barchi led development of an ambitious universitywide strategic plan, the first at Rutgers in nearly 20 years, and a corresponding physical master plan. He guided Rutgers' entry into the Big Ten Athletic Conference, a group

of similarly sized leading research institutions, and the conference's academic consortium, the Committee on Institutional Cooperation.

Dr. Barchi has also overseen the launch or completion of many key capital projects across Rutgers, including the New Jersey Institute for Food, Nutrition and Health, an Honors College, new or expanded facilities for chemistry, life sciences,



ROBERT L. BARCHI

PRESIDENT OF THE UNIVERSITY

nursing, engineering, and pharmacy, and the first new academic facility built on the historic College Avenue Campus since the 1960s.

From 2004 to 2012, Dr. Barchi served as president of Thomas Jefferson University in Philadelphia, nationally regarded as a top university dedicated to health sciences education and research. Prior to Jefferson, he was provost and chief academic officer of the University of Pennsylvania, an Ivy League institution founded in 1740.

Dr. Barchi was born in Philadelphia but spent his formative years not far from Rutgers in Westfield, N.J. He received his B.S. and M.S. degrees from Georgetown University, and Ph.D. and M.D. degrees from the University of Pennsylvania. He completed specialty training at the Hospital of the University of Pennsylvania and holds board certification in neurology. Throughout his career, Dr. Barchi has been active as a teacher and as an NIH-funded researcher in the fields of neuroscience and neurology, and he has published extensively in his field. He was elected to the Institute of Medicine of the National Academy of Sciences in recognition of his pioneering research on the structure and function of voltage-gated ion channels in nerve and muscle, and on the role these critical molecules can play in human disease.

In 1972, Dr. Barchi began his academic career as a faculty member at Penn. Within a decade, he rose to become the David Mahoney Professor of Neurological Sciences. Between 1983 and 1996, he served as director of the Mahoney Insti-

tute of Neurological Sciences—an interdisciplinary, universitywide entity that he expanded to become the focus for Penn's growth in neuroscience, encompassing the intellectual activities of more than 120 faculty members. Dr. Barchi founded the Department of Neuroscience at Penn and served as its first chair; he also served as chair of the Department of Neurology. He was named the Fairhill Professor in 2002, a position that he still holds in emeritus status.

The University of Pennsylvania named Dr. Barchi as its provost and chief academic officer in 1999, and he served in this capacity until 2004. As provost, Dr. Barchi had responsibility for the university's 12 schools and their academic programs and budgets and Penn's intercollegiate athletics program, as well as for Penn's students and faculty. During his tenure, he worked with president Judith Rodin to reassert the primacy of the academic mission in the direction of the university.

As president of Thomas Jefferson University, Dr. Barchi oversaw a period of tremendous growth. The university established three new schools—including the Jefferson School of Pharmacy, which graduated its first class in May 2012, and the Jefferson School of Population Health, the only school in the nation to offer a master's degree in chronic care management. Overall student enrollment increased by 51 percent and annual degrees awarded rose by 54 percent.

Other accomplishments at Jefferson include \$300 million in fundraising, double the previous eight-year total. Dr. Barchi also oversaw the transformation of Jefferson's urban environment into a vibrant university campus. A coordinated construction program, coupled with improved landscape design and signage, helped provide visitors and the Jefferson community a sense of place and connectedness to the compact urban campus in the heart of the city's historic district.

Dr. Barchi is married to Francis Harper Barchi, a member of the Rutgers School of Social Work faculty. Francis Barchi holds a Ph.D. in social welfare, a master's in bioethics, and a master's in nonprofit leadership from the University of Pennsylvania, as well as a bachelor's degree from Smith College. Her research focuses on the social and behavioral factors that influence women's health in southern Africa. She is also part of a team responsible for ethics training of health professionals in Botswana, Tanzania, and Guatemala.

The Barchis, who have four adult children and one dog, spend their leisure time at their home in coastal Maine. As an avocation, President Barchi is an expert in the history and mechanical development of clocks and watches.

PLAYERS

COACHES

OUTLOOK

REVIEW

RUTGERS

HISTORY

MEDIA



Julie Hermann enters her third year overseeing Rutgers Athletics during one of the most historic and dynamic times in the department's history, with Rutgers embarking on its second season in the Big Ten Conference.

Hermann came to Rutgers after serving more than 15 years as the Executive Senior Associate Athletic Director at the University of Louisville, helping that school build in excess of \$250 million worth of facilities while elevating the Cardinals to national prominence in several sports.

Hermann's initiatives and improvements in just two years "On the Banks" have been far reaching and impactful. In addition to launching the corporate sponsor partnership with IMG College, she has spearheaded the restructuring of development, which is experiencing another record-setting year with regard to fundraising revenue. Since Hermann's arrival, nearly 4,000 ad-

ditional donors have been added via seat gift initiatives, and the football season ticket holder total of 31,016 in 2014 was the highest in program history.

When the Scarlet Knights lined up versus Penn State in their Big Ten football opener last year, they did so before 53,774 fans, the largest crowd in High Point Solutions Stadium history.

Starting with this academic year, the R Care program - another Hermann initiative - becomes fully operational. R Care's mission is to provide comprehensive care and education to Rutgers student-athletes on and off the field, underscoring Hermann's oft-stated intention of offering a best-in-class experience for all Scarlet Knights student-athletes.

During Rutgers' first season in the Big Ten in 2014-15, 196 student-athletes earned academic all-Big Ten honors, with the football, women's

lacrosse and women's golf programs receiving recognition from the NCAA for their multi-year APR scores. Nine Rutgers teams either set or tied program records for their APR scores last year, with 10 sports achieving a perfect score of 1,000 for 2013-14.

Hermann's attention to the student-athlete experience extends beyond their playing days as well, with the Rutgers Leadership Academy continuing its success of career placement for a third straight year. During the most recent graduating year, 82 percent of graduating student-athletes either secured full-time employment or were accepted into graduate school.

Facility upgrades and improvements have been at the forefront of Hermann's initiatives. This past June, Rutgers rolled out plans in collaboration with the University's 15-year master building blueprint for an extensive overhaul of the Hale Center



JULIE HERMANN

DIRECTOR OF INTERCOLLEGIATE ATHLETICS

since joining the league in 2005.

While supervising marketing, development, academics, sports performance, sports medicine, championships, student development (including the Derek Smith Leadership Academy) at Louisville, Hermann cultivated support for many of the state-of-the-art athletics venues that allowed the Cardinals to enjoy one of the nation's biggest and best building booms in college sports. The Cardinals built more than \$250 million worth of facilities on campus as part of a strategic plan that allowed them to move into the Big East Conference in 2005 and eventually into the Atlantic Coast Conference.

The expansion of Papa John's Cardinal Football Stadium, the Jim Patterson Baseball Stadium, the Trager Center, the Lacrosse Stadium, the YUM! Practice Center, the Ralph Wright Natatorium, the Marshall Center, the G. Garvin Brown Rowing Center, the Mark and Cindy Lynn Soccer Stadium, the downtown KFC YUM! Arena and Cardinal Park – which houses Ulmer Stadium (softball), Trager Stadium (field hockey) and the track and field complex – allowed the Cardinals to lead the nation in hosting conference and NCAA championship events, including six National Championships, while Hermann was there.

Following a comprehensive national search, Hermann was selected from a pool of 63 candidates to be Director of Intercollegiate Athletics at Rutgers University. She is the first woman to serve in this capacity at Rutgers and became only the second woman to be an athletic director in the history of the Big Ten Conference.

A former all-conference performer for the renowned Nebraska volleyball program, Hermann is a tireless advocate for the student-athlete experience. At Louisville, she designed and created a best in class student-athlete support system called L CARE, the model for the R Care program at Rutgers.

Hermann has served on numerous community boards, including the Frazier Rehab Institute, the Louisville Sports Commission, the Center for Women and Families, Women 4 Women and numerous NCAA and

conference committees, including chairing the NCAA Division I Women's Volleyball Committee. Hermann just completed seven years of service on the board of NACWAA, serving a four-year term before being on the executive board and becoming president.

Hermann has been the recipient of several community service awards including her 2013 selection as a Lenny Lyles Award winner, the 2004 Ladies of Leadership award, the 2006 Women 4 Women Heart of the Community award, the 2008 Mary Kay Tachau Gender Equity award, a 2008 Woman of Distinction by the Center for Women and Families, a Today's Woman Honoree and the 2013 National Girls and Women in Sports honoree.

Prior to her time as an administrator at Louisville, Hermann was a college head coach and USA Volleyball assistant coach. Hermann supported the National Team as they prepared for the 2000 Sydney Olympic Games and helped coached a silver medal finish at the World University Games in Catania, Italy, in 1997.

Before joining USA Volleyball, Hermann was the head volleyball coach at the University of Tennessee from 1991-97. Under her watch the Lady Vols improved more than 150 spots in the NCAA RPI from No. 177 to No. 25, and in just her third season returned the program to the NCAA Tournament for the first time in more than a decade.

Following her All-Big Eight volleyball playing career at the University of Nebraska that included NCAA top-five finishes, Hermann served as an assistant coach at the University of Georgia and the University of Wyoming. Hermann's skills as a coach and a recruiter lifted those programs to unprecedented national rankings and advancement in the NCAA Tournament.

Hermann and her partner, Dr. Leslie Danehy, are the proud parents of son, Aidan.

as well as a state-of-the-art multi-purpose training facility.

Other upgrades have already been implemented under her watch, from expanded concourses, restrooms and ribbon boards at HPSS to making game days at the RAC a fun sensory experience with new video displays, lighting and sound systems.

Men's basketball, women's basketball, field hockey, women's soccer, baseball, softball, men's and women's track & field and men's and women's golf have new or remodeled office suites to increase productivity and aid in recruitment.

Rutgers Athletics is continually striving to increase its digital reach with its fans and supporters under Hermann's leadership. She has expanded news content on ScarletKnights.com and implemented a Creative Services Department to support the in-game experience and increase content building for BTN. In addition, she periodically updates Rutgers' most valued supporters with Scarlet Knights Insider, providing exclusive content to season ticket holders.

Hermann currently serves on the President's Cabinet at Rutgers and the Big Ten Compliance and Reinstatement Subcommittee.

At Louisville, Hermann served as the manager of 20 sports as the Louisville Cardinals built one of the nation's highest performing athletic departments, including the 2013 NCAA Men's Basketball National title, two NCAA Women's Basketball National Championship games (2009 & 2013), one NCAA Men's Soccer College Cup National Championship appearance (2010), two College World Series appearances (2007 & 2013) and two BCS bowl victories in the 2007 Orange Bowl and 2013 Sugar Bowl. The Cardinals won 64 Big East championships and titles

PLAYERS

COACHES

OUTLOOK

REVIEW

RUTGERS

HISTORY

MEDIA

ATHLETIC ADMINISTRATION

PLAYERS

COACHES

OUTLOOK

REVIEW

RUTGERS

HISTORY

MEDIA



SARAH BAUMGARTNER

Senior Associate Athletic Director/Chief Development Officer



GEOFF BROWN

Senior Associate Athletic Director/Chief Marketing Officer



BRIAN COLVIN

Associate Director of Athletics, Finance & Administration



WILL GILKISON

Director of Football Operations



KATHLEEN HICKEY

Senior Associate Athletic Director/Senior Women Administrator



DOUGLAS KOKOSKIE

Senior Associate Athletic Director/Facilities, Operations & Events



KEVIN LORINCZ

Senior Associate Athletic Director for Communications



TOM LUICCI

Senior Director of Digital Media



DR. ROBERT MONACO

Associate Athletic Director Director of Sports Medicine



RYAN PISARRI

Chief of Staff



JANINE PURCARO

Chief Financial Officer



JOHN TERNYLA

Senior Associate Athletic Director, Finance



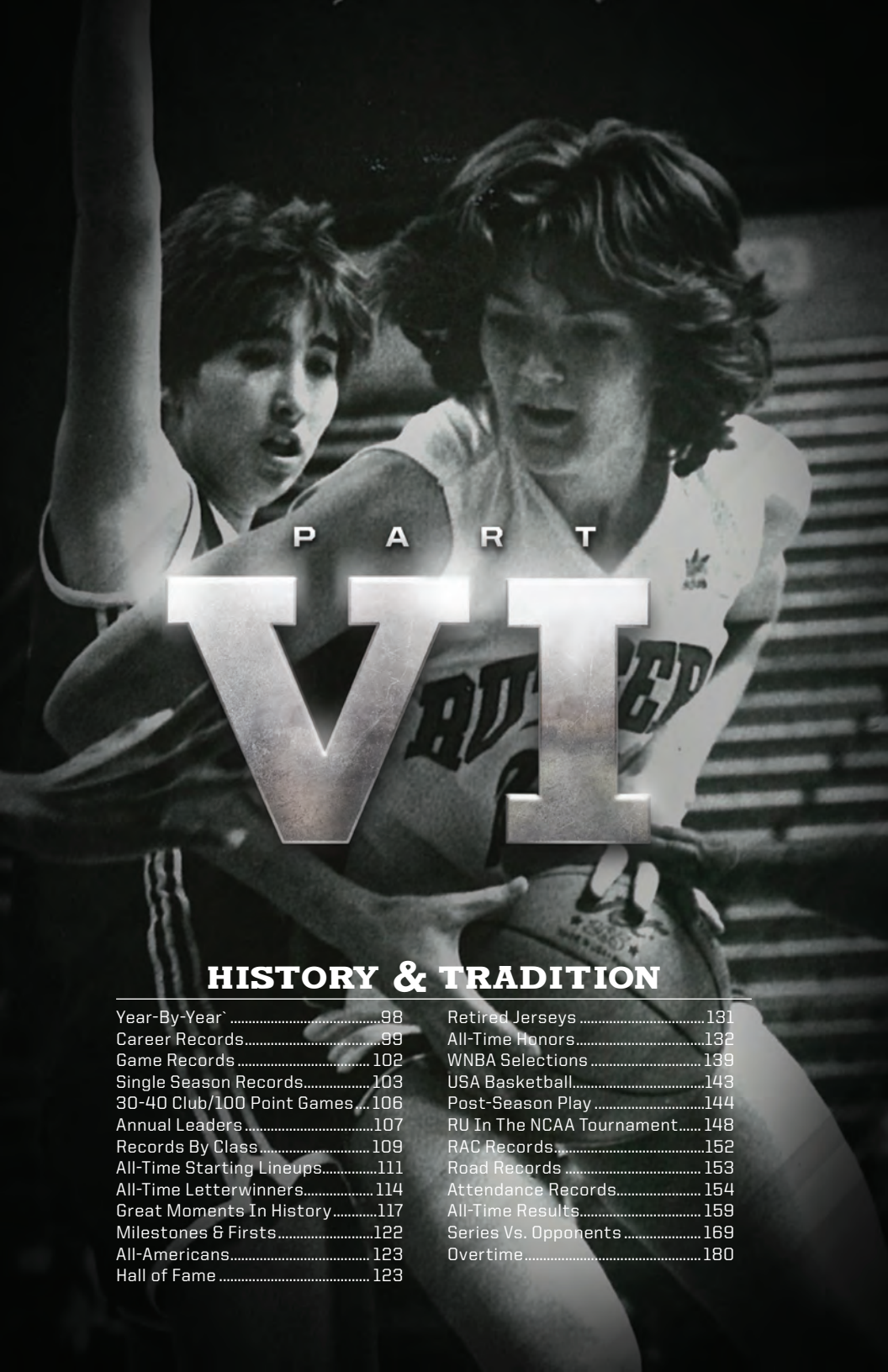
SHAWN TUCKER

Assistant Athletic Director/ Student Athlete Development



SCOTT WALKER

Executive Director of Academic Support Services



P A R T

VT

HISTORY & TRADITION

Year-By-Year	98	Retired Jerseys	131
Career Records.....	99	All-Time Honors.....	132
Game Records	102	WNBA Selections	139
Single Season Records.....	103	USA Basketball.....	143
30-40 Club/100 Point Games...	106	Post-Season Play	144
Annual Leaders	107	RU In The NCAA Tournament.....	148
Records By Class	109	RAC Records.....	152
All-Time Starting Lineups.....	111	Road Records	153
All-Time Letterwinners.....	114	Attendance Records.....	154
Great Moments In History.....	117	All-Time Results.....	159
Milestones & Firsts.....	122	Series Vs. Opponents	169
All-Americans.....	123	Overtime.....	180
Hall of Fame	123		

R YEAR-BY-YEAR RESULTS

PLAYERS

COACHES

OUTLOOK

REVIEW

RUTGERS

HISTORY

MEDIA

Season	Overall Record	Conf. Record	Conf. Finish	Coach	Postseason
1974-75	6-5 (.545)	-----	-----	Ellen Johns	FAIAW Regional
1975-76	5-9 (.357)	-----	-----	Dottie McCrea	FAIAW Regional
1976-77	17-11 (.607)	-----	-----	Theresa Grentz	FAIAW Regional
1977-78	16-12 (.571)	-----	-----	Theresa Grentz	FAIAW Regional
1978-79	28-4 (.875)	-----	-----	Theresa Grentz	FAIAW Champions, AIAW Semifinals
1979-80	28-5 (.848)	-----	-----	Theresa Grentz	FAIAW Finals, AIAW Third Round
1980-81	27-6 (.818)	-----	-----	Theresa Grentz	FAIAW Finals, AIAW Second Round
1981-82	25-7 (.781)	-----	-----	Theresa Grentz	FAIAW Finals, AIAW Champions
1982-83	19-10 (.655)	-----	-----	Theresa Grentz	-----
1983-84	20-9 (.690)	7-1* (.875)	1st	Theresa Grentz	-----
1984-85	19-9 (.679)	5-3* (.625)	T-4th	Theresa Grentz	-----
1985-86	29-4 (.879)	16-0* (1.000)	1st	Theresa Grentz	NCAA Regional Final
1986-87	30-3 (.909)	17-1* \$ (.944)	1st	Theresa Grentz	NCAA Regional Final
1987-88	27-5 (.818)	17-1* \$ (.944)	1st	Theresa Grentz	NCAA Regional Semifinals
1988-89	24-7 (.774)	16-2* (.889)	T-1st	Theresa Grentz	NCAA Second Round
1989-90	20-10 (.667)	16-2* (.889)	T-1st	Theresa Grentz	NCAA First Round
1990-91	23-7 (.767)	15-3* (.833)	T-2nd	Theresa Grentz	NCAA First Round
1991-92	21-11 (.656)	11-5* (.688)	T-2nd	Theresa Grentz	NCAA Second Round
1992-93	22-9 (.710)	12-2* \$ (.857)	1st	Theresa Grentz	NCAA Second Round
1993-94	22-8 (.733)	13-3* \$ (.813)	T-1st	Theresa Grentz	NCAA First Round
1994-95	17-13 (.567)	17-13 (.567)	T-3rd	Theresa Grentz	-----
1995-96	13-15 (.464)	13-15 (.464)	5th, BE7	C. Vivian Stringer	-----
1996-97	11-17 (.393)	11-17 (.393)	T-2nd, BE7	C. Vivian Stringer	-----
1997-98	22-10 (.688)	22-10 (.688)	1st, BE7	C. Vivian Stringer	NCAA Regional Semifinal
1998-99	29-6 (.829)	29-6 (.829)	T-1st	C. Vivian Stringer	NCAA Regional Final
1999-00	26-8 (.765)	12-4* (.750)	T-3rd	C. Vivian Stringer	NCAA Final Four
2000-01	23-8 (.742)	13-3* (.813)	3rd	C. Vivian Stringer	NCAA Second Round
2001-02	9-20 (.310)	5-11* (.313)	11th	C. Vivian Stringer	-----
2002-03	21-8 (.724)	13-3* (.813)	2nd	C. Vivian Stringer	NCAA Second Round
2003-04	21-12 (.636)	10-6* (.625)	T-6th	C. Vivian Stringer	NCAA First Round
2004-05	28-7 (.800)	14-2* (.875)	1st	C. Vivian Stringer	NCAA Regional Final
2005-06	27-5 (.844)	16-0* (1.000)	1st	C. Vivian Stringer	NCAA Regional Semifinal
2006-07	27-9 (.750)	12-4* (.750)	T-2nd	C. Vivian Stringer	NCAA Championship, runnerup
2007-08	27-7 (.794)	14-2* (.875)	2nd	C. Vivian Stringer	NCAA Regional Final
2008-09	21-13 (.636)	9-7* (.563)	7th	C. Vivian Stringer	NCAA Regional Semifinals
2009-10	19-15 (.559)	9-7* (.563)	5th	C. Vivian Stringer	NCAA First Round
2010-11	20-13 (.606)	11-5* (.688)	4th	C. Vivian Stringer	NCAA Second Round
2011-12	22-10 (.688)	10-6* (.625)	6th	C. Vivian Stringer	NCAA First Round
2012-13	16-14 (.533)	7-9* (.438)	9th	C. Vivian Stringer	-----
2013-14	28-9 (.757)	12-6* (.667)	4th	C. Vivian Stringer	WNIT Champions
2014-15	23-10 (.670)	12-6* (.667)	5th	C. Vivian Stringer	NCAA Second Round
Totals	878-380 (.698)	416-165 (.716)			

* - Atlantic 10 Conference ^ - BIG EAST Conference B - American Athletic Conference % - Big Ten Conference
 \$ - A10 Tournament champion ! - BIG EAST Tournament champion

RUTGERS ALL-TIME HEAD COACHES

C. Vivian Stringer (1995- present)

20 seasons, 432-216 (.667)
 184-80 (.697) BIG EAST
 12-6 (.667) American Athletic Conference
 12-6 (.667) BIG TEN
 Four BIG EAST regular season titles
 One BIG EAST Tournament title
 15 NCAA Tournament berths

Theresa Grentz (1976-95) (pictured far right)

19 seasons, 434-150 (.743) overall;
 156-28 (.848) Atlantic 10
 Four A-10 Tournament titles
 Nine NCAA berths

- Dottie McCrea (1975-76), one season, 5-9 (.357)
- Ellen Johns (1974-75), one season, 6-5 (.545)
- Carlene Mitchell (2010), 1-0 (.000)



1,000 POINT SCORERS

1. Sue Wicks (1984-88) *	2,655
2. Cappie Pondexter (2002-06)	2,211
3. Regina Howard (1983-87)	1,807
4. Vicky Picott (1987-91)	1,792
5. Telicher Austin (1985-89)	1,789
6. Caroline DeRoose (1990-94)	1,762
7. Tanya Hansen (1988-92)	1,682
8. Matee Ajavon (2004-08)	1,622
9. Epiphanny Prince (2006-09)	1,552
10. June Olkowski (1978-82)	1,500
11. Tasha Pointer (1997-01)	1,456
12. Kathy Glutz (1976-80)	1,415
13. Liz Hanson (1992-96)	1,413
14. Betnijah Laney (2011-2015)	1,401
15. Shawnetta Stewart (1997-00)	1,346
16. Tomora Young (1995-99)	1,344
17. Kia Vaughn (2005-09)	1,329
18. Khadijah Rushdan (2007-12)	1,288
19. Patti Sikorski (1976-80)	1,284
20. Lorrie Lawrence (1980-84)	1,272
21. Kahleah Copper (2012-present)	1,271
22. Essence Carson (2004-08)	1,262
23. Tammy Sutton-Brown (1997-01)	1,246
24. Julie Salmon (1982-86)	1,226
25. Patty Coyle (1978-82)	1,209
26. Monique Oliver (2009-13)	1,204
27. April Sykes (2008-12)	1,162
28. Brittany Ray (2006-10)	1,142
29. Jennie Hall (1979-83)	1,104
30. Denise Kenney (1976-79)	1,103
31. Patty Delehanty (1978-82)	1,077
32. Tyler Scaife (2013-present)	1,025
33. Michelle Campbell (2002-06)	1,054
34. Kristen Foley (1982-87)	1,051
35. Erica Wheeler (2009-13)	1,027
36. Dawn McCullough (2000-04)	1,009

SCORING AVERAGE

	Pts	Gms	Avg.
1. Sue Wicks (1984-88)	2,655	125	21.2
2. Kris Kirchner (1980-81)	621	33	18.8
3. Cappie Pondexter (2002-06)	2,211	121	18.3
4. Regina Howard (1983-87)	1,807	118	15.3
5. Epiphanny Prince (2006-09)	1,552	103	15.1
6. Terry Dorner (1980-82)	973	65	15.0
7. Caroline DeRoose (1990-94)	1,762	118	14.9
8. June Olkowski (1978-82)	1,500	103	14.6
9t. Vicky Picott (1987-91)	1,792	123	14.6
9t. Tyler Scaife (2013-present)	1,025	70	14.6
11. Tanya Hansen (1988-92)	1,682	116	14.5

REBOUNDS

1. Sue Wicks (1984-88)	*1957
2. Kia Vaughn (2005-09)	1079
3. Regina Howard (1983-87)	1036
4. Vicky Picott (1987-91)	1029
5. Sandy Tupurins (1976-80)	944
6. Betnijah Laney (2011-2015)	912
7. Tanya Hansen (1988-92)	894
8. Kathy Glutz (1976-80)	835
9. June Olkowski (1978-82)	780
10. C'ta Mitchelson (1989-93)	764
11. Linda Miles (1987-01)	751
12. LaTonya Johnson (1988-92)	745
13. Essence Carson (2004-08)	707
14. Janel Williams (1991-95)	700
15. Tammy Sutton-Brown (1997-01)	685

REBOUNDING AVERAGE

	Rebs.	Gms	Avg.
1. Sue Wicks (1984-88)	1,357	125	10.9
2. Sandy Tupurins (1976-80)	944	98	9.6
3. Kris Kirchner (1980-81)	314	33	9.5
4. Terry Dorner (1980-82)	576	65	8.9
5. Regina Howard (1983-87)	1,036	118	8.8
6. Vicky Picott (1987-91)	1,029	123	8.4
7. Kia Vaughn (2005-09)	1068	134	8.0
8. Tanya Hansen (1988-92)	894	116	7.7
9. June Olkowski (1978-82)	780	103	7.6
10. Kathy Glutz (1976-80)	835	115	7.3

ASSISTS

1. Tasha Pointer (1997-01)	*839
2. Janet Malouf (1985-89)	718
3. Mary Coyle (1978-82)	640
4. Matee Ajavon (2004-08)	556
5. Liz Hanson (1992-96)	474
6. Cappie Pondexter (2002-06)	470
7. Khadijah Rushdan (2007-12)	464
8. Kristen Foley (1982-87)	455
9. Syessence Davis (2011-15)	397
10. Patty Coyle (1978-82)	394

STEALS

1. Syessence Davis (2011-15)	*294
2. Tasha Pointer (1997-01)	292
T-3. Sue Wicks (1984-88)	287
T-3. Liz Hanson (1992-96)	287
5. Matee Ajavon (2004-08)	275
6. Denise Kenney (1976-79)	263
7. Epiphanny Prince (2006-09)	260
8. Vicky Picott (1987-91)	257
9. Regina Howard (1983-87)	216
T-10. C'ta Mitchelson (1989-93)	213
T-10. Cappie Pondexter (2002-06)	213



Sue Wicks (1984-88) is the all-time leader in scoring and rebounding



Kia Vaughn ranks second in both rebounds and blocked shots



Syessence Davis (2011-15), the 2015 Big Ten Defensive Player of the Year is the all-time leader (men or women) in steals.

BLOCKED SHOTS

1. Sue Wicks (1984-88)	293
2. Kia Vaughn (2005-09)	279
3. LaTonya Johnson (1988-92)	248
4. Tanya Hansen (1988-92)	245
5. Rachel Hollivay (2012-present)	220
6. Monique Oliver (2009-13)	177
7. Tammy Sutton-Brown (1997-01)	148
8. Rashidat Junaid (2006-10)	136
9. Regina Kalucki (1991-95)	128
10. Chelsey Lee (2008-13)	109

GAMES PLAYED

T-1. Kia Vaughn (2005-09)	135
T-1. Khadijah Rushdan (2007-12)	135
3. Essence Carson (2004-08)	133
4. Matee Ajavon (2004-08)	132
T-5. Linda Miles (1997-2001)	130
T-5. Tammy Sutton-Brown (1997-01)	130
T-5. Rashidat Junaid (2006-10)	130
T-5. Christa Evans (2011-15)	130
T-8. Patty Coyle (1978-82)	129
T-8. Patty Delehanty (1978-82)	129
T-8. Tasha Pointer (1997-01)	129
T-8. Michelle Campbell (2002-06)	129
T-8. April Sykes (2008-12)	129
T-8. Erica Wheeler (2009-13)	129
T-8. Syessence Davis (2011-2015)	129
T-8. Betnijah Laney (2011-15)	129

FIELD GOALS MADE

1. Sue Wicks (1984-88)	*1,091
2. Cappie Pondexter (2002-06)	810
3. Telicher Austin (1985-89)	807
4. Regina Howard (1983-87)	796
5. Vicky Picott (1987-91)	706
6. Tanya Hansen (1988-92)	682
7. Caroline DeRoose (1990-94)	630
8. June Olkowski (1978-82)	600
9. Matee Ajavon (2004-08)	599
T-10. Kathy Glutz (1976-80)	560
T-10. Kia Vaughn (2005-09)	560

FIELD GOALS ATTEMPTED

1. Sue Wicks (1984-88)	*2,099
2. Cappie Pondexter (2002-06)	1,768
3. Telicher Austin (1985-89)	1,623
4. Vicky Picott (1987-91)	1,473
5. Matee Ajavon (2004-08)	1,442
6. Caroline DeRoose (1990-94)	1,430
7. Betnijah Laney (2011-15)	1,311
8. Patti Sikorski (1976-80)	1,265
9. June Olkowski (1978-82)	1,256
10. Tanya Hansen (1988-92)	1,254

FIELD GOAL PERCENTAGE

<i>(minimum 100 made)</i>	FGM-FGA	Pct.
1. Missy Lender (1985-89)	349-575	*607
2. Regina Howard (1983-87)	796-1,237	.595
3. Tammy Sutton-Brown (1997-01)	471-816	.577
4. Lorrie Lawrence (1980-84)	539-960	.561
5. Kia Vaughn (2005-09)	560-1,002	.559
6. Monique Oliver (2009-13)	458-832	.550
7. Michelle Campbell (2002-06)	404-736	.549
8. Tanya Hansen (1988-92)	682-1,254	.544
9. Kris Kirchner (1980-81)	253-476	.532
10. Sue Wicks (1984-88)	1,091-2,099	.520

FREE THROWS MADE

1. Sue Wicks (1984-88)	473
2. Cappie Pondexter (2002-06)	427
3. Khadijah Rushdan (2007-12)	379
4. Vicky Picott (1987-91)	378
5. Epiphanny Prince (2006-09)	367
6. Tasha Pointer (1997-01)	357
7. Liz Hanson (1992-96)	356
8. Regina Howard (1983-87)	335
9. Tanya Hansen (1988-92)	318
10. Matee Ajavon (2004-08)	312

FREE THROWS ATTEMPTED

1. Sue Wicks (1984-88)	641
2. Khadijah Rushdan (2007-12)	554
3. Vicky Picott (1987-91)	542
4. Cappie Pondexter (2002-06)	539
T-5. Regina Howard (1983-87)	531
T-5. Tasha Pointer (1997-01)	531
7. Tanya Hansen (1988-92)	501
8. Tammy Sutton-Brown (1997-01)	494
9. Epiphanny Prince (2006-09)	466
10. June Olkowski (1978-82)	441

FREE THROW PERCENTAGE

(minimum 100 made)

	FTA-FTM	Pct.
1. Caroline DeRoose (1990-94)	297-356	.834
2. Liz Hanson (1992-96)	356-440	.809
3. Joanne Burke (1979-81)	147-182	.808
4. Julie Salmon (1982-86)	250-312	.801
5. Patty Coyle (1978-82)	211-265	.796
T-6. Patty Delehanty (1978-82)	137-173	.792
T-6. Cappie Pondexter (2002-06)	427-539	.792
8. Epiphanny Prince (2006-09)	367-466	.788
9. Debbie Paladino (1981-85)	123-158	.778

THREE-POINT FIELD GOALS MADE

1. Caroline DeRoose (1990-94)	205
2. Brittany Ray (2006-10)	189
3. Tomora Young (1995-99)	180
4. Cappie Pondexter (2002-06)	164
5. Erica Wheeler (2009-13)	157
6. Shawnetta Stewart (1997-00)	144
7. April Sykes (2008-12)	138
8. Epiphanny Prince (2006-09)	131
T-9. Mauri Horton (1999-03)	112
T-9. Matee Ajavon (2004-08)	112

THREE-POINT FIELD GOALS ATTEMPTED

1. Caroline DeRoose (1990-94)	517
2. Tomora Young (1995-99)	513
3. Erica Wheeler (2009-13)	500
4. Brittany Ray (2006-10)	495
5. April Sykes (2008-12)	468
6. Shawnetta Stewart (1997-00)	408
7. Cappie Pondexter (2002-06)	385
8. Epiphanny Prince (2006-09)	383
9. Matee Ajavon (2004-08)	363
10. Mauri Horton (1999-03)	339

THREE-POINT FIELD GOAL PERCENTAGE

(minimum 80 made)

	3FGM-3FGA	Pct.
1. Cappie Pondexter (2002-06)	164-385	.426
2. Caroline DeRoose (1990-94)	205-517	.397
3. Brittany Ray (2006-10)	189-495	.382
4. Liz Hanson (1992-96)	100-280	.357
5. Nikki Jett (2000-05)	87-245	.355
6. Shawnetta Stewart (1997-00)	144-408	.353
7. Tomora Young (1995-99)	180-513	.351
8. Epiphanny Prince (2006-09)	131-383	.342
9. Mauri Horton (1999-03)	112-339	.330
10. Erica Wheeler (2009-2013)	157-500	.314

* indicates overall Rutgers record (men and women)



Cappie Pondexter holds the top spot for three-point field goal percentage



Brittany Ray ranks second all-time in three-pointers made

PLAYERS

COACHES

OUTLOOK

REVIEW

RUTGERS

HISTORY

MEDIA

INDIVIDUAL

SINGLE-GAME

Most Points

44, Sue Wicks, at George Washington
(Dec. 5, 1987)

Most Points, One Half

33, Sue Wicks, at George Washington
(Dec. 5, 1987)

Most Rebounds

26, Sandy Tupurins, vs. William Paterson
(March 1, 1977)

Most Assists

18, Tasha Pointer, vs. Stephen F. Austin
(March 17, 2001; NCAA Tournament)

Most Steals

10, Syessence Davis, at Penn State
(Jan. 10, 2015)

10, Denise Kenney, at Saint Joseph's
(Feb. 16, 1978)

Most Blocked Shots

11, Sue Wicks, vs. West Virginia
(Jan. 3, 1987)

Most Field Goals Made

20, Sue Wicks, at George Washington
(Dec. 5, 1987)

Most Field Goals Attempted

31, Sue Wicks, at Duquesne
(Feb. 11, 1988)

Most Free Throws Made

15, Regina Howard at Temple
(Feb. 19, 1987)

15, Monique Oliver vs. Georgetown
(Dec. 9, 2010)

Most Free Throws Attempted

24, Regina Howard, at Temple
(Feb. 19, 1987)

Most Three-Point Field Goals Made

7, Caroline DeRoose, at West Virginia
(March 7, 1992)

7, Mauri Horton, at West Virginia
(Jan. 12, 2002)

Most Three-Point Field Goals Attempted

16, Mauri Horton, at West Virginia
(Jan. 12, 2002)



Sandy Tupurins has the RU record for most rebounds in a game



Regina Howard set the Rutgers record for most free throws made in a game

TEAM

SINGLE-GAME

Most Points Scored

130, defeated William Paterson, 130-50
(Jan. 17, 1980)

Most Points Scored, Both Teams

208, defeated Providence, 106-102 (ot)
(Nov. 29, 1993)

Most Points Scored, One Half

65, defeated Long Island, 117-53
(Jan. 27, 1979)

Most Points Allowed

110, lost at North Carolina State, 110-68
(Jan. 12, 1985)

Most Points Scored, Away Court

122, defeated Kean, 122-71
(Feb. 27, 1980)

Most Points Scored, Neutral Court

96, defeated Long Beach State, 96-84 at
Bronx, N.Y. (March 23, 1979; AIAW
Eastern Satellite Tournament Consolation)
96, defeated Penn State, 96-79 at
Philadelphia, Pa. (March 14, 1981; EAIAW Mid-
Atlantic Region Tournament Semifinals)

Largest Margin of Victory

80, defeated William Paterson, 130-50
(Jan. 17, 1980)

Largest Margin of Defeat

42, lost at North Carolina State, 110-68
(Jan. 12, 1985)
42, lost to Penn State, 100-58
(Nov. 28, 1994)

Most Rebounds

68, defeated Rhode Island, 114-65
(Jan. 11, 1979)

68, defeated Long Island, 117-53

(Jan. 27, 1979)

68, defeated William Paterson, 130-50

(Jan. 17, 1980)

68, defeated West Virginia, 101-69

(Jan. 9, 1994)

Most Assists

36, defeated Long Island, 106-60

(Feb. 16, 1981)

Most Steals

23, defeated Temple, 80-56

(Jan. 17, 1987)

Most Blocked Shots

17, defeated Ole Miss, 89-83 (3ot)

(Dec. 12, 2006)

Most Field Goals Made

54, defeated William Paterson, 130-50

(Jan. 17, 1980)

Most Field Goals Attempted

96, defeated West Virginia, 87-71 (2ot)

(Jan. 18, 1990)

Best Field Goal Percentage

.732, defeated Rhode Island, 94-32

(Dec. 13, 1986)

Most Free Throws Made

41, defeated Clemson, 99-76

(March 18, 1981; AIAW Tournament First Rd)

Most Free Throws Attempted

49, defeated Clemson, 99-76 (March 18, 1981; AIAW Tournament First Round)

Best Free Throw Percentage

1.000 (7-7) defeated Temple, 81-65

(Feb. 1, 1988)

Most Three-Point Field Goals Made

12, lost at DePaul, 87-73 (Dec. 7, 2006)

Most Three-Point Field Goals Attempted

31, lost at DePaul, 87-73 (Dec. 7, 2006)

Best Three-Point Field-Goal Percentage

1.000 (3-3) defeated Rhode Island, 80-40

(Jan. 21, 1988)

Most Personal Fouls

34, lost at Kentucky, 97-78 (Jan. 12, 1980)

34, defeated Providence, 106-102 (ot)

(Nov. 29, 1993)

SINGLE-SEASON

Most Victories

30 (1986-87)

Most Defeats

20 (2001-02)

Fewest Victories

Five (1975-76)

Fewest Defeats

Three (1986-87)

Most Games Played

36 (2006-07)

Most Home Games Played

20 (1991-92)

Best Winning Percentage

.909, 30-3 (1986-87)

Longest Winning Streak

23 games (1986-87)

Longest Losing Streak

Eight games (2001-02)

Longest Home Winning Streak

53 (Feb. 14, 1985 - Dec. 30, 1988)

Most Points Scored

2,819 (1980-81)

Most Points Allowed

2,206 (1994-95)

Highest Scoring Average

86.2 (1978-79)

Most Rebounds

1,539 (1980-81)

Most Field Goals Made

1,141 (1978-79)

Best Field Goal Percentage

.509, 1,129-2,220 (1986-87)

Most Free Throws Made

550 (1979-80)

Most Free Throws Attempted

758 (1979-80)

Best Free-Throw Percentage

.734, 537-732 (1980-81)



The 1999-2000 Rutgers team celebrating a win in the regional final.

R SINGLE SEASON RECORDS

PLAYERS

COACHES

OUTLOOK

REVIEW

RUTGERS

HISTORY

MEDIA

POINTS

1. Sue Wicks (1987-88)	793
2. Sue Wicks (1986-87)	726
3. Sue Wicks (1985-86)	719
T-4. Regina Howard (1986-87)	690
T-4. Cappie Pondexter (2005-06)	690
6. Epiphanny Prince (2008-09)	644
7. Terry Dorner (1981-82)	626
8. Kris Kirchner (1980-81)	621
9. Telicher Austin (1988-89)	617
10. Cappie Pondexter (2003-04)	592

SCORING AVERAGE

1. Sue Wicks (1987-88)	25.6
2. Sue Wicks (1986-87)	22.0
3. Sue Wicks (1985-86)	21.8
4. Cappie Pondexter (2005-06)	21.6
5. Telicher Austin (1988-89)	21.3
6. Regina Howard (1986-87)	20.9
7. Tanya Hansen (1991-92)	20.3
8. Terry Dorner (1981-82)	19.6
9. Caroline DeRoose (1993-94)	19.4
10. Kris Kirchner (1980-81)	18.8

REBOUNDS

1. Sue Wicks (1986-87)	404
2. Sue Wicks (1987-88)	376
3. Sandy Tupurins (1976-77)	355
4. Betnijah Laney (2014-15)	342
5. Kia Vaughn (2006-07)	336
6. Sue Wicks (1985-86)	332
T-7. Terry Dorner (1981-82)	324
T-7. Regina Howard (1986-87)	324
9. Kris Kirchner (1980-81)	314
10. June Olkowski (1978-79)	304

REBOUNDING AVERAGE

T-1. Sandy Tupurins (1976-77)	13.7
T-1. Sandy Tupurins (1977-78)	13.7
3. Sue Wicks (1986-87)	12.2
4. Sue Wicks (1987-88)	12.1
5. Betnijah Laney (2014-15)	10.7
6. Kathy Glutz (1976-77)	10.5
7. Janell Williams (1993-94)	10.4
T-8. Terry Dorner (1981-82)	10.1
T-8. Sue Wicks (1985-86)	10.1
10. Regina Howard (1986-87)	9.8



Liz Hanson holds the single-season steals record

ASSISTS

1. Tasha Pointer (2000-01)	*257
2. Tasha Pointer (1998-99)	226
3. Janet Malouf (1986-87)	209
4. Mary Coyle (1981-82)	208
5. Janet Malouf (1985-86)	184
6. Tasha Pointer (1997-98)	179
7. Tasha Pointer (1999-00)	177
8. Liz Hanson (1993-94)	176
9. Kristen Foley (1986-87)	173
10. Kristen Somogyi (1996-97)	172

STEALS

1. Liz Hanson (1993-94)	*117
2. Syessence Davis (2013-14)	107
3. Syessence Davis (2014-15)	105
4. Denise Kenney (1977-78)	104
5. Tasha Pointer (1997-98)	98
T-6. Regina Howard (1986-87)	93
T-6. Vicky Picott (1990-91)	93
8. Sue Wicks (1986-87)	90
9. Epiphanny Prince (2006-07)	89
T-10. Denise Kenney (1976-77)	88
T-10. Liz Hanson (1995-96)	88

BLOCKED SHOTS

1. Rachel Hollivay (2013-14)	127
2. Sue Wicks (1986-87)	97
3. Kia Vaughn (2006-07)	92
4. Sue Wicks (1987-88)	77
5. Tanya Hansen (1990-91)	75
6. LaTonya Johnson (1991-92)	74
7. Rachel Hollivay (2014-15)	71
8. Kia Vaughn (2005-06)	68
9. Sue Wicks (1985-86)	65
10. Tanya Hansen (1991-92)	64

FIELD GOALS MADE

1. Sue Wicks (1987-88)*	319
2. Sue Wicks (1986-87)	305
3. Sue Wicks (1985-86)	293
4. Telicher Austin (1988-89)	275
5. Regina Howard (1986-87)	271
6. Kris Kirchner (1980-81)	253
7. Cappie Pondexter (2005-06)	246
8. Terry Dorner (1981-82)	239
T-9. Tanya Hansen (1991-92)	219
T-9. Kahleah Copper (2013-14)	219
11. Joanne Burke (1979-80)	218

FIELD GOALS ATTEMPTED

1. Sue Wicks (1986-87)	609
2. Sue Wicks (1987-88)	607
3. Telicher Austin (1988-89)	554
4. Sue Wicks (1985-86)	540
T-5. Cappie Pondexter (2003-04)	518
T-5. Epiphanny Prince (2008-09)	518
7. Cappie Pondexter (2005-06)	509
8. Kris Kirchner (1980-81)	476
9. Kahleah Copper (2014-15)	462
10. Terry Dorner (1981-82)	459

FIELD GOAL PERCENTAGE

(minimum 100 attempts)	FGM-FGA	Pct.
1. Tammy Sutton-Brown (1998-99)	132-196	*.673
2. Missy Lender (1987-88)	169-266	.635
3. Regina Howard (1986-87)	271-430	.630
4. Tanya Hansen (1990-91)	206-335	.615
T-5. Regina Howard (1983-84)	158-260	.608
T-5. Monique Oliver (2009-10)	73-120	.608
7. Lorrie Lawrence (1981-82)	101-173	.584
8. Lorrie Lawrence (1983-84)	146-252	.579
T-9. Regina Howard (1985-86)	188-325	.578
T-9. Tammy Sutton-Brown (2000-01)	137-237	.578
T-9. Rachel Hollivay (2014-15)	85-147	.578

FREE THROWS MADE

1. Sue Wicks (1987-88)	155
T-2. Terry Dorner (1981-82)	148
T-2. Regina Howard (1986-87)	148
4. Cappie Pondexter (2005-06)	136
T-5. Sue Wicks (1985-86)	133
T-5. Liz Hanson (1993-94)	133
7. Khadijah Rushdan (2010-11)	125
8. Cappie Pondexter (2003-04)	120
9. Vicky Picott (1990-91)	117
10. Sue Wicks (1986-87)	116

FREE THROWS ATTEMPTED

1. Regina Howard (1986-87)	208
2. Terry Dorner (1981-82)	207
3. Sue Wicks (1987-88)	191
4. Sue Wicks (1985-86)	183
5. Tasha Pointer (1997-98)	177
6. Kris Kirchner (1980-81)	170
T-7. Cappie Pondexter (2005-06)	168
T-7. Khadijah Rushdan (2010-11)	168
9. Epiphanny Prince (2008-09)	166
10. Tanya Hansen (1991-92)	162

FREE THROW PERCENTAGE

(minimum 70 attempts)	FTM-FTA	Pct.
1. Tomora Young (1997-98)	64-71	.901
2. Caroline DeRoose (1991-92)	91-103	.883
3. Caroline DeRoose (1993-94)	108-127	.850
4. Joanne Burke (1980-81)	62-73	.849
5. Julie Salmon (1982-83)	115-136	.846
6. Patty Coyle (1979-80)	61-73	.836
7. Liz Hanson (1993-94)	133-160	.831
8. Patty Coyle (1981-82)	73-88	.830
9. Caroline DeRoose (1992-93)	71-86	.826
10. Liz Hanson (1995-96)	70-86	.814

THREE-POINT FIELD GOALS MADE

1. Tomora Young (1997-98)	71
2. Caroline DeRoose (1991-92)	68
3. April Sykes (2010-11)	67
4. Brittany Ray (2009-10)	66
5. Cappie Pondexter (2005-06)	62
T-6. Caroline DeRoose (1993-94)	60
T-6. Tomora Young (1998-99)	60
T-6. Mauri Horton (2001-2002)	60
9. Shawnetta Stewart (1998-99)	56
T-10. Liz Hanson (1994-95)	55
T-10. Erica Wheeler (2010-11)	55

THREE-POINT FIELD GOALS ATTEMPTED

1. Tomora Young (1997-98)	186
2t. April Sykes (2010-11)	178
2t. Erica Wheeler (2012-13)	178
4. Caroline DeRoose (1991-92)	176
5. Mauri Horton (2001-02)	174
6. Brittany Ray (2009-10)	171
T-7. Liz Hanson (1994-95)	161
T-7. Kristin Somogyi (1996-97)	161
9. Tomora Young (1998-99)	160
10. Erica Wheeler (2010-11)	152


THREE-POINT FIELD GOAL PERCENTAGE

(minimum 100 attempts)	3FGM-3FGA	Pct.
1. Cappie Pondexter (2005-06)	62-127	.488
2. Shawnetta Stewart (1998-99)	56-134	.418
3. Caroline DeRoose (1993-94)	60-149	.403
4. Caroline DeRoose (1992-93)	50-128	.391
T-5. Caroline DeRoose (1991-92)	68-176	.386
T-5. Brittany Ray (2009-10)	66-171	.386
7. Tomora Young (1997-98)	71-186	.382
8. Cappie Pondexter (2003-04)	40-105	.381
9. April Sykes (2010-11)	67-178	.376
10. Tomora Young (1998-99)	60-160	.375

* indicates overall Rutgers record (men and women)



Tasha Pointer (1997-01) set a Rutgers record (men's or women's) for career and single season assists



Tomora Young holds three single-season records, including three-point field goals made

30/40 POINT CLUB

Player	Opponent (Date)	Points
1. Sue Wicks	at George Washington (12-5-87)	44
T-2. Sue Wicks	at Duquesne (2-11-88)	42
T-2. Sue Wicks	at West Virginia (2-13-88)	42
T-2. Alicia Sheeler	at Temple (2-3-95)	42
5. Cappie Pondexter	at South Florida (1-11-06)	40
T-6. Sue Wicks	vs. San Diego State in Miami, Fla. Orange Bowl/Burger King Invitational (12-30-85)	37
T-6. Regina Howard	at Temple (2-19-87)	37
8. Caroline DeRoose	at Duquesne (2-22-94)	36
T-9. Patty Delehanty	vs. Pittsburgh (2-23-80)	35
T-9. Sue Wicks	at Temple (2-1-88)	35
T-9. Sue Wicks	vs. Penn State: Atlantic-10 Tournament (3-11-88)	35
T-9. Telicher Austin	at Penn State (2-11-88)	35
T-9. Caroline DeRoose	vs. Tennessee (1-17-94)	35
T-9. Cappie Pondexter	at Boston College (2-8-04)	35
T-15. Sue Wicks	vs. Maryland in Miami, Fla. Orange Bowl/Burger King Invitational (12-28-87)	34
T-15. Tanya Hansen	vs. Maryland (1-4-92)	34
T-15. Tanya Hansen	at Tennessee: NCAA Tournament (3-21-92)	34
T-15. Caroline DeRoose	vs. St. Bonaventure (2-18-93)	34
T-19. Sue Wicks	vs. Penn State (1-29-87)	33
T-19. Sue Wicks	at N.C. State: NCAA Tournament (3-14-87)	33
T-19. Liz Hanson	at Saint Joseph's (2-26-94)	33
T-19. Tasha Pointer	at UCLA in Los Angeles, Calif. Pac-10/BIG EAST Challenge (12-27-97)	33
T-19. Michelle Campbell	vs. Rider (11-20-04)	33
T-19. Epiphany Prince	vs. Connecticut (2-5-08)	33
T-25. Patti Sikorski	vs. Long Island (1-27-79)	32
T-25. Sue Wicks	vs. Massachusetts (1-25-86)	32
T-25. Sue Wicks	vs. Seton Hall (12-22-86)	32
T-25. Sue Wicks	vs. West Virginia (1-3-87)	32
T-25. Regina Howard	at West Virginia (2-9-87)	32
T-25. Telicher Austin	vs. Rhode Island (2-4-89)	32
T-25. Telicher Austin	vs. Duquesne: Atlantic 10 Tournament (3-9-89)	32
T-25. Vicky Picott	vs. St. Bonaventure (2-21-91)	32
T-25. April Sykes	at Boston College (12-12-10)	32
T-34. Alice Hedden	at Kean (2-2-78)	31
T-34. June Olkowski	at Southern Connecticut (1-30-79)	31
T-34. Sue Wicks	at Rhode Island (12-10-85)	31
T-34. Regina Howard	vs. West Virginia (2-22-86)	31
T-34. Regina Howard	vs. Duquesne (3-1-86)	31
T-34. Sue Wicks	at Monmouth (12-9-86)	31
T-34. Sue Wicks	vs. Virginia (1-13-87)	31
T-34. Tanya Hansen	at Rhode Island (1-30-92)	31
T-34. Caroline DeRoose	vs. Western Kentucky: NCAA Tournament (3-16-94)	31
T-34. Tomora Young	at Villanova (2-12-97)	31
T-34. Cappie Pondexter	at Georgetown (2-22-03)	31
T-45. Kathy Glutz	vs. Seton Hall (1-29-77)	30
T-45. June Olkowski	vs. Queens (2-7-80)	30
T-45. June Olkowski	at Maryland: FAIAW Mid-Atlantic Region Tournament (3-8-80)	30
T-45. Terry Dorner	vs. Minnesota: AIAW Tournament (3-23-82)	30
T-45. Patty Coyle	vs. Texas in Philadelphia, Pa. AIAW Tournament (3-28-82)	30
T-45. Lorrrie Lawrence	at Temple (2-3-83)	30
T-45. Lorrrie Lawrence	at West Virginia (2-28-83)	30
T-45. Sue Wicks	vs. George Washington (1-4-86)	30
T-45. Telicher Austin	vs. George Washington (1-8-87)	30
T-45. Tanya Hansen	at Duquesne (1-14-82)	30
T-45. Caroline DeRoose	at St. Bonaventure (1-14-93)	30
T-45. Caroline DeRoose	vs. Massachusetts (2-28-94)	30
T-45. Alicia Sheeler	at Rhode Island (1-14-95)	30
T-45. Tomora Young	vs. Drake: Rutgers Coca-Cola Classic (11-30-97)	30
T-45. Cappie Pondexter	vs. Miami: BIG EAST Tournament (3-9-03)	30
T-45. Cappie Pondexter	at Harvard (12-30-03)	30

100-PLUS POINT GAMES

Score	Facility	Date	Opponent	Points
Rutgers 101, Seton Hall 54	CAG	1-29-77	Rutgers 116, Fairleigh Dickinson 57	RAC 12-2-80
Rutgers 104, Kean 70	CAG	2-3-77	Rutgers 106, Boston University 76	Away 12-6-80
Rutgers 113, Morgan State 60	CAG	2-10-77	Rutgers 105, Seton Hall 85	CAG 12-9-80
Rutgers 111, Temple 56	CAG	2-24-77	Rutgers 104, Temple 64	Away 1-6-81
Rutgers 101, Hofstra 52	Away	3-5-77	Rutgers 100, Rhode Island 42	RAC 1-14-81
Rutgers 104, West Chester 73	CAG	2-9-78	Rutgers 106, Long Island 60	RAC 2-16-81
Rutgers 113, Glassboro State 77	CAG	2-21-78	Rutgers 105, La Salle 58	RAC 11-28-81
Rutgers 110, Princeton 70	CAG	12-9-78	Rutgers 109, Queens 53	Away 2-2-84
Rutgers 107, Oakland (MI) 62	Neutral	12-27-78	Rutgers 106, St. Bonaventure 65	RAC 1-31-87
Rutgers 114, Rhode Island 65	RAC	1-11-79	Rutgers 108, Duquesne 33	RAC 1-9-88
Rutgers 117, Long Island 53	RAC	1-27-79	Rutgers 108, Duquesne 47	Away 2-11-88
Rutgers 104, East Stroudsburg 64	CAG	2-3-79	Rutgers 100, Rhode Island 67	RAC 3-7-88
Rutgers 101, Queens 84	Away	2-10-79	Rutgers 100, Rhode Island 65	RAC 2-4-89
Rutgers 116, Princeton 43	Away	11-27-79	Rutgers 110, St. Bonaventure 86	Away 2-13-89
Rutgers 130, William Paterson 50	CAG	1-17-80	Rutgers 106, Providence 102 (nt)	Away 11-29-93
Rutgers 102, Queens 74	RAC	2-7-80	Rutgers 101, West Virginia 69	Away 1-9-94
Rutgers 116, Glassboro State 38	CAG	2-19-80	Rutgers 100, West Virginia 71	RAC 1-4-95
Rutgers 122, Kean 71	Away	2-27-80	Rutgers 100, Davidson 44	RAC 11-30-14
Rutgers 111, La Salle 64	RAC	11-29-80		

CAG indicates College Avenue Gymnasium

RAC indicates Rutgers Athletic Center

SCORING AVERAGE

Season	Leader	Gms	Pts.-Avg.
1974-75	Charlotte Walker	11	139-12.6
1975-76	Not Available		
1976-77	Patti Sikorski	26	443-15.8
1977-78	Kathy Glutz	28	430-16.5
1978-79	June Olkowski	32	496-15.5
1979-80	Joanne Burke	33	521-15.8
1980-81	Kris Kirchner	33	621-18.8
1981-82	Terry Dorner	32	626-19.6
1982-83	Lorrie Lawrence	29	507-17.5
1983-84	Lorrie Lawrence	23	338-14.7
1984-85	Sue Wicks	28	417-14.9
1985-86	Sue Wicks	33	719-21.8
1986-87	Sue Wicks	33	726-22.0
1987-88	Sue Wicks	31	793-25.6
1988-89	Telicher Austin	29	617-21.3
1989-90	Vicky Picott	30	509-17.0
1990-91	Vicky Picott	30	549-18.3
1991-92	Tanya Hansen	27	547-20.3
1992-93	Caroline DeRoose	28	439-15.7
1993-94	Caroline DeRoose	30	582-19.4
1994-95	Liz Hanson	30	447-14.9
1995-96	Liz Hanson	28	371-13.3
1996-97	Tomora Young	26	359-13.8
1997-98	Tasha Pointer	32	448-14.0
1998-99	Shawnetta Stewart	35	502-14.3
1999-00	Shawnetta Stewart	34	496-14.6
2000-01	Tammy Sutton-Brown	31	372-12.0
2001-02	Mauri Horton	28	364-13.0
2002-03	Cappie Pondexter	29	532-18.3
2003-04	Cappie Pondexter	33	592-17.9
2004-05	Cappie Pondexter	27	397-14.7
2005-06	Cappie Pondexter	32	690-21.6
2006-07	Kia Vaughn	36	462-12.8
2007-08	Epiphanny Prince	34	469-13.8
2008-09	Epiphanny Prince	33	644-19.5
2009-10	Brittany Ray	34	484-14.2
2010-11	April Sykes	33	464-14.1
2011-12	Khadijah Rushdan	30	393-13.1
2012-13	Erica Wheeler	30	315-10.5
2013-14	Kahleah Copper	36	580-16.1
2014-15	Kahleah Cooper	33	538-16.3

REBOUNDING AVERAGE

Season	Leader	Gms	Rebs.-Avg.
1974-75	Sue Phillippe	11	94-8.5
1975-76	Not Available		
1976-77	Sandy Tupurins	26	355-13.7
1977-78	Sandy Tupurins	17	233-13.7
1978-79	June Olkowski	32	304-9.5
1979-80	Sandy Tupurins	32	245-7.7
1980-81	Kris Kirchner	33	314-9.5
1981-82	Terry Dorner	32	324-10.1
1982-83	Julie Salmon	27	214-7.9
1983-84	Regina Howard	29	241-8.3
1984-85	Sue Wicks	28	245-8.8
1985-86	Sue Wicks	33	332-10.1
1986-87	Sue Wicks	33	404-12.2
1987-88	Sue Wicks	31	376-12.1
1988-89	Vicky Picott	31	253-8.2
1989-90	Vicky Picott	30	243-8.1
1990-91	Vicky Picott	30	283-9.4
1991-92	Tanya Hansen	27	231-8.6
1992-93	C'ta Mitchelson	31	230-7.4
1993-94	Janell Williams	26	271-10.4
1994-95	Janell Williams	20	172-8.6
1995-96	Susan Blausler	27	151-5.6
1996-97	Susan Blausler	27	179-6.6
1997-98	Linda Miles	32	220-6.9
1998-99	Shawnetta Stewart	35	246-7.0
1999-00	Shawnetta Stewart	34	215-6.3
2000-01	Tasha Pointer	31	186-6.0
2001-02	Davalyn Cunningham	25	188-7.5
2002-03	Shalicia Hurns	17	121-7.1
2003-04	Shalicia Hurns	31	192-6.2
2004-05	Michelle Campbell	35	198-5.7

2005-06	Kia Vaughn	32	224-7.0
2006-07	Kia Vaughn	36	336-9.3
2007-08	Kia Vaughn	34	282-8.3
2008-09	Kia Vaughn	33	237-7.2
2009-10	Chelsey Lee	34	238-7.2
2010-11	Chelsey Lee	33	248-7.5
2011-12	Monique Oliver	32	234-7.3
2013-13	Betnijah Laney	30	150-5.0
	Monique Oliver	28	139-5.0
2013-14	Betnijah Laney	35	296-8.5
2014-15	Betnijah Laney	32	342-10.7

ASSISTS AVERAGE

Season	Leader	Gms	Ast.-Avg.
1974-75	Barbara Knudson	11	21-1.9
1975-76	Not Available		
1976-77	Patti Sikorski	28	129-4.6
1977-78	Sheilah Collins	25	148-5.9
1978-79	Mary Coyle	32	132-4.1
1979-80	Mary Coyle	27	136-5.0
1980-81	Mary Coyle	33	164-5.0
1981-82	Mary Coyle	32	208-6.5
1982-83	Janet Schwarz	29	104-3.6
1983-84	Debbie Paladino	29	126-4.3
1984-85	Kristen Foley	27	76-2.8
1985-86	Janet Malouf	33	184-5.6
1986-87	Janet Malouf	33	209-6.3
1987-88	Janet Malouf	28	166-5.9
1988-89	Janet Malouf	31	159-5.1
1989-90	Lynn Ust	30	115-3.8
1990-91	Cheryl Cop	30	106-3.5
1991-92	Vicky Green	31	131-4.2
1992-93	Cheryl Cop	30	94-3.1
	Vicky Green	31	97-3.1
1993-94	Liz Hanson	30	176-5.9
1994-95	Liz Hanson	30	167-5.6
1995-96	Liz Hanson	28	108-3.9
1996-97	Kristen Somogyi	28	172-6.1
1997-98	Tasha Pointer	32	179-5.6
1998-99	Tasha Pointer	33	226-6.8
1999-00	Tasha Pointer	32	177-5.5
2000-01	Tasha Pointer	31	257-8.3
2001-02	Nikki Jett	29	94-3.2
2002-03	Cappie Pondexter	29	142-4.9
2003-04	Cappie Pondexter	33	141-4.3
2004-05	Matee Ajavon	35	121-3.5
2005-06	Matee Ajavon	32	144-4.5
2006-07	Matee Ajavon	32	121-3.8
2007-08	Matee Ajavon	33	170-5.2
2008-09	Epiphanny Prince	33	91-2.8
2009-10	Khadijah Rushdan	32	116-3.6
2010-11	Khadijah Rushdan	31	160-5.1
2011-12	Khadijah Rushdan	30	102-3.4
2012-13	Syessence Davis	30	90-3.0
2013-14	Syessence Davis	37	154-4.2
2014-15	Syessence Davis	32	124-3.9

STEALS AVERAGE

Season	Leader	Gms	Stls.-Avg.
1974-75	Not Available		
1975-76	Not Available		
1976-77	Denise Kenney	21	88-4.2
1977-78	Denise Kenney	28	104-3.7
1978-79	Denise Kenney	32	71-2.2
1979-80	Joanne Burke	33	83-2.5
1980-81	Joanne Burke	29	57-2.0
1981-82	June Olkowski	24	58-2.4
1982-83	Jennie Hall	27	76-2.8
1983-84	Lorrie Lawrence	23	50-2.2
1984-85	Sue Wicks	28	30-1.1
1985-86	Sue Wicks	33	86-2.6
1986-87	Regina Howard	33	93-2.8
1987-88	Sue Wicks	31	81-2.6
1988-89	Janet Malouf	31	50-1.6
1989-90	Vicky Picott	30	73-2.4
1990-91	Vicky Picott	30	93-3.1
1991-92	C'ta Mitchelson	31	70-2.3

1992-93	C'ta Mitchelson	31	87-2.8
1993-94	Liz Hanson	30	117-3.9
1994-95	Liz Hanson	30	68-2.3
1995-96	Liz Hanson	28	88-3.1
1996-97	Tomora Young	26	51-2.0
1997-98	Tasha Pointer	32	98-3.1
1998-99	Shawnetta Stewart	35	68-1.9
1999-00	Shawnetta Stewart	34	62-1.8
2000-01	Tasha Pointer	31	67-2.2
2001-02	Davalyn Cunningham	25	46-1.8
2002-03	Chelsea Newton	29	56-1.9
2003-04	Cappie Pondexter	33	58-1.8
2004-05	Matee Ajavon	35	77-2.2
2005-06	Matee Ajavon	32	84-2.6
2006-07	Epiphany Prince	36	89-2.7
2007-08	Epiphany Prince	34	84-2.5
2008-09	Epiphany Prince	33	87-2.6
2009-10	Khadajah Rushdan	34	56-1.8
2010-11	Erica Wheeler	33	56-1.6
2011-12	Erica Wheeler	32	52-1.6
2012-13	Erica Wheeler	30	76-2.5
2013-14	Syessence Davis	37	107-2.9
2014-15	Syessence Davis	32	105-3.3

FIELD GOAL PERCENTAGE

(minimum 90 attempts)

Season	Leader	Gms	FGM-FGA	Pct.
1974-75	Charlotte Walker	11	62-162	.383
1975-76	Not Available			
1976-77	Sue Phillippe	27	136-279	.487
1977-78	Sheilah Collins	25	93-180	.517
1978-79	Sandy Tupurins	23	53-93	.570
1979-80	Chris Dailey	30	48-93	.516
1980-81	June Olkowski	17	101-190	.532
1981-82	Lorrie Lawrence	27	101-173	.584
1982-83	Lorrie Lawrence	29	215-374	.575
1983-84	Regina Howard	29	158-260	.608
1984-85	Regina Howard	24	119-222	.536
1985-86	Regina Howard	32	188-325	.578
1986-87	Regina Howard	33	271-430	.630
1987-88	Missy Lender	32	169-266	.635
1988-89	Missy Lender	29	114-198	.576
1989-90	Vicky Picott	30	204-413	.494
1990-91	Tanya Hansen	29	206-335	.615
1991-92	Cheryl Cop	23	83-148	.561
1992-93	Regina Kalucki	31	89-177	.503
1993-94	Gabriela Gonzalez	30	96-186	.516
1994-95	Gabriela Gonzalez	30	50-96	.521
1995-96	Liz Hanson	28	131-298	.440
1996-97	Susan Blauser	28	111-226	.491
1997-98	T. Sutton-Brown	32	93-172	.541
1998-99	T. Sutton-Brown	35	132-196	.673
1999-00	T. Sutton-Brown	32	109-211	.517
2000-01	T. Sutton-Brown	31	137-237	.578
2001-02	D. Cunningham	25	101-224	.451
2002-03	Michelle Campbell	29	57-106	.538
2003-04	Michelle Campbell	33	97-181	.536
2004-05	Michelle Campbell	35	151-269	.561
2005-06	Michelle Campbell	32	99-180	.550
2006-07	Kia Vaughn	36	182-327	.557
2007-08	Kia Vaughn	34	146-266	.549
2008-09	Kia Vaughn	33	151-258	.585
2009-10	Monique Oliver	32	73-120	.608
2010-11	Monique Oliver	33	140-257	.545
2011-12	Monique Oliver	32	142-260	.546
2012-13	Monique Oliver	28	103-195	.528
2013-14	Rachel Hollivay	36	115-216	.532
2014-15	Rachel Hollivay	31	85-147	.578

FREE THROW PERCENTAGE

(minimum 20 attempts)

Season	Leader	Gms	FTM-FTA	Pct.
1974-75	Charlotte Walker	11	14-22	.636
1975-76	Not Available			
1976-77	Patti Sikorski	28	79-101	.782
1977-78	Patti Sikorski	28	53-68	.779

1978-79	Patty Delehanty	32	42-52	.808
1979-80	Patty Coyle	33	61-73	.836
1980-81	Joanne Burke	29	62-73	.849
1981-82	Patty Coyle	32	73-88	.830
1982-83	Julie Salmon	27	115-136	.846
1983-84	Debbie Paladino	29	33-41	.805
1984-85	Debbie Paladino	26	30-39	.769
1985-86	Julie Salmon	32	30-38	.789
1986-87	Sue Wicks	33	116-153	.758
1987-88	Sue Wicks	31	155-191	.812
1988-89	Janet Malouf	31	36-43	.837
1989-90	Cheryl Cop	11	22-25	.880
1990-91	Cheryl Cop	30	33-41	.805
1991-92	Caroline DeRoose	32	91-103	.883
1992-93	Caroline DeRoose	28	71-86	.826
1993-94	Caroline DeRoose	30	108-127	.850
1994-95	Liz Hanson	30	118-149	.792
1995-96	Liz Hanson	28	70-86	.814
1996-97	Kristen Somogyi	28	43-52	.827
1997-98	Tomora Young	32	64-71	.901
1998-99	Linda Miles	35	63-82	.768
1999-00	S. Stewart	34	108-142	.761
2000-01	Kourtney Walton	19	22-31	.710
2001-02	Mauri Horton	28	32-45	.711
2002-03	Cappie Pondexter	29	103-129	.798
2003-04	Cappie Pondexter	33	120-156	.769
2004-05	Cappie Pondexter	27	68-86	.791
2005-06	Cappie Pondexter	32	136-168	.810
2006-07	Epiphany Prince	36	111-139	.799
2007-08	Matee Ajavon	33	82-104	.788
2008-09	Heather Zurich	33	27-31	.871
2009-10	Brianny Ray	34	102-135	.756
2010-11	Nikki Speed	22	19-23	.826
2011-12	Erica Wheeler	32	32-40	.800
2012-13	Erica Wheeler	30	39-52	.750
2013-14	Tyler Scaife	37	84-108	.778
2014-15	Shrita Parker	26	21-24	.875

THREE-POINT FIELD GOAL PERCENTAGE

(minimum 40 attempts)

Season	Leader	Gms	FGM-FGA	Pct.
1986-87	Glorisa Catala	23	8-29	1.276
1987-88	Glorisa Catala	25	18-50	.360
1988-89	Janet Malouf	31	45-99	.455
1989-90	Glorisa Catala	26	22-59	.373
1990-91	Caroline DeRoose	28	27-64	.422
1991-92	Caroline DeRoose	32	68-176	.386
1992-93	Caroline DeRoose	28	50-128	.391
1993-94	Caroline DeRoose	30	60-149	.403
1994-95	Rachel Pieczynski	23	16-42	.381
1995-96	Liz Hanson	28	39-99	.394
1996-97	Tomora Young	26	34-108	.315
1997-98	Tomora Young	32	71-186	.382
1998-99	Shawnetta Stewart	35	56-134	.418
1999-00	Tasha Pointer	32	15-41	.366
2000-01	Karilita Washington	28	21-75	.280
2001-02	Mauri Horton	28	60-174	.345
2002-03	Chelsea Newton	29	18-42	.429
2003-04	Cappie Pondexter	33	40-105	.381
2004-05	Cappie Pondexter	27	33-72	.458
2005-06	Cappie Pondexter	32	62-127	.488
2006-07	Matee Ajavon	32	32-81	.395
2007-08	Epiphany Prince	34	43-121	.355
2008-09	Brianny Ray	33	49-128	.383
2009-10	Brianny Ray	34	66-171	.386
2010-11	April Sykes	33	67-178	.376
2011-12	Erica Wheeler	32	39-129	.302
2012-13	Erica Wheeler	30	52-178	.292
2013-14	Briyona Canty	37	13-43	.302
2014-15	Cynthia Hernandez	27	27-64	.422

Most attempts taken by any RU player in first season with a three-point line.

SCORING AVERAGE

Freshman	Gms	Pts.	Avg.
1. Cappie Pondexter (2002-03)	29	532	18.3
2. Patti Sikorski (1976-77)	28	443	15.8
T-3. Kathy Glutz (1976-77)	28	433	15.5
T-3. June Olkowski (1978-79)	32	496	15.5
5. Sue Wicks (1984-85)	28	417	14.9
6. Tyler Scaife (2013-14)	37	536	14.5
7. Tasha Pointer (1997-98)	32	448	14.0
8. Julie Salmon (1982-83)	27	371	13.7
9. Sandy Tupurins (1976-77)	26	345	13.3
10. Alicia Sheeler (1993-94)	30	397	13.2

Sophomore	Gms	Pts.	Avg.
1. Sue Wicks (1985-86)	33	719	21.8
2. Cappie Pondexter (2003-04)	33	592	17.9
3. Kathy Glutz (1977-78)	26	430	16.5
4. Kahleah Copper (2013-14)	36	580	16.1
5. Liz Hanson (1993-94)	30	481	16.0
6. Caroline DeRoose (1991-92)	32	499	15.6
7. June Olkowski (1979-80)	30	463	15.4
8. Tanya Hansen (1989-90)	29	420	14.5
9. Denise Kenney (1976-77)	21	299	14.2
10. Patti Sikorski (1977-78)	28	395	14.1

Junior	Gms	Pts.	Avg.
1. Sue Wicks (1986-87)	33	726	22.0
2. Epiphany Prince (2008-09)	33	644	19.5
3. Lorrie Lawrence (1982-83)	29	507	17.5
4. Tanya Hansen (1990-91)	29	500	17.2
5. Vicky Picott (1989-90)	30	509	17.0
6. Kahleah Copper (2014-15)	33	538	16.3
7. Joanne Burke (1979-80)	33	521	15.8
8. Caroline DeRoose (1992-93)	28	439	15.7
9. Janell Williams (1993-94)	26	394	15.2
10. June Olkowski (1980-81)	17	256	15.1

Senior	Gms	Pts.	Avg.
1. Sue Wicks (1987-88)	31	793	25.6
2. Cappie Pondexter (2005-06)	32	690	21.6
3. Telicher Austin (1988-89)	29	617	21.3
4. Regina Howard (1986-87)	33	690	20.9
5. Tanya Hansen (1991-92)	27	547	20.3
6. Terry Dorner (1981-82)	32	626	19.6
7. Caroline DeRoose (1993-94)	30	582	19.4
8. Kris Kirchner (1980-81)	33	621	18.8
9. Vicky Picott (1990-91)	30	549	18.3
10. Betnijah Laney (2014-15)	32	505	15.8



Cappie Pondexter recorded the highest scoring average of any freshman in Rutgers history

REBOUNDING AVERAGE

Freshman	Gms	Rebs.	Avg.
1. Sandy Tupurins (1976-77)	26	355	13.7
2. Kathy Glutz (1976-77)	28	294	10.5
3. June Olkowski (1978-79)	32	304	9.5
4. Sue Wicks (1984-85)	28	245	8.8
5. Regina Howard (1983-84)	29	241	8.3
6. Julie Salmon (1982-83)	27	214	7.9
7. Vicky Picott (1987-88)	32	250	7.8
8. Kia Vaughn (2005-06)	32	224	7.0
T-9. Alicia Sheeler (1994-95)	30	208	6.9
T-9. Linda Miles (1997-98)	32	220	6.9


Sophomore	Gms	Rebs.	Avg.
1. Sandy Tupurins (1977-78)	17	233	13.7
2. Sue Wicks (1985-86)	33	332	10.1
3. Kathy Glutz (1977-78)	26	250	9.6
4. Kia Vaughn (2006-07)	36	336	9.3
5. Regina Howard (1984-85)	24	208	8.7
6. Sue Phillippe (1974-75)	11	94	8.5
7. Vicky Picott (1988-89)	31	253	8.2
8. Tanya Hansen (1989-90)	29	227	7.8
9. Patti Sikorski (1977-78)	28	213	7.6
T-10. Joan Duda (1974-75)	11	82	7.5
T-10. June Olkowski (1978-80)	30	225	7.5

Junior	Gms	Rebs.	Avg.
1. Sue Wicks (1986-87)	33	404	12.2
2. Janell Williams (1993-94)	26	271	10.4
3. Tanya Hansen (1990-91)	29	268	9.2
4. Betnijah Laney (2013-14)	35	296	8.5
4. Kia Vaughn (2007-08)	34	282	8.3
5. Regina Howard (1985-86)	32	263	8.2
6. Vicky Picott (1989-90)	30	243	8.1
7. Terry Dorner (1980-81)	33	252	7.6
8. Chelsey Lee (2010-11)	33	248	7.5
9. C'ta Mitchelson (1991-92)	31	228	7.4
10. Monique Oliver (2011-12)	32	234	7.3

Senior	Gms	Rebs.	Avg.
1. Sue Wicks (1987-88)	31	376	12.1
2. Betnijah Laney (2014-15)	32	342	10.7
3. Terry Dorner (1981-82)	32	324	10.1
4. Regina Howard (1986-87)	33	324	9.8
5. Kris Kirchner (1980-81)	33	314	9.5
6. Vicky Picott (1990-91)	30	283	9.4
7. Tanya Hansen (1991-92)	27	231	8.6
8. Sandy Tupurins (1978-80)	32	245	7.7
9. Davalyn Cunningham (2001-02)	25	188	7.5
10. C'ta Mitchelson (1992-93)	31	230	7.4



Betnijah Laney has the second-best rebounding average as a senior in Rutgers history



Epiphanny Prince holds the second-best scoring average for a junior

ASSISTS AVERAGE

Freshman

	Gms	Ast.	Avg.
T-1. Janet Malouf (1985-86)	33	184	5.6
T-1. Tasha Pointer (1997-98)	32	179	5.6
3. Cappie Pondexter (2002-03)	29	142	4.9
4. Patti Sikorski (1976-77)	28	129	4.6
5. Mary Coyle (1978-79)	32	132	4.1
6. Janet Schwarz (1982-83)	29	104	3.6
7. Matee Ajavon (2004-05)	35	121	3.5
8. Kristen Foley (1982-83)	14	42	3.0
9. Epiphanny Prince (2006-07)	36	102	2.8
T-10. Saona Chapman (2001-02)	29	78	2.7
T-10. Tyler Scaife (2013-14)	37	100	2.7

Sophomore

	Gms	Ast.	Avg.
1. Tasha Pointer (1998-99)	33	226	6.8
2. Janet Malouf (1986-87)	33	209	6.3
3. Liz Hanson (1993-94)	30	176	5.9
4. Mary Coyle (1979-80)	27	136	5.0
5. Denise Kenney (1976-77)	21	96	4.6
6. Matee Ajavon (2005-06)	32	144	4.5
7. Cappie Pondexter (2003-04)	33	141	4.3
8. Caroline DeRoose (1991-92)	32	130	4.1
T-9. Cheryl Cop (1990-91)	30	106	3.5
T-9. Amy Reynders (1993-94)	30	104	3.5

Junior

	Gms	Ast.	Avg.
1. Janet Malouf (1987-88)	28	166	5.9
2. Liz Hanson (1994-95)	30	167	5.6
3. Tasha Pointer (1999-00)	32	177	5.5
4. Khadijah Rushdan (2010-11)	31	160	5.1
5. Mary Coyle (1980-81)	33	164	5.0
6. Kristen Foley (1985-86)	32	155	4.8
7. Debbie Paladino (1983-84)	29	126	4.3

T-8. Vicky Green (1991-92)	31	131	4.2
T-8. Syessence Davis (2013-14)	37	154	4.2
10. Briyona Canty	29	117	4.0

Senior

	Gms	Ast.	Avg.
1. Tasha Pointer (2000-01)	31	257	8.3
2. Mary Coyle (1981-82)	32	208	6.5
3. Sheilah Collins (1977-78)	25	148	5.9
T-4. Matee Ajavon (2007-08)	33	170	5.2
T-4. Kristen Foley (1986-87)	33	173	5.2
6. Janet Malouf (1988-89)	31	159	5.1
7. Lynn Ust (1990-91)	21	91	4.3
T-8. Liz Hanson (1995-96)	28	108	3.9
T-8. Syessence Davis (2014-15)	32	124	3.9
10. Caroline DeRoose (1993-94)	30	114	3.8



Matee Ajavon led the Scarlet Knights in assists in four-straight seasons (2004-08)

1974-75 (6-5)
EIAW Mid-Atlantic Region Tournament Participant

G	Charlotte Walker	So.	12.6 ppg	4.7 rpg
G	Lillie Jackson	Fr.	7.0 ppg	5.8 rpg
C	Sue Phillippe	So.	11.2 ppg	8.5 rpg
F	Barbara Knudson	Sr.	10.3 ppg	4.4 rpg
F	Janice Austin	So.	5.3 ppg	6.2 rpg
Top Subs: Joan Duda (So., 4.3 ppg, 7.5 rpg).				
Evelyn Donofrio (So., 2.9 ppg, 3.5 rpg)				

1975-76 (5-9)

(unavailable)

1976-77 (17-11)
EIAW Mid-Atlantic Region Tournament Participant

G	Denise Kenney	So.	14.2 ppg	6.9 rpg
G	Kate Sweney	Sr.	4.6 ppg	2.7 rpg
C	Sandy Tupurins	Fr.	13.3 ppg	13.7 rpg
F	Patti Sikorski	Fr.	15.8 ppg	6.0 rpg
F	Kathy Glutz	Fr.	15.4 ppg	10.5 rpg
Top Subs: Sue Phillippe (Sr., 11.6 ppg, 6.0 rpg).				
Lillie Jackson (Jr., 3.2 ppg, 2.5 rpg)				

1977-78 (16-12)
EIAW Mid-Atlantic Region Tournament Participant

G	Sheillah Collins	Sr.	10.2 ppg	5.9 rpg
G	Denise Kenney	Jr.	13.5 ppg	7.0 rpg
C	Sandy Tupurins	So.	12.1 ppg	13.7 rpg
F	Patti Sikorski	So.	14.1 ppg	7.5 rpg
F	Kathy Glutz	So.	16.5 ppg	9.5 rpg
Top Subs: Erika Sauer (Sr., 8.6 ppg, 5.3 rpg).				
Alice Hedden (Fr., 5.1 ppg, 6.8 rpg)				

1978-79 (28-4)
EIAW Mid-Atlantic Region Tournament Champion
AIAW Eastern Satellite Tournament Participant

G	Mary Coyle	Fr.	9.8 ppg	4.1 rpg
G	Denise Kenney	Sr.	13.2 ppg	5.3 rpg
C	Sandy Tupurins	Jr.	5.7 ppg	4.8 rpg
F	June Olkowski	Fr.	15.5 ppg	9.5 rpg
F	Kathy Glutz	Jr.	11.5 ppg	6.0 rpg
Top Subs: Patty Delehanty (Fr., 10.6 ppg, 5.1 rpg).				
Patti Sikorski (Jr., 7.5 ppg, 4.7 rpg)				

1979-80 (28-5)
EIAW Mid-Atlantic Region Tournament Runner-Up
AIAW National Tournament Final Eight

G	Mary Coyle	So.	5.4 ppg	5.0 rpg
G	Patty Coyle	So.	8.3 ppg	3.0 rpg
C	Sandy Tupurins	Sr.	8.1 ppg	7.7 rpg
F	Kathy Glutz	Sr.	6.6 ppg	3.6 rpg
F	June Olkowski	So.	15.4 ppg	7.5 rpg
Top Subs: Joanne Burke (Jr., 15.8 ppg, 4.3 rpg).				
Patty Delehanty (So., 11.1 ppg, 4.9 rpg)				

1980-81 (27-6)
EIAW Mid-Atlantic Region Tournament Runner-Up
AIAW National Tournament Final Sixteen

G	Mary Coyle	Jr.	4.8 ppg	5.0 rpg
G	Patty Coyle	Jr.	9.7 ppg	3.3 rpg
C	Kris Kirchner	Sr.	18.8 ppg	9.5 rpg
F	Joanne Burke	Sr.	11.5 ppg	4.1 rpg
F	June Olkowski	Jr.	15.1 ppg	5.6 rpg
Top Subs: Terry Dorner (Jr., 10.5 ppg, 7.6 rpg).				
Jennie Hall (So., 7.0 ppg, 3.2 rpg)				

1981-82 (25-7)
EIAW Mid-Atlantic Region Tournament Runner-Up
AIAW Tournament National Champions

G	Mary Coyle	Sr.	6.4 ppg	6.5 rpg
G	Patty Coyle	Sr.	12.2 ppg	4.0 rpg
C	Terry Dorner	Sr.	19.6 ppg	10.1 rpg
F	June Olkowski	Sr.	11.9 ppg	6.5 rpg
F	Jennie Hall	Jr.	10.7 ppg	3.6 rpg
Top Subs: Lorie Lawrence (So., 8.7 ppg, 2.6 rpg).				
Patty Delehanty (Sr., 6.4 ppg, 2.5 rpg).				
Chris Dailey (Sr., 3.1 ppg, 2.6 rpg)				

1982-83 (19-10)
Atlantic 10 Conference Tournament Runner-Up

G	Debbie Paladino	So.	4.0 ppg	2.8 rpg
G	Lorrie Lawrence	Jr.	17.5 ppg	4.5 rpg
C	Julie Salmon	Fr.	13.7 ppg	7.9 rpg
F	Jennie Hall	Sr.	15.2 ppg	5.2 rpg
F	Carol Glutz	Jr.	9.1 ppg	6.7 rpg
Top Subs: Ronnie Smyth (Fr., 8.1 ppg, 4.4 rpg).				
Jane Schwarz (Fr., 4.6 ppg, 3.6 rpg)				

1983-84 (20-9)
Atlantic 10 Conference Regular-Season Champion
Atlantic 10 Conference Tournament Semifinalist

G	Debbie Paladino	Jr.	6.9 ppg	4.3 rpg
G	Janet Schwarz	So.	4.6 ppg	2.5 rpg
C	Julie Salmon	So.	11.1 ppg	6.1 rpg
F	Regina Howard	Fr.	12.5 ppg	8.3 rpg
F	Lorrie Lawrence	Sr.	14.7 ppg	3.9 rpg
Top Subs: Crystal Berry (Fr., 8.5 ppg, 4.7 rpg).				
Ronnie Smyth (So., 7.1 ppg, 3.8 rpg)				

1984-85 (19-9)
Atlantic 10 Conference Tournament Quarterfinalist

G	Debbie Paladino	Sr.	4.3 ppg	2.9 rpg
G	Crystal Berry	So.	9.3 ppg	5.0 rpg
C	Julie Salmon	Jr.	13.2 ppg	6.4 rpg
F	Regina Howard	So.	11.9 ppg	8.7 rpg
F	Kristen Foley	So.	5.4 ppg	2.8 rpg
Top Subs: Sue Wicks (Fr., 14.9 ppg, 8.8 rpg).				
Sue Forsyth (Fr., 4.0 ppg, 3.9 rpg)				

1985-86 (29-4)
Atlantic 10 Conference Regular-Season Champion
Atlantic 10 Conference Tournament Runner-Up
NCAA Tournament Final Eight

G	Janet Malouf	Fr.	4.8 ppg	5.6 rpg
G	Telicher Austin	Fr.	10.1 ppg	2.9 rpg
C	Regina Howard	Jr.	14.8 ppg	8.2 rpg
F	Kristen Foley	Jr.	10.8 ppg	4.8 rpg
F	Sue Wicks	So.	21.8 ppg	10.1 rpg
Top Subs: Kelley Watts (Sr., 6.9 ppg, 2.2 rpg).				
Julie Salmon (Sr., 5.1 ppg, 2.7 rpg)				

1986-87 (30-3)
Atlantic 10 Conference Regular-Season Champion
Atlantic 10 Conference Tournament Champion
NCAA Tournament Final Eight

G	Janet Malouf	So.	4.2 ppg	6.3 rpg
G	Telicher Austin	So.	12.3 ppg	3.0 rpg
C	Regina Howard	Sr.	20.9 ppg	9.8 rpg
F	Kristen Foley	Sr.	11.4 ppg	5.2 rpg
F	Sue Wicks	Jr.	22.0 ppg	12.2 rpg
Top Subs: Jill Shildt (Jr., 3.5 ppg, 1.3 rpg).				
Missy Lender (So., 3.3 ppg, 3.2 rpg)				

1987-88 (27-5)
Atlantic 10 Conference Regular-Season Champion
Atlantic 10 Conference Tournament Champion
NCAA Tournament Sweet Sixteen

G	Janet Malouf	Jr.	6.4 ppg	5.9 rpg
G	Telicher Austin	Jr.	13.5 ppg	3.9 rpg
C	Missy Lender	Jr.	12.2 ppg	5.2 rpg
F	Vicky Picott	Fr.	11.4 ppg	7.8 rpg
F	Sue Wicks	Sr.	25.6 ppg	12.1 rpg
Top Subs: Lynn Ust (Fr., 5.2 ppg, 2.8 rpg).				
Wendy Porter (Jr., 2.1 ppg, 2.3 rpg)				

R ALL-TIME-STARTING LINEUPS

PLAYERS

COACHES

OUTLOOK

REVIEW

RUTGERS

HISTORY

MEDIA

1988-89 (24-7)

Atlantic 10 Conference Regular-Season Co-Champion

Atlantic 10 Conference Tournament Semifinalist

NCAA Tournament Second Round

G	Janet Malouf	Sr.	9.0 ppg	5.1 rpg
G	Telicher Austin	Sr.	21.3 ppg	4.8 rpg
C	Missy Lender	Sr.	9.7 ppg	5.1 rpg
F	Vicky Picoitt	So.	11.9 ppg	8.2 rpg
F	Lynn Ust	So.	7.9 ppg	3.4 rpg
Top Subs: LaTonya Johnson (Fr., 7.5 ppg, 5.1 rpg), Tanya Hansen (Fr., 6.9 ppg, 5.4 rpg)				

1989-90 (20-10)

Atlantic 10 Conference Regular-Season Co-Champion

Atlantic 10 Conference Tournament Semifinalist

NCAA Tournament First Round

G	Lynn Ust	Jr.	9.4 ppg	3.7 rpg
G	Suzanne Cooper	Sr.	5.2 ppg	2.1 rpg
C	LaTonya Johnson	So.	8.4 ppg	7.1 rpg
F	Vicky Picoitt	Jr.	17.0 ppg	8.1 rpg
F	Tanya Hansen	So.	14.5 ppg	7.8 rpg
Top Subs: Vicky Green (Fr., 4.6 ppg, 1.2 rpg), Glorisa Catala (Sr., 4.2 ppg, 1.4 rpg)				

1990-91 (23-7)

Atlantic 10 Conference Tournament Semifinalist

NCAA Tournament First Round

G	Cheryl Cop	So.	5.3 ppg	1.7 rpg
G	Lynn Ust	Sr.	9.6 ppg	3.6 rpg
C	LaTonya Johnson	Jr.	8.0 ppg	5.3 rpg
F	Vicky Picoitt	Sr.	18.3 ppg	9.4 rpg
F	Tanya Hansen	Jr.	17.2 ppg	9.2 rpg
Top Subs: Caroline DeRoose (Fr., 8.6 ppg, 2.7 rpg), Vicky Green (So., 4.4 ppg, 2.1 rpg)				

1991-92 (21-11)

Atlantic 10 Conference Tournament Runner-Up

NCAA Tournament Second Round

G	Vicky Green	Jr.	7.7 ppg	3.8 rpg
G	Caroline DeRoose	So.	15.6 ppg	5.0 rpg
C	LaTonya Johnson	Sr.	8.2 ppg	6.7 rpg
F	Tanya Hansen	Sr.	20.3 ppg	8.6 rpg
F	C'ia Mitchelson	Jr.	7.9 ppg	7.4 rpg
Top Subs: Gabriela Gonzalez (Fr., 3.7 ppg, 2.3 rpg), LaDon Echols (Sr., 1.7 ppg, 1.3 rpg)				

1992-93 (22-9)

Atlantic 10 Conference Regular-Season Champion

Atlantic 10 Conference Tournament Champion

NCAA Tournament Second Round

G	Vicky Green	Sr.	6.7 ppg	2.3 rpg
G	Cheryl Cop	Sr.	7.8 ppg	2.6 rpg
C	C'ia Mitchelson	Sr.	10.4 ppg	7.4 rpg
F	Caroline DeRoose	Jr.	15.2 ppg	5.0 rpg
F	Janell Williams	So.	8.8 ppg	7.1 rpg

1993-94 (22-8)

Atlantic 10 Conference Regular-Season Co-Champion

Atlantic 10 Conference Tournament Champion

NCAA Tournament First Round

G	Liz Hanson	So.	16.0 ppg	3.9 rpg
G	Amy Reynders	So.	6.6 ppg	4.4 rpg
C	Gabriela Gonzalez	Jr.	7.4 ppg	3.3 rpg
F	Caroline DeRoose	Sr.	19.4 ppg	6.4 rpg
F	Janell Williams	Jr.	15.2 ppg	10.4 rpg
Top Sub: Regina Kalucki (Jr., 11.7 ppg, 7.0 rpg)				

1994-95 (17-13)

Atlantic 10 Conference Tournament Runner-Up

G	Liz Hanson	Jr.	14.9 ppg	3.9 rpg
G	Amy Reynders	Jr.	6.6 ppg	4.4 rpg
F	Regina Kalucki	Sr.	9.8 ppg	5.1 rpg
F	Alicia Sheeler	Fr.	13.2 ppg	6.9 rpg
F	Janell Williams	Sr.	13.0 ppg	8.6 rpg
Top Sub: Gabriela Gonzalez (Sr., 5.0 ppg, 2.2 rpg)				

1995-96 (13-15)

BIG EAST Conference Tournament Quarterfinalist

G	Liz Hanson	Sr.	13.3 ppg	4.9 rpg
G	Kristen Somogyi	Jr.	9.4 ppg	2.6 rpg
C	Jen Clemente	Fr.	7.1 ppg	3.7 rpg
F	Amy Reynders	Sr.	3.6 ppg	4.3 rpg
F	Susan Blausler	Fr.	11.4 ppg	5.6 rpg
Top Subs: Kylie Martin (Fr., 8.3 ppg, 4.9 rpg), Tomora Young (Fr., 6.1 ppg, 4.9 rpg)				

1996-97 (11-17)

BIG EAST Conference Tournament Quarterfinalist

G	Kristen Somogyi	Sr.	9.3 ppg	3.8 rpg
G	Usha Gilmore	Fr.	7.9 ppg	3.0 rpg
C	Jen Clemente	So.	6.1 ppg	3.8 rpg
F	Lauren Hartmann	Sr.	2.2 ppg	1.8 rpg
F	Susan Blausler	So.	10.1 ppg	6.6 rpg
Top Subs: Tomora Young (So., 13.8 ppg, 4.7 rpg), Kylie Martin (So., 3.2 ppg, 3.6 rpg)				

1997-98 (22-10)

BIG EAST 7 Division Regular-Season Champion

BIG EAST Conference Tournament Runner-Up

NCAA Tournament Sweet Sixteen

G	Tasha Pointer	Fr.	14.0 ppg	5.6 rpg
G	Tomora Young	Jr.	13.7 ppg	3.3 rpg
C	Jen Clemente	Jr.	3.0 ppg	3.2 rpg
F	LaTana Lillard	So.	3.3 ppg	2.1 rpg
F	Linda Miles	Fr.	8.3 ppg	6.9 rpg
Top Subs: Shawnetta Stewart (So., 10.9 ppg, 5.5 rpg), Tammy Sutton-Brown (Fr., 7.1 ppg, 4.8 rpg), Usha Gilmore (So., 5.5 ppg, 2.5 rpg)				

1998-99 (26-6)

BIG EAST Conference Regular-Season Co-Champion

BIG EAST Conference Tournament Semifinalist

NCAA Tournament Elite Eight

G	Tasha Pointer	So.	10.3 ppg	6.8 rpg
G	Tomora Young	Sr.	10.9 ppg	2.5 rpg
C	Tammy Sutton-Brown	So.	10.1 ppg	5.9 rpg
F	Shawnetta Stewart	Jr.	14.3 ppg	7.0 rpg
F	Linda Miles	So.	9.7 ppg	5.4 rpg
Top Subs: Usha Gilmore (Jr., 5.7 ppg, 2.4 rpg), Davalyn Cunningham (Fr., 4.3 ppg, 3.2 rpg), Dana Boonen (So., 2.6 ppg, 1.6 rpg)				

1999-2000 (26-6)

BIG EAST Conference Tournament Runner-Up

NCAA Tournament Final Four

G	Tasha Pointer	Jr.	9.7 ppg	5.5 rpg
G	Karilita Washington	Jr.	5.0 ppg	1.8 rpg
C	Tammy Sutton-Brown	Jr.	9.2 ppg	5.1 rpg
F	Shawnetta Stewart	Sr.	14.6 ppg	6.3 rpg
F	Linda Miles	Jr.	6.5 ppg	5.4 rpg
Top Subs: Usha Gilmore (Sr., 7.0 ppg, 2.2 rpg), Davalyn Cunningham (Fr., 5.4 ppg, 3.4 rpg), Christina Fowler (So., 4.3 ppg, 1.9 rpg)				

2000-01 (23-8)

BIG EAST Conference Tournament Semifinalist

NCAA Tournament Second Round

G	Tasha Pointer	Sr.	11.5 ppg	8.3 rpg
G	Karilita Washington	Sr.	11.3 ppg	2.3 rpg
C	Tammy Sutton-Brown	Sr.	12.0 ppg	5.1 rpg
F	Linda Miles	Sr.	5.7 ppg	5.5 rpg
F	Davalyn Cunningham	Jr.	9.8 ppg	4.6 rpg
Top Subs: Mauri Horton (So., 3.0 ppg, 2.4 rpg), Dana Boonen (Sr., 2.4 ppg, 1.7 rpg)				

2001-02 (9-20)

BIG EAST Conference Tournament Quarterfinalist

G	Saona Chabman	Fr.	3.6 ppg	2.7 rpg
G	Dawn McCullaugh	So.	11.4 ppg	5.2 rpg
G	Mauri Horton	Jr.	13.0 ppg	5.0 rpg
F	Chelsea Newton	Fr.	6.5 ppg	4.9 rpg
F	Davalyn Cunningham	Sr.	10.3 ppg	7.5 rpg
Top Sub: Nikki Jett (So., 8.8 ppg, 3.2 rpg)				

2002-03 (21-8)

BIG EAST Tournament Quarterfinalist

NCAA Tournament Second Round

G	Cappie Pondexter	So.	18.3 ppg	4.9 rpg
G	Dawn McCullough	Jr.	9.8 ppg	4.2 rpg
C	Rebecca Richman	So.	2.0 ppg	2.8 rpg
F	Chelsea Newton	So.	10.8 ppg	4.9 rpg
F	Mauri Horton	Sr.	11.5 ppg	4.4 rpg
Top Subs: Shalicia Hurns (Jr., 7.2 ppg, 7.1 rpg)				
Michelle Campbell (Fr., 5.6 ppg, 2.6 rpg)				

2003-04 (21-12)

BIG EAST Tournament Runner-Up

NCAA Tournament First Round

G	Cappie Pondexter	Jr.	17.9 ppg	4.3 rpg
G	Dawn McCullough	Sr.	10.2 ppg	4.0 rpg
C	Shalicia Hurns	Sr.	7.8 ppg	6.2 rpg
F	Chelsea Newton	Jr.	11.0 ppg	2.9 rpg
F	Michelle Campbell	So.	7.5 ppg	4.7 rpg
Top Sub: Nikki Jett (Sr., 5.7 ppg)				

2004-05 (28-7)

BIG EAST Regular-Season Champion

BIG EAST Tournament Runner-Up

NCAA Tournament Elite Eight

G	Cappie Pondexter	Sr.	14.7 ppg	3.5 rpg
G	Matee Ajavon	Fr.	12.4 ppg	3.5 rpg
C	Michelle Campbell	Jr.	11.0 ppg	5.7 rpg
F	Chelsea Newton	Sr.	9.4 ppg	4.1 rpg
F	Essence Carson	Fr.	6.6 ppg	5.5 rpg
Top Subs: Nikki Jett (Sr.-RS, 5.2 ppg)				
Rebecca Richman (Sr., 2.6 ppg, 3.4 rpg)				

2005-06 (27-5)

BIG EAST Regular-Season Champion

BIG EAST Tournament Semifinalist

NCAA Tournament Sweet Sixteen

G	Cappie Pondexter	Sr.-RS	21.6 ppg	4.2 rpg
G	Matee Ajavon	So.	12.6 ppg	4.5 rpg
C	Kia Vaughn	Fr.	6.3 ppg	7.0 rpg
F	Essence Carson	So.	8.3 ppg	4.2 rpg
F	Michelle Campbell	Sr.	8.1 ppg	5.2 rpg
Top Sub: Mariota Theodoris (Sr.-RS, 4.0 rpg)				

2006-07 (27-9)

BIG EAST Tournament Champion

NCAA Tournament Final Four, Runner-Up

G	Matee Ajavon	Jr.	12.0 ppg	3.8 rpg
G	Epiphanny Prince	Fr.	12.2 ppg	2.8 rpg
C	Kia Vaughn	So.	12.8 ppg	9.3 rpg
F	Essence Carson	Jr.	12.3 ppg	6.3 rpg
F	Heather Zurich	So.	4.9 ppg	2.1 rpg
Top Sub: Brittany Ray (Fr., 5.3 ppg, 1.9 rpg)				

2007-08 (27-7)

BIG EAST Conference Quarterfinalist

NCAA Tournament Elite Eight

G	Matee Ajavon	Sr.	12.2 ppg	5.2 rpg
G	Epiphanny Prince	So.	13.8 ppg	2.5 rpg
C	Kia Vaughn	Jr.	10.0 ppg	8.3 rpg
F	Essence Carson	Sr.	10.8 ppg	5.2 rpg
F	Heather Zurich	Jr.	4.6 ppg	2.7 rpg
Top Sub: Brittany Ray (So., 5.0 ppg, 2.3 rpg)				

2008-09 (21-13)

BIG EAST Conference Quarterfinalist

NCAA Tournament Sweet Sixteen

G	Khadijah Rushdan	Fr.-RS	7.9 ppg	2.4 rpg
G	Epiphanny Prince	Jr.	19.5 ppg	2.8 rpg
G	Brittany Ray	Jr.	10.2 ppg	2.0 rpg
C	Kia Vaughn	Sr.	9.9 ppg	7.2 rpg
F	Heather Zurich	Jr.	5.5 ppg	2.5 rpg
Top Sub: April Sykes (Fr., 3.2 ppg, 2.1 rpg)				

2009-10 (19-15)

BIG EAST Conference Semifinalist

NCAA Tournament First Round

G	Khadijah Rushdan	So.-RS	9.0 ppg	3.6 rpg
G	Nikki Speed	So.	3.7 ppg	2.7 rpg
G	Brittany Ray	Sr.	14.2 ppg	3.3 rpg
C	Cheley Lee	So.	7.2 ppg	7.2 rpg
F	Myia McCurdy	Sr.	4.3 ppg	4.5 rpg
Top Subs: Rashidah Junaid (Sr., 5.7 ppg, 3.8 rpg)				
April Sykes (So., 5.6 ppg, 3.5 rpg)				

2010-11 (20-13)

BIG EAST Conference Semifinalist

NCAA Tournament Second Round

G	Khadijah Rushdan	Jr.-RS	11.8 ppg	5.2 rpg
G	Erica Wheeler	So.	9.7 ppg	3.0 rpg
G/F	April Sykes	Jr.	14.1 ppg	4.2 rpg
C	Monique Oliver	So.	10.9 ppg	5.9 rpg
F	Chelsey Lee	Jr.	8.5 ppg	7.5 rpg
Top Sub: Nikki Speed (Jr., 5.0 ppg, 3.2 rpg)				
Daisha Simmons (Fr., 2.4 ppg, 2.4 rpg)				

2011-12 (22-10)

BIG EAST Conference Quarterfinalist

NCAA Tournament First Round

G	Khadijah Rushdan	Sr.-RS	13.1 ppg	5.9 rpg
G	Nikki Speed	Sr.	2.1 ppg	1.6 rpg
G	Erica Wheeler	Jr.	8.6 ppg	2.8 rpg
G/F	April Sykes	Sr.	12.9 ppg	5.6 rpg
C/F	Monique Oliver	Jr.	11.8 ppg	7.3 rpg
Top Subs: Betnijah Laney (Fr., 6.0 ppg, 3.9 rpg)				
Bryona Canty (Fr., 2.9 ppg, 3.4 rpg)				

2012 -13 (16-14)

BIG EAST Conference Second Round

G	Erica Wheeler	Sr.	10.5 ppg	2.4 rpg
G	Syessence Davis	So.	3.0 ppg	3.0 rpg
C	Monique Oliver	Sr.	10.0 ppg	5.0 rpg
F	Betnijah Laney	So.	9.7 ppg	5.0 rpg
F	Chelsey Lee	Sr.	6.5 ppg	5.0 rpg
Top Subs: Kahleah Copper (Fr., 5.1 ppg, 3.5 rpg)				
Shakena Richardson (So., 5.0 ppg, 2.8 rpg)				

2013 -14 (28-9)

American Athletic Conference Semifinalist

WNIT Champions

G	Syessence Davis	Jr.	4.8 ppg	3.2 rpg
G	Tyler Scaife	Fr.	14.5 ppg	2.7 rpg
C	Rachel Hollivay	So.	7.8 ppg	3.5 rpg
F	Betnijah Laney	Jr.	11.8 ppg	8.5 rpg
F	Kahleah Copper	So.	16.1 ppg	6.2 rpg
Top Sub: Bryona Canty (R-So., 6.9 ppg, 2.9 rpg)				

2014 -15 (28-9)

Big Ten Quarterfinals

WNIT Champions

G	Syessence Davis	Sr.	3.9 ppg	3.9 rpg
G	Tyler Scaife	So.	14.8 ppg	2.5 rpg
C	Rachel Hollivay	So.	6.7 ppg	2.3 rpg
F	Betnijah Laney	Sr.	15.8 ppg	10.7 rpg
F	Kahleah Copper	Jr.	16.3 ppg	5.2 rpg
Top Sub: Bryona Canty (R-Jr., 5.3 ppg, 4.0 rpg)				

R ALL-TIME-LETTERWINNERS

PLAYERS

COACHES

OUTLOOK

REVIEW

RUTGERS

HISTORY

MEDIA

A

Acha, Rob (mgr.)	1992-95
Adams, Katie	2004-08
Adams, Jessica (mgr.)	2007-11
Adamson, Sharon	1982-87
Adorna, Patty (mgr.)	1980-84
Agudelo, Janneth (mgr.)	1995-98
Ajavon, Matee	2004-08
Alessio, Helaine	1977-79
Alexander, Diana	1993-96

Alfano, Alex 2013-present

Andrew, Vanessa (mgr.)	1990-92
Austin, Janice L.	1974-75
Austin, Telicher	1985-89

B

Bannerman, Brian (mgr.)	2007-10
Baskerville, Simone (mgr.)	2000-01
Beacham, Barbara (mgr.)	1976-78
Beck, Joni L.	1974-75
Behrens, Kimberly	1991-93
Benko, Marie P. (mgr.)	1974-75
Berry, Crystal	1983-86
Blauser, Susan	1995-97
Boccher, Erin (mgr.)	2001-05
Boda, Rob (mgr.)	2000-04
Boonen, Dana	1997-01
Boswell, Shamika (mgr.)	2007-08
Brereton, Paula (mgr.)	1976-77
Broderick, Jamie	1994-96
Brown, Sharon (mgr.)	1986-87
Bryson, Kelly (mgr.)	1984-86
Buggle, Dorice (mgr.)	1979-82
Bukowicz, Joyce	1979-80
Burke, Joanne	1979-81
Burke, Pam	1987-88

Butts, Ariel 2012-present

C

Cahoe, Aquisha	2002-06
Campbell, Michelle	2002-06
Canady, Krystal	1981-85
Canery, Nyree	1991-92
Canty, Briyona 2011-present	
Carson, Essence	2004-08
Catala, Gloria	1986-90
Champlin, Kalena (mgr.)	1998-00
Chan, Darhlene (mgr.)	1986-90
Chao, Pei (mgr.)	2002-06
Chapman, Saona	2001-02
Cicon, Caren (mgr.)	1984-86
Clemente, Jennifer	1995-00
Clendening, Linda S.	1974-75
Cohen, Hallie Joyce	1975-76
Collins, Sheila	1977-78
Colomb, Kim A.	1975-77
Colquitt, Matthew (mgr.)	2003-07
Cooper, Suzanne	1986-90
Cop, Cheryl	1989-93
Copper, Kahleah 2012-present	
Coyle, Mary	1978-82
Coyle, Patty	1978-82
Cunningham, Davalyn	1998-02

D

Dailey, Chris	1978-82
Damian, Laurie (mgr.)	2007-11
Davis, Syessence	2011-2015

Deady, Maryann	1978-80
Delehanty, Patty	1978-82
DeRoose, Caroline	1990-94
DeVaughn, Donna (mgr.)	2005-09
Dickenson, Denise (mgr.)	1979-80
Donofrio, Evelyn A.	1974-75
Dorner, Terry	1980-82
Dorner, Terry (mgr.)	1982-83
Drulis, Daniela	1990-91
Duda, Joan Lynnee	1974-76

E

Echols, LaDon	1990-92
Eggleston, Coko	1996-00
Espinal, Emmanuel (mgr.)	2002-05
Evans, Christa	2011-2015
Eustace, Carrie (mgr.)	1979-80

F

Fischer, Joanne (mgr.)	1984-85
Flaherty, Nancy G.	1975-76
Flynn, Susan J.	1974-75
Foley, Kristen	1982-87
Forsyth, Sue	1984-85
Fowler, Christina	1998-00
Fyffe, Neville (mgr.)	1994-95

G

Gaimari, Dena Violet	1975-76
Gatarz, Theresa M.	1974-76
Gemmell, Anne	1988-89
Gillar, Brooke (mgr.)	1998-00
Gilmore, Usha	1996-00
Glutz, Carol	1980-84
Glutz, Kathryn	1976-80
Gonzalez, Gabriela	1991-95
Green, Makeda	1990-91
Green, Vicky	1989-93
Groomes, Devon (mgr.)	2003-06

H

Hall, Jennifer	1979-83
Hall, Shauntai	1998-00
Hamilton, Donna (mgr.)	1979-80
Hansen, Tanya	1988-92
Hanson, Elizabeth	1992-96
Hartmann, Lauren	1993-97
Hedden, Alice	1977-79
Hernandez, Cynthia 2014-present	
Hogan, Nancy	1976-77
Hollivay, Rachel 2012-present	
Honeycutt, Andrea	1996-98
Horton, Mauri	1993-03
Howard, Regina	1983-87
Hurns, Shalicia	2002-04
Hutchen, Briana	2010-11

I

Isaac, Dagman (mgr.)	2010-11
----------------------	---------

J

Jackson, Lillie Andre	1974-78
Jaquez, Lillian (mgr.)	2008-11
Jenkins, Lamar (mgr.)	2006-09
Jenkins, Vanity (mgr.)	2007-10
Jett, Niquelle	2000-05
Johnson, LaTonya	1988-92
Johnson, Sabrina	1985-86
Jones, Allison (mgr.)	2003-05

Jurnigan, Dee Dee 2006-07
 Juniad, Rashidat 2006-10

K

Kalucki, Regina 1991-95
 Kenney, Denise 1976-79
 Kirchner, Kris 1980-81
 Knudson, Barbara A. 1974-75
 Kolvites, Bonnie (mgr.) 2001-02
 Komer, Karen (mgr.) 1975-76
 Kosztyu, Elaine J. 1975-76
 Kraft, Adam (mgr.) 1999-03
 Krah, Marge (mgr.) 1983-84
 Kram, Barbara 1975-76
 Kuhnert, Kathy (mgr.) 1985-86

L

Laney, Betnijah 2011-2015
 Lapidus, Brittany (mgr. 2009) 2010-13
 Lawrence, Lorrie 1980-84
 Lee, Chelsey 2008-13
 Lee, Lisa (mgr.) 2010-11
 Lender, Michele 1985-89
 Levy, Anita (mgr.) 2005-09
 Lillard, LaTana 1996-00
 Liu, Joseph (mgr.) 2004-05
 Locke, Courtney 2002-06
 Lopez, Jonathan (mgr.) 2001-06
 Louisius, Jeffrey (mgr.) 2010-2011

M

Malamug, Reubineddem (mgr.) 2010-11
 Malouf, Janet 1985-89
 Martin, Kylie 1995-97
 Martin, Maria (mgr.) 1996-01
 McCullough, Dawn 2000-04
 McCurdy, Myia 2006-10
 McKeon, Miykki 1994-95
 McLean, LaWana 1994-96
 Miles, Linda 1997-01
 Mitchelson, C'ta 1989-93
 Monday, Cory 1992-94

N

Ndiaye, Fatime 2000-01
 Nespoli, Mary Pat 1981-85
 Newton, Chelsea 2001-05

O

Oliver, Monique 2009-13
 Olkowski, June 1978-82
 Quellette, Donna Lee 1976-77

P

Padua, Vic (mgr.) 1991-92
 Paladino, Debbie 1981-85
Parker, Shrita 2014-present
 Parsons, Natalie 2014-15
 Paunovic, Julie 2010-11
 Pearce, Karla (mgr.) 1978-82
 Person, Precious 2012-2014
 Petillon, Amber 2001-03
 Petrone, Melodie, 1977-79
 Phillippe, Susan A. 1974-77
 Picott, Vicky 1987-91
 Pieczynski, Rachel 1994-95, '98-99
 Pointer, Natasha 1997-01
 Polini, Teresa 1993-95
 Pondexter, Cappie 2001-06

Porter, Wendy 1987-89
 Powell, Cynthia 1980-82
 Prince, Epiphanny 2006-09

R

Rao, Megha (mgr.) 2001-02
 Ray, Brittany 2006-10
 Reddy, Denise 1990-93
 Reed, Charese 2004-06
 Reintz, Josh (mgr.) 1995-99
 Reslier, Michelle 1986-87
 Reynders, Amy 1992-96
 Richman, Rebecca 2001-05
 Richardson, Shakena 2011-13
 Riley, Leah 1987-88
 Robertson, Hope (mgr.) 2005-07
 Rodgers, Alicia 1987-91
 Rushdan, Khadijah 2007-12

S

Salau, Ruth Ann (mgr.) 1990-96
 Salmon, Julie 1982-86
 Salter, Brandon (mgr.) 1997-00
 Sauer, Erika 1977-78
Scaife, Tyler 2013-present
 Schwarz, Janet 1982-85
 Sexton, Joanne 1974-75
 Sheeler, Alicia 1994-95
 Shildt, Jill 1984-87
 Shneyder, Kseniya (mgr.) 2002-03
 Sikorski, Patricia 1976-80
 Simmons, Daisha 2010-11
 Sloan, Jasmine (mgr.) 2007-09
 Smith, Jarvis (mgr.) 2002-05
 Smith, Tiffanie (mgr.) 1999-00
 Smyth, Veronica 1982-86
 Somogyi, Kristen 1994-97
 Speed, Nikki 2008-11
 Stecher, Sue 1986-88
 Stephenson, Kimi 2006-08
 Steward, Brenda 1988-90
 Stewart, Shawnetta 1997-00
 Stinson, Sydney (mgr.) 2007-10
 Sutton-Brown, Tammy 1997-01
 Swanson, Janet D. 1974-75
 Sweeney, Kathleen 1974-77
 Sykes, April 2008-12

T

Theodoris, Mariota 2001-06
 Thiebaud, Jessica (mgr.) 1995-98
 Thrash, Sammeika 2005-06
 Tucker, Jaymee 2010-12
 Thum, Kristi 1990-91
 Tunny, Mary (mgr.) 1987-90
 Tupurins, Sandra 1976-80

U

Ust, Lynn 1987-91

V

Valentine, Amanda 1988-90
 Vaughn, Kia 2005-09

W

Walden, Tamara (mgr.) 1995-96
 Walker, Charlotte 1974-76
 Walton, Kourtney 1999-00
 Washington, Karlita 1999-01

R ALL-TIME-LETTERWINNERS

PLAYERS

Watts, Kelley	1982-86
Wheeler, Erica	2009-13
Wicks, Sue	1984-88
Williams, Claire (mgr.)	1984-86
Williams, Janell	1991-95
Winstead, Sjoacquelyn (mgr.)	2005-08

Y

Yamoah, Kawbena (mgr.)	2000-01
Young, Tomora	1995-99
Yudd, Mary Anne	1975-76

Z

Zurich, Heather	2005-09
-----------------	---------

Bold denotes current player

COACHES

OUTLOOK

REVIEW

RUTGERS

HISTORY

MEDIA

HISTORY OF UNIFORM NUMBERS

0	Shalicia Hurns
00	Caroline DeRoose, Kylie Martin
1	Khadajah Rushdan, Rachel Hollivay
2	Kahleah Copper
3	Janet Schwarz, Usha Gilmore, Courtney Locke, Erica Wheeler, Tyler Scaife
4	Elaine Kosztyu, Liz Hanson, Jennifer Clemente, Dee Dee Jernigan, Briyona Canty
5	Jennie Hall, Glorisa Catala, Cory Monday, Daniela Drulis, Coko Eggleston, Essence Carson, Precious Person, Natalie Parsons, Shrita Parker
10	Sheilah Collins, Mary Coyle, Kristen Foley, Alicia Rodgers, Natisha Johnson, Epiphanny Prince, Brittany Lapidus,
11	Lillie Jackson, Joyce Bukowiec, Sue Forsyth, Pam Burke, Cheryl Cop, Saona Chapman, Nikki Speed, Aliyah Jeune
12	Patty Coyle, Kelly Watts, Amy Reynders, Katie Adams, April Sykes, Daisha Simmons, Khadaizha Sanders
13	Charlotte Walker, Brenda Steward, Jamie Broderick, LaTana Lillard, Nikki Jett, Cynthia Hernandez
14	Helaine Alessio, Regina Howard, Lynn Ust, Shaunta Hall
15	Maryann Deady, Debbie Paladino, Janet Malouf, LaDon Echols, Mauri Horton, Kia Vaughn, Syessence Davis
20	Jill Schildt, Anne Gemmel, Regina Kalucki, Tudy Reed, Christa Evans
21	Teri Gatarz, Lorie Lawrence, Suzanne Cooper, Lauren Hartmann, Heather Zurich, Briana Hutchen, Ashli Juene
22	Janet Swanson, Donna Ovellette, Melodie Petrone, Missy Lender, Vicky Green, LaWana McLean, Rachel Pieczynski,
23	Karlitia Washington, Amber Petillon, Matee Ajavon, Alexis Burke
24	Nancy Hogan, Patty Delehanty, Sue Wicks, Teresa Polini, Tomora Young
24	Barbara Knudson, Hallie Cohen, Denise Kenney, Joanne Burke, Crystal Berry, Mimi Reslier, C'ta Mitchelson,
25	Kristen Somogyi, Myia McCurdy, April Sykes, Shakena Richardson
25	Kathy Glutz, Carol Glutz, Christina Fowler, Cappie Pondexter, Briyona Canty
30	Krystal Canady, Christine Huber, Jaymee Tucker
31	Susan Flynn, Chris Dailey, Telicher Austin, Makeda Green, Gabriela Gonzalez,
32	Vicky Picott, Alicia Sheeler, Rachelle Guyton, Andrea Honeycutt, Chelsea Newton, Brooklyn Pope, Julie Paunovic,
32	Desiree Keeling
33	Janice Austin, Kate Sweeney, Julie Salmon, Sue Stecher, Tanya Hansen, Susan Blausler, Kourtney Walton,
33	Jasmine Dixon, Alex Alfano
34	Joanne Sexton, Sandy Tupurins, Sabrina Johnson, Mandy Valentine, Shawnetta Stewart, Michelle Campbell,
34	Chelsey Lee, Monique Oliver
35	Diana Alexander, Dawn McCullough, Brittany Ray
40	Linda Miles, Sammeika Thrash, Victoria Harris
41	LaTonya Johnson
42	Erika Sauer, Cynthia Powell, Mary Pat Nespoli, Leah Riley, Mykkii McKeon, Dana Boonen, Fatime Ndiaye,
42	Mariota Theodoris
43	Evelyn Donofrio, Nancy Flaherty, Tasha Pointer, Rashidat Junaid, Ariel Butts
44	Sue Phillippe, Ronnie Smyth, Wendy Porter, Davalyn Cunningham, Monique Oliver, Betnijah Laney
45	Barbara Kram, June Olkowski , Sharon Adamson
50	Kris Kirchner, Kimberly Behrens
51	Joan Duda
52	Karen Corner, Alice Hedden, Aquisha Cahoe, Chelsey Lee
54	Terry Dorner
55	Nyree Canary, Tammy Sutton-Brown, Rebecca Richman

Bold denotes current player.

Italics denotes retired number.

The uniform numbers listed above represent the ones the players wore during the majority of their career since some wore more than just one number.

Numbers were unavailable for Dena Gaimari and Mary Anne Yudd.

DECEMBER 17, 1974 ... THE BEGINNING ... In its first-ever basketball contest, Rutgers defeats Princeton 76-60 in New Brunswick

AUGUST, 1976 ... ONE SMALL STEP FOR WOMEN ... Theresa Shank Greutz becomes the first full-time women's basketball coach in the nation when she is hired by Rutgers

MARCH 15, 1980 ... CENTURY MARK ... Rutgers earns its 100th victory, a 70-54 win at Providence.

MARCH, 1981 ... ALL-AMERICAN ... After averaging 18.8 points and 9.5 rebounds per game during the 1980-81 season, Kris Kirchner is named a Kodak All-American, the first in Lady Knight women's basketball history.

MARCH 28, 1982 ... NATIONAL CHAMPS!! ... Tournament MVP Patty Coyle scores 30 points and Terry Dorner adds 25 as Rutgers wins the AIAW National Tournament title with a thrilling 83-77 victory against Texas at the Palestra.

MARCH, 1982 ... OLKOWSKI HONORED ... June Olkowski, who averaged 14.6 points and 7.6 rebounds per game during her career, becomes only the second Rutgers player to be named a Kodak All-American. She later becomes the first RU women's basketball player to have her jersey retired (Jan. 8, 1988).

NOVEMBER 26, 1983 ... A-1(O) ... Rutgers wins its first-ever Atlantic 10 Conference game, a 79-44 triumph against visiting Duquesne.

JANUARY 2, 1985 ... 200 WINS ... Led by freshman Sue Wicks' 23 points, Rutgers captures the 200th victory in the program's history, a 66-63 decision against Missouri.


MARCH 15, 1986 ... NCAA ... Following a 27-3 regular season, including a perfect 13-0 mark at home, RU garners its first-ever NCAA Tournament berth and defeats Villanova 85-58 at the RAC.

MARCH, 1986 ... ANOTHER ALL-AMERICAN ... Following her sophomore season, Sue Wicks becomes the third Rutgers player to be named to the Kodak All-America Team and is the only underclassman on the 10-member squad. It is the first of three-straight Kodak All-America honors for Wicks.

MARCH 7, 1987 ... A-10 CHAMPIONS ... With a 93-48 win against Saint Joseph's, the Lady Knights add an Atlantic 10 Tournament Championship to their 30-win season and No. 5 national ranking.

MARCH, 1988 ... BACK-TO-BACK ... Rutgers repeats as the A-10 Tournament Champion and caps off its third-consecutive undefeated home season en route to a 27-5 record and an NCAA Tournament Sweet Sixteen appearance.

APRIL, 1988 ... WICKS IS BEST ... Three-time All-American Sue Wicks, who scored a whopping 2,655 career points "On the Banks," is named the Naismith Player of the Year as the nation's best female basketball player.



PLAYERS

COACHES

OUTLOOK

REVIEW

RUTGERS

HISTORY

MEDIA



Vicky Green and Cheryl Cop celebrate the 1993 Atlantic 10 Championship

DECEMBER 14, 1988 ... 300 WINS ... Rutgers earns its 300th program victory with a 92-49 win against Seton Hall.

MARCH, 1989 ... TEAM OF THE YEAR, AGAIN! ... Following a 24-7 season that included a fourth-consecutive trip to the NCAA's, Rutgers is named the ECAC Team of the Year for the fourth straight season.

FEBRUARY 18, 1993 ... 400 WINS ... In the midst of an eight-game winning streak, Rutgers picks up the 400th win in the program's history, a 94-82 victory against St. Bonaventure at the RAC.

MARCH 13, 1993 ... RETURN TO VICTORY LANE ... Regina Kalucki's 20 points help break open a half-time deadlock and bring the Atlantic 10 Conference Tournament title back to "the Banks" with a 59-51 victory against Saint Joseph's in Washington, D.C.

JANUARY 17, 1994 ... UPSET OF THE DECADE ... Caroline DeRoose's 35 points lead Rutgers to an 87-77 victory against No. 1 Tennessee. It marks the first and only time that an unranked team has defeated the top-ranked team in the nation.

MARCH 13, 1994 ... REPEAT ... Rutgers comes back from a three-point halftime deficit to repeat as the Atlantic 10 Tournament Champion with a 79-71 victory against George Washington in Philadelphia.

MARCH 16, 1994 ... NINE IN A ROW ... Rutgers advances to the NCAA Tournament for the ninth straight year and posts its ninth consecutive 20-win season.

JULY 14, 1995 ... A NEW ERA BEGINS ... C. Vivian Stringer is hired as the fourth women's basketball head coach in Scarlet Knight history.

NOVEMBER 25, 1995 ... UPSET! ... In C. Vivian Stringer's first game as Rutgers' coach, the Scarlet Knights upset No. 7 Penn State 69-67 at the RAC.

JANUARY 2, 1996 ... CHANGING LEAGUES ... Rutgers earns its first BIG EAST victory, a 71-64 decision against Providence at the Louis Brown Athletic Center.

FEBRUARY 18, 1996 ... SELLOUT! ... A crowd of 7,793 packs the RAC to watch Connecticut take on the Scarlet Knights, the first advance sellout ever of a Rutgers women's basketball game.

April 28, 1997 ... New York Minute ... Sue Wicks is selected in the first round of the first-ever WNBA Draft by the New York Liberty, becoming the first Rutgers player to participate in the fledgling league.

FEBRUARY 10, 1998 ... UPSET CITY ... Piscataway is upset city as Rutgers knocks off No. 2 Connecticut 74-70 in front of 4,108 fans at the Louis Brown Athletic Center. Rutgers becomes the first program to be unranked and defeat both a No. 1 and a No. 2 team (defeated No. 1 Tennessee 87-77).

MARCH 1, 1998 ... PLAY IT AT THE RAC ... For the first time, the BIG EAST Women's Basketball Tournament is played at Rutgers' Louis Brown Athletic Center in front of record crowds. Rutgers draws 5,323 fans for the championship game between RU and Connecticut. It is the ninth-largest crowd to witness a BIG EAST Tournament game and the fifth-largest crowd for a women's basketball game at Rutgers at that time. The semifinal- and quarterfinal-round crowds also rank in the top-25 all-time in BIG EAST Tournament history.

MARCH 21, 1998 ... SIXTEEN CANDLES ... The Scarlet Knights come of age as they advance to the Sweet Sixteen of the NCAA Tournament after entering as the No. 5 seed in the Mideast Region. RU defeats Oregon (79-76) and Iowa State (62-61) before falling to the eventual national champion, No. 1 Tennessee, 92-60 in Nashville, Tenn.

APRIL 26, 1998 ... TAKE 23 OFF THE LIST ... Twenty-three is forever removed from the list of available numbers at Rutgers when Sue Wicks becomes the second player in RU women's basketball history to have her jersey retired.

DECEMBER 22, 1998 ... 500 WINS ... The 500th win in Rutgers basketball history comes as an 81-61 defeat of Maryland in College Park.

JANUARY 3, 1999 ... HISTORY AT THE GARDEN ... The Scarlet Knights are part of the first women's college basketball game at Madison Square Garden in 18 years as they take on No. 1 Tennessee in front of 15,735 fans.

MARCH 22, 1999 ... EIGHT IS GREAT ... Rutgers advances to the Elite Eight of the NCAA Tournament after receiving the No. 3 seed in the Midwest Region. The Scarlet Knights win three games in the NCAA Tournament for the first time in their history, including a record-setting, upset victory against No. 2 seed Texas Tech. Rutgers' defense, ranked third in the nation, allows the Lady Raiders just 11 points

in the first half to set an all-time NCAA Tournament regional record. For the second year in a row, the Scarlet Knights bow out of the tournament to the eventual national champion, this time Purdue. Shawnetta Stewart and Tasha Pointer are named to the All-Midwest Region Team.

DECEMBER 18, 1999 ... 600 WINS ... Head coach C. Vivian Stringer becomes the third women's basketball coach to earn 600 career wins when the Scarlet Knights defeat Texas 68-64 at the Louis Brown Athletic Center. Significantly, the win occurs against Texas head coach Jody Conradt, who along with Tennessee's Pat Summitt, are the only other members of the exclusive club.

FEBRUARY 12, 2000 ... ATTENDANCE RECORD BROKEN ... The Scarlet Knights set a Louis Brown Athletic Center attendance record when a sellout crowd of 8,579 shows up to watch Rutgers take on the nation's top-ranked team, the Connecticut Huskies.


MARCH 27, 2000 ... AND THEN THERE WERE FOUR ... C. Vivian Stringer becomes the first coach, men's or women's, to take three different programs to the Final Four as Rutgers advances to its first-ever NCAA Tournament national semifinals with a stunning 59-51 win against top-seeded Georgia in the West Region final. Shawnetta Stewart is named the West Region MVP while Tasha Pointer and Tammy Sutton-Brown earn All-Tournament Team honors. Rutgers faces No. 2 Tennessee in the national semifinals four days later and the dream season comes to an end with a 64-54 loss in nearby Philadelphia.

APRIL 25, 2000 ... TWO MORE FOR THE LEAGUE ... Shawnetta Stewart (Orlando Miracle) and Usha Gilmore (Indiana Fever) both are third-round selections in the 2000 WNBA Draft.

FEBRUARY 17, 2001 ... UNDEFEATED NO MORE ... Rutgers stuns top-ranked Notre Dame by handing the Irish their first loss of the season, a 54-53 decision at the Louis Brown Athletic Center. The crowd of 8,587 establishes a new RU record and the game is the second advance sellout in Scarlet Knight women's basketball history.



The 1999-2000 team were guests of former New Jersey Governor Christine Todd Whitman



C. Vivian Stringer became the first coach in NCAA history to guide three different teams to the Final Four

APRIL 20, 2001 ... CREATING A HABIT ... For the second consecutive year, two Rutgers players are selected in the WNBA Draft – Tammy Sutton-Brown (second round, Charlotte Sting) and Tasha Pointer (fourth round, Portland Fire).

JUNE 9, 2001 ... HALL OF FAMERS ... Current head coach C. Vivian Stringer and former Rutgers mentor Theresa Grentz are both part of the 2001 induction class into the Women's Basketball Hall of Fame in Knoxville, Tenn.

APRIL 19, 2002 ... THAT MAKES FIVE ... Davalyn Cunningham becomes the fifth member of the 2000 Final Four team to be selected in the WNBA Draft when she is taken in the second round (23rd overall) by the Orlando Miracle.

MARCH 24, 2003 ... ABOUT FACE ... Rutgers pulls off the most dramatic turnaround in Division I, improving from a 9-20 record in 2001-2002 to a 21-8 mark and a trip to the NCAA Tournament's second round in 2002-2003.

NOV. 14, 2003 ... 600 WINS ... Rutgers records its 600th victory, a 58-40 win against Saint Peter's in the first round of the Women's Preseason NIT in Piscataway.

DECEMBER 8, 2004 ... 700 VICTORIES ... C. Vivian Stringer becomes the fourth women's Division I coach to earn 700 career victories with a 68-46 win against Princeton in Piscataway.

JANUARY 5, 2005 ... TRIFECTA ... Rutgers defeats No. 1/1 LSU 51-49 in overtime at the RAC, completing an eight-day span that saw the Scarlet Knights defeat three top-10 teams (68-51 vs. No. 8/8 Tennessee Dec. 29, 51-47 at No. 4/3 Texas Jan. 2).



Cappie Pondexter became the highest RU WNBA Draft pick as the second overall selection in 2006

JANUARY 26, 2005 ... MOVING ON UP ... C. Vivian Stringer moves into third place on the Division I victories list (709) with a 71-60 win at No. 14/13 Boston College.

FEBRUARY 13, 2005 ... SOLD OUT ... RU records its fifth advance sellout as 8,014 fans see the No. 11/11 Scarlet Knights defeat No. 10/10 Connecticut 76-62.

MARCH 1, 2005 ... OUTRIGHT CHAMPIONS ... Rutgers (14-2) secures its first outright BIG EAST Conference regular-season title with a 51-39 win at Villanova.

MARCH 27, 2005 ... ELITE STATUS ... The Scarlet Knights advance to their first Elite Eight in five years with a 64-58 victory against No. 8/7 Ohio State in the NCAA Tournament's Sweet Sixteen. Cappie Pondexter, the Most Outstanding Player of the Philadelphia Region, leads the entire NCAA Tournament field with her 24.0 points per game.

APRIL 16, 2005 ... PAIR OF PICKS ... Chelsea Newton (second round, Sacramento Monarchs) and Rebecca Richman (third round, New York Liberty) are selected in the 2005 WNBA Draft. Newton went on to start every game for the 2005 WNBA champions, earning a spot on the All-Rookie Team.

FEBRUARY 27, 2006 ... BIG-TIME PERFECTION ... Rutgers overcomes an 18-point deficit to defeat No. 7/6 Connecticut 48-42 at the RAC, putting the final exclamation point on a perfect 16-0 BIG EAST record and winning its second straight outright league regular-season crown. The game was the sixth advance sellout for RU.

APRIL 5, 2006 ... CAPPIE'S DREAM A REALITY ... Cappie Pondexter realizes her dream when she is selected second overall by the Phoenix Mercury in the 2006 WNBA Draft. Her impact on the league is immediate, ranking among the league's scoring leaders and earning a spot on the 2006 WNBA All-Star Team.

MARCH 6, 2007... BIG EAST CHAMPS ... The No. 2 seeded Scarlet Knights won their first-ever BIG EAST Championship with a 55-47 victory over top-seeded Connecticut in Hartford. Facing the fifth-highest scoring team in the nation, Rutgers used its stifling defense to control the tempo of the game and limit UConn to its lowest point total all season. The No. 19/21 ranked Scarlet Knights gave head coach C. Vivian Stringer her first and the school's first BIG EAST Women's Basketball Championship crown, while handing the No. 2/3 ranked Huskies just their third loss of the season. Junior Matee Ajavon was tabbed Most Valuable Player of the Championship.

MARCH 24, 2007 ... #1 DUKE GOES DOWN ... Rutgers pulled off a stunning come-from-behind win over Duke, the top seed in the NCAA Tournament, in the Sweet Sixteen round. The Scarlet Knights, who lost to the Blue Devils by 40 points earlier in the season, overcame a 10-point deficit to pull off the 53-52 victory in the Greensboro Regional. Junior Essence Carson said after the win, "We kept saying, 'Believe.' No matter how much we were down by." Matee Ajavon was named Most Valuable Player of the Regional and Kia Vaughn and Carson earned All-Regional accolades.

APRIL 1, 2007 ... FINAL FOUR AGAIN ... Juniors Matee Ajavon and Essence Carson combined for 31 points, and the stifling Rutgers' defense held LSU to the lowest point total in Final Four history. The Scarlet Knights registered a 59-35 victory in the NCAA National Semifinal Game at Quicken Loans Arena in Cleveland. The win was the Scarlet Knights' eighth-consecutive and advanced them to their first national championship game.

FEBRUARY 27, 2008 ... EXCLUSIVE COMPANY ... Stringer becomes just the third women's basketball coach and eighth coach in Division I to earn 800 career wins when the Scarlet Knights defeat DePaul 60-46 at the Louis Brown Athletic Center.



Rutgers stunned the top-seed Duke in the 2007 NCAA Regional Semifinals

APRIL 9, 2008 ... WNBA BOUND ... Ajavon and Carson were the No. 5 and No. 7 WNBA selections, respectively, in the 2008 WNBA Draft. Ajavon was the fifth overall pick of the Houston Comets while Carson was tabbed seventh overall by the New York Liberty. They were the first two RU players selected simultaneously in the WNBA draft. The duo had helped the Scarlet Knights compete in their second straight regional final eight days earlier.

APRIL 9, 2009 ... PROFESSIONAL CAREER BEGINS ... Kia Vaughn was the fourth RU player drafted since 2006 when her name was called by the New York Liberty with the eighth overall selection in the 2009 WNBA Draft. Vaughn finished her Scarlet Knights career as the program's all-time leader in games played (135) and second all-time in rebounds (1079) and blocked shots (279)

SEPT. 11, 2009 ... ENSHRINED IN THE HALL ... Stringer - the first coach, male or female, to take three different teams to the NCAA Final Four is enshrined into the Naismith Memorial Basketball Hall of Fame at Symphony Hall in Springfield, Mass. The coaching legend enters the Hall with NBA greats Michael Jordan, David Robinson, John Stockton and Jerry Sloan. Stringer closed her moving speech with the following words, "To all my basketball daughters, I love you and thank God for you. I thank all of you for the privilege you have given me to stand here and be a basketball coach here tonight."

JULY 11, 2011 ... WNBA ALL-STAR GAME/TOP-15 PLAYERS ... Cappie Pondexter made her fourth appearance in a WNBA All-Star Game. Pondexter saw her first start in the event after receiving 20,226 votes from fans. Essence Carson and Epiphany Prince joined Pondexter on the Eastern Conference squad in their first All-Star appearance - giving the Scarlet Knights three WNBA All-Stars, second most of any other school at the midseason classic. During halftime Pondexter was named as one of the Top-15 players in WNBA history.

APRIL 16, 2012 ... THE DREAM CONTINUES ON TO LA ... Khadijah Rushdan and April Sykes were both drafted to the Los Angeles Sparks in the 2012 WNBA Draft. The two each made their imprints on the Scarlet Knights record books before departing to the professional ranks. Rushdan stands as just the second player in program history to record 1,000 points, 500 rebounds and 400 assists in her career, while Sykes solidified a spot in the top-10 in three-point attempts and makes.

FEB. 26, 2013 ... 900 WINS... C.Vivian Stringer becomes the seventh Division I NCAA basketball coach - men's or women's - and fourth women's basketball coach to reach the 900 victories mark.

APRIL 5, 2014 ... WNIT CHAMPIONS ... American Athletic Conference Freshman of the Year Tyler Scaife went coast-to-coast for the game-winning lay-up with two seconds remaining to lift the Rutgers women's basketball to a 56-54 victory over UTEP and the 2014 WNIT Championship at a sold out Don Haskins Center. Scaife, who finished with 18 points,



C. Vivian Stringer was inducted into the Naismith Memorial Basketball Hall of Fame

was named to the all-tournament team and sophomore forward Kahleah Copper was named the WNIT MVP after collecting 18 points and 12 rebounds.

JULY 1, 2014 ... WE R B1G ... Rutgers University joins the Big Ten Conference in all sports.

DEC. 4, 2014 ... RAC RECORD ... Senior forward Betnijah Laney put in an incredible performance against No. 6 UNC in RU's first appearance in the ACC/Big Ten Challenge. Laney, who would pour in 20 doubles-doubles on the season, poured in 24 points and 24 rebounds. The 24 rebounds set a new RAC record - men or women - surpassing the previous record of 21 held by Sue Wicks set in 1987.

APRIL 5, 2014 ... B1G MILESTONE ... Head coach C. Vivian Stringer becomes the all-time winningest coach in Big Ten women's basketball following a 46-43 victory over No. 19/18 Nebraska at the RAC. The victory was Stringers' 177th Big Ten conference win coming from her time at both Iowa and Rutgers.



The 2014 WNIT Scarlet Knights captured the WNIT Postseason title in their first and only appearance in the tournament.

PLAYERS

COACHES

OUTLOOK

REVIEW

RUTGERS

HISTORY

MEDIA

R MILESTONES IN RU HISTORY

MILESTONE GAMES

First varsity game and victory

1st win	Rutgers 76, Princeton 60 in New Brunswick, N.J. (Dec. 17, 1974)
50th win	85-76 against Northwestern in Piscataway, N.J. (Dec. 16, 1978)
75th win	96-48 against Monmouth in Piscataway, N.J. (Dec. 6, 1979)
100th win	70-54 against Providence in Providence, R.I. - AIAW Tournament Second Round (March 15, 1980)
150th win	83-75 against Minnesota in Piscataway, N.J. - AIAW Tournament Quarterfinal (March 23, 1982)
200th win	66-63 against Missouri in Miami, Fla. - Miami Women's Court Classic First Round (Jan. 2, 1985)
250th win	81-58 against Virginia in Piscataway, N.J. (Jan. 13, 1987)
300th win	92-49 against Seton Hall in Piscataway, N.J. (Dec. 14, 1988)
350th win	80-49 against Rhode Island in Kingston, R.I. (Jan. 5, 1991)
400th win	94-82 against St. Bonaventure in Piscataway, N.J. (Feb. 18, 1993)
450th win	71-64 against Providence in Piscataway, N.J. (Jan. 2, 1996)
500th win	81-61 against Maryland in College Park, Md. (Dec. 22, 1998)
550th win	61-53 against Virginia Tech in Piscataway, N.J. (Dec. 6, 2000)
600th win	58-40 against Saint Peter's in Piscataway, N.J. (Nov. 14, 2003) - Women's Preseason NIT First Round
650th win	66-56 against N.C. State on Grand Bahama Island - Junkanoo Jam Final (Nov. 26, 2005)
700th win	53-52 against Duke in Greensboro, N.C. - NCAA Greensboro Regional Elite Eight (March 24, 2007)
750th win	80-52 against Auburn in Piscataway, N.J. - NCAA Oklahoma City Regional Second Round (March 23, 2009)
800th win	75-54 against George Washington in Washington, D.C. (Dec. 30, 2011)
850th win	65-61 against Delaware in Piscataway, N.J. - WNIT First Round (Mar. 29, 2014)

* Entering the 2015-16 season: 878 wins

50th game	70-83 loss to Immaculata in Philadelphia, Pa. - EIAW Mid-Atlantic Region Tourn. First Round (March 10, 1977)
100th game	85-76 win against Maryland in College Park, Md. (Feb. 1, 1979)
200th game	89-79 win against West Virginia in Piscataway, N.J. (Feb. 13, 1982)
300th game	85-55 win against St. John's in Piscataway, N.J. (Dec. 4, 1985)
400th game	92-49 win against Seton Hall in Piscataway, N.J. (Dec. 14, 1988)
500th game	56-82 loss to Texas in Austin, Texas (Jan. 25, 1992)
600th game	57-74 loss to Massachusetts in Amherst, Mass. (Feb. 7, 1995)
700th game	60-53 win against Indiana in Fort Collins, Colo. - Women's Preseason NIT Semifinal (Nov. 19, 1998)
800th game	61-53 win against Pacific in Stockton, Calif. (Nov. 29, 2001)
900th game	64-49 win against St. John's in Queens, N.Y. (Jan. 8, 2005)
1000th game	56-51 win against California in Piscataway, N.J. (Dec. 10, 2008)
1100th game	60-58 loss to Temple in Philadelphia, Pa. (Dec. 01, 2010)
1200th game	66-53 win against USF in Tampa, Fla. (Dec. 28, 2013)

* Entering the 2015-16 season: 1258 games played

PROGRAM FIRSTS

First International Game Hosted ...	Peoples Republic of China 71, Rutgers 69 (Nov. 18, 1980)
First Victory Against International Team ...	Rutgers 79, Spanish National Team 57 (Nov. 13, 1988)
First Regular-Season Tournament Game ...	Rutgers 81, Fordham 70 at the Wagner Christmas Classic in Staten Island, N.Y. (Dec. 27, 1976)
First Regular-Season Tournament Hosted ...	Bell Atlantic Holiday Tournament (Dec. 29-30, 1988)
First Bell Atlantic Holiday Tournament Title ...	Rutgers 58, Georgia 57 (Dec. 30, 1990)
First Game at the Louis Brown Athletic Center ...	Rutgers 84, Yale 47 (Nov. 30, 1977)
First Advance Sellout ...	UConn 73, Rutgers 61; 7,793 attendance (Feb. 18, 1996)
First Atlantic 10 Conference Game ...	Rutgers 79, Duquesne 44 in Piscataway, N.J. (Nov. 26, 1983)
First Atlantic 10 Conference Tournament Game ...	Rutgers 96, George Washington 60 in Piscataway, N.J. (March 4, 1983)
First Atlantic 10 Conference Championship ...	Rutgers 93, Saint Joseph's 48 in Piscataway, N.J. (March 7, 1987)
First BIG EAST Conference Game ...	Notre Dame 66, Rutgers 54 in Notre Dame, Ind. (Nov. 28, 1995)
First BIG EAST Conference Win ...	Rutgers 71, Providence 64 in Piscataway, N.J. (Jan. 2, 1996)
First BIG EAST Tournament Game ...	Rutgers 65, Boston College 63 in Storrs, Conn. (March 2, 1996)
First BIG EAST Conference Regular-Season Title ...	14-4 Record (1997-98)
First BIG EAST Conference Tournament Title ...	Rutgers 55, Connecticut 47 (March 6, 2007)
First Big Ten Conference Game ...	Rutgers 66, Indiana 51 (Dec. 28, 2014)
First Big Ten Conference Win ...	Rutgers 66, Indiana 51 (Dec. 28, 2014)
First Big Ten Tournament Game ...	Rutgers 71, Indiana 60 (Mar. 1, 2015)
First Postseason Tournament Game ...	William Paterson 53, Rutgers 32 in Glassboro, N.J.; EIAW Mid-Atlantic Region Tournament First Round (March 6, 1975)
First NCAA Tournament Game ...	Rutgers 85, Villanova 58 in Piscataway, N.J. (March 15, 1986)
First NCAA Tournament Final Eight Game ...	Western Kentucky 89, Rutgers 74 at the Palestra (Philadelphia, Pa.) (March 22, 1986)
First Elite Eight Appearance in the Field of 64 ...	Purdue 75, Rutgers 62 in Normal, Ill. (March 22, 1999)
First Final Four Appearance in the Field of 64 ...	Tennessee 64, Rutgers 54 in Philadelphia, Pa. (March 31, 2000)
First National Championship Title ...	Rutgers 83, Texas 77 at the Palestra in Philadelphia, Pa. AIAW Tournament (March 28, 1982)
First Rutgers Women's Basketball Player to Receive a Basketball Scholarship ...	Charlotte Walker (1974)
First Kodak/WBCA All-American ...	Kris Kirchner (1981)
First National Player of the Year ...	Sue Wicks (1988)

PLAYERS

COACHES

OUTLOOK

REVIEW

RUTGERS


HISTORY

MEDIA



SUE WICKS

- Three-time Kodak All-American (1986, '87, '88)
- 1988 Naismith National Player of the Year
 - Wade Trophy Candidate
- 1987 Pan American Games Gold Medalist



JUNE OLKOWSKI

- 1982 Kodak All-American
- Wade Trophy Candidate
- U.S. National Team Member



KRIS KIRCHNER

- 1981 Kodak All-American
- Wade Trophy Candidate
- 1980 U.S. Olympic Team Gold Medalist



CAPPIE PONDEXTER

- 2006 Kodak All-American
- First four-time All-BIG EAST First Team selection in the history of the league
- 2004, 06 National Player of the Year Finalist
- Five-Time U.S. Junior National Team Member
- 2008 U.S. Olympic Team Gold Medalist

PLAYERS

COACHES

OUTLOOK

REVIEW

RUTGERS

HISTORY

MEDIA



Mary and Patty Coyle

CLASS OF 1993

Dr. Hyman "Copey" Copleman (1929) gained the respect and admiration of thousands of RU student-athletes during his 50 years as team physician. One of the nation's most highly-decorated physicians of World War II, the humanitarian/philanthropist became known as the Dean of Sports Medicine in New Jersey. "Copey" received the Rutgers Medal and established the Copleman Scholarship Fund for scholarship athletes majoring in the biological sciences and pre-medical studies. He also is a member of the Rutgers Football Hall of Fame.

Mary Coyle (1978-82) was the first in a long line of distinguished point guards directing the Lady Knight offense. Finishing her career first on the all-time assist chart with 640, she was named the team's co-Most Valuable Player following the 1981-82 season. A four-year starter, Coyle played in 124 games, the fourth-highest total for a Lady Knight at the time, while also competing for both the 1979 National Sports Festival East Team and the U.S. Junior National Teams, each time capturing the gold medal.

Patty Coyle (1978-82), the other half of the Coyle duo, registered 1,209 career points, the fourth-highest total in Lady Knight history at the time, and collected 382 rebounds, 198 steals and 394 assists in 129 career games. A three-year starter, Coyle gained EAIAW All-Region honors in 1981 and was named the Lady Knights' Most Valuable Player for the 1980-81 season. One of the highlights of her career was a 30-point performance against Texas in the 1982 AIAW Tournament Championship game for which she was named the game's Most Valuable Player.

A teammate of the Coyles both nationally and internationally, and the second Lady Knight to be selected as a Kodak All-American, June Olkowski (1978-82) was the first Lady Knight to have her number retired. Her 1,500 career points and 780 rebounds still stand among the top-10 totals in the Lady Knight record books. She posted a 14.6 point-per-game average during her four-year career and



Kathy Glutz

was the Most Valuable Player for the 1978-79 season. In 1982, Olkowski was the recipient of the Rutgers Headley-Singer Award and was a Wade Trophy candidate in both 1981 and 1982. Her number 45 was retired in 1988.

A four-year starter and two-time captain for Rutgers, Kathy Glutz (1976-80) amassed 1,415 career points (first on the all-time list at the time) and 835 career rebounds (second) during her tenure. Named as the Most Valuable Player of the 1977-78 squad after averaging 16.5 points per game that season, she finished her career with a 12.3 points per game average during her 115 career tilts.

Denise Kenney (1976-79) is the 25th-leading scorer in Lady Knight history with 1,103 career points. She was credited with 512 rebounds and 263 career steals, the fifth-best total currently in RU history. She still is in possession of the single-game record for steals with 10 at Saint Joseph's in 1978. A three-year letterwinner, she captained the squad during both the 1977-78 and 1978-79 seasons.

The formation of the Cagers Club in 1979 was largely due to the efforts of one of the most dedicated and enthusiastic supporters in the history of Lady Knight basketball.

Ethelyn Meyer's organizational abilities and tireless efforts resulted in the establishment of the Cagers Club and in its becoming one of the pivotal organizations supporting the Lady Knight basketball program. In the beginning, she provided the backbone of the Cager organization while playing a crucial role in the initiation of many of the events that surround the women's basketball program at Rutgers. The Annual Awards Dinner and the special awards that are presented to 1,000-point scorers and rebounders are her legacy.

A true visionary, **Nancy Mitchell** recognized the need for the establishment of intercollegiate athletics for women at Rutgers University. In her role as administrator and advisor at Douglass College,



Denise Kenney

her commitment to the implementation of women's intercollegiate athletics on a University-wide level was outstanding. She was instrumental in the establishment of women's basketball on a national level. Mitchell then became one of the most ardent supporters of women's basketball and remained active through her involvement as the faculty representative to the Association of Intercollegiate Athletics for Women (IAIW) where she served on numerous national and regional committees. Until her retirement in 1992, she also served as the Chairperson for the President's Athletic Advisory Committee at Rutgers.

In conjunction with the inaugural Hall of Fame induction ceremonies, the **1982 Lady Knight basketball team** received special recognition. It was this team that put together a 25-7 record, remained in the top 10 in the national polls all season and captured the only National Championship in Rutgers basketball history. The team silenced critics that felt that the loss of All-American center Kris Kirchner and Wade Trophy finalist Joanne Burke, in addition to the uncertainty of June Olkowski's knee injury, would be too much for the team to overcome.

CLASS OF 1994

The Lady Knight Most Valuable Player in 1980, **Joanne Burke (1979-81)** amassed 855 career points and 262 rebounds in two seasons "On the Banks." Elected the team captain for the 1980-81 season, Burke was a Wade Trophy candidate in 1980 and was honored as an EAIW All-Region selection for the 1979-80 season. She led the team in scoring with 15.8 points per game as a junior and in steals, 2.5 and 2.0 respectively, during both her seasons.

The first Rutgers player to garner three Kodak All-American selections and Lady Knight Most-Valuable-Player awards, **Sue Wicks (1984-88)** is the most highly-decorated player in the history of Lady Knight basketball. A dominant force in women's collegiate basketball from 1984 to



Nancy Mitchell

1988, she still holds the Knight career records in points (2,655), rebounds (1,357), blocked shots (293), scoring average (21.2 ppg), rebounding average (10.9 rpg), field goals made (1,091), field goals attempted (2,099), free throws made (473) and free throws attempted (641). Wicks led Rutgers in scoring and rebounding during all four of her years "On the Banks", and during the 1987-88 season, she set single-season records in points (793), field goals made (319), free throws made (155) and scoring average (25.6 ppg). In 1988, Wicks was named the National Player of the Year by Naismith, the U.S. Basketball Writers' Association, Women's Basketball News Service and Street & Smith's. During her career, Rutgers posted a 105-21 (.833) record and advanced to the NCAA Tournament East Regional Final twice. For her accomplishments as both a Knight and as a member of the WNBA's New York Liberty, Wicks was inducted into the Rutgers Hall of Distinguished Alumni in 2005.

The "Sticks" half of the formidable "Wicks and Sticks" combination, **Regina Howard (1983-87)** ranked second (after graduation) on both the all-time scoring and rebounding charts with 1,807 points (now third) and 1,036 rebounds (third currently). She led Rutgers in field-goal percentage in each of her four years and led in steals in 1986-87 with 2.8 per game. Howard garnered Kodak District II All-American honors in 1986 and was selected as an honorable mention All-American by Street & Smith's in 1986. As a senior, she captured the Most Valuable Player Award at the NCAA Tournament East Regional and shared the Lady Knight MVP award with Sue Wicks. Also in 1987, Howard was voted the Player of the Year by the New Jersey Sportswriters & Coaches Association and was a Wade Trophy candidate.

A true friend of Lady Knight basketball, **Henrietta Leitner** enriched the lives of those associated with the women's basketball program during her 14 years as women's basketball secretary. Her enthusiasm, loyalty and dedication to women's basketball throughout her career at Rutgers was

PLAYERS

COACHES

OUTLOOK

REVIEW

RUTGERS

HISTORY

MEDIA



Sue Wicks

truly noteworthy and meaningful to all whose lives she touched. She provided the behind-the-scenes support that kept the day-to-day operations running smoothly.

CLASS OF 1995

Kristen Foley (1982-87) made her mark "On the Banks" not only on the court but in the classroom as well. A three-time Lady Knight Scholar-Athlete, she was a member of the 1987 Atlantic 10 All-Academic Team and was recognized on the 1986 GTE/CoSIDA Academic All-America Team. She finished third on the all-time assists list with 455, and led the team in that category in 1984-85 with a 2.8 per game average. A team captain as both a junior and senior, Foley scored 1,051 points at Rutgers, the 11th-best total in RU history at the time, and in 1987 won the Headley-Singer Award, given annually to the most outstanding graduating female athlete at Rutgers. Foley was named to the 1986 NCAA Tournament East Region All-Tournament Team and also was recognized as a Street & Smith's Pre-season All-American. In all, Foley led teams that garnered a combined record of 92-26 (.780) in her four seasons at Rutgers.

Sandy Tupurins (1976-80) was known more for her rebounding than her scoring at Rutgers. A team captain in 1979-80, she set the single-season rebounding average record in 1976-77 when she averaged 13.7 rebounds per game. Tupurins was a dominating force in the paint for Rutgers during her four years, finishing first in both rebounding with 944 and blocked shots with 107. She holds the single-game rebounding record, swiping 26 in one game against William Paterson in 1977.

CLASS OF 1996

Patti Sikorski (1976-80) scored 1,284 points to finish her career second on the RU list (now 17th). During her career, Rutgers advanced to the EIAIW Tournament four times and the AIAW Tournament on two occasions, including a Final Eight finish in 1980. The Allentown, Pa., native from Dieruff High School still is the second-best freshman scorer in history, averaging 15.8 points per game during



Regina Howard

her rookie campaign. Sikorski also ranked in several other career categories: third on the all-time rebounding list with 624 boards, second in field goals made with 545, first in field goals attempted with 1,265 and first in free-throw percentage at .764.

Terry Dorner (1980-82), a transfer from Mercer County Community College, played just two years for Rutgers, but made a major impact at the time and in the Knights' all-time career records. Dorner was a 1982 Kodak District II All-American and an EIAIW All-Region team selection that year. She led the team in scoring (19.6 ppg) and rebounding (10.1 rpg) in 1981-82 and was the team's co-Most Valuable Player with Mary Coyle. Dorner helped Rutgers win the 1982 AIAW National Championship and advance to the Final 16 in 1981. A native of Williamsport, Pa., Dorner appeared on several Rutgers career-best lists at the end of her stay "On the Banks," including second in scoring average (15.0) and third in rebounding average (8.9).

CLASS OF 1997

Telicher Austin (1985-89) enjoyed a brilliant career at Rutgers as she established herself as one of the Knights' all-time greats. Austin finished her career as the third all-time leading scorer with 1,789 points and the fourth all-time playmaker with 371 assists. She still ranks in the top-10 in nearly every offensive category in both the single-season and career record books and continues to hold the Louis Brown Athletic Center record for field goals attempted by a Knight with 28 against West Virginia (Feb. 16, 1989). Austin, who played with the Hall of Fame duo of Wicks and Sticks (Sue Wicks and Regina Howard), was a four-year starter on teams that won two Atlantic 10 Tournament Championships and advanced to the NCAA Tournament all four seasons. During her freshman and sophomore campaigns, Rutgers advanced to the Final Eight of the NCAA Tournament.

Marge Howes was a pioneer in women's basketball, organizing the first team at Douglass College in 1958. Howes was a physical education teacher



Telicher Austin

with a vision to provide women with intercollegiate athletic opportunities. Her players came from her physical education classes and in the first year finished with a record of 3-0. She coached six seasons and compiled a varsity record of 47-13 (.783). Howes' commitment to women's athletics reached far beyond Rutgers. She was the state chair of the Division of Girls' and Women's Sports in New Jersey and Connecticut where she was instrumental in implementing the "rover" concept in New Jersey. Women's basketball today is a reflection of Howes' solo efforts in the sport almost 50 years ago.

CLASS OF 1998

Vicky Picott (1987-91), one of the Scarlet Knights' most prolific players, led Rutgers to four-straight NCAA Tournament appearances and one Atlantic 10 Tournament Championship during her four years "On the Banks." A sleek and mobile forward, Picott was the 14th RU player in history to score 1,000 points. She ranked third in the all-time records in scoring (1,792), rebounds (1,029) and steals (257) at the end of her career, and was second in free throws made (378) and attempted (542). Picott, who served as a team captain as a junior and senior, was the 1988 Atlantic 10 Freshman of the Year, a Second Team All-Conference selection as a sophomore and a first team pick as both a junior and senior. Sharing team Most-Valuable-Player honors with Lynn Ust as a junior and senior, she helped the team to a 94-29 (.764) record in four seasons. Picott won a silver medal at the 1989 Olympic Festival and played for the 1988 U.S. Junior National Team.

CLASS OF 1999

Jennie Hall (1979-83) helped brand Rutgers as one of the nation's elite teams during her four-year career. A *Street & Smith's* All-American in 1983, Hall led Rutgers to a 99-28 (.780) record in four years, including a 25-7 slate in 1982 when Rutgers won the AIAW Tournament National Championship. During that national-title run, she led the team with 24 points and five rebounds against Villanova in the semifinal game. Hall was named to the AIAW



Vicky Picott

All-Tournament Team for her efforts. She served as co-captain as a senior while earning First Team all-Atlantic 10 honors as well as team Most Valuable Player accolades. In 1983, Hall earned the most prestigious award at Rutgers, the Headley-Singer Award, given to the top graduating female student-athlete. Hall finished her career 10th in single-season scoring average (15.2), ninth in career rebounds (419), fifth in career assists (279) and second in career steals (206). After her Rutgers career, Hall went on to win a silver medal at the World University Games in 1985 and was an Olympic Team invitee in 1984 and 1988. Hall became the first American woman to play professionally in Finland. She spent seven years playing professional ball overseas and was named to the National All-Star Team three times. After serving as an assistant coach for eight years, Hall was named the 1999 Mid-Eastern Athletic Conference Coach of the Year in her first season as head coach at Coppin State.

CLASS OF 2000

Caroline DeRoose (1990-94), a two-time Kodak District II All-American (1993-94), was a three-year starter for the Scarlet Knights and led the team in scoring her junior (15.7 ppg) and senior (19.4 ppg) seasons. DeRoose led the team to an impressive 88-25 (.779) record during her career, earning four-straight NCAA Tournament berths and winning two Atlantic 10 Conference titles (1993 and 1994). DeRoose, from Ghent, Belgium, won the 1994 Headley-Singer Award given to Rutgers' most outstanding graduating female athlete. The team's Most Valuable Player in 1992 and 1994, she was named the New Jersey Basketball Coaches & Sportswriters Association Player of the Year in 1993. She was the 1994 Atlantic 10 Player of the Year and earned All-Atlantic 10 accolades every season, including Academic All-Atlantic 10 honors in 1994. DeRoose appears abundantly in the Rutgers record books, establishing the all-time career records for free-throw percentage (.834), three-point field goals made (205), three-point field goals attempted (517) and three-point field



Theresa Shank Grentz

goal percentage (.397). She also tied the Louis Brown Athletic Center record for the most three-pointers made by a Rutgers women's player when she drained six against Massachusetts (Feb. 28, 1994). In the career records, DeRoose finished with 1,762 points and a scoring average of 14.9 points per game. DeRoose was the 16th Rutgers women's basketball player to score 1,000 career points, and finished her career 14th in rebounding (568), eighth in assists (359), sixth in field goals made (630), fourth in field goals attempted (1,430), seventh in free throws made (297) and ninth in free throws attempted (356) at that time.

CLASS OF 2001

When **Theresa Shank Grentz** was hired at Rutgers in August of 1976, she became the first full-time women's basketball coach in the nation. During her 19 seasons at Rutgers she amassed a 434-150 record, winning eight Atlantic 10 Conference regular-season and four tournament titles. She led the Lady Knights to the 1982 AIAW Tournament National Championship and nine consecutive trips to the NCAA Tournament (1986-94) as 14 of her 19 teams won 20 or more games. She coached three Kodak/WBCA All-Americans while "On the Banks" -- Kris Kirchner (1981), June Olkowski (1982) and Sue Wicks (1986-88). Wicks went on to earn National Player of the Year honors in 1988. Grentz was named the Atlantic 10 Coach of the Year in 1986, 1988, 1993 and 1994 and the *Star-Ledger* named her its Coach of the Year in 1986, the Metropolitan Women's Basketball Association named her its Coach of the Year in 1993, and she earned her second Kodak District II Coach of the Year award that same season. Inducted into the Nike Hall of Fame in 1992, Grentz also was named the 1987 Converse/WBCA National Coach of the Year following a season which found her Lady Knights finish with a 30-3 record. Her extensive international coaching experiences while at Rutgers were capped by her selection as the head coach of the 1992 Olympic Team. She led the United States to a bronze medal at the Games in Barcelona. Grentz added to her selection to the Rutgers Women's Basketball Hall of Fame by her induction into the Women's Basketball



Jennie Hall

Hall of Fame just six weeks later.

CLASS OF 2002

A 1991 and 1992 First Team all-Atlantic 10 selection, **Tanya Hansen (1988-92)** ranks among Rutgers' career leaders in blocked shots, field goals, rebounds, free throws and scoring. The 6-2 forward averaged 14.5 points and 7.7 rebounds per game during her career, leading the Lady Knights to four-consecutive berths in the NCAA Tournament. As a senior, she averaged a whopping 20.3 points and 8.6 rebounds per contest on her way to being named the New Jersey Basketball Coaches & Sportswriters Association Player of the Year and earning a spot on the Kodak All-District II First Team. A native of Albany, NY, she twice competed at the U.S. Olympic Festival as a member of the East Team, winning a silver medal in 1989 and a gold in 1990. A defensive standout, her 245 career blocks were third on the RU list, and the 75 she posted as a junior was the third-best single-season total in school history. Also a Second Team all-conference selection in 1990, she played professionally in Spain following her days "On the Banks."

CLASS OF 2003

Janet Malouf (1985-89) was one of the greatest point guards in Rutgers history, leading the Lady Knights to four NCAA Tournament berths (1986-89) and two Atlantic 10 Conference Tournament Championships (1987-88) while starting 125 of RU's 129 games during her career. She established the Rutgers career (718) and single-season (209, 1986-87) assists records, marks that stayed atop the record charts for a dozen years. The team's assists leader all four of her seasons, Malouf still holds the freshman (5.6 app) class record at Rutgers. A selection to the 1986 Atlantic 10 All-Freshman Team as well as the 1989 Atlantic 10 All-Third Team, she won a gold medal with the 1986 U.S. Select Team at the Jones Cup Tournament in Taiwan.

CLASS OF 2004

Liz Hanson (1992-96) was one of the most accurate outside shooters in Rutgers history, finishing



Janet Malouf

her career second on the three-point field-goal percentage chart. Hanson also completed her career tied for first in steals (287), second in three-point field goals made, three-point field goals attempted and free-throw percentage (.356-.440, .809), third in both assists (474) and free throws made, sixth in free throws attempted, and ninth in scoring (1,413). She established the Rutgers single-season steals record (117, 1993-94), a total that remains the highest single-season mark in Scarlet Knight history, men's or women's. Hanson helped lead the Scarlet Knights to two Atlantic 10 Conference Tournament titles (1993-94) and a pair of NCAA Tournament berths during her time "On the Banks," earning First Team All-Atlantic 10 honors as a sophomore (1993-94). A member of the 1994 and 1995 Atlantic 10 All-Tournament Teams, she twice was a member of the Atlantic 10 All-Academic Team (1994-95) and won a bronze medal at the 1994 U.S. Olympic Festival as a member of the East Team.

CLASS OF 2005

The **1999-2000 Scarlet Knights** advanced to the school's first-ever Final Four berth in the NCAA Tournament, posting a 26-8 overall record and a 12-4 mark in the BIG EAST Conference to finish tied for third place in the regular-season standings. The Scarlet Knights advanced to the final of the BIG EAST Tournament before receiving a second seed in the West Region of the NCAA Tournament, and the right to host the first two rounds of the national tourney. Rutgers dispatched No. 15 Holy Cross 91-70 and No. 10 Saint Joseph's 59-39 in Piscataway before moving on to the West Regional in Portland, Ore. RU defeated No. 11 UAB 60-45 in the semifinals, then upset top-seeded Georgia 59-51 in the regional final, punching the team's ticket for the Final Four in Philadelphia. The Scarlet Knights' dream season ended with a 64-54 loss to Tennessee.

CLASS OF 2006

Cheryl Cop (1989-93), a native of Elizabeth, N.J., helped lead the Knights to four NCAA Tournament berths (1990-93), the 1993 Atlantic 10 Conference



Tanya Hansen

Tournament title and started 87 out of a possible 94 games during her career. A member of the 1990 Atlantic 10 All-Freshman Team and Bell Atlantic Holiday Tournament Team (1989), she finished her career sixth in all-time free-throw percentage (.766) and was a three-time team Scholar-Athlete (1991-93) during her time "On the Banks." A team captain both her junior and senior years, Cop, who earned a spot on the 1991 Atlantic 10 All-Academic Team, averaged 7.9 points and 3.2 assists per game during her career, leading the team in free-throw percentage (.880) as a freshman, in assists (3.5 apg) and free-throw percentage (.805) as a sophomore, in field-goal percentage (.561) as a junior, and sharing the team lead in assists (3.1 apg) as a senior. Cop was labeled as "Most Courageous" for returning from a season-ending knee injury and Type I diabetes diagnosis during her freshman year. In 1993 she won the Headley-Singer Award, given annually to the most outstanding graduating female athlete at Rutgers.

CLASS OF 2007

Tomora Young (1995-99) helped lead the Scarlet Knights to back-to-back NCAA Tournament berths, including a showing in the Elite Eight in 1999 and the Sweet Sixteen in 1998. The Red Bank, N.J. native was named All-BIG EAST three-straight years, earning first team honors following her junior season. In addition, Young was selected BIG EAST All-Tournament in 1998 and also named the Co-Player of the Year by the Metropolitan Writer's Association. A 5-10 guard, Young was one of the most efficient three-point shooters to wear the Scarlet. She is second all-time in three-point field goals made (180) and attempted (513) and also graces the record book in three-point field goal percentage (.351), placing her sixth on the all-time chart. Young sits atop the single season record list in three categories, all achieved during the 1997-98 season. She is ranked first in three-point field goals made (71) and three-point field goal attempts (186) in a single campaign. Young also holds the RU record for most proficient showing from the free throw line in a single season with a .901 average (64-for-71).

PLAYERS

COACHES

OUTLOOK

REVIEW

RUTGERS

HISTORY

MEDIA



Shawnetta Stewart

CLASS OF 2008

Former standouts **Tasha Pointer (1997-01)** and **Shawnetta Stewart (1997-00)** helped lead the Scarlet Knights to the 2000 Final Four.

Pointer led the Scarlet Knights to their first-ever Final Four appearance as a junior captain in 2000. The Chicago native earned a number of accolades during her time at RU including being named the 1998 BIG EAST Rookie of the Year and garnering All-BIG EAST First Team honors in 1999 and 2001. In 2001, Pointer was also tabbed an Associated Press All-America Honorable Mention. Pointer was named to two NCAA All-Tournament teams, selected to the 1999 Midwest Region to the 2000 West Region squads. The point guard holds the Rutgers' all-time assists and steals records - men's and women's - with 839 assists and 292 steals, respectively. In addition, Pointer scored 1,456 points in her decorated career ranked ninth-best all-time. She recorded the first triple-double in Rutgers basketball history against Providence during her senior campaign. Pointer had four triple-doubles in her illustrious career, the most in BIG EAST history. In 2003, Pointer was named to the BIG EAST 25th Anniversary Hall of Fame Team.

Stewart is one of the most prolific players in Rutgers basketball history. She concluded her career as the 10th all-time leading scorer despite playing only three years. Stewart compiled 1,346 points and 629 rebounds while also nailing 144 career three pointers, which ranks fourth all-time. Stewart was named All-BIG EAST following her junior and senior seasons in 1999 and 2000. She led the team in scoring, rebounding and steals in each of those campaigns. Over her final two seasons, Stewart averaged 14.5 points, 6.7 rebounds and 1.9 steals per game as the Scarlet Knights combined for a 55-14 record. In 2000, Stewart was named an honorable mention Associated Press All-American selection and named the NCAA Tournament West Region Most Valuable Player. In addition, she was chosen Player of the Year by the New Jersey Collegiate Basketball Coaches Association and the Metropolitan Basketball Writers' Association. The



Tasha Pointer

previous season, she was named to the Midwest Region All-Tournament Team and was tabbed the MWBA Player of the Year. Stewart was the first player to commit to C. Vivian Stringer's first recruiting class at Rutgers.

CLASS OF 2013

Tammy Sutton-Brown (1997-2001) averaged 9.6 points and 5.3 rebounds per game during her career, finishing her time "On the Banks" ranked third in field-goal percentage (.577), fifth in blocked shots (148), seventh in free throws made (304), 14th in rebounds (685) and 20th in scoring (1,246). A member of the Canadian Junior National Team in high school, Sutton-Brown made an immediate impact at Rutgers, leading the squad in field goal percentage and blocks as a freshman. As a sophomore, Sutton-Brown earned Third Team All-BIG EAST honors, as she shot over 67 percent from the floor, setting an RU single-season field goal percentage record in the process. Sutton-Brown, also known as "Simba" to fans and teammates, was named to the BIG EAST All-Tournament Team as a junior. Over the course of the tournament's three games, Sutton-Brown logged 39 points and hauled in 17 rebounds. As a senior, Sutton-Brown was a Third Team All-BIG EAST selection and candidate for the Naismith National Player of the Year Award. Altogether she helped lead the Scarlet Knights to four NCAA Tournament berths, including an Elite Eight finish in 1999 and a Final Four bid in 2000. Sutton-Brown went on to be the 18th overall pick of the Charlotte Sting in 2001. The 12-year WNBA veteran was a two-time WNBA All-Star, becoming the fifth player in league history to reach 3,000 points, 1,500 rebounds and 400 blocks. Sutton-Brown was also the third Scarlet Knight to help her team to a WNBA championship trophy in 2012 with the Indiana Fever. She was also a member of the 2000 Canadian Olympic team.

#23 SUE WICKS (1984-88)

Sue Wicks, the most highly decorated player in the history of Rutgers women's basketball, became the second former player to have her jersey retired when she was honored April 26, 1998.

She is the only RU player to garner three Kodak All-America honors and three Atlantic 10 Conference Player of the Year awards. Wicks was named the National Player of the Year in 1988 by Naismith, the U.S. Basketball Writers Association, the Women's Basketball News Service and Street & Smith's. Rutgers posted an impressive 105-21 (.833) record and advanced to the NCAA East Regional final twice during Wicks' career. She was inducted into the Rutgers Women's Basketball Hall of Fame in 1994, the first year she became eligible, and still holds the career record for points, male or female, at Rutgers with 2,655 tallies.

In all, she still holds nine Rutgers career records more than two decades after her playing days ended and her 1987-88 single-season totals in points (793), field goals made (319), free throws made (155) and scoring average (25.6 ppg) still top the RU charts. She became the first Rutgers women's basketball player to be drafted by an American professional basketball league when she was the first-round draft choice of the New York Liberty in the inaugural WNBA Draft in 1997. Wicks returned to the States after playing overseas for eight years.



"It was fantastic," Wicks said of the honor. "It was great to go back. I have so much pride in my University and to go back there and be honored by a whole new group of women was really great."

WICKS' RUTGERS CAREER RECORDS

Points.....	*2,655
Rebounds.....	*1,357
Blocked Shots.....	293
Scoring Average.....	21.2
Rebounding Average.....	10.9
Field Goals Made.....	*1,091
Field Goals Attempted.....	*2,099
Free Throws Made.....	473
Free Throws Attempted.....	641

*all time men's or women's record

#45 JUNE OLKOWSKI (1978-82)

On Jan. 2, 1988, former Lady Knight All-American June Olkowski became the first graduate of the RU women's athletic program to have her uniform number retired.

"Having my number retired is the highest honor I can imagine" said Olkowski. "It is a very humbling and unexpected experience. You dream of winning a National Championship, but not of having your number retired."

Following the end of her playing days, Olkowski served as the head coach at Northwestern, Butler and Arizona. On the same day that her number was retired, Arizona met Rutgers in a match-up that saw Olkowski's alma mater emerge as the victor.



"It was a very special, very emotional day for me," expressed Olkowski. "It was a nice homecoming, but once the ball was tossed, I was the enemy."

During her playing days at Rutgers, the Philadelphia native became only the second Rutgers women's basketball player ever to be recognized as a Kodak/WBCA All-American while leading Rutgers to the AIAW national championship in 1982. During her four-year career at The State University, Olkowski guided her squads to a 108-22 (.831) record while consistently placing in the national top-10 polls.

Many thought Olkowski was the best player in the country – until she suffered a serious knee injury. A less determined player might have retired, but Olkowski underwent major surgery and came back to help Rutgers win the national title.

The twice-injured knee did not limit her successes at Rutgers. She was a Wade Trophy finalist during both her junior and senior years while compiling 1,500 career points, 780 rebounds, 208 assists, 190 steals and 78 blocked shots.

Olkowski graduated from Rutgers in 1982 (Douglass College) with a Bachelor's of Science degree in sports administration.

NATIONAL PLAYER OF THE YEAR

Naismith

Sue Wicks (winner)	1988
Tasha Pointer (candidate)	2000
Tasha Pointer (finalist)	2001
Tammy Sutton-Brown (finalist)	2001
Cappie Pondexter (finalist)	2004, '05, '06
Chelsea Newton (candidate)	2005
Matee Ajavon (candidate)	2006, 2008
Essence Carson (candidate)	2008
Khadijah Rushdan (candidate)	2012

U.S. Basketball Writers Association

Sue Wicks (winner)	1988
Khadijah Rushdan (candidate)	2012

Women's Basketball News Service

Sue Wicks (winner)	1988
Cappie Pondexter (winner)	2006

Street & Smith's Basketball

Sue Wicks (winner)	1987, '88
--------------------	-----------

Women's Wooden Award

Cappie Pondexter (finalist)	2004, '05, '06
-----------------------------	----------------

Wade Trophy

Joanne Burke (candidate)	1980
Kris Kirchner (candidate)	1981
June Olkowski (candidate)	1981, '82
Lorrie Lawrence (candidate)	1983
Regina Howard (candidate)	1987
Sue Wicks (finalist)	1988
Cappie Pondexter (finalist)	2004, '05, '06
Matee Ajavon (candidate)	2006, '07, '08
Essence Carson (candidate)	2007, '08
Kia Vaughn (candidate)	2007
Epiphanny Prince (candidate)	2008
Epiphanny Prince (finalist)	2009
Khadijah Rushdan (candidate)	2012

Honda Sports Award for Basketball

Sue Wicks (finalist)	1987, '88
----------------------	-----------

Cappie Pondexter (finalist)	2006
-----------------------------	------

Nancy Lieberman Award (top point guard)

Tasha Pointer (finalist)	2001
Cappie Pondexter (finalist)	2003, '04, '05, '06
Matee Ajavon (candidate)	2008
Epiphanny Prince (finalist)	2009

Senior CLASS Award

Chelsea Newton (candidate)	2005
Cappie Pondexter (finalist)	2006
Essence Carson (candidate)	2008

ALL-AMERICANS

Kodak/Women's Basketball Coaches**Association (WBCA)**

Kris Kirchner (first team)	1981
June Olkowski (first team)	1982
Sue Wicks (first team)	1986, '87, '88
Cappie Pondexter (first team)	2006

Street & Smith's Basketball

June Olkowski	1978, '79, '80, '81
Joanne Burke	1979, '80
Jennie Hall	1983
Lorrie Lawrence	1983
Kristen Foley (hm)	1986
Regina Howard (hm)	1986
Sue Wicks	1986, '87, '88
Vicky Picott (hm)	1988, '89, '90

Associated Press

Shawnetta Stewart (hm)	2000
Tasha Pointer (hm)	2000, '01
Cappie Pondexter (hm)	2003, '05
Cappie Pondexter (third team)	2004
Cappie Pondexter (first team)	2006
Essence Carson (hm)	2007, '08
Matee Ajavon (hm)	2007, '08
Epiphanny Prince (third team)	2008, '09
Betnijah Laney (hm)	2015



Mary Coyle, Carol Glutz, June Olkowski and Patty Coyle

Kodak District II

Kris Kirchner	1981
Terry Dorner	1982*
June Olkowski	1982
Lorrie Lawrence	1983*
Julie Salmon	1985*
Regina Howard	1986*
Sue Wicks	1986, '87, '88
Telicher Austin	1989*
Vicky Picott	1991*
Tanya Hansen	1992*
Caroline DeRoose	1993*, '94*

Kodak District I

Tasha Pointer	2000, '01*
Shawnetta Stewart	2000*
Cappie Pondexter	2003*, '04*, '05*, '06

* indicates honorable-mention All-America

Womenscolleghoops.com

Cappie Pondexter (second team)	2003
--------------------------------	------

Full Court Press

Cappie Pondexter (third team)	2004, '05
Cappie Pondexter (first team)	2006

U.S. Basketball Writers Association

Cappie Pondexter	2006
------------------	------

Senior CLASS Award

Cappie Pondexter (first team)	2006
Essence Carson (candidate)	2008

Women's Wooden Award

Cappie Pondexter (finalist)	2006
-----------------------------	------

Women's Basketball News Service

Cappie Pondexter (first team)	2006
-------------------------------	------

Gballmag.com

Cappie Pondexter (first team)	2006
-------------------------------	------

ESPN.com

Cappie Pondexter (first team)	2006
Epiphanny Prince (second team)	2009

COACHING HONORS

WBCA NATIONAL COACH OF THE YEAR

Theresa Grentz (winner)	1987
-------------------------	------

WBCA DISTRICT 1 COACH OF THE YEAR

C. Vivian Stringer (winner)	1998, 2006
-----------------------------	------------

PLAYER HONORS

BIG TEN CONFERENCE

Defensive Player of the Year

Syessence Davis	2015
-----------------	------

First Team

Betnijah Laney (media & coaches)	2015
----------------------------------	------

Second Team

Kahleah Copper (media & coaches)	2015
----------------------------------	------

Honorable Mention

Syessence Davis (media)	2015
Tyler Scaife (media & coaches)	2015

AMERICAN ATHLETIC CONFERENCE

First Team

Kahleah Copper	2014
----------------	------

Second Team

Betnijah Laney	2014
Tyler Scaife	2014

All-Freshman Team

Tyler Scaife	2014
--------------	------

Freshman of the Year

Tyler Scaife	2014
--------------	------

BIG EAST ALL-CONFERENCE

Coach of the Year

C. Vivian Stringer	1998, 2005
--------------------	------------

Player of the Year

Cappie Pondexter (unanimous)	2006
------------------------------	------

Defensive Player of the Year

Chelsea Newton	2005
Essence Carson	2006, '07, '08

Most Improved Player

Michelle Campbell	2005
Epiphanny Prince	2008

Rookie/Freshman of the Year

Tasha Pointer	1998
Cappie Pondexter	2003
Matee Ajavon	2005

* name changed to Freshman in 2005

First Team

Tomora Young	1998
Shawnetta Stewart	1999, 2000
Tasha Pointer	1999, 2001
Cappie Pondexter	2003, '04, '05, '06
Matee Ajavon	2006, '08
Essence Carson	2007
Kia Vaughn	2007
Epiphanny Prince	2008, '09
Khadijah Rushdan	2012

Second Team

Tasha Pointer	1998, 2000
Tomora Young	1999
Matee Ajavon	2005, '07
Essence Carson	2006, '08
Kia Vaughn	2008
Brittany Ray	2010
Khadijah Rushdan	2011
April Sykes	2011
Monique Oliver	2011
April Sykes	2012

Third Team

Tomora Young	1997
Tammy Sutton-Brown	1999, 2001
Davalyn Cunningham	2002
Mauri Horton	2003
Michelle Campbell	2005
Chelsea Newton	2005

Honorable Mention

Davalyn Cunningham	2001
Monique Oliver	2012
Erica Wheeler	2013

Rookie / Freshman Team

Usha Gilmore	1997
Tasha Pointer	1998
Cappie Pondexter	2003
Matee Ajavon	2005
Epiphanny Prince	2007
Brittany Ray	2007
Betnijah Laney	2012
Kahleah Copper	2013

*name changed to All-Freshman Team in '05


ATLANTIC 10 ALL-CONFERENCE

Player of the Year

Sue Wicks	1986, '87, '88
Caroline DeRoose	1994

Freshman of the Year

Telicher Austin	1986
-----------------	------



Sue Wicks (1984-88) was the 1988 Naismith Player of the Year.

Vicky Picott	1988
Coach of the Year	
Theresa Grentz	1986, '88 (co), '93, '94
First Team	
Jennie Hall	1983
Lorrie Lawrence	1983
Regina Howard	1986, '87
Sue Wicks	1986, '87, '88
Telicher Austin	1989
Vicky Picott	1990, '91
Tanya Hansen	1991, '92
Caroline DeRoose	1993, '94
Liz Hanson	1994
Second Team	
Lorrie Lawrence	1984
Julie Salmon	1985
Sue Wicks	1985
Telicher Austin	1988
Vicky Picott	1989
Tanya Hansen	1990
Caroline DeRoose	1992
C'ta Mitchelson	1993
Janelle Williams	1994
Liz Hanson	1995
Third Team	
Janet Malouf	1989
Lynn Ust	1990
Regina Kalucki	1994
Janelle Williams	1995
Rookie/Freshman* Team	
Kristen Foley	1983
Julie Salmon	1983
Crystal Berry	1984
Regina Howard	1984
Sue Wicks	1985
Telicher Austin	1986
Janet Malouf	1986
Vicky Picott	1988

Lynn Ust	1988
Cheryl Cop	1990
Caroline DeRoose	1991
Alicia Sheeler	1995
* changed to All-Freshman Team in 1986	

All-Academic Team

Kristen Foley	1987
Cheryl Cop	1991
Caroline DeRoose	1994
Liz Hanson	1994, '95

ALL-REGION EAIW

June Olkowski	1979, '80, '81, '82
Joanne Burke	1980
Patty Coyle	1981
Kris Kirchner	1981
Terry Dornier	1982

METROPOLITAN HONORS MET BASKETBALL WRITERS ASSOCIATION

Coach of the Year

Theresa Grentz	1993
C. Vivian Stringer	1998, '99, 2000, '05, '06, '08

Player of the Year

Shawnetta Stewart	1999, 2000
Tasha Pointer	2001
Cappie Pondexter	2003, '04, '05, '06
Kia Vaughn	2007
Epiphany Prince	2008

First Team

Tasha Pointer	1998, '99, 2000, '01
Shawnetta Stewart	1999, 2000
Tammy Sutton-Brown	2001
Cappie Pondexter	2003, '04, '05, '06
Matee Ajavon	2005, '06, '08
Chelsea Newton	2005
Essence Carson	2007, '08
Kia Vaughn	2008
Epiphany Prince	2008, '09
Brittany Ray	2010
April Sykes	2011
April Sykes	2012
Betnijah Laney	2015

Second Team

Davalyn Cunningham	2002
Mauri Horton	2003
Michelle Campbell	2005
Essence Carson	2005, '06
Khadijah Rushdan	2011
Khadijah Rushdan	2012
Erica Wheeler	2013
Kahleah Copper	2015
Syessence Davis	2015

NEW JERSEY BASKETBALL COACHES & SPORTSWRITERS ASSOCIATION

Division I Team of the Year

1980, '83, '86, '87, '88, '90	
Coach of the Year	
C. Vivian Stringer	1998, '99, 2000

Player of the Year

Sue Wicks	1986, '88
Regina Howard	1987
Vicky Picott	1991
Tanya Hansen	1992
Caroline DeRoose	1993

Tasha Pointer, Tomora Young	1998
Shawnetta Stewart	1999, 2000

POSTSEASON ALL-TOURNAMENT TEAMS

AIAW National Tournament

Patty Coyle (MVP)	1982
Jennie Hall	1982

NCAA Tournament East Region

Kristen Foley	1986
Sue Wicks	1986, '87
Regina Howard (MVP)	1987

NCAA Tournament Midwest Region

Tasha Pointer	1999
Shawnetta Stewart	1999

NCAA Tournament West Region

Tasha Pointer	2000
Shawnetta Stewart (MVP)	2000
Tammy Sutton-Brown	2000

NCAA Tournament Philadelphia Region

Matee Ajavon	2005
Cappie Pondexter (MOP)	2005

NCAA Tournament Cleveland Region

Cappie Pondexter	2006
------------------	------

NCAA Tournament Greensboro Region

Matee Ajavon (MOP)	,2007
Matee Ajavon	2008
Essence Carson	2007, '08
Kia Vaughn	2007
Epiphanny Prince	2008

NCAA Tournament Final Four

Matee Ajavon	2007
Kia Vaughn	2007

Atlantic 10 Conference Tournament

Jennie Hall	1983
Julie Salmon	1983
Regina Howard	1986, '87#

Sue Wicks	1986*, '87#, '88'
Kristen Foley	1987
Vicky Picott	1988, '90, '91
Caroline DeRose	1992, '94*
C'ta Mitchelson	1993*
Amy Reynders	1993
Liz Hanson	1994, '95
Janelle Williams	1995

* indicates Tournament Most Valuable Player


indicates Tournament Co-MVP

BIG EAST Conference Tournament

Linda Miles	1998
Tasha Pointer	1998
Shawnetta Stewart	1999, 2000
Tammy Sutton-Brown	2000
Cappie Pondexter	2003, '04, '05, '06
Dawn McCullough	2004
Matee Ajavon	2005, 2007*
Essence Carson	2007
Kia Vaughn	2007

REGULAR SEASON ALL-TOURNAMENT TEAMS

Patti Sikorski	Wagner Christmas Classic, 1977 (MVP)
Sandy Tupurins	Wagner Christmas Classic, 1977
Kathy Glutz	Manufacturer's Hanover Tour., 1978
Patty Coyle	Dartmouth/Burger King Classic, 1981 (MVP)
Patty Coyle	Optimist-ODU Classic, 1981
Carol Glutz	Winston Tire Classic, 1982
Sue Wicks	Miami Women's Court Classic, 1985
Sue Wicks	Orange Bowl/Burger King Invit., 1985
Sue Wicks	Orange Bowl/Burger King Invit., 1987
Telicher Austin	Bell Atlantic Holiday Tournament, 1988
Cheryl Cop	Bell Atlantic Holiday Tournament, 1989



Matee Ajavon (left) helped lead the U.S. team to the gold medal at the Pan American games in Rio de Janerio in July 2007. Kia Vaughn and Essence Carson won gold with USA Basketball at the U 21 2007 World Championships.

Vicky Picott	Bell Atlantic Holiday Tournament, 1989
Tanya Hansen	Bell Atlantic Holiday Tournament, 1990
Vicky Picott	
	Bell Atlantic Holiday Tournament, 1990 (MVP)
Caroline DeRoose	
	Bell Atlantic Holiday Tournament, 1991 (MVP)
Tanya Hansen	
	Bell Atlantic Holiday Tournament, 1991
LaTonya Johnson	
	Bell Atlantic Holiday Tournament, 1991
Caroline DeRoose	
	Bell Atlantic Holiday Tournament, 1992 (MVP)
Gabriela Gonzalez	
	Bell Atlantic Holiday Tournament, 1993
Regina Kalucki	
	Bell Atlantic Holiday Tournament, 1993
Alicia Sheeler	Arizona Tournament, 1994
Susan Blausler	Brother Holiday Classic, 1995
Susan Blausler	Vanderbilt Classic, 1995
Liz Hanson	Brother Holiday Classic, 1995
Liz Hanson	Vanderbilt Classic, 1995
Tomora Young	Brother Holiday Classic, 1996
Tasha Pointer	Rutgers Coca-Cola Classic, 1997
Tomora Young	Rutgers Coca-Cola Classic, 1997 (MVP)
Shawnetta Stewart	Women's Preseason NIT, 1998
Shawnetta Stewart	
	Rutgers Coca-Cola Classic, 1998 (MVP)
Davalyn Cunningham	Rutgers Coca-Cola Classic, 1998
Davalyn Cunningham	Rutgers Coca-Cola Classic, 1999
Tasha Pointer	Rutgers Coca-Cola Classic, 1999 (MVP)
Tasha Pointer	Rutgers Coca-Cola Classic, 2000
Tammy Sutton-Brown	Rutgers Coca-Cola Classic, 2000
Karlita Washington	
	Rutgers Coca-Cola Classic, 2000 (MVP)
Mauri Horton	Arizona State Holiday Classic, 2001
Dawn McCullough	Arizona State Holiday Classic 2001
Mauri Horton	Rutgers Coca-Cola Classic, 2002
Chelsea Newton	RU Coca-Cola Classic, 2002
Cappie Pondexter	Coca-Cola Classic, 2002 (MVP)
Dawn McCullough	Women's Preseason NIT, 2003
Cappie Pondexter	Women's Preseason NIT, 2003
Matee Ajavon	Paradise Jam, 2004
Michelle Campbell	Paradise Jam, 2004 (MVP)
Chelsea Newton	Paradise Jam, 2004
Cappie Pondexter	Junkanoo Jam, 2005 (MVP)
Essence Carson	Junkanoo Jam, 2005
Cappie Pondexter	Hawkeye Challenge, 2005 (MVP)
Matee Ajavon	Hawkeye Challenge, 2005
Epiphanny Prince	Timeout for HIV, 2007
Essence Carson	Paradise Jam, 2007
Kia Vaughn	Paradise Jam, 2007
Brittany Ray	Paradise Jam, 2009 (MVP)
Chelsey Lee	Paradise Jam, 2009
April Sykes	Lady Rebel Roundup, 2010 (MVP)
April Sykes	San Juan Shootout, 2011 (MVP)
Khadijah Rushdan	San Juan Shootout, 2011

PROFESSIONAL PLAY OVERSEAS

Matee Ajavon	Turkey
Dana Boonen	Belgium, Spain
Joanne Burke	Austria, England
Michelle Campbell	Korea
Essence Carson	Latvia, France, Hungary, Italy, Spain, Turkey
Davalyn Cunningham	Portugal, Spain
Caroline DeRoose	Belgium
Terry Dorner	Sweden, Spain, Italy

Usha Gilmore	Israel
Jennie Hall	Finland, Sweden Spain, New Zealand, Italy
Tanya Hansen	Spain
Mauri Horton	Ukraine, Israel
Regina Howard	Spain
LaTonya Johnson	Australia
Rashidat Junaid	Russia
Denise Kenney	Germany
Kris Kirchner	Italy
Chelsey Lee	Spain
Missy Lender	Ireland
Myia McCurdy	Finland
Chelsea Newton	Israel, Poland, Italy
Monique Oliver	Greece
Cappie Pondexter	Turkey, Russia
Epiphanny Prince	Turkey, Russia
Vicky Picott	Luxembourg
Brittany Ray	Belgium
Julie Salmon	Spain
Tammy Sutton-Brown	Korea, Russia
Sandy Tupurins	Venezuela
Kia Vaughn	Israel, Czech Republic
Erica Wheeler	Puerto Rico, Turkey, Brazil
Sue Wicks	Italy, Japan, Spain, Israel
Heather Zurich	The Netherlands

WNBA DRAFT SELECTIONS

Betnijah Laney	Chicago (2015)
Khadijah Rushdan	Los Angeles (2012)
April Sykes	Los Angeles (2012)
Epiphanny Prince	Chicago (2010)
Rashidat Junaid	Los Angeles (2010)
Kia Vaughn	New York (2009)
Matee Ajavon	Houston(2008)
Essence Carson	New York (2008)
Davalyn Cunningham	Orlando (2002)
Usha Gilmore	Indiana (2000)
Chelsea Newton	Sacramento (2005)
Tasha Pointer	Portland (2001)
Cappie Pondexter	Phoenix (2006)
Rebecca Richman	New York (2005)
Shawnetta Stewart	Orlando (2000)
Tammy Sutton-Brown	Charlotte (2001)
Sue Wicks	New York (1997)

INTERNATIONAL COMPETITION

June Olkowski	1977 U.S. Select Team
	Jones Cup Tournament (Taiwan)
June Olkowski	1978 U.S. Select Team
	(Peru, Ecuador, Bolivia)
Mary Coyle	1979 U.S. Junior National Team
	(Squaw Valley, Calif.), gold medalist
Patty Coyle	1979 U.S. Junior National Team
	(Squaw Valley, Calif.), gold medalist
June Olkowski	1979 World University Games
	(Mexico City), gold medalist
June Olkowski	1979 U.S. Junior National Team
	(Squaw Valley, Calif.), gold medalist
Kris Kirchner	1980 U.S. Olympic Team
June Olkowski	1980 U.S. Select Team
	Jones Cup Tournament (Taiwan)
June Olkowski	1981 U.S. Select Team
	Jones Cup Tournament (Taiwan)
Jennie Hall	1985 World University Games
	(Kobe, Japan), silver medalist
Janet Malouf	1986 U.S. Select Team

Jones Cup Tournament (Taiwan), gold medalist	
Vicky Picott	1988 U.S. Junior National Team
World Qualifiers (Sao Paulo, Brazil)	
Kelley Watts	1982 U.S. Junior National Team
(Colorado Springs, Colo.), gold medalist	
Sue Wicks	1987 Pan-American Games
(Indianapolis, Ind.), gold medalist	
Theresa Greutz	Head coach, 1992 Olympic Team (Barcelona, Spain), bronze medalist
Fatime Ndiaye	2000 Senegal Olympic Team (Sydney, Australia)
Tammy Sutton-Brown	2000 Canadian Olympic Team (Sydney, Australia)
Cappie Pondexter	2002
FIBA World Championship For Young Women Qualifying Tournament	
Team (Ribeirao Preto, Brazil), gold medalist	
Cappie Pondexter	2003 FIBA World Championship For Young Women (Sibenik, Croatia), gold medalist
C. Vivian Stringer	Assistant coach, 2004 Olympic Team (Athens, Greece), gold medalist
Essence Carson	2005
FIBA Women's Under-19 World Championship (Tunis, Tunisia), gold medalist	
Cappie Pondexter	2005
World University Games (Izmir, Turkey), gold medalist	
Essence Carson	2006
FIBA Women's Under-20 (Mexico City), gold medalist	World Championship
Kia Vaughn	2006
FIBA Women's Under-20 (Mexico City), gold medalist	World Championship
Essence Carson	2007
FIBA Women's Under-21 World Championship (Moscow), gold medalist	

Kia Vaughn	2007
FIBA Women's Under-21 (Moscow), gold medalist	World Championship
Matee Ajavon	2007
Pan American Games	
perfect record, gold medalist (Rio de Janeiro)	
Cappie Pondexter	2008 Olympic Team (Beijing, China), gold medalist
Nikki Speed	2008 FIBA Women's Under-18 World Championship (Argentina), gold medalist
April Sykes	2011 Pan American Games (Guadalajara, Mexico)

NATIONAL FESTIVAL TEAMS

Patty Coyle	1978 National Sports Festival East (Colorado Springs, Colo.), gold medalist
June Olkowski	1978 National Sports Festival East (Colorado Springs, Colo.), gold medalist
Mary Coyle	1979 National Sports Festival East (Colorado Springs, Colo.), gold medalist
Patty Coyle	1979 National Sports Festival East (Colorado Springs, Colo.), gold medalist
June Olkowski	1979 National Sports Festival East (Colorado Springs, Colo.), gold medalist
Kristen Foley	1982 National Sports Festival East (Indianapolis, Ind.), bronze medalist
Vicky Picott	1987 U.S. Olympic Festival East Tm (Chapel Hill, N.C.), bronze medalist
Tanya Hansen	1989 U.S. Olympic Festival East (Oklahoma City, Okla.), silver medalist
Vicky Picott	1989 U.S. Olympic Festival East (Oklahoma City, Okla.), silver medalist
Tanya Hansen	1990 U.S. Olympic Festival East (Minneapolis, Minn.), gold medalist
Liz Hanson	1994 U.S. Olympic Festival East (St. Louis, Mo.), bronze medalist



Essence Carson (2004-08) was a three-time BIG EAST Defensive Player of the Year, only the second player to win the coveted award three times.

RUTGERS MOST OUTSTANDING FEMALE ATHLETE

Headley-Singer Award

June Olkowski	1982
Jennie Hall	1983
Kristen Foley	1987
Caroline DeRoose	1994
Chelsea Newton	2005

TEAM HONORS MOST VALUABLE PLAYER

1977-78	Kathy Glutz
1978-79	June Olkowski
1979-80	Joanne Burke
1980-81	Patty Coyle
1981-82	Mary Coyle, Terry Dörner
1982-83	Jennie Hall
1983-84	Julie Salmon
1984-85	Regina Howard
1985-86	Sue Wicks
1986-87	Regina Howard, Sue Wicks
1987-88	Sue Wicks
1988-89	Telicher Austin
1989-90	Vicky Picott, Lynn Ust
1990-91	Vicky Picott, Lynn Ust
1991-92	Caroline DeRoose, Tanya Hansen
1992-93	Lady Knight Team
1993-94	Caroline DeRoose
1994-95	Liz Hanson, Janell Williams
1995-96	Liz Hanson
1996-97	Susan Blauser
1997-98	Tasha Pointer
1998-99	Tasha Pointer, Shawnetta Stewart
1999-00	Tasha Pointer, Shawnetta Stewart
2000-01	Tasha Pointer
2001-02	Davalyn Cunningham
2002-03	Cappie Pondexter
2003-04	Chelsea Newton
2004-05	Chelsea Newton, Cappie Pondexter
2005-06	Cappie Pondexter
2006-07	Essence Carson
2007-08	Matee Ajavon
2008-09	Epiphanny Prince
2009-10	Brittany Ray
2010-11	Khadijah Rushdan
2011-12	Khadijah Rushdan, Monique Oliver
2012-13	Erica Wheeler
2013-14	Betnijah Laney
2014-15	Betnijah Laney

SCHOLAR ATHLETE

1979-80	Patti Sikorski
1980-81	Carol Glutz
1981-82	Chris Dailey
1982-83	Carol Glutz
1983-84	Carol Glutz
1984-85	Kristen Foley
1985-86	Kristen Foley
1986-87	Kristen Foley
1987-88	Suzanne Cooper
1988-89	Suzanne Cooper
1989-90	Suzanne Cooper
1990-91	Cheryl Cop
1991-92	Cheryl Cop
1992-93	Cheryl Cop
1993-94	Amy Reynders
1994-95	Amy Reynders
1995-96	Amy Reynders
1996-97	Lauren Hartmann
1997-98	Jen Clemente
1998-99	Jen Clemente
1999-00	Jen Clemente
2000-01	Dana Boonen
2001-02	Davalyn Cunningham
2002-03	Rebecca Richman
2003-04	Rebecca Richman
2004-05	Nikki Jett, Rebecca Richman
2005-06	Courtney Locke
2006-07	Kia Vaughn
2007-08	Katie Adams
2008-09	Heather Zurich
2009-10	Brittany Ray
2010-11	Khadijah Rushdan
2011-12	Jaymee Tucker
2012-13	Brittany Lapidus
2013-14	Christa Evans
2014-15	Christa Evans

NCAA POST-GRADUATE SCHOLARSHIP

Kristen Foley	1987
---------------	------

GTE/COSIDA ACADEMIC ALL-AMERICA TEAM

Kristen Foley (honorable mention)	1986
-----------------------------------	------



SUE WICKS

1997 First Round
Sixth Selection
New York Liberty
2000 All-Star Game
2001 Sportsmanship Award



SHAWNETTA STEWART

2000 Third Round
36th Selection
Orlando Miracle



USHA GILMORE

2000 Third Round
42nd Selection
Indiana Fever



TAMMY SUTTON-BROWN

2001 Second Round
18th Selection
Charlotte Sting
2002 All-Star Game
Indiana
2007 All-Star Game, 2009



TASHA POINTER

2001 Fourth Round
52nd Selection
Portland Fire



DAVALYN CUNNINGHAM

2002 Second Round
23rd Selection
Orlando Miracle

R WNBA DRAFT SELECTIONS

PLAYERS

COACHES

OUTLOOK

REVIEW

RUTGERS

HISTORY

MEDIA



CHELSEA NEWTON

2005 Second Round
22nd Selection
Sacramento Monarchs
2005 WNBA Champion
2005 All-Rookie Team
2007 All-Defensive Second Team



REBECCA RICHMAN

2005 Third Round
36th Selection
New York Liberty



CAPPIE PONDEXTER

2006 First Round
Second Selection
Phoenix Mercury
Seven-Time All-Star Game
(2006, 07, 09, 10, 11, 13, 14)
2007 WNBA Championships MVP
2010 First Team Selection, All-
Defensive
Named into the Top-15 players in
WNBA history



MATEE AJAVON

2008 First Round
Fifth Selection
Houston Comets
2008 All-Rookie Team



ESSENCE CARSON

2008 First Round
Seventh Selection
New York Liberty
2011 All-Star Game



KIA VAUGHN

2009 First Round
Eighth Selection
New York Liberty



EPIHANNY PRINCE

2010 First Round
Fourth Selection
Chicago Sky
2010 All-Rookie Team
2011 All-Star Game
2013 All-Star Game



RASHIDAT JUNAID

2010 Third Round
32nd Selection
Los Angeles Sparks



KHADIJAH RUSHDAN

2012 Second Round
15th Selection
Los Angeles Sparks



APRIL SYKES

2012 Third Round
28th Selection
Los Angeles Sparks



BETNIJAH LANEY

2015 Second Round
17th Overall
Chicago Sky



Rutgers has had numerous players represent their country by competing with USA Basketball.

Former RU great Cappie Pondexter became the first Scarlet Knights women's basketball player to represent the United States in the Olympics. Pondexter, along with her teammates, captured the gold medal at the 2008 Beijing Olympic Games.

Most recently, Kahleah Copper received an invitation to tryout for the World University and Pan American Games rosters in the summer of the 2015. Also competing in the Team USA pool on various levels during their careers have been April Sykes (World University Game Trials), Betnijah Laney (U19 World Championship Team) and Briyona Canty (U19 World Championship Team Trials). Past participants with the U.S. National program include Essence Carson, Matee Ajavon, Kia Vaughn, Khadijah Rushdan and Nikki Speed.

Ajavon helped lead the U.S. to a gold medal at the Pan American games in 2007, while Vaughn and Carson won gold with USA Basketball at the U21 World Championships in 2007. Rushdan won gold with the U18 U.S. National team in 2006 and Speed was a member of the gold medal-winning 2008 U18 National Team.

OVERALL RECORD IN ALL POSTSEASON TOURNAMENTS

	Record	Win Pct.
NCAA	37-25*	.597
WNIT	6-0	1.00
American Athletic Conference	1-1	.500
BIG EAST Conference	22-16	.579
Big Ten Conference	1-1	.500
Atlantic 10 Conference	24-9	.727
AIAW Nationals	7-2	.778
AIAW Satellite	1-1	.500
EIAIW Regionals	13-10	.565
Totals	105-64	.621

Round	Total	Home	Away	Neutral
First Round	16-5	6-2	1-3	9-1
Second Round	11-8	6-1	1-4	4-3
Reg. Semifinal	7-4	0-0	1-0	6-4
Reg. Final	2-5	0-0	0-0	2-5
Nat. Semifinal	1-1	0-0	0-0	1-1
Nat. Final	0-1	0-0	0-0	0-1
Totals	36-24	12-3	3-7	21-14

Number of NCAA Appearances: 24

Most Recent: 2015 (Second Round)

First Appearance: 1986 (Elite Eight)

NCAA Tournament Record: 37-25 (.597)

Final Finishes:

First Round

Six (1990, 1991, 1994, 2004, 2010, 2012)

Second Round

Six (1989, 1992, 1993, 2001, 2003, 2011, 2015)

Sweet Sixteen

Four (1988, 1998, 2006, 2009)

Elite Eight:

Five (1986, 1987, 1999, 2005, 2008)

Final Four:

Two (2000, 2007)

NCAA Final:

One (2007)

NCAA CHAMPIONSHIP

2015 NCAA Tournament

(No. 8 Seed - Storrs Region)

Storrs, Conn.

First Round #9 Seton Hall W, 79-66

Second Round #1 UConn L, 91-55

2012 NCAA Tournament

(No. 6 Seed - Kingston Region)

Spokane, Wash.

First Round #11 Gonzaga L, 86-73

2011 NCAA Tournament

(No. 7 Seed - Dallas Region)

Shreveport, La.

First Round #15 Louisiana Tech W, 76-51

Second Round #2 Texas A&M L, 70-48

2010 NCAA Tournament

(No. 9 Seed - Sacramento Region)

Stanford, Calif.

First Round #8 Iowa L, 70-63

2009 NCAA Tournament

(No. 7 Seed - Oklahoma City Region)

Piscataway, N.J.

First Round #10 VCU W, 57-51

Second Round #2 Auburn W, 80-52

Oklahoma City, Okla.

Regional Semifinals #6 Purdue L, 67-61

2008 NCAA Tournament

(No. 2 Seed - Greensboro Region)

Des Moines, Iowa

First Round #15 Robert Morris W, 85-42

Second Round #7 Iowa State W, 69-58

Greensboro, N.C.

Regional Semifinals #6 G. Washington W, 53-42

Regional Final #1 Connecticut L, 66-56

2007 NCAA Tournament

(No. 4 Seed - Greensboro Region)

East Lansing, Mich.

First Round #13 East Carolina W, 77-44

Second Round #5 Michigan St W, 70-57

Greensboro, N.C.

Regional Semifinals #1 Duke W, 53-52

Regional Final #3 Arizona St. W, 64-45

Cleveland, Ohio

National Semifinals #3 LSU W, 59-35

National Final #1 Tennessee L, 46-59

2006 NCAA Tournament

(No. 3 - Cleveland Region)

Trenton, N.J.

First Round #14 Dartmouth W, 63-58

Second Round #11 TCU W, 82-48

Cleveland, Ohio

Regional Semifinals #2 Tennessee L, 76-69

2005 NCAA Tournament

(No. 3 - Philadelphia Region)

Storrs, Conn.

First Round #14 Hartford W, 62-37

Second Round #6 Temple W, 61-54

Philadelphia, Pa.

Regional Semifinals #2 Ohio State W, 64-58

Regional Final #1 Tennessee L, 59-49

2004 NCAA Tournament

(No. 7 - Midwest Region)

Chattanooga, Tenn.

First Round #10 Chattanooga L, 74-69

2003 NCAA Tournament

(No. 4 - Midwest Region)

Athens, Ga.

First Round #13 W. Kentucky W, 64-52

Second Round #5 Georgia L, 74-64

2001 NCAA Tournament

(No. 4 - West Region)

Piscataway, N.J.

First Round #13 Stephen F. Austin W, 80-43

Second Round #5 SW Missouri State L, 60-53

2000 NCAA Tournament

(No. 2 - West Region)

Piscataway, N.J.

First Round #15 Holy Cross W, 91-70

Second Round #10 Saint Joseph's W, 59-39

Portland, Ore.

Regional Semifinals #11 UAB W, 60-45

Regional Final #1 Georgia W, 59-51

Philadelphia, Pa.

National Semifinals #1 Tennessee L, 64-54

RUTGERS IN POST-SEASON PLAY

PLAYERS

COACHES

OUTLOOK

REVIEW

RUTGERS

HISTORY

MEDIA

1999 NCAA Tournament

(No. 3 -- Midwest Region)

Piscataway, N.J.		
First Round	#14 Dartmouth	W, 84-70
Second Round	#6 Arizona	W, 90-47
Normal, Ill.		
Regional Semifinals	#2 Texas Tech	W, 53-42
Regional Final	#1 Purdue	L, 75-62

1998 NCAA Tournament

(No. 5 -- Midwest Region)

Ames, Iowa		
First Round	#12 Oregon	W, 79-76
Second Round	#4 Iowa State	W, 62-61
Nashville, Tenn.		
Regional Semifinals	#1 Tennessee	L, 92-60

1994 NCAA Tournament

(No. 5 -- East Region)

Piscataway, N.J.		
First Round	#12 W. Kentucky	L, 84-73

1993 NCAA Tournament

(No. 9 -- East Region)

First Round; Burlington, Vt.		
First Round	#8 Vermont	W, 80-74
Second Round; Columbus, Ohio		
Second Round	#1 Ohio State	L, 91-60

1992 NCAA Tournament

(No. 8 -- Midwest Region)

First Round; Piscataway, N.J.		
First Round	#9 Southern Miss.	W, 93-63
Second Round; Knoxville, Tenn.		
Second Round	#1 Tennessee	L, 97-56

1991 NCAA Tournament

(No. 6 -- East Region)

First Round; Piscataway, N.J.		
First Round	#11 Toledo	L, 83-65

1990 NCAA Tournament

(No. 11 -- Midwest Region)

First Round; Nashville, Tenn.		
First Round	#6 Vanderbilt	L, 78-75

1989 NCAA Tournament

(No. 7 -- Midwest Region)

First Round; Piscataway, N.J.		
First Round	#10 Southern Miss.	W, 95-73
Second Round; Raleigh, N.C.		
Second Round	#2 N.C. State	L, 75-73

1988 NCAA Tournament

(No. 3 -- East Region)

Second Round; Piscataway, N.J.		
Second Round	#6 Old Dominion	W, 88-78
East Regional; Norfolk, Va.		
Regional Semifinals	#2 Virginia	L, 89-75

1987 NCAA Tournament

(No. 2 -- East Region)

Second Round; Piscataway, N.J.		
Second Round	#7 Duke	W, 78-64
East Regional; Fayetteville, N.C.		
Regional Semifinals	#3 N.C. State	W, 75-60
Regional Final	#1 Texas	L, 85-77

1986 NCAA Tournament

(No. 2 -- East Region)

Second Round; Piscataway, N.J.		
Second Round	#7 Villanova	W, 85-58
East Regional; Philadelphia, Pa.		
Regional Semifinals	#3 Penn State	W, 85-72
Regional Final	#4 Western Kentucky	L, 89-74

WNIT POSTSEASON TOURNAMENT

2014 WNIT

Piscataway, N.J.		
First Round	Delaware	W, 65-61
Second Round	Harvard	W, 63-52
Third Round	Seton Hall	W, 91-79 (OT)
Bowling Green, Ohio		
Quarterfinals	Bowling Green	W, 55-50
Tampa, Fla.		
Semifinals	USF	W, 62-52
El Paso, Texas		
Championships	UTEP	W, 56-54

BIG TEN CONFERENCE TOURNAMENT

2014 Big Ten; Hoffman Estates, Ill. (No. 5)

Second Round	#12 Indiana	W, 71-60
Quarterfinals	#4 Northwestern	L, 57-62

AMERICAN ATHLETIC CONFERENCE

TOURNAMENT

2014 American; Uncasville, Conn. (No. 4)

Quarterfinals	#5 SMU	W, 68-49
Semifinals	#1 Connecticut	L, 57-83

BIG EAST TOURNAMENT

2013 BIG EAST; Hartford, Conn. (No. 9)

Second Round	#8 USF	L, 42-39
--------------	--------	----------

2012 BIG EAST; Hartford, Conn. (No. 6)

Second Round	#14 Marquette	W, 52-43
Quarterfinals	#3 Connecticut	L, 49-34

2011 BIG EAST; Hartford, Conn. (No. 4)

Quarterfinals	#5 Marquette	W, 68-62
Semifinals	#1 Connecticut	L, 75-51

2010 BIG EAST; Hartford, Conn. (No. 6)

Second Round	#14 Cincinnati	W, 70-44
Quarterfinals	#3 Georgetown	W, 63-56 (ot)
Semifinals	#2 West Virginia	L, 56-49

2009 BIG EAST; Hartford, Conn. (No. 7)

Second Round	#15 Seton Hall	W, 79-45
Quarterfinals	#2 Louisville	L, 87-82 (ot)

2008 BIG EAST; Hartford, Conn. (No. 2)

Quarterfinals	#7 Louisville	L, 57-56
---------------	---------------	----------

2007 BIG EAST; Hartford, Conn. (No. 2)

Quarterfinals	#10 DePaul	W, 63-55
Semifinals	#3 Marquette	W, 63-55
Final	#1 Connecticut	W, 55-47

2006 BIG EAST; Hartford, Conn. (No. 1)

Quarterfinals	#8 Villanova	W, 60-37
Semifinals	#12 West Virginia	L, 56-40

2005 BIG EAST; Hartford, Conn. (No. 1)

Quarterfinals	#8 St. John's	W, 69-45
Semifinals	#5 Villanova	W, 64-59
Final	#3 Connecticut	L, 67-51

2004 BIG EAST; Hartford, Conn. (No. 7)

First Round	#10 Seton Hall	W, 51-42
Quarterfinals	#2 Notre Dame	W, 51-45
Semifinals	#6 West Virginia	W, 61-51
Final	#5 Boston College	L, 75-57

2003 BIG EAST; Piscataway, N.J. (No. 2)

Quarterfinals	#7 Miami	L, 77-74
---------------	----------	----------

2002 BIG EAST; Piscataway, N.J. (No. 11)

First Round	#6 Virginia Tech	W, 44-43
Quarterfinals	#3 Boston College	L, 64-59

2001 BIG EAST; Storrs, Conn. (No. 3)

Quarterfinals	#11 Providence	W, 69-58
Semifinals	#2 Connecticut	L, 94-66

2000 BIG EAST; Storrs, Conn. (No. 3)

Quarterfinals	#6 Villanova	W, 61-32
Semifinals	#2 Notre Dame	W, 81-72 of
Final	#1 Connecticut	L, 79-59

1999 BIG EAST; Piscataway, N.J. (No. 2)

Quarterfinals	#7 Miami	W, 79-53
Semifinals	#3 Notre Dame	L, 68-61

1998 BIG EAST; Piscataway, N.J. (No. 2)

Quarterfinals	#7 Boston College	W, 61-52
Semifinals	#3 Miami	W, 81-62
Final	#1 Connecticut	L, 67-58

1997 BIG EAST; Storrs, Conn. (No. 6)

First Round	#11 Syracuse	W, 68-67 of
Quarterfinals	#3 Notre Dame	L, 86-58

1996 BIG EAST; Storrs, Conn. (No. 8)

First Round	#9 Boston College	W, 65-63
Quarterfinals	#1 Connecticut	L, 93-64

ATLANTIC 10 CHAMPIONSHIPS

1995 Atlantic 10; Philadelphia, Pa. (No. 3)

Quarterfinals	#6 Duquesne	W, 63-61
Semifinals	#7 West Virginia	W, 89-69
Final	#1 G. Washington	L, 82-59

1994 Atlantic 10; Philadelphia, Pa. (No. 1)

Quarterfinals	#8 Temple	W, 73-55
Semifinals	#5 Rhode Island	W, 78-60
Final	#2 G. Washington	W, 79-71

1993 Atlantic 10; Washington, D.C. (No. 1)

Quarterfinals	#8 St. Bonaventure	W, 88-72
Semifinals	#4 West Virginia	W, 71-66
Final	#3 Saint Joseph's	W, 59-51

1992 Atlantic 10; Piscataway, N.J. (No. 3)

Quarterfinals	#6 Temple	W, 64-61
Semifinals	#2 Saint Joseph's	W, 66-59
Final	#4 George Washington	L, 62-57

1991 Atlantic 10 Tournament (No. 2)

Second Round; Piscataway, N.J.		
Second Round	#7 St. Bonaventure	W, 94-64
Semifinals; Philadelphia, Pa.		
Semifinals	#6 Saint Joseph's	L, 72-61

1990 Atlantic 10; Piscataway, N.J. (No. 2)

Second Round; Piscataway, N.J.		
Second Round	#10 Massachusetts	W, 86-55
Semifinals; University Park, Pa.		
Semifinals	#3 Penn State	L, 75-74

1989 Atlantic 10; Piscataway, N.J. (No. 2)

Quarterfinals	#7 Duquesne	W, 92-57
Semifinals	#3 Temple	L, 81-68

1988 Atlantic 10; Piscataway, N.J. (No. 1)

Quarterfinals	#8 Rhode Island	W, 100-67
Semifinals	#4 Penn State	W, 93-75
Final	#2 Saint Joseph's	W, 64-52

1987 Atlantic 10; Piscataway, N.J. (No. 1)

Quarterfinals	#8 Duquesne	W, 99-65
Semifinals	#4 Temple	W, 85-55
Final	#3 Saint Joseph's	W, 93-48

1986 Atlantic 10; Morgantown, W.Va. (No. 1)

Quarterfinals	#8 G. Washington	W, 90-50
Semifinals	#4 West Virginia	W, 57-56
Final	#2 Penn State	L, 84-69

1985 Atlantic 10; Philadelphia, Pa. (No. 5)

Quarterfinals	#4 Temple	L, 74-55
---------------	-----------	----------

1984 Atlantic 10; Univ. Park, Pa. (No. 1)

Quarterfinals	#8 G. Washington	W, 83-53
Semifinals	#5 Rhode Island	L, 81-70

1983 Atlantic 10; Piscataway, N.J. (No. 2)

Quarterfinals	#7 G. Washington	W, 96-60
Semifinals	#6 Rhode Island	W, 85-79
Final	#1 Penn State	L, 77-74

AIAW POSTSEASON

1982 AIAW National Tournament

First, Second Rounds; Piscataway, N.J.		
First Round	Georgia Southern	W, 89-79
Second Round	Minnesota	W, 83-75
Final Four; Philadelphia, Pa.		
Semifinals	Villanova	W, 83-75
Final	Texas	W, 83-77

1982 EIAAW Mid-Atlantic Region Tournament

First Round; Piscataway, N.J.		
First Round	Temple	W, 79-64
Final Four; Villanova, Pa.		
Semifinals	Northeastern	W, 76-59
Final	Villanova	L, 59-55

1981 AIAW National Tournament

First Round; Piscataway, N.J.		
First Round	Clemson	W, 99-76
Second Round; Long Beach, Calif.		
Second Round	Long Beach State	L, 77-73

1981 EIAAW Mid-Atlantic Region Tournament

Quarterfinals; Piscataway, N.J.		
Quarterfinals	Pittsburgh	W, 91-80
Final Four; Philadelphia, Pa.		
Semifinals	Penn State	W, 96-79
Final	Maryland	L, 72-69

1980 AIAW National Tournament

First Round; Piscataway, N.J.		
First Round	Central Missouri State	W, 87-75
Second Round; Providence, R.I.		
Second Round	Providence	W, 70-54
Third Round; Norfolk, Va.		
Third Round	Old Dominion	L, 84-62

1980 EIAAW Mid-Atlantic Region Tournament

Quarterfinals; Piscataway, N.J.		
Quarterfinals	Villanova	W, 71-41
Final Four; College Park, Md.		
Semifinals	Penn State	W, 90-73
Final	Maryland	L, 79-70

RUTGERS IN POST-SEASON PLAY

PLAYERS

COACHES

OUTLOOK

REVIEW

RUTGERS

HISTORY

MEDIA

1979 AIAW Eastern Satellite Tournament

Bronx, N.Y.		
Semifinals	Tennessee	L, 79-68
Consolation Game	Long Beach State	W, 96-84

1979 EAIAW Mid-Atlantic Region Tournament

Towson, Md.		
Quarterfinals	Edinboro State	W, 95-56
Semifinals	Penn State	W, 88-82
Final	Maryland	W, 80-75

1978 EAIAW Mid-Atlantic Region Tournament

College Park, Md.		
First Round	Howard	W, 81-64
Consolation Game	Maryland	L, 96-88
Consolation Game	Maryland	L, 99-85

1977 EAIAW Mid-Atlantic Region Tournament

Philadelphia, Pa.		
First Round	Immaculata	L, 83-70
Consolation Game	Slippery Rock	W, 92-70
Consolation Game	Delaware	W, 78-75
Consolation Game	East Stroudsburg	W, 73-52

1976 EAIAW Mid-Atlantic Region Tournament

Pittsburgh, Pa.		
First Round	Montclair State	L, 92-56
Consolation Game	Delaware	L, 97-56

1975 EAIAW Mid-Atlantic Region Tournament

Glassboro, N.J.		
First Round	William Paterson	L, 53-32
Consolation Game	West Chester	L, 89-56

NCAA TOURNAMENT HIGHS

Single Game

Points	34	Tanya Hansen at Tenn., 3-21-92
Field Goals Made	14	Tanya Hansen at Tenn., 3-21-92
Field Goals Att.	23	Sue Wicks vs. N.C. State [N], 3-14-87
	23	Sue Wicks vs. Texas [N], 3-17-87
	23	Tanya Hansen at Tenn., 3-21-92
Free Throws Made	11	Sue Wicks vs. N.C. State [N], 3-14-87
Free Throws Att.	15	Sue Wicks vs. N.C. State [N], 3-14-87
Rebounds	17	Linda Miles vs. Oregon [N], 3-14-98
Assists	18	Tasha Pointer at Stephen F. Austin, 3-17-01
Steals	6	Cappie Pondexter vs. W. Kentucky [N], 3-22-03
Blocked Shots	6	Kia Vaughn vs. Michigan St [N], 3-20-07

Single Tournament

Points	96	Cappie Pondexter, 2005 (four games)
Field Goals Made	35	Cappie Pondexter, 2005 (four games)
Field Goals Att.	66	Shawnetta Stewart, 2000 (five games)
Free Throws Md	28	Sue Wicks, 1987 (three games)
Free Throws Att.	38	Sue Wicks, 1987 (three games)
Rebounds	47	Kia Vaughn, 2007 (six games)
Assists	33	Tasha Pointer, 2000 (five games)
Steals	15	Epiphany Prince, 2007 (six games)

Team Single Game

Points	95	vs. Southern Mississippi, 3-16-89
Field Goals Made	40	vs. Southern Mississippi, 3-16-89
Field Goals Att.	73	vs. Western Kentucky [N], 3-22-86
Free Throws Made	25	vs. N.C. State [N], 3-14-87
Free Throws Att.	41	vs. N.C. State [N], 3-14-87
Rebounds	49	vs. Southern Mississippi, 3-16-89
Assists	29	at Stephen F. Austin, 3-17-01
Steals	18	vs. East Carolina [N], 3-18-07
Blocked Shots	6	vs. East Carolina [N], 3-18-07
		vs. Michigan St. [N], 3-20-07
		vs. Iowa State [N], 3-24-08
		vs. Louisiana Tech [N], 3-20-11

2015: Coming off the 2014 WNIT Championship, the Scarlet Knights returned the entire roster from the championship run to return to the dance and reach the second round of the tournament. In its first season in the Big Ten, the Scarlet Knights received an at-large bid as the No. 8 seed and facing a familiar foe in No. 9 seed and former Big East foe, in-state rival Seton Hall. The Scarlet Knights advanced to the second round for the first time since 2011 with the Pirates a 79-66 victory behind 21 points from both Kahleah Copper and Tyler Scaife along with Betnijah Laney's 20th double-double of the season. RU's tournament run ended in the second round as the Scarlet Knights fell to eventual national champion, UConn. Rutgers ended the year at 23-10 overall.



2012: Rutgers women's basketball earned its 10th-straight tournament bid with its selection as the No. 6 seed in the Kingston Region of the 2012 NCAA Women's Basketball Championship. The Scarlet Knights faced No. 11 seed and host Gonzaga at McCarthey Arena in Spokane, Wash. Junior guard Erica Wheeler recorded a career-high 28 points, however the Scarlet Knights fell 86-73. Wheeler connected on six-of-14 from three-point range on the afternoon and added four assists and two steals. Senior guard Khadijah Rushdan tallied her seventh career double-double with 16 points and 11 rebounds, while junior forward Monique Oliver added 12 points and six rebounds. Rutgers ended its 2011-12 campaign with a 22-10 overall mark.

2011: Rutgers advanced to its second-straight BIG EAST Tournament Semifinal and made its ninth-straight trip to the NCAA Tournament. The Scarlet Knights received a No. 7 seed in the Dallas Region and drew No. 10 Louisiana Tech in the opening round. Khadijah Rushdan (16 points, 10 rebounds) and Chelsey Lee (11 points, 11 rebounds) paced RU

to a 76-51 victory, despite playing at Bossier City, La. Rushdan and Lee's performance marked the first time since Jan. 12, 2008 that two players posted double-doubles in the same game for Rutgers. Despite April Sykes' seventh 20-point game of the season, the Scarlet Knights bowed out of the tournament in the second round, losing to Texas A&M, the eventual National Champion, 70-48. The 2010-11 campaign marked the 31st 20-win season for C. Vivian Stringer and her 12th in the past 14 seasons.

2010: The Scarlet Knights used a strong push in the BIG EAST Championship to secure their eighth-straight and 21st overall NCAA Championship bid. RU earned a No. 9 seed (Sacramento Region) for the second time in program history. For the fourth time in the last six seasons, Rutgers faced off against a Big Ten squad in NCAA Tournament action - meeting up with No. 8 Iowa in Stanford, Calif. Stringer coached at Iowa prior to Rutgers, leaving in 1995 as the program's all-time winningest coach (269 wins). The Scarlet Knights saw their season end versus the Hawkeyes, falling 70-63 - their first loss in the first round play since 2004.

2009: Rutgers received its 20th nod into the post-season dance, advancing to its fifth-straight Sweet Sixteen. The Scarlet Knights were seeded seventh, the lowest seeding since 2004 and only the third time under Stringer that the Scarlet Knights were lower than a No. 3 seed. RU hosted the first and second rounds at the RAC for the first time since 2001. The Scarlet Knights got 26 points from junior Epiphany Prince en route to a 57-51 win over No. 10 VCU in the first round. Prince added 11 rebounds for her first double-double of the season. Rutgers drew Auburn in the second round, the second seed in the tourney. The Knights used a balanced scoring attack and their stifling defense to stun the Lady Tigers, 80-52. Prince, again, worked her magic by tallying 27 points-18 of those coming in the second half. Senior Heather



Zurich and junior Brittany Ray each added 12 points in the victory, RU's 21st of the year. The bid for a third-straight Elite Eight ended in Oklahoma City as Purdue halted Rutgers 67-61.

2008: Rutgers made its 19th showing in the NCAA Tournament, its fourth-straight Sweet Sixteen and second-consecutive Elite Eight showing. The Scarlet Knights earned the No. 2 seed, the third time in program history the squad earned the seeding. RU was sent to Des Moines for first round play. In the first round, the Knights had little problem with No. 15 Robert Morris. Kia Vaughn paced the team with a double-double of 22 points and 11 rebounds. In the second round, RU took on Iowa State in its own backyard. Four players had double-figures, led by Vaughn's 23 points. Next up a return trip to Greensboro, N.C. in the regional semifinals, RU bested George Washington in the team's second meeting of the season. The 53-42 victory over the Colonials - with 25 points from senior Essence Carson - would vault RU to the third meeting of the year with conference foe Connecticut. Despite holding a double-digit lead, Rutgers was denied its second-consecutive Final Four berth. Matee Ajavon had 18 points in her final collegiate game and earned all-regional honors along with Carson and Epiphany Prince.

2007: After winning its first BIG EAST Conference tournament crown, Rutgers was tabbed the fourth seed in the Greensboro Region of the NCAA Tournament. The Scarlet Knights traveled to East Lansing, matching and setting a number of NCAA records in a 77-34 victory over East Carolina. They limited the Lady Pirates to the second-lowest field goal percentage all-time in an NCAA contest (16.4 percent) and matched the lowest number of field goals allowed (10). In the second round, RU defeated No.

5 seed Michigan State on its home floor by a 70-57 score. Kia Vaughn tallied 16 points in the triumph, 12 of those in the second half. The Scarlet Knights next traveled to Greensboro, N.C. to take on the top-seed in the tournament, Duke. Freshman Epiphany Prince stole the ball and went coast-to-coast for the go-ahead score to lift RU to a thrilling 53-52 victory over Duke in the Greensboro Regional semifinals. The same Duke squad had beaten the Knights by 40 points early in the season. The scrappy defense continued to roll in NCAA competition, beating No. 3 seed Arizona State 64-45 for the regional title. Junior Matee Ajavon scored 20 points and earned Most Valuable Performer honors in the Region. Teammates Essence Carson and Kia Vaughn were named to the All-Greensboro Region Team. Rutgers became the lowest seeded team to reach the Final Four in three seasons with the win over the Sun Devils. In the National Semifinals, Rutgers - once again - used a stingy defense to move past LSU, 59-35 and advance to its first national title game. Tennessee would end the Scarlet Knights' season, 59-46. RU was just the second team-ever to begin play at 2-4 to start a season and conclude it in the national final contest.

2006: Following a perfect 16-0 record in BIG EAST Conference regular-season play, Rutgers was awarded the third seed in the Cleveland Region of the NCAA Tournament. The Scarlet Knights made the short trip to nearby Trenton, surviving a hot shooting effort by 14th-seeded Dartmouth (63-58) in the first round, but bounced back in the second round, displaying one of their most complete efforts of the season in an 82-48 trouncing of 11th-seeded TCU to advance to the Sweet Sixteen. Called by many the toughest region in the 25-year history of the NCAA Tournament, RU joined tourney top overall seed North Carolina, SEC Tournament champion Tennessee and Purdue, the Big Ten runner-up, in Cleveland. The Scarlet Knights faced off against the Lady Vols, a team many experts believed was deserving of a top seed, in the regional semifinals, and the second-seeded Lady Vols knocked Rutgers out of the tournament for the second straight year, 76-69. All-American Cappie Pondexter ended her career "On the Banks" with 22 points against UT and was named to the All-Cleveland Region Team.

2005: After a second-straight runner-up finish at the BIG EAST Tournament, the Scarlet Knights were seeded third in the Philadelphia Region of the 2005 NCAA Tournament. RU easily handled 14th-seeded Hartford in the first round in Storrs, Conn., defeating the Hawks 62-37, earning a rematch with sixth-seeded Temple in the second round. Rutgers avenged a regular-season loss to the Owls, earning a 61-54 win and a trip to the Sweet Sixteen on Temple's homecourt. The Scarlet Knights would again avenge an earlier loss, handing second-seeded Ohio State a 64-58 loss in the regional semifinals, but Rutgers could not duplicate a Dec. 29 win against Tennessee, losing to the top-seeded Lady Vols 59-49 in a regional final game that saw UT shoot 22 more free throws (35-13) than the Scarlet Knights. Cappie Pondexter was named the MOP of the Philadelphia Regional after ranking first in scoring (24.0 ppg) and





sixth in three-point shooting (.579, 11-19) in the entire NCAA Tournament field. She was joined on the All-Region Team by freshman Matee Ajavon, who was third in steals (3.00 spg) and eighth in assists (4.50 apg) in the tournament.

2004: Following a runner-up finish at the 2004 BIG EAST Tournament, Rutgers received the seventh seed in the Midwest Region. The Scarlet Knights, able to suit up just eight scholarship players due to injuries, were forced to play on a lesser seed's home court for the second consecutive season, travelling to Chattanooga, Tenn., to face the No. 10 Lady Mocs. A 38-7 differential in free throws was a major contributor to RU's 74-69 first-round exit.

2003: The Scarlet Knights returned to the national stage after a one-year hiatus, earning the fourth seed in the Midwest Region. Instead of earning a pair of home games as in years past, Rutgers was forced to go on the road due to the NCAA's use of pre-determined sites, and the Scarlet Knights landed in Athens, Ga. RU rallied to defeat 13th-seeded Western Kentucky in the first round (64-52), thanks in large part to a 21-point, 10-rebound, six-steal effort from sophomore Cappie Pondexter. In the second round against host and fifth-seeded Georgia, the Scarlet Knights were unable to overcome a 27-10 difference in foul calls and lost, 74-64.

2001: Rutgers received its second consecutive bid to the West Region and its first-ever fourth seed, earning the right to host the first two rounds of the tournament for a third consecutive year. The Scarlet Knights made short work of 13th-seeded Stephen F. Austin in the first round (80-43) as Tasha Pointer set a new NCAA Tournament record with her 18 assists. Next up for Rutgers was fifth-seeded Southwest Missouri State and NCAA all-time scoring leader Jackie Stiles. Fate seemed to be on the Lady Bears' side as SMS earned a 60-53 victory on Rutgers' home court and eventually advanced to the Final Four in St. Louis, just hours from the Southwest Missouri State campus.

2000: Rutgers earned the No. 2 seed in the West Region and hosted the first and second rounds for the second-straight year at the Louis Brown Athletic Center. The Scarlet Knights were successful in continuing their climb to the top, advancing to the team's first-ever NCAA Tournament Final Four, which was held in Philadelphia. The Scarlet Knights defeated Holy Cross (91-70) and Saint Joseph's (59-39) on their home court, and continued their winning ways on the road in Portland, Ore., against Alabama-Birmingham (60-45) and the West Region's No. 1 seed, Georgia (59-51). The winning streak for Rutgers ended in Philadelphia when the Scarlet Knights fell to Tennessee in the national semifinals, 64-54.



1999: Rutgers received the No. 3 seed in the Midwest Region and earned the right to host first- and second-round games at the Louis Brown Athletic Center for the first time since 1994. The Scarlet Knights advanced to the Elite Eight for the first time since the field expanded to 64 teams by defeating Dartmouth (84-70) and Arizona (90-47) at home and Texas Tech (53-42) in Normal, Ill., before falling to eventual national champion Purdue (75-62) in the Midwest Regional final.

1998: Rutgers earned an at-large bid and the No. 5 seed in the Mideast Region to gain its first NCAA Tournament appearance in four years. The Scarlet Knights advanced to the Sweet Sixteen by defeating Oregon (79-76) and Iowa State (62-61) at the subregional in Ames, Iowa. Both games went down to the wire. Tomora Young hit a three-pointer with 27 seconds remaining to down Oregon, and Tasha Pointer nailed two late free throws to defeat Iowa State. In the Mideast Regional semifinal game (Sweet Sixteen), the Scarlet Knights fell 92-60 to No. 1 seed and defending national champion Tennessee in Nashville, Tenn.

1994: The expanded 64-team bracket made its debut in 1994 and Rutgers made its ninth consecutive trip to the "Big Dance." Rutgers received a No. 5 seed in the East Region and hosted 12th-seeded Western Kentucky. Despite a 31-point performance from senior Caroline DeRoose, Rutgers fell 84-73 to the Lady Toppers.

1993: The Lady Knights made their eighth-straight trip to the NCAA tournament as the ninth seed in the East Region. First-round action saw Rutgers travel to Vermont, where the Lady Knights snapped a two-year Catamount home winning streak with an 80-74 victory. In the second round, the Lady Knights fell 91-60 to eventual national runner-up Ohio State.

1991: The Lady Knights earned their sixth consecutive berth to the NCAA Tournament with a No. 6 seed in the East Region. Rutgers hosted Toledo in the first round and saw its 16-game home winning streak come to an end with an 83-65 defeat.

1990: The Lady Knights made it five tournaments in a row as they earned the No. 11 seed in the Mideast Region. Rutgers headed to Nashville, Tenn., to meet Vanderbilt in the first round of the tournament. Leading by 12 points with 3:32 remaining in the game, the Lady Commodores caused back-to-back Rutgers miscues and the Lady Knights exited Memorial Coliseum with a 78-75 loss.

1989: The Lady Knights made their fourth consecutive appearance in the NCAA's, earning an at-large bid to the prestigious 48-team tournament. Rutgers earned a No. 7 seed in the Mideast Region and defeated No. 10 seed Southern Mississippi in the first round (95-73) in Piscataway. The Lady Knights advanced to the second round and lost to host and No. 2 seed N.C. State (75-73). Freshman Tanya Hansen almost put her team into overtime after attempting a foul-line-extended jumper with five seconds remaining, but could not get the shot to fall.



1988: Rutgers was crowned as the Atlantic 10 Conference Champion for the second-straight year, giving the Lady Knights their second-consecutive automatic bid to the NCAA Tournament. The Lady Knights were seeded third in the East, earning a first-round bye and a second-round home game with Old Dominion. Rutgers defeated the Lady Monarchs 88-78, to ironically go to Old Dominion's home court in Norfolk, Va., for the Regional Tournament. The Lady Knights made a quick departure as they lost to Virginia in the first game 89-75 to finish in the Sweet Sixteen round of the Tournament.

1987: Rutgers went to the NCAA Tournament with an automatic bid after winning the Atlantic 10 Conference Tournament. The Lady Knights were once again seeded second in the East with a first-round bye and a second-round home game. Rutgers handed a tough Duke team a 78-64 loss and earned a trip to the Regional Tournament in Raleigh, N.C. Rutgers defeated N.C. State 75-60 in the regional semifinal before meeting the number-one team in the nation, Texas. Rutgers and the Lady Longhorns went right down to the wire in the most exciting ESPN telecast of the day. Texas finally controlled the game and went back home to Austin to host the Final Four tournament with an 85-77 victory against the second-year Elite Eight participants.

1986: Rutgers received its first invitation to the NCAA Tournament in 1986. After losing to Penn State in the Atlantic 10 Conference Tournament final, the Lady Knights earned an at-large bid to the NCAA Tournament and were seeded second in the East Region. Rutgers was awarded a first-round bye and played Villanova in the second round at home, defeating the BIG EAST Conference Champions (85-58). Next on board for the Lady Knights was a journey to the Palestra in Philadelphia for the East Regionals. Rutgers met Penn State for the fifth time that season, exacting revenge for the defeat the Lions handed the Lady Knights in the A-10 Tournament by posting an 85-72 victory. Rutgers then faced fourth-seeded Western Kentucky, but fell to the eventual Final Four participant 89-74 to finish in the nation's Elite Eight.

RAC RECORDS

SCORING

Individual	40	Tara Mitchem, SMS (vs. Toledo), NCAATournament First Rd., March 17, 2001
RU Player	35	Patty Delehanty (vs. Pittsburgh): Feb. 23, 1980
	35	Caroline DeRoose (vs. Tennessee): Jan. 17, 1994
Team	130	Rutgers (vs. William Paterson): Jan. 17, 1980

REBOUNDS

Individual	24	Betnijah Laney (vs. North Carolina): Dec. 4, 2014
Team	65	Rutgers (vs. Fairleigh Dickinson): Dec. 2, 1980

ASSISTS

Individual	18	Tasha Pointer, Rutgers (vs. Stephen F. Austin), NCAA Tournament First Rd., March 17, 2001
Team	36	Rutgers (vs. Long Island): Feb. 16, 1981

STEALS

Individual	8	Sue Wicks, Rutgers (vs. Temple): Jan. 23, 1986
	8	Tasha Pointer, Rutgers (vs. Syracuse): Jan. 3, 1998
	8	Syessence Davis (vs. Davidson): Nov. 30, 2014
Team	23	Rutgers (vs. Temple): Jan. 17, 1987

BLOCKED SHOTS

Individual	11	Sue Wicks, Rutgers (vs. West Virginia): Jan. 3, 1987
Team	17	Rutgers (vs. Ole Miss): Dec. 12, 2006

FIELD GOALS

Individual Made	16	Valerie Still, Kentucky (vs. Rutgers): Feb. 16, 1983
RU Player Made	15	Telicher Austin (vs. G. Washington): Jan. 8, 1987
	15	Sue Wicks (vs. Penn State), A-10 Tournament Semifinals: March 11, 1988
Team Made	54	Rutgers (vs. William Paterson): Jan. 17, 1980
Individual Att.	29	Fran Savage, Miami (vs. Rutgers): Jan. 28, 1989

RU Player Att.	28	Telicher Austin (vs. West Virginia): Feb. 16, 1989
Team Att.	92	Rutgers (vs. St. Bonaventure): Jan. 31, 1987
Indiv. FG Pct.	1.000	(7-7), June Olkowski, Rutgers (vs. La Salle): Nov. 29, 1980
Team FG Pct.	.681	Rutgers (vs. Rhode Island), A-10 Tournament Semifinals: March 5, 1983

FREE THROWS

Individual Made	15	Monique Oliver, Rutgers (vs. Georgetown): Dec. 9, 2010
Team Made	32	Penn State (vs. Rutgers): Feb. 19, 1983
Individual Att.	21	Monique Oliver, Rutgers (vs. Georgetown): Dec. 9, 2010
Ind. FT Pct.	1.000	(10-10), Lorrie Lawrence, Rutgers (vs. Syracuse): Jan. 22, 1983
	1.000	Julie Salmon, Rutgers (vs. Monmouth): Feb. 5, 1983
	1.000	Kahadeejah Herbert, Penn State (vs. West Virginia), Atlantic-10 Tournament Semifinals: March 5, 1983
	1.000	Sue Wicks, Rutgers (vs. George Washington): Jan. 4, 1986
Team FT Pct.	1.000	(13-13), Boston College (vs. Rutgers): Nov. 16, 2011
Rutgers		
Team FT Pct.	1.000	(4-4), vs. Saint Joseph's: Feb. 7, 1990

THREE-POINT FIELD GOALS

Individual Made	6	Gloria Catala, Rutgers (vs. St. Bonaventure): Feb. 8, 1988
	6	Karen Healy, Temple (vs. Rutgers), A-10 Tournament Semifinals: March 10, 1989
	6	Sandi Bittler, Princeton (vs. Rutgers): Dec. 16, 1989
	6	T.J. Jones, Old Dominion (vs. Rutgers): Dec. 15, 1990
	6	Caroline DeRoose, Rutgers (vs. UMass): Feb. 28, 1994
	6	Sheila McMillan, Notre Dame (vs. Rutgers): Feb. 13, 1999
	6	Erica Wheeler, Rutgers (vs. Louisville (ot)): Jan. 14, 2012

	6	Laura Murray, Davidson (vs. Rutgers) Nov. 25, 2012
	6	Erica Wheeler, Rutgers (vs. USF) Feb. 26, 2013
Team Made	11	Providence (vs. Rutgers) Jan. 2, 1996
Individual Att.	14	Sandi Bittler, Princeton (vs. Rutgers) Dec. 16, 1989
RU Player Att.	13	Liz Hanson (vs. Massachusetts) Jan. 12, 1995
Team Att.	28	Rutgers (vs. Massachusetts) Jan. 12, 1995

ROAD GAME RECORDS

POINTS

Individual	41	Anne Donovan (at Old Dominion) Optimist/ODU Classic; Feb. 7, 1981
Team	110	at N.C. State; Jan. 12, 1985

REBOUNDS

Individual	26	Valerie Still (at Kentucky) Jan. 12, 1980
Team	66	at Kentucky; Jan. 12, 1980

ASSISTS

Individual	17	Suzie McConnell (vs. Penn State [N]) A-10 Tournament Final; March 8, 1986
	17	Suzie McConnell (vs. Penn State [N]) NCAA Tournament East Region Semifinals; March 20, 1986
Team	34	at N.C. State; Jan. 12, 1985

STEALS

Individual	10	Syessence Davis (at Penn State) Jan. 10, 2015
Team	22	(at Penn State) Jan. 10, 2015

BLOCKED SHOTS

Individual	9	Anne Donovan (at Old Dominion) Optimist/ODU Classic; Feb. 7, 1981
Team	13	at Old Dominion; Optimist/ODU Classic; Feb. 7, 1981

FIELD GOALS

Individual Made	18	Anne Donovan (at Old Dominion) Optimist/ODU Classic; Feb. 7, 1981
-----------------	----	--

Team Made	43	vs. Southern California; Jan. 8, 1984
Individual Att.	32	Carol Blazejowski (at Montclair State); Feb. 18, 1978
	32	Samantha Davis (at Niagara); Jan. 16, 1993
Team Att.	90	at Queens; Feb. 2, 1984
Ind. FG Pct.	1.000	(8-8) Annemarie Treadway (at N.C. State); Jan. 12, 1985
Team FG Pct.	.645	(40-62), vs. Old Dominion; Feb. 5, 1982

FREE THROWS

Individual Made	17	Shareese Grant (at Old Dominion); Dec. 5, 2004
Team Made	32	vs. Penn State; Feb. 19, 1983
	32	at Boston College; Feb. 8, 2004
Individual Att.	20	Britney Davis-White (vs. West Virginia [N]) BIG EAST Tournament Semifinals; March 6, 2006
Team Att.	47	at Kentucky; Jan. 12, 1980
Ind. FT Pct.	1.000	(10-10) (min 10 att) Patty Jo Hedges (at Kentucky); Jan. 12, 1980
	1.000	(10-10), Lawona Davis (at Old Dominion); Dec. 5, 2004
Team FT Pct.	1.000	(11-11), vs. Fordham; Nov. 28, 1990

THREE-POINT FIELD GOALS

Individual Made	8	Suzie Dailer (at St. Bonaventure); Jan. 14, 1993
Team Made	11	vs. Providence; Jan. 2, 1996
Individual Att.	14	Sandi Bittler (vs. Princeton); Dec. 16, 1989
	14	Anna Martin (vs. DePaul) Jan. 24, 2012
	14	Erica Wheeler, Rutgers (at Gonzagal); March 17, 2012
Team Attempts	33	at West Virginia; Feb. 16, 1995
	33	at Syracuse; Jan. 11, 2011
Indiv. 3FG Pct.	1.000	(5-5), Cynthia Hernandez (at Wisconsin); Jan. 18, 2015
	1.000	(4-4), Jackie Adamshick (vs. Villanova [N]) BIG EAST Tournament Semifinals; March 7, 2005
Team 3FG Pct.	1.000	(3-3), vs. Penn State; Jan. 18, 1988

**TOP SCARLET KNIGHT ATTENDANCE FIGURES
ALL AT RUTGERS ATHLETIC CENTER**

Opponent	Date	Attendance
1. Notre Dame	Saturday, Feb. 17, 2001	8,587
2. Connecticut	Saturday, Feb. 12, 2000	8,579
3. Connecticut	Wednesday, Jan. 27, 1999	8,526
T-4. Tennessee	Saturday, Jan. 3, 2009	8,079
T-4. Syracuse	Saturday, Mar. 1, 2008	8,079
6. Connecticut	Monday, Feb. 27, 2006	8,053#
7. Connecticut	Tuesday, Feb. 5, 2008	8,026
8. Connecticut	Sunday, Feb. 13, 2005	8,014#
9. Connecticut	Sunday, Feb. 18, 1996	7,793#
10. Connecticut	Saturday, Feb. 14, 2004	7,734#
11. Notre Dame	Saturday, Feb. 19, 2005	7,725
12. Connecticut	Monday, Feb. 26, 2007	7,451
13. Tennessee	Wednesday, Dec. 29, 2004	7,405
14. Syracuse	Sunday, Feb. 19, 2006	7,398
15. Connecticut	Saturday, Feb. 23, 2002	7,223#
16. LSU	Wednesday, Jan. 5, 2005	7,214
17. Connecticut	Monday, March 2, 2009	7,151
18. Texas	Friday, Dec. 30, 2005	7,059
19. Syracuse	Sunday, Feb. 6, 2005	6,546
20. Syracuse	Sunday, Feb. 6, 2000	6,419
21. Tennessee	Tuesday, Dec. 13, 2012	6,368
22. Villanova	Saturday, Jan. 15, 2000	6,362
23. Duke	Monday, Dec. 4, 2006	6,167
24. Notre Dame	Saturday, Feb. 16, 2002	6,143
25. Old Dominion	Saturday, March 16, 1988	6,021
26. Stony Brook	Friday, Dec. 21, 2012	5,924
29. Saint Joseph's (Atlantic 10 Tournament Final)	Saturday, March 12, 1988	5,512
30. West Virginia	Sunday, Jan. 30, 2005	5,479
31. Notre Dame	Saturday, Feb. 13, 1999	5,414
32. Notre Dame	Saturday, Feb. 19, 2000	5,397
33. Connecticut	Saturday, Feb. 16, 2012	5,378
34. DePaul	Saturday, Feb. 4, 2006	5,376
35. West Virginia	Sunday, Feb. 11, 2007	5,346
36. Saint Joseph's (Atlantic 10 Tournament Final)	Saturday, March 7, 1987	5,337
37. Connecticut (BIG EAST Tournament Final)	Tuesday, March 3, 1998	5,323
38. Pittsburgh	Sunday, Feb. 16, 2003	5,197
39. Providence	Saturday, Feb. 10, 2001	5,111
40. Tennessee (Bell Atlantic Holiday Tournament Final)	Saturday, Dec. 30, 1988	5,084
41. Penn State (Atlantic 10 Tournament Semifinal)	Friday, March 11, 1988	5,074
42. Penn State	Saturday, Jan. 12, 1991	5,054
43. Duke (NCAA Tournament Second Round)	Saturday, March 12, 1987	4,943
44. California	Friday, Nov. 17, 2000	4,819
45. Louisville	Saturday, Jan. 21, 2006	4,759
46. Saint Joseph's	Saturday, Feb. 7, 1987	4,735
47. Notre Dame (BIG EAST Tournament Semifinal)	Monday, March 1, 1999	4,716
48. Boston College	Saturday, Jan. 13, 2001	4,712
49. Connecticut	Wednesday, Jan. 26, 2011	4,703
50. Old Dominion	Friday, Dec. 9, 2005	4,491

Seating capacity was reduced from 8,500 to 8,000 prior to the 2002-2003 season

indicates advance sellout

PLAYERS

COACHES

OUTLOOK

REVIEW

RUTGERS

HISTORY

MEDIA

HOME COURT ADVANTAGE

Season	Record	RAC	CAG	Home	Away	Neutral
1974-75	6-5		4-1	4-1	2-2	0-2
1975-76	5-9		3-3	3-3	2-4	0-2
1976-77	17-11		8-5	8-5	4-5	5-1
1977-78	16-12	3-0	2-2	5-2	9-7	2-3
1978-79	28-4	7-0	7-0	14-0	9-2	5-2
1979-80	28-5	5-0	9-0	14-0	11-3	3-2
1980-81	27-6	13-0	3-1	16-1	7-3	4-2
1981-82	25-7	10-3	2-0	12-3	8-3	5-1
1982-83	19-10	13-3		13-3	4-4	2-3
1983-84	20-9	8-3		8-3	9-4	3-2
1984-85	19-9	11-3		11-3	5-3	3-3
1985-86	29-4	14-0		14-0	11-1	4-3
1986-87	30-3	16-0		16-0	13-2	1-1
1987-88	27-5	17-0		17-0	9-2	1-3
1988-89	24-7	16-2		16-2	8-5	0-0
1989-90	20-10	12-3		12-3	8-7	0-0
1990-91	23-7	16-1		16-1	7-6	0-0
1991-92	21-11	16-4		16-4	5-7	0-0
1992-93	22-9	10-4		10-4	9-5	3-0
1993-94	22-8	10-3		10-3	9-5	3-0
1994-95	17-13	9-5		9-5	5-6	3-2
1995-96	13-15	9-5		9-5	2-10	2-0
1996-97	11-17	5-8		5-8	5-6	1-3
1997-98	22-10	14-2		14-2	6-7	2-1
1998-99	29-6	15-3		15-3	12-1	2-2
1999-00	26-8	14-3		14-3	8-3	4-2
2000-01	23-8	13-1		13-1	8-5	2-2
2001-02	9-20	5-10		5-10	3-10	1-0
2002-03	21-8	11-2		11-2	9-6	1-0
2003-04	21-12	14-1		14-1	4-10	3-1
2004-05	28-7	13-0		13-0	7-6	8-1
2005-06	27-5	11-1		11-1	10-2	6-2
2006-07	27-9	11-2		11-2	6-5	10-2
2007-08	27-7	14-1		14-1	9-4	4-2
2008-09	21-13	14-4		14-4	5-7	2-2
2009-10	19-15	10-5		10-5	5-6	4-4
2010-11	20-13	12-1		12-1	4-10	4-2
2011-12	22-10	12-3		12-3	6-7	4-0
2012-13	16-14	13-2		13-2	2-11	1-1
2013-14	28-9	15-3		15-3	11-4	2-2
2014-15	23-10	11-4		11-4	10-5	2-1
Totals	878-380	432-90	38-12	480-107	286-211	112-62
	698	783	760	818	575	644

RAC - Rutgers Athletic Center (Piscataway, N.J.)

CAG - College Avenue Gymnasium (New Brunswick, N.J.)

ANNUAL AVERAGES

Season	Home Single Games	Double-Headers	Home Combined	Away/Neutral	Nat'l Ranking
1985-86	1,126 (10)	1,737 (4)	1,301 (14)	735 (19)	22nd
1986-87	3,294 (10)	3,806 (6)	3,483 (16)	946 (17)	Fourth
1987-88	3,199 (12)	4,682 (5)	3,635 (17)	1,174 (15)	Fifth
1988-89	2,565 (18)	— (x)	2,565 (18)	1,230 (13)	Eighth
1989-90	1,708 (15)	— (x)	1,708 (15)	1,041 (15)	18th
1990-91	2,111 (17)	— (x)	2,111 (17)	1,085 (13)	20th
1991-92	1,709 (20)	— (x)	1,709 (20)	1,800 (12)	29th
1992-93	1,836 (14)	— (x)	1,836 (14)	1,748 (17)	31st
1993-94	1,831 (13)	— (x)	1,831 (13)	1,721 (17)	30th
1994-95	1,775 (14)	— (x)	1,775 (14)	1,247 (16)	37th
1995-96	2,305 (14)	— (x)	2,305 (14)	2,802 (14)	31st
1996-97	1,571 (13)	— (x)	1,571 (13)	2,298 (15)	50th
1997-98	2,350 (16)	— (x)	2,350 (16)	2,538 (16)	37th
1998-99	3,583 (18)	— (x)	3,583 (18)	2,593 (17)	23rd
1999-00	3,680 (17)	— (x)	3,680 (17)	3,160 (17)	23rd
2000-01	4,080 (14)	— (x)	4,080 (14)	3,308 (17)	21st
2001-02	3,021 (15)	— (x)	3,021 (15)	1,489 (14)	29th
2002-03	2,876 (13)	— (x)	2,876 (13)	4,412 (16)	35th
2003-04	2,657 (15)	— (x)	2,657 (15)	5,754 (18)	N/A
2004-05	4,626 (13)	— (x)	4,626 (13)	5,012 (22)	21st
2005-06	4,610 (12)	— (x)	4,610 (12)	3,840 (20)	22nd
2006-07	3,654 (13)	— (x)	3,654 (13)	3,011 (23)	33rd
2007-08	4,740 (15)	— (x)	4,740 (15)	4,763 (13)	24th
2008-09	3,354 (18)	— (x)	3,354 (18)	5,838 (12)	37th
2009-10	3,194 (15)	— (x)	3,194 (15)	8,186 (19)	37th
2010-11	3,039 (13)	— (x)	3,039 (13)	8,030 (20)	39th
2011-12	2,476 (15)	— (x)	2,476 (15)	2,662 (17)	N/A
2012-13	1,809 (14)	5,924 (1)	2,084 (15)	3,864 (15)	N/A
2013-14	1,649 (18)	— (x)	1,649 (18)	3,522 (19)	N/A
2014-15	2,409 (15)	— (x)	2,409 (15)	3,547 (18)	N/A

() indicates number of games played

1974-75 (6-5)

(H) 4-1, (A) 2-2, (N) 0-2

Coach - Ellen Johns			
Assistant - Katie S. Simonson			
Captain - Barbara Knudson			
Managers - Joni Beck, Marie Benko, Linda Clendinger			
D17	Princeton	W	76-60
J28	at Brooklyn	W	52-44
J30	Trenton State	W	55-44
F6	Kean	W	64-51
F11	at William Paterson	L	44-73
F18	Montclair State	L	63-87
F25	at Glassboro State	L	65-73
F27	Seton Hall	W	88-53
M4	at Hofstra	W	76-44
<i>EAIAW Mid-Atlantic Region Tournament (Glassboro, N.J.)</i>			
M6	vs. William Paterson	L	32-53
M8	vs. West Chester	L	56-89

1975-76 (5-9)

(H) 3-3, (A) 2-4, (N) 0-2

Coach - Dottie McCrea			
Assistant - Karen Loopasakis			
Co-Captains - Joan Duda, Charlotte Walker			
Manager - Karen Comer			
J26	at Seton Hall	L	68-72
J29	at Trenton State	W	62-53
J31	Pennsylvania	W	80-60
F5	at Kean	L	55-69
F7	at Towson State	W	66-53
F10	William Paterson	L	58-71
F13	Brooklyn	W	66-61
F17	at Montclair State	L	52-75
F24	Glassboro State	L	67-70
F26	at Princeton	L	38-58
M3	Saint Joseph's	L	52-80
M4	Hofstra	W	81-41
<i>EAIAW Mid-Atlantic Region Tournament (Pittsburgh, Pa.)</i>			
M11	vs. Montclair State	L	56-92
M14	vs. Delaware	L	56-97

1976-77 (17-11)

(H) 8-5, (A) 4-5, (N) 5-1

Coach - Theresa Greutz			
Assistant - Randi Burdick			
Co-Captains - Lillie Jackson, Kate Sweeney			
Managers - Barbara Beecham, Paul Brereton			
D1	at Yale	W	77-45
D7	La Salle	L	85-93
D11	Lehigh	W	80-58
D19	at Maryland	L	67-93
<i>Wagner Christmas Classic (Staten Island, N.Y.)</i>			
D27	vs. Fordham	W	81-70
D30	vs. St. Francis (Pa.)	W	86-64
J4	at Brooklyn	L	47-68
J21	Penn State	L	70-93
J24	at Queens	L	76-77
J28	Trenton State	W	76-59
J29	Seton Hall	W	101-54
F3	Kean	W	104-70
F7	Towson State	W	74-53
F10	Morgan State	W	113-60
F12	Princeton	W	76-53
F15	at Pennsylvania	W	84-41
F17	Montclair State	L	74-79
F19	Saint Joseph's	L	86-92
F22	at Glassboro State	W	66-60
F24	Temple	W	111-56
F26	at Cheyney State	L	62-67
M1	William Paterson	L	53-78
M5	at Hofstra	W	101-52
M8	at Southern Conn.	L	70-88
<i>EAIAW Mid-Atlantic Region Tournament (Philadelphia, Pa.)</i>			
M10	vs. Immaculata	L	70-83
M11	vs. Slippery Rock	W	92-70
M12	vs. Delaware	W	78-75
M15	vs. East Stroudsburg	W	73-52

1977-78 (16-12)

(H) 5-2, (A) 9-7, (N) 2-3

Coach - Theresa Greutz			
Assistant - Randi Burdick			
Co-Captains - Sheila Collins, Denise Kenney			
Manager - Barbara Beacham			
N30	Yale	W	84-47
D3	at Trenton State	W	86-53
D10	at Morgan State	W	86-47
D17	at Seton Hall	L	65-76
<i>Wagner Christmas Classic (Staten Island, N.Y.)</i>			
D27	vs. Tona	W	90-54
D28	at Wagner	W	73-43
<i>Manufacturer's Hanover Tournament (Madison Square Garden)</i>			
J1	vs. Montclair State	L	64-84
J2	vs. UCLA	L	77-104
J5	at Princeton	W	52-70
J10	at William Paterson	W	83-57
J14	at Kansas	W	60-52
J18	Southern Connecticut	W	82-56
<i>Spectrum Invitational (Philadelphia, Pa.)</i>			
J21	vs. Saint Joseph's	L	60-79
J25	at Massachusetts	W	88-69
J28	at Penn State	L	62-78
J31	Queens	L	80-81
F2	at Kean	W	96-85
F4	at East Stroudsburg	W	90-52
F7	at Immaculata	L	53-72
F9	West Chester	W	104-73
F11	Cheyney State	L	69-73
F16	at Saint Joseph's	L	76-80
F18	at Montclair State	L	78-82
F21	Glassboro State	W	113-77
F25	Pittsburgh	W	88-67
F28	at Maryland	L	85-99
<i>EAIAW Mid-Atlantic Region Tournament (College Park, Md.)</i>			
M3	vs. Howard	W	81-64
M10	at Maryland	L	88-96
u indicates Rutgers wins by forfeit			

1978-79 (28-4)

(H) 14-0, (A) 9-2, (N) 5-2

Coach - Theresa Greutz			
Assistants - Bill Blindow, Nancy Gunzelman			
Tri-Captains - Kathy Glutz, Denise Kenney, Patti Sikorski			
Managers - Dorice Buggie, Karla Pearce			
N29	Fordham	W	68-61
D2	at St. John's	W	73-61
D7	at Monmouth	W	83-52
D9	Princeton	W	110-70
D12	Seton Hall	W	88-58
D16	Northwestern	W	85-76
<i>Queens Christmas Tournament (Flushing, N.Y.)</i>			
D27	vs. Oakland (MI)	W	107-62
D28	vs. Cheyney State	L	57-61
D29	at Queens	W	79-72
J8	Missouri	W	95-73
J11	Rhode Island	W	114-65
J13	Kean	W	77-71
J16	at William Paterson	W	79-57
J20	Penn State	W	78-77
J23	Massachusetts	W	74-61
J25	Trenton State	W	86-54
J27	Long Island	W	117-53
J30	at Southern Conn.	L	72-73
F1	at Maryland	W	85-76
F3	East Stroudsburg	W	104-64
F8	at West Chester	W	91-82
F10	at Queens	W	101-84
F13	at Cheyney State	L	57-64
F15	Saint Joseph's	W	87-56
F17	Montclair State	W	79-73
F20	at Glassboro State	W	93-61
F23	at Pittsburgh	W	91-72
<i>EAIAW Mid-Atlantic Region Tournament (Towson, Md.)</i>			
M2	vs. Edinboro State	W	95-56
M3	vs. Penn State	W	88-82
M10	vs. Maryland	W	80-75
<i>ATAW Eastern Satellite Tournament (Bronx, N.Y.)</i>			

M21	vs. Tennessee	L	68-79
M23	vs. Long Beach State	W	96-84

1979-80 (28-5)**(H) 14-0, (A) 11-3, (N) 3-2**

Coach - Theresa Grentz

Assistants - Bill Blindow, Pat Willis

Tri-Captains - Kathy Glutz, Patti Sikorski, Sandy Tupurins

Managers - Dorice Buggle, Denise Dickenson,

Karla Pearce

N27	at Princeton	W	116-43
D4	at Fairleigh Dickinson	W	69-46
D6	Monmouth	W	96-48
D8	at Fordham	W	61-55
D11	at Seton Hall	W	79-69
D15	St. John's	W	96-64

*Manufacturer's Hanover Tournament**(Madison Square Garden)*

D22	vs. Louisiana Tech	L	89-93 ot
D23	vs. Maryland	L	77-78

Orange Bowl Classic (Miami, Fla.)

D28	vs. Louisiana State	W	85-69
D29	vs. Kansas	W	85-60
J5	Southern California	W	68-62
J8	Kansas State	W	81-56
J12	at Kentucky	L	78-97
J17	William Paterson	W	130-50
J19	at Penn State	W	75-62
J22	at Trenton State	W	90-33
J26	at Syracuse	W	96-72
J29	Southern Connecticut	W	84-36
F2	Maryland	W	85-77
F7	Queens	W	102-74
F9	West Virginia	W	90-51
F12	Cheyney State	W	82-59
F14	at Saint Joseph's	W	59-55
F16	at Montclair State	W	83-73
F19	Glassboro State	W	116-38
F23	Pittsburgh	W	96-57
F27	at Kean	W	122-71

EATAW Mid-Atlantic Region Tournament (Piscataway, N.J.)

M5	Villanova	W	71-41
----	-----------	---	-------

*EATAW Mid-Atlantic Region Tournament**(College Park, Md.)*

M7	vs. Penn State	W	90-73
M8	at Maryland	L	70-79

ATAW Tournament (Piscataway, N.J.)

M14	Central Missouri State	W	87-75
-----	------------------------	---	-------

ATAW Tournament (Providence, R.I.)

M15	at Providence	W	70-54
-----	---------------	---	-------

ATAW Tournament (Norfolk, Va.)

M21	at Old Dominion	L	62-84
-----	-----------------	---	-------

1980-81 (27-6)**(H) 16-1, (A) 7-3, (N) 4-2**

Coach - Theresa Grentz

Assistants - Bill Blindow, Pat Willis

Co-Captains - Joanne Burke, Chris Dailey

Managers - Patty Adorna, Dorice Buggle, Karla Pearce

N29	La Salle	W	111-64
D2	Fairleigh Dickinson	W	116-57
D6	at Boston University	W	106-76
D9	Seton Hall	W	105-85
D13	at St. John's	W	76-63

*Manufacturer's Hanover Tournament**(Madison Square Garden)*

D19	vs. Long Beach State	W	71-64
D21	vs. Louisiana Tech	L	60-67
J6	at Temple	W	104-64
J8	George Washington	W	95-43
J11	Kentucky	W	69-67 OT
J14	Rhode Island	W	100-42

Dartmouth/Burger King Classic (Hanover, N.H.)

J16	vs. Army	W	73-53
J17	at Dartmouth	W	77-50
J22	Manhattan	W	97-62
J24	Syracuse	W	81-49
J27	Villanova	W	57-43
J31	at Maryland	L	69-80
F3	at Queens	W	92-48

Optimist-Old Dominion Classic (Norfolk, Va.)

F6	vs. N.C. State	W	73-63
F7	at Old Dominion	L	61-90
F10	Montclair State	W	90-63
F12	Saint Joseph's	W	96-49
F14	at West Virginia	W	83-48
F16	Long Island	W	106-60
F18	Cheyney State	L	54-72
F21	District of Columbia	W	82-63
F25	Penn State	W	97-76
F28	at Pittsburgh	W	87-73

EATAW Mid-Atlantic Region Tournament (Piscataway, N.J.)

M9	Pittsburgh	W	91-80
----	------------	---	-------

EATAW Mid-Atlantic Region Tournament (Philadelphia, Pa.)

M14	vs. Penn State	W	96-79
M17	vs. Maryland	L	69-72

ATAW Tournament (Piscataway, N.J.)

M18	Clemson	W	99-76
-----	---------	---	-------

ATAW Tournament (Long Beach, Calif.)

M21	at Long Beach State	L	73-77
-----	---------------------	---	-------

1981-82 (25-7)**(H) 12-3, (A) 8-3, (N) 5-1**

Coach - Theresa Grentz

Assistants - Bill Blindow, Pat Willis

Co-Captains - Chris Dailey, June Olkowski

Managers - Patty Adorna, Dorice Buggle, Karla Pearce

N28	La Salle	W	105-58
D1	at Fairleigh Dickinson	W	79-54u

(East Rutherford, N.J.)

D3	vs. UCLA	W	91-69
D5	Boston University	W	94-70
D9	at Seton Hall	W	92-79
D12	St. John's	W	62-58

*Manufacturer's Hanover Tournament**(Madison Square Garden)*

D19	vs. Louisiana Tech	L	73-83
D20	vs. Cheyney State	W	86-82
J6	at South Carolina	L	74-84
J12	at Syracuse	W	71-69
J16	at Rhode Island	W	92-69

(Providence Civic Center)

J18	at Providence	W	57-56
J23	Tennessee	W	68-57
J26	at Villanova	W	63-57
J30	Maryland	L	66-69
F2	Queens	W	92-66
F5	Old Dominion	L	77-88
F7	District of Columbia	W	85-56
F9	at Montclair State	W	66-61
F11	at Saint Joseph's	W	82-61
F13	West Virginia	W	89-79
F17	Cheyney State	L	53-67
F20	at Penn State	L	76-86
F25	Temple	W	81-67
F27	Pittsburgh	W	95-64

EATAW Mid-Atlantic Region Tournament (Piscataway, N.J.)

M6	Temple	W	79-64
----	--------	---	-------

EATAW Mid-Atlantic Region Tournament (Villanova, Pa.)

M12	vs. Northeastern	W	76-59
M13	at Villanova	L	55-59

ATAW Tournament (Piscataway, N.J.)

M21	Georgia Southern	W	89-79
M23	Minnesota	W	83-75

ATAW Tournament (Philadelphia, Pa.)

M26	vs. Villanova	W	83-75
M28	vs. Texas	W	83-77

u indicates Rutgers wins by forfeit

1982-83 (19-10)**(H) 13-3, (A) 4-4, (N) 2-3**

Coach - Theresa Grentz

Assistants - Bill Blindow, Pat Willis, Mary Coyle

Co-Captains - Carol Glutz, Jennie Hall

Manager - Patty Adorna

Orange Crush Classic (Chicago, Ill.)

N26	vs. Notre Dame	W	81-74
N27	vs. Georgia	L	61-76
N30	Fairleigh Dickinson	W	81-51
D4	at Boston University	W	81-60
D8	Seton Hall	W	53-48

ALL-TIME RESULTS

R

PLAYERS

COACHES

OUTLOOK

REVIEW

RUTGERS

HISTORY

MEDIA

D18	Providence	W	69-58
D23	Wichita State	W	85-66
<i>Winston Tire Classic (Los Angeles, Calif.)</i>			
D28	vs. Southern Calif.	L	75-96
D29	vs. N.C. State	L	69-76
J4	South Carolina	W	90-69
J10	Saint Joseph's	W	80-62
J13	at St. John's	W	81-78
J15	Rhode Island	W	85-70
J19	at Tennessee	L	61-81
J22	Syracuse	W	83-76
J26	at Maryland	L	66-83
J29	Villanova	W	89-81
F3	at Temple	W	95-79
F5	Monmouth	W	78-65
F8	Montclair State	W	77-50
F12	at Old Dominion	L	77-99
F16	Kentucky	L	80-89
F19	Penn State	L	91-92
<i>(East Rutherford, N.J.)</i>			
F20	vs. Virginia	W	67-63
F26	at Pittsburgh	L	68-75
F28	at West Virginia	W	87-85 ot
<i>Atlantic 10 Tournament (Piscataway, N.J.)</i>			
M4	George Washington	W	96-60
M5	Rhode Island	W	85-79
M6	Penn State	L	74-77

1983-84 (20-9)

(7-1 ATLANTIC 10; FIRST)

(H) 8-3, (A) 9-4, (N) 3-2

Coach - Theresa Grentz

Assistants - Bill Bindow, Pat Willis, Chris Dailey

Co-Captains - Carol Glutz, Mary Pat Nespoli

Managers - Patty Adorna, Marge Krah

N26	Duquesne*	W	79-44
N29	at Monmouth	W	74-44
D3	at Rhode Island*	W	81-54
D7	at Seton Hall	W	83-47
D10	Boston University	W	73-43
D17	Manhattan	W	79-71 OT
D20	New Hampshire	W	82-69

La Salle Christmas Tournament (Philadelphia, Pa.)

D28	vs. Syracuse	W	65-43
D29	vs. Mississippi	L	59-70
D30	at La Salle	W	82-59
J6	Northeastern	L	66-76
J8	Southern California	L	80-95
J11	at Saint Joseph's*	W	56-55
J14	Massachusetts*	W	86-51
J17	at Kentucky	L	45-74
J21	at G. Washington*	W	66-57
J22	at Maryland	L	71-80
J26	at Villanova	L	56-68
F2	at Queens	W	109-53
F4	Miami	L	58-63

(East Rutherford, N.J.)

F9	vs. Boston College	W	74-61
F11	Temple*	W	86-75
F15	at Syracuse	W	96-81
F18	at Penn State*	L	65-71
F22	St. John's	W	79-52
F25	West Virginia*	W	61-54
F28	at Montclair State	W	70-40

Atlantic 10 Tournament (University Park, Pa.)

M2	vs. G. Washington	W	83-53
M3	vs. Rhode Island	L	70-81

* indicates Atlantic 10 Conference game

1984-85 (19-9)

(5-3 ATLANTIC 10; TIED-FOURTH)

(H) 11-3, (A) 5-3, (N) 3-3

Coach - Theresa Grentz

Assistants - Chris Dailey, Kathleen Shanahan

Tri-Captains - Mary Pat Nespoli, Debbie Paladino,

Julie Salmon

Managers - Kelly Bryson, Caren Cicon, Joanne Fischer, Claire Williams

N24	Syracuse	W	79-52
N28	Temple	W	69-60

D1	Arizona State	L	75-76
D4	at St. John's	W	61-59
D8	Fairfield	W	64-50
D12	Wagner	W	81-56
D15	Villanova	W	68-50
D20	Seton Hall	W	91-58
<i>Ohio State Buckeye Classic (Columbus, Ohio)</i>			
D29	vs. Georgia	L	80-89
D29	vs. Stanford	W	82-53
<i>Miami Women's Court Classic (Miami, Fla.)</i>			
J2	vs. Missouri	W	66-63
J3	vs. Oklahoma	W	80-72
J5	vs. Auburn	L	48-61
J9	Long Beach State	L	66-80
J12	at N.C. State	L	68-110
J15	at Massachusetts*	W	80-48
J17	at Northeastern	W	56-53
J19	Maryland	W	80-66
J23	Monmouth	W	84-58
J26	Rhode Island*	W	81-64
J31	at Saint Joseph's*	L	59-67
F7	at Temple*	L	69-78
F10	Penn State*	L	71-78
F14	Cheyney State	W	80-61
F16	George Washington*	W	82-57
F21	at Duquesne*	W	94-58
F23	at West Virginia*	W	72-69
<i>Atlantic 10 Tournament (Philadelphia, Pa.)</i>			
M1	vs. Temple	L	55-74

* indicates Atlantic 10 Conference game

1985-86 (29-4)

(16-0 ATLANTIC 10; FIRST)

(H) 14-0, (A) 11-1, (N) 4-3

Coach - Theresa Grentz

Assistants - Kathleen Shanahan, Pat Coyle

Captain - Kristen Foley

Managers - Kelly Bryson, Caren Cicon, Claire Williams

N23	at Syracuse	W	72-67
N30	Arkansas	W	72-63
D4	St. John's	W	85-55
D10	at Rhode Island*	W	74-67
D21	at Seton Hall	W	89-65

Orange Bowl/Burger King Invitational (Miami, Fla.)

D29	vs. Texas	L	63-81
D30	vs. San Diego State	W	76-66
D31	vs. Penn State	W	73-65
J4	George Washington*	W	75-37
J6	Saint Joseph's*	W	76-75
J8	Notre Dame	W	69-61
J11	N.C. State	W	83-56
J13	at Virginia	L	63-75
J15	at G. Washington*	W	75-65
J18	at Penn State*	W	82-76
J21	Maryland	W	77-65
J23	Temple*	W	91-56
J25	Massachusetts*	W	85-55
J29	at West Virginia*	W	66-54
F1	at Massachusetts*	W	95-55
F3	Rhode Island*	W	77-54
F8	at Temple*	W	94-70
F12	at Saint Joseph's*	W	77-55
F15	Penn State*	W	76-75
F17	at Duquesne*	W	95-52
F22	West Virginia*	W	85-65
M1	Duquesne*	W	93-60

Atlantic 10 Tournament (Morgantown, W.Va.)

M5	vs. George Washington	W	90-50
M6	at West Virginia	W	57-56
M8	vs. Penn State	L	69-84

NCAA Tournament (Piscataway, N.J.)

M15	Villanova	W	85-58
<i>NCAA Tournament East Region (Philadelphia, Pa.)</i>			
M20	vs. Penn State	W	85-72
M22	vs. Western Kentucky	L	74-89

* indicates Atlantic 10 Conference game

1986-87 (30-3)**(17-1 ATLANTIC 10; FIRST)****(H) 16-0, (A) 13-2, (N) 1-1**

Coach - Theresa Grentz

Assistants - Kathleen Shanahan, Pat Coyle

Captain - Kristen Foley

Managers - Sharon Brown, Darlene Chan

N29	at Notre Dame	W	71-51
D2	at St. John's	W	80-63
D6	at Duquesne*	W	92-54
D9	at Monmouth	W	81-67
D13	at Rhode Island*	W	94-32
D20	Syracuse	W	75-57
D22	Seton Hall	W	93-50
D30	at Boston College	W	80-60
J3	West Virginia*	W	82-57
J8	George Washington*	W	99-57
J13	Virginia	W	81-58
J15	at St. Bonaventure*	W	96-57
J17	Temple*	W	80-56
J22	at Massachusetts*	W	72-51
J24	Duquesne*	W	93-39
J29	Penn State*	W	86-71
J31	St. Bonaventure*	W	106-65
F3	at G. Washington*	W	83-56
F4	at Maryland	W	84-76
F7	Saint Joseph's*	W	77-50
F9	at West Virginia*	W	95-78
F12	Massachusetts*	W	81-48
F14	Rhode Island*	W	77-50
F16	at Penn State*	L	70-75
F19	at Temple*	W	90-64
F21	at Saint Joseph's*	W	63-60
F28	at Old Dominion	L	68-82
<i>Atlantic 10 Tournament (Piscataway, N.J.)</i>			
M2	Duquesne	W	99-65
M5	Temple	W	85-55
M7	Saint Joseph's	W	93-48
<i>NCAA Tournament (Piscataway, N.J.)</i>			
M12	Duke	W	78-64
<i>NCAA Tournament East Region (Fayetteville, N.C.)</i>			
M14	vs. N.C. State	W	75-60
M17	vs. Texas	L	77-85

* indicates Atlantic 10 Conference Game

1987-88 (27-5)**(17-1 ATLANTIC 10; FIRST)****(H) 17-0, (A) 9-2, (N) 1-3**

Coach - Theresa Grentz

Assistants - Kathleen Shanahan, Pat Coyle

Captain - Telicher Austin

Managers - Darlene Chan, Mary Tunny

D5	at George Washington*	W	89-81
D8	St. John's	W	64-51
D12	at Seton Hall	W	83-60
D19	Temple*	W	89-60
<i>Orange Bowl/Burger King Invitational (Miami, Fla.)</i>			
D28	vs. Maryland	W	79-76
D29	vs. Texas	L	75-86
D30	vs. Virginia	L	73-80
J2	Arizona	W	77-54
J7	West Virginia*	W	75-53
J9	Duquesne*	W	108-33
J11	at Ohio State	L	60-75
J16	at Saint Joseph's*	W	71-57
J18	Penn State*	W	79-76
J21	at Rhode Island*	W	80-40
J23	at Massachusetts*	W	90-57
J27	Maryland	W	85-83
J30	George Washington*	W	91-66
F1	at Temple*	W	81-65
F6	Old Dominion	W	82-65
F8	St. Bonaventure*	W	93-41
F11	at Duquesne*	W	108-47
F13	at West Virginia*	W	78-73
F20	Saint Joseph's*	W	69-58
F27	Rhode Island*	W	82-43
F29	Massachusetts*	W	87-51
M3	at St. Bonaventure*	W	81-45

M5	at Penn State*	L	69-82
<i>Atlantic 10 Tournament (Piscataway, N.J.)</i>			
M7	Rhode Island	W	100-67
M11	Penn State	W	93-75
M12	Saint Joseph's	W	64-52
<i>NCAA Tournament (Piscataway, N.J.)</i>			
M16	Old Dominion	W	88-78
<i>NCAA Tournament East Region (Norfolk, Va.)</i>			
M19	vs. Virginia	L	75-89

* indicates Atlantic 10 Conference Game

1988-89 (24-7)**(16-2 ATLANTIC 10; TIED-FIRST)****(H) 16-2, (A) 8-5**

Coach - Theresa Grentz

Assistants - Kathleen Shanahan, Pat Coyle, Lorraine Williams

Co-Captains - Telicher Austin, Janet Malouf

Managers - Darlene Chan, Mary Tunny

N26	Ohio State	W	88-68
N30	at Duquesne*	W	92-53
D3	at Texas	L	66-78
D7	at St. John's	W	74-71
D14	Seton Hall	W	92-49
D22	Boston College	W	71-53
<i>Bell Atlantic Holiday Tournament (Piscataway, N.J.)</i>			
D29	Kansas	W	73-56
D30	Tennessee	L	53-93
J3	at Temple*	L	60-67
J7	St. Bonaventure*	W	85-66
J12	at West Virginia*	W	91-70
J14	George Washington*	W	67-58
J21	at Saint Joseph's*	L	63-78
J23	at G. Washington*	W	71-49
J26	Massachusetts*	W	96-57
J28	Miami	W	97-64
F1	at Maryland	L	71-84
F4	Rhode Island*	W	100-65
F6	Temple*	W	74-61
F11	at Penn State*	W	88-72
F13	at St. Bonaventure*	W	110-86
F16	West Virginia*	W	78-59
F19	Duquesne*	W	94-56
F21	at Rhode Island*	W	89-55
F24	Saint Joseph's*	W	79-64
M2	at Massachusetts*	W	72-47
M4	Penn State*	W	79-73
<i>Atlantic 10 Tournament (Piscataway, N.J.)</i>			
M9	Duquesne	W	92-57
M10	Temple	L	68-81
<i>NCAA Tournament (Piscataway, N.J.)</i>			
M16	Southern Mississippi	W	95-73
<i>NCAA Tournament (Raleigh, N.C.)</i>			
M19	at N.C. State	L	73-75

* indicates Atlantic 10 Conference game

1989-90 (20-10)**(16-2 ATLANTIC 10; TIED-FIRST)****(H) 12-3, (A) 8-7**

Coach - Theresa Grentz

Assistants - Kathleen Shanahan, Kristen Foley, Lorraine Williams

Co-Captains - Suzanne Cooper, Vicky Picott

Managers - Darlene Chan, Mary Tunny

N29	at Maine	L	67-75
D7	St. John's	W	70-52
D10	Texas	L	67-85
D16	Princeton	W	85-67
<i>Bell Atlantic Holiday Tournament (Piscataway, N.J.)</i>			
D28	Southern California	W	78-51
D29	Virginia	L	71-72 OT
J4	at Rhode Island*	W	82-55
J16	Massachusetts*	W	67-45
J10	at Rhode Island*	W	80-46
J12	at Portland State	L	71-87
J14	at Oregon	L	78-92
J18	at West Virginia*	W	87-71 2OT
J20	at Temple*	W	82-61
J22	George Washington*	W	65-57
J25	at Saint Joseph's*	L	55-69
J29	at St. Bonaventure*	W	68-57

F3	at G. Washington*	W	74-64
F7	Saint Joseph's*	W	79-78 OT
F10	at Massachusetts*	W	68-55
F13	Temple*	W	74-58
F15	West Virginia*	W	80-64
F17	Duquesne*	W	77-53
F19	at Penn State*	L	80-82
F24	Maryland	L	67-77
F26	at Duquesne*	W	92-64
M1	St. Bonaventure*	W	89-53
M3	Penn State*	W	73-66
<i>Atlantic 10 Tournament (Piscataway, N.J.)</i>			
M7	Massachusetts	W	86-55
<i>Atlantic 10 Tournament (University Park, Pa.)</i>			
M9	at Penn State	L	74-75
<i>NCAA Tournament (Nashville, Tenn.)</i>			
M14	at Vanderbilt	L	75-78

* indicates Atlantic 10 Conference game

1990-91 (23-7)

(15-3 ATLANTIC 10; TIED-SECOND)

(H) 16-1, (A) 7-6

Coach - Theresa Grentz

Assistants - Kathleen Shank, Kristen Foley, Telicher

Austin

Tri-Captains - Vicky Picott, Alicia Rodgers, Lynn Ust

Managers - Vanessa Andrews, Ruth Ann Salau

N24	Oregon	W	70-58
N28	Fordham	W	77-69
D1	Fairfield	W	86-59
D8	at Miami	W	67-57
D11	Duquesne*	W	97-52
D15	Old Dominion	W	81-58

Bell Atlantic Holiday Tournament (Piscataway, N.J.)

D28	Arkansas	W	89-60
D30	Georgia	W	58-57
J3	at Massachusetts*	W	81-31
J5	at Rhode Island*	W	80-49
J7	at Temple*	W	88-50
J12	Penn State*	W	84-70
J17	West Virginia*	W	95-77
J19	at Holy Cross	L	67-78
J24	George Washington*	W	78-47
J26	at Saint Joseph's*	W	79-58
J29	at St. Bonaventure*	W	66-55
J31	Rhode Island*	W	77-48
F2	Massachusetts*	W	62-26
F5	at Penn State*	L	72-78
F9	at G. Washington*	L	68-77
F12	at Duquesne*	W	80-58
F17	Temple*	W	70-38
F21	St. Bonaventure*	W	73-70
F23	at Syracuse	L	52-54
F25	Saint Joseph's*	W	73-51
F28	at West Virginia*	L	78-89

Atlantic 10 Tournament (Piscataway, N.J.)

M6	St. Bonaventure	W	94-64
<i>Atlantic 10 Tournament (Philadelphia, Pa.)</i>			
M8	at Saint Joseph's	L	61-72
<i>NCAA Tournament (Piscataway, N.J.)</i>			
M13	Toledo	L	65-83

* indicates Atlantic 10 Conference game

1991-92 (21-11)

(11-5 ATLANTIC 10; TIED-SECOND)

(H) 16-4, (A) 5-7

Coach - Theresa Grentz

Assistants - Kathleen Shank, Kristen Foley, Telicher

Austin

Co-Captains - Cheryl Cop, Vicky Green

Managers - Vanessa Andrews, Vic Padua, Ruth Ann Salau

N22	at St. John's	L	66-73
N26	Holy Cross	W	78-69
D4	at Old Dominion	W	92-69
D8	Miami	L	53-72
D10	Syracuse	W	67-59

Bell Atlantic Holiday Tournament (Piscataway, N.J.)

D28	Oklahoma State	W	84-65
D29	Lamar	W	96-84
J4	Maryland	L	72-78
J6	Temple*	W	85-47

J9	Massachusetts*	W	71-35
J11	Towson State	W	85-47
J14	at Duquesne*	W	73-61
J18	St. Bonaventure*	W	75-69
J25	at Texas	L	56-82
J30	at Rhode Island*	W	89-63
F1	at Massachusetts*	W	77-52
F5	at Temple*	L	74-83
F8	Penn State	W	56-55
F11	Saint Joseph's*	W	63-52
F13	at G. Washington*	L	49-61
F17	West Virginia*	L	69-71
F20	at St. Bonaventure*	W	67-60
F22	Duquesne*	W	77-61
F25	Rhode Island*	W	92-59
F29	at Saint Joseph's*	L	55-57
M5	George Washington*	W	68-54
M7	at West Virginia*	L	65-88

Atlantic 10 Tournament (Piscataway, N.J.)

M12	Temple	W	64-61
M13	Saint Joseph's	W	66-59
M14	George Washington	L	57-62
<i>NCAA Tournament (Piscataway, N.J.)</i>			
M18	Southern Mississippi	W	93-63
<i>NCAA Tournament (Knoxville, Tenn.)</i>			
M21	at Tennessee	L	56-97

* indicates Atlantic 10 Conference game

1992-93 (22-9)

(12-2 ATLANTIC 10; FIRST)

(H) 10-4, (A) 9-5, (N) 3-0

Coach - Theresa Grentz

Assistants - Kathleen Shank, Gay Hemphill, Kathy Beck

Co-Captains - Cheryl Cop, Vicky Green

Managers - Rob Acha, Ruth Ann Salau

D1	Loyola (MD)	W	66-49
D5	at Penn State	L	66-79
D8	Maryland	L	52-59
D12	at Syracuse	W	61-59
D20	UCLA	W	71-56

Bell Atlantic Holiday Tournament (Piscataway, N.J.)

D27	Maine	W	71-43
D29	Clemson	L	67-68
J2	West Virginia*	W	80-68
J4	at Rhode Island*	W	75-71
J8	at Old Dominion	L	58-66
J14	at St. Bonaventure*	W	84-82
J16	at Niagara	W	85-83
J19	at Tennessee	L	74-93
J23	Rhode Island*	W	73-58
J29	St. John's	L	60-73
F1	at Temple*	W	76-56
F4	Saint Joseph's*	W	60-59
F6	at G. Washington*	W	76-63
F10	at Massachusetts*	W	65-47
F13	Temple*	W	79-42
F15	Army	W	63-37
F18	St. Bonaventure*	W	94-82
F20	at West Virginia*	W	76-75
F24	at Saint Joseph's*	L	58-60
F27	Massachusetts*	W	71-63
M6	George Washington*	L	62-85

Atlantic 10 Tournament (Washington, D.C.)

M11	vs. St. Bonaventure	W	88-72
M12	vs. West Virginia	W	71-66
M13	vs. Saint Joseph's	W	59-51
<i>NCAA Tournament (Burlington, Vt.)</i>			
M17	at Vermont	W	80-74
<i>NCAA Tournament (Columbus, Ohio)</i>			
M23	at Ohio State	L	60-91

* indicates Atlantic 10 Conference game

1993-94 (22-8)

(13-3 ATLANTIC 10; TIED-FIRST)

(H) 10-3, (A) 9-5, (N) 3-0

Coach - Theresa Grentz

Assistants - Kathy McConnell, Kathleen Shank,

Renee Reed

Co-Captains - Caroline DeRose, Regina Kalucki

Managers - Rob Acha, Ruth Ann Salau

N29	at Providence	W	106-102ot
D2	Old Dominion	W	82-73
D9	at St. John's	W	77-60
D11	Penn State	L	75-84

*Bell Atlantic Holiday Tournament
(Piscataway, N.J.)*

D27	Rhode Island*	W	74-63
D28	Colorado	L	47-79
J3	at UCLA	L	78-88 OT
J6	Niagara	W	89-63
J9	at West Virginia*	W	101-69
J12	at Loyola (Md.)	W	78-61
J16	at Rhode Island*	W	83-56
J17	Tennessee	W	87-77
J22	at Duquesne*	W	78-58
J27	Temple*	W	92-56
J29	George Washington*	W	99-87 OT
F2	West Virginia*	W	98-85
F6	Saint Joseph's*	W	71-69
F9	at Maryland	L	55-64
F16	at G. Washington*	W	78-71
F19	at St. Bonaventure*	L	70-71
F22	at Duquesne*	W	91-44
F26	at Saint Joseph's*	L	71-78
F28	Massachusetts*	W	88-66
M3	at Temple*	L	79-102
M5	St. Bonaventure*	W	97-63
M8	at Massachusetts*	W	77-59

Atlantic 10 Tournament (Philadelphia, Pa.)

M10	vs. Temple	W	73-55
M12	vs. Rhode Island	W	78-60
M13	vs. G. Washington	W	79-71

NCAA Tournament (Piscataway, N.J.)

M16	Western Kentucky	L	73-84
-----	------------------	---	-------

* indicates Atlantic 10 Conference game

1994-95 (17-13)

(11-5 ATLANTIC 10; TIED-THIRD)

(H) 9-5, (A) 5-6, (N) 3-2

Coach - Theresa Greutz

Assistants - Kathy McConnell, Kathleen Shank, Renee Reed

Co-Captains - Regina Kalucki, Amy Reynders

Managers - Rob Acha, Ruth Ann Salau

Women's Preseason NIT (Piscataway, N.J.)

N15	Seton Hall	L	64-66
N27	at Penn State	L	58-100
N30	Providence	W	88-80

Arizona Tournament (Tucson, Ariz.)

D2	vs. Oklahoma State	L	60-77
D3	vs. Louisiana State	W	82-72
D8	at Georgia	L	70-105
D10	Maryland	L	73-76
D17	St. John's	W	66-65
D22	Syracuse	W	67-55
D28	Georgia	L	74-92
J4	West Virginia*	W	100-71
J7	at G. Washington*	L	70-73
J11	at Old Dominion	L	65-82
J12	Massachusetts*	L	67-78
J14	at Rhode Island*	L	80-99
J19	at St. Bonaventure*	W	88-75
J22	George Washington*	W	75-74
J25	Saint Joseph's*	L	62-65
F1	at Temple*	W	95-71
F4	Duquesne*	W	67-66
F7	at Massachusetts*	L	57-74
F11	St. Bonaventure*	W	90-65
F16	at West Virginia*	W	86-65
F18	at Duquesne*	W	67-52
F22	Temple*	W	95-59
F27	at Saint Joseph's*	W	68-61
M2	Rhode Island*	W	85-76

Atlantic 10 Tournament (Philadelphia, Pa.)

M9	vs. Duquesne	W	63-61
M10	vs. West Virginia	W	89-69
M11	vs. G. Washington	L	59-82

* indicates Atlantic 10 Conference game

1995-96 (13-15)

(8-10 BIG EAST; FIFTH, BIG EAST 7 DIVISION)

(H) 9-5, (A) 2-10, (N) 2-0

Coach - C. Vivian Stringer

Assistants - Jollette Law, Betsy Yonkman, Larry Lawler

Tri-Captains - Liz Hanson, LaWana McLean, Amy Reynders

Managers - Janneth Agudelo, Josh Reinitz,

Jessica Thiebaut, Tamara Walden

N25	Penn State	W	69-67
N28	at Notre Dame*	L	54-66
D2	at Maryland	L	54-58
D4	Princeton	W	65-48

Brother Holiday Classic (Piscataway, N.J.)

D9	Niagara	W	77-62
D10	Florida	L	55-69
D12	at Seton Hall*	L	47-60
D16	Old Dominion	L	53-69

Vanderbilt Classic (Nashville, Tenn.)

D28	vs. Loyola (MD)	W	67-45
D29	at Vanderbilt	L	53-79
J2	Providence*	W	71-64
J4	Boston College*	W	79-63
J6	West Virginia*	L	63-75
J13	Syracuse*	W	71-60
J17	at Miami*	L	45-58
J20	Seton Hall*	L	59-69
J24	at Connecticut*	L	68-96
J30	at St. John's*	L	59-64 OT
F3	Notre Dame*	W	73-62
F7	at Syracuse*	W	55-52 OT
F10	Pittsburgh*	W	63-57
F14	at Boston College*	L	50-59
F18	Connecticut*	L	61-73
F21	Georgetown*	W	65-63
F24	at Villanova*	L	59-61
F26	at Pittsburgh*	W	68-48

BIG EAST Tournament (Storrs, Conn.)

M2	vs. Boston College	W	65-63
M3	at Connecticut	L	64-93

^ indicates BIG EAST Conference game

1996-97 (11-17)

(8-10 BIG EAST; TIED-SECOND,

BIG EAST 7 DIVISION)

(H) 5-8, (A) 5-6, (N) 1-3

Coach - C. Vivian Stringer

Assistants - Jollette Law, Betsy Yonkman, Larry Lawler

Co-Captains - Susan Blauser, Jen Clemente

Managers - Janneth Agudelo, Maria Martin, Josh Reinitz,

Jessica Thiebaut

N24	at Penn State	L	48-86
-----	---------------	---	-------

Brother Holiday Classic (Piscataway, N.J.)

N30	Howard	L	55-59
D1	Vermont	W	56-50
D4	Villanova*	L	54-60
D9	at Miami*	W	57-44
D11	at Princeton	W	72-50
D15	Saint Joseph's*	L	44-61
D21	Old Dominion	L	59-86

ACC Big Four Challenge (Greensboro, N.C.)

D28	vs. Duke	L	36-74
D29	vs. N.C. State	L	54-77
J4	at West Virginia*	L	55-65
J7	Georgetown*	L	64-69
J9	at Providence*	L	57-72
J12	St. John's*	W	55-47
J15	at Connecticut*	L	45-78
J18	Syracuse*	W	64-54
J21	at Notre Dame*	L	61-76
J25	at Seton Hall*	L	68-84
J29	Providence*	W	71-56
F1	Pittsburgh*	W	59-53
F5	Miami*	L	41-49
F8	at Georgetown*	W	67-59
F12	at Villanova*	W	62-55
F16	West Virginia*	L	57-62
F19	at St. John's*	W	42-41
F25	Boston College*	L	52-67

BIG EAST Tournament (Storrs, Conn.)

M1	vs. Syracuse	W	68-67 OT
M2	vs. Notre Dame	L	58-86

^ indicates BIG EAST Conference game

1997-98 (22-10)

(14-4 BIG EAST; FIRST, BIG EAST 7 DIVISION)

(H) 14-2, (A) 6-7, (N) 2-1

Coach - C. Vivian Stringer

Assistants - Jolette Law, Betsy Yonkman, Larry Lawler
Managers - Janeth Agudelo, Maria Martin, Josh Reintz,
Branden Salter, Jessica Theibaud

N15	Maryland	W	67-44
N19	Penn State	L	43-53

Rutgers Coca-Cola Classic (Piscataway, N.J.)

N29	Loyola (Md.)	W	72-41
N30	Drake	W	77-74
D3	Notre Dame [^]	W	80-67
D13	at Old Dominion	L	57-71
D21	at Saint Joseph's	L	54-67

Pac-10/BIG EAST Challenge (Los Angeles, Calif.)

D27	at UCLA	L	93-96 ot
D28	vs. Southern California	W	77-59
D31	at Connecticut [^]	L	69-82
J3	Syracuse [^]	W	65-45
J6	at Pittsburgh [^]	L	56-66
J8	Seton Hall [^]	W	73-49
J10	at Providence [^]	W	70-66
J14	at Boston College [^]	L	65-74
J17	Villanova [^]	W	62-40
J21	at Georgetown [^]	W	63-52
J24	St. John's [^]	W	83-39
J28	Miami [^]	W	77-65
F4	at Syracuse [^]	W	74-58
F7	at West Virginia [^]	W	76-63
F10	Connecticut [^]	W	74-70
F14	at Seton Hall [^]	W	79-64
F18	Pittsburgh [^]	W	70-56
F21	Boston College [^]	W	57-54
F24	at Notre Dame [^]	L	64-71

BIG EAST Tournament (Piscataway, N.J.)

M1	Boston College	W	61-52
M2	Miami	W	81-62
M3	Connecticut	L	58-67

NCAA Tournament (Ames, Iowa)

M14	vs. Oregon	W	79-76
M16	at Iowa State	W	62-61

NCAA Tournament Midwest Region (Nashville, Tenn.)

M21	vs. Tennessee	L	60-92
-----	---------------	---	-------

[^] indicates BIG EAST Conference game

1998-99 (29-6)

(17-1 BIG EAST; TIED-FIRST)

(H) 15-3, (A) 12-1, (N) 2-2

Coach - C. Vivian Stringer

Assistants - Jolette Law, Betsy Yonkman, Larry Lawler
Co-Captains - Jen Clemente, Tasha Pointer
Managers - Kalena Champlin, Brooke Gillar, Maria Martin,
Josh Reintz, Branden Salter

Women's Preseason NIT (Piscataway, N.J.)

N13	St. Francis (Pa.)	W	73-43
N15	Toledo	W	71-57

Women's Preseason NIT (Fort Collins, Colo.)

N19	vs. Indiana	W	60-53
N20	at Colorado State	L	60-71
N24	at Texas	W	66-59

Rutgers Coca-Cola Classic (Piscataway, N.J.)

N28	Buffalo	W	70-47
N29	Arizona State	W	67-48
D5	Ohio State	L	58-61
D9	Providence [^]	W	80-45
D13	at Syracuse [^]	W	71-53
D22	at Maryland	W	81-61
D30	Georgetown [^]	W	79-67

(Madison Square Garden)

J3	vs. Tennessee	L	54-68
J5	Miami [^]	W	68-54
J7	at Villanova [^]	W	55-40
J10	St. John's [^]	W	90-60
J14	West Virginia [^]	W	73-54
J17	at Wisconsin	W	78-62
J20	at Georgetown [^]	W	67-64 2ot
J24	at Providence [^]	L	99-52
J27	Connecticut [^]	L	55-56
J30	Villanova [^]	W	61-48
F3	at Pittsburgh [^]	W	65-52

F6	at Boston College [^]	W	71-52
F10	at Miami [^]	W	66-57
F13	Notre Dame [^]	W	77-57
F16	at St. John's [^]	W	72-55
F19	Seton Hall [^]	W	47-40
F23	at West Virginia [^]	W	88-59

BIG EAST Tournament (Piscataway, N.J.)

F28	Miami	W	79-53
M1	Notre Dame	L	61-68

NCAA Tournament (Piscataway, N.J.)

M12	Dartmouth	W	84-70
M14	Arizona	W	90-47

NCAA Tournament Midwest Region

(Normal, Ill.)

M20	vs. Texas Tech	W	53-42
M22	vs. Purdue	L	62-75

[^] indicates BIG EAST Conference game

1999-2000 (26-8)

(12-4 BIG EAST; TIED-THIRD)

(H) 14-3, (A) 8-3, (N) 4-2

Coach - C. Vivian Stringer

Assistants - Jolette Law, Betsy Yonkman, Larry Lawler
Co-Captains - LaTana Lillard, Tasha Pointer
Graduate Assistant - Josh Reintz
Managers - Kalena Champlin, Brooke Gillar, Adam Kraft,
Maria Martin, Branden Salter, Tiffanie Smith

State Farm Tip-Off Classic (Knoxville, Tenn.)

N14	vs. N.C. State	L	55-68
-----	----------------	---	-------

Rutgers Coca-Cola Classic (Piscataway, N.J.)

N26	Northeastern	W	61-39
N27	Wisconsin	W	63-61
D1	at Ohio State	W	46-35
D4	at George Washington	L	58-63
D8	Pittsburgh [^]	W	58-52
D18	Texas	W	68-64
D21	UCLA	W	72-46
D30	Southern California	W	76-59
J2	Massachusetts	W	66-52
J5	Miami [^]	W	65-45
J8	at Seton Hall [^]	W	65-45
J12	at Georgetown [^]	W	60-48
J15	Villanova [^]	L	65-66 ot
J17	at Connecticut [^]	L	50-65
J22	at West Virginia [^]	W	55-49
J26	Seton Hall [^]	W	62-46
F1	Old Dominion	W	58-50
F6	Syracuse [^]	W	77-41
F9	at Providence [^]	W	81-68
F12	Connecticut [^]	L	45-49
F15	at Syracuse [^]	W	56-51
F19	Notre Dame [^]	L	74-78 ot
F23	Boston College [^]	W	73-51
F26	at St. John's [^]	W	70-47
F29	at Villanova [^]	W	76-60

BIG EAST Tournament (Storrs, Conn.)

M5	vs. Villanova	W	61-32
M6	vs. Notre Dame	W	81-72 ot
M7	at Connecticut	L	59-79

NCAA Tournament (Piscataway, N.J.)

M17	Holy Cross	W	91-70
M19	Saint Joseph's	W	59-39

NCAA Tournament West Region (Portland, Ore.)

M25	vs. IAB	W	60-45
M27	vs. Georgia	W	59-51

NCAA Tournament Final Four (Philadelphia, Pa.)

M31	vs. Tennessee	L	54-64
-----	---------------	---	-------

[^] indicates BIG EAST Conference game

2000-2001 (23-8)

(13-3 BIG EAST; THIRD)

(H) 13-1, (A) 8-5, (N) 2-2

Coach - C. Vivian Stringer

Assistants - Jolette Law, Betsy Yonkman, Larry Lawler
Graduate Assistant - Josh Reintz
Tri-Captains - Dana Boonen, Davalyn Cunningham,
Mauri Horton

Managers - Simone Baskerville, Rob Boda, Brooke Gillar,
Adam Kraft, Maria Martin, Kawbena Yamoah

N17	California	W	66-47
-----	------------	---	-------

Rutgers Coca-Cola Classic (Piscataway, N.J.)

N25	Vermont	W	54-29
N26	George Washington	W	81-54
<i>Honda Elite 4 Holiday Classic (Lake Buena Vista, Fla.)</i>			
D3	vs. Georgia	L	53-82
D6	Virginia Tech [^]	W	61-53
D8	at Northeastern	W	60-49
D10	at Massachusetts	W	78-57
D21	Saint Joseph's	W	80-38
<i>State Farm Classic (Gainesville, Fla.)</i>			
D28	vs. Ohio	W	75-49
D29	at Florida	L	58-66

*Foot Locker Women's Basketball Showcase
(Madison Square Garden)*

J2	vs. Tennessee	L	51-58
J6	at Notre Dame [^]	L	46-67
J10	at Providence [^]	W	81-76 ot
J13	Boston College [^]	W	75-66 ot
J17	West Virginia [^]	W	74-50
J20	at Villanova [^]	L	65-78
J23	St. John's [^]	W	77-43
J27	at Miami [^]	W	39-37
J31	at Old Dominion	W	69-45
F4	at Pittsburgh [^]	W	69-61
F7	Syracuse [^]	W	64-53
F10	Providence [^]	W	97-68
F14	at Connecticut [^]	L	45-70
F17	Notre Dame [^]	W	54-53
F20	Seton Hall [^]	W	61-45
F24	at West Virginia [^]	W	67-53
F27	at Georgetown [^]	W	65-48

BIG EAST Tournament (Storrs, Conn.)

M4	vs. Providence	W	69-58
M5	at Connecticut	L	66-94
<i>NCAA Tournament (Piscataway, N.J.)</i>			
M17	Stephen F. Austin	W	80-43
M19	Southwest Missouri St.	L	53-60

[^] indicates BIG EAST Conference game

2001-2002 (9-20)

(5-11 BIG EAST; 11TH)

(H) 5-10, (A) 3-10, (N) 1-0

Coach - C. Vivian Stringer

Assistants - Jollette Law, Carlene Mitchell, Larry Lawler

Graduate Assistant - Josh Reinitz

Co-Captains - Davalyn Cunningham, Mauri Horton

Managers - Erin Boccher, Rob Boda, Bonnie Kolvites,

Adam Kraft, Jonathan Lopez, Megha Rao

N18	at Saint Joseph's	L	58-64
N24	Virginia	W	53-48
N29	at Pacific	W	61-53

Arizona State Holiday Classic (Tempe, Ariz.)

D1	vs. Northwestern State	W	68-67 ot
D2	at Arizona State	L	56-59
D5	Providence [^]	W	71-61
D8	at TCU	L	67-78
D12	at George Washington	L	54-58 ot
D16	Temple	L	51-56
D21	Texas Tech	L	49-62
J2	Stanford	L	46-50
J5	Miami [^]	L	53-67
J9	Georgetown [^]	L	57-67
J12	at West Virginia [^]	L	49-65
J15	Pittsburgh [^]	W	82-70
J19	at Boston College [^]	L	56-59
J23	Seton Hall [^]	W	47-43
J26	at Miami [^]	L	55-65
J30	at St. John's [^]	W	67-62
F1	Old Dominion	L	48-70
F6	at Syracuse [^]	L	51-68
F9	Villanova [^]	L	43-49
F13	at Seton Hall [^]	L	51-61
F16	Notre Dame [^]	L	52-57
F19	at Pittsburgh [^]	W	60-59
F23	Connecticut [^]	L	42-80
F26	at Virginia Tech [^]	L	63-70

BIG EAST Tournament (Piscataway, N.J.)

M2	Virginia Tech	W	44-43
M3	Boston College	L	59-64

[^] indicates BIG EAST Conference game

2002-2003 (21-8)

(13-3 BIG EAST; SECOND)

(H) 11-2, (A) 9-6, (N) 1-0

Coach - C. Vivian Stringer

Assistants - Jollette Law, Carlene Mitchell, Tom Lewis

Captain - Mauri Horton

Managers - Erin Boccher, Rob Boda, Pei Chao,

Emmanuel Espinal, Adam Kraft, Jonathan Lopez,

Jarvis Smith

N22	at Stanford	L	60-64
N24	at California	W	56-49

Rutgers Coca-Cola Classic (Piscataway, N.J.)

N30	Wagner	W	70-41
D1	Northwestern	W	62-50
D6	at Virginia	L	64-68
D10	at Temple	W	52-42
D21	Harvard	W	79-40
D29	George Washington	W	87-72
J2	at Texas Tech	L	81-94
J8	at Connecticut [^]	L	62-67
J11	Syracuse [^]	W	75-55
J15	Villanova [^]	W	58-57
J18	at Notre Dame [^]	W	64-61
J22	at Virginia Tech [^]	L	64-66 OT
J25	St. John's [^]	W	70-64 2OT
J28	at Providence [^]	W	71-44
J31	at Old Dominion	W	67-59
F4	Miami [^]	W	65-56
F9	at Seton Hall [^]	W	60-45
F12	West Virginia [^]	W	65-50
F16	Pittsburgh [^]	W	67-53
F19	at St. John's [^]	W	69-38
F22	at Georgetown [^]	W	93-52
F26	Virginia Tech [^]	W	67-43
M1	at Villanova [^]	W	50-49
M4	Boston College [^]	L	71-72

BIG EAST Tournament (Piscataway, N.J.)

M9	Miami	L	74-77
<i>NCAA Tournament (Athens, Ga.)</i>			
M22	vs. Western Kentucky	W	64-52
M24	at Georgia	L	64-74

[^] indicates BIG EAST Conference game

2003-2004 (21-12)

(10-6 BIG EAST; TIED-SIXTH)

(H) 14-1, (A) 4-10, (N) 3-1

Coach - C. Vivian Stringer

Assistants - Jollette Law, Carlene Mitchell, Cathy Andruzzi

Co-Captains - Chelsea Newton, Cappie Pondexter

Managers - Erin Boccher, Rob Boda, Pei Chao, Matthew

Colquitt, Emmanuel Espinal, Devon Grooms, Allison

Jones, Jonathan Lopez, Jarvis Smith

Women's Preseason NIT (Piscataway, N.J.)

N14	Saint Peter's	W	58-40
N16	Ole Miss	W	65-50
N19	Michigan	W	65-50
N23	at Texas Tech	L	45-73
N30	at Clemson	L	64-69
D2	at LSU	L	68-78
D11	at Tennessee	L	49-59
D14	TCU	W	73-65
D28	Old Dominion	W	69-45
D30	at Harvard	W	77-70

BIG EAST/Big Ten Challenge

(Piscataway, N.J.)

J4	Ohio State	W	56-53
J7	Virginia Tech [^]	W	56-43
J9	at Villanova [^]	L	49-53
J14	at Syracuse [^]	L	57-59 OT
J17	St. John's [^]	W	72-47
J19	at Connecticut [^]	L	47-72
J21	Temple	W	64-45
J25	Georgetown [^]	W	67-64
J31	at Miami [^]	W	76-69
F3	Syracuse [^]	W	61-45
F8	at Boston College [^]	L	72-78
F11	at Pittsburgh [^]	W	75-61
F14	Connecticut [^]	L	49-66
F18	Providence [^]	W	81-45
F21	at Georgetown [^]	W	71-66
F24	at West Virginia [^]	L	71-80
F28	Notre Dame [^]	W	69-55

ALL-TIME RESULTS

R

PLAYERS

COACHES

OUTLOOK

REVIEW

RUTGERS

HISTORY

MEDIA

M2	Seton Hall [^]	W	54-44
<i>BIG EAST Tournament (Hartford, Conn.)</i>			
M6	vs. Seton Hall	W	51-42
M7	vs. Notre Dame	W	51-45
M8	vs. West Virginia	W	61-51
M9	vs. Boston College	L	57-75
<i>NCAA Tournament (Chattanooga, Tenn.)</i>			
M20	at Chattanooga	L	69-74

[^] indicates BIG EAST Conference game

2004-2005 (28-7)

(14-2 BIG EAST; FIRST)

(H) 13-0, (A) 7-5, (N) 8-2

Coach - C. Vivian Stringer

Assistants - Jollette Law, Carlene Mitchell,

Michelle Edwards

Captain - Chelsea Newton

Managers - Erin Boccher, Pei Chao, Matthew Colquitt,

Emmanuel Espinal, Devon Grooms, Allison Jones,

Joseph Liu, Jonathan Lopez, Jarvis Smith

N20	Rider	W	90-42
<i>Paradise Jam (U.S. Virgin Islands)</i>			
N25	vs. South Dakota State	W	68-50
N26	vs. Oregon State	W	77-53
N27	vs. Kentucky	W	75-60
D5	at Old Dominion	L	61-69
D8	Princeton	W	68-46
D13	at Temple	L	60-71
D18	Clemson	W	66-51
D29	Tennessee	W	65-51
J2	at Texas	W	51-47
J5	LSU	W	51-49 OT
J8	at St. John's [^]	W	64-49
J11	Pittsburgh [^]	W	68-41
J13	Georgetown [^]	W	69-33

BIG EAST/Big Ten Challenge (Columbus, Ohio)

J16	at Ohio State	L	50-52
J20	Providence [^]	W	74-40
J23	at Notre Dame [^]	L	47-63
J26	at Boston College [^]	W	71-60
J30	West Virginia [^]	W	70-49
F3	at Connecticut [^]	L	44-57
F6	Syracuse [^]	W	69-61
F9	at Seton Hall [^]	W	67-40
F13	Connecticut [^]	W	76-62
F16	at Syracuse [^]	W	64-54
F19	Notre Dame [^]	W	59-48
F22	Boston College [^]	W	54-36
F25	at Pittsburgh [^]	W	63-42
M1	at Villanova [^]	W	51-39

BIG EAST Tournament (Hartford, Conn.)

M6	vs. St. John's	W	69-45
M7	vs. Villanova	W	64-59
M8	vs. Connecticut	L	51-67
<i>NCAA Tournament (Storrs, Conn.)</i>			
M20	vs. Hartford	W	62-37
M22	vs. Temple	W	61-54
<i>NCAA Tournament Philadelphia Region (Philadelphia, Pa.)</i>			
M27	vs. Ohio State	W	64-58
M29	vs. Tennessee	L	49-59

[^] indicates BIG EAST Conference game

2005-2006 (27-5)

(16-0 BIG EAST; FIRST)

(H) 11-1, (A) 10-2, (N) 6-2

Coach - C. Vivian Stringer

Assistants - Jollette Law, Carlene Mitchell, Sue Wicks

Captains - Michelle Campbell, Cappie Pondexter

Managers - Pei Chao, Matthew Colquitt,

Donna DeV Vaughn, Devon Grooms, Lamar Jenkins,

Anita Levy, Jonathan Lopez, Hope Robertson,

Sjocquelin Winstead

<i>Junkanoo Jam (Grand Bahama Island)</i>			
N25	vs. North Florida	W	66-36
N26	vs. N.C. State	W	66-56
N29	Bethune-Cookman	W	73-48
<i>KCRG-TV9 Hawkeye Challenge (Iowa City, Iowa)</i>			
D3	vs. San Jose State	W	76-64
D4	at Iowa	W	57-51
D6	at Providence [^]	W	58-45

D9	Old Dominion	W	77-41
D11	at Princeton	W	65-56
D14	at Ole Miss	L	57-67
D30	Texas	W	63-49
J3	at Cincinnati [^]	W	64-51
J7	at Michigan State	L	71-73
J11	at South Florida [^]	W	66-65
J14	Seton Hall [^]	W	63-41
J19	Temple	L	47-48
J21	Louisville [^]	W	80-55
J24	Notre Dame [^]	W	69-43
J28	at Georgetown [^]	W	65-51
F1	St. John's [^]	W	61-51
F4	DePaul [^]	W	67-57
F7	at Connecticut [^]	W	60-56
F10	at West Virginia [^]	W	54-41
F14	Villanova [^]	W	62-56
F19	Syracuse [^]	W	60-43
F22	at Marquette [^]	W	71-50
F25	at Pittsburgh [^]	W	65-50
F27	Connecticut [^]	W	48-42

BIG EAST Tournament (Hartford, Conn.)

M5	vs. Villanova	W	60-37
M6	vs. West Virginia	L	40-56
<i>NCAA Tournament (Trenton, N.J.)</i>			
M19	vs. Dartmouth	W	63-58
M21	vs. TCU	W	82-48

NCAA Tournament Cleveland Region

(Cleveland, Ohio)

M26	vs. Tennessee	L	69-76
-----	---------------	---	-------

[^] indicates BIG EAST Conference game

2006-2007 (27-9)

(12-4 BIG EAST; SECOND)

(H) 11-2, (A) 6-5, (N) 10-2

Coach - C. Vivian Stringer

Assistants - Jollette Law, Carlene Mitchell, Marianne

Stanley

Captains - Essence Carson, Matee Ajavon

Managers - Matthew Colquitt, Donna DeV Vaughn,

Lamar Jenkins, Anita Levy, Hope Robertson,

Sjocquelin Winstead

<i>State Farm Tip-Off (Norman, Okla.)</i>			
N12	vs. Georgia	L	68-78
<i>Time Out for HIV/AIDS (Malibu, Calif.)</i>			
N17	at Pepperdine	L	73-75 OT
N18	vs. Florida	W	88-71
<i>Paradise Jam (Virgin Islands)</i>			
N24	vs. Penn State	W	57-44
<i>Jimmy V Classic, Piscataway, N.J.</i>			
D4	Duke	L	45-85
D7	at DePaul [^]	L	73-87
D9	Princeton	W	76-51
D12	Ole Miss	W	89-83 3ot
D16	Iowa	W	70-53
D30	at Old Dominion	L	55-72
J2	at St. John's [^]	W	67-53
J6	Pittsburgh [^]	W	63-39
J9	South Florida [^]	W	62-36
J13	at Seton Hall [^]	W	62-50
J16	Georgetown [^]	W	71-41
J21	at Louisville [^]	L	50-53
J24	at Temple	W	62-48
J28	Michigan State	W	63-57
J30	Marquette [^]	W	66-56
F3	Cincinnati [^]	W	85-43
F6	at Connecticut [^]	L	50-60
F11	West Virginia [^]	W	55-49
F14	at Syracuse [^]	W	68-40
F17	at Villanova [^]	W	62-32
F20	Providence [^]	W	69-34
F24	at Notre Dame [^]	W	76-60
F26	Connecticut [^]	L	44-70

BIG EAST Tournament (Hartford, Conn.)

M4	vs. DePaul	W	63-55
M5	vs. Marquette	W	63-55
M6	at Connecticut	W	55-47
<i>NCAA Tournament (East Lansing, Mich.)</i>			
M18	vs. East Carolina	W	77-34
M20	vs. Michigan State	W	70-57

NCAA Tournament Greensboro Region (Greensboro, N.C.)			
M24	vs. Duke	W	53-52
M26	vs. Arizona State	W	64-45
NCAA Tournament Final Four (Cleveland, Ohio)			
A1	vs. LSU	W	59-35
A3	vs. Tennessee	L	46-59

^ indicates BIG EAST Conference game

2007-2008 (27-7)

(14-2 BIG EAST; SECOND)

(H) 14-1, (A) 9-4, (N) 4-2

Coach - C. Vivian Stringer

Assistants - Carlene Mitchell, Marianne Stanley,

Tasha Pointer

Captains - Katie Adams, Essence Carson, Matee Ajavon
Managers - Donna DeVaughn, Lamar Jenkins, Anita Levy,
Vanity Jenkins, Shamika Boswell, Sydney Stinson,
Jasmine Sloan, Jessica Adams, Brian Bannerman

N11	Stanford	L	58-60
N16	Creighton	W	62-43
N18	at George Washington	W	67-42
N25	LSU	W	45-43
N28	at Saint Joseph's	W	56-50

Jimmy V Classic (Piscataway, N.J.)

D3	Maryland	W	68-60
D6	at Duke	L	44-49

Maggie Dixon Classic (New York, N.Y.)

D8	vs. Army	W	59-42
D10	California	W	56-51
D12	at Princeton	W	53-48
D30	Temple	W	70-34

J2	Pepperdine	W	55-45
----	------------	---	-------

J5	St. John's^	W	58-50
----	-------------	---	-------

J8	at Marquette^	W	65-61
----	---------------	---	-------

J12	Seton Hall^	W	69-47
-----	-------------	---	-------

J15	at Georgetown^	W	57-47
-----	----------------	---	-------

J20	Louisville^	W	70-57
-----	-------------	---	-------

J22	at Cincinnati^	W	71-41
-----	----------------	---	-------

J26	Villanova^	W	63-54
-----	------------	---	-------

J29	at West Virginia^	L	54-63
-----	-------------------	---	-------

F2	at Pittsburgh^	W	64-60
----	----------------	---	-------

F5	Connecticut^	W	73-71
----	--------------	---	-------

F11	at Tennessee	L	58-59
-----	--------------	---	-------

F16	at USF^	W	71-50
-----	---------	---	-------

F19	Notre Dame^	W	57-51
-----	-------------	---	-------

F23	at Providence^	W	62-43
-----	----------------	---	-------

F27	DePaul^	W	60-46
-----	---------	---	-------

M1	Syracuse^	W	64-49
----	-----------	---	-------

M3	at Connecticut^	L	46-66
----	-----------------	---	-------

BIG EAST Tournament (Hartford, Conn.)

M9	vs. Louisville	L	56-57
----	----------------	---	-------

NCAA Tournament (Des Moines, Iowa)

M22	vs. Robert Morris	W	85-42
-----	-------------------	---	-------

M24	vs. Iowa State	W	69-58
-----	----------------	---	-------

NCAA Tournament Greensboro Region

(Greensboro, N.C.)

M30	vs. George Washington	W	53-42
-----	-----------------------	---	-------

A1	vs. Connecticut	L	56-66
----	-----------------	---	-------

^ indicates BIG EAST Conference game

2008-2009 (21-13)

(9-7 BIG EAST; SEVENTH)

(H) 14-4, (A) 5-7, (N) 2-2

Coach - C. Vivian Stringer

Associate Head Coach: Carlene Mitchell

Assistants - Tasha Pointer, Clarissa Davis-Wrightsil

Captains - Kia Vaughn, Heather Zurich

Managers - Donna DeVaughn, Lamar Jenkins, Anita Levy,
Vanity Jenkins, Shamika Boswell, Sydney Stinson,
Jasmine Sloan, Jessica Adams, Brian Bannerman

N14	Saint Joseph's	W	86-59
-----	----------------	---	-------

N18	Princeton	W	83-35
-----	-----------	---	-------

N21	at California	L	52-66
-----	---------------	---	-------

N23	at Stanford	L	47-81
-----	-------------	---	-------

D1	at Temple	W	64-60
----	-----------	---	-------

Jimmy V Classic (Piscataway, N.J.)

D8	Georgia	W	45-34
----	---------	---	-------

D11	Prairie View AGM	W	58-56
-----	------------------	---	-------

Maggie Dixon Classic (New York, N.Y.)

D14	vs. Army	W	59-38
-----	----------	---	-------

D19	Lafayette	W	61-29
-----	-----------	---	-------

D29	George Washington	W	57-47
-----	-------------------	---	-------

J3	Tennessee	L	51-55
----	-----------	---	-------

J6	at Syracuse^	L	54-68
----	--------------	---	-------

J11	at Louisville^	L	59-64
-----	----------------	---	-------

J14	at Villanova^	W	60-51
-----	---------------	---	-------

J18	Marquette^	W	76-53
-----	------------	---	-------

J20	West Virginia^	W	60-44
-----	----------------	---	-------

J24	at DePaul^	L	58-60
-----	------------	---	-------

J27	at Notre Dame^	W	78-68
-----	----------------	---	-------

J31	USE^	L	56-59
-----	------	---	-------

F3	at Connecticut^	L	56-75
----	-----------------	---	-------

F7	Georgetown^	W	60-47.2ot
----	-------------	---	-----------

F10	Pittsburgh^	L	53-61 ot
-----	-------------	---	----------

F11	Farmingdale State	W	85-25
-----	-------------------	---	-------

F15	at Maryland	L	47-67
-----	-------------	---	-------

F18	at Seton Hall^	W	73-58
-----	----------------	---	-------

F21	Providence^	W	55-42
-----	-------------	---	-------

F24	Cincinnati^	W	71-52
-----	-------------	---	-------

F28	at St. John's^	W	65-48
-----	----------------	---	-------

M2	Connecticut^	L	59-69
----	--------------	---	-------

BIG EAST Tournament (Hartford, Conn.)

M7	vs. Seton Hall	W	79-45
----	----------------	---	-------

M9	vs. Louisville	L	82-87.2ot
----	----------------	---	-----------

NCAA Tournament (Piscataway, N.J.)

M21	vs. VCU	W	57-51
-----	---------	---	-------

M23	vs. Auburn	W	80-52
-----	------------	---	-------

NCAA Tournament (Oklahoma City Region

(Oklahoma City, Okla.)

M29	vs. Purdue	L	61-67
-----	------------	---	-------

^ indicates BIG EAST Conference game

2009-2010 (19-15)

(9-7 BIG EAST; SEVENTH)

(H) 10-5, (A) 5-6, (N) 4-4

Coach - C. Vivian Stringer

Associate Head Coach - Carlene Mitchell

Assistants: Tasha Pointer, Ron Hughes

Captains - Brittany Ray, Myia McCurdy, Rashidat Junaid
Managers - Brian Bannerman, Vanity Jenkins,
Lillian Jacquez, Sydney Stinson, Jessica Adams,

Brittany Lapidus

N15	Stanford	L	66-81
-----	----------	---	-------

N17	Kean	W	85-49
-----	------	---	-------

N19	Boston College	W	59-53
-----	----------------	---	-------

N22	at Georgia	L	48-49
-----	------------	---	-------

Paradise Jam (U.S. Virgin Islands)

N26	vs. Southern California!	W	66-51
-----	--------------------------	---	-------

N27	vs. Mississippi State!	W	62-54
-----	------------------------	---	-------

N28	vs. Texas!	L	67-70
-----	------------	---	-------

D2	Temple	L	51-62
----	--------	---	-------

D5	at Princeton	W	60-50
----	--------------	---	-------

Jimmy V Classic (Piscataway, N.J.)

D7	Florida	W	51-38
----	---------	---	-------

D10	Prairie View AGM	W	50-45
-----	------------------	---	-------

Maggie Dixon Classic (New York, N.Y.)

D13	vs. Tennessee	L	54-68
-----	---------------	---	-------

D20	Central Connecticut	W	62-53
-----	---------------------	---	-------

D30	at George Washington	L	43-45
-----	----------------------	---	-------

J3	DePaul^	W	60-57
----	---------	---	-------

J10	at Pittsburgh^	W	52-46
-----	----------------	---	-------

J13	at Syracuse^	L	66-79
-----	--------------	---	-------

J16	Cincinnati^	W	44-33
-----	-------------	---	-------

J23	Marquette^	W	75-64
-----	------------	---	-------

J26	at Connecticut^	L	36-73
-----	-----------------	---	-------

J30	at Georgetown^	L	50-59
-----	----------------	---	-------

F1	Notre Dame^	L	63-75
----	-------------	---	-------

F6	at USF	W	60-52
----	--------	---	-------

F10	Seton Hall	W	54-55
-----	------------	---	-------

F13	at Villanova	W	49-36
-----	--------------	---	-------

F16	at West Virginia	L	51-55
-----	------------------	---	-------

F21	Syracuse	L	45-76
-----	----------	---	-------

F24	St. John's	L	52-60
-----	------------	---	-------

F27	at Providence	W	67-56
-----	---------------	---	-------

M1	Louisville	W	72-52
----	------------	---	-------

BIG EAST Tournament (Hartford, Conn.)

M6	vs. Cincinnati	W	70-44
----	----------------	---	-------

M7	vs. Georgetown	W	63-56.2OT
----	----------------	---	-----------

M8	vs. West Virginia	L	49-56
----	-------------------	---	-------

NCAA Tournament (Stanford, Calif.)

M20	vs. Iowa	L	63-70
-----	----------	---	-------

^ indicates BIG EAST Conference game

2010-2011 (20-13)

(11-5 BIG EAST; FOURTH)

(H) 12-1, (A) 4-10, (N) 4-2

Coach - C. Vivian Stringer

Associate Head Coach - Carlene Mitchell

Assistants: Tasha Pointer, Chelsea Newton

Captains - Khadijah Rushdan, Nikki Speed

Managers - Jessica Adams, Lillian Jacquez, Lisa Lee,

Jeffrey Louisius, Reubineddem Melamug, Dagman Isaac,

Laurie Damian

N12	at California	L	57-66
N14	at Stanford	L	50-63
N18	Princeton	W	54-53
N22	North Carolina A&T	W	88-59

UNLV Tournament (Las Vegas, Nev.)

N26	vs. Pacific	W	71-39
N27	vs. Oregon State	W	65-52
D1	at Temple	L	58-60
D5	Central Connecticut	W	73-32
D9	Georgetown^	W	70-53
D12	at Boston College	L	75-84
D15	Kean	W	90-56

Maggie Dixon Classic (New York, N.Y.)

D19	vs. Texas A&M	L	50-79
D30	at Tennessee	L	51-87

J3	George Washington	W	60-50
J8	Villanova^	W	57-43
J11	at Syracuse^	W	78-67
J15	at Cincinnati^	W	55-44
J22	Providence^	W	60-39
J26	Connecticut^	L	44-63
J29	at Louisville^	L	45-56
F1	at St. John's^	L	48-51
F6	Syracuse^	W	54-47
F8	Pittsburgh^	W	54-42
F12	at Notre Dame^	L	49-71
F15	at DePaul^	L	62-66
F19	at Marquette^	W	76-55
F23	USF^	W	52-46
F26	West Virginia^	W	67-58
F28	at Seton Hall^	W	71-47

BIG EAST Tournament (Hartford, Conn.)

M6	vs. Marquette	W	68-62
M7	at Connecticut	L	51-75

NCAA Tournament (Shreveport, La.)

M20	vs. Louisiana Tech	W	76-51
M22	vs. Texas A&M	L	48-70

^ indicates BIG EAST Conference game

2011-2012 (22-10)

(10-6 BIG EAST; SIXTH)

(H) 12-3, (A) 6-6, (N) 4-1

Coach - C. Vivian Stringer

Assistants: Tia Jackson, Tasha Pointer, Chelsea Newton

Managers - Aaron Bakr, Ashley Bogar, Keith Flyer,

Kyle Flyer, Nekole Jackson, Jeff Louisius, Jamal McCall,

Sean Morgan, Laura Muriel, Shaina Stiefel,

Monique Wagner

N13	California	W	73-70
N16	Boston College	W	74-58
N19	at La Salle	W	61-48
N22	Lehigh	W	68-40

(San Juan Shootout (San Juan, Puerto Rico))

N25	vs. Georgia Tech	W	59-40
N26	vs. Arizona State	W	59-52
N30	Temple	W	71-50
D2	at Florida	W	63-49
D5	at Miami	L	81-92 2ot
D8	Fordham	W	68-48

D13	Tennessee	L	61-67
D18	Iona	W	62-29
D30	at George Washington	W	75-54
J3	Syracuse^	W	55-44
J7	Cincinnati^	W	58-47
J10	at Pittsburgh^	W	63-39
J14	Louisville^	W	71-68 ot
J17	at St. John's^	L	57-62
J21	at USF^	W	72-66
J24	DePaul^	W	65-64
J29	at Georgetown^	L	36-54
J31	Notre Dame^	L	41-71

F4	at Connecticut^	L	34-66
F12	St John's^	L	52-61
F15	at West Virginia^	L	50-60
F18	at Villanova^	W	61-52
F21	Seton Hall^	W	62-39
F25	at Providence^	W	68-47
F27	Marquette^	W	69-58

BIG EAST Tournament (Hartford, Conn.)

M3	vs. Marquette	W	52-43
M4	at Connecticut	L	34-49

NCAA Tournament (Spokane, Wash.)

M17	at Gonzaga	L	73-86
-----	------------	---	-------

^ indicates BIG EAST Conference game

2012-2013 (16-14)

(7-9 BIG EAST; NINTH)

(H) 13-2, (A) 2-11, (N) 1-1

Coach - C. Vivian Stringer

Assistants: Tia Jackson, Tasha Pointer, Chelsea Newton

Captains - Brittany Lapidus, Chelsey Lee, Monique Oliver,

Erica Wheeler

Managers - Aaron Bakr, Ashley Bogar, Keith Flyer,

Kyle Flyer, Nekole Jackson, Jeff Louisius, Jamal McCall,

Sean Morgan, Laura Muriel, Shaina Stiefel,

Monique Wagner

N11	at Georgia	L	51-57
N14	George Washington	W	56-52
N21	at Temple	W	66-50
N25	Davidson	W	55-49
N29	at Princeton	L	55-71
D2	at Princeton College	L	56-58
D6	LIU Brooklyn	W	58-32
D9	vs. Litchfield	W	73-46
D12	Southern	W	63-49
D16	Miami	W	42-34
D21	Stony Brook	W	72-44
D30	at Tennessee	L	47-66
J2	La Salle	W	54-50
J6	St. John's^	L	44-48
J8	at Louisville^	L	57-66 ot
J13	at Notre Dame^	L	46-71
J16	Providence^	W	87-61
J22	Georgetown^	W	55-47
J27	at Seton Hall^	L	42-45
J30	at Marquette^	W	72-54

F2	Villanova^	W	58-50 OT
F9	Cincinnati^	W	55-46
F12	at DePaul^	L	57-60
F16	Connecticut^	L	45-65
F19	at Syracuse^	L	45-58
F23	at St. John's^	L	48-61
F26	USF^	W	68-56
M2	at Cincinnati^	L	48-56
M4	Pittsburgh^	W	65-44
M9	vs USF	L	39-42

^ indicates BIG EAST Conference game

2013-2014 (28-9)

(12-6 AAC; FOURTH)

(H) 15-3, (A) 11-4, (N) 2-2

Coach - C. Vivian Stringer

Assistants: Tia Jackson, Tasha Pointer, Chelsea Newton

Captains - Kahliah Copper, Christa Evans, Betnijah Laney

Managers - Erin Aplaugh, Christine Connelly, Alana Fer-

ruggiamo, Amber Griffin, Jimmy Lopez, Anthony Lorenzo,

She'Reva Menhenhall, Fabio Messina, Sean Morgan,

Myles Muhan, Lance Ringer, Brian Rodriguez, Damian

Vasquez, Marc Vavaro, Miguel Zara

N10	Princeton	W	79-65
N13	at Northeastern	W	65-51
N17	LaSalle	W	59-57
N20	at Massachusetts	L	63-64
N22	Howard	W	69-38
N29	vs LSU	L	65-69
N30	vs Texas Tech	W	61-52
D4	at Davidson	W	66-35
D12	Wagner	W	83-53
D15	Sacred Heart	W	71-51
D21	Georgia	W	61-58
D28	at USF^	W	66-53

J4	Houston^	W	68-47
J7	at Cincinnati^	W	78-58
J11	SMU^	W	64-54
J14	at Memphis^	L	73-74 OT
J19	UConn^	L	64-94
J22	at UCF^	W	69-48
J25	at Temple^	W	74-68
J28	Louisville^	L	71-80
F1	Memphis^	W	66-48
F4	Cincinnati^	W	58-53
F8	at SMU^	W	65-64
F11	at Houston^	W	74-42
F15	UCF^	W	90-50
F23	at Louisville^	L	58-83
F26	Temple^	W	67-58
M1	at UConn^	L	35-72
M3	USF^	L	51-60
M8	vs SMU	W	68-49
M9	vs Connecticut	L	57-83
<i>WNIT Tournament</i>			
M29	Delaware	W	65-61
M24	Harvard	W	63-52
M27	Seton Hall	W	91-79 2OT
M31	at Bowling Green	W	55-50
A2	at USF	W	62-52
A2	at UTEP	W	56-54

^ indicates American Athletic Conference game

2014-15 (23-10)

(12-6 B16; T-FOURTH)

(H) 11-4, (A) 10-5, (N) 2-1

Coach- C. Vivian Stringer

Assistants: Tia Jackson, Tasha Pointer, Chelsea Newton, Betsy Yonkman

Captain - Betnijah Laney

Managers: Erin Alpaugh, Chris Campbell, Henry Chen, Christine Connelly, Alana Ferruggiaro, Robert Gray, Alexandra Hoesly, James Lopez, She'Reva Mendenhall, Fabio Messina, Sandra Paula, Myia Sanders, Brian Shank, Marc Varvaro, Gianna Vetro, Miguel Zara

N14	ST. JOSEPH'S	W	76-52
N18	NORTHEASTERN	W	74-60
N22	at LSU	W	64-57
N25	at Wagner	W	83-51
N28	COLGATE	W	60-44
N30	DAVIDSON	W	100-44
D4	#6/6 NORTH CAROLINA	L	93-96 2OT
D7	at #25/RV Arkansas	W	64-52
D10	at Temple	W	88-55
D14	#11/13 TENNESSEE	L	45-55
D20	at Iona	W	66-58
D28	at Indiana	W	66-51
J1	at Ohio State	L	68-85
J4	#20/20 IOWA	L	72-79
J7	MICHIGAN	W	81-68
J10	at Penn State	W	71-51
J15	#8/8 MARYLAND	L	59-71
J18	at Wisconsin	W	73-61
J25	#21/RV MINNESOTA	W	66-61
J29	at Purdue	W	58-49
F2	PENN STATE	W	76-65
F5	#19/18 NEBRASKA	W	46-43
F8	at Michigan	W	57-50
F10	at #5/5 Maryland	L	69-80
F14	PURDUE	W	78-49
F17	ILLINOIS	W	80-56
F22	at Michigan State	L	50-60
F26	at #25/RV Northwestern	L	60-80
M1	INDIANA	W	71-60
<i>Big Ten Tournament (Hoffman Estates, Ill.)</i>			
M5	vs. No. 12 Indiana	W	63-52
M6	vs. No. 4 Northwestern	L	57-62
<i>NCAA Tournament (Storrs, Conn.)</i>			
M21	vs. No. 9 Seton Hall	W	79-66
M23	vs. No. 1 UConn	L	55-91

Alabama-Birmingham, University of (1-0)

<i>NCAA Tournament West Region Semifinal (Portland, Ore.)</i>			
3-25-00	(N)	60-45	W

Arizona, University of (2-0)

1-2-88	(H)	77-54	W
<i>NCAA Tournament Second Round</i>			
3-14-99	(H)	90-47	W

Arizona State University (3-2)

12-1-84	(H)	75-76	L
<i>RU Coca-Cola Classic Final</i>			
11-29-98	(H)	67-48	W
<i>ASU Holiday Classic Final</i>			
12-2-01	(A)	56-59	L
<i>NCAA Tournament (Greensboro Region) Regional Final</i>			
3-26-06	(N)	64-45	W
<i>San Juan Shootout (San Juan, Puerto Rico)</i>			
11-26-11	(N)	59-52	W

Arkansas, University of (3-0)

11-30-85	(H)	72-63	W
<i>Bell Atlantic Holiday Tournament First Round</i>			
12-28-90	(H)	89-60	W
12-07-14	(A)	64-52	W

Auburn University (1-1)

<i>Miami Women's Court Classic Final (Miami, Fla.)</i>			
1-5-85	(N)	48-61	L
<i>NCAA Tournament Second Round</i>			
3-23-09	(H)	80-52	W

Bethune-Cookman College (1-0)

11-29-05	(H)	73-48	W
----------	-----	-------	---

Boston College (14-10)

12-2-12	(A)	56-58	L
<i>(East Rutherford, N.J.)</i>			
2-9-84	(N)	74-61	W
12-30-86	(A)	80-60	W
12-22-88	(H)	71-53	W
1-4-96	(H)	79-63 ^A	W
2-14-96	(A)	59-50 ^A	L
<i>BIG EAST Tournament First Round (Storrs, Conn.)</i>			
3-2-96	(N)	65-63	W
2-25-97	(H)	67-52 ^A	L
1-14-98	(A)	74-65 ^A	L
2-21-98	(H)	57-54 ^A	W
<i>BIG EAST Tournament Quarterfinal</i>			
3-1-98	(H)	61-52	W
2-6-99	(A)	71-52 ^A	W
2-23-00	(H)	73-51 ^A	W
1-13-01	(H)	75-66 (OT) ^A	W
1-19-02	(A)	56-59 ^A	L
<i>BIG EAST Tournament Quarterfinal</i>			
3-3-02	(H)	59-64	L
3-4-03	(H)	71-72 ^A	L
2-8-04	(A)	72-78 ^A	L
<i>BIG EAST Tournament Final (Hartford, Conn.)</i>			
3-9-04	(N)	57-75	L
1-26-05	(A)	71-60 ^A	W
2-22-05	(H)	54-36 ^A	W
11-19-09	(H)	59-53	W
12-12-10	(A)	75-84	L
11-16-11	(H)	74-58	W

Boston University (4-0)

12-6-80	(A)	106-76	W
12-5-81	(H)	94-70	W
12-4-82	(A)	81-60	W
12-10-83	(H)	73-43	W

Bowling Green University (1-0)

<i>WNIT Quarterfinals</i>			
3-31-14	(A)	55-50	W

Brooklyn College (2-1)

1-28-75	(A)	52-44	W
2-13-76	(H)	66-61	W
1-4-77	(A)	68-47	L

Buffalo, University at (1-0)

<i>RU Coca-Cola Classic First Round</i>			
11-28-98	(H)	70-47	W

California-Berkeley, University of (4-2)

11-17-00	(H)	66-47	W
11-24-02	(A)	56-49	W
12-10-07	(H)	56-51	W
11-21-08	(A)	52-66	L
11-12-10	(A)	57-66	L
11-13-11	(H)	73-70	W

California-Los Angeles, University of (3-3)

<i>Manufacturer's Hanover Tournament Final (Madison Square Garden)</i>			
1-2-78	(N)	77-104	L
<i>(East Rutherford, N.J.)</i>			
12-3-81	(N)	91-69	W
12-20-92	(H)	71-56	W
1-3-94	(A)	78-88 (OT)	L
<i>PAC-10/BIG EAST Challenge</i>			
12-27-97	(A)	93-96 (OT)	L
12-21-99	(H)	72-46	W

Central Connecticut State (2-0)

12-20-09	(H)	62-53	W
12-5-10	(H)	73-32	W

Central Florida, University of (2-0)

1-22-14	(A)	69-48 #	W
2-15-14	(H)	90-50 #	W

Central Missouri State University (1-0)

<i>IAIAW Tournament First Round</i>			
3-14-80	(H)	87-75	W

Cheyney State University (3-6)

2-26-77	(A)	62-67	L
2-11-78	(H)	69-73	L
<i>Queens Christmas Tournament Second Round (Flushing, N.Y.)</i>			
12-28-78	(N)	57-61	L
2-13-79	(A)	57-64	L
2-12-80	(H)	82-59	W
2-18-81	(H)	54-72	L
<i>Manufacturer's Hanover Tournament Final (Madison Square Garden)</i>			
12-20-81	(N)	86-82	W
2-17-82	(H)	53-67	L
2-14-85	(H)	80-61	W

Cincinnati, University of (11-1)

1-3-06	(A)	64-51 ^A	W
2-3-07	(H)	85-43 ^A	W
1-22-08	(A)	71-41 ^A	W
2-24-09	(H)	71-52 ^A	W
1-16-10	(H)	44-33 ^A	W
<i>BIG EAST Tournament First Round</i>			
3-6-10	(N)	70-44 ^A	W
1-15-11	(A)	55-44 ^A	W
1-7-12	(H)	58-47 ^A	W
2-9-13	(H)	55-46 ^A	W
3-2-13	(A)	48-56 ^A	L
1-7-14	(A)	78-58 #	W
2-4-14	(H)	58-53 #	W

Clemson University (2-2)

<i>IAIAW Tournament First Round</i>			
3-18-81	(H)	99-76	W
<i>Bell Atlantic Holiday Tournament Final</i>			
12-29-92	(H)	67-58	L
11-30-03	(A)	64-69	L
12-18-04	(H)	66-51	W

Colgate University (1-0)

11-28-14	(H)	60-44	W
----------	-----	-------	---

Colorado, University of (0-1)

<i>Bell Atlantic Holiday Tournament Final</i>			
12-28-93	(H)	47-79	L

Colorado State University (0-1)

<i>Women's Preseason NIT Final</i>			
11-20-98	(A)	60-71	L

R SERIES VERSUS OPPONENTS

PLAYERS

COACHES

OUTLOOK

REVIEW

RUTGERS

HISTORY

MEDIA

Connecticut, University of (6-35)

1-24-96	(A)	68-96*	L
2-18-96	(H)	61-73*	L
2-16-13	(H)	45-65*	L
<i>BIG EAST Tournament Quarterfinal</i>			
3-3-96	(A)	64-93	L
1-15-97	(A)	45-78*	L
12-31-97	(A)	69-82*	L
2-10-98	(H)	70-74*	W

BIG EAST Tournament Final

3-3-98	(H)	57-67	L
1-27-99	(H)	55-56*	L
1-17-00	(A)	50-65*	L
2-12-00	(H)	45-49*	L

BIG EAST Tournament Final

3-7-00	(A)	59-79	L
2-14-01	(A)	45-70*	L

BIG EAST Tournament Semifinal

3-5-01	(A)	94-66	L
2-23-02	(H)	42-80*	L
<i>(Hartford, Conn.)</i>			

1-8-03	(A)	62-67*	L
<i>(Hartford, Conn.)</i>			

1-19-04	(A)	47-72*	L
2-14-04	(H)	43-66*	L
<i>(Hartford, Conn.)</i>			

2-3-05	(A)	44-57*	L
2-13-05	(H)	76-62*	W

BIG EAST Tournament Final (Hartford, Conn.)

3-8-05	(A)	51-67	L
2-7-06	(A)	60-56*	W
2-27-06	(H)	48-42*	W
2-6-07	(A)	50-60*	L
2-26-07	(H)	44-70*	L

BIG EAST Tournament Final

3-8-07	(A)	55-47	W
2-6-08	(H)	73-71*	W
3-3-08	(A)	46-66*	L

NCAA Tournament (Greensboro Region)

Regional Final

4-1-08	(N)	56-66	L
2-3-09	(A)	56-75*	L
3-2-09	(H)	59-69*	L
1-26-10	(A)	36-73*	L
1-26-11	(H)	44-63*	L

Big East Tournament Semifinal (Hartford, Conn.)

3-7-11	(A)	51-75	L
2-4-12	(A)	66-34*	L

Big East Tournament Quarterfinals (Hartford, Conn.)

3-4-12	(A)	34-49	L
2-16-13	(H)	45-65*	L
1-19-14	(H)	94-64 #	L
3-1-14	(A)	72-35 #	L

AAC Tournament Semifinals

3-9-14	(N)	57-83	L
--------	-----	-------	---

NCAA Tournament (Second Round)

3-23-15	(N)	55-91	L
---------	-----	-------	---

Creighton University (1-0)

11-16-07	(H)	62-43	W
----------	-----	-------	---

Dartmouth College (3-0)

Dartmouth/Burger King Classic Final

1-17-81	(A)	77-50	W
---------	-----	-------	---

NCAA Tournament First Round

3-12-99	(H)	84-70	W
---------	-----	-------	---

NCAA Tournament First Round (Trenton, N.J.)

3-19-06	(N)	63-58	W
---------	-----	-------	---

Davidson College (3-0)

11-25-12	(H)	55-49	W
----------	-----	-------	---

12-04-13	(A)	66-35	W
----------	-----	-------	---

11-30-14	(H)	100-44	W
----------	-----	--------	---

Delaware, University of (2-1)

EIAW Mid-Atlantic Region Tournament Second Round (Pittsburgh, Pa.)

3-14-76	(N)	56-97	L
---------	-----	-------	---

EIAW Mid-Atlantic Region Tournament Consolation

3-12-77	(N)	78-75	W
---------	-----	-------	---

WNIT First Round

3-20-14	(H)	65-61	W
---------	-----	-------	---

DePaul University (5-4)

2-4-06	(H)	67-57*	W
--------	-----	--------	---

12-7-06	(A)	73-87*	L
---------	-----	--------	---

BIG EAST Tournament Quarterfinals (Hartford, Conn.)

3-4-07	(N)	55-63	W
--------	-----	-------	---

2-27-08	(H)	60-46*	W
---------	-----	--------	---

1-24-09	(A)	58-60*	L
---------	-----	--------	---

1-2-10	(H)	60-57*	W
--------	-----	--------	---

2-15-11	(A)	62-66*	L
---------	-----	--------	---

1-24-12	(H)	65-64*	W
---------	-----	--------	---

2-12-13	(A)	57-60*	L
---------	-----	--------	---

District of Columbia, University of (2-0)

2-21-81	(H)	82-63	W
---------	-----	-------	---

2-7-82	(H)	85-56	W
--------	-----	-------	---

Drake University (1-0)

RU Coca-Cola Classic Final

11-30-97	(H)	77-74	W
----------	-----	-------	---

Duke University (2-3)

NCAA Tournament First Round

3-12-87	(H)	78-64	W
---------	-----	-------	---

ACC Big Four Challenge (Greensboro, N.C.)

12-28-96	(N)	36-74	L
----------	-----	-------	---

Jimmy V Classic

12-4-06	(H)	45-85	L
---------	-----	-------	---

NCAA Tournament Regional Semifinals (Greensboro, N.C.)

3-24-07	(N)	53-52	W
---------	-----	-------	---

12-6-07	(A)	44-49	L
---------	-----	-------	---

Duquesne University (23-0)

11-26-83	(H)	79-44*	W
----------	-----	--------	---

2-21-85	(A)	94-58*	W
---------	-----	--------	---

2-17-86	(A)	95-52*	W
---------	-----	--------	---

3-1-86	(H)	93-60*	W
--------	-----	--------	---

12-6-86	(A)	92-54*	W
---------	-----	--------	---

1-24-87	(H)	93-39*	W
---------	-----	--------	---

A-10 Tournament Quarterfinal

3-2-87	(H)	99-65	W
--------	-----	-------	---

1-9-88	(H)	108-33*	W
--------	-----	---------	---

2-11-88	(A)	108-47*	W
---------	-----	---------	---

11-30-88	(A)	92-53*	W
----------	-----	--------	---

2-19-89	(H)	94-56*	W
---------	-----	--------	---

A-10 Tournament Quarterfinal

3-9-89	(H)	92-57	W
--------	-----	-------	---

2-17-90	(H)	77-53*	W
---------	-----	--------	---

2-26-90	(A)	92-64*	W
---------	-----	--------	---

12-11-90	(H)	97-52*	W
----------	-----	--------	---

2-12-91	(A)	80-58*	W
---------	-----	--------	---

1-14-92	(A)	73-61*	W
---------	-----	--------	---

2-22-92	(H)	77-61*	W
---------	-----	--------	---

1-22-94	(A)	78-58*	W
---------	-----	--------	---

2-22-94	(A)	91-44*	W
---------	-----	--------	---

2-4-95	(H)	67-66*	W
--------	-----	--------	---

2-18-95	(A)	67-52*	W
---------	-----	--------	---

A-10 Tournament Quarterfinal (Philadelphia, Pa.)

3-9-95	(N)	63-61	W
--------	-----	-------	---

East Carolina University (1-0)

NCAA Tournament, First Round (East Lansing, Mich.)

3-18-07	(N)	77-34	W
---------	-----	-------	---

East Stroudsburg University (3-0)

EIAW Mid-Atlantic Region Tournament Consolation

Third Round (Philadelphia, Pa.)

3-15-77	(N)	73-52	W
---------	-----	-------	---

2-4-78	(A)	90-52	W
--------	-----	-------	---

2-3-79	(H)	104-64	W
--------	-----	--------	---

Edinboro State University (1-0)

EIAW Mid-Atlantic Region Tournament Quarterfinal

(Towson, Md.)

3-2-79	(N)	95-56	W
--------	-----	-------	---

Fairfield University (2-0)

12-8-84	(H)	64-50	W
---------	-----	-------	---

12-1-90	(H)	86-59	W
---------	-----	-------	---

Fairleigh Dickinson University (4-0)

12-4-79	(A)	69-46	W
---------	-----	-------	---

12-2-80	(H)	116-57	W
---------	-----	--------	---

12-1-81	(A)	79-54 (u)	W
---------	-----	-----------	---

11-30-82	(H)	81-51	W
----------	-----	-------	---

Farmingdale State (1-0)

2-11-09	(H)	85-25	W
---------	-----	-------	---

Florida, University of (3-2)

<i>Brother Holiday Classic Final</i>			
12-10-95	(H)	55-69	L
<i>State Farm Classic Final</i>			
12-29-00	(A)	58-55	L
<i>Timeout for HIV/AIDS (Malibu, Calif.)</i>			
11-18-06	(N)	88-71	W
<i>Jimmy V Classic</i>			
12-7-09	(H)	51-38	W
12-2-11	(N)	63-49	W

Fordham University (5-0)

<i>Wagner Christmas Classic First Round (Staten Island, N.Y.)</i>			
12-27-76	(N)	81-70	W
11-29-78	(H)	68-61	W
12-8-79	(A)	61-55	W
11-28-90	(H)	77-69	W
12-8-11	(H)	68-48	W

Georgetown University (18-4)

2-21-95	(H)	65-63 ^A	W
1-7-97	(H)	69-64 ^A	L
2-8-97	(A)	67-59 ^A	W
1-21-98	(A)	63-52 ^A	W
12-30-98	(H)	79-67 ^A	W
1-20-99	(A)	67-64 (201) ^A	W
1-12-00	(A)	60-48 ^A	W
2-27-01	(A)	65-48 ^A	W
1-9-02	(H)	57-67 ^A	L
2-22-03	(A)	93-52 ^A	W
1-25-04	(H)	67-64 ^A	W
2-21-04	(A)	71-66 ^A	W
1-13-05	(H)	69-33 ^A	W
1-28-06	(A)	65-51 ^A	W
1-16-07	(H)	71-41 ^A	W
1-15-08	(A)	57-47 ^A	W
2-7-09	(H)	60-47 (201) ^A	W
1-30-10	(A)	50-59 ^A	L
<i>BIG EAST Tournament Second Round</i>			
3-7-10	(N)	63-56 (2IT)	W
12-9-10	(H)	70-53 ^A	W
1-29-12	(A)	36-54 ^A	L
1-22-13	(H)	55-47 ^A	W

George Washington University (31-9)

1-8-81	(H)	95-43	W
11-14-12	(H)	56-52	W
<i>A-10 Tournament Quarterfinal</i>			
3-4-83	(H)	96-60	W
1-21-84	(A)	66-57 ^A	W
<i>A-10 Tournament Quarterfinal (University Park, Pa.)</i>			
3-2-84	(N)	83-53	W
2-16-85	(H)	82-57 ^A	W
1-4-86	(H)	75-37 ^A	W
1-15-86	(A)	75-65 ^A	W
<i>A-10 Tournament Quarterfinal (Morgantown, W.Va.)</i>			
3-5-86	(N)	90-50	W
1-8-87	(H)	99-57 ^A	W
2-3-87	(A)	83-56 ^A	W
12-5-87	(A)	89-81 ^A	W
1-30-88	(H)	91-66 ^A	W
1-14-89	(H)	67-58 ^A	W
1-23-89	(A)	71-49 ^A	W
1-22-90	(H)	65-57 ^A	W
2-3-90	(A)	74-64 ^A	W
1-24-91	(H)	78-47 ^A	W
2-9-91	(A)	68-77 ^A	L
2-13-92	(A)	61-49 ^A	L
3-5-92	(H)	66-64 ^A	W
<i>A-10 Tournament Final</i>			
3-14-92	(H)	57-62	L
2-6-93	(A)	76-63 ^A	W
3-6-93	(H)	62-85 ^A	L
1-29-94	(H)	99-87 (OT) ^A	W
2-16-94	(A)	78-71 ^A	W
<i>A-10 Tournament Final (Philadelphia, Pa.)</i>			
3-13-94	(N)	79-71	W
1-7-95	(A)	70-73 ^A	L
1-22-95	(H)	75-74 ^A	W
<i>A-10 Tournament Final (Philadelphia, Pa.)</i>			
3-11-95	(N)	59-82	L

12-4-99	(A)	58-62	L
<i>RU Coca-Cola Classic Final</i>			
11-26-00	(H)	81-54	W
12-12-01	(A)	54-58 (OT)	L
12-29-02	(H)	87-72	W
11-18-07	(A)	67-42	W
<i>NCAA Tournament Regional Semifinals (Greensboro, N.C.)</i>			
3-30-08	(N)	53-42	W
12-29-08	(H)	57-47	W
12-30-09	(A)	43-45	L
1-3-11	(H)	60-50	W
12-20-11	(A)	75-54	W

Georgia, University of (4-9)

<i>Orange Crush Classic Final (Chicago, Ill.)</i>			
11-27-82	(N)	61-76	L
<i>Ohio State Buckeye Classic First Round (Columbus, Ohio)</i>			
12-29-84	(N)	80-89	L
<i>Bell Atlantic Holiday Tournament Final</i>			
12-30-90	(H)	58-57	W
12-8-94	(A)	70-105	L
12-28-94	(H)	74-92	L
<i>NCAA Tournament West Region Final (Portland, Ore.)</i>			
3-27-00	(N)	59-51	W
<i>Honda Elite 4 Holiday Classic (Lake Buena Vista, Fla.)</i>			
12-3-00	(N)	53-82	L
<i>NCAA Tournament Second Round</i>			
3-24-03	(A)	64-74	L
<i>State Farm Tip-Off Classic (Norman, Okla.)</i>			
11-12-06	(N)	69-78	L
<i>Jimmy V Classic (Piscataway, N.J.)</i>			
12-8-08	(H)	45-34	W
11-22-09	(A)	48-49	L
11-11-12	(A)	51-57	L
12-21-13	(H)	61-58	W

Georgia Southern University (1-0)

<i>AAIAW Tournament First Round</i>			
3-21-82	(H)	89-79	W

Georgia Tech (1-0)

<i>San Juan Shootout (San Juan, Puerto Rico)</i>			
11-25-11	(N)	59-40	W

Glassboro State College (4-2)

2-25-75	(A)	65-73	L
2-24-76	(H)	67-70	L
2-22-77	(A)	66-60	W
2-21-78	(H)	113-77	W
2-20-79	(A)	93-61	W
2-19-80	(H)	116-98	W

Gonzaga (0-1)

<i>NCAA Tournament First Round (Spokane, Wash.)</i>			
3-17-12	(A)	73-86	L

Hartford, University of (1-0)

<i>NCAA Tournament First Round (Storrs, Conn.)</i>			
3-20-05	(N)	62-37	W

Harvard University (3-0)

12-21-02	(H)	79-40	W
12-30-03	(A)	77-70	W
<i>WNIT Second Round</i>			
3-24-14	(H)	63-52	W

Hofstra University (3-0)

3-4-75	(A)	76-44	W
3-4-76	(H)	81-41	W
3-5-77	(A)	101-52	W

Holy Cross, College of the (2-1)

1-19-91	(A)	67-78	L
11-26-91	(H)	78-69	W
<i>NCAA Tournament First Round</i>			
3-17-00	(H)	91-70	W

Houston (2-0)

1-4-14	(H)	68-47 #	W
2-11-14	(A)	24-42 #	W

R SERIES VERSUS OPPONENTS

PLAYERS

COACHES

OUTLOOK

REVIEW

RUTGERS

HISTORY

MEDIA

Howard University (2-1)

<i>EIAIW Mid-Atlantic Region Tournament</i>			
<i>First Round (College Park, Md.)</i>			
3-3-78	(N)	81-64	W
<i>Brother Holiday Classic First Round</i>			
11-30-96	(H)	55-59	L
11-22-13	(H)	69-38	W

Illinois University (1-0)

2-27-15	(H)	80-56	W
---------	-----	-------	---

Immaculata College (0-2)

<i>EIAIW Mid-Atlantic Region Tournament</i>			
<i>First Round (Philadelphia, Pa.)</i>			
3-10-77	(N)	70-83	L
2-7-78	(A)	53-72	L

Indiana University (4-0)

<i>Women's Preseason NIT Semifinal (Fort Collins, CO)</i>			
11-19-98	(N)	60-53	W
12-28-14	(A)	68-51	W
3-01-15	(H)	71-60	W
<i>Big Ten Tournament Second Round (Hoffman Estates, Ill.)</i>			
3-05-15	(N)	63-52	W

Iona College (3-0)

12-20-14	(A)	66-58	W
<i>Wagner Christmas Classic First Round (Staten Island, N.Y.)</i>			
12-27-77	(N)	90-54	W
12-18-11	(H)	62-29	W

Iowa, University of (2-2)

<i>Hawkeye Challenge Final (Iowa City, Iowa)</i>			
12-4-05	(A)	57-51	W
12-16-06	(H)	70-53	W
<i>NCAA Tournament First Round</i>			
<i>(Palo Alto, Calif.)</i>			
3-20-10	(N)	63-70	L
1-4-15	(H)	79-72	L

Iowa State University (2-0)

<i>NCAA Tournament Second Round</i>			
3-16-98	(A)	62-61	W
<i>NCAA Tournament, Second Round (Des Moines, Iowa)</i>			
3-24-08	(N)	69-58	W

Kansas, University of (3-0)

1-14-78	(A)	60-52	W
<i>Orange Bowl Classic Final (Miami, Fla.)</i>			
12-29-79	(N)	65-60	W
<i>Bell Atlantic Holiday Tournament First Round</i>			
12-29-88	(H)	73-56	W

Kansas State University (1-0)

1-8-80	(H)	81-56	W
--------	-----	-------	---

Kean College (7-1)

2-6-75	(H)	64-51	W
2-5-76	(A)	55-69	L
2-3-77	(H)	104-70	W
2-2-78	(A)	96-85	W
1-13-79	(H)	77-71	W
2-27-80	(A)	122-71	W
11-17-09	(H)	85-49	W
12-15-10	(H)	90-56	W

Kentucky, University of (2-3)

1-12-80	(A)	78-97	L
1-11-81	(H)	69-67 (OT)	W
2-16-83	(H)	80-89	L
1-17-84	(A)	45-74	L
<i>Paradise Jam Third Round (U.S. Virgin Islands)</i>			
11-27-04	(N)	75-60	W

Lafayette (1-0)

12-19-08	(H)	61-29	W
----------	-----	-------	---

Lamar University (1-0)

<i>Bell Atlantic Holiday Tournament Final</i>			
12-29-91	(H)	98-84	W

La Salle University (6-1)

12-7-76	(H)	85-93	L
11-29-80	(H)	111-64	W
11-28-81	(H)	105-58	W
1-2-13	(H)	54-50	W
<i>La Salle Christmas Tournament Third Round</i>			
12-30-83	(A)	82-59	W
11-19-11	(A)	61-48	W
11-17-13	(H)	59-57	W

Lehigh University (2-0)

12-11-76	(H)	80-58	W
11-22-11	(H)	68-40	W

Long Beach State University (2-2)

<i>AIAW Eastern Satellite Tournament Consolation (Bronx, N.Y.)</i>			
3-23-79	(N)	96-84	W
<i>Manufacturer's Hanover Tournament</i>			
<i>First Round (Madison Square Garden)</i>			
12-19-80	(N)	71-64	W
<i>AIAW Tournament Second Round</i>			
3-21-81	(A)	73-77	L
1-9-85	(H)	66-80	L

Long Island University (3-0)

1-27-79	(H)	117-53	W
2-16-81	(H)	106-60	W
12-6-12	(H)	58-32	W

Louisiana State University (6-2)

<i>Orange Bowl Classic First Round (Miami, Fla.)</i>			
12-28-79	(N)	85-69	W
<i>Arizona Tournament Second Round (Tucson, Ariz.)</i>			
12-3-94	(N)	82-72	W
12-2-03	(A)	68-78	L
1-5-05	(H)	51-49 (OT)	W
<i>NCAA Tournament Final Four (Cleveland, Ohio)</i>			
4-1-07	(N)	59-35	W
11-25-07	(H)	45-43	W
<i>Battle of Brooklyn</i>			
11-29-13	(N)	69-65	L
11-22-14	(A)	64-57	W

Louisiana Tech University (2-3)

<i>Manufacturer's Hanover Tournament</i>			
<i>First Round (Madison Square Garden)</i>			
12-22-79	(N)	89-93 (OT)	L
<i>Manufacturer's Hanover Tournament Final</i>			
<i>(Madison Square Garden)</i>			
12-21-80	(N)	60-67	L
<i>Manufacturer's Hanover Tournament</i>			
<i>First Round (Madison Square Garden)</i>			
12-19-81	(N)	73-83	L
<i>NCAA Tournament, First Round (Shreveport, LA.)</i>			
3-20-11	(A)	76-51	W
<i>Maggie Dixon Classic (Madison Square Garden)</i>			
12-9-12	(N)	73-46	W

Louisville, University of (4-8)

1-21-06	(H)	80-55 ^A	W
1-21-07	(A)	50-53 ^A	L
1-20-08	(H)	70-57 ^A	W
1-8-13	(A)	57-66 (OT) ^A	L
<i>BIG EAST Tournament Quarterfinal</i>			
3-9-08	(N)	58-57	L
1-11-09	(A)	59-64 ^A	L
<i>BIG EAST Tournament First Round (Hartford, Conn.)</i>			
3-8-09	(N)	82-87 (2OT)	L
3-1-10	(H)	72-52 ^A	W
1-29-11	(A)	45-56 ^A	L
1-14-12	(H)	71-68 (OT) ^A	W
1-28-14	(H)	71-80	L
2-23-14	(A)	58-73	L

Loyola College (MD) (4-0)

12-1-92	(H)	66-49	W
1-12-94	(A)	78-61	W
<i>Vanderbilt Classic First Round (Nashville, Tenn.)</i>			
12-28-95	(N)	67-45	W
<i>RU Coca-Cola Classic First Round</i>			
11-29-97	(H)	72-41	W

Maine, University of (1-1)

11-29-89	(A)	67-75	L
<i>Bell Atlantic Holiday Tournament First Round</i>			
12-27-92	(H)	71-43	W

Manhattan College (2-0)

1-22-81	(H)	97-62	W
12-17-83	(H)	79-71 (OT)	W

Marquette University (11-0)

2-22-06	(A)	71-50 [^]	W
1-30-07	(H)	66-56 [^]	W
1-30-13	(A)	72-54 [^]	W

BIG EAST Tournament Semifinals (Hartford, Conn.)

3-5-07	(N)	66-56	W
1-8-08	(A)	65-61 [^]	W
1-18-08	(H)	76-53 [^]	W
1-23-10	(H)	75-64 [^]	W
2-19-11	(A)	76-55 [^]	W

BIG EAST Tournament Quarterfinals (Hartford, Conn.)

3-6-11	(N)	68-62	W
2-27-12	(H)	69-58 [^]	W

BIG EAST Tournament Second Round (Hartford, Conn.)

3-3-12	(N)	52-43	W
--------	-----	-------	---

Maryland, University of (11-20)

12-19-76	(A)	67-93	L
----------	-----	-------	---

EIAIW Mid-Atlantic Region Tournament Second Round

3-10-78	(A)	88-96	L
---------	-----	-------	---

EIAIW Mid-Atlantic Region Tournament Fifth-Place Game

3-11-78	(A)	85-99	L
---------	-----	-------	---

2-1-79	(A)	85-76	W
--------	-----	-------	---

EIAIW Mid-Atlantic Region Tournament Final (Towson, Md.)

3-10-79	(N)	80-75	W
---------	-----	-------	---

Manufacturer's Hanover Tournament Consolation
(Madison Square Garden)

12-23-79	(N)	77-78	L
2-2-80	(H)	85-77	W

EIAIW Mid-Atlantic Region Tournament Final

3-8-80	(A)	70-79	L
1-31-81	(A)	69-80	L

EIAIW Mid-Atlantic Region Tournament Final
(Philadelphia, Pa.)

3-17-81	(N)	69-72	L
1-30-82	(H)	66-69	L
1-26-83	(A)	66-83	L
1-22-84	(A)	71-80	L
1-19-85	(H)	80-66	W
1-21-86	(H)	77-65	W
2-4-87	(A)	84-76	W

Orange Bowl/Burger King Invitational First Round (Miami, Fla.)

12-28-87	(N)	79-76	W
1-27-88	(H)	85-83	W
2-1-89	(A)	71-84	L
2-24-90	(H)	67-77	L
1-4-92	(H)	72-78	L
12-8-92	(H)	52-59	L
2-9-94	(A)	55-64	L
12-10-94	(H)	73-76	L
12-2-95	(A)	54-58	L
11-15-97	(H)	67-44	W
12-22-98	(A)	81-61	W

Jimmy V. Classic

12-3-07	(H)	69-60	W
2-15-09	(A)	47-67	L

Big Ten Regular Season

1-15-15	(H)	59-71 ~	L
2-10-15	(A)	69-80 ~	L

Massachusetts, University of (25-3)

1-25-78	(A)	88-69	W
1-23-79	(H)	74-61	W
1-14-84	(H)	86-51 [^]	W
1-15-85	(A)	80-48 [^]	W
1-25-86	(H)	85-65 [^]	W
2-1-86	(A)	95-55 [^]	W
1-22-87	(A)	72-51 [^]	W
2-12-87	(H)	81-48 [^]	W
1-23-88	(A)	90-57 [^]	W
2-29-88	(H)	87-51 [^]	W
1-26-89	(H)	96-57 [^]	W
3-2-89	(A)	72-47 [^]	W

1-6-90	(H)	67-45 [^]	W
2-10-90	(A)	68-55 [^]	W
<i>A-10 Tournament Quarterfinal</i>			
3-7-90	(H)	86-55	W
1-3-91	(A)	81-31 [^]	W
2-2-91	(H)	62-26 [^]	W
1-9-92	(H)	71-35 [^]	W
2-1-92	(A)	77-52 [^]	W
2-10-93	(A)	65-47 [^]	W
2-27-93	(H)	71-63 [^]	W
2-28-94	(H)	88-66 [^]	W
3-8-94	(A)	77-59 [^]	W
1-12-95	(H)	67-78 [^]	L
2-7-95	(A)	57-74 [^]	L
1-2-00	(H)	66-52	W
12-10-00	(A)	78-57	W
11-20-13	(A)	63-64	L

Memphis (1-1)

1-14-14	(A)	73-74 (OT) #	L
2-1-14	(H)	66-48 #	W

Miami (Fla.), University of (13-8)

2-4-84	(H)	58-63	L
1-28-89	(H)	97-54	W
12-8-90	(A)	67-57	W
12-8-91	(H)	53-72	L
1-17-96	(A)	45-58 [^]	L
12-9-96	(A)	57-44 [^]	W
2-5-97	(H)	41-49 [^]	L
1-28-98	(H)	77-65 [^]	W
12-16-12	(H)	42-34	W

BIG EAST Tournament Semifinal

3-2-98	(H)	81-62	W
1-5-99	(H)	68-54 [^]	W
2-10-99	(A)	66-57 [^]	W

BIG EAST Tournament Quarterfinal

2-28-99	(H)	79-53	W
1-5-00	(H)	65-48 [^]	W
1-27-01	(A)	39-37 [^]	W
1-5-02	(H)	53-67 [^]	L
1-26-02	(A)	55-65 [^]	L
2-4-03	(H)	65-56 [^]	W

BIG EAST Tournament Quarterfinal

3-9-03	(H)	74-77	L
1-31-04	(A)	76-69 [^]	W
12-5-11 (A)	92-81 (20T)	L

Michigan, University of (3-0)
Women's Preseason NIT Semifinal

11-19-03	(H)	65-50	W
1-7-15	(H)	81-68 ~	W
2-8-15	(A)	57-50 ~	W

Michigan State University (2-2)

1-7-06	(A)	71-73	L
1-28-07	(H)	63-57	W
<i>NCAA Tournament, Second Round (East Lansing, Mich.)</i>			
3-20-07	(N)	70-57	W
2-22-15	(A)	50-60 ~	L

Minnesota, University of (2-0)
AIAW Tournament Quarterfinal

3-23-82	(H)	83-75	W
---------	-----	-------	---

Big Ten Regular Season

1-25-15	(H)	66-61 ~	W
---------	-----	---------	---

Mississippi, University of (2-2)
La Salle Christmas Tournament Second Round
(Philadelphia, Pa.)

12-29-83	(N)	59-70	L
----------	-----	-------	---

Women's Preseason NIT Second Round

11-16-03	(H)	65-50	W
12-14-05	(A)	57-67	L
12-12-06	(H)	89-84 (30T)	W

Mississippi State (1-0)
Paradise Jam Second Round (U.S. Virgin Islands)

11-27-09	(N)	62-54	W
----------	-----	-------	---

Missouri, University of (2-0)

1-8-79	(H)	95-73	W
<i>Miami Women's Court Classic First Round (Miami, Fla.)</i>			

R SERIES VERSUS OPPONENTS

PLAYERS

COACHES

OUTLOOK

REVIEW

RUTGERS

HISTORY

MEDIA

1-2-85 (N) 66-63 W

Monmouth University (6-0)

12-7-78 (A) 83-52 W
 12-6-79 (H) 96-48 W
 2-5-83 (H) 78-65 W
 11-29-83 (A) 74-44 W
 1-23-85 (H) 84-58 W
 12-9-86 (A) 81-67 W

Montclair State University (6-6)

2-18-75 (H) 63-87 L
 2-17-76 (A) 52-75 L

*EIAIW Mid-Atlantic Region Tournament
 First Round (Pittsburgh, Pa.)*

3-11-76 (N) 56-92 L
 2-17-77 (H) 74-79 L

*Manufacturer's Hanover Tournament
 First Round (Madison Square Garden)*

1-1-78 (N) 64-84 L
 2-18-78 (A) 78-82 L
 2-17-79 (H) 79-73 W
 2-16-80 (A) 83-73 W
 2-10-81 (H) 90-63 W
 2-9-82 (A) 66-61 W
 2-8-83 (H) 77-50 W
 2-28-84 (A) 70-40 W

Morgan State University (2-0)

2-10-77 (H) 113-60 W
 12-10-77 (A) 86-47 W

Nebraska, University of (1-0)

2-05-15 (H) 46-43 ~ W

New Hampshire, University of (1-0)

12-20-83 (H) 82-69 W

Niagara University (3-0)

1-16-93 (A) 85-83 W
 1-6-94 (H) 89-63 W
Brother Holiday Classic First Round
 12-5-09 (A) 60-50 W

North Carolina, University of

12-04-14 (H) 93-96 (20T) L

North Carolina A&T (1-0)

11-22-10 (H) 88-59 W

North Carolina State University (4-5)

Optimist-Old Dominion Classic First Round (Norfolk, Va.)
 2-6-81 (N) 73-63 W

Winston Tire Classic Consolation (Los Angeles, Calif.)
 12-29-82 (N) 69-76 L
 1-12-85 (A) 68-110 L
 1-11-86 (H) 83-56 W

NCAA Tournament East Region Semifinal (Fayetteville, N.C.)
 3-14-87 (N) 75-60 W

NCAA Tournament Second Round
 3-19-89 (A) 73-75 L

ACC Big Four Challenge (Greensboro, N.C.)
 12-29-96 (N) 54-77 L

State Farm Tip Off Classic (Knoxville, Tenn.)
 11-14-99 (N) 55-68 L

Junkanoo Jam Final (Grand Bahama Island)
 11-26-05 (N) 66-56 W

Northeastern University (6-1)

*EIAIW Mid-Atlantic Region Tournament Semifinal
 (Villanova, Pa.)*

3-12-82 (N) 76-59 W
 1-6-84 (H) 66-76 L

1-17-85 (A) 56-53 W

RU Coca-Cola Classic First Round
 11-26-99 (H) 61-39 W
 12-8-00 (A) 60-49 W

11-13-13 (A) 65-51 W
 11-18-14 (H) 74-60 W

North Florida, University of (1-0)

Junkanoo Jam First Round (Grand Bahama Island)
 11-25-05 (N) 66-36 W

Northwestern University (2-2)

12-16-78 (H) 85-76 W
Rutgers Coca-Cola Classic Final
 12-1-02 (H) 62-50 W
 2-26-15 (A) 60-80 ~ L
Big Ten Tournament Quarterfinals (Hoffman Estates, Ill.)
 3-6-15 (N) 57-62 L

Northwestern State University (1-0)

ASU Holiday Classic First Round (Tempe, Ariz.)
 12-1-01 (N) 68-67 (OT) W

Notre Dame, University of (16-13)

Orange Crush Classic First Round (Chicago, Ill.)

11-26-82 (N) 81-74 W
 1-8-86 (H) 69-61 W
 11-29-86 (A) 71-51 W

11-28-95 (A) 54-66^ L
 2-3-96 (H) 73-62^ W
 1-21-97 (A) 61-78^ L

BIG EAST Tournament Quarterfinal (Storrs, Conn.)
 3-2-97 (N) 58-86 L
 12-3-97 (H) 80-67^ W

2-24-98 (A) 64-71^ L
 2-13-99 (H) 77-57^ W

BIG EAST Tournament Semifinal
 3-1-99 (H) 61-68 L
 2-19-00 (H) 74-78 (OT)^ L

BIG EAST Tournament Semifinal (Storrs, Conn.)
 3-6-00 (N) 81-72 (OT) W
 1-6-01 (A) 46-67^ L

2-17-01 (H) 54-53^ W
 2-16-02 (H) 52-57^ L
 1-18-03 (A) 64-61^ W
 2-28-04 (H) 69-55^ W

BIG EAST Tournament Quarterfinal (Hartford, Conn.)
 3-7-04 (N) 51-45 W
 2-13-05 (A) 47-62^ L

2-19-05 (H) 59-48^ W
 1-24-06 (H) 69-43^ W
 2-24-07 (A) 76-60^ W

2-19-08 (H) 57-51^ W
 1-27-09 (A) 78-68^ W
 2-1-10 (H) 63-75^ L

2-12-11 (A) 49-71^ L
 1-31-12 (H) 41-71^ L
 1-13-13 (A) 46-71^ L

Oakland College (MI) (1-0)

Queens Christmas Tournament First Round (Flushing, N.Y.)
 12-27-78 (N) 107-82 W

Ohio University (1-0)

State Farm Classic First Round (Gainesville, Fla.)
 12-28-00 (N) 75-49 W

Ohio State University (4-5)

1-11-88 (A) 60-75 L
 11-26-88 (H) 88-68 W

NCAA Tournament Second Round
 3-23-93 (A) 60-91 L
 12-5-98 (H) 58-61 L

12-1-99 (A) 46-35 W
BIG EAST/Big Ten Challenge
 1-4-04 (H) 56-53 W

BIG EAST/Big Ten Challenge
 1-16-05 (A) 50-52 L

*NCAA Tournament Philadelphia Region Semifinal
 (Philadelphia, Pa.)*
 3-27-05 (N) 64-58 W

1-1-15 (A) 85-68 ~ L

Oklahoma, University of (1-0)

Miami Women's Court Classic Second Round (Miami, Fla.)
 1-3-85 (N) 80-72 W

Oklahoma State University (1-1)

Bell Atlantic Holiday Tournament First Round
 12-28-91 (H) 84-65 W

Arizona Tournament First Round (Tucson, Ariz.)
 12-2-94 (N) 60-77 L

Old Dominion University (10-13)

<i>AIAW Tournament Final</i>			
3-21-80	(A)	62-84	L
<i>Optimist-Old Dominion Classic Final</i>			
2-7-81	(A)	61-90	L
2-5-82	(H)	77-88	L
2-12-83	(A)	71-99	L
2-28-87	(A)	68-82	L
2-6-88	(H)	82-65	W
<i>NCAA Tournament First Round</i>			
3-16-88	(H)	88-78	W
12-15-90	(H)	81-58	W
12-4-91	(A)	92-69	W
1-8-93	(A)	58-66	L
12-2-93	(H)	82-73	W
1-11-95	(A)	65-82	L
12-16-95	(H)	53-69	L
12-21-96	(H)	59-86	L
12-13-97	(A)	57-71	L
2-1-00	(H)	58-50	W
1-31-01	(A)	69-45	W
2-1-02	(H)	48-70	L
1-31-03	(A)	67-59	W
12-28-03	(H)	69-45	W
12-5-04	(A)	61-69	L
12-9-05	(H)	77-41	W
12-30-06	(A)	55-72	L

Oregon, University of (2-1)

1-14-90	(A)	78-92	L
11-24-90	(H)	70-58	W
<i>NCAA Tournament First Round (Ames, Iowa)</i>			
3-14-98	(N)	79-76	W

Oregon State University (2-0)

<i>Paradise Jam Second Round (U.S. Virgin Islands)</i>			
11-26-04	(N)	77-53	W
<i>UNLV Tournament (Las Vegas, Nev.)</i>			
11-27-10	(N)	65-52	W

Pacific, University of the (2-0)

11-29-01	(A)	61-53	W
<i>UNLV Tournament (Las Vegas, Nev.)</i>			
11-26-10	(N)	71-39	W

Pennsylvania, University of (2-0)

1-31-76	(H)	80-60	W
2-15-77	(A)	84-41	W

Pennsylvania State University (22-18)

1-21-77	(H)	70-93	L
1-28-78	(A)	62-78	L
1-20-79	(H)	78-77	W
<i>EIAIW Mid-Atlantic Region Tournament Semifinal (Towson, Md.)</i>			
3-3-79	(N)	88-82	W
1-19-80	(A)	75-62	W
<i>EIAIW Mid-Atlantic Region Tournament Semifinal (College Park, Md.)</i>			
3-7-80	(N)	90-73	W
2-25-81	(H)	97-76	W
<i>EIAIW Mid-Atlantic Region Tournament Semifinal (Philadelphia, Pa.)</i>			
3-14-81	(N)	96-79	W
2-20-82	(A)	76-86	L
2-19-83	(H)	91-92	L
<i>A-10 Tournament Final</i>			
3-6-83	(H)	74-77	L
2-18-84	(A)	65-71*	L
2-10-85	(H)	71-78*	L
<i>Orange Bowl/Burger King Invitational Third Round (Miami, Fla.)</i>			
12-31-85	(N)	73-65	W
1-18-86	(A)	82-76*	W
2-15-86	(H)	76-75*	W
<i>A-10 Tournament Final (Morgantown, W.Va.)</i>			
3-8-86	(N)	69-84	L
<i>NCAA Tournament East Region Semifinal (Philadelphia, Pa.)</i>			
3-20-86	(N)	85-72	W
1-29-87	(H)	86-71*	W
2-16-87	(A)	70-75*	L
1-18-88	(H)	79-76*	W
3-5-88	(A)	69-82*	L

A-10 Tournament Semifinal

3-11-88	(H)	93-75	W
2-11-89	(A)	88-72*	W
3-4-89	(H)	79-73*	W
2-19-90	(A)	80-82*	L
3-3-90	(H)	73-66*	W

A-10 Tournament Semifinal

3-9-90	(A)	74-75	L
1-12-91	(H)	84-70*	W
2-5-91	(A)	72-78*	L
2-8-92	(H)	56-55	W
12-5-92	(A)	66-79	L
12-11-93	(H)	75-84	L
11-27-94	(A)	58-100	L
11-25-95	(H)	69-67	W
11-24-96	(A)	48-66	L
11-19-97	(H)	43-53	L

Paradise Jam (U.S. Virgin Islands)

11-24-06	(N)	57-44	W
1-10-15	(A)	71-51~	W
2-1-15	(H)	76-65~	W

Pepperdine University (1-1)

<i>Timeout for HIV/AIDS Classic (Malibu, Calif.)</i>			
11-17-06	(H)	73-75 (OT)	L
1-2-08	(H)	55-45	W

Pittsburgh, University of (26-3)

2-25-78	(H)	88-67	W
2-23-79	(A)	91-72	W
2-23-80	(H)	96-57	W
2-28-81	(A)	87-73	W
3-4-13	(H) ^A	65-44	W

EIAIW Mid-Atlantic Region Tournament First Round

3-9-81	(H)	91-80	W
2-27-82	(H)	95-64	W
2-26-83	(A)	68-75	L
2-10-86	(H)	63-57 ^A	W
2-26-96	(A)	68-48 ^A	W
2-1-97	(H)	59-53 ^A	W
1-6-98	(A)	56-66 ^A	L
2-18-98	(H)	70-56 ^A	W
2-3-99	(A)	65-52 ^A	W
12-8-99	(H)	58-52 ^A	W
2-4-01	(A)	69-61 ^A	W
1-15-02	(H)	82-70 ^A	W
2-19-02	(A)	60-59 ^A	W
2-16-03	(H)	67-53 ^A	W
2-11-04	(A)	75-61 ^A	W
1-11-05	(H)	68-41 ^A	W
2-25-05	(A)	63-42 ^A	W
2-25-06	(A)	65-50 ^A	W
1-6-07	(H)	63-39 ^A	W
2-2-08	(A)	64-60 ^A	W
2-10-09	(H)	53-61 (OT) ^A	L
1-1-10	(A)	52-46 ^A	W
2-8-11	(H)	54-42 ^A	W
1-10-12	(A)	63-39 ^A	W

Portland State University (0-1)

1-12-90	(A)	71-87	L
---------	-----	-------	---

Prairie View A&M (2-0)

12-11-08	(H)	58-56	W
12-10-09	(H)	50-45	W

Princeton University (16-2)

12-17-74	(H)	76-60	W
2-26-76	(A)	38-58	L
2-12-77	(H)	76-53	W
1-5-78	(A)	52-70	W
12-9-78	(H)	110-70	W
11-27-79	(H)	116-43	W
12-16-89	(H)	85-67	W
12-4-95	(H)	65-48	W
12-11-96	(A)	72-50	W
12-8-04	(H)	68-46	W
12-11-05	(A)	65-56	W
12-9-06	(H)	76-51	W
12-12-07	(A)	53-48	W
11-18-08	(H)	83-35	W
12-5-09	(A)	60-50	W
11-18-10	(H)	54-53	W
11-29-12	(A)	55-71	L
11-10-13	(H)	79-65	W

R SERIES VERSUS OPPONENTS

PLAYERS

COACHES

OUTLOOK

REVIEW

RUTGERS

HISTORY

MEDIA

Providence College (26-1)

1-16-13	(H)	87-61 ^A	W
<i>AIAW Tournament Second Round</i>			
3-15-80	(A)	70-54	W
<i>(Providence Civic Center)</i>			
1-18-82	(A)	57-56	W
12-18-82	(H)	69-58	W
11-29-93	(A)	106-102 (OT)	W
11-30-94	(H)	88-80	W
1-2-96	(H)	71-64 ^A	W
1-9-97	(A)	57-72 ^A	L
1-29-97	(H)	71-56 ^A	W
1-10-98	(A)	70-66 ^A	W
12-9-98	(H)	80-45 ^A	W
1-24-99	(A)	99-52 ^A	W
2-9-00	(A)	81-68 ^A	W
1-10-01	(A)	81-76 (OT) ^A	W
2-10-01	(H)	97-68 ^A	W
<i>BIG EAST Tournament Quarterfinal (Storrs, Conn.)</i>			
3-4-01	(N)	69-58	W
12-5-01	(H)	71-61 ^A	W
1-28-03	(A)	71-44 ^A	W
2-18-04	(H)	81-45 ^A	W
1-20-05	(H)	74-40 ^A	W
12-6-05	(A)	58-45 ^A	W
2-20-07	(H)	69-34 ^A	W
2-23-08	(A)	62-43 ^A	W
2-21-09	(H)	55-42 ^A	W
2-27-10	(A)	67-56 ^A	W
1-22-11	(H)	60-39 ^A	W
2-25-12	(A)	68-47 ^A	W

Purdue University (2-2)

<i>NCAA Tournament Midwest Region Final (Normal, Ill.)</i>			
3-22-99	(N)	62-75	L
<i>NCAA Tournament Oklahoma City Region Final (Oklahoma City, Okla.)</i>			
3-29-09	(H)	61-67	L
1-29-15	(A)	58-49 ~	W
2-14-15	(H)	78-49 ~	W

Queens College (6-2)

1-24-77	(H)	76-77	L
1-31-78	(A)	80-81	L
<i>Queens Christmas Tournament Third Round</i>			
12-29-78	(A)	79-72	W
2-10-79	(A)	101-84	W
2-7-80	(H)	102-74	W
2-3-81	(A)	92-48	W
2-2-82	(H)	92-66	W
2-2-84	(A)	109-53	W

Rhode Island, University of (28-2)

1-11-79	(H)	114-65	W
1-14-81	(H)	100-42	W
1-16-82	(A)	92-69	W
1-15-83	(H)	85-70	W
<i>A-10 Tournament Semifinal</i>			
3-5-83	(H)	85-79	W
12-3-83	(A)	81-54 ^A	W
<i>A-10 Tournament Semifinal (University Park, Pa.)</i>			
3-3-84	(N)	70-81	L
1-26-85	(H)	81-64 ^A	W
12-10-85	(A)	74-67 ^A	W
2-3-86	(H)	77-54 ^A	W
12-13-86	(A)	94-32 ^A	W
2-14-87	(H)	77-50 ^A	W
1-21-88	(A)	80-40 ^A	W
2-27-88	(H)	82-43 ^A	W
<i>A-10 Tournament Quarterfinal</i>			
3-7-88	(H)	100-67	W
2-4-89	(H)	100-65 ^A	W
2-21-89	(A)	89-55 ^A	W
1-4-90	(A)	82-55 ^A	W
1-10-90	(A)	80-46 ^A	W
1-5-91	(A)	80-49 ^A	W
1-31-91	(H)	77-48 ^A	W
1-30-92	(A)	89-63 ^A	W
2-25-92	(H)	92-59 ^A	W
1-4-93	(A)	75-71 ^A	W
1-23-93	(H)	73-58 ^A	W
<i>Bell Atlantic Holiday Tournament First Round</i>			
12-27-93	(H)	74-63 ^A	W

1-16-94	(A)	83-56 ^A	W
<i>A-10 Tournament Semifinal (Philadelphia, Pa.)</i>			
3-12-94	(N)	78-60	W
1-14-95	(A)	80-99 ^A	L
3-2-95	(H)	85-76 ^A	W

Rider University (1-0)

11-20-04	(H)	90-42	W
----------	-----	-------	---

Robert Morris University (1-0)

<i>NCAA Tournament Second Round (Trenton, N.J.)</i>			
3-22-08	(N)	85-42	W

St. Bonaventure University (19-1)

1-15-87	(A)	96-57 ^A	W
1-31-87	(H)	106-65 ^A	W
2-8-88	(H)	93-41 ^A	W
3-3-88	(A)	81-45 ^A	W
1-7-89	(H)	85-66 ^A	W
2-13-89	(A)	110-86 ^A	W
1-29-90	(A)	68-57 ^A	W
3-1-90	(H)	89-53 ^A	W
1-29-91	(A)	66-55 ^A	W
2-21-91	(H)	73-70 ^A	W
<i>A-10 Tournament Quarterfinal</i>			
3-6-91	(H)	94-64	W
1-18-92	(H)	75-69 ^A	W
2-20-92	(A)	67-60 ^A	W
1-14-93	(A)	84-82 ^A	W
2-18-93	(H)	94-82 ^A	W
<i>A-10 Tournament Quarterfinal (Washington, D.C.)</i>			
3-11-93	(N)	88-72	W
2-19-94	(A)	70-71 ^A	L
3-5-94	(H)	97-63 ^A	W
1-19-95	(A)	88-75 ^A	W
2-11-95	(H)	90-65 ^A	W

St. Francis (Pa.) College (2-0)

<i>Wagner Christmas Classic Final (Staten Island, N.Y.)</i>			
12-30-76	(N)	86-64	W
<i>Women's Preseason NIT First Round</i>			
11-13-98	(H)	73-43	W

St. John's University (31-9)

12-2-78	(A)	73-61	W
12-15-79	(H)	96-64	W
12-13-80	(A)	76-63	W
12-12-81	(H)	62-58	W
1-13-83	(A)	81-78	W
2-22-84	(H)	79-52	W
12-4-84	(A)	61-59	W
12-4-85	(H)	85-55	W
12-2-86	(A)	80-63	W
12-8-87	(H)	64-61	W
12-7-88	(A)	74-71	W
12-7-89	(H)	70-52	W
11-22-91	(A)	66-72	L
1-29-93	(H)	60-73	L
12-9-93	(A)	77-60	W
12-17-94	(H)	66-65	W
1-30-96	(A)	59-64 (OT) ^A	L
1-12-97	(H)	55-47 ^A	W
2-19-97	(H)	42-41 ^A	W
1-24-98	(H)	83-39 ^A	W
1-10-99	(H)	90-60 ^A	W
2-16-99	(A)	72-55 ^A	W
2-26-00	(A)	70-47 ^A	W
1-23-01	(H)	77-43 ^A	W
1-30-02	(A)	67-62 ^A	W
1-25-03	(H)	70-64 (20T) ^A	W
2-19-03	(A)	69-38 ^A	W
1-17-04	(H)	72-47 ^A	W
1-8-05	(A)	64-49 ^A	W
<i>BIG EAST Tournament Quarterfinal (Hartford, Conn.)</i>			
3-6-05	(N)	69-45	W
2-1-06	(H)	61-51 ^A	W
1-2-07	(A)	67-53 ^A	W
1-5-08	(H)	58-50 ^A	W
2-28-09	(A)	65-48 ^A	W
2-24-10	(H)	52-60 ^A	L
2-1-11	(A)	48-51 ^A	L
1-17-12	(A)	57-62 ^A	L
2-12-12	(H)	52-61 ^A	L

1-6-13	(H)	44-48 [^]	L
2-26-13	(A)	48-61 [^]	L
Sacred Heart (1-0)			
12-15-13	(H)	71-51	W
Saint Joseph's University (29-15)			
3-3-76	(H)	52-80	L
2-19-77	(H)	86-92	L
<i>Spectrum Invitational (Philadelphia, Pa.)</i>			
1-21-78	(N)	60-79	L
2-16-78	(A)	76-80	L
2-15-79	(H)	87-56	W
2-14-80	(A)	59-55	W
2-12-81	(H)	96-49	W
2-11-82	(A)	82-61	W
1-10-83	(H)	80-62	W
1-11-84	(A)	56-55 [*]	W
1-31-85	(A)	59-67 [*]	L
1-6-86	(H)	76-75 [*]	W
2-12-86	(A)	77-55 [*]	W
2-7-87	(H)	77-50 [*]	W
2-21-87	(A)	63-60 [*]	W
<i>A-10 Tournament Final</i>			
3-7-87	(H)	93-48	W
1-16-88	(A)	71-57 [*]	W
2-20-88	(H)	69-58 [*]	W
<i>A-10 Tournament Final</i>			
3-12-88	(H)	64-52	W
1-21-89	(A)	63-78 [*]	L
2-24-89	(H)	79-64 [*]	W
1-25-90	(A)	55-69 [*]	L
2-7-90	(H)	79-78 (ot) [*]	W
1-26-91	(A)	79-58 [*]	W
2-25-91	(H)	73-51 [*]	W
<i>A-10 Tournament Semifinal</i>			
3-8-91	(A)	61-72	L
2-11-92	(H)	63-52 [*]	W
2-29-92	(A)	55-57 [*]	L
<i>A-10 Tournament Semifinal</i>			
3-13-92	(H)	66-59	W
2-4-93	(H)	60-59 [*]	W
2-24-93	(A)	58-60 [*]	L
<i>A-10 Tournament Final (Washington, D.C.)</i>			
3-13-93	(N)	59-51	W
2-6-94	(H)	71-69 [*]	W
2-26-94	(A)	71-78 [*]	L
1-25-95	(H)	62-65 [*]	L
2-27-95	(A)	68-61 [*]	W
12-15-96	(H)	44-61	L
12-21-97	(A)	54-67	L
<i>NCAA Tournament Second Round</i>			
3-19-00	(H)	59-39	W
12-21-00	(H)	80-38	W
11-18-01	(A)	58-64	L
11-28-07	(A)	56-50	W
11-14-08	(H)	86-59	W
11-14-14	(H)	76-52	W
Saint Peter's College (1-0)			
<i>Women's Preseason NIT First Round</i>			
11-14-03	(H)	58-40	W
San Diego State University (1-0)			
<i>Orange Bowl/Burger King Invitational Second Round (Miami, Fla.)</i>			
12-30-85	(N)	76-66	W
San Jose State University (1-0)			
<i>Hawkeye Challenge First Round (Iowa City, Iowa)</i>			
12-3-05	(N)	76-64	W
Seton Hall University (34-8)			
2-27-75	(H)	88-53	W
1-26-76	(A)	68-72	L
1-29-77	(H)	101-54	W
12-17-77	(A)	65-76	L
12-12-78	(H)	88-58	W
12-11-79	(A)	79-69	W
12-9-80	(H)	105-85	W
12-9-81	(A)	92-79	W
12-6-82	(H)	53-48	W
12-7-83	(A)	83-47	W
12-20-84	(H)	91-58	W

12-21-85	(A)	89-65	W
12-22-86	(H)	93-50	W
12-12-87	(A)	83-60	W
12-14-88	(H)	92-49	W
<i>Women's Preseason NIT First Round</i>			
11-15-94	(H)	64-66	L
12-12-95	(A)	47-60 [^]	L
1-20-96	(H)	59-69 [^]	L
1-25-97	(A)	68-84 [^]	L
1-8-98	(H)	73-49 [^]	W
2-14-98	(A)	79-64 [^]	W
2-19-99	(H)	47-40 [^]	W
1-8-00	(A)	65-45 [^]	W
1-26-00	(H)	62-46 [^]	W
2-20-01	(H)	61-45 [^]	W
1-23-02	(H)	47-43 [^]	W
2-13-02	(A)	51-61 [^]	L
2-9-03	(A)	60-45 [^]	W
3-2-04	(H)	54-44 [^]	W
<i>BIG EAST Tournament First Round (Hartford, Conn.)</i>			
3-6-04	(N)	51-42	W
2-9-05	(H)	67-40 [^]	W
1-14-06	(A)	63-41 [^]	W
1-13-07	(A)	62-50 [^]	W
1-12-08	(H)	69-47 [^]	W
2-18-09	(A)	73-58 [^]	W
<i>BIG EAST Tournament First Round (Hartford, Conn.)</i>			
3-7-09	(N)	79-45 [^]	W
2-10-10	(H)	54-44 [^]	W
2-28-11	(H)	71-47 [^]	W
2-21-12	(H)	62-39 [^]	W
1-27-13	(A)	45-42 [^]	L
<i>WNIT Third Round</i>			
3-27-14	(H)	91-79 (2OT)	W
<i>NCAA Tournament First Round (Storrs, Conn.)</i>			
3-21-15	(N)	79-66	W

Slippery Rock University (1-0)

EATIAW Mid-Atlantic Region Tournament Consolation First Round (Philadelphia, Pa.)

3-11-77	(N)	92-70	W
---------	-----	-------	---

South Carolina, University of (1-1)

1-6-82	(A)	74-84	L
1-4-83	(H)	90-69	W

South Dakota State University (1-0)

Paradise Jam First Round (U.S. Virgin Islands)

11-25-04	(N)	68-50	W
----------	-----	-------	---

South Florida, University of (9-3)

1-11-06	(A)	66-65 [^]	W
1-9-07	(H)	62-36 [^]	W
2-16-08	(A)	71-50 [^]	W
1-31-09	(H)	56-59 [^]	L
2-6-10	(A)	60-52 [^]	W
2-23-11	(H)	52-46 [^]	W
1-21-12	(A)	72-66 [^]	W
2-26-13	(H)	68-56 [^]	W
<i>BIG EAST Tournament First Round (Hartford, Conn.)</i>			
3-9-13	(N)	39-42	L
12-28-13	(A)	66-53 #	W
3-3-14	(H)	60-51 #	L
<i>WNIT Semifinals</i>			
4-2-14	(A)	62-52	W

Southern University (1-0)

12-12-12	(H)	63-49	W
----------	-----	-------	---

Southern California, University of (5-2)

1-5-80	(H)	68-62	W
<i>Winston Tire Classic First Round (Los Angeles, Calif.)</i>			
12-28-82	(N)	75-96	L
1-8-84	(H)	80-95	L
<i>Bell Atlantic Holiday Tournament First Round</i>			
12-28-89	(H)	76-51	W
<i>Pac-10/BIG EAST Challenge (Los Angeles, Calif.)</i>			
12-28-97	(N)	77-59	W
12-30-99	(H)	76-59	W
<i>Paradise Jam First Round (U.S. Virgin Islands)</i>			
11-26-09	(N)	66-51	W

R SERIES VERSUS OPPONENTS

PLAYERS

COACHES

OUTLOOK

REVIEW

RUTGERS

HISTORY

MEDIA

Southern Connecticut University (2-2)

3-8-77	(A)	70-88	L
1-18-78	(H)	82-56	W
1-30-79	(A)	72-73	L
1-29-80	(H)	84-36	W

Southern Methodist University (3-0)

1-11-14	(H)	64-54 #	W
2-8-14	(A)	65-64 #	W
<i>AAC Tournament Quarterfinals</i>			
3-8-14	(N)	68-49	W

Southern Mississippi, University of (2-0)

<i>NCAA Tournament First Round</i>			
3-16-89	(H)	95-73	W
<i>NCAA Tournament First Round</i>			
3-18-92	(H)	93-63	W

Southwest Missouri State University (0-1)

<i>NCAA Tournament Second Round</i>			
3-19-01	(H)	53-60	L

Stanford University (1-6)

<i>Ohio State Buckeye Classic Consolation (Columbus, Ohio)</i>			
12-29-84	(N)	82-53	W
1-2-02	(H)	46-50	L
11-22-02	(A)	60-64	L
11-11-07	(H)	58-60	L
11-23-08	(A)	47-81	L
11-15-09	(H)	66-81	L
11-14-10	(A)	50-63	L

Stony Brook (1-0)

12-21-12	(H)	72-44	W
----------	-----	-------	---

Stephen F. Austin University (1-0)

<i>NCAA Tournament First Round</i>			
3-17-01	(H)	80-43	W

Syracuse University (32-7)

1-26-80	(A)	96-72	W
1-24-81	(H)	81-49	W
1-12-82	(A)	71-69	W
1-22-83	(H)	83-76	W
2-19-13	(A)	45-58*	L

La Salle Christmas Tournament First Round (Philadelphia, Pa.)

12-28-83	(N)	65-43	W
2-15-84	(A)	96-81	W
11-24-84	(H)	79-52	W
11-23-85	(A)	72-67	W
12-20-86	(H)	75-57	W
2-23-91	(A)	52-54	L
12-10-91	(H)	67-59	W
12-12-92	(A)	61-59	W
12-22-94	(H)	67-55	W
1-13-96	(H)	71-60*	W
2-7-96	(A)	55-52 (OT)*	W
1-18-97	(H)	64-54*	W

BIG EAST Tournament First Round (Storrs, Conn.)

3-1-97	(N)	68-67 (OT)	W
1-3-98	(H)	65-45*	W
2-4-98	(A)	74-58*	W
12-13-98	(A)	71-53*	W
2-6-00	(H)	77-41*	W
2-15-00	(A)	56-51*	W
2-7-01	(H)	64-53*	W
2-6-02	(A)	51-68*	L
1-11-03	(H)	75-55*	W
1-14-04	(A)	57-59 (OT)*	L
2-3-04	(H)	61-45*	W
2-6-05	(H)	69-61*	W
2-16-05	(A)	64-54*	W
2-19-06	(H)	60-43*	W
2-14-07	(A)	68-40*	W
3-1-08	(H)	64-49*	W
1-6-09	(A)	54-68*	L
1-13-10	(A)	66-79*	L
2-21-10	(H)	46-76*	L
1-11-11	(A)	78-67*	W
2-6-11	(H)	54-47*	W
1-3-12	(H)	55-44*	W

Temple University (38-11)

2-24-77	(H)	111-56	W
1-6-81	(A)	104-64	W
2-25-82	(H)	81-67	W
11-21-12	(A)	68-50	W
12-10-14	(A)	88-55	W

E1AW Mid-Atlantic Region Tournament

First Round

3-6-82	(H)	79-64	W
2-3-83	(A)	95-79	W
2-11-84	(H)	86-75*	W
11-28-84	(H)	69-60	W
2-7-85	(A)	69-78*	L

A-10 Tournament Quarterfinal (Philadelphia, Pa.)

3-1-85	(N)	55-74	L
1-23-86	(H)	91-56*	W
2-8-86	(A)	94-70*	W
1-17-87	(H)	80-56*	W
2-19-87	(A)	90-64*	W

A-10 Tournament Semifinal

3-5-87	(H)	85-55	W
12-19-87	(H)	89-60*	W
2-1-88	(A)	81-65*	W
1-3-89	(A)	60-67*	L
2-6-89	(H)	74-61*	W

A-10 Tournament Semifinal

3-10-89	(H)	68-81	L
1-20-90	(A)	82-61*	W
2-13-90	(H)	74-58*	W
1-7-91	(A)	88-50*	W
2-17-91	(H)	70-38*	W
1-6-92	(H)	85-47*	W
2-5-92	(A)	74-83*	L

A-10 Tournament Quarterfinal

3-12-92	(H)	64-61	W
2-1-93	(A)	76-56*	W
2-13-93	(H)	79-42*	W
1-27-94	(H)	92-56*	W
3-3-94	(A)	79-102*	L

A-10 Tournament Quarterfinal (Philadelphia, Pa.)

3-10-94	(N)	73-55	W
2-1-95	(A)	95-71*	W
2-22-95	(H)	95-59*	W
12-16-01	(H)	51-56	L
12-10-02	(A)	52-42	W
1-21-04	(H)	64-45	W
12-13-04	(A)	60-71	L

NCAA Tournament Second Round (Storrs, Conn.)

3-22-05	(N)	61-54	W
1-19-06	(H)	47-48	L
1-24-07	(A)	62-48	W
12-30-07	(H)	70-34	W
12-1-08	(A)	64-60	W
12-2-09	(H)	51-62	L
12-1-10	(A)	58-60	L
11-30-11	(H)	71-50	W
1-25-14	(A)	74-68 #	W
2-26-14	(H)	67-58 #	W
12-10-14	(A)	88-55	W

Tennessee, University of (3-20)

12-14-14	(H)	45-55	L
<i>E1AW Eastern Satellite Tournament Semifinal (Bronx, N.Y.)</i>			
3-21-79	(N)	68-79	L
1-23-82	(H)	68-57	W
1-19-83	(A)	61-61	L

Bell Atlantic Holiday Tournament Final

12-30-88	(H)	53-93	L
----------	-----	-------	---

NCAA Tournament Second Round

3-21-92	(A)	56-97	L
1-19-93	(A)	74-93	L
1-17-94	(H)	87-77	W
<i>NCAA Tournament Mid-east Region Semifinal (Nashville, Tenn.)</i>			
3-21-98	(N)	60-92	L

(Madison Square Garden)

1-3-99	(N)	54-68	L
<i>NCAA Tournament National Semifinal (Philadelphia, Pa.)</i>			
3-31-00	(N)	54-64	L

Foot Locker Women's Basketball Showcase

(Madison Square Garden)

1-2-01	(N)	51-58	L
12-11-03	(A)	49-59	L
12-29-04	(H)	65-51	W

NCAA Tournament Philadelphia Region Final (Philadelphia, Pa.)			
3-29-05	(N)	49-59	L
NCAA Tournament Cleveland Region Semifinal (Cleveland, Ohio)			
3-26-06	(N)	69-76	L
NCAA Tournament National Final (Cleveland, Ohio)			
4-3-07	(N)	46-59	L
2-11-08	(A)	58-59	L
1-3-09	(H)	51-55	L
Maggie Dixon Classic (New York, N.Y.)			
12-13-09	(N)	68-54	L
12-30-10	(A)	87-51	L
12-13-11	(H)	67-61	L
12-30-12	(A)	47-66	L
12-14-14	(H)	55-45	L

Tennessee-Chattanooga, University of (0-1)

NCAA Tournament First Round			
3-20-04	(A)	69-74	L

Texas, University of (5-7)

AIAW Tournament Final (Philadelphia, Pa.)			
3-28-82	(N)	83-77	W
Orange Bowl/Burger King Invitational First Round (Miami, Fla.)			
12-29-85	(N)	63-81	L
NCAA Tournament East Region Final (Raleigh, N.C.)			
3-17-87	(N)	77-85	L
Orange Bowl/Burger King Invitational Second Round (Miami, Fla.)			
12-29-87	(N)	75-86	L
12-3-88	(A)	66-78	L
12-10-89	(H)	67-85	L
1-25-92	(A)	56-82	L
11-24-98	(A)	66-59	W
12-18-99	(H)	68-64	W
1-2-05	(A)	51-47	W
12-30-05	(H)	63-49	W
Paradise Jam Finals (U.S. Virgin Islands)			
11-28-09	(N)	67-70	L

Texas-El Paso, University of (1-0)

WNIT Championship			
4-2-14	(A)	56-54	W

Texas A&M (0-2)

Maggie Dixon Classic (New York, N.Y.)			
12-19-10	(N)	50-79	L
NCAA Tournament, Second Round (Shreveport, La.)			
3-22-11	(N)	48-70	L

Texas Christian University (2-1)

12-6-01	(A)	67-78	L
12-14-03	(H)	73-85	W
NCAA Tournament Second Round (Trenton, N.J.)			
3-21-06	(N)	82-48	W

Texas Tech University (2-3)

NCAA Tournament Midwest Region Semifinal (Normal, Ill.)			
3-20-99	(N)	53-42	W
12-21-01	(H)	49-62	L
1-2-03	(A)	81-94	L
Women's Preseason NIT Final			
11-23-03	(A)	45-73	L
Battle of Brooklyn			
11-30-13	(N)	61-52	W

Toledo, University of (1-1)

NCAA Tournament First Round			
3-13-91	(H)	65-83	L
Women's Preseason NIT Second Round			
11-15-98	(H)	71-57	W

Towson University (3-0)

2-7-76	(A)	66-53	W
2-7-77	(H)	74-53	W
1-11-92	(H)	85-47	W

Trenton State College (6-0)

1-30-75	(H)	55-44	W
1-29-76	(A)	62-53	W
1-28-77	(H)	76-59	W
12-3-77	(A)	86-53	W
1-25-79	(H)	86-54	W

1-22-80	(A)	90-33	W
---------	-----	-------	---

United States Military Academy [Army] (4-0)

Dartmouth/Burger King Classic First Round (Hanover, N.H.)			
1-16-81	(N)	73-53	W
2-15-93	(H)	63-37	W
Maggie Dixon Classic (New York, N.Y.)			
12-8-07	(N)	59-42	W
Maggie Dixon Classic (New York, N.Y.)			
12-14-08	(N)	59-38	W

Vanderbilt University (0-2)

NCAA Tournament First Round			
3-14-90	(A)	75-78	L
Vanderbilt Classic Final			
12-29-95	(A)	79-53	L

Vermont, University of (3-0)

NCAA Tournament First Round			
3-17-93	(A)	80-74	W
Brother Holiday Classic Consolation			
12-1-96	(H)	56-50	W
RU Coca-Cola Classic First Round			
11-25-00	(H)	54-29	W

Villanova University (26-8)

2-2-13	(H)	58-50 (OT)^	W
EIAW Mid-Atlantic Region Tournament First Round			
3-5-80	(H)	71-41	W
1-27-81	(H)	57-43	W
1-26-82	(A)	63-57	W
EIAW Mid-Atlantic Region Tournament Final			
3-13-82	(A)	55-59	L
AIAW Tournament Semifinal (Philadelphia, Pa.)			
3-26-82	(N)	83-75	W
1-29-83	(H)	89-81	W
1-26-84	(A)	56-68	L
12-15-84	(H)	68-50	W
NCAA Tournament Second Round			
3-15-86	(H)	85-58	W
2-24-96	(A)	59-61^	L
12-4-96	(H)	54-60^	L
2-12-97	(A)	62-55^	W
1-17-98	(H)	62-40^	W
1-7-99	(A)	55-40^	W
1-30-99	(H)	61-48^	W
1-15-00	(H)	65-66 (OT)^	L
2-29-00	(A)	76-60^	W
BIG EAST Tournament Quarterfinal (Storrs, Conn.)			
3-5-00	(N)	61-32	W
1-20-01	(A)	65-78^	L
2-9-02	(H)	43-49^	L
1-15-03	(H)	58-57^	W
3-1-03	(A)	50-49^	W
1-9-04	(A)	49-53^	L
3-1-05	(A)	51-39^	W
BIG EAST Tournament Semifinal (Hartford, Conn.)			
3-7-05	(N)	64-59	W
2-14-06	(H)	62-56^	W
BIG EAST Tournament Quarterfinal (Hartford, Conn.)			
3-5-06	(N)	60-37	W
2-17-07	(A)	62-32^	W
1-26-08	(H)	63-54^	W
1-14-09	(A)	60-51^	W
2-13-10	(A)	49-36^	W
1-8-11	(H)	57-43^	W
2-18-12	(A)	61-52^	W

Virginia, University of (3-5)

(East Rutherford, N.J.)			
2-20-83	(N)	67-63	W
1-13-86	(A)	63-75	L
1-13-87	(H)	81-58	W
Orange Bowl/Burger King Invitational Third Round (Miami, Fla.)			
12-30-87	(N)	60-73	L
NCAA Tournament East Region Semifinal (Norfolk, Va.)			
3-19-88	(N)	75-89	L
Bell Atlantic Holiday Tournament Final			
12-29-89	(H)	71-72 (OT)	L
11-24-01	(H)	53-48	W
12-6-02	(A)	64-68	L

R SERIES VERSUS OPPONENTS

PLAYERS

COACHES

OUTLOOK

REVIEW

RUTGERS

HISTORY

MEDIA

Virginia Commonwealth University (1-0)

<i>NCAA Tournament First Round</i>			
3-21-09	(H)	57-51	W

Virginia Tech (4-2)

12-6-00	(H)	61-53*	W
2-26-02	(A)	63-70*	L
<i>BIG EAST Tournament First Round</i>			
3-2-02	(H)	44-43	W
1-22-03	(A)	64-66 (OT)*	L
2-26-03	(H)	67-43*	W
1-7-04	(H)	56-43*	W

Wagner College (6-0)

11-25-14	(A)	81-53	W
<i>Wagner Christmas Classic Final</i>			
12-28-77	(A)	73-43	W
12-12-84	(H)	81-56	W
<i>Rutgers Coca-Cola Classic First Round</i>			
11-30-02	(H)	70-41	W
12-12-13	(H)	83-53	W
11-25-14	(A)	81-53	W

West Chester University (2-1)

<i>EAIAW Mid-Atlantic Region Tournament Consolation</i>			
<i>(Glassboro, N.J.)</i>			
3-8-75	(N)	56-89	L
2-9-78	(H)	104-73	W
2-8-79	(A)	91-62	W

West Virginia University (39-13)

2-9-80	(H)	90-51	W
2-14-81	(A)	89-48	W
2-13-82	(H)	89-79	W
2-28-83	(A)	87-85 (ot)	W
2-25-84	(H)	61-54*	W
2-23-85	(A)	72-69*	W
1-29-86	(A)	66-54*	W
2-22-86	(H)	85-65*	W
<i>A-10 Tournament Semifinal</i>			
3-6-86	(A)	57-56	W
1-3-87	(H)	82-57*	W
2-9-87	(A)	95-78*	W
1-7-88	(H)	75-53*	W
2-13-88	(A)	78-73*	W
1-12-89	(A)	91-70*	W
2-16-89	(H)	78-59*	W
1-18-90	(A)	87-71 (2OT)*	W
2-15-90	(H)	80-64*	W
1-17-91	(H)	95-77*	W
2-28-91	(A)	78-69*	L
2-17-92	(H)	69-71*	L
3-7-92	(A)	65-68*	L
1-2-93	(H)	80-68*	W
2-20-93	(A)	76-75*	W
<i>A-10 Tournament Semifinal (Washington, D.C.)</i>			
3-12-93	(N)	71-66	W
1-9-94	(A)	101-69*	W
2-2-94	(H)	98-85*	W
1-4-95	(H)	100-71*	W
2-16-95	(A)	86-65*	W
<i>A-10 Tournament Semifinal (Philadelphia, Pa.)</i>			
3-10-95	(N)	89-69	W
1-6-96	(H)	75-63*	L
1-4-97	(A)	55-65*	L
2-16-97	(H)	57-62*	L
2-7-98	(A)	76-63*	W
1-14-99	(H)	73-54*	W
2-23-99	(A)	88-59*	W
1-22-00	(A)	55-49*	W
1-17-01	(H)	74-50*	W
2-24-01	(A)	67-53*	W
1-12-02	(A)	49-65*	L
2-12-03	(H)	65-50*	W
2-24-04	(A)	71-80*	L
<i>BIG EAST Tournament Semifinal (Hartford, Conn.)</i>			
3-8-04	(N)	61-51	W
1-30-05	(H)	70-49*	W
2-10-06	(A)	54-41*	W
<i>BIG EAST Tournament Semifinal (Hartford, Conn.)</i>			
3-6-06	(N)	40-56	L
2-11-07	(H)	55-49*	W
1-29-08	(A)	54-63*	L
1-20-09	(H)	60-44*	W

2-16-10	(A)	51-55*	L
<i>BIG EAST Tournament Quarterfinal (Hartford, Conn.)</i>			
3-8-10	(N)	49-56*	L
2-26-11	(H)	67-58*	W
2-15-12	(A)	50-60*	L

Western Kentucky University (1-2)

<i>NCAA Tournament East Region Final (Philadelphia, Pa.)</i>			
3-22-86	(N)	74-89	L
<i>NCAA Tournament First Round</i>			
3-16-94	(H)	73-84	L
<i>NCAA Tournament First Round (Athens, Ga.)</i>			
3-22-03	(N)	64-52	W

Wichita State University (1-0)

12-23-82	(H)	85-66	W
----------	-----	-------	---

William Paterson College (3-4)

2-11-75	(A)	44-73	L
<i>EAIAW Mid-Atlantic Region Tournament</i>			
<i>First Round (Glassboro, N.J.)</i>			
3-6-75	(N)	32-53	L
2-10-76	(H)	58-71	L
3-1-77	(H)	53-78	L
1-10-78	(A)	83-57	W
1-16-79	(A)	79-57	W
1-17-80	(H)	130-50	W

Wisconsin, University of (3-0)

1-17-99	(A)	78-62	W
<i>RU Coca-Cola Classic Final</i>			
11-27-99	(H)	63-61	W
1-18-15	(A)	73-63 ~	W

Yale University (2-0)

12-1-76	(A)	77-45	W
11-30-77	(H)	84-47	W

* indicates Atlantic 10 Conference game

^ indicates BIG EAST Conference game

indicates American Athletic Conference game

~ indicates Big Ten Conference game

u indicates win by forfeit

The Scarlet Knights have played in 37 overtime games during their history, notching a 21-16 (.568) mark overall, a 6-3 (.667) record in double-overtime games, and a 1-0 mark in triple overtime (1.000).

Dec. 22, 1979, vs. Louisiana Tech, at Madison Square Garden (Manufacturer's Hanover Tournament First Round)

after regulation: 77-77; final score: Louisiana Tech 93, Rutgers 89

Jan. 11, 1981, vs. Kentucky, at the Louis Brown Athletic Center

after regulation: 60-60; final score: Rutgers 69, Kentucky 67

Feb. 28, 1983, at West Virginia, at Memorial Coliseum, Morgantown, W.Va.

after regulation: 75-75; final score: Rutgers 87, West Virginia 85

Dec. 17, 1983, vs. Manhattan, at the Louis Brown Athletic Center

after regulation: 65-65; final score: Rutgers 79, Manhattan 71

Dec. 29, 1989, vs. Virginia, at the Louis Brown Athletic Center (Bell Atlantic Holiday Tournament Final)

after regulation: 65-65; final score: Virginia 72, Rutgers 71

Jan. 18, 1990, at West Virginia, at Memorial Coliseum, Morgantown, W.Va.

after regulation: 64-64; after one overtime: 71-71; final score: Rutgers 87, West Virginia 71

Feb. 7, 1990, vs. Saint Joseph's, at the Louis Brown Athletic Center

after regulation: 70-70; final score: Rutgers 79, Saint Joseph's 78

Nov. 29, 1993, at Providence, at Alumni Hall, Providence, R.I.

after regulation: 93-93; final score: Rutgers 106, Providence 102

Jan. 3, 1994, at UCLA, at Pauley Pavilion, Los Angeles, Calif.

after regulation: 75-75; final score: UCLA 88, Rutgers 78

Jan. 29, 1994, vs. George Washington, at the Louis Brown Athletic Center

after regulation: 81-81; final score: Rutgers 99, George Washington 87

Jan. 30, 1996, at St. John's, at Alumni Hall, Queens, N.Y.

after regulation: 54-54; final score: St. John's 64, Rutgers 59

Feb. 7, 1996, at Syracuse, at Manley Field House, Syracuse, N.Y.

after regulation: 44-44; final score: Rutgers 55, Syracuse 52

March 1, 1997, vs. Syracuse, at Gampel Pavilion, Storrs, Conn. (BIG EAST Tournament Quarterfinal)

after regulation: 60-60; final score: Rutgers 68, Syracuse 67

Dec. 27, 1997, at UCLA, at Pauley Pavilion, Los Angeles, Calif. (Pac-10/BIG EAST Challenge)

after regulation: 74-74; final score: UCLA 96, Rutgers 93

Jan. 20, 1999, at Georgetown, at McDonough Arena, Washington, D.C.

after regulation: 48-48; after one overtime: 55-55; final score: Rutgers 67, Georgetown 64

Jan. 15, 2000, vs. Villanova, at the Louis Brown Athletic Center

after regulation: 60-60; final score: Villanova 66, Rutgers 65

Feb. 19, 2000, vs. Notre Dame, at the Louis Brown Athletic Center

after regulation: 65-65; final score: Notre Dame 78, Rutgers 74

March 6, 2000, vs. Notre Dame, at Gampel Pavilion, Storrs, Conn. (BIG EAST Tournament Semifinal)

after regulation: 62-62; final score: Rutgers 81, Notre Dame 72

Jan. 10, 2001, at Providence, at Alumni Hall, Providence, R.I.

after regulation: 68-68; final score: Rutgers 81, Providence 76

Jan. 13, 2001, vs. Boston College, at the Louis Brown Athletic Center

after regulation: 58-58; final score: Rutgers 75, Boston College 66

Dec. 1, 2001, vs. Northwestern State, at Wells Fargo Arena, Tempe, Ariz. (ASU Holiday Classic First Round)

after regulation: 57-57; final score: Rutgers 68, Northwestern State 67

Dec. 12, 2001, at George Washington, at The Smith Center, Washington, D.C.

after regulation: 48-48; final score: George Washington 58, Rutgers 54

Jan. 22, 2003, at Virginia Tech, at Cassell Coliseum, Blacksburg, Va.

after regulation: 55-55; final score: Virginia Tech 66, Rutgers 64

PLAYERS

COACHES

OUTLOOK

REVIEW

RUTGERS

HISTORY

MEDIA

Jan. 25, 2003, vs. St. John's, at the Louis Brown Athletic Center

after regulation: 52-52; after one overtime: 60-60; final score: Rutgers 70, St. John's 64

Jan. 14, 2004, at Syracuse, at Manley Field House, Syracuse, N.Y.

after regulation: 51-51; final score: Syracuse 59, Rutgers 57

Jan. 5, 2005, vs. LSU, at the Louis Brown Athletic Center

after regulation: 47-47; final score: Rutgers 51, LSU 49

Nov. 17, 2006 vs. Pepperdine at the Firestone Fieldhouse in Malibu, Calif

after regulation: 63-63; final score: Pepperdine 75, Rutgers 73

Dec. 12, 2006 vs. Ole Miss at the Louis Brown Athletic Center

after regulation: 59-59; after one overtime: 69-69; after second overtime 78-78; final score: Rutgers 89, Ole Miss 84

Feb. 7, 2009 vs. Georgetown at the Louis Brown Athletic Center

after regulation: 39-39; after one overtime: 44-44; final score: Rutgers 60, Georgetown 47

Feb. 10, 2009 vs. Pittsburgh at the Louis Brown Athletic Center

after regulation: 45-45; final score: Pittsburgh 61, Rutgers 53

March 8, 2009 vs. Louisville at the XL Center in Hartford, Conn. (BIG EAST Tournament Quarterfinal)

after regulation: 66-66; after one overtime: 73-73; final score: Louisville 87, Rutgers 82

March 7, 2010 vs. Georgetown at the XL Center in Hartford, Conn. (BIG EAST Tournament Second Round)

after regulation: 46-46; after one overtime: 51-51; final score Rutgers 63, Georgetown 56

Dec. 5, 2011 vs. Miami at the BankUnited Center in Coral Gables, Fla.

after regulation: 63-63; after one overtime: 74-74; final score Miami 92, Rutgers 81

Jan. 14, 2012 vs. Louisville at the Rutgers Athletic Center

after regulation : 60-60; final score Rutgers 71, Louisville 68

Jan. 8, 2013 at Louisville at the KFC Yum! Center

after regulation : 52-52; final score Louisville 66, Rutgers 57

Feb. 2, 2013 vs. Villanova at the Rutgers Athletic Center

after regulation : 46-46; final score Rutgers 58, Villanova 50

Jan. 14, 2014 at Memphis at the Elma Roane Fieldhouse

after regulation : 66-66; final score Memphis 74, Rutgers 73

March 27, 2014 vs. Seton Hall at the Rutgers Athletic Center

after regulation : 62-62 ; after one overtime: 72-72; final score Rutgers 91, Seton Hall 79

December 4 2014 vs. North Carolina at the Rutgers Athletic Center

after regulation : 71-71 ; after one overtime: 83-83; final score North Carolina 96 , Rutgers 93



P A R T

VIII



C. VIVIAN
STRINGER

MEDIA INFORMATION

Media Information.....	182	Area Directory.....	186
Media Outlets.....	184	The RAC.....	187

The Rutgers Athletic Communications Office is available to assist you with coverage of the Rutgers women's basketball program and head coach C. Vivian Stringer. All interview requests for members of the women's basketball team, including coaches and student-athletes should be directed to the primary media contact for the Rutgers women's basketball.

The Athletic Communications Office is located on the second floor press box at High Point Solutions Stadium. For information regarding credentials, interviews, statistics, press conferences, etc. please call the Athletic Communications Office at 732-445-7028.

To assist in your coverage throughout the year, please read the media information on this page. Briefly, all interviews must be arranged through the Athletic Communications Office at least two days (48 hours) in advance and all players, coaches and support staff will not take part in an interview unless scheduled by the Athletic Communications Office.

MEDIA CREDENTIALS

Contact the Athletic Communication Office at 732-445-7028 or credentials@scarletknights.com to request credentials for covering the Rutgers women's basketball team.

Credentials for Rutgers home games are issued to working media only and should be requested as early as possible due to space limitations. Media organizations covering Rutgers and the visiting school on a regular basis will receive top priority. Credential requests must be made through Rutgers' online credentialing system. Requests should be made at least 48 hours in advance of each home game.

Season passes will be provided prior to the season for all those who plan to cover the Scarlet Knights throughout the 2014-15 campaign. Other credentials will be issued on a game-by-game basis.

Media credentials are issued solely to the person identified on it. It may not be transferred or used by any other person. Acceptance of a media credential requires compliance with all Rutgers University rules and regulations applicable to the media credential. Any breach or failure to comply with these terms, conditions, rules and/or regulations may result in the cancellation and withdrawal of the media credential, including but not limited to expulsion from the athletics event for which it was issued, and denial of a media credential for any and all future athletics events. Rutgers reserves the right to deny access to any media outlet based on a space available.

MEDIA WILL CALL

Credentials will be left at the media entrance of the RAC, located on the south side of the building. A valid ID must be presented in order to obtain the requested credential at the media will call.

PHOTOGRAPHER CREDENTIALS

Credentials will be issued only to accredited media photographers who regularly cover Rutgers women's basketball and/or the visiting school. Visiting freelance and amateur photographers are not eligible for credentials. Photo credentials must be requested at least 48 hours in advance of each home game. Photographers may shoot from both endlines. They may not shoot from behind or in front of either bench or from behind the scorer's table. They may not shoot from the sideline opposite the team benches.

ATHLETIC COMMUNICATIONS

High Point Solutions Stadium - West Gate Press Box
1 Scarlet Knights Way
Piscataway, NJ 08854
Office: 732-445-7028
Press Row: 732-445-7894

Kevin Lorincz, Senior Associate Athletic Director/Communications
Hasim Phillips - Associate Athletic Director/Communications
Kimberly Zivkovich, Director of Athletic Communications
Jimmy Gill, Associate Director of Athletic Communications
Jordan Ozer, Assistant Director of Athletic Communications
Anthony Hernandez, Assistant Director of Athletic Communications
Stephanie Mamakas, Athletic Communications Assistant
Bradly Derechailo, Athletic Communications Assistant
Colin Osborne, Website Developer, Producer - R-Vision
Tim DeMartin, Multimedia Specialist - R-Vision
Mark Sell, Multimedia Specialist - R-Vision
Cory Ryncarz, Multimedia Specialist - R-Vision

WOMEN'S BASKETBALL CONTACTS



Kimberly Zivkovich
Director/ Athletic Communications
Office: 732-445-7028
Office/cell: 732-690-6716
Email: kzivkovich@scarletknights.com



Stephanie Mamakas
Athletic Communications Assistant
Office: 732-445-6028
Cell: 732-754-3410
Email: smamakas@scarletknights.com

PARKING

Press parking is limited at the RAC. Those members of the media who are regularly assigned to cover Rutgers women's basketball will be issued season parking passes. All others must make their requests known when acquiring media credentials.

PRESS BOX

Working space in the press box at the RAC is extremely limited. Seats are on the course course level on the west baseline located above sections 108, 109 and 110.

MEDIA CENTER

The media center is located at floor level in the RAC. Admission is by media credential only. Complete stats, play-by-play, game programs, team statistics, media guides and game notes are available in the media room. Food and refreshments will also be provided to credentialed media prior to the game.

WIRELESS INTERNET/PHONES

A password-protected wireless internet service is available for all writers and photographers at the RAC. A limited number of phone lines are available in the media room at the RAC. The phones are all operator-assisted. Only credit card, collect call or third party billing calls can be made. To order a phone line, please contact Verizon at (800) 564-9911 or 8922.



RADIO

Broadcast areas are located in the press box on the North side of the RAC. Space will be provided for the official radio station of the visiting school as well as the Rutgers Radio Network and WRSU (student station). All other stations wishing to broadcast will need to contact the Office of Athletic Communications at least one week prior to the game.

POST-GAME INTERVIEW

Rutgers head coach C. Vivian Stringer, and student-athletes (excluding freshmen) will be made available to the media following a brief designated cooling off period. Rutgers' freshmen are not available for post-game press conferences. Please direct any student-athlete requests to Rutgers Athletic Communications. Please note freshmen can be requested for interviews during the week but not following game action. Visiting teams are given the opportunity to meet the media first.

WEBSITES

All of the latest information on Rutgers women's basketball is available via the web at the official Rutgers Athletics site, www.ScarletKnights.com. In addition, Big Ten information can be accessed at www.BigTen.org.

IN-SEASON INTERVIEW POLICY

Rutgers women's basketball will hold weekly media availability (either in person or via teleconference). Other requests for head coach C. Vivian Stringer should be made at least three days in advance. Requests for student-athlete interviews should be made - if possible - 48 hours in advance. All interviews must be coordinated through the Office of Athletic Communications, and interviews will not be granted on a game-day.

RADIO BROADCASTS

A majority of Rutgers women's basketball games can be heard on WCTC (1450 AM) New Brunswick.

The Rutgers student station, WRSU (88.7 FM), broadcasts select Rutgers women's basketball games as well and streams live at www.rutgersradio.com

CREDENTIAL POLICY

Working credentials are subject in all respects to the Media Credential Criteria and Policies set forth by the Big Ten Conference. Credentials are issued for the sole purpose of providing facility access to an accredited agency's employee who has a legitimate working function (media or game service) in conjunction with this tournament.

Credentials non-transferable and non-assignable and any duplication or alteration of this credential is prohibited. Any unauthorized use of this credential subjects the bearer to ejection from the facility and prosecution for criminal trespass.

Any secondary use of any picture, photograph, audio description, video, film/tape, drawing or other description of a game taken or made by the accredited organization or individual to whom the credential has been issued (including, but not limited to use in delayed editorial or non-editorial advertising, sales promotion or merchandising) is prohibited without prior specific written approval of the Big Ten Conference. Nothing in these terms and conditions authorizes or allows bearer to violate any of the trademarks, copyright and other proprietary rights of the Big Ten Conference.

A maximum of two minutes (2:00) of game video footage (without audio) may be utilized during the seven days following the conclusion of the game solely within regularly scheduled bona fide news programming distributed via television, and may not be distributed via the internet, wireless or other forms of media.



PUBLICATIONS**Asbury Park Press**

Steve Feitl, Sports Editor

Ryan Dunleavy

3600 Highway 66

Neptune, N.J. 07754

(732) 922-6000

sports@app.com

Atlantic City Press

Mark Melhorn, Sports Editor

1000 W Washington Ave.

Pleasantville, N.J. 08232

(609) 272-7179

sports@pressofac.com

Burlington County Times

Wayne Richardson, Sports Editor

4284 US Route 130

Willingboro, N.J. 08046

(609) 871-8060

wrichardson@phillyburbs.com

bctsports@yahoo.com

Camden Courier-Post

Tom McGurk, Sports Editor

301 Cuthbert Blvd.

Cherry Hill, N.J. 08002

(856) 486-2424

cpsports@courierpostonline.com

Courier News

Steve Feitl, Sports Editor

92 East Main Street, Suite 202

Somerville, N.J. 08876

(732) 246-5500

hntsports@mycentraljersey.com

South Jersey Times

Bill Evans, Sports Editor

309 South Broad Street

Woodbury, N.J. 08096

(856) 686-3633

gcsports@sjnewsco.com

Home News Tribune

Steve Feitl, Sports Editor

Ryan Dunleavy

92 East Main Street, Suite 202

Somerville, N.J. 08876

(732) 246-5500

FAX: (908) 243-6645

hntsports@mycentraljersey.com

Jersey Journal

Patrick Villanova, Sports Editor

One Harmon Plaza, Suite 1010

Secaucus, N.J. 07094

(201) 217-2592

Morristown Daily Record

Steve Feitl, Sports Editor

Ryan Dunleavy

8 Century Drive Parsippany, N.J.

07054 • (732) 643-4227

hntsports@mycentraljersey.com

Star-Ledger

Drew Van Esselstyn, Sports Editor

Keith Sargeant, Steve Politi

1 Star-Ledger Plaza

Newark, N.J. 07102

(973) 392-4203

FAX: (973) 932-5845

sports@starledger.com

New Jersey Advance Media

Kevin Manahan, Sr. Producer of

Pro and College Sports

Building E, 485 Route 1,

Iselin, NJ 08830

(201) 273-1491

kmanahan@nj.com

dduggan@nj.com

New York Daily News

Teri Thompson, Sports Editor

4 New York Plaza

New York, N.Y. 10004

(212) 210-2100

sportsforum@nydailynews.com

New York Post

Chris Shaw, College Sports Editor

1211 Avenue of the Americas

10th Floor New York, N.Y. 10036

(212) 930-8700

sports@nypost.com

New York Times

Jason Stallman, Sports Editor

620 8th Avenue

New York, N.Y. 10018

(212) 556-7371

sports@nytimes.com

Philadelphia Inquirer

John Quinn, Sports Editor

801 Market Street

Philadelphia, Pa. 19107

(215) 854-4550

jquinn@phillynews.com

Philadelphia Daily News

Chuck Bausman, Sports Editor

801 Market Street

Philadelphia, Pa. 19107

(215) 854-5700

dnsports@phillynews.com

ScarletNation.com (Rivals)

John Otterstedt, Publisher

619 Ellington Road

Ridgewood, N.J. 07450

(201) 314-3016

johnotterstedt@gmail.com

ScarletReport.com (Scout)

Brian Dohn, Publisher

2 Oakmont Avenue

East Brunswick, N.J. 08816

(732) 425-0169

dohnster@verizon.net

The Record

John Balkum, Sports Editor

John Rowe, Tara Sullivan

100 Commons Way

Rockaway, N.J. 07866

(973) 586-8177

sports@northjersey.com

Trenton Times

Jim Green, Sports Editor

413 Riverview Plaza

Trenton, N.J. 08611

(609) 989-5715

sports@njtimes.com

Trentonian

Kyle Franko, Sports Editor

600 Perry St.

Trenton, N.J. 08618

(609) 989-7800 x164

sports@trentonian.com

RADIO**WCTC**

78 Veronica Ave.

Somerset, N.J. 08873

(732) 249-2600

FAX: (732) 249-9010

WABC-Radio

2 Penn Plaza

New York, N.Y. 10121

(212) 613-3800

FAX: (212) 613-3866

WCBS-Radio

345 Hudson Street

New York, N.Y. 10014

(212) 975-2127

FAX: (212) 397-7811

ESPN Radio

125 West End Ave.

New York, N.Y. 10023

(646) 699-6800

FAX: (646) 699-6980

WFAN-Radio

345 Hudson Street, 10th Floor
New York, N.Y. 10014
(212) 314-9200
FAX: 212-488-6221

WOR-Radio

32 Avenue of the Americas
New York, N.Y. 10013
(212) 377-7900

TELEVISION

Big Ten Network

600 W. Chicago Ave. Suite 875
Chicago, Ill. 60654
(312) 329-36666

Comcast SportsNet

3601 S. Broad St.
Philadelphia, Pa. 19148
(215) 336-3500
FAX: (215) 952-5953

CBS Sports Network

Chelsea Piers, Pier 62
New York, N.Y. 10011
(212) 342-8700
Fax#: (212) 342-8899

ESPNU

11001 Rushmore Dr.
Charlotte, N.C. 28277
Phone: (704) 973-5000
Fax#: (704) 973-5090

KYW-TV

Beasley Reece
1555 Hamilton Street
Philadelphia, Pa. 19020
(215) 977-5333
FAX: (215) 977-5658

News 12 New Jersey

Nick Meidanis, Sports Director
450 Raritan Center Parkway
Edison, N.J. 08837
(732) 346-3274
FAX: (732) 417-1484

Madison Square Garden

Anthony Fucilli
4 Penn Plaza
New York, N.Y. 10001
(212) 465-6741
FAX: (212) 465-5944

SportsNet New York

Chris Carlin
75 Rockefeller Plaza
New York, N.Y. 10019
(212) 485-4800
FAX: (212) 485-4910

WABC-TV

Rob Powers
7 Lincoln Square
New York, N.Y. 10020
(212) 456-7000
FAX: (212) 456-2381

WCAU-TV

Vai Sikahema
10 Monument Rd.
Bala Cynwyd, Pa. 19004
(610) 668-5705
FAX: (610) 668-3700

WCBS-TV

Otis Livingston
524 W. 57th Street
New York, N.Y. 10019
(212) 975-1741
FAX: (212) 975-6329

WNBC-TV

Bruce Beck
30 Rockefeller Plaza
New York, N.Y. 10012
(212) 664-5313
FAX: (212) 459-1312

WNYW FOX-TV

Duke Castiglione
205 E. 67th Street
New York, N.Y. 10021
(212) 452-5555
FAX: (212) 249-1182

WPIX-TV

220 E. 42nd Street
New York, N.Y. 10017
(212) 949-1100
FAX: (212) 210-2591

WPVI-TV

Ducis Rodgers
4100 City Ave.
Philadelphia, Pa. 19131
(215) 639-7749
FAX: (215) 581-4530

WTXF-TV

Tom Sredenshek
3300 Market St.
Philadelphia, Pa. 19106
(215) 982-5500
FAX: (215) 982-5494

WWOR-TV

Russ Salzberg
43 Meadowlands Parkway
Secaucus, N.J. 07094
(201) 348-0009
FAX: (201) 330-2241

WIRESERVIES

Associated Press

450 W. 33rd Street, 14th Floor
New York, N.Y. 10001
(800) 622-1630
FAX: (212) 621-1639

Associated Press

Tom Canavan, Dave Porter
50 Park Place, Suite 800
Newark, N.J. 07102
(973) 642-0151
(800) 645-0036
FAX: (973) 643-2526
aptrrenton@ap.org

CAMPUS MEDIA

The Daily Targum

126 College Ave. Suite 431
New Brunswick, N.J. 08901
(732) 932-7051
FAX: (732) 932-0079
sports@dailytargum.com

WRSU-FM

126 College Ave.
New Brunswick, N.J. 08901
(732) 932-7800
FAX: (732) 932-1768
sports@wrsu.org

RUTV Network

Department of University
Communications and Marketing
96 Davidson Road
Piscataway, N.J. 08854-8062
(848) 445-7888
FAX: (848) 445-5925

AREA DIRECTORY

RUTGERS GENERAL
INFORMATION

All area codes are (732)
unless indicated

Police 932-7211
Directory Information 932-1766
Ticket Office 445-4678
Athletic Communications 445-4200

Rutgers Bookstore 246-8448
Ferren Mall Plaza, New Brunswick

HOTELS

Somerset Hotel 560-0500
110 Davidson Avenue, Somerset

Doubletree Hotel 469-2600
200 Atrium Drive, Somerset

East Brunswick Hilton 828-2000
Three Tower Center Boulevard,
East Brunswick

Embassy Suites 980-0500
121 Centennial Avenue, Piscataway

The Heldrich 729-4670
10 Livingston Avenue, New Brunswick

Holiday Inn 908-735-5500
4701 Stelton Road, South Plainfield

Holiday Inn Express 247-6800
4 Tower Center Boulevard,
East Brunswick

Hyatt Regency 873-1234
Two Albany Street, New Brunswick

Radisson 980-0400
21 Kingsbridge Rd., Piscataway

La Quinta Inn & Suites 560-9880
60 Cottontail Lane, Somerset

RESTAURANTS

Applebee's 562-0500
1282 Centennial Avenue, Piscataway

Brick House Tavern 908-753-4892
4901 Stelton Road, South Plainfield

Brother Jimmy's BBQ 249-7427
5 Easton Ave., New Brunswick

Catherine Lombardi 296-9463
3 Livingston Avenue, New Brunswick

Chipotle 993-1601
387 George Street, New Brunswick

Christopher's Restaurant 214-2200
10 Livingston Avenue, New Brunswick

Clydz 846-6521
55 Paterson Street, New Brunswick

Destination Dogs 993-1016
101 Paterson Street, New Brunswick

Due Mari 296-1600
78 Albany Street, New Brunswick

The Frog & The Peach 848-209-6099
29 Dennis Street, New Brunswick

Glass Woods Tavern 873-6600
Two Albany Street, New Brunswick

Hansel 'n Griddle 846-7090
130 Easton Ave, New Brunswick

Harvest Moon Brewery 249-6666
392 George Street, New Brunswick

Henry's Diner 848-445-3232
55 Rockefeller Rd, Piscataway

Houlihan's 448-0500
55 Rte. 1 South, New Brunswick

Joe's Crab Shack 908-753-4204
4901 Stelton Road, South Plainfield

Longhorn Steakhouse 981-8200
1368 Centennial Avenue, Piscataway

The Old Bay 246-3111
61 Church Street, New Brunswick

Old Man Rafferty's 846-6153
106 Albany Street, New Brunswick

On The Border 979-2192
51 Rte. 1 South, New Brunswick

Panico's 545-6100
103 Church Street, New Brunswick

Quarker Steak & Lube 777-94643
561 Rt. 1 North, Edison

Saladworks 465-0055
Centennial Plaza
1348 Centennial Avenue, Piscataway

Stage Left Cafe 828-4444
5 Livingston Avenue, New Brunswick

Starbucks 828-8946
391 George Street, New Brunswick

Steakhouse 85 247-8585
85 Church Street, New Brunswick

Stuff Yer Face 247-1727
49 Easton Avenue, New Brunswick

TGI Friday's 465-0101
1315 Centennial Avenue, Piscataway

Tumulty's Pub 545-6205
361 George Street, New Brunswick

TAXICAB SERVICES

A-A Checker Cab Assoc. 545-2300
Victory Taxi Association 545-6666
Yellow Cab of New Bruns. 246-2222

CAR RENTAL

Enterprise 214-1022
Hertz 297-1588

TRAIN

Amtrak 1-800-872-7245
New Jersey Transit+ 973-275-5555

ATHLETIC CENTER OPERATIONS COMMENTS

The Rutgers University Division of Intercollegiate Athletics is committed to providing maximum service toward making your visit to the RAC an enjoyable experience. We are grateful for the letters of appreciation recognizing the courtesy of our staff. If you have any suggestions, comments or questions, please forward them to: Athletic Center Manager, 83 Rockefeller Road, Piscataway, N.J. 08854-8053.

2015-16 TICKET POLICIES

1. Seating and parking for all games (home, away and post-season) will be based on Season Ticket and Scarlet R priorities.

2. In order to retain season seat locations, orders must be received by the renewal deadline and maintain or increase seating priority levels.

3. Rutgers reserves the right to limit the number of priority seats.

4. Rutgers reserves the right to move seat locations slightly in order not to leave single seats open.

5. Seating for single games WILL NOT BE ADJACENT to season ticket locations.

6. Individuals wishing to sit together must submit their orders together. All seats will be assigned according to the lowest priority in the group.

7. For special handicapped seating/parking, please call the ticket office before placing orders.

8. Full remittance, including handling, must accompany all applications. Orders will not be processed without full remittance enclosed.

9. No telephone orders accepted for season ticket renewal orders.

10. Away game and single tickets ordered in advance will be mailed separately approximately two weeks prior to event.

11. If tickets are not received two days prior to the game, please call the Ticket Office at (732) 445-2766 or toll free at (866) 445-60RU.

12. Rutgers is not responsible for lost or stolen tickets. Please handle your tickets with care. Tickets that are apparently lost in the mail must be reported to the Ticket Office prior to the event and a report must be filed with your local post office for duplicate passes to be issued.

13. If tickets are lost, stolen, or left at home, season ticket holders and single game buyers of record will be charged full-price for a duplicate pass. This duplicate pass fee will be fully refunded if the original tickets are returned to the Ticket Office within 10 days of the event. Tickets sold over-the-counter cannot be duplicated.

14. NO REFUNDS OR EXCHANGES.

15. Tickets subject to availability.

16. Children 24 months (2 years) and older must have a ticket to the game.

17. All information subject to change.

TICKET POLICIES AND INFORMATION

Ticket Policies – Everyone two years of age or older must have a ticket to enter the Athletic Center. The ticket holder is restricted to the section, row and seat indicated on the ticket. Persons leaving their seats during the game or between halves may be required to show their ticket stubs to the user before they are readmitted to their section.

Advance Tickets – Advance tickets are available at the Louis Brown Athletic Center Ticket Office weekdays 8:30 a.m. to 5 p.m. They may be purchased online at scarletknights.com or on game day at the Ticket Office, subject to availability. For complete ticket information or to purchase your tickets with Visa, Discover, or MasterCard via the Athletic Ticket Office, please call (866) 445-60RU.

Student Tickets – Rutgers student tickets are for use by Rutgers fulltime undergraduate students only. They are not transferable and are valid only when accompanied by a valid Rutgers student ID.

Re-Entry Policy – Spectators leaving the Athletic Center will not be readmitted.

Will-Call – The Will Call window is located at the Ticket Office.

ATHLETIC CENTER POLICIES

Gate Procedures – All spectators must present their own ticket. Spectators should not bring large bags, backpacks and similar items into the RAC. All items brought into the RAC will be inspected, including small bags such as purses and diaper bags. Spectators can speed their entry into the athletic center by leaving these items behind. The RAC regulations prohibit glass bottles, cans, alcoholic beverages, coolers, umbrellas, noisemaking devices, balloons, laser pointers, pets, balls, weapons, sticks/poles, containers, fireworks and any other items deemed dangerous or inappropriate from being brought into the facility. By use of your ticket, you consent to a reasonable search for prohibited items. Ticket stubs are not valid for re-entry.

Alcoholic Beverages – Alcoholic beverages are not permitted in the RAC. Any spectator possessing alcohol will be asked to surrender it. Any spectator under the influence of alcohol will be asked to leave the athletic center.

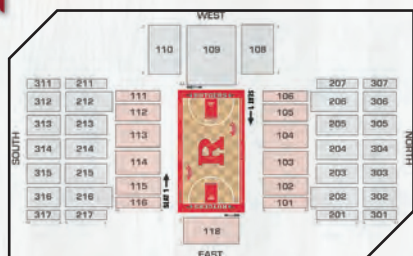
No Smoking Policy – Per university regulations, smoking is not permitted in the seating area, bathrooms and coursedes.

Pets Prohibited – Pets are prohibited in the RAC.

Playing Area Regulations – Spectators must keep off the playing area at all times. Anyone violating this policy will be escorted from the athletic center and subject to arrest. Spectators must use the athletic center exits on the main concourse level.

Public Address System – The public address system is intended primarily for spectators' information concerning the game. Please do not request the use of the public address system to make social contacts. No appeals will be made over the public address system except under exceptional circumstances.

Solicitation – The selling of any item by anyone other than university-authorized personnel in and around the RAC, including the parking lots, is prohibited. Violators are subject to prosecution.



GENERAL ATHLETIC CENTER AND INFORMATION

Starting Times - All home game tickets indicate tentative starting times. Please consult your local newspaper, check our website (www.scarletknights.com), or call the ticket office, (866) 445-60RU, to confirm starting time.

Lost and Found - Direct all inquiries to the athletic center staff (gate attendants, ushers or ticket office). Following each game, any unclaimed article will be turned over to the University Police Department and held there for proper identification. Calls can be directed to (732) 932-7211.

Athletic Center Entrance/Exit - Access the RAC via East doors adjacent to the Athletic Center Ticket office. Exit Athletic Center via all East, North and South doors.

First Aid - First aid facilities are available. Please contact the nearest usher if medical assistance is required.

Security - For police assistance, please contact the nearest usher.

Rutgers Souvenirs - An attractive array of Rutgers University souvenirs are available at the novelty booth in the South corridor.

Refreshments - Refreshments are sold from concession stands located in the East lobby and North and South corridors. The Rutgers Division of Dining Services is the Athletic Center food concession vendor.

Rest Rooms - Rest rooms are located in the East lobby. Baby changing tables are available in all rest rooms.

Telephones - Public telephones are located in the East lobby near the rest rooms. One telephone at each bank is designated for wheelchair use.

Weather or Athletic Center Emergencies - In case of any severe weather or other circumstances which may necessitate evacuation of the Rutgers Athletic Center, please follow directions of event personnel (police, ushers, P.A. announcer, etc.) to the quickest and safest exit.

Night Game Safety Suggestions - Utilize lighted areas to access and exit the Athletic Center and adjacent parking lots.

DIRECTIONS TO THE RAC

From New Jersey Turnpike (North or South)

Turn off at Exit 9, bear right after the tollbooths and follow signs for "Route 18 North - New Brunswick." Stay to the left to continue on Route 18 North. Proceed along Route 18 North, crossing the Raritan River (approximately 3.7 miles). Continue on Route 18 North. Proceed on Route 18 north. Proceed past "Campus Rd., Rutgers Stadium, Busch campus" exit, merge right and take the second exit marked Metlars Lane, Rutgers RAC, Livingston Campus. Proceed on Avenue E. The Rutgers Athletic Center will be on the left hand side.

From Garden State Parkway (North or South)

Southbound - Turn off at Exit 129 for the New Jersey Turnpike and head south. Turn off at Exit 9, bear right after the tollbooths and follow signs for "Route 18 North - New Brunswick." Stay to the left to continue on Route 18 North. Proceed along Route 18 North, crossing the Raritan River (approximately 3.7 miles). Continue on Route 18 North. Proceed past "Campus Rd., Rutgers Stadium, Busch campus" exit, merge right and take the second exit marked Metlars Lane, Rutgers RAC, Livingston Campus. Proceed on Avenue E. The Rutgers Athletic Center will be on the left hand side.

Northbound - Turn off at Exit 105 and follow signs for Route 18 North. After approximately 24 miles, you will pass the entrance for the New Jersey Turnpike. Proceed along Route 18 North, crossing the Raritan River (approximately 3.7 miles). Continue on Route 18 North. Proceed past "Campus Rd., Rutgers Stadium, Busch campus" exit, merge right and take the second exit marked Metlars Lane, Rutgers RAC, Livingston Campus. Proceed on Avenue E. The Rutgers Athletic Center will be on the left hand side.

From Route 18

Follow signs for "Route 18 North - New Brunswick." Continue along Route 18 North past the exits for "Route 27" and "Rutgers University" and proceed over the Raritan River on the John Lynch Memorial Bridge. Proceed past "Campus Rd., Rutgers Stadium, Busch campus" exit, merge right and take the second exit marked Metlars Lane, Rutgers RAC, Livingston Campus. Proceed on Avenue E. The Rutgers Athletic Center will be on the left hand side.

From Route 1 (North or South)

Turn off at exit marked "Route 18 North-New Brunswick." Proceed along Route 18 North, crossing the Raritan River (approximately 3.7 miles). Proceed past "Campus Rd., Rutgers Stadium, Busch campus" exit, merge right and take the second exit marked Metlars Lane, Rutgers RAC, Livingston Campus.

Proceed on Avenue E. The Rutgers Athletic Center will be on the left hand side.

From Route 287 (North or South)

Turn off at Exit 9 "Bound Brook/Highland Park." Proceed East on River Road toward Highland Park. Continue on River Road and you will pass under the overpass for Route 18. Make the next left onto Route 18 North. Proceed on Route 18 north. Proceed past "Campus Rd., Rutgers Stadium, Busch campus" exit, merge right and take the second exit marked Metlars Lane, Rutgers RAC, Livingston Campus.

Proceed on Avenue E. The Rutgers Athletic Center will be on the left hand side.



1 • **RACHEL HOLLIVAY**
C • SENIOR
Columbus, Miss.



2 • **KAHLEAH COPPER**
F/G • SENIOR
Philadelphia, Pa



3 • **TYLER SCAIFE**
G • JUNIOR
Little Rock, Ark.



4 • **BRIYONA CANTY**
G • RS SENIOR
Willingboro, N.J.



5 • **SHRITA PARKER**
G • SOPHOMORE
Va. Beach, Va.



11 • **ALIYAH JEUNE**
G/F • FRESHMAN
Westampton, N.J.



12 • **KHADAIZHA SANDERS**
G • FRESHMAN
Kankakee, Ill.



13 • **CYNTHIA HERNANDEZ**
G • SENIOR
Ventura, Calif.



21 • **ASHLI JEUNE**
G • RS FRESHMAN
Westampton, N.J.



22 • **ALEXIS BURKE**
F • GRAD STUDENT
Bainbridge, Ga.



32 • **DESIREE KEELING**
C/F • FRESHMAN
Roanoke, Va.



33 • **ALEX ALFANO**
G • JUNIOR
Atlantic Highlands, N.J.



40 • **VICTORIA HARRIS**
C/F • FRESHMAN
Snelville, Ga.



43 • **ARIEL BUTTS**
C • SENIOR
Columbus, Ga.

2015-2016 **ROSTER**



C. **VIVIAN STRINGER**
HEAD COACH



KELLEY GIBSON
ASSISTANT COACH



ERVIN MONIER
ASSISTANT COACH



TIMOTHY EATMAN
ASSISTANT COACH

NOVEMBER



11.13 | TBA



11.16 | 7PM



11.19 | 7PM



11.22 | 2PM



11.26 | 3:15PM



11.27 | 3:15PM



11.28 | 3:15PM

DECEMBER



12.03 | 7PM



12.06 | 2PM

IONA

12.09 | 7PM



12.13 | 4PM

LSU

12.19 | 2PM



12.31 | 1PM*

* DENOTES BIG TEN MATCHES

JANUARY



1.04 | 8PM*



1.07 | 7PM*



1.10 | 2PM*



1.13 | 7PM*



1.16 | 6:30PM*



1.19 | 6PM*



1.24 | 3PM*



1.27 | 7PM*



1.30 | 2PM*

FEBRUARY



2.04 | 8PM*



2.07 | 2PM*



2.10 | 7PM*



2.13 | 6PM*



2.18 | 7PM*



2.21 | 3PM*



2.25 | 6:30PM*



2.28 | 2:40PM*

AWAY GAMES IN WHITE
HOME GAMES IN BLACK

2015-2016 SCHEDULE



SCARLETKNIGHTS.COM @RUTGERSWBB