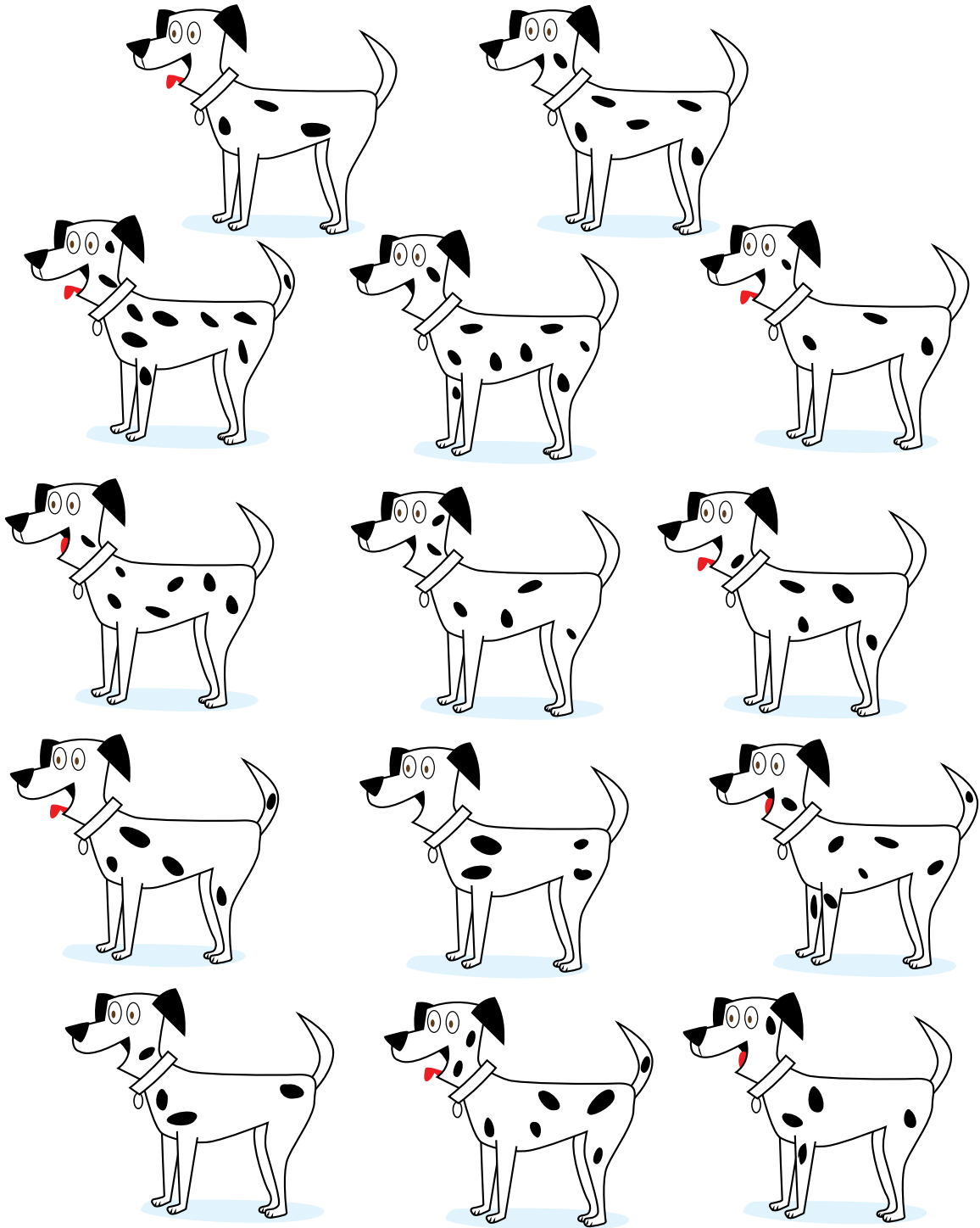
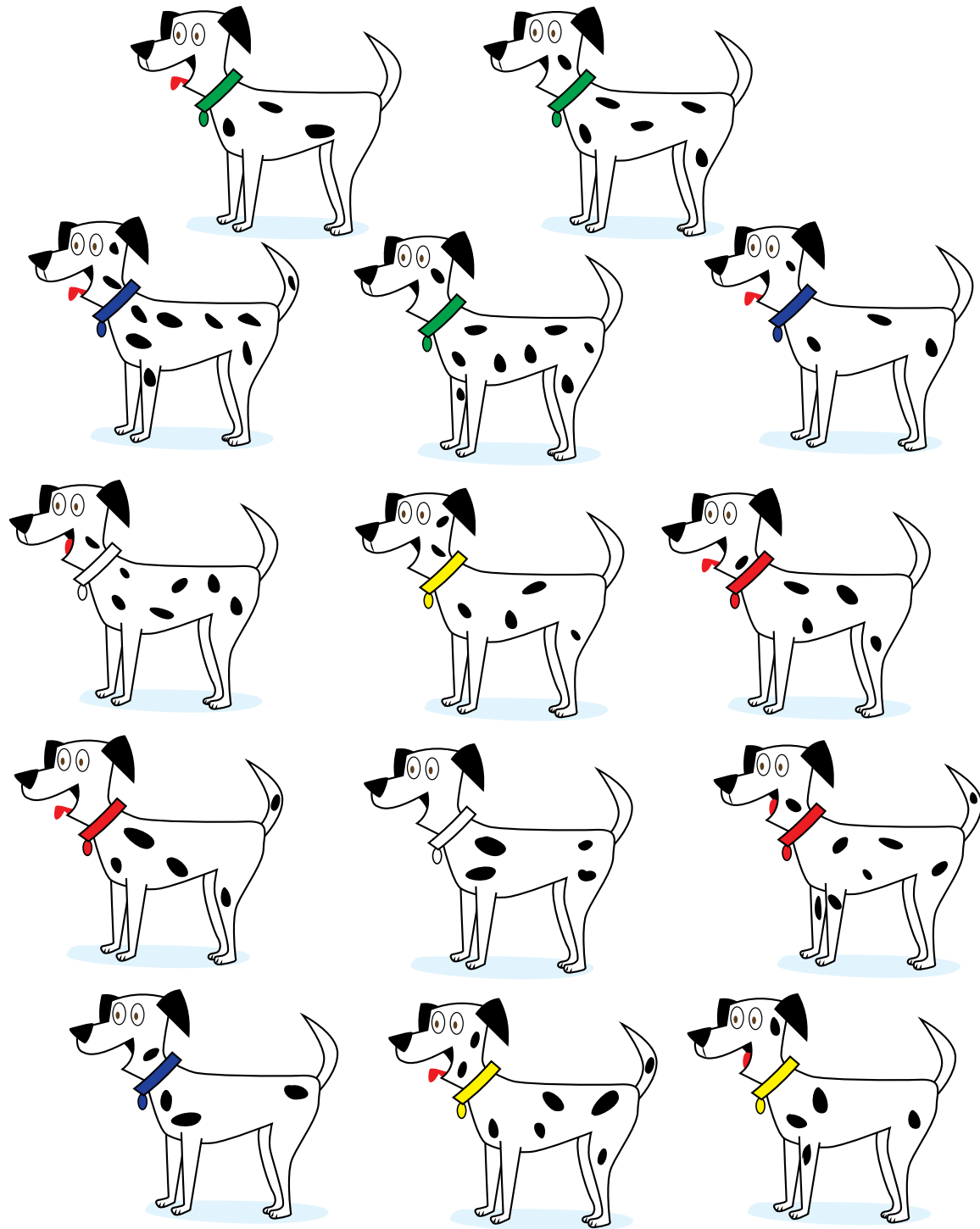


**Directions:** There are four trios of Dalmatian fire dogs whose spots add up to 18. Can you find each set of three dogs? Use markers or crayons to color matching collars for each trio of dogs. How many dogs are left over?



## Answer Key

There are 2 dogs left over



## Word Scramble

Unscramble the words below:

1. eirf tfsaye \_\_\_\_\_
2. yarksp \_\_\_\_\_
3. komse mraal \_\_\_\_\_
4. frei kctur \_\_\_\_\_
5. chares nda ceuser gdo \_\_\_\_\_
6. srien \_\_\_\_\_
7. rife pacsee lpna \_\_\_\_\_
8. siedtou eegtnim aclpe \_\_\_\_\_
9. komse mraal ttabreeis \_\_\_\_\_
10. nirpslekr metssy \_\_\_\_\_
11. otw yaws tuo \_\_\_\_\_
12. ierf paesce \_\_\_\_\_
13. rrefieghfti \_\_\_\_\_
14. rife lldri \_\_\_\_\_




# Word Scramble Answer Key

1. fire safety
2. sparky
3. smoke alarm
4. fire truck
5. search and rescue dog
6. siren
7. fire escape plan
8. outside meeting place
9. smoke alarm batteries
10. sprinkler system
11. two ways out
12. fire escape
13. firefighter
14. fire drill

# How to Plan a Fire Safety Meeting!

Having a home fire escape plan is super important! If your family doesn't have one, make sure you take the lead and plan one today. All it takes is 6 easy steps to keep you and your family safe from fire!

- 1. Set a Date!** Gather all of your family members together for a family fire safety meeting. Pick a good time, like a weekend afternoon when everyone can pay attention.
- 2. Make a map!** Work with your family to draw a map of your home. You can walk from room to room with your mom and dad and sketch out the floor plan. Make sure you include all the doors and windows in each room.
- 3. Find escape routes!** Find 2 ways out of each room. The first could be a door and the second a window. Mark them clearly on your floor plan with a 1 and 2 in every room.
- 4. Pick a meeting place!** Decide on a family meeting place out in front of your house where everyone can gather if there is ever a fire. Good spots include a large tree in your front yard, a lamppost or a neighbor's house.



## How to Plan a Fire Safety Meeting!

**5. Test your smoke alarms!** Ask a grownup to help you press the “test” button on all the smoke alarms in your home to make sure they are all in good, working condition. Your smoke alarms should be tested every month and the batteries should be changed out once a year (or any time they start beeping to let you know their batteries are low).

**6. Practice, practice, practice!** After your family has a great fire safety plan in place, practice a fire drill. Pretend there is a fire, use one of your escape routes to get out of the home and meet your family out in front at your family meeting place. And make sure your family repeats the drill at least every 6 months so it stays fresh in everyone’s heads!



That’s it! Now pat yourself on the back for being a **Superhero Alien Firefighter like Jack** and saving the day!

## How to Plan a Fire Safety Meeting!

### Fire Escape Plan Checklist

- ✓ Hold a family fire safety meeting!
- ✓ Draw a floor plan of your home!
- ✓ Find 2 escape routes from each room, mark them on your floor plan!
- ✓ Pick an outside meeting place!
- ✓ Test your smoke alarms every month!
- ✓ Change your smoke alarm batteries once a year!
- ✓ Practice your fire safety plan every 6 months!

