

The United States Fire Service Fact Sheet

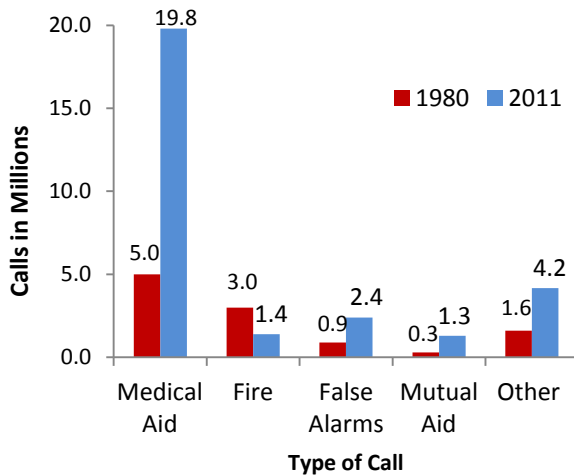
1,100,450 firefighters from 30,145 local fire departments protected the United States in 2011.

- **31%** (335,050) are career firefighters.
- **69%** (756,400) are volunteer firefighters.

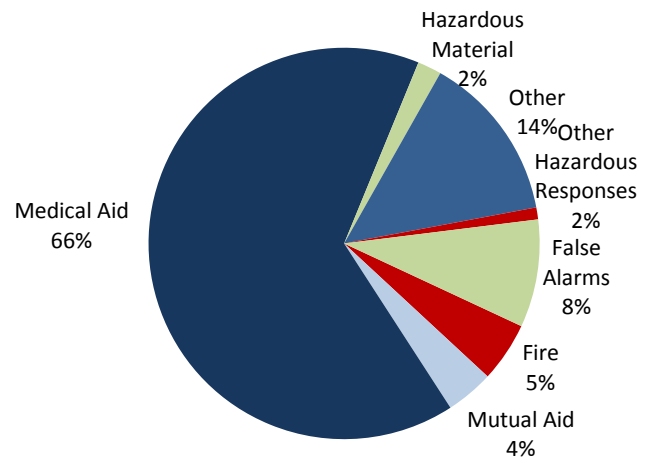
The fire service does more than fight fires.

- Two-thirds of fire department responses were medical aid calls in 2011.
- Only **5%** of fire department calls in 2011 were due to actual fires.

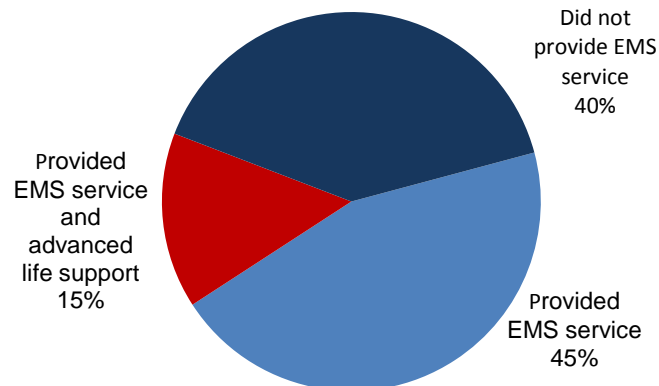
**Comparison of Fire Department Calls
In 1980 and 2011**



Fire Department Calls in 2011



**Fire Department Provision of Emergency Medical Service
2009-2011 Annual Averages**



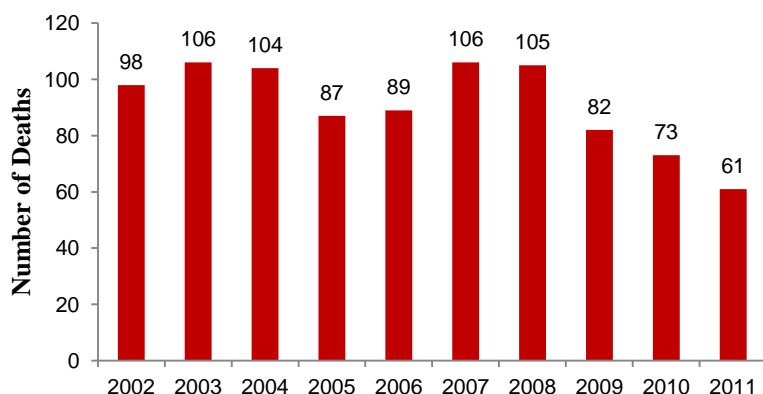
Firefighter Fatalities and Injuries

Fatalities

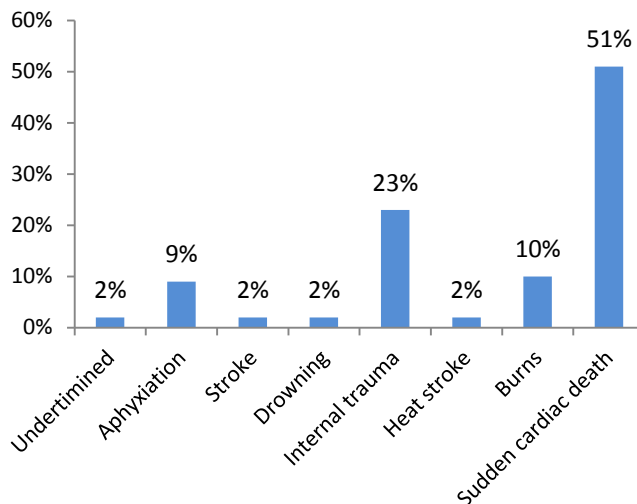
61 firefighters were fatally injured in 2011.

- Sudden cardiac death caused **31** of the fatalities.
- **30** firefighters died on the fireground.
- Residential structure fires accounted for the largest share of fireground deaths (**12** deaths).

On-Duty Firefighter Deaths: 2002-2011



Firefighter Deaths by Nature of Injury 2011

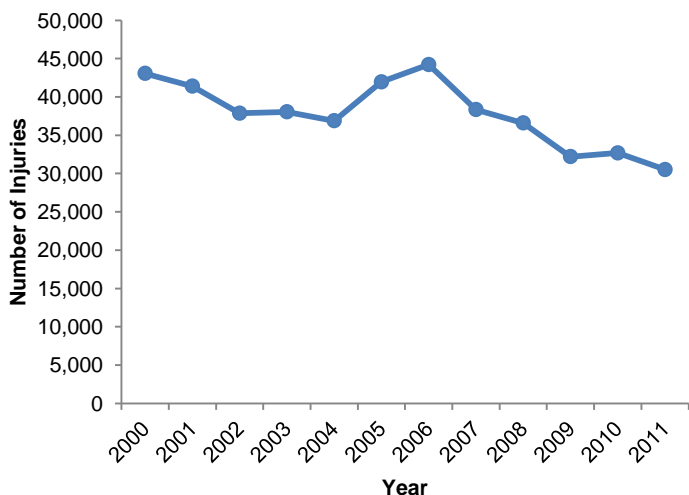


Injuries

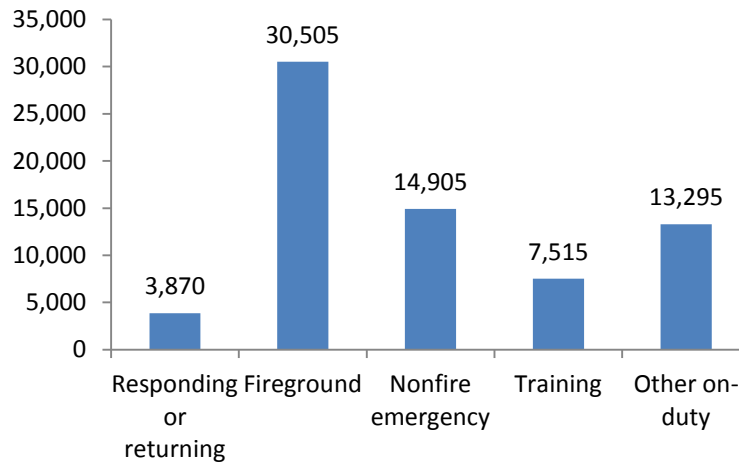
70,090 firefighters were injured in 2011.

- Strain, sprain, and muscular pain were the leading type of injury.
- **44%** (30,505) of the injuries occurred on the fireground.

Firefighter Injuries at the Fireground: 2000-2011



Firefighter Injuries by Type of Duty 2011



Sources: *Firefighter Fatalities in the United States-2011*, by Rita F. Fahy, Paul R. LeBlanc and Joseph L. Molis, firefighter fatality figures have been updated since publication, and *U.S. Firefighter Injuries 2011*, by Michael J. Karter, Jr., and Joseph L. Molis.