



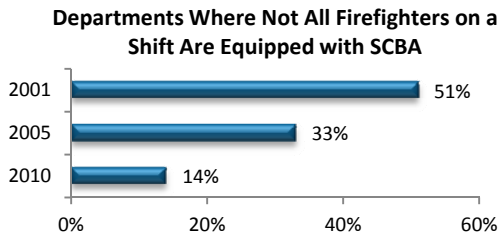
## Fact Sheet Nevada Fire Service Needs Assessment

There has been substantial progress in reducing many fire department needs, although more remains to be done.

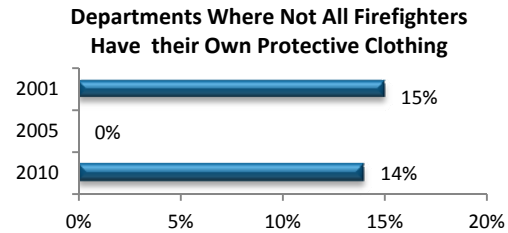
### Protective Equipment and Clothing

The 2010 percentage of Nevada departments **without enough equipment to equip all personnel** (or all personnel on a shift, as appropriate) was:

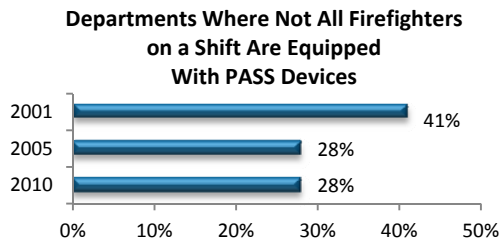
- 14% for **self-contained breathing apparatus (SCBA)**, compared to 51% in 2001 and 33% in 2005;



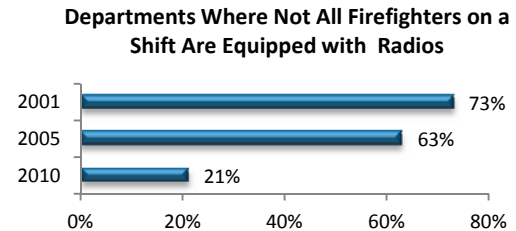
- 14% for **personal protective clothing**, compared to 15% in 2001 and 0% in 2005; and



- 28% for **personal alert safety system devices (PASS)**, compared to 41% in 2001 and 28% in 2005;



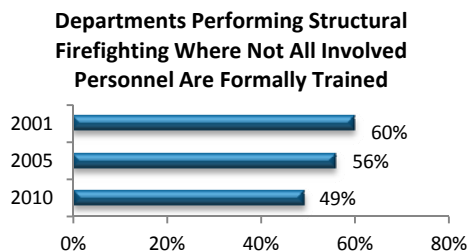
- 21% for **portable radios**, compared to 73% in 2001 and 63% in 2005.



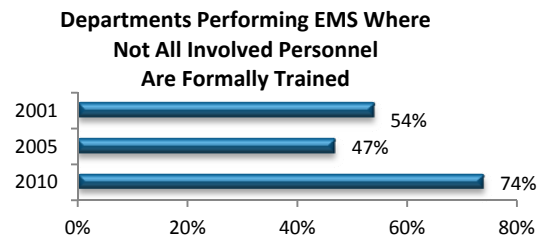
### Training

In many fire departments, **not all involved personnel have been formally trained** in their emergency response duties. The 2010 percentage of Nevada departments in which not all involved personnel have been formally trained was:

- 49% for **structural firefighting**, compared to 60% in 2001 and 56% in 2005; and



- 74% for **emergency medical service (EMS)**, compared to 54% in 2001 and 47% in 2005.

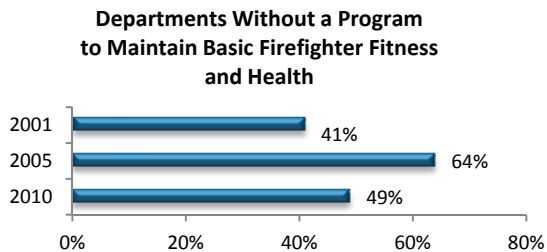


## Fitness and Health

In many fire departments, **there is no program to maintain basic firefighter fitness and health.**

The 2010 percentage of Nevada departments with no such program was:

- 49%, compared to 41% in 2001 and 64% in 2005.



## Unusually Challenging Incidents

There has been little or no progress in increasing the ability of fire departments to handle **various unusually challenging incidents** with local trained personnel and specialized equipment alone:

- Provide technical rescue and EMS at a **structural collapse** involving 50 occupants; and
- Provide hazardous material response and EMS at an incident involving **chemical or biological agents** and with 10 injuries.
- **Wildland/urban interface (WUI) fire** affecting 500 acres; and
- Mitigation of a **major developing flood**.

**However, there has been progress in the percentage of departments having written agreements for working with others.** The 2010 percentage of Nevada departments with **no** such written agreement was:

- 61% for structural collapse, compared to 58% in 2001 and 90% in 2005;
- 70% for chemical or biological incidents, compared to 54% in 2001 and 82% in 2005;
- 36% for wildland/urban interface fires, compared to 36% in 2001 and 36% in 2005; and
- 75% for developing major flood, compared to 63% in 2001 and 69% in 2005.

Success requires more written agreements, with each participating department knowing its role, providing resources needed to play its role, and helping test the plan in simulations and rehearsals.

## Stations and Apparatus

**Some stations lack specific features**, which are required by current standards but were not required when stations were constructed. Some stations are old enough that a variety of persistent or recurring problems are to be expected and replacement might be better and even cheaper. Some departments are using old fire apparatus.

- 54% of Nevada fire departments do not have backup power for their fire stations.
- 37% of Nevada fire departments do not have exhaust emission control for their fire stations.
- 10% of the fire stations in Nevada are over 40 years old.
- 11% of Nevada fire department engines and pumpers are at least 30 years old.

### Cautions on interpretation

**Trends.** For some states and most needs assessment survey questions, even large changes from one survey to another will not be statistically significant. Be cautious in interpreting results as trends.

**State-to-state comparisons.** States where a large share of departments serve small communities will tend to have greater needs according to the measures used here than states where a small share of departments serve small communities. State-to-state comparisons must be viewed with caution, particularly if the states have very different mixes of urban and rural communities.

**How rural is Nevada?** The survey for Nevada was based on the following responses:

- 3 of the 9 departments protecting populations of 25,000 or more;
- 1 of the 7 departments protecting populations of 10,000 to 24,999; and
- 6 of the 90 departments protecting populations of less than 10,000.

Access the full state report, other state reports and the national reports at <http://www.nfpa.org/needsassessment>.