




Designed and Printed by Lakshadweep Govt. Presss, Kavaratti.



UNION TERRITORY OF LAKSHADWEEP

LAKSHADWEEP KEY INDICATORS 2007



DIRECTORATE OF PLANNING & STATISTICS
KAVARATTI

Phone No. 04896-262274,263068(Fax)

Email: lak-adps@laksha.nic.in

TECHNICAL GUIDANCE

P. Abdul Shukoor
Director (Planning & Statistics)

STAFF ASSOCIATED

1. Shri P.P. Pookoya : Statistical Assistant
2. Shri K. Mohammed Musthafa : Junior Investigator

With best Compliments from



Shri.B.V.SELVARAJ, IAS
ADMINISTRATOR
UNION TERRITORY OF LAKSHADWEEP
KAVARATTI – 682555

LAKSHADWEEP

State Animal : Butterfly fish
(Chaetodon falcula)

State Bird : Noddy Tern
(Anus Stolidus)

State Tree : Bread fruit
(Arto Carpus Incisa)

Inhabited Islands (10 Nos.)

Sl. No.	Name	Population	Area (Sq.Kms)	Lagoon area(Sq.Kms)
1	Minicoy	9495	4.80	30.60
2	Kalpeni	4321	2.79	25.60
3	Andrott	10727	4.90	--
4	Agatti	7009	3.84	17.50
5	Kavaratti	10119	4.22	4.96
6	Amini	7353	2.60	1.50
7	Kadmat	5334	3.20	37.50
8	Kiltan	3669	2.20	1.76
9	Chetlat	2291	1.40	1.60
10	Bitra	267	0.10	45.61
11	Bangaram	65	0.58	46.25**
Total		60650	30.05	212.88

Uninhabited Island (17 Nos.)

Sl. No.	Name	Area (Sq.Kms)	Lagoon area(Sq.Kms)
1	Viringli	0.02	46.25**
2	Cheriyam	0.46	
3	Kodithala	0.00*	
4	Tilakkam (i)	0.02	
5	Tilakkam (ii)		
6	Tilakkam (iii)		
7	Pitti (i)	0.02	
8	Pitti (ii)	0.01	
9	Bangaram	0.58	
10	Thinnakara	0.42	
11	Parali (i)	0.02	
12	Parali (ii)	0.02	
13	Parali (iii)	0.01	
14	Kalpitti	0.07	
15	Suheli Valiyakara	0.29	78.96
16	Suheli Cheriyakara	0.28	
17	Pitti (Birds Island)	0.01	
Total		1.65	78.96

Submerged sand Banks (6 Nos.)

Sl.No	Name	Lagoon area (Sq. Km)	Sl.No.	Name	Lagoon area (Sq. Km)
1.	Bassas De Pedro	2474.33	1.	Beliapani	57.46
2.	Sesostris	388.53	2.	Cheriyapani	172.59
3.	Corahdeni	339.45	3.	Perumalpar	83.02
4.	Amini, Pitti	155.09			
5.	Elikalpeni	95.91			
6.	Investigator Bank	141.78			
Total		3595.09	Total		313.07

* Area 0.27 Ha.

GEOGRAPHY

Location:

Latitude	8°-12° 30' North
Longitude	71°-74° East
Total Geographical Area(Sq.Km.)	32
Land use Area	26.89
Territorial Water Area	20000 (Sq. Km.)
Lagoon Area	4200 (Sq. Km.)
Exclusive Economic Zone	400000 (Sq. Km)
Distance from Mainland	111 to 221 n.miles (220 to 400 kms.)

Distance by Sea (in Km.)

Kavaratti — Calicut	346
Kavaratti — Kochi	404
Kavaratti — Mangalore	352
Capital of Lakshadweep	Kavaratti
Inhabited Islands	11
Uninhabited Islands	25
Coast line	132 Km.

CLIMATE:

2006	
Annual Rainfall (mms)	Minicoy 1803.7
	Amini 1645.0
Maximum Temperature (Av °C)	Minicoy 31.7
	Amini 31.7
Minimum Temperature (Av °C)	Minicoy 25.0
	Amini 24.9

PANCHAYATI RAJ INSTITUTIONS

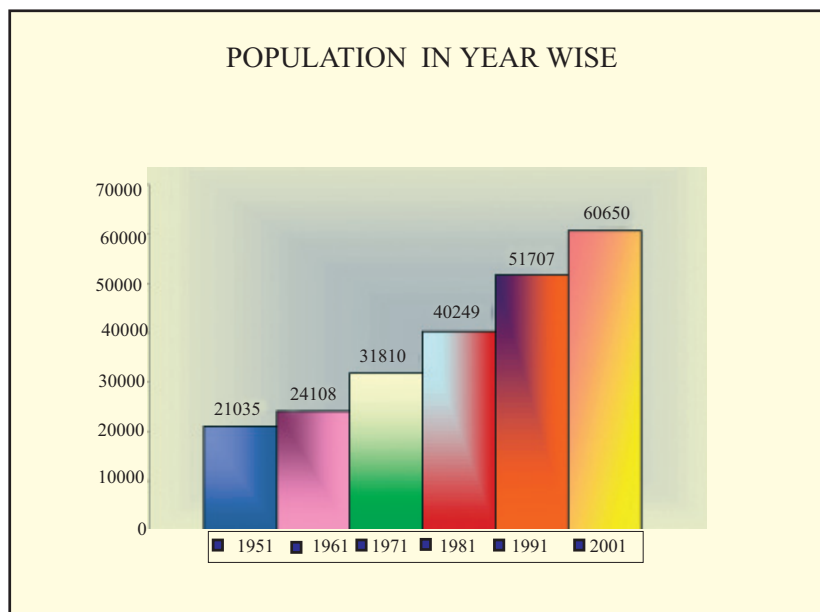
Particulars	Village (Dweep) Panchayats (V.D.P)	District Panchayat (D.P.)
No.	10	1
Member	85	25
Directly Elected (ST)	85	25
Women	32	09
Women Chairperson	04	—

Transfer of funds, functions & functionaries, 2006-07

Particulars	Funds (Rs. in lakh)	Functions	Functionaries
VDP	385.50	24 Schemes	277
DP	1373.75	25 Schemes (76 Sub-Scheme)	799

POPULATION

Census Population			
Year	1981	1991	2001
Male	20377	26618	31131
Female	19872	25089	29519
Total	40249	51707	60650
Projected Population (2007)	Male	Female	Total
	33955	32298	66253
Sex Ratio:			
(Females per 1000 males)	975	943	948
Population Density	1258	1616	1895
Growth Rate (Decadal %)	+26.53	+28.47	+17.30

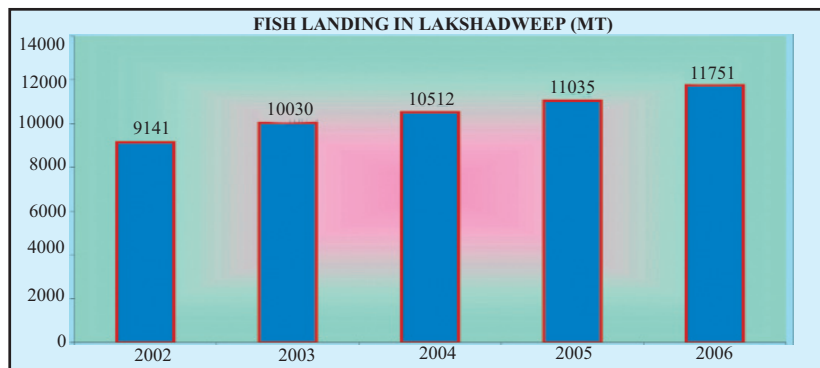


AGRICULTURE

Total geographical area	(Hectare)	3220
Total Cropped area	(Hectare)	2570
Area not available for cultivation	(Hectare)	650
Area sown more than once	(Hectare)	1565
Main Crop		Coconut
Bearing coconut trees	(Nos)	597540
Density of Bearing coconut	(Palm/Hec.)	230
Nut production	(Lakh/Year)	580.18
Productivity	(Nuts/Hec.)	22310
Average nuts production	(Palm/Year)	97
Major Pest		
Rodents		10-30% loss
Mandari/mite		25-40% loss
Rhinoceros beetle		2-5 % loss
Major Diseases		
Yellowing		5-10% loss
Stem bleeding		5-10% loss
Crown twisting		5 % loss
Bud rot		5-7% loss
Inter Crops		
	Area	Production
Banana	151 Ha.	410 MT
Papaya	105 Ha.	315 MT
Vegetables	248 Ha.	346 MT
Sale		
Coconut Variety		Price : (Rs./nut)
Laccadives Ordinary	:	5.00
Laccadives Small		4.00
Laccadives Minor		3.00
Specialities : -		
1. Organic mixed farming		
2. Unique Neera tapping		
3. Highest nut yield among States/ UT's in Indian Union.		

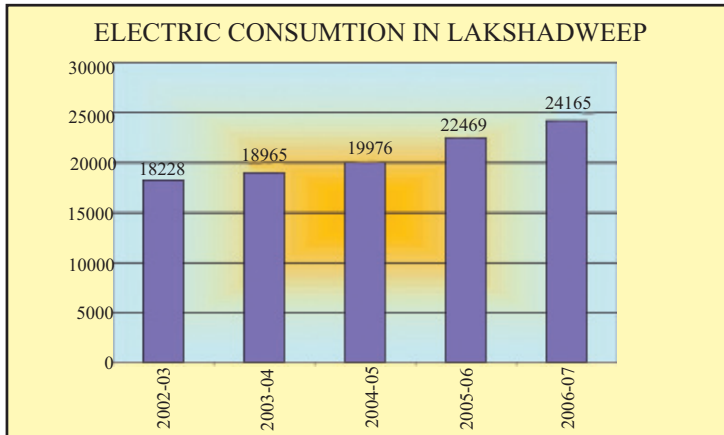
FISHERIES

Fishermen engaged in fishing (Nos.)					2006-07
Active Fishermen					2624
Part-time/Occasional Fishermen					5516
Total					8140
Boats engaged in fishing					
Country Craft					2257
Crafts fitted with out board motor					371
Mechanised Pole and Line fishing boats					195
Total Number of Mechanised boats					505
Fisheries Department Boats					
(a) 25 feet					2
(b) 38 feet					7
(c) 55 feet					1
Boat Building Yards					2
Marine Workshops					1
Fish Landing (MT)					
	Shark	Tuna	Perches	Others	Total
2006	80	8660	205	2806	11751
Fish Product Exported (MT)					
			Mas	Salted & Dried Shark	
2006			1280	24	
Infrastructures for Fish Preservation, Processing and Marketing					
Facility		Capacity (MT)		Nos.	
Shell Ice Units		1.5		1	
Cold Storage		5		5	
Tunnel Freezer		1		1	
Seawater Block Ice Plants		10		1	
(Being commissioned)					
Fishermen Co-operative Societies				3	



POWER

Installed Capacity (KW)		2006-07					
Diesel Generators		9924					
Solar Power Plants		850					
Installed Generation ('000 KWH)		28151					
Diesel Generators		27705					
Solar Power Plants		446					
Electricity Consumed ('000 KWH)		24165					
Industrial		391					
Commercial		5392					
Domestic		17065					
Street Light		1317					
No. of Connections (all branches)		20243					
Length of Lines (Kms)							
High Tension		66.78					
Low Tension		218.31					
Power Transformers (Nos.)							
First electrified island		- Minicoy on 15.9.62					
24 hours uninterrupted power supply		- Since 1983					
Transmission & Distribution loss		- 12.87%					
Per capita consumption of electricity		- 398 unit					
Tariff							
	Domestic	Commercial	Industrial	Street Light	Temporary		
	Unit	Pise	Unit	Pise	Pise		
	0-50	0.75	0-200	370	P/Unit 330	P/Unit 280	P/Unit 480
	51-100	100	201- above	480			
	101-200	200					
	201-above	300					
Date of commencement							
Online Electricity Consumer :							
1. Management System		}		01-07-2007			
2. Energy Billing System							
3. Complaints Management System							
4. Facilitation		}		01-04-2007			
Inventory/Cargo Management System (Materials Management System)							
“Consumers themself read the meter”							

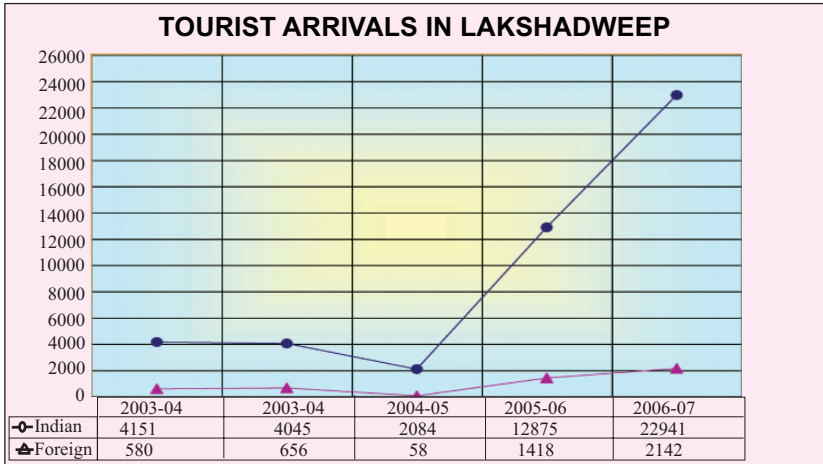


PUBLIC WORKS DEPARTMENT

		2006-07
Circle Office		1
Divisions		3
Sub Divisions		12
Total Staff	Technical	124
	Ministerial	167
	WC Staff	457
	Labourers	324
Works carried out		
Anti Sea Erosion	(Mtrs)	65311
Quarters (Admn.)	(Nos)	1514
Quarters (Other Admn.)	(Nos)	85
Length of CC Road	(Km)	167
Street Taps	(Nos)	1517
Rain Water Tank	(Nos)	
	Govt. Quarters	777
	Private Houses	1508

TOURISM

Tourist Arrivals in Lakshadweep		2006-07
Indian (Nos.)		22941
Foreigners (Nos.)		2142
Total (Nos)		25083
No. of Tourist Resorts		6
Accommodation in Resorts		No. of Beds
Kavaratti		10
Bangaram		60
Kadmat		70
Kalpeni		8
Minicoy		26
Agatti		20
Total		194
Health Club		
Kadmat		1
Dive Centre		
Kadmat		1 (Private)
Agatti		1 (Private)
Bangaram		1 (Private)
Kavaratti		1 (Dept.)



HEALTH

	No.	Beds	Doctors	Staff Nurse		
Community Health Centers	3	90	12	18		
Primary Health Centers	4	40	6	4		
Hospitals	2	70	16	10		
Total	9	200	34	32		
Ayurvedic Dispensaries	2					
Homeo Dispensaries	1					
Dental Unit	1					
First-Aid Center	1					
Sub Centers	14					
			2006-07			
Population per practicing Doctor				2920		
Population per practicing Staff Nurse				2040		
Community Health Workers/10,000 population				5		
Birth Rate				15.79		
Death Rate				4.16		
Infant mortality rate				16.71		
Maternal mortality rate				0		
Sterilization				0		
		Male		0		
		Female		39		
		Total		39		
Life expectancy (years)				65		
Immunization Status						
		DPT	OPV	BCG	Measles	TT(Pregnant Women)
2006-07		1035	1035	972	994	922

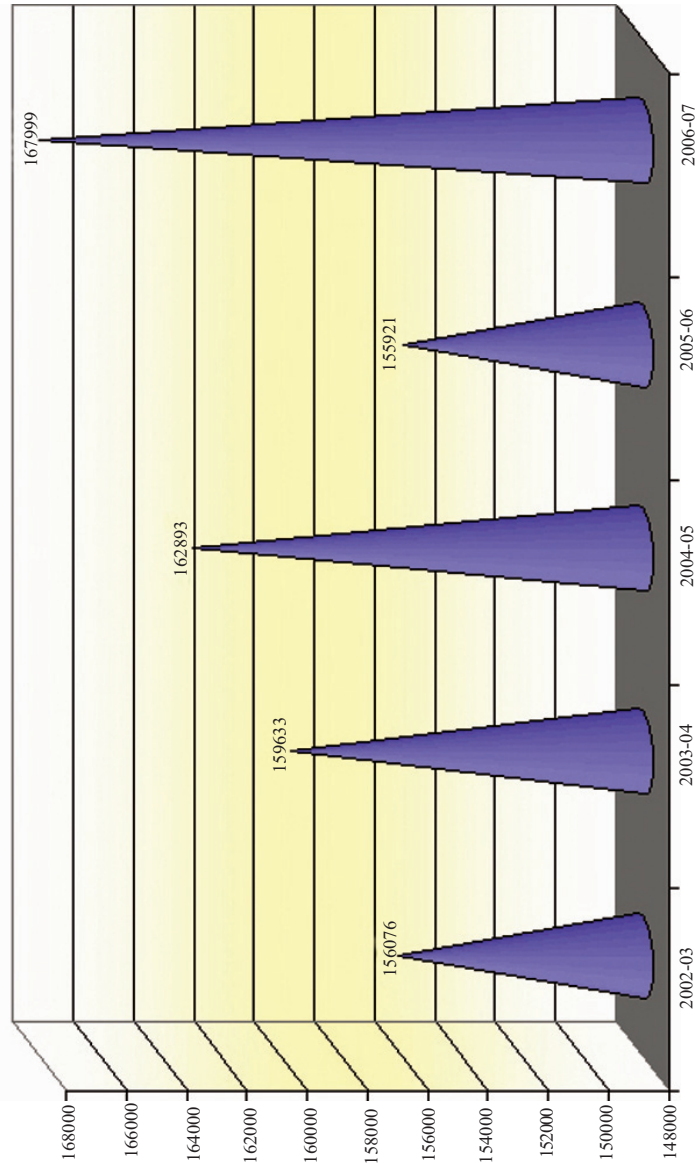
INDUSTRIES

	No.	Production
Small Scale Industries Units		2006-2007
Permanent Registered		9
Provisionally Registered		10
Departmental Units		
Fibre Factory (Coir Fibre)	7	192 MT
Coir Curling unit attached to Fibre factories (Curled Rope)	7	58 MT
Coir Production Centers (Coir Yarn)	5	26 MT
DCP (Coir) Unit		
Matting	1	323 Sq.m.
Rope mat		Nil
Zinnet mat		218 Nos.
Coir Net		20 Kg.
Hosiery Unit (T-shirts)	1	4678 Nos.
Handicraft Center	1	263 Nos.

TRANSPORT

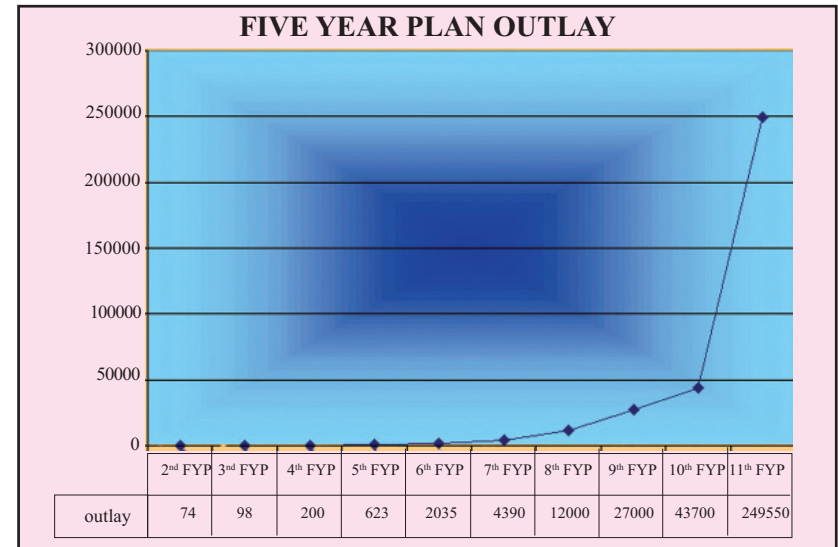
Sea Transport							2006-07	
Passenger Ships	Service.	Passenger	Cargo	Length	Horse	Speed	Passenger	Cargo
	Commencement	Capacity	Capacity	Over All(mtrs)	Power	(Knots)	Traffic	Traffic
*M.V.Bharat Seema	27-07-1982	386	160MT	86.54	2x2179	12	46229	3616
M.V.Dweep Setu	12-11-1987	150	-	48	2x368	8	9717	
M.V.Tipusultan	23-09-1988	658	-	93	2x4300	12	61736	
M.V.Amindivi	25-08-2001	150	25MT	51.57	2x1175	13	20601	875
M.V.Minicoy	19-10-2001	150	25MT	51.57	2x1175	13	12645	415
M.V.Chowra	(Chartered from A&N Administration from 18-05-2006 to 22-06-2006) Total						3609	
							154537	4906
**HSC Viringili	12-05-2007	15	-	18.95	2x600	25		
HSC Bangaram(Tourist)	12-05-2007	20	-	18.95	2x600	25		
HSC Parali	18-10-2007	150	-	35	2x1800	25		
HSC Valiyapani	15-10-2007	150	-	35	2x1800	25		
							Total	13462
Inter Island Ferry Vessels								
M.V.Hameedathbi	21-01-1992	100	-	30.21	2x1690	25	6720	
M.V.Kadeeja Beevi	21-01-1992	100	-	30.21	2x1690	25	6742	
							Total	13462
Cargo Barge								
M.V.Ubaidulla	13-05-1993	--	600MT	57.5	2x520	7	8169	
M.V.Thinnakara	06-11-1993	--	600MT	57.5	2x520	7	6944	
M.V.Laccadives	10-03-1995	--	600MT	57.5	2x520	7	8226	
M.V.Cheriyam	24-05-1997	--	600MT	57.5	2x520	7	6369	
M.V.Suheli(Oil Barge)	16-08-1987	--	60MT(Oil)	30.2	2x235	8	--	
							Total	29708
Air Transport								
Helicopter(DAUPHIN-N)	1987	9						
(DAUPHIN -N3)	2006	11						
Indian Air Lines	1997	15						
King Fisher Air Lines	2007	66	1672 KG					
(ATR -72)								
Land Transport (Cumulative (Nos))								
Two Wheelers							3786	
Three Wheelers							201	
Four Wheelers							146	
Commercial Vehicles							764	
Total							4897	
*M.V : Mechanised Vessel								
**HSC : High Speed Craft								

YEAR WISE PASSENGER TRAFFIC BY SHIP/ FERRY VESSELS



BUDGET

Allocation (Rs. In Lakh)	2007-08
Plan	22211.00
Non-Plan	26535.00
Total	48746.00
Revenue Receipts (Actual)	2277.00
11th Five Year Plan Proposed Outlay (2007-12)	Rs. (lakh)
Agriculture	5539.80
Animal Husbandry	2874.83
Transport	65069.93
Fisheries	9465.00
Tourism	75398.97
Co-operation	4140.15
Power	19643.41
Anti Sea Erosion	5650.25
Education & Sports	6427.62
Medical & Public Health	4103.46
Rural Development	1455.50
Social Justice Empowerment & Culture	1953.75
Others	142868.86
Total	249550.00
Five Year Plan	2 nd 3 rd 4 th 5 th 6 th 7 th 8 th 9 th 10 th 11 th
Outlay (in lakhs)	74 98 200 623 2035 4390 12000 27000 43700 249550
% Expenditure	54 102 95 61 138 154 118 127 114



EDUCATION

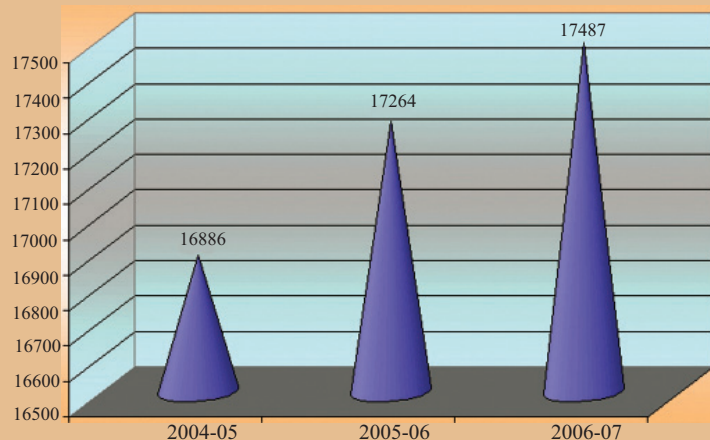
Literacy Rate	Year	Male	Female	Total
(excluding 0-6 age group)	2001	92.53	80.47	86.66
	1991	90.18	72.89	81.78

Education Institutions	No.	2006-07 Teachers			Student Enrolment		
		Male	Female	Total	Male	Female	Total
		Nursery Schools	10	-	49	49	344
Junior Basic School	21	173	104	277	3029	2936	5965
Senior Basic School	4	62	25	87	2121	1855	3976
High School	4	88	49	137	2175	1977	4152
Senior Secondary School	9	190	83	273	1012	1034	2046
Navodaya Vidyalaya	1	9	7	16	131	99	230
Kendriya Vidyalaya	1	12	4	16	89	59	148
University Centres	2	14	5	19	83	137	220
B.Ed. Centre	1	6	-	6	21	18	39
Total	53	554	326	880	9005	8482	17487

Scholarship distributed (In lakhs)

In Mainland institution	:	190.81
In Island institutions	:	125.58
Total Scholarship distributed :		316.39

STUDENT ENROLMENT



LABOUR & EMPLOYMENT

Person on Live Register (Nos)		2006-07		
	Male			8099
	Female			3665
	Total			11764
Placement (Nos.)				
	Male			2797
	Female			718
	Total			3515
Industrial Training Institute				
ITI introduced in Lakshadweep	01-11-1988			
No. of ITI				1
No. of Trades				4
Name of Trades	1. Stenography (Both)			
	2. Cutting & Sewing (Female)			
	3. Carpentry (Male)			
	4. Diesel Mechanic (Male)			
No. of Technical Staff		Male	Female	Total
		7	1	8
Total number trainees admitted		18	17	35
Total number of trainees passed		9	12	21

ENVIRONMENT & FORESTS

No. of protected areas	-	1
Pitti Bird Sanctuary	-	Bird Sanctuary for terns
Important turtle nesting places	-	Suheli, Thinnakara, Kalpitti, Cheriyam

Biodiversity of Lakshadweep

Name	No. of Species
Plants	248
Mangroves	2
Corals	148
Sponges	91
Sea Weeds	114
Sea grass	6
Crustaceans	68
Echinoderms	92
Mollusks	227
Turtles	4
Cetacean	12
Birds	101
Ornamental Fishes	300
Fishes	601

CO-OPERATION

		2006-07
Total Co-operative Societies	Nos.	57
Members	Nos.	68820
Share Capital	('000 Rs.)	6936
Working Capital	('000 Rs.)	142749
Copra Marketed through L.C.M.F		
Quantity	(MT)	2831.91
Value	(Lakhs)	1015.86
Loan issued	(Lakhs)	192.92
Fare Price Shop	(Nos.)	35
Ration Cards		14722
Consumer articles sold (lakhs)	Value	
	Ration Commodities	738.33
	Others	818.83
Godowns		
	No.	Capacity (MT)
Govt.	9	2421
Co-operatives	17	4252
Total	26	6673
PDS item supplied		
Item	Scale of issue	Retail selling price
Rice (01-03-06 Onwards)	8 Kg per adult p.m	Rs. 10.40/kg
APL	4 Kg per child p.m	
Wheat	No limit	Rs.7.10/kg
Sugar	1 Kg per head p.m	Rs.13.50/kg
Kerosene Oil	5 Liters per ration card	Rs.12.60/lt.
Antyodaya	35 Kg Rice per family @ Rs.3/kg for 400 families	
Annapurna	10 Kg rice per person free of cost to 58 persons	
BPL Families	35 Kg per family at Rs.6.15 Kg for 885 families.	
Imports by Civil Supply Department		
Rice	(M.T)	5071
Wheat	(M.T)	40
Sugar	(M.T)	1134
Kerosene Oil	(K.L)	1025

SCIENCE & TECHNOLOGY

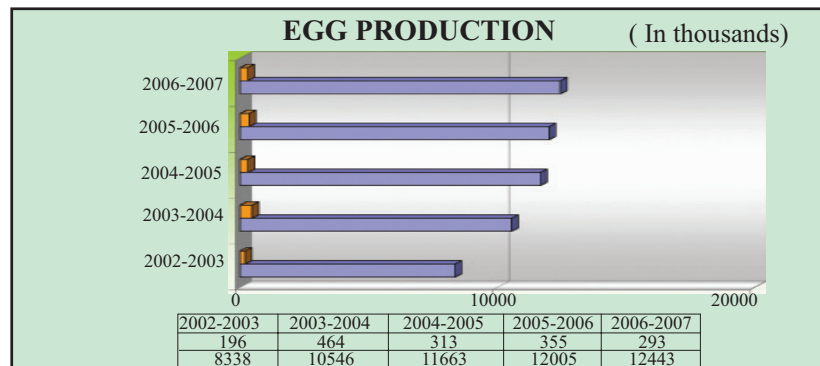
Science Awareness Programmes	2006-07
Fish Aggregation Device	5
Island Development Authority & other studies	2
Research Vessel for Coral Reef	1
Sanitation Providing low cost bio toilet	1
Exp. Management of solid waste	3
Monitoring of Metrological/	
Oceanographic Parameters	1
Construction of RWHS	66
Construction of Museum & Planetarium at Kvt.	1
Projects	
LIWAMP	
LCRMN	
Cal-Val Site	
Sewage Treatment	
Part-time observatory at Kavaratti	
Automatic weather station at Kavaratti	
Cyclone warning system at Kavaratti	
Tide Gauge at Kavaratti & Minicoy	

COMMUNICATION

		2007
Post Office/Sub-post Office	(Nos.)	9
Branch Office	(Nos.)	1
Telegraph Offices	(Nos.)	9
Telephone Exchange	(Nos)	11
Telephone Connections (31 st March)		8671
Telephone density ('000 population)		131

ANIMAL HUSBANDRY

2006-07			
Central Hatchery			1
Regional Hatchery			3
Hatchery Units			5
Central Poultry Farm			1
Govt. Poultry Farm			5
Poultry Demonstration Unit			3
Veterinary Hospitals			3
Veterinary Sub Centers			7
Artificial Insemination/Natural Service Center			7
Veterinary Dispensaries			6
Dairy Demonstration Unit			2
Slaughter House			1
Veterinary First-Aid Centers			1
Boyer Goat Farm			1
Fodder Unit			3
Bull/Buck Unit			9
ICE Cream Plant			1
Livestock (Nos.) (As per 2002 Livestock Census)			
Cattles			4206
Goats			46333
Poultry			130651
Ducks			10740
Turkey			1476
Other Poultry (Japanese Quail, Guinea Fowl etc.)			5006
Milk Produced			
Private Sector			1822
Govt. Sector			27
Total			1849
Egg Produced			
Private Sector			12443
Govt. . Sector			293
Total			12736
Chicks Produced			
Govt. . Sector			181
Treated and Vaccinated			
		Treated	Vaccinated
Animals (Nos)		21474	31805
Birds (Nos)		183669	139730
Artificial Insemination		650	



SOCIAL WELFARE

Item	2006-07
Art & Culture	
Central Library (Nos.)	1
Public Libraries (Nos)	9
Reading Room - cum - Library(Nos.)	1
Number of books in stock (Nos)	159737
Museum	1
Lakshadweep Kala Academy	1
Women & Child Development	
Crèches (Nos.)	14
Beneficiaries (Nos.)	294
Balawadi Centres	10
Beneficiaries (Nos.)	233
Adolescent girls(11 to 18 years)	
beneficiaries(SNP)	746
No. of children (6 months to 6 years)	
beneficiaries (SNP)	5758
Anganwadi Centers (Nos.)	74
Beneficiaries (Nos.)	
Children (0 to 6 years)	6308
Pregnant Women	550
Nursing Mothers	1208
Adolescent Girls	746
Expenditure for Special/Supplementary	
Nutrition Programme (Lakhs) Plan	36.24
Non-Plan	15.01
Social Welfare & Tribal Affairs	
Pension beneficiaries (Nos)	525
Pension to disabled	182
Identity Card issued to Handicapped Person	658
Old aged	160
Assistance given to Lakshadweep Haj Committee	3 Lakhs

POLICE

Strength	349
Lakshadweep Home Guards	49
Police Stations	9
Police Outpost	2
Police Aid Post	1
Police Wireless	10
Crimes	
Attempt to Murder	2
Burglary	3
Thefts	17
Arson	4
Hurt	5
Cruelty by husband or relatives	1
Criminal Breach of Trust	-
Riots	12
Crimes under Local and Special Laws	13
Other I.P.C Crime	37
Total	94
India Reserve Battalion	
Strength	355

LEGAL METROLOGY & CONSUMER AFFAIRS

No. of Redressal Fora	:	2
No. of cases filed in Redressal Fora so far	:	66
No. of cases disposed	:	64
No. of cases pending	:	2
No. of Weights & Measures Units	:	3
No. of Shops & Establishments	:	896

TABLE - 12

DISTANCE BETWEEN ISLANDS AND ISLANDS TO MAINLAND PORTS (In Kilometres)

	Kochi	Machh	Ming	19a	Mngl
	C.ou	219	330	178	118
	And	228	257	293	158
	Amn	107	343	307	407
	Kdk	11	119	320	294
	Br	72	80	183	404
	C.M	56	65	141	348
	Kl	37	89	99	102
	Agl	57	111	104	80
	Kvt	57	115	128	124
	Suh	81	169	178	167
	Kjp	141	178	206	228
	Mcy	211	219	252	296
	C.ou	228	257	293	158
	Amn	107	343	307	407
	Kdk	11	119	320	294
	Br	72	80	183	404
	C.M	56	65	141	348
	Kl	37	89	99	102
	Agl	57	111	104	80
	Kvt	57	115	128	124
	Suh	81	169	178	167
	Kjp	141	178	206	228
	Mcy	211	219	252	296
	C.ou	228	257	293	158
	Amn	107	343	307	407
	Kdk	11	119	320	294
	Br	72	80	183	404
	C.M	56	65	141	348
	Kl	37	89	99	102
	Agl	57	111	104	80
	Kvt	57	115	128	124
	Suh	81	169	178	167
	Kjp	141	178	206	228
	Mcy	211	219	252	296

(In nautical mile = 1.852 Kms)