

SWAZILAND POPULATION PROJECTIONS 2007-2030

Changing Shape of the Population Pyramid

Figure 1: Swaziland, 2007 Population Pyramid

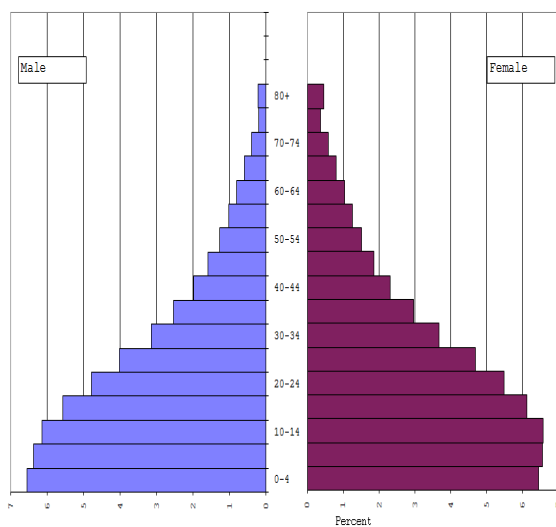
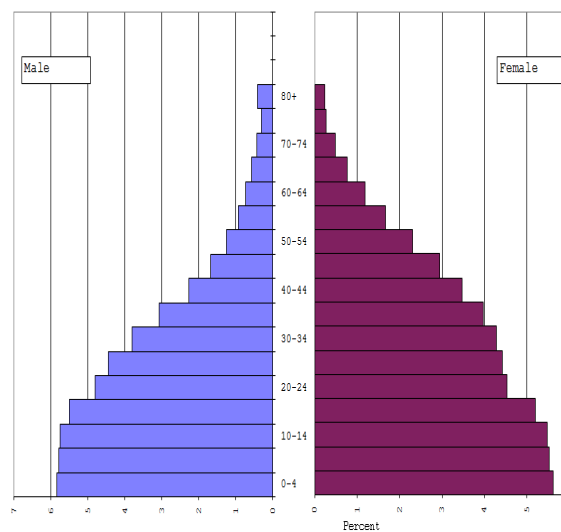


Figure 2: Swaziland, 2030 Population Pyramid



Central Statistical Office
P.O. Box 456 Mbabane
Tel: (+268) 24042151/4
Fax: (+268) 24047744

Table of Contents

CHAPTER 1: INTRODUCTION	1
1.1 Background.....	1
1.2 Population Projections.....	1
1.3 Methodology.....	2
1.4 Choice of Population Projection Software	3
CHAPTER 2: PROJECTION ASSUMPTIONS.....	5
2.1 THE BASE POPULATION	5
2.2 ASSUMPTIONS	6
2.2.1 Fertility Assumptions.....	6
2.2.2 Mortality Assumptions	11
2.2.3 Migration Assumptions.....	15
CHAPTER 3: PROJECTION RESULTS.....	16
3.1 Introduction.....	16
3.2 Results	16
3.3 Implications of the Results	17
References.....	19

List of Tables

Table 1: Enumerated and adjusted population by region	6
Table 2: Swaziland Fertility (TFR) Assumptions (2007-2030)	9
Table 3: Swaziland Mortality Assumptions : Life Expectancy at Birth by Sex (Years), 2007-2030.....	13
Table 4: Summary of Demographic Indicators, Swaziland 2000-2030	20
Table 5: National Population by Age, Sex and Place of Residence	22
Table 6: Regions Population by Age and Sex	125
Table 7: Special and School Going Populations by Age, Sex and Place of Residence.....	320
Table 8: Regions Special and School Going Populations by Age and Sex	360

APPENDIX

Appendix 1: Swaziland Mid Year Population by Sex and Place of Residence:2007-2030 (Medium Variant)	440
Appendix 2: Fertility Assumptions by Variant	443
Appendix 3: Swaziland Mortality Assumptions: Life Expectancy at Birth by Sex and Scenario; 2007-2030	444
Appendix 4: Swaziland Mid-Year Population by Variant: 2007-2030	445
Appendix 5: Changing Shape of the Population Pyramid	446

CHAPTER 1: INTRODUCTION¹

1.1 Background

The 2007 PHC was undertaken over a period of three weeks from the 28th April to 17th May 2007. It was the fifth census since 1966. The PHC is a primary source of basic benchmark statistics to plan for and implement economic and social development in the country. It also provides a sampling frame as well as a baseline and related functional projections that are crucial for sectoral planning.

Improving the quality of life of the population in the area of health, education, employment, housing, etc., requires reliable disaggregated data. Such data are prerequisites for effective planning and optimum allocation of scarce resources, both for the current period and the future. Population projection provides the tool for packaging reliable data on the probable future size, structure and distribution of the population to inform decision-making, implementation, monitoring and evaluation of the national development programmes such as the NDS, PRSAP, Performance targets etc. and global initiatives including MDGs.

This report contains the methodology used in producing the projections and the projection results for National, urban/rural areas and regions.

1.2 Population Projections

Population projections are procedures involving calculations of future population size and their characteristics based on assumptions about the future trends in fertility, mortality and migration. Due to the uncertainty in predicting the precise future trends in fertility, mortality and migration, it is not possible to predict the exact future size and characteristics of a population with confidence. Projections therefore are intelligent calculations as to what would happen to current population under specified assumptions of fertility, mortality and migration in future years. In this perspective, the terms projections and forecasts differ. Forecast implies a prediction into the future using the current data and most plausible assumptions. It provides the most probable outcome in the immediate future under a set of plausible assumptions. In contrast,

¹ This Report was prepared by Nombulelo Dlamini, Choice Ginindza, Thembi Vilane, Fortune Mhlanga, Robert Fakudze and Samuel Kalu, the Technical Adviser.

projections are carried out based on a number of alternative assumptions, within the realm of possibility. In effect, the difference between projections and forecasts often relates to the probabilities of the assumptions coming true and hence containing an element of uncertainty. Population projections produce the probable size and composition of the future population and there is no means to check their credibility until the actual counts at a later date are available.

Population projections are used for various purposes, most commonly for development planning in which they serve as a basis for determining future needs.

Population projections are also important for policy dialogue. The most crucial aspect of the policy formulation process is recognizing trends in the population components (fertility, mortality and migration) since they have an influence on the future population characteristics.

1.3 Methodology

The cohort-component method was used in preparing the population projections. Using the initial population distributed by five-year age groups and sex, the method projects the population by updating the population of each age- and sex-specific group according to assumptions about three components of population change: fertility, mortality, and migration. The projected size and age structure of the population at any point in the future depends entirely on the size and age structure at the beginning of the period and the age-specific fertility, mortality, and migration rates over the projection period.

Hence preparation of population projections depends critically upon establishing a reliable base population, the likely future trends of fertility, mortality and migration during the projection period, based on knowledge of past trends in each of these components, socio-economic changes and population policies expected to take place during the projection period.

Accordingly, the quality of the census data was evaluated to inform preparation of a reliable baseline population for the projection exercise. The past trends in fertility, mortality, and migration were carefully analyzed, while the current levels and patterns were established. The projection of the probable future course of the components of

population change was then conducted in the context of existing demographic history, extant policies, including the most recent 2002 National Population Policy, 2005 Decentralization Policy, 2006 Poverty Reduction Strategy and Action Plan, SME Policy and socio-economic changes anticipated to take place during the projection period.

The span of any projection deserves important consideration. It should be informed among other things by the use to which the projection results are to be put. The longer the time horizon of a projection, the larger would be the uncertainty that would be associated with the results (O'Neil, Brian C., et al., 2001). Keyfitz (1981) and Keilman (1990) recommends short projection horizon of 10 to 20 years. In the context of a high HIV and AIDS epidemic as in Swaziland, a relatively short time horizon is desirable to minimize the uncertainties. Hence, the projection period was set at 23 years, from 2007 to 2030.

1.4 Choice of Population Projection Software

There are a number of population projection software programs that are frequently used, however, a choice was made between two, namely:

- **Spectrum**, developed by The Future Group, and
- **Rural-Urban Projection** developed by the US Bureau of the Census

For a population like Swaziland where the AIDS epidemic has had a significant impact on mortality, and affected both life expectancy at birth and the age-sex pattern of mortality, the use of the age pattern of mortality in the model life Tables in Spectrum(DemProj) will not be appropriate. This is because, the age pattern of mortality may have departed significantly from the patterns described in the model life Tables. Spectrum(DemProj) does not contain an editor to allow interactive entry of empirical age-specific schedule of mortality. However, it does allow the use of a custom life Table, which is somewhat cumbersome to create. Spectrum (AIM) requires data describing the characteristics of the HIV and AIDS epidemic and the response to it. Information on some of the required national data is either not available or incomplete. For these considerations, the Rural-Urban population projection program (RUP) was chosen for the projection.

The RUP program uses a cohort-component method to project the population by single years of age and sex. It is pertinent to note that the 2007 census population data was used as base. RUP has an editor that allows interactive entry of empirical age-specific schedule of mortality. It also has a number of features that allow a considerable amount of flexibility in specifying projected trends in fertility, mortality and migration compared with other frequently used population projection programs.

RUP uses the empirical and projected age-specific schedules of mortality provided, and appropriate separation factors specified, to generate a series of life Tables. Using interpolated values of central death rates from the life Tables, RUP estimates the number of deaths and subtracts them from each cohort. It also takes into account internal and international migration. It estimates births for each year of the projection using fertility rates and the female population in the reproductive ages. The annual number of births constitutes new population cohorts that are followed through in course of the projection period. Its output also includes a variety of demographic indicators that allow a detailed examination of the results.

CHAPTER 2: PROJECTION ASSUMPTIONS

2.1 THE BASE POPULATION

Development of population projections requires the total number of people by age and sex for the base year. The data is distributed by five year age groups for both males and females up to the age 80 years and older. The base population was evaluated and adjusted as necessary, using appropriate demographic techniques.

The adjusted base population was then moved from the date of enumeration to the midyear using the growth rate based on estimated fertility, mortality and migration. The actual date of enumeration was 11 May 2007 and the national population was advanced to mid-year (1st July 2007). MOVEPOP spreadsheet in PAS program developed by the US Census Bureau was used for the advancement of the population to mid-year.

The region and urban/rural populations were adjusted so that their sum equals that of the national population (by age group and sex) using the CTBL32 spreadsheet in PAS program. Table 1 shows the enumerated and mid-year populations by region.

Table 1: Enumerated and adjusted population by region

Distribution of enumerated population and population adjusted to midyear by region and sex , Census 2007						
Region	Enumerated population (2007 Census)			Base population (Adjusted and moved to 1 st July 2007)		
	Total	Male	Female	Total	Male	Female
Swaziland	1,018,449	481,428	537,021	1,020,102	482,209	537,893
Urban	225,293	108,071	117,222	225,700	108,264	117,436
Rural	793,156	373,357	419,799	794,402	373,945	420,457
Region						
Hhohho	282,734	134,879	147,855	283,182	135,069	148,113
Manzini	319,530	149,908	169,622	320,387	150,274	170,113
Shiselweni	208,454	96,668	111,786	208,649	96,709	111,810
Lubombo	207,731	99,973	107,758	208,014	100,157	107,857

2.2 ASSUMPTIONS

2.2.1 Fertility Assumptions

Introduction

Information on the level of fertility as measured by the total fertility rate (TFR), and its pattern, as defined by the age-specific fertility rates (ASFR), are the prerequisites to the development of population projections. The TFR is the number of live births a woman would have if she survived to age 50 and had children according to the prevailing pattern of childbearing at each age group. It is not an average of the number of live births for currently surviving women, but an estimate of the current level of fertility in terms of the average number of live births that would occur per woman if the current age-specific fertility rates remained constant and all women survived to the age of 50.

These fertility rates (i.e. the TFR and ASFR) were calculated for the base year from reports on births in the last 12 months prior to the 2007 census date.

Assumptions

Fertility has been declining over the years from 7.83 in 1966 to 3.95 in 2007. It is worth noting that the TFR has declined significantly with the latest estimate showing a sign of stabilization. This suggests that the momentum of the decline is decreasing. In general the decline is observed in both urban and rural areas with a pronounced decline in urban areas. The declining trend in fertility has been driven partly by the rise in contraceptive prevalence rate (CPR) from 34 percent in 1998 to 51 percent in 2006/07. According to the National Population Policy the target is to increase CPR to 65 percent by 2022. Of relevance too is the Government's strategy of increasing access to condoms and promoting their use among sexually-active people as part of the effort to curb the spread of HIV and AIDS. This could also contribute to sustaining fertility decline.

The population projections took into consideration the target of the 2002 population policy to reduce the total fertility rate (TFR) from 4.5 in 1997 to 3.0 by 2022. The establishment of a fully fledged population policy unit (National Population Unit) which works closely with the sexual and reproductive health unit (SRHU) with the technical and financial assistance from development partners demonstrates government's commitment to implement the intervention strategies.

With the education policy that provides free, inclusive and accessible compulsory education, school enrolment has been increasing steadily for both males and females with a net attendance rate of more than 95 percent. According to the 2010 Multiple Indicator Cluster Survey (MICS), the Primary school completion rate is high at 91 percent and the transition rate to secondary school is also high at 84 percent. The primary school completion rate is even higher amongst women (102 percent) compared to their male counter parts (81 percent). This is in line with the millennium development goal and target of ensuring that all boys and girls by 2015 would have been able to complete a full course of primary education. Indicators of the fertility-inhibiting effect of female education are becoming observable. For instance, the age at sexual debut in the country has increased from less than 15 years to 18 years SDHS 2006/07. The delay in sexual initiation, coupled with high level of school enrolment is likely to contribute to fertility reduction.

The SADC policy of 30 percent quota of women as legislators has been domesticated in country both in parliament and at cabinet level. The Ministry of agriculture and other development partners are capacitating women at community level on micro management and improvement of food security. All these contribute to empowerment of women in the country by improving their socio economic status which could lead to their adoption of fertility-reducing behaviour.

A number of studies in the region have shown the negative effect of HIV infection on fertility (Grey 2006). Thus, the high HIV prevalence in the country mainly amongst women is likely have a depressing effect on fertility. Taking into account the foregoing, fertility is assumed to maintain a gradual declining trend during the projection period.

Due to the complexity of predicting fertility change, three scenarios of future fertility trends were assumed. These were high, medium and low scenarios. However, the discussion in this report is basically on the medium scenario. The medium scenario assumes that during the projection period (2007 to 2030), TFR would decline from 3.95 to 2.90. The low scenario assumed that TFR would decline from 3.95 to 2.40, while the high scenario assumed it would decline from 3.95 to 3.40 during the same period). Several PAS spreadsheets were used to project either the fertility level (TFR) or the age-pattern (ASFR) from 2007 to 2030. The TFRLGST and REL-GMPZ spreadsheets were used for interpolation of annual Total Fertility Rates and Age-Specific Fertility Rates respectively. To extrapolate for the ASFR corresponding to the TFR of the final projection year, ASFRPATT was employed. Table 2 summarizes the TFR assumptions for the national medium scenario projection.

Table 2: Swaziland Fertility (TFR) Assumptions (2007-2030)

Year	TFR
2007	3.95
2008	3.90
2009	3.85
2010	3.80
2011	3.74
2012	3.68
2013	3.62
2014	3.56
2015	3.50
2016	3.44
2017	3.38
2018	3.32
2019	3.26
2020	3.20
2021	3.16
2022	3.12
2023	3.08

2024	3.04
2025	3.00
2026	2.98
2027	2.96
2028	2.94
2029	2.92
2030	2.90

2.2.2 Mortality Assumptions

Introduction

The HIV/AIDS epidemic represents an unexpected demographic crisis. It has lowered the projected life expectancy for sub-Saharan Africa, in particular, where infection rates are above 2 percent of the population in 45 countries.

In the nine most affected countries (mostly in eastern and southern Africa), current UN estimates show that AIDS mortality lowers the projected 2015 population by nearly 18 percent compared to what it would have been without AIDS.

In Swaziland, the AIDS epidemic has had a significant impact on mortality. It affected both life expectancy at birth and the age-sex pattern of mortality. It is therefore necessary to incorporate the effect of AIDS in the population projection in light of current trend in the HIV prevalence and the national response to the crisis. Government considers the HIV and AIDS epidemic as both a health problem, and a development challenge with social, economic and cultural implications. The fight against the epidemic is therefore considered as a national priority, with the target to halt and begin to reverse the spread by 2015. Assumptions underlying mortality projection have been made in the context of reported stabilizing trend and expected decline in HIV prevalence, increasing availability of numerous HIV prevention measures and increased access to antiretroviral drugs. These developments hold the promise to favourably alter the HIV and AIDS epidemiological profile of Swaziland, as infection rates will reduce, while more HIV-infected persons will be living longer. Against this background, and drawing from the trend in the rate of mortality improvement in the pre-HIV and AIDS era, life expectancy at birth is projected to improve, albeit modestly during the projection period.

Assumptions in the Context of AIDS

The life expectancy at birth and the adjusted age-specific death rates for the base year were derived from the 2007 census data for males and females using the spreadsheet LTPOPDTH in Population Analysis Spreadsheets. Determination of the rate of improvement in life expectancy at birth during the projection period (2007-2030) was guided by analysis of the rate of improvement during the pre-HIV and AIDS era. The set of age-specific death rates derived from the 2007 census data was used as the baseline input because it reflects the mortality effect of AIDS on the population and is consistent with the base year life expectancy at birth. Projection of

the age-specific death rates corresponding to each projected life expectancy at birth was done using the base year age-specific death rates and the spreadsheet MATCH in MORTPAK package. The purpose of this procedure is to maintain Swaziland's empirical age pattern of mortality. The empirical and projected age-specific schedules of mortality were then keyed into RUP program, and the Coale-Demeny North separation factors specified, to generate a series of life Tables which it uses in projecting the population. Three alternative scenarios (low, medium, and high) of the future course of mortality were developed for the national projections. The three scenarios reflect the fact that lower fertility conditions are likely to be associated with lower mortality, and although higher fertility conditions are likely to be associated with higher mortality, the same mortality scenario was assumed for the medium and high projection variants. The summary of the three scenarios is provided in Appendix Table A.1. The medium scenario which represents the most likely projection is presented in Table 3. The development of mortality assumptions for the regions, urban and rural projections followed the same procedure.

Table 3: Swaziland Mortality Assumptions : Life Expectancy at Birth by Sex (Years), 2007-2030

Year	Male	Female
2007	43.31	47.21
2008	43.24	47.20
2009	43.17	47.18
2010	43.09	47.17
2011	43.21	47.29
2012	43.33	47.41
2013	43.44	47.52
2014	43.56	47.64
2015	43.68	47.76
2016	43.80	47.88
2017	43.91	47.99
2018	44.03	48.11
2019	44.14	48.22
2020	44.26	48.34
2021	44.38	48.46
2022	44.49	48.57

2023	44.61	48.69
2024	44.73	48.80
2025	44.85	48.92
2026	44.96	49.05
2027	45.07	49.18
2028	45.19	49.31
2029	45.30	49.44
2030	45.41	49.57

2.2.3 Migration Assumptions

It is also important to project net international migration as well as net internal migration because like mortality and fertility; migration contributes to population change.

Data on net international migration is useful in national level population projections because it involves crossing of national boundaries which brings about a change in the population of both the sending and receiving countries. On the other hand, net internal migration data is used only in sub-national projections because it merely redistributes but does not change the total population of the country.

Migration data from census are usually obtained through questions on place of birth and place of residence. Other useful questions on migration include current residential status of household members and duration of residence outside Swaziland for household members staying outside Swaziland and citizenship. Estimates of immigrants and emigrants, and therefore net international migrants were derived by age and sex from these data, albeit rough estimates.

Based on observed decline in the annual net number of international migrants due to the decline in the South Africa mining industry, and the industrial reforms anticipated by the Poverty Reduction Strategy to attract foreign investors and facilitate job creation, migration assumptions were developed.

The annual net number of international migrants estimated from the 2007 census was assumed to remain constant between 2007 and 2010 and thereafter to decline by 10 percent every 5 years from 2010-2030.

For internal migration, the annual net number of migrants observed in 2007 was assumed to largely remain the same for all regions during the projection period. These assumptions are premised on the expectation of successful implementation of the decentralization programme enshrined in the 2005 decentralization policy, national policy on the development of small and medium enterprises which is aimed at addressing deprivation, poverty, economic empowerment and adjusting economic disparities through wealth creation, job creation and increased foreign investment. The government has also developed regional physical development plans which seek to stimulate and attract regional investment.

CHAPTER 3: PROJECTION RESULTS

3.1 Introduction

This chapter presents the medium scenario projection results at the national, urban-rural, and regional levels in single and five-year age groups by sex. Special population groups at the national and regional levels are also presented, as well as a summary of demographic indicators.

3.2 Results

The projected population results represent the midyear population for each year between 2007 and 2030. The results indicate that if the underlying assumptions hold, the population would increase from 1,020,102 in mid-2007 to 1,303,090 in mid-2030, while the population growth rate would decrease from 1.135 percent to 0.824 percent during the same period. Urban population is expected to increase from 225,700 in mid-2007 to 345,298 in 2030, representing 26.5 percent of the total population, up from 22.1 percent.

Life expectancy at birth is projected to improve, increasing modestly from 45.23 years in 2007 to 47.46 years in 2030 for both sexes. Life expectancy at birth for males would rise from 43.31 years in 2007 to 45.41 years in 2030, while female life expectancy at birth will increase from 47.21 years to 49.57 years during the same period.

Infant mortality rate (IMR) is expected to decline for both sexes from 100.43 per 1,000 live births in 2007 to 92.6 per 1,000 live births in 2030. For males, IMR will decline from 100.36 per 1,000 live births in 2007 to 92.47 per 1,000 live births in 2030, while for females it will decline from 100.50 per 1,000 live births in 2007 to 92.62 per 1,000 live births in 2030. Under-five mortality rate (U5MR) for males will also decline from 139.1 deaths per 1,000 live births in 2007 to 132.0 deaths per 1,000 live births in 2030. Female under-five deaths would decline from 147.0 deaths per 1,000 live births in 2007 to 144.9 deaths per 1,000 live births in 2030.

The Total Fertility Rate (TFR) is expected to decline gradually, from 3.95 children per woman in 2007 to 2.90 children per woman in 2030.

The detailed medium variant projection results for Swaziland, its regions as well as urban and rural areas are presented in [Tables 5 to 8](#). Finally, [Appendix Table A.4](#) presents the summary of the projected population size by year for the three variants.

3.3 Implications of the Results

The implication of these projected changes in the population dynamics is a possible transition in the population age-structure as reflected in the changing shape of the population pyramid in [Appendix A.5, Figures 1 and 2](#). The proportion of the total population in age group 0-14 is expected to decline from 38.8 percent in 2007 to 34.1 by 2030 while the percentage share of the total population aged 15-59 will increase from 55.8 percent to 60.6 percent by 2030. The share of the total population in age group 60+ is projected marginally to decline from 5.5 percent in 2007 to 5.3 by 2030. These structural changes translate to decline in the age dependency ratio, from 79 dependents per 100 persons in the working age population in 2007 to 65 dependents by 2030.

It has been suggested that when the proportion of the population under 15 years is less than 30 percent and the proportion of the persons 65 years and older is still below 25 percent, the age-structure opens a “demographic window” of opportunity for increased productivity, economic growth and development (Bloom, David, and Japyee, 2003; UN, 2003). The window of opportunity to reap such demographic dividend lasts for 30-40 years depending upon the country. With the proportion of the population under age 15 years projected at 37.5 percent in 2011 and to decline to 34 percent by 2030, and the proportion of the older persons aged 60 years and older still barely 5 percent, the opening of the demographic window for Swaziland is still a future prospect. Yet, the increasing share of the working-age population (15-59) can potentially fuel economic growth and development. Swaziland should take advantage of by the growing working-age population to reap the demographic dividend it offers. The demographic dividend is not automatic but must be earned. Appropriate economic policies that will promote expansion of employment opportunities for gainful employment of the relatively large labour force is necessary to improve productivity

and drive economic growth. There is need to expand educational opportunities and invest in health to ensure a skilled and healthy workforce. Steps in this direction will empower individuals, especially women and create enabling environment to optimize the potentials of the working age population. Only then can the demographic dividend be reaped.

To achieve faster improvement in life expectancy requires increased effort to improve the quality of life of the population, and intensifying interventions aimed at curbing maternal mortality, infant mortality and HIV prevalence. Increased investments in the health sector to strengthen prevention (to increase immunization coverage, advocacy for behavioral change, and PMTCT), while improving treatment (including access to antiretroviral therapy) and care services will contribute significantly to improvement in the quality of life of the people.

References

1. National Population Policy Framework for Swaziland, National Population Council, Ministry of Economic Planning and Development, Mbabane, February, 2002
2. The Government of the kingdom of Swaziland, Decentralization Policy, August 2005
3. Poverty Reduction Strategy and Action Programme, Ministry of Economic Planning and Development, Vol 1 & Vol 2, 2006
4. National Policy of the Kingdom of Swaziland on the Development of Small and Medium Enterprises
5. Bloon, D., Canning, D. and Sevilla, J (2003) *The Demographic Dividend: A New Perspective on the Economic Consequences of Population Change*, RAND, Santa Monica, Calif.
6. United Nations, Department of Economic and Social Affairs, Population Division (2003): World Population in 2300. Proceedings of the United Nations Expert Meeting on World Population in 2300. United Nations Headquarters, New York.

Table 4: Summary of Demographic Indicators, Swaziland 2000-2030

Summary of Demographic Indicators, Swaziland 2007-2030												
Indicator	Year											
	2007	2008	2009	2010	2011	2012	2013	2014	2015	2016	2017	2018
TFR	3.9	3.9	3.8	3.8	3.7	3.6	3.6	3.6	3.5	3.4	3.4	3.3
MORTALITY												
Both sexes Life Expectancy at birth	45.2	45.2	45.1	45.1	45.2	45.3	45.5	45.6	45.7	45.8	45.9	46.0
Male Life Expectancy at birth	43.3	43.2	43.2	43.1	43.2	43.3	43.4	43.6	43.7	43.8	43.9	44.1
Female Life Expectancy at birth	47.2	47.2	47.2	47.2	47.3	47.4	47.5	47.6	47.8	47.9	48.0	48.1
INFANT MORTALITY RATE (per 1000)												
Both sexes	100.4	100.6	100.8	101.0	100.5	100.1	99.7	99.2	98.8	98.4	98.0	97.5
Male	100.4	100.7	100.9	101.2	100.8	100.3	99.9	99.4	98.9	98.5	98.0	97.6
Female	100.5	100.6	100.6	100.7	100.2	99.8	99.4	99.0	98.7	98.3	97.9	97.5
UNDER 5 MORTALITY RATE (per 1000)												
Both sexes	146.1	146.5	146.7	147.0	146.3	145.5	144.8	144.1	143.4	142.6	141.9	141.2
Male	139.1	139.6	140.0	140.5	139.8	139	138.3	137.6	136.9	136.2	135.5	134.8
Female	153.4	153.6	153.6	153.7	153.0	152.2	151.5	150.7	150.0	149.2	148.5	147.8
VITAL RATES												
Crude Birth Rate (per 1000)	30.89	31.05	31.19	31.29	31.3	31.27	31.19	31.06	30.88	30.66	30.38	30.05
Crude Death Rate(per 1000)	17.3	17.62	17.68	17.72	17.64	17.54	17.45	17.36	17.27	17.18	17.1	17.01
Rate of Natural Increase(percent)	1.36	1.34	1.35	1.36	1.37	1.37	1.37	1.37	1.36	1.35	1.33	1.3
GR percent	1.14	1.13	1.14	1.15	1.16	1.18	1.18	1.19	1.18	1.18	1.16	1.14
Net Migration Rate (per 1000)	-2.17	-2.15	-2.12	-2.1	-2.03	-1.97	-1.9	-1.84	-1.78	-1.72	-1.67	-1.61
ANNUAL BIRTHS and DEATHS												
Total Births	31,512	32,040	32,549	33,030	33,425	33,779	34,091	34,357	34,571	34,724	34,814	34,837
Male Births	15,989	16,257	16,515	16,759	16,959	17,139	17,297	17,433	17,541	17,619	17,664	17,676
Female Births	15,523	15,783	16,034	16,271	16,465	16,640	16,794	16,925	17,030	17,105	17,150	17,161
Sex ratio at birth	1.03	1.03	1.03	1.03	1.03	1.03	1.03	1.03	1.03	1.03	1.03	1.03
Total Deaths	17,647	18,183	18,451	18,708	18,833	18,952	19,073	19,200	19,329	19,460	19,591	19,717
Male Deaths	8,643	8,983	9,158	9,327	9,417	9,503	9,589	9,677	9,754	9,852	9,938	10,021
Female Deaths	9,004	9,200	9,293	9,381	9,416	9,449	9,484	9,523	9,565	9,608	9,653	9,696
POPULATION												
Total population	1,020,102	1,031,747	1,043,509	1,055,506	1,067,773	1,080,337	1,093,158	1,106,189	1,119,375	1,132,657	1,145,970	1,159,250
Male population	482,209	488,132	494,061	500,070	506,186	512,432	518,788	525,232	531,737	538,274	544,811	551,317
Female population	537,893	543,615	549,448	555,436	561,587	567,905	574,370	580,957	587,638	594,383	601,159	607,933
Percent 0-4	13.0	12.9	12.9	12.9	13.0	13.4	13.4	13.4	13.4	13.3	13.3	13.2
Percent 5-14	25.7	25.5	25.2	24.9	24.5	23.9	23.7	23.5	23.3	23.3	23.1	23.1
Percent 15-49	50.8	51.1	51.5	51.9	52.2	52.5	52.7	52.9	53.1	53.2	53.4	53.5
Percent 15-59	55.8	56.2	56.5	56.9	57.2	57.5	57.7	58.0	58.1	58.3	58.5	58.6
Percent 60+	5.5	5.4	5.4	5.3	5.3	5.3	5.2	5.2	5.2	5.1	5.1	5.1
Percent female 15-49	51.4	52.0	52.5	53.0	53.5	53.9	54.3	54.6	54.8	55.0	55.2	55.3
Age Dependency Ratio	79.1	78.0	76.9	75.8	74.8	74.0	73.2	72.5	72.0	71.5	71.0	70.5
Median Age (years)	19.8	19.9	20.1	20.2	20.3	20.4	20.6	20.7	20.8	21.0	21.1	21.3
Urban population	225,700	229,516	233,504	237,641	241,947	246,441	251,122	255,986	261,028	266,230	271,573	277,042
Rural population	794,402	802,231	810,005	817,865	825,826	833,896	842,036	850,203	858,347	866,427	874,397	882,208
Percent urban	22.1	22.2	22.4	22.5	22.7	22.8	23.0	23.1	23.3	23.5	23.7	23.9
Percent rural	77.9	77.8	77.6	77.5	77.3	77.2	77.0	76.9	76.7	76.5	76.3	76.1
Population density(per sq km)												
National	58.8	59.47	60.14	60.84	61.54	62.27	63.01	63.76	64.5	65.3	66.1	66.8
Hhohho	78.24	79.39	80.55	81.73	82.94	84.17	85.42	86.7	88.0	89.3	90.6	91.9
Manzini	77.99	79.23	80.48	81.77	83.09	84.45	85.83	87.23	88.7	90.1	91.5	93.0
Shiselweni	55.1	55.13	55.17	55.22	55.27	55.33	55.38	55.42	55.5	55.5	55.5	55.6
Lubombo	35.63	36.02	36.4	36.79	37.18	37.58	38.0	38.42	38.9	39.3	39.7	40.2

Table 4: ...continued

Summary of Demographic Indicators, Swaziland 2007-2030 Continued												
Indicator	Year											
	2019	2020	2021	2022	2023	2024	2025	2026	2027	2028	2029	2030
TFR	3.3	3.2	3.2	3.1	3.1	3.0	3.0	3.0	3.0	2.9	2.9	2.9
MORTALITY												
Both sexes Life Expectancy at birth	46.2	46.3	46.4	46.5	46.6	46.7	46.9	47.0	47.1	47.2	47.3	47.5
Male Life Expectancy at birth	44.1	44.3	44.4	44.5	44.6	44.7	44.9	45.0	45.1	45.2	45.3	45.3
Female Life Expectancy at birth	48.2	48.3	48.5	48.6	48.9	48.8	48.9	49.0	49.2	49.3	49.4	49.6
INFANT MORTALITY RATE (per 1000)												
Both sexes	97.1	96.7	96.3	95.9	95.5	95.1	94.6	94.2	93.8	93.4	93.0	92.6
Male	97.2	96.7	96.3	95.8	95.4	95.0	94.5	94.1	93.7	93.3	92.9	92.5
Female	97.1	96.7	96.3	95.9	95.5	95.2	94.8	94.3	93.9	93.5	93.1	92.6
UNDER 5 MORTALITY RATE (per 1000)												
Both sexes	140.5	139.8	137.3	138.4	137.6	137.0	136.2	135.5	134.8	134.1	133.4	132.7
Male	134.1	133.4	129.2	132.0	131.3	130.6	129.9	129.3	128.6	128.0	127.4	126.7
Female	147.0	146.3	145.6	144.9	144.0	143.5	142.7	141.9	141.1	140.3	139.5	138.8
VITAL RATES												
Crude Birth Rate (per 1000)	29.67	29.25	28.88	28.5	28.1	27.7	27.2	26.8	26.4	26.1	25.8	25.6
Crude Death Rate(per 1000)	16.92	16.84	16.76	16.7	16.6	16.6	16.5	16.4	16.4	16.3	16.3	16.3
Rate of Natural Increase(percent)	1.28	1.24	1.21	1.2	1.1	1.1	1.1	1.0	1.0	1.0	1.0	0.9
GR percent	1.12	1.09	1.07	1.00	1.00	1.00	0.90	0.90	0.90	0.90	0.80	0.80
Net Migration Rate (per 1000)	-1.56	-1.51	-1.47	-1.4	-1.4	-1.3	-1.3	-1.3	-1.2	-1.2	-1.2	-1.1
ANNUAL BIRTHS and DEATHS												
Total Births	34,791	34,671	34,610	34,450	34,328	34,158	33,932	33,793	33,525	33,441	33,362	33,293
Male Births	17,653	17,592	17,561	17,479	17,418	17,331	17,217	17,146	17,010	16,968	16,928	16,893
Female Births	17,139	17,080	17,049	16,970	16,910	16,826	16,715	16,647	16,515	16,474	16,435	16,401
Sex ratio at birth	1.03	1.03	1.03	1.03	1.03	1.03	1.03	1.03	1.03	1.03	1.03	1.03
Total Deaths	19,842	19,965	20,085	20,201	20,326	20,451	20,574	20,695	20,808	20,941	21,087	21,238
Male Deaths	10,103	10,183	10,260	10,335	10,410	10,483	10,552	10,622	10,684	10,757	10,835	10,911
Female Deaths	9,739	9,782	9,825	9,866	9,916	9,968	10,022	10,073	10,124	10,184	10,252	10,327
POPULATION												
Total population	1,172,433	1,185,449	1,198,291	1,210,939	1,223,362	1,235,549	1,247,451	1,259,083	1,270,426	1,281,503	1,292,392	1,303,090
Male population	557,760	564,105	570,349	576,483	582,493	588,377	594,113	599,708	605,153	610,462	615,675	620,793
Female population	614,673	621,344	627,942	634,456	640,869	647,172	653,338	659,375	665,273	671,041	676,717	682,297
Percent 0-4	13.1	13.0	12.8	12.7	12.6	12.4	12.2	12.1	11.9	11.7	11.6	11.5
Percent 5-14	23.0	23.0	23.1	23.4	23.4	23.4	23.3	23.2	23.1	22.9	22.8	22.6
Percent 15-49	53.6	53.6	53.6	53.4	53.5	53.6	53.7	53.9	54	54.2	54.3	54.4
Percent 15-59	58.8	58.9	58.9	58.8	58.9	59.1	59.3	59.6	59.8	60.1	60.3	60.6
Percent 60+	5.1	5.1	5.1	5.0	5.0	5.1	5.1	5.2	5.2	5.3	5.3	5.4
Percent female 15-49	55.3	55.3	55.2	54.9	55.0	55.0	55.0	55.0	55.0	55.1	55.1	55.1
Age Dependency Ratio	70.1	69.8	69.7	70.2	69.7	69.2	68.6	67.9	67.2	66.5	65.8	65.0
Median Age (years)	21.4	21.5	21.7	21.8	21.9	22.0	22.2	22.3	22.4	22.5	22.6	22.6
Urban population	282,622	288,297	294,057	299,887	305,752	311,612	317,435	323,197	328,885	334,477	339,951	345,298
Rural population	889,811	897,152	904,234	911,052	917,610	923,937	930,016	935,886	941,541	947,026	952,441	957,792
Percent urban	24.1	24.3	24.5	24.8	25.0	25.2	25.4	25.7	25.9	26.1	26.3	26.5
Percent rural	75.9	75.7	75.5	75.2	75.0	74.8	74.6	74.3	74.1	73.9	73.7	73.5
Population density(per sq km)												
National	67.6	68.3	69.1	69.8	70.51	71.21	71.9	72.57	73.22	73.86	74.49	75.11
Hhohho	93.2	94.5	95.8	97.1	98.39	99.64	100.89	102.11	103.32	104.52	105.71	106.9
Manzini	94.4	95.8	97.2	98.6	99.89	101.21	102.49	103.74	104.96	106.15	107.31	108.44
Shiselweni	55.6	55.5	55.5	55.4	55.36	55.27	55.15	55.0	54.84	54.65	54.43	54.2
Lubombo	40.6	41.1	41.5	41.9	42.38	42.82	43.26	43.71	44.15	44.59	45.04	45.5

Table 5: National Population by Age, Sex and Place of Residence

2007	URBAN			RURAL			SWAZILAND		
	BOTH SEXES	MALE	FEMALE	BOTH SEXES	MALE	FEMALE	BOTH SEXES	MALE	FEMALE
0	4,916	2,523	2,393	20,365	10,129	10,236	25,281	12,652	12,629
1	4,305	2,187	2,118	22,235	11,235	11,000	26,540	13,422	13,118
2	4,132	2,071	2,061	22,865	11,589	11,276	26,997	13,660	13,337
3	4,153	2,056	2,097	22,878	11,572	11,306	27,031	13,628	13,403
4	4,270	2,091	2,179	22,584	11,371	11,213	26,854	13,462	13,392
5	4,415	2,140	2,275	22,211	11,123	11,088	26,626	13,263	13,363
6	4,536	2,177	2,359	21,899	10,913	10,986	26,435	13,090	13,345
7	4,613	2,191	2,422	21,733	10,789	10,944	26,346	12,980	13,366
8	4,647	2,183	2,464	21,703	10,747	10,956	26,350	12,930	13,420
9	4,659	2,164	2,495	21,723	10,736	10,987	26,382	12,900	13,482
10	4,708	2,163	2,545	21,652	10,669	10,983	26,360	12,832	13,528
11	4,753	2,163	2,590	21,530	10,579	10,951	26,283	12,742	13,541
12	4,789	2,164	2,625	21,314	10,444	10,870	26,103	12,608	13,495
13	4,816	2,169	2,647	20,974	10,249	10,725	25,790	12,418	13,372
14	4,835	2,174	2,661	20,535	10,009	10,526	25,370	12,183	13,187
15	4,842	2,178	2,664	20,057	9,750	10,307	24,899	11,928	12,971
16	4,853	2,183	2,670	19,560	9,483	10,077	24,413	11,666	12,747
17	4,895	2,204	2,691	18,998	9,178	9,820	23,893	11,382	12,511
18	4,979	2,243	2,736	18,376	8,839	9,537	23,355	11,082	12,273
19	5,087	2,293	2,794	17,709	8,474	9,235	22,796	10,767	12,029
20	5,205	2,349	2,856	16,995	8,085	8,910	22,200	10,434	11,766

21	5,299	2,397	2,902		16,279	7,698	8,581		21,578	10,095	11,483
22	5,341	2,422	2,919		15,619	7,346	8,273		20,960	9,768	11,192
23	5,318	2,418	2,900		15,036	7,042	7,994		20,354	9,460	10,894
24	5,242	2,392	2,850		14,512	6,775	7,737		19,754	9,167	10,587
25	5,145	2,356	2,789		14,019	6,526	7,493		19,164	8,882	10,282
26	5,047	2,321	2,726		13,500	6,264	7,236		18,547	8,585	9,962
27	4,941	2,287	2,654		12,919	5,972	6,947		17,860	8,259	9,601
28	4,838	2,261	2,577		12,243	5,632	6,611		17,081	7,893	9,188
29	4,729	2,235	2,494		11,513	5,265	6,248		16,242	7,500	8,742
30	4,609	2,207	2,402		10,766	4,891	5,875		15,375	7,098	8,277
31	4,478	2,171	2,307		10,070	4,545	5,525		14,548	6,716	7,832
32	4,340	2,126	2,214		9,470	4,248	5,222		13,810	6,374	7,436
33	4,204	2,074	2,130		8,998	4,017	4,981		13,202	6,091	7,111
34	4,065	2,014	2,051		8,630	3,839	4,791		12,695	5,853	6,842
35	3,926	1,951	1,975		8,303	3,683	4,620		12,229	5,634	6,595
36	3,779	1,886	1,893		7,976	3,526	4,450		11,755	5,412	6,343
37	3,608	1,809	1,799		7,654	3,376	4,278		11,262	5,185	6,077
38	3,409	1,721	1,688		7,322	3,223	4,099		10,731	4,944	5,787
39	3,190	1,625	1,565		6,990	3,070	3,920		10,180	4,695	5,485
40	2,962	1,523	1,439		6,674	2,928	3,746		9,636	4,451	5,185
41	2,743	1,424	1,319		6,390	2,800	3,590		9,133	4,224	4,909
42	2,555	1,337	1,218		6,125	2,682	3,443		8,680	4,019	4,661
43	2,401	1,264	1,137		5,889	2,574	3,315		8,290	3,838	4,452
44	2,283	1,206	1,077		5,670	2,473	3,197		7,953	3,679	4,274
45	2,173	1,151	1,022		5,468	2,380	3,088		7,641	3,531	4,110

46	2,061	1,094	967		5,277	2,293	2,984		7,338	3,387	3,951
47	1,947	1,035	912		5,097	2,212	2,885		7,044	3,247	3,797
48	1,823	969	854		4,928	2,139	2,789		6,751	3,108	3,643
49	1,694	899	795		4,770	2,073	2,697		6,464	2,972	3,492
50	1,570	831	739		4,620	2,010	2,610		6,190	2,841	3,349
51	1,454	766	688		4,480	1,952	2,528		5,934	2,718	3,216
52	1,350	709	641		4,340	1,891	2,449		5,690	2,600	3,090
53	1,261	661	600		4,194	1,826	2,368		5,455	2,487	2,968
54	1,181	619	562		4,052	1,761	2,291		5,233	2,380	2,853
55	1,109	581	528		3,909	1,695	2,214		5,018	2,276	2,742
56	1,039	544	495		3,771	1,631	2,140		4,810	2,175	2,635
57	969	506	463		3,647	1,573	2,074		4,616	2,079	2,537
58	897	467	430		3,533	1,518	2,015		4,430	1,985	2,445
59	828	428	400		3,427	1,468	1,959		4,255	1,896	2,359
60	760	390	370		3,327	1,419	1,908		4,087	1,809	2,278
61	696	355	341		3,223	1,368	1,855		3,919	1,723	2,196
62	639	323	316		3,111	1,315	1,796		3,750	1,638	2,112
63	586	294	292		2,988	1,258	1,730		3,574	1,552	2,022
64	541	270	271		2,852	1,195	1,657		3,393	1,465	1,928
65	497	247	250		2,716	1,133	1,583		3,213	1,380	1,833
66	456	224	232		2,581	1,072	1,509		3,037	1,296	1,741
67	415	203	212		2,446	1,009	1,437		2,861	1,212	1,649
68	376	182	194		2,311	948	1,363		2,687	1,130	1,557
69	335	160	175		2,180	887	1,293		2,515	1,047	1,468
70	298	140	158		2,046	826	1,220		2,344	966	1,378

71	262	121	141	1,911	764	1,147	2,173	885	1,288
72	229	103	126	1,774	702	1,072	2,003	805	1,198
73	199	88	111	1,635	638	997	1,834	726	1,108
74	170	72	98	1,496	576	920	1,666	648	1,018
75	143	58	85	1,355	512	843	1,498	570	928
76	118	45	73	1,214	447	767	1,332	492	840
77	93	32	61	1,074	384	690	1,167	416	751
78	66	18	48	940	322	618	1,006	340	666
79	39	3	36	806	262	544	845	265	580
80+	566	183	383	6,440	2,128	4,312	7,006	2,311	4,695
ALL AGES	225,700	108,264	117,436	794,402	373,945	420,457	1,020,102	482,209	537,893

POPULATION BY 5 YEAR AGE GROUPS	BOTH SEXES	MALE	FEMALE	BOTH SEXES	MALE	FEMALE	BOTH SEXES	MALE	FEMALE
0-4	21,776	10,928	10,848	110,927	55,896	55,031	132,703	66,824	65,879
5_9	22,870	10,855	12,015	109,269	54,308	54,961	132,139	65,163	66,976
10_14	23,901	10,833	13,068	106,005	51,950	54,055	129,906	62,783	67,123
15-19	24,656	11,101	13,555	94,700	45,724	48,976	119,356	56,825	62,531
20-24	26,405	11,978	14,427	78,441	36,946	41,495	104,846	48,924	55,922
25-29	24,700	11,460	13,240	64,194	29,659	34,535	88,894	41,119	47,775
30-34	21,696	10,592	11,104	47,934	21,540	26,394	69,630	32,132	37,498
35-39	7,705	3,837	3,868	16,279	7,209	9,070	23,984	11,046	12,938
40-44	12,944	6,754	6,190	30,748	13,457	17,291	43,692	20,211	23,481
45-49	9,698	5,148	4,550	25,540	11,097	14,443	35,238	16,245	18,993
50-54	6,816			21,686					

		3,586	3,230		9,440	12,246		28,502	13,026	15,476
55-59	4,842	2,526	2,316	18,287	7,885	10,402		23,129	10,411	12,718
60-64	3,222	1,632	1,590	15,501	6,555	8,946		18,723	8,187	10,536
65-69	2,079	1,016	1,063	12,234	5,049	7,185		14,313	6,065	8,248
70-74	1,158	524	634	8,862	3,506	5,356		10,020	4,030	5,990
75-79	459	156	303	5,389	1,927	3,462		5,848	2,083	3,765
80+	566	183	383	6,440	2,128	4,312		7,006	2,311	4,695
All Ages	225,700	108,264	117,436	794,402	373,945	420,457		1,020,102	482,209	537,893

2008	URBAN			RURAL			SWAZILAND		
AGE	BOTH SEXES	MALE	FEMALE	BOTH SEXES	MALE	FEMALE	BOTH SEXES	MALE	FEMALE
0	4,457	2,262	2,195	25,367	12,861	12,506	29,824	15,123	14,701
1	4,833	2,485	2,348	19,113	9,536	9,577	23,946	12,021	11,925
2	4,273	2,172	2,101	21,734	11,023	10,711	26,007	13,195	12,812
3	4,114	2,062	2,052	22,620	11,487	11,133	26,734	13,549	13,185
4	4,142	2,051	2,091	22,750	11,519	11,231	26,892	13,570	13,322
5	4,264	2,088	2,176	22,499	11,336	11,163	26,763	13,424	13,339
6	4,409	2,137	2,272	22,134	11,091	11,043	26,543	13,228	13,315
7	4,529	2,174	2,355	21,824	10,881	10,943	26,353	13,055	13,298
8	4,606	2,187	2,419	21,658	10,759	10,899	26,264	12,946	13,318
9	4,641	2,180	2,461	21,628	10,716	10,912	26,269	12,896	13,373
10	4,613	2,136	2,477	21,688	10,729	10,959	26,301	12,865	13,436
11	4,621	2,110	2,511	21,663	10,688	10,975	26,284	12,798	13,486
12	4,665	2,109	2,556	21,544	10,601	10,943	26,209	12,710	13,499
13	4,703			21,324	10,463	10,861	26,027	12,574	13,453

		2,111	2,592								
14	4,730	2,116	2,614		20,986	10,270	10,716		25,716	12,386	13,330
15	4,811	2,149	2,662		20,442	9,988	10,454		25,253	12,137	13,116
16	4,884	2,182	2,702		19,859	9,690	10,169		24,743	11,872	12,871
17	4,896	2,188	2,708		19,362	9,421	9,941		24,258	11,609	12,649
18	4,936	2,207	2,729		18,805	9,120	9,685		23,741	11,327	12,414
19	5,020	2,247	2,773		18,185	8,780	9,405		23,205	11,027	12,178
20	5,230	2,349	2,881		17,358	8,326	9,032		22,588	10,675	11,913
21	5,447	2,457	2,990		16,490	7,848	8,642		21,937	10,305	11,632
22	5,542	2,505	3,037		15,779	7,465	8,314		21,321	9,970	11,351
23	5,582	2,529	3,053		15,125	7,115	8,010		20,707	9,644	11,063
24	5,559	2,525	3,034		14,547	6,814	7,733		20,106	9,339	10,767
25	5,464	2,506	2,958		13,990	6,492	7,498		19,454	8,998	10,456
26	5,349	2,477	2,872		13,469	6,193	7,276		18,818	8,670	10,148
27	5,251	2,442	2,809		12,958	5,936	7,022		18,209	8,378	9,831
28	5,144	2,407	2,737		12,387	5,650	6,737		17,531	8,057	9,474
29	5,042	2,382	2,660		11,722	5,317	6,405		16,764	7,699	9,065
30	4,839	2,307	2,532		11,062	4,973	6,089		15,901	7,280	8,621
31	4,625	2,230	2,395		10,393	4,628	5,765		15,018	6,858	8,160
32	4,493	2,193	2,300		9,713	4,293	5,420		14,206	6,486	7,720
33	4,356	2,148	2,208		9,127	4,006	5,121		13,483	6,154	7,329
34	4,220	2,097	2,123		8,667	3,782	4,885		12,887	5,879	7,008
35	4,037	2,006	2,031		8,336	3,629	4,707		12,373	5,635	6,738
36	3,852	1,911	1,941		8,050	3,500	4,550		11,902	5,411	6,491
37	3,706	1,846	1,860		7,733	3,350	4,383		11,439	5,196	6,243

38	3,535	1,769	1,766		7,422	3,208	4,214		10,957	4,977	5,980
39	3,337	1,682	1,655		7,101	3,062	4,039		10,438	4,744	5,694
40	3,117	1,583	1,534		6,781	2,920	3,861		9,898	4,503	5,395
41	2,887	1,477	1,410		6,477	2,790	3,687		9,364	4,267	5,097
42	2,669	1,379	1,290		6,204	2,668	3,536		8,873	4,047	4,826
43	2,482	1,292	1,190		5,949	2,558	3,391		8,431	3,850	4,581
44	2,330	1,221	1,109		5,720	2,454	3,266		8,050	3,675	4,375
45	2,210	1,161	1,049		5,519	2,374	3,145		7,729	3,535	4,194
46	2,098	1,106	992		5,333	2,297	3,036		7,431	3,403	4,028
47	1,987	1,049	938		5,149	2,216	2,933		7,136	3,265	3,871
48	1,874	991	883		4,975	2,138	2,837		6,849	3,129	3,720
49	1,752	926	826		4,811	2,068	2,743		6,563	2,994	3,569
50	1,623	855	768		4,646	2,003	2,643		6,269	2,858	3,411
51	1,502	788	714		4,490	1,940	2,550		5,992	2,728	3,264
52	1,388	724	664		4,354	1,885	2,469		5,742	2,609	3,133
53	1,286	668	618		4,220	1,827	2,393		5,506	2,495	3,011
54	1,197	621	576		4,082	1,766	2,316		5,279	2,387	2,892
55	1,120	580	540		3,934	1,706	2,228		5,054	2,286	2,768
56	1,052	544	508		3,786	1,645	2,141		4,838	2,189	2,649
57	982	508	474		3,655	1,584	2,071		4,637	2,092	2,545
58	915	471	444		3,536	1,529	2,007		4,451	2,000	2,451
59	845	433	412		3,425	1,475	1,950		4,270	1,908	2,362
60	769	391	378		3,313	1,426	1,887		4,082	1,817	2,265
61	695	349	346		3,206	1,378	1,828		3,901	1,727	2,174
62	634	316	318		3,108	1,330	1,778		3,742	1,646	2,096

63	579	286	293		3,002	1,279	1,723		3,581	1,565	2,016
64	527	257	270		2,884	1,225	1,659		3,411	1,482	1,929
65	487	237	250		2,741	1,166	1,575		3,228	1,403	1,825
66	447	216	231		2,599	1,110	1,489		3,046	1,326	1,720
67	407	194	213		2,471	1,051	1,420		2,878	1,245	1,633
68	370	175	195		2,342	990	1,352		2,712	1,165	1,547
69	331	155	176		2,215	930	1,285		2,546	1,085	1,461
70	298	138	160		2,060	858	1,202		2,358	996	1,362
71	267	122	145		1,902	786	1,116		2,169	908	1,261
72	233	105	128		1,778	727	1,051		2,011	832	1,179
73	203	89	114		1,650	667	983		1,853	756	1,097
74	176	75	101		1,520	607	913		1,696	682	1,014
75	149	61	88		1,377	548	829		1,526	609	917
76	123	48	75		1,232	487	745		1,355	535	820
77	101	37	64		1,104	424	680		1,205	461	744
78	79	25	54		975	365	610		1,054	390	664
79	55	14	41		852	304	548		907	318	589
80+	513	149	364		6,240	2,148	4,092		6,753	2,297	4,456
ALL AGES	229,516	109,937	119,579		802,231	378,195	424,036		1,031,747	488,132	543,615

POPULATION BY 5 YEAR AGE GROUPS	BOTH SEXES	MALE	FEMALE		BOTH SEXES	MALE	FEMALE		BOTH SEXES	MALE	FEMALE
0-4	21,819	11,032	10,787		111,584	56,426	55,158		133,403	67,458	65,945
5_9	22,449	10,766	11,683		109,743	54,783	54,960		132,192	65,549	66,643
10_14	23,332	10,582	12,750		107,205	52,751	54,454		130,537	63,333	67,204
15-19	24,547	10,973	13,574		96,653	46,999	49,654		121,200	57,972	63,228

20-24	27,360	12,365	14,995	79,299	37,568	41,731	106,659	49,933	56,726
25-29	26,250	12,214	14,036	64,526	29,588	34,938	90,776	41,802	48,974
30-34	22,533	10,975	11,558	48,962	21,682	27,280	71,495	32,657	38,838
35-39	7,889	3,917	3,972	16,386	7,129	9,257	24,275	11,046	13,229
40-44	13,485	6,952	6,533	31,131	13,390	17,741	44,616	20,342	24,274
45-49	9,921	5,233	4,688	25,787	11,093	14,694	35,708	16,326	19,382
50-54	6,996	3,656	3,340	21,792	9,421	12,371	28,788	13,077	15,711
55-59	4,914	2,536	2,378	18,336	7,939	10,397	23,250	10,475	12,775
60-64	3,204	1,599	1,605	15,513	6,638	8,875	18,717	8,237	10,480
65-69	2,042	977	1,065	12,368	5,247	7,121	14,410	6,224	8,186
70-74	1,177	529	648	8,910	3,645	5,265	10,087	4,174	5,913
75-79	507	185	322	5,540	2,128	3,412	6,047	2,313	3,734
80+	513	149	364	6,240	2,148	4,092	6,753	2,297	4,456
All Ages	229,516	109,937	119,579	802,231	378,195	424,036	1,031,747	488,132	543,615

2009	URBAN			RURAL			SWAZILAND		
AGE	BOTH SEXES	MALE	FEMALE	BOTH SEXES	MALE	FEMALE	BOTH SEXES	MALE	FEMALE
0	4,655	2,363	2,292	25,511	12,926	12,585	30,166	15,289	14,877
1	4,378	2,226	2,152	23,956	12,186	11,770	28,334	14,412	13,922
2	4,796	2,468	2,328	18,669	9,350	9,319	23,465	11,818	11,647
3	4,254	2,163	2,091	21,500	10,925	10,575	25,754	13,088	12,666
4	4,104	2,057	2,047	22,492	11,434	11,058	26,596	13,491	13,105
5	4,135	2,047	2,088	22,666	11,484	11,182	26,801	13,531	13,270
6	4,258	2,085	2,173	22,421	11,303	11,118	26,679	13,388	13,291
7	4,403	2,134	2,269	22,058	11,059	10,999	26,461	13,193	13,268

8	4,523	2,171	2,352		21,747	10,849	10,898		26,270	13,020	13,250
9	4,599	2,184	2,415		21,583	10,727	10,856		26,182	12,911	13,271
10	4,594	2,151	2,443		21,596	10,711	10,885		26,190	12,862	13,328
11	4,526	2,083	2,443		21,699	10,748	10,951		26,225	12,831	13,394
12	4,535	2,057	2,478		21,674	10,708	10,966		26,209	12,765	13,444
13	4,579	2,056	2,523		21,555	10,621	10,934		26,134	12,677	13,457
14	4,616	2,058	2,558		21,335	10,482	10,853		25,951	12,540	13,411
15	4,707	2,091	2,616		20,891	10,249	10,642		25,598	12,340	13,258
16	4,853	2,153	2,700		20,243	9,927	10,316		25,096	12,080	13,016
17	4,927	2,187	2,740		19,659	9,628	10,031		24,586	11,815	12,771
18	4,937	2,191	2,746		19,167	9,362	9,805		24,104	11,553	12,551
19	4,978	2,212	2,766		18,611	9,059	9,552		23,589	11,271	12,318
20	5,162	2,303	2,859		17,833	8,630	9,203		22,995	10,933	12,062
21	5,471	2,456	3,015		16,852	8,089	8,763		22,323	10,545	11,778
22	5,690	2,565	3,125		15,985	7,612	8,373		21,675	10,177	11,498
23	5,782	2,611	3,171		15,283	7,234	8,049		21,065	9,845	11,220
24	5,823	2,637	3,186		14,633	6,884	7,749		20,456	9,521	10,935
25	5,780	2,638	3,142		14,023	6,531	7,492		19,803	9,169	10,634
26	5,664	2,625	3,039		13,438	6,157	7,281		19,102	8,782	10,320
27	5,552	2,597	2,955		12,924	5,864	7,060		18,476	8,461	10,015
28	5,453	2,562	2,891		12,423	5,612	6,811		17,876	8,174	9,702
29	5,346	2,527	2,819		11,860	5,331	6,529		17,206	7,858	9,348
30	5,150	2,453	2,697		11,266	5,022	6,244		16,416	7,475	8,941
31	4,854	2,330	2,524		10,680	4,704	5,976		15,534	7,034	8,500
32	4,640	2,252	2,388		10,028	4,371	5,657		14,668	6,623	8,045

33	4,508	2,215	2,293		9,363	4,047	5,316		13,871	6,262	7,609
34	4,372	2,170	2,202		8,791	3,770	5,021		13,163	5,940	7,223
35	4,190	2,088	2,102		8,372	3,572	4,800		12,562	5,660	6,902
36	3,963	1,966	1,997		8,082	3,446	4,636		12,045	5,412	6,633
37	3,778	1,871	1,907		7,805	3,323	4,482		11,583	5,194	6,389
38	3,633	1,806	1,827		7,497	3,181	4,316		11,130	4,987	6,143
39	3,462	1,729	1,733		7,198	3,046	4,152		10,660	4,775	5,885
40	3,263	1,640	1,623		6,888	2,910	3,978		10,151	4,550	5,601
41	3,040	1,536	1,504		6,581	2,781	3,800		9,621	4,317	5,304
42	2,812	1,432	1,380		6,287	2,656	3,631		9,099	4,088	5,011
43	2,595	1,334	1,261		6,026	2,543	3,483		8,621	3,877	4,744
44	2,411	1,248	1,163		5,777	2,438	3,339		8,188	3,686	4,502
45	2,257	1,177	1,080		5,566	2,353	3,213		7,823	3,530	4,293
46	2,134	1,116	1,018		5,384	2,292	3,092		7,518	3,408	4,110
47	2,024	1,061	963		5,202	2,218	2,984		7,226	3,279	3,947
48	1,914	1,004	910		5,026	2,143	2,883		6,940	3,147	3,793
49	1,802	948	854		4,856	2,066	2,790		6,658	3,014	3,644
50	1,681	882	799		4,685	1,997	2,688		6,366	2,879	3,487
51	1,554	812	742		4,514	1,932	2,582		6,068	2,744	3,324
52	1,435	745	690		4,364	1,873	2,491		5,799	2,618	3,181
53	1,323	683	640		4,233	1,821	2,412		5,556	2,504	3,052
54	1,223	628	595		4,105	1,766	2,339		5,328	2,394	2,934
55	1,135	582	553		3,963	1,711	2,252		5,098	2,293	2,805
56	1,062	543	519		3,812	1,656	2,156		4,874	2,199	2,675
57	996	508	488		3,668	1,597	2,071		4,664	2,105	2,559

58	928	473	455		3,542	1,539	2,003		4,470	2,012	2,458
59	860	436	424		3,431	1,487	1,944		4,291	1,923	2,368
60	787	396	391		3,309	1,432	1,877		4,096	1,828	2,268
61	704	351	353		3,192	1,384	1,808		3,896	1,735	2,161
62	633	310	323		3,092	1,340	1,752		3,725	1,650	2,075
63	574	279	295		2,999	1,293	1,706		3,573	1,572	2,001
64	521	250	271		2,896	1,244	1,652		3,417	1,494	1,923
65	473	224	249		2,772	1,195	1,577		3,245	1,419	1,826
66	438	207	231		2,624	1,142	1,482		3,062	1,349	1,713
67	398	186	212		2,489	1,088	1,401		2,887	1,274	1,613
68	362	167	195		2,366	1,029	1,337		2,728	1,196	1,532
69	327	149	178		2,243	970	1,273		2,570	1,119	1,451
70	294	133	161		2,093	899	1,194		2,387	1,032	1,355
71	266	120	146		1,917	816	1,101		2,183	936	1,247
72	239	106	133		1,769	747	1,022		2,008	853	1,155
73	207	91	116		1,654	691	963		1,861	782	1,079
74	179	76	103		1,535	634	901		1,714	710	1,004
75	153	63	90		1,401	578	823		1,554	641	913
76	130	51	79		1,252	520	732		1,382	571	811
77	106	40	66		1,121	462	659		1,227	502	725
78	86	30	56		1,004	402	602		1,090	432	658
79	66	19	47		887	347	540		953	366	587
80+	482	130	352		6,111	2,201	3,910		6,593	2,331	4,262
ALL AGES	233,504	111,704	121,800		810,005	382,357	427,648		1,043,509	494,061	549,448

POPULATION BY 5 YEAR AGE GROUPS	BOTH SEXES	MALE	FEMALE		BOTH SEXES	MALE	FEMALE		BOTH SEXES	MALE	FEMALE
0-4	22,187	11,277	10,910		112,128	56,821	55,307		134,315	68,098	66,217
5_9	21,918	10,621	11,297		110,475	55,422	55,053		132,393	66,043	66,350
10_14	22,850	10,405	12,445		107,859	53,270	54,589		130,709	63,675	67,034
15-19	24,402	10,834	13,568		98,571	48,225	50,346		122,973	59,059	63,914
20-24	27,928	12,572	15,356		80,586	38,449	42,137		108,514	51,021	57,493
25-29	27,795	12,949	14,846		64,668	29,495	35,173		92,463	42,444	50,019
30-34	23,524	11,420	12,104		50,128	21,914	28,214		73,652	33,334	40,318
35-39	8,153	4,054	4,099		16,454	7,018	9,436		24,607	11,072	13,535
40-44	14,121	7,190	6,931		31,559	13,328	18,231		45,680	20,518	25,162
45-49	10,131	5,306	4,825		26,034	11,072	14,962		36,165	16,378	19,787
50-54	7,216	3,750	3,466		21,901	9,389	12,512		29,117	13,139	15,978
55-59	4,981	2,542	2,439		18,416	7,990	10,426		23,397	10,532	12,865
60-64	3,219	1,586	1,633		15,488	6,693	8,795		18,707	8,279	10,428
65-69	1,998	933	1,065		12,494	5,424	7,070		14,492	6,357	8,135
70-74	1,185	526	659		8,968	3,787	5,181		10,153	4,313	5,840
75-79	541	203	338		5,665	2,309	3,356		6,206	2,512	3,694
80+	482	130	352		6,111	2,201	3,910		6,593	2,331	4,262
All Ages	233,504	111,704	121,800		810,005	382,357	427,648		1,043,509	494,061	549,448

2010	URBAN				RURAL				SWAZILAND		
AGE	BOTH SEXES	MALE	FEMALE		BOTH SEXES	MALE	FEMALE		BOTH SEXES	MALE	FEMALE
0	4,836	2,455	2,381		25,794	13,069	12,725		30,630	15,524	15,106
1	4,572	2,325	2,247		24,081	12,240	11,841		28,653	14,565	14,088
2	4,344	2,211	2,133		23,417	11,955	11,462		27,761	14,166	13,595

3	4,776	2,458	2,318		18,461	9,264	9,197		23,237	11,722	11,515
4	4,244	2,158	2,086		21,377	10,874	10,503		25,621	13,032	12,589
5	4,096	2,053	2,043		22,411	11,400	11,011		26,507	13,453	13,054
6	4,129	2,044	2,085		22,587	11,450	11,137		26,716	13,494	13,222
7	4,252	2,082	2,170		22,344	11,270	11,074		26,596	13,352	13,244
8	4,397	2,131	2,266		21,982	11,027	10,955		26,379	13,158	13,221
9	4,517	2,168	2,349		21,671	10,817	10,854		26,188	12,985	13,203
10	4,552	2,155	2,397		21,550	10,721	10,829		26,102	12,876	13,226
11	4,507	2,098	2,409		21,607	10,730	10,877		26,114	12,828	13,286
12	4,441	2,031	2,410		21,708	10,766	10,942		26,149	12,797	13,352
13	4,449	2,004	2,445		21,686	10,728	10,958		26,135	12,732	13,403
14	4,492	2,003	2,489		21,567	10,641	10,926		26,059	12,644	13,415
15	4,595	2,034	2,561		21,236	10,459	10,777		25,831	12,493	13,338
16	4,747	2,094	2,653		20,691	10,187	10,504		25,438	12,281	13,157
17	4,896	2,158	2,738		20,043	9,865	10,178		24,939	12,023	12,916
18	4,968	2,191	2,777		19,461	9,566	9,895		24,429	11,757	12,672
19	4,979	2,195	2,784		18,973	9,303	9,670		23,952	11,498	12,454
20	5,120	2,268	2,852		18,255	8,907	9,348		23,375	11,175	12,200
21	5,403	2,410	2,993		17,324	8,391	8,933		22,727	10,801	11,926
22	5,712	2,563	3,149		16,346	7,852	8,494		22,058	10,415	11,643
23	5,931	2,672	3,259		15,485	7,378	8,107		21,416	10,050	11,366
24	6,020	2,717	3,303		14,791	7,004	7,787		20,811	9,721	11,090
25	6,043	2,750	3,293		14,106	6,597	7,509		20,149	9,347	10,802
26	5,980	2,757	3,223		13,466	6,193	7,273		19,446	8,950	10,496
27	5,865	2,744	3,121		12,890	5,826	7,064		18,755	8,570	10,185

28	5,753	2,716	3,037		12,385	5,539	6,846		18,138	8,255	9,883
29	5,654	2,682	2,972		11,894	5,292	6,602		17,548	7,974	9,574
30	5,453	2,597	2,856		11,397	5,032	6,365		16,850	7,629	9,221
31	5,162	2,474	2,688		10,877	4,749	6,128		16,039	7,223	8,816
32	4,868	2,352	2,516		10,307	4,442	5,865		15,175	6,794	8,381
33	4,655	2,274	2,381		9,670	4,120	5,550		14,325	6,394	7,931
34	4,523	2,237	2,286		9,020	3,807	5,213		13,543	6,044	7,499
35	4,342	2,161	2,181		8,492	3,558	4,934		12,834	5,719	7,115
36	4,114	2,047	2,067		8,115	3,388	4,727		12,229	5,435	6,794
37	3,888	1,925	1,963		7,836	3,270	4,566		11,724	5,195	6,529
38	3,704	1,831	1,873		7,568	3,153	4,415		11,272	4,984	6,288
39	3,560	1,766	1,794		7,269	3,018	4,251		10,829	4,784	6,045
40	3,388	1,687	1,701		6,982	2,893	4,089		10,370	4,580	5,790
41	3,186	1,594	1,592		6,682	2,767	3,915		9,868	4,361	5,507
42	2,962	1,489	1,473		6,389	2,647	3,742		9,351	4,136	5,215
43	2,738	1,387	1,351		6,104	2,529	3,575		8,842	3,916	4,926
44	2,522	1,290	1,232		5,853	2,422	3,431		8,375	3,712	4,663
45	2,337	1,203	1,134		5,622	2,338	3,284		7,959	3,541	4,418
46	2,180	1,131	1,049		5,429	2,271	3,158		7,609	3,402	4,207
47	2,060	1,071	989		5,252	2,213	3,039		7,312	3,284	4,028
48	1,951	1,017	934		5,075	2,142	2,933		7,026	3,159	3,867
49	1,842	961	881		4,906	2,071	2,835		6,748	3,032	3,716
50	1,730	904	826		4,728	1,994	2,734		6,458	2,898	3,560
51	1,610	837	773		4,552	1,927	2,625		6,162	2,764	3,398
52	1,487	770	717		4,386	1,864	2,522		5,873	2,634	3,239

53	1,369	703	666		4,243	1,809	2,434		5,612	2,512	3,100
54	1,259	643	616		4,116	1,759	2,357		5,375	2,402	2,973
55	1,161	589	572		3,986	1,711	2,275		5,147	2,300	2,847
56	1,076	544	532		3,839	1,661	2,178		4,915	2,205	2,710
57	1,006	507	499		3,693	1,608	2,085		4,699	2,115	2,584
58	942	474	468		3,554	1,550	2,004		4,496	2,024	2,472
59	874	438	436		3,435	1,497	1,938		4,309	1,935	2,374
60	800	399	401		3,316	1,443	1,873		4,116	1,842	2,274
61	721	355	366		3,189	1,391	1,798		3,910	1,746	2,164
62	643	313	330		3,077	1,344	1,733		3,720	1,657	2,063
63	573	273	300		2,983	1,302	1,681		3,556	1,575	1,981
64	516	243	273		2,895	1,259	1,636		3,411	1,502	1,909
65	468	218	250		2,781	1,212	1,569		3,249	1,430	1,819
66	424	194	230		2,654	1,170	1,484		3,078	1,364	1,714
67	391	179	212		2,512	1,117	1,395		2,903	1,296	1,607
68	352	158	194		2,385	1,066	1,319		2,737	1,224	1,513
69	319	141	178		2,267	1,008	1,259		2,586	1,149	1,437
70	291	128	163		2,119	936	1,183		2,410	1,064	1,346
71	263	116	147		1,948	854	1,094		2,211	970	1,241
72	237	104	133		1,783	775	1,008		2,020	879	1,141
73	213	92	121		1,646	710	936		1,859	802	1,057
74	182	77	105		1,540	657	883		1,722	734	988
75	156	64	92		1,415	603	812		1,571	667	904
76	134	53	81		1,275	549	726		1,409	602	807
77	111	42	69		1,141	493	648		1,252	535	717

78	91	33	58		1,021	438	583		1,112	471	641
79	73	24	49		914	381	533		987	405	582
80+	464	118	346		6,038	2,287	3,751		6,502	2,405	4,097
ALL AGES	237,641	113,554	124,087		817,865	386,516	431,349		1,055,506	500,070	555,436

POPULATION BY 5 YEAR AGE GROUPS	BOTH SEXES	MALE	FEMALE		BOTH SEXES	MALE	FEMALE		BOTH SEXES	MALE	FEMALE
0-4	22,772	11,607	11,165		113,130	57,402	55,728		135,902	69,009	66,893
5_9	21,391	10,478	10,913		110,995	55,964	55,031		132,386	66,442	65,944
10_14	22,441	10,291	12,150		108,118	53,586	54,532		130,559	63,877	66,682
15-19	24,185	10,672	13,513		100,404	49,380	51,024		124,589	60,052	64,537
20-24	28,186	12,630	15,556		82,201	39,532	42,669		110,387	52,162	58,225
25-29	29,295	13,649	15,646		64,741	29,447	35,294		94,036	43,096	50,940
30-34	24,661	11,934	12,727		51,271	22,150	29,121		75,932	34,084	41,848
35-39	19,608	9,730	9,878		39,280	16,387	22,893		58,888	26,117	32,771
40-44	14,796	7,447	7,349		32,010	13,258	18,752		46,806	20,705	26,101
45-49	10,370	5,383	4,987		26,284	11,035	15,249		36,654	16,418	20,236
50-54	7,455	3,857	3,598		22,025	9,353	12,672		29,480	13,210	16,270
55-59	5,059	2,552	2,507		18,507	8,027	10,480		23,566	10,579	12,987
60-64	3,253	1,583	1,670		15,460	6,739	8,721		18,713	8,322	10,391
65-69	1,954	890	1,064		12,599	5,573	7,026		14,553	6,463	8,090
70-74	1,186	517	669		9,036	3,932	5,104		10,222	4,449	5,773
75-79	565	216	349		5,766	2,464	3,302		6,331	2,680	3,651
80+	464	118	346		6,038	2,287	3,751		6,502	2,405	4,097
All Ages	237,641	113,554	124,087		817,865	386,516	431,349		1,055,506	500,070	555,436

2011	URBAN				RURAL				SWAZILAND		

AGE	BOTH SEXES	MALE	FEMALE		BOTH SEXES	MALE	FEMALE		BOTH SEXES	MALE	FEMALE
0	5,020	2,549	2,471		26,019	13,182	12,837		31,039	15,731	15,308
1	4,751	2,416	2,335		24,349	12,376	11,973		29,100	14,792	14,308
2	4,536	2,309	2,227		23,537	12,006	11,531		28,073	14,315	13,758
3	4,326	2,202	2,124		23,165	11,848	11,317		27,491	14,050	13,441
4	4,764	2,452	2,312		18,353	9,220	9,133		23,117	11,672	11,445
5	4,237	2,155	2,082		21,298	10,840	10,458		25,535	12,995	12,540
6	4,091	2,050	2,041		22,334	11,367	10,967		26,425	13,417	13,008
7	4,123	2,041	2,082		22,510	11,417	11,093		26,633	13,458	13,175
8	4,245	2,078	2,167		22,267	11,238	11,029		26,512	13,316	13,196
9	4,391	2,128	2,263		21,907	10,995	10,912		26,298	13,123	13,175
10	4,469	2,139	2,330		21,639	10,811	10,828		26,108	12,950	13,158
11	4,464	2,101	2,363		21,563	10,741	10,822		26,027	12,842	13,185
12	4,422	2,046	2,376		21,617	10,748	10,869		26,039	12,794	13,245
13	4,354	1,977	2,377		21,720	10,787	10,933		26,074	12,764	13,310
14	4,361	1,950	2,411		21,699	10,748	10,951		26,060	12,698	13,362
15	4,470	1,979	2,491		21,470	10,618	10,852		25,940	12,597	13,343
16	4,639	2,039	2,600		21,033	10,396	10,637		25,672	12,435	13,237
17	4,789	2,098	2,691		20,490	10,125	10,365		25,279	12,223	13,056
18	4,938	2,162	2,776		19,844	9,803	10,041		24,782	11,965	12,817
19	5,010	2,195	2,815		19,266	9,506	9,760		24,276	11,701	12,575
20	5,124	2,253	2,871		18,614	9,149	9,465		23,738	11,402	12,336
21	5,364	2,376	2,988		17,741	8,666	9,075		23,105	11,042	12,063
22	5,647	2,519	3,128		16,814	8,151	8,663		22,461	10,670	11,791

23	5,955	2,670	3,285		15,842	7,617	8,225		21,797	10,287	11,510
24	6,173	2,780	3,393		14,987	7,144	7,843		21,160	9,924	11,236
25	6,242	2,831	3,411		14,260	6,716	7,544		20,502	9,547	10,955
26	6,244	2,870	3,374		13,544	6,255	7,289		19,788	9,125	10,663
27	6,182	2,877	3,305		12,914	5,859	7,055		19,096	8,736	10,360
28	6,067	2,864	3,203		12,349	5,499	6,850		18,416	8,363	10,053
29	5,955	2,836	3,119		11,851	5,217	6,634		17,806	8,053	9,753
30	5,760	2,752	3,008		11,428	4,991	6,437		17,188	7,743	9,445
31	5,466	2,619	2,847		11,001	4,754	6,247		16,467	7,373	9,094
32	5,174	2,495	2,679		10,498	4,483	6,015		15,672	6,978	8,694
33	4,882	2,374	2,508		9,943	4,188	5,755		14,825	6,562	8,263
34	4,671	2,297	2,374		9,320	3,876	5,444		13,991	6,173	7,818
35	4,490	2,226	2,264		8,718	3,594	5,124		13,208	5,820	7,388
36	4,266	2,120	2,146		8,232	3,372	4,860		12,498	5,492	7,006
37	4,037	2,005	2,032		7,869	3,213	4,656		11,906	5,218	6,688
38	3,814	1,885	1,929		7,598	3,101	4,497		11,412	4,986	6,426
39	3,630	1,791	1,839		7,341	2,991	4,350		10,971	4,782	6,189
40	3,483	1,722	1,761		7,052	2,866	4,186		10,535	4,588	5,947
41	3,310	1,640	1,670		6,776	2,751	4,025		10,086	4,391	5,695
42	3,107	1,547	1,560		6,487	2,633	3,854		9,594	4,180	5,414
43	2,886	1,443	1,443		6,203	2,518	3,685		9,089	3,961	5,128
44	2,663	1,342	1,321		5,930	2,409	3,521		8,593	3,751	4,842
45	2,448	1,245	1,203		5,696	2,321	3,375		8,144	3,566	4,578
46	2,259	1,157	1,102		5,484	2,256	3,228		7,743	3,413	4,330
47	2,105	1,085	1,020		5,297	2,194	3,103		7,402	3,279	4,123

48	1,985	1,026	959		5,126	2,138	2,988		7,111	3,164	3,947
49	1,878	974	904		4,954	2,069	2,885		6,832	3,043	3,789
50	1,770	916	854		4,777	2,000	2,777		6,547	2,916	3,631
51	1,658	859	799		4,594	1,924	2,670		6,252	2,783	3,469
52	1,541	794	747		4,423	1,859	2,564		5,964	2,653	3,311
53	1,420	728	692		4,265	1,800	2,465		5,685	2,528	3,157
54	1,303	661	642		4,127	1,749	2,378		5,430	2,410	3,020
55	1,197	604	593		3,995	1,703	2,292		5,192	2,307	2,885
56	1,101	551	550		3,862	1,661	2,201		4,963	2,212	2,751
57	1,019	508	511		3,720	1,613	2,107		4,739	2,121	2,618
58	951	472	479		3,579	1,562	2,017		4,530	2,034	2,496
59	889	440	449		3,445	1,506	1,939		4,334	1,946	2,388
60	813	400	413		3,321	1,454	1,867		4,134	1,854	2,280
61	734	358	376		3,195	1,401	1,794		3,929	1,759	2,170
62	657	316	341		3,077	1,352	1,725		3,734	1,668	2,066
63	583	275	308		2,968	1,307	1,661		3,551	1,582	1,969
64	515	238	277		2,879	1,266	1,613		3,394	1,504	1,890
65	463	211	252		2,782	1,227	1,555		3,245	1,438	1,807
66	418	188	230		2,663	1,186	1,477		3,081	1,374	1,707
67	377	166	211		2,542	1,145	1,397		2,919	1,311	1,608
68	348	153	195		2,404	1,092	1,312		2,752	1,245	1,507
69	309	132	177		2,287	1,044	1,243		2,596	1,176	1,420
70	282	120	162		2,144	973	1,171		2,426	1,093	1,333
71	260	111	149		1,972	889	1,083		2,232	1,000	1,232
72	235	101	134		1,813	811	1,002		2,048	912	1,136

73	211	90	121		1,660	736	924		1,871	826	1,045
74	188	78	110		1,532	675	857		1,720	753	967
75	159	65	94		1,421	625	796		1,580	690	890
76	136	54	82		1,289	571	718		1,425	625	800
77	116	44	72		1,162	521	641		1,278	565	713
78	94	34	60		1,042	468	574		1,136	502	634
79	78	27	51		931	415	516		1,009	442	567
80+	455	112	343		6,006	2,395	3,611		6,461	2,507	3,954
ALL AGES	241,947	115,493	126,454		825,826	390,693	435,133		1,067,773	506,186	561,587

POPULATION BY 5 YEAR AGE GROUPS	BOTH SEXES	MALE	FEMALE		BOTH SEXES	MALE	FEMALE		BOTH SEXES	MALE	FEMALE
0-4	23,397	11,928	11,469		115,423	58,632	56,791		138,820	70,560	68,260
5_9	21,087	10,452	10,635		110,316	55,857	54,459		131,403	66,309	65,094
10_14	22,070	10,213	11,857		108,238	53,835	54,403		130,308	64,048	66,260
15-19	23,846	10,473	13,373		102,103	50,448	51,655		125,949	60,921	65,028
20-24	28,263	12,598	15,665		83,998	40,727	43,271		112,261	53,325	58,936
25-29	30,690	14,278	16,412		64,918	29,546	35,372		95,608	43,824	51,784
30-34	25,953	12,537	13,416		52,190	22,292	29,898		78,143	34,829	43,314
35-39	20,237	10,027	10,210		39,758	16,271	23,487		59,995	26,298	33,697
40-44	15,449	7,694	7,755		32,448	13,177	19,271		47,897	20,871	27,026
45-49	10,675	5,487	5,188		26,557	10,978	15,579		37,232	16,465	20,767
50-54	7,692	3,958	3,734		22,186	9,332	12,854		29,878	13,290	16,588
55-59	5,157	2,575	2,582		18,601	8,045	10,556		23,758	10,620	13,138
60-64	3,302	1,587	1,715		15,440	6,780	8,660		18,742	8,367	10,375
65-69	1,915	850	1,065		12,678	5,694	6,984		14,593	6,544	8,049
70-74	1,176	500	676		9,121	4,084	5,037		10,297	4,584	5,713
75-79	583	224	359		5,845	2,600	3,245		6,428	2,824	3,604

80+	455	112	343		6,006	2,395	3,611		6,461	2,507	3,954
All Ages	241,947	115,493	126,454		825,826	390,693	435,133		1,067,773	506,186	561,587

2012	URBAN				RURAL				SWAZILAND		
AGE	BOTH SEXES	MALE	FEMALE		BOTH SEXES	MALE	FEMALE		BOTH SEXES	MALE	FEMALE
0	5,209	2,645	2,564		26,183	13,265	12,918		31,392	15,910	15,482
1	4,931	2,508	2,423		24,571	12,488	12,083		29,502	14,996	14,506
2	4,715	2,400	2,315		23,800	12,140	11,660		28,515	14,540	13,975
3	4,517	2,300	2,217		23,285	11,899	11,386		27,802	14,199	13,603
4	4,316	2,197	2,119		23,033	11,792	11,241		27,349	13,989	13,360
5	4,755	2,447	2,308		18,284	9,192	9,092		23,039	11,639	11,400
6	4,231	2,152	2,079		21,226	10,809	10,417		25,457	12,961	12,496
7	4,085	2,047	2,038		22,258	11,334	10,924		26,343	13,381	12,962
8	4,118	2,038	2,080		22,434	11,385	11,049		26,552	13,423	13,129
9	4,239	2,075	2,164		22,190	11,205	10,985		26,429	13,280	13,149
10	4,343	2,099	2,244		21,876	10,989	10,887		26,219	13,088	13,131
11	4,379	2,084	2,295		21,654	10,832	10,822		26,033	12,916	13,117
12	4,377	2,047	2,330		21,576	10,761	10,815		25,953	12,808	13,145
13	4,332	1,991	2,341		21,633	10,770	10,863		25,965	12,761	13,204
14	4,265	1,922	2,343		21,734	10,808	10,926		25,999	12,730	13,269
15	4,341	1,927	2,414		21,604	10,726	10,878		25,945	12,653	13,292
16	4,514	1,983	2,531		21,266	10,555	10,711		25,780	12,538	13,242
17	4,683	2,044	2,639		20,832	10,333	10,499		25,515	12,377	13,138
18	4,832	2,102	2,730		20,290	10,064	10,226		25,122	12,166	12,956
19	4,982				19,646				24,628	11,908	12,720

		2,167	2,815			9,741	9,905				
20	5,158	2,254	2,904		18,906	9,352	9,554		24,064	11,606	12,458
21	5,374	2,364	3,010		18,094	8,905	9,189		23,468	11,269	12,199
22	5,614	2,487	3,127		17,225	8,424	8,801		22,839	10,911	11,928
23	5,896	2,629	3,267		16,303	7,912	8,391		22,199	10,541	11,658
24	6,204	2,781	3,423		15,338	7,380	7,958		21,542	10,161	11,381
25	6,399	2,896	3,503		14,450	6,852	7,598		20,849	9,748	11,101
26	6,448	2,954	3,494		13,693	6,371	7,322		20,141	9,325	10,816
27	6,450	2,993	3,457		12,986	5,916	7,070		19,436	8,909	10,527
28	6,389	3,000	3,389		12,366	5,528	6,838		18,755	8,528	10,227
29	6,273	2,986	3,287		11,811	5,175	6,636		18,084	8,161	9,923
30	6,063	2,908	3,155		11,383	4,915	6,468		17,446	7,823	9,623
31	5,771	2,773	2,998		11,031	4,712	6,319		16,802	7,485	9,317
32	5,479	2,641	2,838		10,616	4,485	6,131		16,095	7,126	8,969
33	5,187	2,516	2,671		10,131	4,227	5,904		15,318	6,743	8,575
34	4,899	2,398	2,501		9,586	3,940	5,646		14,485	6,338	8,147
35	4,638	2,287	2,351		9,014	3,660	5,354		13,652	5,947	7,705
36	4,411	2,183	2,228		8,456	3,409	5,047		12,867	5,592	7,275
37	4,187	2,077	2,110		7,985	3,197	4,788		12,172	5,274	6,898
38	3,961	1,964	1,997		7,634	3,046	4,588		11,595	5,010	6,585
39	3,739	1,844	1,895		7,373	2,942	4,431		11,112	4,786	6,326
40	3,552	1,747	1,805		7,125	2,840	4,285		10,677	4,587	6,090
41	3,402	1,673	1,729		6,847	2,727	4,120		10,249	4,400	5,849
42	3,230	1,593	1,637		6,581	2,616	3,965		9,811	4,209	5,602
43	3,029	1,500	1,529		6,301	2,506	3,795		9,330	4,006	5,324

44	2,810	1,397	1,413		6,027	2,398	3,629		8,837	3,795	5,042
45	2,585	1,295	1,290		5,774	2,310	3,464		8,359	3,605	4,754
46	2,368	1,197	1,171		5,558	2,241	3,317		7,926	3,438	4,488
47	2,182	1,112	1,070		5,351	2,178	3,173		7,533	3,290	4,243
48	2,029	1,039	990		5,172	2,121	3,051		7,201	3,160	4,041
49	1,911	982	929		5,006	2,067	2,939		6,917	3,049	3,868
50	1,803	928	875		4,827	1,999	2,828		6,630	2,927	3,703
51	1,697	870	827		4,643	1,931	2,712		6,340	2,801	3,539
52	1,588	815	773		4,466	1,857	2,609		6,054	2,672	3,382
53	1,473	751	722		4,300	1,795	2,505		5,773	2,546	3,227
54	1,352	685	667		4,151	1,742	2,409		5,503	2,427	3,076
55	1,240	622	618		4,006	1,693	2,313		5,246	2,315	2,931
56	1,135	564	571		3,872	1,655	2,217		5,007	2,219	2,788
57	1,043	515	528		3,743	1,613	2,130		4,786	2,128	2,658
58	964	473	491		3,606	1,568	2,038		4,570	2,041	2,529
59	896	437	459		3,473	1,519	1,954		4,369	1,956	2,413
60	827	402	425		3,331	1,463	1,868		4,158	1,865	2,293
61	745	358	387		3,201	1,412	1,789		3,946	1,770	2,176
62	670	318	352		3,083	1,363	1,720		3,753	1,681	2,072
63	595	278	317		2,970	1,315	1,655		3,565	1,593	1,972
64	524	239	285		2,866	1,272	1,594		3,390	1,511	1,879
65	462	206	256		2,767	1,234	1,533		3,229	1,440	1,789
66	414	182	232		2,664	1,200	1,464		3,078	1,382	1,696
67	371	160	211		2,552	1,161	1,391		2,923	1,321	1,602
68	332	139	193		2,436	1,120	1,316		2,768	1,259	1,509

69	305	128	177		2,306	1,069	1,237		2,611	1,197	1,414
70	273	111	162		2,162	1,007	1,155		2,435	1,118	1,317
71	252	104	148		1,997	924	1,073		2,249	1,028	1,221
72	232	96	136		1,835	843	992		2,067	939	1,128
73	209	87	122		1,689	771	918		1,898	858	1,040
74	186	76	110		1,547	700	847		1,733	776	957
75	165	66	99		1,413	641	772		1,578	707	871
76	138	55	83		1,297	593	704		1,435	648	787
77	118	45	73		1,176	541	635		1,294	586	708
78	99	36	63		1,062	494	568		1,161	530	631
79	79	27	52		953	444	509		1,032	471	561
80+	452	110	342		6,004	2,525	3,479		6,456	2,635	3,821
ALL AGES	246,441	117,528	128,913		833,896	394,904	438,992		1,080,337	512,432	567,905

POPULATION BY 5 YEAR AGE GROUPS	BOTH SEXES	MALE	FEMALE		BOTH SEXES	MALE	FEMALE		BOTH SEXES	MALE	FEMALE
0-4	23,688	12,050	11,638		120,872	61,584	59,288		144,560	73,634	70,926
5_9	21,428	10,759	10,669		106,392	53,925	52,467		127,820	64,684	63,136
10_14	21,696	10,143	11,553		108,473	54,160	54,313		130,169	64,303	65,866
15-19	23,352	10,223	13,129		103,638	51,419	52,219		126,990	61,642	65,348
20-24	28,246	12,515	15,731		85,866	41,973	43,893		114,112	54,488	59,624
25-29	31,959	14,829	17,130		65,306	29,842	35,464		97,265	44,671	52,594
30-34	27,399	13,236	14,163		52,747	22,279	30,468		80,146	35,515	44,631
35-39	20,936	10,355	10,581		40,462	16,254	24,208	-	61,398	26,609	34,789
40-44	16,023	7,910	8,113		32,881	13,087	19,794		48,904	20,997	27,907
45-49	11,075	5,625	5,450		26,861	10,917	15,944		37,936	16,542	21,394
50-54	7,913	4,049	3,864		22,387	9,324	13,063		30,300	13,373	16,927
55-59	5,278				18,700		10,652		23,978	10,659	13,319

		2,611	2,667			8,048					
60-64	3,361	1,595	1,766		15,451	6,825	8,626		18,812	8,420	10,392
65-69	1,884	815	1,069		12,725	5,784	6,941		14,609	6,599	8,010
70-74	1,152	474	678		9,230	4,245	4,985		10,382	4,719	5,663
75-79	599	229	370		5,901	2,713	3,188		6,500	2,942	3,558
80+	452	110	342		6,004	2,525	3,479		6,456	2,635	3,821
All Ages	246,441	117,528	128,913		833,896	394,904	438,992		1,080,337	512,432	567,905

2013	URBAN			RURAL			SWAZILAND		
AGE	BOTH SEXES	MALE	FEMALE	BOTH SEXES	MALE	FEMALE	BOTH SEXES	MALE	FEMALE
0	5,396	2,740	2,656	26,312	13,330	12,982	31,708	16,070	15,638
1	5,119	2,604	2,515	24,730	12,569	12,161	29,849	15,173	14,676
2	4,893	2,491	2,402	24,022	12,252	11,770	28,915	14,743	14,172
3	4,695	2,390	2,305	23,544	12,032	11,512	28,239	14,422	13,817
4	4,506	2,295	2,211	23,154	11,843	11,311	27,660	14,138	13,522
5	4,309	2,193	2,116	22,949	11,757	11,192	27,258	13,950	13,308
6	4,749	2,444	2,305	18,219	9,164	9,055	22,968	11,608	11,360
7	4,225	2,149	2,076	21,155	10,778	10,377	25,380	12,927	12,453
8	4,079	2,044	2,035	22,183	11,302	10,881	26,262	13,346	12,916
9	4,113	2,035	2,078	22,357	11,352	11,005	26,470	13,387	13,083
10	4,189	2,045	2,144	22,161	11,200	10,961	26,350	13,245	13,105
11	4,252	2,043	2,209	21,894	11,011	10,883	26,146	13,054	13,092
12	4,290	2,029	2,261	21,668	10,853	10,815	25,958	12,882	13,076
13	4,286	1,991	2,295	21,595	10,785	10,810	25,881	12,776	13,105

14	4,242	1,936	2,306		21,650	10,792	10,858		25,892	12,728	13,164
15	4,243	1,897	2,346		21,640	10,787	10,853		25,883	12,684	13,199
16	4,387	1,932	2,455		21,401	10,663	10,738		25,788	12,595	13,193
17	4,559	1,988	2,571		21,064	10,492	10,572		25,623	12,480	13,143
18	4,729	2,049	2,680		20,631	10,271	10,360		25,360	12,320	13,040
19	4,876	2,106	2,770		20,093	10,004	10,089		24,969	12,110	12,859
20	5,135	2,228	2,907		19,280	9,584	9,696		24,415	11,812	12,603
21	5,414	2,368	3,046		18,381	9,105	9,276		23,795	11,473	12,322
22	5,630	2,478	3,152		17,572	8,660	8,912		23,202	11,138	12,064
23	5,870	2,600	3,270		16,708	8,182	8,526		22,578	10,782	11,796
24	6,150	2,742	3,408		15,793	7,673	8,120		21,943	10,415	11,528
25	6,436	2,901	3,535		14,794	7,083	7,711		21,230	9,984	11,246
26	6,609	3,021	3,588		13,877	6,503	7,374		20,486	9,524	10,962
27	6,660	3,080	3,580		13,127	6,027	7,100		19,787	9,107	10,680
28	6,660	3,118	3,542		12,434	5,582	6,852		19,094	8,700	10,394
29	6,599	3,125	3,474		11,823	5,200	6,623		18,422	8,325	10,097
30	6,382	3,058	3,324		11,340	4,872	6,468		17,722	7,930	9,792
31	6,075	2,930	3,145		10,985	4,636	6,349		17,060	7,566	9,494
32	5,784	2,795	2,989		10,645	4,442	6,203		16,429	7,237	9,192
33	5,492	2,663	2,829		10,243	4,225	6,018		15,735	6,888	8,847
34	5,201	2,539	2,662		9,772	3,977	5,795		14,973	6,516	8,457
35	4,866	2,388	2,478		9,273	3,720	5,553		14,139	6,108	8,031
36	4,558	2,244	2,314		8,749	3,473	5,276		13,307	5,717	7,590
37	4,330	2,139	2,191		8,207	3,234	4,973		12,537	5,373	7,164
38	4,110	2,035	2,075		7,747	3,030	4,717		11,857	5,065	6,792

39	3,883	1,922	1,961		7,412	2,889	4,523		11,295	4,811	6,484
40	3,660	1,799	1,861		7,160	2,794	4,366		10,820	4,593	6,227
41	3,470	1,698	1,772		6,920	2,702	4,218		10,390	4,400	5,990
42	3,320	1,624	1,696		6,653	2,595	4,058		9,973	4,219	5,754
43	3,150	1,545	1,605		6,395	2,490	3,905		9,545	4,035	5,510
44	2,951	1,453	1,498		6,125	2,387	3,738		9,076	3,840	5,236
45	2,729	1,349	1,380		5,870	2,298	3,572		8,599	3,647	4,952
46	2,503	1,246	1,257		5,635	2,231	3,404		8,138	3,477	4,661
47	2,288	1,150	1,138		5,426	2,165	3,261		7,714	3,315	4,399
48	2,105	1,065	1,040		5,227	2,107	3,120		7,332	3,172	4,160
49	1,953	994	959		5,053	2,052	3,001		7,006	3,046	3,960
50	1,836	936	900		4,879	1,998	2,881		6,715	2,934	3,781
51	1,728	882	846		4,693	1,929	2,764		6,421	2,811	3,610
52	1,626	825	801		4,514	1,865	2,649		6,140	2,690	3,450
53	1,518	771	747		4,345	1,795	2,550		5,863	2,566	3,297
54	1,403	707	696		4,186	1,737	2,449		5,589	2,444	3,145
55	1,286	644	642		4,032	1,688	2,344		5,318	2,332	2,986
56	1,178	582	596		3,881	1,645	2,236		5,059	2,227	2,832
57	1,076	527	549		3,755	1,609	2,146		4,831	2,136	2,695
58	986	479	507		3,630	1,568	2,062		4,616	2,047	2,569
59	908	438	470		3,498	1,525	1,973		4,406	1,963	2,443
60	834	398	436		3,359	1,477	1,882		4,193	1,875	2,318
61	758	360	398		3,213	1,421	1,792		3,971	1,781	2,190
62	680	318	362		3,089	1,374	1,715		3,769	1,692	2,077
63	607	280	327		2,977	1,326	1,651		3,584	1,606	1,978

64	535	241	294		2,869	1,280	1,589		3,404	1,521	1,883
65	469	206	263		2,757	1,241	1,516		3,226	1,447	1,779
66	413	177	236		2,650	1,207	1,443		3,063	1,384	1,679
67	367	154	213		2,554	1,175	1,379		2,921	1,329	1,592
68	326	133	193		2,446	1,136	1,310		2,772	1,269	1,503
69	290	114	176		2,337	1,096	1,241		2,627	1,210	1,417
70	268	108	160		2,183	1,031	1,152		2,451	1,139	1,312
71	245	96	149		2,012	955	1,057		2,257	1,051	1,206
72	224	89	135		1,862	878	984		2,086	967	1,119
73	205	82	123		1,709	800	909		1,914	882	1,032
74	185	74	111		1,575	733	842		1,760	807	953
75	162	64	98		1,429	665	764		1,591	729	862
76	144	55	89		1,291	609	682		1,435	664	771
77	118	45	73		1,186	563	623		1,304	608	696
78	102	38	64		1,074	512	562		1,176	550	626
79	85	29	56		971	468	503		1,056	497	559
80+	450	108	342		6,032	2,669	3,363		6,482	2,777	3,705
ALL AGES	251,122	119,658	131,464		842,036	399,130	442,906		1,093,158	518,788	574,370

POPULATION BY 5 YEAR AGE GROUPS	BOTH SEXES	MALE	FEMALE		BOTH SEXES	MALE	FEMALE		BOTH SEXES	MALE	FEMALE
0-4	24,609	12,520	12,089		121,762	62,026	59,736		146,371	74,546	71,825
5_9	21,475	10,865	10,610		106,863	54,353	52,510		128,338	65,218	63,120
10_14	21,259	10,044	11,215		108,968	54,641	54,327		130,227	64,685	65,542
15-19	22,794	9,972	12,822		104,829	52,217	52,612		127,623	62,189	65,434
20-24	28,199	12,416	15,783		87,734	43,204	44,530		115,933	55,620	60,313

25-29	32,964	15,245	17,719		66,055	30,395	35,660		99,019	45,640	53,379
30-34	28,934	13,985	14,949		52,985	22,152	30,833		81,919	36,137	45,782
35-39	21,747	10,728	11,019	-	41,388	16,346	25,042	-	63,135	27,074	36,061
40-44	16,551	8,119	8,432		33,253	12,968	20,285		49,804	21,087	28,717
45-49	11,578	5,804	5,774		27,211	10,853	16,358		38,789	16,657	22,132
50-54	8,111	4,121	3,990		22,617	9,324	13,293		30,728	13,445	17,283
55-59	5,434	2,670	2,764		18,796	8,035	10,761		24,230	10,705	13,525
60-64	3,414	1,597	1,817		15,507	6,878	8,629		18,921	8,475	10,446
65-69	1,865	784	1,081		12,744	5,855	6,889		14,609	6,639	7,970
70-74	1,127	449	678		9,341	4,397	4,944		10,468	4,846	5,622
75-79	611	231	380		5,951	2,817	3,134		6,562	3,048	3,514
80+	450	108	342		6,032	2,669	3,363		6,482	2,777	3,705
All Ages	251,122	119,658	131,464		842,036	399,130	442,906		1,093,158	518,788	574,370

2014	URBAN			RURAL			SWAZILAND		
AGE	BOTH SEXES	MALE	FEMALE	BOTH SEXES	MALE	FEMALE	BOTH SEXES	MALE	FEMALE
0	5,580	2,833	2,747	26,403	13,377	13,026	31,983	16,210	15,773
1	5,304	2,698	2,606	24,858	12,634	12,224	30,162	15,332	14,830
2	5,081	2,587	2,494	24,178	12,332	11,846	29,259	14,919	14,340
3	4,874	2,482	2,392	23,763	12,141	11,622	28,637	14,623	14,014
4	4,682	2,384	2,298	23,414	11,977	11,437	28,096	14,361	13,735
5	4,499	2,291	2,208	23,068	11,807	11,261	27,567	14,098	13,469
6	4,303	2,190	2,113	22,872	11,723	11,149	27,175	13,913	13,262
7	4,743	2,441	2,302	18,155	9,137	9,018	22,898	11,578	11,320
8	4,219			21,084	10,747	10,337		12,893	12,410

		2,146	2,073					25,303		
9	4,074	2,041	2,033		22,109	11,270	10,839	26,183	13,311	12,872
10	4,062	2,004	2,058		22,330	11,348	10,982	26,392	13,352	13,040
11	4,098	1,989	2,109		22,178	11,222	10,956	26,276	13,211	13,065
12	4,160	1,986	2,174		21,912	11,034	10,878	26,072	13,020	13,052
13	4,197	1,972	2,225		21,689	10,878	10,811	25,886	12,850	13,036
14	4,194	1,934	2,260		21,614	10,808	10,806	25,808	12,742	13,066
15	4,220	1,911	2,309		21,558	10,772	10,786	25,778	12,683	13,095
16	4,292	1,903	2,389		21,436	10,724	10,712	25,728	12,627	13,101
17	4,433	1,937	2,496		21,201	10,601	10,600	25,634	12,538	13,096
18	4,605	1,993	2,612		20,864	10,430	10,434	25,469	12,423	13,046
19	4,776	2,054	2,722		20,432	10,210	10,222	25,208	12,264	12,944
20	5,032	2,168	2,864		19,725	9,847	9,878	24,757	12,015	12,742
21	5,398	2,345	3,053		18,746	9,333	9,413	24,144	11,678	12,466
22	5,676	2,485	3,191		17,854	8,857	8,997	23,530	11,342	12,188
23	5,890	2,593	3,297		17,053	8,417	8,636	22,943	11,010	11,933
24	6,131	2,717	3,414		16,191	7,938	8,253	22,322	10,655	11,667
25	6,388	2,864	3,524		15,242	7,373	7,869	21,630	10,237	11,393
26	6,652	3,030	3,622		14,212	6,727	7,485	20,864	9,757	11,107
27	6,825	3,149	3,676		13,306	6,157	7,149	20,131	9,306	10,825
28	6,873	3,207	3,666		12,569	5,688	6,881	19,442	8,895	10,547
29	6,875	3,246	3,629		11,885	5,251	6,634	18,760	8,497	10,263
30	6,711	3,199	3,512		11,348	4,893	6,455	18,059	8,092	9,967
31	6,393	3,080	3,313		10,940	4,592	6,348	17,333	7,672	9,661
32	6,087	2,952	3,135		10,600	4,366	6,234	16,687	7,318	9,369

33	5,797	2,817	2,980		10,268	4,180	6,088		16,065	6,997	9,068
34	5,507	2,687	2,820		9,880	3,972	5,908		15,387	6,659	8,728
35	5,167	2,528	2,639		9,454	3,755	5,699		14,621	6,283	8,338
36	4,782	2,343	2,439		9,004	3,531	5,473		13,786	5,874	7,912
37	4,477	2,200	2,277		8,496	3,296	5,200		12,973	5,496	7,477
38	4,250	2,096	2,154		7,969	3,067	4,902		12,219	5,163	7,056
39	4,031	1,992	2,039		7,523	2,873	4,650		11,554	4,865	6,689
40	3,802	1,876	1,926		7,199	2,742	4,457		11,001	4,618	6,383
41	3,576	1,749	1,827		6,958	2,659	4,299		10,534	4,408	6,126
42	3,387	1,648	1,739		6,727	2,572	4,155		10,114	4,220	5,894
43	3,237	1,575	1,662		6,469	2,471	3,998		9,706	4,046	5,660
44	3,070	1,497	1,573		6,219	2,371	3,848		9,289	3,868	5,421
45	2,869	1,404	1,465		5,966	2,289	3,677		8,835	3,693	5,142
46	2,644	1,299	1,345		5,730	2,219	3,511		8,374	3,518	4,856
47	2,422	1,198	1,224		5,503	2,156	3,347		7,925	3,354	4,571
48	2,208	1,102	1,106		5,300	2,094	3,206		7,508	3,196	4,312
49	2,028	1,020	1,008		5,109	2,038	3,071		7,137	3,058	4,079
50	1,875	946	929		4,928	1,986	2,942		6,803	2,932	3,871
51	1,760	889	871		4,746	1,930	2,816		6,506	2,819	3,687
52	1,655	836	819		4,565	1,865	2,700		6,220	2,701	3,519
53	1,554	780	774		4,392	1,803	2,589		5,946	2,583	3,363
54	1,448	727	721		4,231	1,737	2,494		5,679	2,464	3,215
55	1,336	665	671		4,066	1,684	2,382		5,402	2,349	3,053
56	1,223	604	619		3,908	1,641	2,267		5,131	2,245	2,886
57	1,116	543	573		3,765	1,600	2,165		4,881	2,143	2,738

58	1,018	491	527		3,642	1,564	2,078	4,660	2,055	2,605
59	929	443	486		3,523	1,526	1,997	4,452	1,969	2,483
60	845	399	446		3,384	1,483	1,901	4,229	1,882	2,347
61	764	355	409		3,240	1,436	1,804	4,004	1,791	2,213
62	692	320	372		3,102	1,382	1,720	3,794	1,702	2,092
63	616	279	337		2,984	1,338	1,646	3,600	1,617	1,983
64	545	242	303		2,877	1,292	1,585	3,422	1,534	1,888
65	480	208	272		2,760	1,249	1,511	3,240	1,457	1,783
66	420	177	243		2,642	1,214	1,428	3,062	1,391	1,671
67	364	148	216		2,542	1,182	1,360	2,906	1,330	1,576
68	323	128	195		2,449	1,150	1,299	2,772	1,278	1,494
69	283	108	175		2,347	1,111	1,236	2,630	1,219	1,411
70	254	94	160		2,213	1,058	1,155	2,467	1,152	1,315
71	239	93	146		2,034	978	1,056	2,273	1,071	1,202
72	218	82	136		1,875	906	969	2,093	988	1,105
73	199	76	123		1,736	834	902	1,935	910	1,025
74	180	69	111		1,594	760	834	1,774	829	945
75	162	62	100		1,455	696	759	1,617	758	859
76	140	53	87		1,308	632	676	1,448	685	763
77	125	46	79		1,180	577	603	1,305	623	682
78	101	37	64		1,085	533	552	1,186	570	616
79	86	30	56		984	486	498	1,070	516	554
80+	455	109	346		6,083	2,822	3,261	6,538	2,931	3,607
ALL AGES	255,986	121,881	134,105		850,203	403,351	446,852	1,106,189	525,232	580,957

POPULATION BY 5 YEAR AGE GROUPS	BOTH SEXES	MALE	FEMALE		BOTH SEXES	MALE	FEMALE		BOTH SEXES	MALE	FEMALE
0-4	25,521	12,984	12,537		122,616	62,461	60,155		148,137	75,445	72,692
5_9	21,838	11,109	10,729		107,288	54,684	52,604		129,126	65,793	63,333
10_14	20,711	9,885	10,826		109,723	55,290	54,433		130,434	65,175	65,259
15-19	22,326	9,798	12,528		105,491	52,737	52,754		127,817	62,535	65,282
20-24	28,127	12,308	15,819		89,569	44,392	45,177		117,696	56,700	60,996
25-29	33,613	15,496	18,117		67,214	31,196	36,018		100,827	46,692	54,135
30-34	30,495	14,735	15,760		53,036	22,003	31,033		83,531	36,738	46,793
35-39	22,707	11,159	11,548		42,446	16,522	25,924		65,153	27,681	37,472
40-44	17,072	8,345	8,727		33,572	12,815	20,757		50,644	21,160	29,484
45-49	12,171	6,023	6,148		27,608	10,796	16,812		39,779	16,819	22,960
50-54	8,292	4,178	4,114		22,862	9,321	13,541		31,154	13,499	17,655
55-59	5,622	2,746	2,876		18,904	8,015	10,889		24,526	10,761	13,765
60-64	3,462	1,595	1,867		15,587	6,931	8,656		19,049	8,526	10,523
65-69	1,870	769	1,101		12,740	5,906	6,834		14,610	6,675	7,935
70-74	1,090	414	676		9,452	4,536	4,916		10,542	4,950	5,592
75-79	614	228	386		6,012	2,924	3,088		6,626	3,152	3,474
80+	455	109	346		6,083	2,822	3,261		6,538	2,931	3,607
All Ages	255,986	121,881	134,105		850,203	403,351	446,852		1,106,189	525,232	580,957

2015	URBAN				RURAL				SWAZILAND		
AGE	BOTH SEXES	MALE	FEMALE		BOTH SEXES	MALE	FEMALE		BOTH SEXES	MALE	FEMALE

0	5,760	2,925	2,835		26,450	13,400	13,050		32,210	16,325	15,885
1	5,487	2,791	2,696		24,950	12,681	12,269		30,437	15,472	14,965
2	5,264	2,680	2,584		24,306	12,398	11,908		29,570	15,078	14,492
3	5,061	2,577	2,484		23,920	12,222	11,698		28,981	14,799	14,182
4	4,863	2,477	2,386		23,627	12,083	11,544		28,490	14,560	13,930
5	4,673	2,379	2,294		23,331	11,943	11,388		28,004	14,322	13,682
6	4,493	2,288	2,205		22,990	11,772	11,218		27,483	14,060	13,423
7	4,297	2,187	2,110		22,796	11,690	11,106		27,093	13,877	13,216
8	4,737	2,438	2,299		18,092	9,110	8,982		22,829	11,548	11,281
9	4,214	2,143	2,071		21,012	10,716	10,296		25,226	12,859	12,367
10	4,023	2,010	2,013		22,084	11,267	10,817		26,107	13,277	12,830
11	3,968	1,946	2,022		22,350	11,371	10,979		26,318	13,317	13,001
12	4,004	1,931	2,073		22,200	11,247	10,953		26,204	13,178	13,026
13	4,068	1,929	2,139		21,932	11,058	10,874		26,000	12,987	13,013
14	4,102	1,914	2,188		21,712	10,903	10,809		25,814	12,817	12,997
15	4,172	1,908	2,264		21,523	10,789	10,734		25,695	12,697	12,998
16	4,269	1,917	2,352		21,356	10,709	10,647		25,625	12,626	12,999
17	4,340	1,908	2,432		21,236	10,663	10,573		25,576	12,571	13,005
18	4,482	1,943	2,539		21,000	10,539	10,461		25,482	12,482	13,000
19	4,652	1,998	2,654		20,666	10,369	10,297		25,318	12,367	12,951
20	4,936	2,118	2,818		20,061	10,051	10,010		24,997	12,169	12,828
21	5,301	2,288	3,013		19,187	9,594	9,593		24,488	11,882	12,606
22	5,666	2,464	3,202		18,213	9,082	9,131		23,879	11,546	12,333
23	5,943	2,603	3,340		17,327	8,611	8,716		23,270	11,214	12,056

24	6,157	2,712	3,445		16,531	8,172	8,359		22,688	10,884	11,804
25	6,374	2,842	3,532		15,634	7,633	8,001		22,008	10,475	11,533
26	6,609	2,996	3,613		14,653	7,012	7,641		21,262	10,008	11,254
27	6,873	3,161	3,712		13,634	6,376	7,258		20,507	9,537	10,970
28	7,045	3,280	3,765		12,739	5,812	6,927		19,784	9,092	10,692
29	7,093	3,338	3,755		12,013	5,352	6,661		19,106	8,690	10,416
30	6,987	3,321	3,666		11,408	4,942	6,466		18,395	8,263	10,132
31	6,722	3,221	3,501		10,946	4,611	6,335		17,668	7,832	9,836
32	6,405	3,102	3,303		10,551	4,320	6,231		16,956	7,422	9,534
33	6,100	2,975	3,125		10,224	4,104	6,120		16,324	7,079	9,245
34	5,812	2,841	2,971		9,901	3,925	5,976		15,713	6,766	8,947
35	5,470	2,675	2,795		9,561	3,749	5,812		15,031	6,424	8,607
36	5,081	2,482	2,599		9,181	3,563	5,618		14,262	6,045	8,217
37	4,699	2,298	2,401		8,747	3,352	5,395		13,446	5,650	7,796
38	4,395	2,156	2,239		8,253	3,127	5,126		12,648	5,283	7,365
39	4,169	2,052	2,117		7,744	2,910	4,834		11,913	4,962	6,951
40	3,948	1,945	2,003		7,310	2,727	4,583		11,258	4,672	6,586
41	3,716	1,824	1,892		6,998	2,608	4,390		10,714	4,432	6,282
42	3,491	1,698	1,793		6,767	2,532	4,235		10,258	4,230	6,028
43	3,304	1,599	1,705		6,543	2,449	4,094		9,847	4,048	5,799
44	3,155	1,526	1,629		6,294	2,354	3,940		9,449	3,880	5,569
45	2,985	1,447	1,538		6,061	2,274	3,787		9,046	3,721	5,325
46	2,782	1,353	1,429		5,824	2,210	3,614		8,606	3,563	5,043
47	2,560	1,249	1,311		5,596	2,145	3,451		8,156	3,394	4,762
48	2,341	1,150	1,191		5,378	2,086	3,292		7,719	3,236	4,483

49	2,127	1,054	1,073		5,182	2,028	3,154		7,309	3,082	4,227
50	1,950	972	978		4,982	1,971	3,011		6,932	2,943	3,989
51	1,797	898	899		4,796	1,920	2,876		6,593	2,818	3,775
52	1,686	843	843		4,618	1,866	2,752		6,304	2,709	3,595
53	1,582	790	792		4,444	1,804	2,640		6,026	2,594	3,432
54	1,483	736	747		4,276	1,745	2,531		5,759	2,481	3,278
55	1,378	683	695		4,114	1,687	2,427		5,492	2,370	3,122
56	1,271	624	647		3,941	1,636	2,305		5,212	2,260	2,952
57	1,160	565	595		3,791	1,596	2,195		4,951	2,161	2,790
58	1,056	505	551		3,654	1,558	2,096		4,710	2,063	2,647
59	960	454	506		3,534	1,522	2,012		4,494	1,976	2,518
60	865	404	461		3,410	1,485	1,925		4,275	1,889	2,386
61	774	356	418		3,265	1,442	1,823		4,039	1,798	2,241
62	697	314	383		3,129	1,398	1,731		3,826	1,712	2,114
63	627	280	347		2,997	1,346	1,651		3,624	1,626	1,998
64	554	242	312		2,884	1,303	1,581		3,438	1,545	1,893
65	488	208	280		2,770	1,262	1,508		3,258	1,470	1,788
66	429	178	251		2,646	1,222	1,424		3,075	1,400	1,675
67	372	149	223		2,535	1,189	1,346		2,907	1,338	1,569
68	318	121	197		2,440	1,157	1,283		2,758	1,278	1,480
69	281	103	178		2,350	1,126	1,224		2,631	1,229	1,402
70	248	89	159		2,222	1,071	1,151		2,470	1,160	1,310
71	225	79	146		2,064	1,005	1,059		2,289	1,084	1,205
72	213	80	133		1,895	927	968		2,108	1,007	1,101
73	192	69	123		1,750	860	890		1,942	929	1,013

74	175	63	112		1,620	793	827		1,795	856	939
75	157	58	99		1,474	721	753		1,631	779	852
76	142	52	90		1,331	660	671		1,473	712	761
77	120	44	76		1,198	599	599		1,318	643	675
78	107	37	70		1,082	548	534		1,189	585	604
79	86	30	56		994	505	489		1,080	535	545
80+	460	110	350		6,147	2,977	3,170		6,607	3,087	3,520
ALL AGES	261,028	124,195	136,833		858,347	407,542	450,805		1,119,375	531,737	587,638

POPULATION BY 5 YEAR AGE GROUPS	BOTH SEXES	MALE	FEMALE		BOTH SEXES	MALE	FEMALE		BOTH SEXES	MALE	FEMALE
0-4	26,435	13,450	12,985		123,253	62,784	60,469		149,688	76,234	73,454
5_9	22,414	11,435	10,979		108,221	55,231	52,990		130,635	66,666	63,969
10_14	20,165	9,730	10,435		110,278	55,846	54,432		130,443	65,576	64,867
15-19	21,915	9,674	12,241		105,781	53,069	52,712		127,696	62,743	64,953
20-24	28,003	12,185	15,818		91,319	45,510	45,809		119,322	57,695	61,627
25-29	33,994	15,617	18,377		68,673	32,185	36,488		102,667	47,802	54,865
30-34	32,026	15,460	16,566		53,030	21,902	31,128		85,056	37,362	47,694
35-39	23,814	11,663	12,151	-	43,486	16,701	26,785	-	67,300	28,364	38,936
40-44	17,614	8,592	9,022		33,912	12,670	21,242		51,526	21,262	30,264
45-49	12,795	6,253	6,542		28,041	10,743	17,298		40,836	16,996	23,840
50-54	8,498	4,239	4,259		23,116	9,306	13,810		31,614	13,545	18,069
55-59	5,825	2,831	2,994		19,034	7,999	11,035		24,859	10,830	14,029
60-64	3,517	1,596	1,921		15,685	6,974	8,711		19,202	8,570	10,632
65-69	1,888	759	1,129		12,741	5,956	6,785		14,629	6,715	7,914
70-74	1,053	380	673		9,551	4,656	4,895		10,604	5,036	5,568
75-79	612				6,079				6,691		

		221	391			3,033	3,046			3,254	3,437
80+	460	110	350		6,147	2,977	3,170		6,607	3,087	3,520
All Ages	261,028	124,195	136,833		858,347	407,542	450,805		1,119,375	531,737	587,638

2016	URBAN			RURAL			SWAZILAND		
AGE	BOTH SEXES	MALE	FEMALE	BOTH SEXES	MALE	FEMALE	BOTH SEXES	MALE	FEMALE
0	5,933	3,013	2,920	26,453	13,402	13,051	32,386	16,415	15,971
1	5,665	2,882	2,783	25,000	12,706	12,294	30,665	15,588	15,077
2	5,447	2,773	2,674	24,397	12,444	11,953	29,844	15,217	14,627
3	5,243	2,670	2,573	24,047	12,287	11,760	29,290	14,957	14,333
4	5,049	2,571	2,478	23,786	12,166	11,620	28,835	14,737	14,098
5	4,855	2,473	2,382	23,541	12,046	11,495	28,396	14,519	13,877
6	4,667	2,376	2,291	23,252	11,908	11,344	27,919	14,284	13,635
7	4,486	2,284	2,202	22,914	11,740	11,174	27,400	14,024	13,376
8	4,292	2,184	2,108	22,720	11,657	11,063	27,012	13,841	13,171
9	4,731	2,435	2,296	18,029	9,083	8,946	22,760	11,518	11,242
10	4,163	2,112	2,051	20,990	10,713	10,277	25,153	12,825	12,328
11	3,928	1,952	1,976	22,107	11,292	10,815	26,035	13,244	12,791
12	3,873	1,887	1,986	22,372	11,396	10,976	26,245	13,283	12,962
13	3,910	1,873	2,037	22,223	11,272	10,951	26,133	13,145	12,988
14	3,973	1,870	2,103	21,955	11,084	10,871	25,928	12,954	12,974
15	4,079	1,888	2,191	21,623	10,884	10,739	25,702	12,772	12,930
16	4,222	1,914	2,308	21,323	10,727	10,596	25,545	12,641	12,904
17	4,319	1,923	2,396	21,157	10,648	10,509	25,476	12,571	12,905
18	4,389	1,914	2,475	21,036	10,601	10,435	25,425	12,515	12,910

19	4,530	1,948	2,582		20,803	10,479	10,324		25,333	12,427	12,906
20	4,814	2,062	2,752		20,294	10,210	10,084		25,108	12,272	12,836
21	5,209	2,240	2,969		19,521	9,797	9,724		24,730	12,037	12,693
22	5,573	2,409	3,164		18,651	9,342	9,309		24,224	11,751	12,473
23	5,936	2,584	3,352		17,683	8,833	8,850		23,619	11,417	12,202
24	6,213	2,723	3,490		16,802	8,365	8,437		23,015	11,088	11,927
25	6,404	2,839	3,565		15,969	7,864	8,105		22,373	10,703	11,670
26	6,599	2,976	3,623		15,039	7,268	7,771		21,638	10,244	11,394
27	6,833	3,129	3,704		14,070	6,656	7,414		20,903	9,785	11,118
28	7,096	3,293	3,803		13,062	6,029	7,033		20,158	9,322	10,836
29	7,268	3,413	3,855		12,178	5,472	6,706		19,446	8,885	10,561
30	7,208	3,415	3,793		11,530	5,038	6,492		18,738	8,453	10,285
31	6,996	3,342	3,654		11,004	4,658	6,346		18,000	8,000	10,000
32	6,734	3,244	3,490		10,555	4,336	6,219		17,289	7,580	9,709
33	6,417	3,124	3,293		10,174	4,058	6,116		16,591	7,182	9,409
34	6,115	2,999	3,116		9,857	3,849	6,008		15,972	6,848	9,124
35	5,774	2,829	2,945		9,578	3,700	5,878		15,352	6,529	8,823
36	5,382	2,628	2,754		9,286	3,556	5,730		14,668	6,184	8,484
37	4,996	2,436	2,560		8,918	3,380	5,538		13,914	5,816	8,098
38	4,615	2,253	2,362		8,501	3,181	5,320		13,116	5,434	7,682
39	4,312	2,111	2,201		8,025	2,969	5,056		12,337	5,080	7,257
40	4,085	2,004	2,081		7,527	2,763	4,764		11,612	4,767	6,845
41	3,860	1,893	1,967		7,107	2,592	4,515		10,967	4,485	6,482
42	3,630	1,772	1,858		6,807	2,482	4,325		10,437	4,254	6,183
43	3,407	1,648	1,759		6,584	2,411	4,173		9,991	4,059	5,932

44	3,221	1,550	1,671		6,369	2,334	4,035		9,590	3,884	5,706
45	3,068	1,474	1,594		6,137	2,259	3,878		9,205	3,733	5,472
46	2,897	1,396	1,501		5,917	2,195	3,722		8,814	3,591	5,223
47	2,696	1,302	1,394		5,689	2,137	3,552		8,385	3,439	4,946
48	2,476	1,200	1,276		5,470	2,075	3,395		7,946	3,275	4,671
49	2,260	1,102	1,158		5,258	2,019	3,239		7,518	3,121	4,397
50	2,046	1,005	1,041		5,055	1,963	3,092		7,101	2,968	4,133
51	1,871	923	948		4,849	1,906	2,943		6,720	2,829	3,891
52	1,721	851	870		4,669	1,857	2,812		6,390	2,708	3,682
53	1,614	798	816		4,495	1,805	2,690		6,109	2,603	3,506
54	1,509	744	765		4,329	1,748	2,581		5,838	2,492	3,346
55	1,412	692	720		4,159	1,695	2,464		5,571	2,387	3,184
56	1,312	642	670		3,988	1,639	2,349		5,300	2,281	3,019
57	1,206	583	623		3,823	1,592	2,231		5,029	2,175	2,854
58	1,100	527	573		3,678	1,554	2,124		4,778	2,081	2,697
59	996	468	528		3,548	1,517	2,031		4,544	1,985	2,559
60	894	413	481		3,422	1,482	1,940		4,316	1,895	2,421
61	794	361	433		3,290	1,444	1,846		4,084	1,805	2,279
62	706	315	391		3,153	1,404	1,749		3,859	1,719	2,140
63	632	275	357		3,024	1,361	1,663		3,656	1,636	2,020
64	563	241	322		2,899	1,313	1,586		3,462	1,554	1,908
65	498	209	289		2,775	1,271	1,504		3,273	1,480	1,793
66	437	178	259		2,657	1,236	1,421		3,094	1,414	1,680
67	379	149	230		2,539	1,196	1,343		2,918	1,345	1,573
68	326	122	204		2,434	1,165	1,269		2,760	1,287	1,473

69	275	96	179		2,344	1,133	1,211		2,619	1,229	1,390
70	246	84	162		2,224	1,085	1,139		2,470	1,169	1,301
71	220	75	145		2,073	1,017	1,056		2,293	1,092	1,201
72	200	67	133		1,924	952	972		2,124	1,019	1,105
73	187	67	120		1,770	881	889		1,957	948	1,009
74	169	57	112		1,632	816	816		1,801	873	928
75	152	52	100		1,500	753	747		1,652	805	847
76	137	48	89		1,349	684	665		1,486	732	754
77	122	43	79		1,220	625	595		1,342	668	674
78	103	36	67		1,098	568	530		1,201	604	597
79	92	30	62		992	519	473		1,084	549	535
80+	463	110	353		6,225	3,137	3,088		6,688	3,247	3,441
ALL AGES	266,230	126,593	139,637		866,427	411,681	454,746		1,132,657	538,274	594,383

POPULATION BY 5 YEAR AGE GROUPS	BOTH SEXES	MALE	FEMALE		BOTH SEXES	MALE	FEMALE		BOTH SEXES	MALE	FEMALE
0-4	27,337	13,909	13,428		123,683	63,005	60,678		151,020	76,914	74,106
5_9	23,031	11,752	11,279		110,456	56,434	54,022		133,487	68,186	65,301
10_14	19,847	9,694	10,153		109,647	55,757	53,890		129,494	65,451	64,043
15-19	21,539	9,587	11,952		105,942	53,339	52,603		127,481	62,926	64,555
20-24	27,745	12,018	15,727		92,951	46,547	46,404		120,696	58,565	62,131
25-29	34,200	15,650	18,550		70,318	33,289	37,029		104,518	48,939	55,579
30-34	33,470	16,124	17,346		53,120	21,939	31,181		86,590	38,063	48,527
35-39	25,079	12,257	12,822	-	44,308	16,786	27,522	-	69,387	29,043	40,344
40-44	18,203	8,867	9,336		34,394	12,582	21,812		52,597	21,449	31,148
45-49	13,397	6,474	6,923		28,471	10,685	17,786		41,868	17,159	24,709
50-54	8,761				23,397		14,118		32,158	13,600	18,558

		4,321	4,440			9,279					
55-59	6,026	2,912	3,114		19,196	7,997	11,199		25,222	10,909	14,313
60-64	3,589	1,605	1,984		15,788	7,004	8,784		19,377	8,609	10,768
65-69	1,915	754	1,161		12,749	6,001	6,748		14,664	6,755	7,909
70-74	1,022	350	672		9,623	4,751	4,872		10,645	5,101	5,544
75-79	606	209	397		6,159	3,149	3,010		6,765	3,358	3,407
80+	463	110	353		6,225	3,137	3,088		6,688	3,247	3,441
All Ages	266,230	126,593	139,637		866,427	411,681	454,746		1,132,657	538,274	594,383

2017	URBAN			RURAL			SWAZILAND		
AGE	BOTH SEXES	MALE	FEMALE	BOTH SEXES	MALE	FEMALE	BOTH SEXES	MALE	FEMALE
0	6,096	3,096	3,000	26,407	13,378	13,029	32,503	16,474	16,029
1	5,835	2,969	2,866	25,011	12,712	12,299	30,846	15,681	15,165
2	5,624	2,863	2,761	24,448	12,470	11,978	30,072	15,333	14,739
3	5,426	2,763	2,663	24,137	12,333	11,804	29,563	15,096	14,467
4	5,231	2,664	2,567	23,912	12,230	11,682	29,143	14,894	14,249
5	5,041	2,567	2,474	23,699	12,129	11,570	28,740	14,696	14,044
6	4,849	2,470	2,379	23,460	12,010	11,450	28,309	14,480	13,829
7	4,661	2,373	2,288	23,176	11,875	11,301	27,837	14,248	13,589
8	4,479	2,280	2,199	22,839	11,708	11,131	27,318	13,988	13,330
9	4,287	2,182	2,105	22,644	11,622	11,022	26,931	13,804	13,127
10	4,679	2,403	2,276	18,016	9,086	8,930	22,695	11,489	11,206
11	4,068	2,053	2,015	21,015	10,739	10,276	25,083	12,792	12,291
12	3,833	1,893	1,940	22,132	11,319	10,813	25,965	13,212	12,753
13	3,778	1,829	1,949	22,394	11,420	10,974	26,172	13,249	12,923

14	3,815	1,814	2,001		22,247	11,298	10,949		26,062	13,112	12,950
15	3,951	1,844	2,107		21,868	11,066	10,802		25,819	12,910	12,909
16	4,129	1,894	2,235		21,424	10,822	10,602		25,553	12,716	12,837
17	4,272	1,920	2,352		21,124	10,666	10,458		25,396	12,586	12,810
18	4,369	1,929	2,440		20,960	10,587	10,373		25,329	12,516	12,813
19	4,438	1,920	2,518		20,839	10,540	10,299		25,277	12,460	12,817
20	4,692	2,012	2,680		20,434	10,321	10,113		25,126	12,333	12,793
21	5,088	2,184	2,904		19,754	9,956	9,798		24,842	12,140	12,702
22	5,483	2,362	3,121		18,984	9,545	9,439		24,467	11,907	12,560
23	5,846	2,530	3,316		18,118	9,092	9,026		23,964	11,622	12,342
24	6,207	2,705	3,502		17,158	8,586	8,572		23,365	11,291	12,074
25	6,460	2,850	3,610		16,240	8,057	8,183		22,700	10,907	11,793
26	6,630	2,973	3,657		15,370	7,496	7,874		22,000	10,469	11,531
27	6,824	3,110	3,714		14,453	6,909	7,544		21,277	10,019	11,258
28	7,058	3,262	3,796		13,494	6,306	7,188		20,552	9,568	10,984
29	7,319	3,426	3,893		12,498	5,686	6,812		19,817	9,112	10,705
30	7,383	3,490	3,893		11,692	5,156	6,536		19,075	8,646	10,429
31	7,218	3,437	3,781		11,123	4,750	6,373		18,341	8,187	10,154
32	7,006	3,364	3,642		10,611	4,382	6,229		17,617	7,746	9,871
33	6,747	3,267	3,480		10,174	4,070	6,104		16,921	7,337	9,584
34	6,430	3,147	3,283		9,806	3,803	6,003		16,236	6,950	9,286
35	6,076	2,987	3,089		9,535	3,623	5,912		15,611	6,610	9,001
36	5,684	2,780	2,904		9,301	3,508	5,793		14,985	6,288	8,697
37	5,296	2,582	2,714		9,019	3,370	5,649		14,315	5,952	8,363
38	4,910	2,390	2,520		8,667	3,206	5,461		13,577	5,596	7,981

39	4,532	2,208	2,324		8,267	3,020	5,247		12,799	5,228	7,571
40	4,226	2,062	2,164		7,804	2,820	4,984		12,030	4,882	7,148
41	3,997	1,952	2,045		7,320	2,627	4,693		11,317	4,579	6,738
42	3,772	1,840	1,932		6,915	2,466	4,449		10,687	4,306	6,381
43	3,544	1,721	1,823		6,624	2,362	4,262		10,168	4,083	6,085
44	3,323	1,598	1,725		6,410	2,297	4,113		9,733	3,895	5,838
45	3,135	1,499	1,636		6,210	2,239	3,971		9,345	3,738	5,607
46	2,978	1,422	1,556		5,995	2,182	3,813		8,973	3,604	5,369
47	2,811	1,346	1,465		5,779	2,120	3,659		8,590	3,466	5,124
48	2,610	1,251	1,359		5,560	2,068	3,492		8,170	3,319	4,851
49	2,393	1,151	1,242		5,349	2,009	3,340		7,742	3,160	4,582
50	2,178	1,053	1,125		5,129	1,953	3,176		7,307	3,006	4,301
51	1,966	956	1,010		4,921	1,899	3,022		6,887	2,855	4,032
52	1,795	876	919		4,719	1,843	2,876		6,514	2,719	3,795
53	1,647	805	842		4,546	1,797	2,749		6,193	2,602	3,591
54	1,540	752	788		4,382	1,750	2,632		5,922	2,502	3,420
55	1,439	700	739		4,208	1,697	2,511		5,647	2,397	3,250
56	1,345	650	695		4,032	1,648	2,384		5,377	2,298	3,079
57	1,246	601	645		3,871	1,596	2,275		5,117	2,197	2,920
58	1,145	545	600		3,708	1,548	2,160		4,853	2,093	2,760
59	1,039	489	550		3,571	1,514	2,057		4,610	2,003	2,607
60	928	426	502		3,437	1,478	1,959		4,365	1,904	2,461
61	822	370	452		3,301	1,441	1,860		4,123	1,811	2,312
62	727	320	407		3,177	1,406	1,771		3,904	1,726	2,178
63	639	275	364		3,048	1,368	1,680		3,687	1,643	2,044

64	570	237	333		2,922	1,326	1,596		3,492	1,563	1,929
65	504	207	297		2,795	1,283	1,512		3,299	1,490	1,809
66	446	179	267		2,661	1,244	1,417		3,107	1,423	1,684
67	388	149	239		2,550	1,211	1,339		2,938	1,360	1,578
68	333	123	210		2,437	1,170	1,267		2,770	1,293	1,477
69	282	96	186		2,339	1,141	1,198		2,621	1,237	1,384
70	241	78	163		2,220	1,093	1,127		2,461	1,171	1,290
71	219	71	148		2,073	1,028	1,045		2,292	1,099	1,193
72	194	62	132		1,935	966	969		2,129	1,028	1,101
73	176	56	120		1,795	902	893		1,971	958	1,013
74	164	55	109		1,653	837	816		1,817	892	925
75	147	46	101		1,511	775	736		1,658	821	837
76	132	43	89		1,374	713	661		1,506	756	750
77	118	40	78		1,238	648	590		1,356	688	668
78	104	34	70		1,120	593	527		1,224	627	597
79	88	29	59		1,007	538	469		1,095	567	528
80+	472	111	361		6,301	3,295	3,006		6,773	3,406	3,367
ALL AGES	271,573	129,068	142,505		874,397	415,743	458,654		1,145,970	544,811	601,159

POPULATION BY 5 YEAR AGE GROUPS	BOTH SEXES	MALE	FEMALE		BOTH SEXES	MALE	FEMALE		BOTH SEXES	MALE	FEMALE
0-4	28,212	14,355	13,857		123,915	63,123	60,792		152,127	77,478	74,649
5_9	23,317	11,872	11,445		115,818	59,344	56,474		139,135	71,216	67,919
10_14	20,173	9,992	10,181		105,804	53,862	51,942		125,977	63,854	62,123
15-19	21,159	9,507	11,652		106,215	53,681	52,534		127,374	63,188	64,186

20-24	27,316	11,793	15,523		94,448	47,500	46,948		121,764	59,293	62,471
25-29	34,291	15,621	18,670		72,055	34,454	37,601		106,346	50,075	56,271
30-34	34,784	16,705	18,079		53,406	22,161	31,245		88,190	38,866	49,324
35-39	26,498	12,947	13,551	-	44,789	16,727	28,062	-	71,287	29,674	41,613
40-44	18,862	9,173	9,689		35,073	12,572	22,501		53,935	21,745	32,190
45-49	13,927	6,669	7,258		28,893	10,618	18,275		42,820	17,287	25,533
50-54	9,126	4,442	4,684		23,697	9,242	14,455		32,823	13,684	19,139
55-59	6,214	2,985	3,229		19,390	8,003	11,387		25,604	10,988	14,616
60-64	3,686	1,628	2,058		15,885	7,019	8,866		19,571	8,647	10,924
65-69	1,953	754	1,199		12,782	6,049	6,733		14,735	6,803	7,932
70-74	994	322	672		9,676	4,826	4,850		10,670	5,148	5,522
75-79	589	192	397		6,250	3,267	2,983		6,839	3,459	3,380
80+	472	111	361		6,301	3,295	3,006		6,773	3,406	3,367
All Ages	271,573	129,068	142,505		874,397	415,743	458,654		1,145,970	544,811	601,159

2018	URBAN			RURAL			SWAZILAND		
AGE	BOTH SEXES	MALE	FEMALE	BOTH SEXES	MALE	FEMALE	BOTH SEXES	MALE	FEMALE
0	6,244	3,171	3,073	26,315	13,332	12,983	32,559	16,503	16,056
1	5,996	3,051	2,945	24,975	12,693	12,282	30,971	15,744	15,227
2	5,795	2,951	2,844	24,459	12,475	11,984	30,254	15,426	14,828
3	5,601	2,852	2,749	24,189	12,360	11,829	29,790	15,212	14,578
4	5,414	2,757	2,657	24,002	12,276	11,726	29,416	15,033	14,383
5	5,223	2,660	2,563	23,824	12,192	11,632	29,047	14,852	14,195
6	5,035	2,564	2,471	23,619	12,094	11,525	28,654	14,658	13,996
7	4,842	2,466	2,376	23,383	11,977	11,406	28,225	14,443	13,782
8	4,655	2,370	2,285	23,099	11,841	11,258	27,754	14,211	13,543

9	4,473	2,277	2,196		22,764	11,675	11,089		27,237	13,952	13,285
10	4,237	2,151	2,086		22,616	11,617	10,999		26,853	13,768	13,085
11	4,582	2,344	2,238		18,051	9,116	8,935		22,633	11,460	11,173
12	3,973	1,993	1,980		21,043	10,768	10,275		25,016	12,761	12,255
13	3,738	1,835	1,903		22,156	11,344	10,812		25,894	13,179	12,715
14	3,683	1,771	1,912		22,418	11,445	10,973		26,101	13,216	12,885
15	3,793	1,788	2,005		22,159	11,279	10,880		25,952	13,067	12,885
16	4,001	1,849	2,152		21,671	11,006	10,665		25,672	12,855	12,817
17	4,180	1,901	2,279		21,227	10,760	10,467		25,407	12,661	12,746
18	4,322	1,925	2,397		20,928	10,606	10,322		25,250	12,531	12,719
19	4,419	1,935	2,484		20,764	10,527	10,237		25,183	12,462	12,721
20	4,601	1,985	2,616		20,472	10,383	10,089		25,073	12,368	12,705
21	4,968	2,135	2,833		19,896	10,067	9,829		24,864	12,202	12,662
22	5,363	2,306	3,057		19,217	9,704	9,513		24,580	12,010	12,570
23	5,757	2,484	3,273		18,451	9,294	9,157		24,208	11,778	12,430
24	6,118	2,651	3,467		17,593	8,846	8,747		23,711	11,497	12,214
25	6,457	2,833	3,624		16,591	8,275	8,316		23,048	11,108	11,940
26	6,686	2,985	3,701		15,640	7,687	7,953		22,326	10,672	11,654
27	6,856	3,107	3,749		14,781	7,135	7,646		21,637	10,242	11,395
28	7,050	3,244	3,806		13,874	6,556	7,318		20,924	9,800	11,124
29	7,282	3,396	3,886		12,927	5,960	6,967		20,209	9,356	10,853
30	7,435	3,503	3,932		12,008	5,367	6,641		19,443	8,870	10,573
31	7,394	3,513	3,881		11,280	4,864	6,416		18,674	8,377	10,297
32	7,227	3,458	3,769		10,727	4,471	6,256		17,954	7,929	10,025
33	7,018	3,387	3,631		10,228	4,114	6,114		17,246	7,501	9,745

34	6,759	3,290	3,469		9,804	3,812	5,992		16,563	7,102	9,461
35	6,390	3,134	3,256		9,483	3,577	5,906		15,873	6,711	9,162
36	5,985	2,938	3,047		9,257	3,430	5,827		15,242	6,368	8,874
37	5,594	2,732	2,862		9,035	3,323	5,712		14,629	6,055	8,574
38	5,210	2,535	2,675		8,763	3,194	5,569		13,973	5,729	8,244
39	4,825	2,345	2,480		8,427	3,040	5,387		13,252	5,385	7,867
40	4,445	2,158	2,287		8,042	2,870	5,172		12,487	5,028	7,459
41	4,137	2,010	2,127		7,592	2,681	4,911		11,729	4,691	7,038
42	3,908	1,899	2,009		7,123	2,499	4,624		11,031	4,398	6,633
43	3,686	1,788	1,898		6,729	2,346	4,383		10,415	4,134	6,281
44	3,459	1,671	1,788		6,451	2,249	4,202		9,910	3,920	5,990
45	3,235	1,546	1,689		6,253	2,204	4,049		9,488	3,750	5,738
46	3,045	1,447	1,598		6,065	2,162	3,903		9,110	3,609	5,501
47	2,890	1,370	1,520		5,858	2,110	3,748		8,748	3,480	5,268
48	2,725	1,296	1,429		5,648	2,050	3,598		8,373	3,346	5,027
49	2,526	1,202	1,324		5,436	2,001	3,435		7,962	3,203	4,759
50	2,309	1,100	1,209		5,219	1,945	3,274		7,528	3,045	4,483
51	2,095	1,003	1,092		4,991	1,887	3,104		7,086	2,890	4,196
52	1,888	908	980		4,791	1,837	2,954		6,679	2,745	3,934
53	1,720	829	891		4,597	1,786	2,811		6,317	2,615	3,702
54	1,573	760	813		4,430	1,740	2,690		6,003	2,500	3,503
55	1,470	708	762		4,260	1,700	2,560		5,730	2,408	3,322
56	1,370	657	713		4,082	1,651	2,431		5,452	2,308	3,144
57	1,280	610	670		3,910	1,603	2,307		5,190	2,213	2,977
58	1,182	561	621		3,758	1,554	2,204		4,940	2,115	2,825

59	1,084	507	577		3,600	1,508	2,092		4,684	2,015	2,669
60	972	448	524		3,456	1,473	1,983		4,428	1,921	2,507
61	854	381	473		3,317	1,439	1,878		4,171	1,820	2,351
62	752	328	424		3,189	1,404	1,785		3,941	1,732	2,209
63	662	281	381		3,070	1,369	1,701		3,732	1,650	2,082
64	575	237	338		2,947	1,333	1,614		3,522	1,570	1,952
65	512	203	309		2,816	1,296	1,520		3,328	1,499	1,829
66	451	177	274		2,681	1,256	1,425		3,132	1,433	1,699
67	397	150	247		2,553	1,218	1,335		2,950	1,368	1,582
68	341	122	219		2,450	1,186	1,264		2,791	1,308	1,483
69	289	98	191		2,341	1,145	1,196		2,630	1,243	1,387
70	248	78	170		2,216	1,100	1,116		2,464	1,178	1,286
71	214	65	149		2,071	1,037	1,034		2,285	1,102	1,183
72	194	59	135		1,934	975	959		2,128	1,034	1,094
73	170	51	119		1,807	917	890		1,977	968	1,009
74	154	45	109		1,675	856	819		1,829	901	928
75	142	44	98		1,532	795	737		1,674	839	835
76	127	38	89		1,385	733	652		1,512	771	741
77	114	35	79		1,261	675	586		1,375	710	665
78	101	32	69		1,137	614	523		1,238	646	592
79	90	28	62		1,028	561	467		1,118	589	529
80+	475	110	365		6,391	3,458	2,933		6,866	3,568	3,298
ALL AGES	277,042	131,612	145,430		882,208	419,705	462,503		1,159,250	551,317	607,933

POPULATION	BOTH	MALE	FEMALE		BOTH	MALE	FEMALE		BOTH	MALE	FEMALE
------------	------	------	--------	--	------	------	--------	--	------	------	--------

BY 5 YEAR AGE GROUPS	SEXES				SEXES				SEXES		
0-4	29,050	14,782	14,268		123,940	63,136	60,804		152,990	77,918	75,072
5_9	24,228	12,337	11,891		116,689	59,779	56,910		140,917	72,116	68,801
10_14	20,213	10,094	10,119		106,284	54,290	51,994		126,497	64,384	62,113
15-19	20,715	9,398	11,317		106,749	54,178	52,571		127,464	63,576	63,888
20-24	26,807	11,561	15,246		95,629	48,294	47,335		122,436	59,855	62,581
25-29	34,331	15,565	18,766		73,813	35,613	38,200		108,144	51,178	56,966
30-34	35,833	17,151	18,682		54,047	22,628	31,419		89,880	39,779	50,101
35-39	28,004	13,684	14,320	-	44,965	16,564	28,401	-	72,969	30,248	42,721
40-44	19,635	9,526	10,109		35,937	12,645	23,292		55,572	22,171	33,401
45-49	14,421	6,861	7,560		29,260	10,527	18,733		43,681	17,388	26,293
50-54	9,585	4,600	4,985		24,028	9,195	14,833		33,613	13,795	19,818
55-59	6,386	3,043	3,343		19,610	8,016	11,594		25,996	11,059	14,937
60-64	3,815	1,675	2,140		15,979	7,018	8,961		19,794	8,693	11,101
65-69	1,990	750	1,240		12,841	6,101	6,740		14,831	6,851	7,980
70-74	980	298	682		9,703	4,885	4,818		10,683	5,183	5,500
75-79	574	177	397		6,343	3,378	2,965		6,917	3,555	3,362
80+	475	110	365		6,391	3,458	2,933		6,866	3,568	3,298
All Ages	277,042	131,612	145,430		882,208	419,705	462,503		1,159,250	551,317	607,933

2019	URBAN				RURAL				SWAZILAND		
AGE	BOTH SEXES	MALE	FEMALE		BOTH SEXES	MALE	FEMALE		BOTH SEXES	MALE	FEMALE
0	6,379	3,240	3,139		26,174	13,260	12,914		32,553	16,500	16,053
1	6,144	3,126	3,018		24,893	12,652	12,241		31,037	15,778	15,259
2	5,954	3,032	2,922		24,427	12,459	11,968		30,381	15,491	14,890
3	5,772				24,201	12,365	11,836		29,973	15,305	14,668

		2,940	2,832								
4	5,589	2,846	2,743		24,052	12,302	11,750		29,641	15,148	14,493
5	5,404	2,752	2,652		23,916	12,239	11,677		29,320	14,991	14,329
6	5,217	2,657	2,560		23,743	12,156	11,587		28,960	14,813	14,147
7	5,028	2,560	2,468		23,541	12,061	11,480		28,569	14,621	13,948
8	4,836	2,463	2,373		23,307	11,943	11,364		28,143	14,406	13,737
9	4,650	2,367	2,283		23,021	11,807	11,214		27,671	14,174	13,497
10	4,421	2,246	2,175		22,739	11,671	11,068		27,160	13,917	13,243
11	4,140	2,091	2,049		22,641	11,643	10,998		26,781	13,734	13,047
12	4,487	2,285	2,202		18,084	9,146	8,938		22,571	11,431	11,140
13	3,878	1,934	1,944		21,071	10,796	10,275		24,949	12,730	12,219
14	3,643	1,777	1,866		22,181	11,369	10,812		25,824	13,146	12,678
15	3,660	1,744	1,916		22,333	11,428	10,905		25,993	13,172	12,821
16	3,845	1,795	2,050		21,961	11,217	10,744		25,806	13,012	12,794
17	4,052	1,855	2,197		21,475	10,945	10,530		25,527	12,800	12,727
18	4,231	1,907	2,324		21,032	10,700	10,332		25,263	12,607	12,656
19	4,372	1,931	2,441		20,734	10,546	10,188		25,106	12,477	12,629
20	4,583	2,000	2,583		20,399	10,371	10,028		24,982	12,371	12,611
21	4,878	2,108	2,770		19,935	10,130	9,805		24,813	12,238	12,575
22	5,245	2,258	2,987		19,361	9,815	9,546		24,606	12,073	12,533
23	5,639	2,429	3,210		18,685	9,454	9,231		24,324	11,883	12,441
24	6,031	2,606	3,425		17,923	9,046	8,877		23,954	11,652	12,302
25	6,368	2,780	3,588		17,027	8,534	8,493		23,395	11,314	12,081
26	6,685	2,968	3,717		15,988	7,904	8,084		22,673	10,872	11,801
27	6,913	3,120	3,793		15,047	7,323	7,724		21,960	10,443	11,517

28	7,083	3,242	3,841		14,199	6,778	7,421		21,282	10,020	11,262
29	7,276	3,378	3,898		13,304	6,209	7,095		20,580	9,587	10,993
30	7,398	3,474	3,924		12,433	5,636	6,797		19,831	9,110	10,721
31	7,445	3,525	3,920		11,592	5,072	6,520		19,037	8,597	10,440
32	7,404	3,535	3,869		10,880	4,581	6,299		18,284	8,116	10,168
33	7,238	3,480	3,758		10,341	4,200	6,141		17,579	7,680	9,899
34	7,029	3,410	3,619		9,857	3,855	6,002		16,886	7,265	9,621
35	6,718	3,276	3,442		9,477	3,584	5,893		16,195	6,860	9,335
36	6,298	3,085	3,213		9,204	3,382	5,822		15,502	6,467	9,035
37	5,894	2,889	3,005		8,989	3,245	5,744		14,883	6,134	8,749
38	5,506	2,685	2,821		8,779	3,146	5,633		14,285	5,831	8,454
39	5,124	2,489	2,635		8,520	3,027	5,493		13,644	5,516	8,128
40	4,737	2,295	2,442		8,194	2,885	5,309		12,931	5,180	7,751
41	4,353	2,104	2,249		7,825	2,729	5,096		12,178	4,833	7,345
42	4,047	1,957	2,090		7,392	2,551	4,841		11,439	4,508	6,931
43	3,821	1,847	1,974		6,933	2,377	4,556		10,754	4,224	6,530
44	3,599	1,736	1,863		6,555	2,234	4,321		10,154	3,970	6,184
45	3,371	1,619	1,752		6,291	2,156	4,135		9,662	3,775	5,887
46	3,144	1,493	1,651		6,110	2,129	3,981		9,254	3,622	5,632
47	2,957	1,396	1,561		5,926	2,089	3,837		8,883	3,485	5,398
48	2,803	1,319	1,484		5,726	2,041	3,685		8,529	3,360	5,169
49	2,638	1,246	1,392		5,525	1,985	3,540		8,163	3,231	4,932
50	2,441	1,151	1,290		5,302	1,935	3,367		7,743	3,086	4,657
51	2,225	1,049	1,176		5,079	1,880	3,199		7,304	2,929	4,375
52	2,015	954	1,061		4,859	1,826	3,033		6,874	2,780	4,094

53	1,811	861	950		4,667	1,779	2,888		6,478	2,640	3,838
54	1,646	783	863		4,480	1,731	2,749		6,126	2,514	3,612
55	1,501	716	785		4,308	1,690	2,618		5,809	2,406	3,403
56	1,401	665	736		4,131	1,653	2,478		5,532	2,318	3,214
57	1,304	616	688		3,960	1,607	2,353		5,264	2,223	3,041
58	1,216	570	646		3,795	1,561	2,234		5,011	2,131	2,880
59	1,120	523	597		3,649	1,514	2,135		4,769	2,037	2,732
60	1,016	465	551		3,484	1,468	2,016		4,500	1,933	2,567
61	895	402	493		3,338	1,435	1,903		4,233	1,837	2,396
62	784	339	445		3,203	1,401	1,802		3,987	1,740	2,247
63	685	288	397		3,082	1,368	1,714		3,767	1,656	2,111
64	597	242	355		2,971	1,336	1,635		3,568	1,578	1,990
65	518	204	314		2,837	1,301	1,536		3,355	1,505	1,850
66	460	173	287		2,701	1,269	1,432		3,161	1,442	1,719
67	400	148	252		2,574	1,230	1,344		2,974	1,378	1,596
68	350	123	227		2,453	1,193	1,260		2,803	1,316	1,487
69	297	97	200		2,354	1,161	1,193		2,651	1,258	1,393
70	254	80	174		2,217	1,103	1,114		2,471	1,183	1,288
71	221	65	156		2,068	1,044	1,024		2,289	1,109	1,180
72	188	53	135		1,934	984	950		2,122	1,037	1,085
73	171	48	123		1,805	925	880		1,976	973	1,003
74	148	41	107		1,689	870	819		1,837	911	926
75	133	35	98		1,552	813	739		1,685	848	837
76	124	36	88		1,404	752	652		1,528	788	740
77	109	30	79		1,271	694	577		1,380	724	656

78	98	29	69		1,159	638	521		1,257	667	590
79	86	25	61		1,044	581	463		1,130	606	524
80+	481	109	372		6,498	3,628	2,870		6,979	3,737	3,242
ALL AGES	282,622	134,217	148,405		889,811	423,543	466,268		1,172,433	557,760	614,673

POPULATION BY 5 YEAR AGE GROUPS	BOTH SEXES	MALE	FEMALE		BOTH SEXES	MALE	FEMALE		BOTH SEXES	MALE	FEMALE
0-4	29,838	15,184	14,654		123,747	63,038	60,709		153,585	78,222	75,363
5_9	25,135	12,799	12,336		117,528	60,206	57,322		142,663	73,005	69,658
10_14	20,569	10,333	10,236		106,716	54,625	52,091		127,285	64,958	62,327
15-19	20,160	9,232	10,928		107,535	54,836	52,699		127,695	64,068	63,627
20-24	26,376	11,401	14,975		96,303	48,816	47,487		122,679	60,217	62,462
25-29	34,325	15,488	18,837		75,565	36,748	38,817		109,890	52,236	57,654
30-34	36,514	17,424	19,090		55,103	23,344	31,759		91,617	40,768	50,849
35-39	29,540	14,424	15,116	-	44,969	16,384	28,585	-	74,509	30,808	43,701
40-44	20,557	9,939	10,618		36,899	12,776	24,123		57,456	22,715	34,741
45-49	14,913	7,073	7,840		29,578	10,400	19,178		44,491	17,473	27,018
50-54	10,138	4,798	5,340		24,387	9,151	15,236		34,525	13,949	20,576
55-59	6,542	3,090	3,452		19,843	8,025	11,818		26,385	11,115	15,270
60-64	3,977	1,736	2,241		16,078	7,008	9,070		20,055	8,744	11,311
65-69	2,025	745	1,280		12,919	6,154	6,765		14,944	6,899	8,045
70-74	982	287	695		9,713	4,926	4,787		10,695	5,213	5,482
75-79	550	155	395		6,430	3,478	2,952		6,980	3,633	3,347
80+	481	109	372		6,498	3,628	2,870		6,979	3,737	3,242
All Ages	282,622	134,217	148,405		889,811	423,543	466,268		1,172,433	557,760	614,673

2020	URBAN				RURAL				SWAZILAND		
-------------	--------------	--	--	--	--------------	--	--	--	------------------	--	--

AGE	BOTH SEXES	MALE	FEMALE		BOTH SEXES	MALE	FEMALE		BOTH SEXES	MALE	FEMALE
0	6,499	3,301	3,198		25,980	13,162	12,818		32,479	16,463	16,016
1	6,278	3,195	3,083		24,766	12,587	12,179		31,044	15,782	15,262
2	6,102	3,107	2,995		24,348	12,418	11,930		30,450	15,525	14,925
3	5,932	3,021	2,911		24,169	12,349	11,820		30,101	15,370	14,731
4	5,758	2,934	2,824		24,067	12,308	11,759		29,825	15,242	14,583
5	5,580	2,841	2,739		23,964	12,265	11,699		29,544	15,106	14,438
6	5,398	2,749	2,649		23,835	12,203	11,632		29,233	14,952	14,281
7	5,210	2,653	2,557		23,665	12,122	11,543		28,875	14,775	14,100
8	5,022	2,557	2,465		23,463	12,027	11,436		28,485	14,584	13,901
9	4,830	2,460	2,370		23,230	11,909	11,321		28,060	14,369	13,691
10	4,599	2,336	2,263		22,995	11,803	11,192		27,594	14,139	13,455
11	4,324	2,186	2,138		22,762	11,696	11,066		27,086	13,882	13,204
12	4,044	2,031	2,013		22,667	11,670	10,997		26,711	13,701	13,010
13	4,391	2,226	2,165		18,119	9,177	8,942		22,510	11,403	11,107
14	3,782	1,875	1,907		21,100	10,823	10,277		24,882	12,698	12,184
15	3,621	1,751	1,870		22,096	11,351	10,745		25,717	13,102	12,615
16	3,712	1,750	1,962		22,138	11,368	10,770		25,850	13,118	12,732
17	3,897	1,802	2,095		21,765	11,155	10,610		25,662	12,957	12,705
18	4,102	1,860	2,242		21,283	10,887	10,396		25,385	12,747	12,638
19	4,283	1,914	2,369		20,838	10,640	10,198		25,121	12,554	12,567
20	4,536	1,996	2,540		20,371	10,390	9,981		24,907	12,386	12,521
21	4,862	2,124	2,738		19,864	10,118	9,746		24,726	12,242	12,484
22	5,156				19,401				24,557	12,110	12,447

		2,231	2,925			9,879	9,522				
23	5,523	2,382	3,141		18,830	9,565	9,265		24,353	11,947	12,406
24	5,914	2,551	3,363		18,159	9,207	8,952		24,073	11,758	12,315
25	6,284	2,736	3,548		17,353	8,733	8,620		23,637	11,469	12,168
26	6,596	2,916	3,680		16,423	8,160	8,263		23,019	11,076	11,943
27	6,914	3,104	3,810		15,392	7,538	7,854		22,306	10,642	11,664
28	7,140	3,255	3,885		14,464	6,965	7,499		21,604	10,220	11,384
29	7,310	3,377	3,933		13,625	6,427	7,198		20,935	9,804	11,131
30	7,394	3,457	3,937		12,804	5,881	6,923		20,198	9,338	10,860
31	7,409	3,497	3,912		12,012	5,336	6,676		19,421	8,833	10,588
32	7,454	3,546	3,908		11,189	4,786	6,403		18,643	8,332	10,311
33	7,415	3,558	3,857		10,492	4,307	6,185		17,907	7,865	10,042
34	7,249	3,502	3,747		9,965	3,938	6,027		17,214	7,440	9,774
35	6,987	3,396	3,591		9,529	3,625	5,904		16,516	7,021	9,495
36	6,624	3,226	3,398		9,194	3,386	5,808		15,818	6,612	9,206
37	6,206	3,036	3,170		8,936	3,196	5,740		15,142	6,232	8,910
38	5,805	2,841	2,964		8,731	3,068	5,663		14,536	5,909	8,627
39	5,417	2,637	2,780		8,535	2,979	5,556		13,952	5,616	8,336
40	5,034	2,439	2,595		8,286	2,870	5,416		13,320	5,309	8,011
41	4,644	2,240	2,404		7,971	2,741	5,230		12,615	4,981	7,634
42	4,262	2,050	2,212		7,617	2,596	5,021		11,879	4,646	7,233
43	3,958	1,904	2,054		7,198	2,428	4,770		11,156	4,332	6,824
44	3,735	1,796	1,939		6,753	2,262	4,491		10,488	4,058	6,430
45	3,509	1,683	1,826		6,395	2,141	4,254		9,904	3,824	6,080
46	3,277	1,565	1,712		6,147	2,081	4,066		9,424	3,646	5,778

47	3,056	1,441	1,615		5,970	2,058	3,912		9,026	3,499	5,527
48	2,869	1,345	1,524		5,795	2,021	3,774		8,664	3,366	5,298
49	2,716	1,269	1,447		5,602	1,976	3,626		8,318	3,245	5,073
50	2,551	1,194	1,357		5,389	1,920	3,469		7,940	3,114	4,826
51	2,355	1,099	1,256		5,159	1,870	3,289		7,514	2,969	4,545
52	2,144	1,000	1,144		4,944	1,818	3,126		7,088	2,818	4,270
53	1,935	905	1,030		4,734	1,769	2,965		6,669	2,674	3,995
54	1,735	815	920		4,549	1,724	2,825		6,284	2,539	3,745
55	1,573	738	835		4,356	1,681	2,675		5,929	2,419	3,510
56	1,433	674	759		4,177	1,644	2,533		5,610	2,318	3,292
57	1,334	623	711		4,009	1,610	2,399		5,343	2,233	3,110
58	1,238	576	662		3,845	1,565	2,280		5,083	2,141	2,942
59	1,154	531	623		3,684	1,521	2,163		4,838	2,052	2,786
60	1,051	481	570		3,532	1,474	2,058		4,583	1,955	2,628
61	939	419	520		3,364	1,430	1,934		4,303	1,849	2,454
62	823	359	464		3,223	1,397	1,826		4,046	1,756	2,290
63	715	298	417		3,097	1,366	1,731		3,812	1,664	2,148
64	620	249	371		2,980	1,334	1,646		3,600	1,583	2,017
65	539	209	330		2,862	1,305	1,557		3,401	1,514	1,887
66	464	173	291		2,722	1,274	1,448		3,186	1,447	1,739
67	410	145	265		2,594	1,243	1,351		3,004	1,388	1,616
68	353	121	232		2,471	1,204	1,267		2,824	1,325	1,499
69	305	98	207		2,359	1,168	1,191		2,664	1,266	1,398
70	262	78	184		2,229	1,119	1,110		2,491	1,197	1,294
71	226	67	159		2,071	1,048	1,023		2,297	1,115	1,182

72	196	54	142		1,929	989	940		2,125	1,043	1,082
73	165	42	123		1,806	934	872		1,971	976	995
74	149	38	111		1,687	878	809		1,836	916	920
75	128	32	96		1,566	826	740		1,694	858	836
76	115	28	87		1,423	768	655		1,538	796	742
77	107	29	78		1,289	711	578		1,396	740	656
78	93	23	70		1,168	657	511		1,261	680	581
79	83	22	61		1,067	605	462		1,150	627	523
80+	483	106	377		6,614	3,800	2,814		7,097	3,906	3,191
ALL AGES	288,297	136,875	151,422		897,152	427,230	469,922		1,185,449	564,105	621,344

POPULATION BY 5 YEAR AGE GROUPS	BOTH SEXES	MALE	FEMALE		BOTH SEXES	MALE	FEMALE		BOTH SEXES	MALE	FEMALE
0-4	30,569	15,558	15,011		123,330	62,824	60,506		153,899	78,382	75,517
5_9	26,040	13,260	12,780		118,157	60,526	57,631		144,197	73,786	70,411
10_14	21,140	10,654	10,486		107,643	55,169	52,474		128,783	65,823	62,960
15-19	19,615	9,077	10,538		108,120	55,401	52,719		127,735	64,478	63,257
20-24	25,991	11,284	14,707		96,625	49,159	47,466		122,616	60,443	62,173
25-29	34,244	15,388	18,856		77,257	37,823	39,434		111,501	53,211	58,290
30-34	36,921	17,560	19,361		56,462	24,248	32,214		93,383	41,808	51,575
35-39	31,039	15,136	15,903	-	44,925	16,254	28,671	-	75,964	31,390	44,574
40-44	21,633	10,429	11,204		37,825	12,897	24,928		59,458	23,326	36,132
45-49	15,427	7,303	8,124		29,909	10,277	19,632		45,336	17,580	27,756
50-54	10,720	5,013	5,707		24,775	9,101	15,674		35,495	14,114	21,381
55-59	6,732	3,142	3,590		20,071	8,021	12,050		26,803	11,163	15,640
60-64	4,148	1,806	2,342		16,196	7,001	9,195		20,344	8,807	11,537
65-69	2,071	746	1,325		13,008	6,194	6,814		15,079	6,940	8,139
70-74	998				9,722				10,720		

		279	719			4,968	4,754		5,247	5,473	
75-79	526	134	392		6,513	3,567	2,946		7,039	3,701	3,338
80+	483	106	377		6,614	3,800	2,814		7,097	3,906	3,191
All Ages	288,297	136,875	151,422		897,152	427,230	469,922		1,185,449	564,105	621,344

2021	URBAN			RURAL			SWAZILAND		
AGE	BOTH SEXES	MALE	FEMALE	BOTH SEXES	MALE	FEMALE	BOTH SEXES	MALE	FEMALE
0	6,611	3,358	3,253	25,789	13,065	12,724	32,400	16,423	15,977
1	6,398	3,256	3,142	24,587	12,496	12,091	30,985	15,752	15,233
2	6,235	3,175	3,060	24,226	12,357	11,869	30,461	15,532	14,929
3	6,079	3,097	2,982	24,091	12,307	11,784	30,170	15,404	14,766
4	5,919	3,014	2,905	24,035	12,293	11,742	29,954	15,307	14,647
5	5,750	2,930	2,820	23,978	12,270	11,708	29,728	15,200	14,528
6	5,572	2,837	2,735	23,885	12,230	11,655	29,457	15,067	14,390
7	5,391	2,745	2,646	23,756	12,169	11,587	29,147	14,914	14,233
8	5,204	2,650	2,554	23,587	12,087	11,500	28,791	14,737	14,054
9	5,016	2,554	2,462	23,386	11,993	11,393	28,402	14,547	13,855
10	4,778	2,428	2,350	23,203	11,905	11,298	27,981	14,333	13,648
11	4,501	2,276	2,225	23,021	11,829	11,192	27,522	14,105	13,417
12	4,228	2,126	2,102	22,786	11,722	11,064	27,014	13,848	13,166
13	3,948	1,972	1,976	22,693	11,696	10,997	26,641	13,668	12,973
14	4,294	2,166	2,128	18,156	9,209	8,947	22,450	11,375	11,075
15	3,760	1,849	1,911	21,019	10,806	10,213	24,779	12,655	12,124
16	3,673	1,757	1,916	21,903	11,292	10,611	25,576	13,049	12,527

17	3,765	1,757	2,008		21,943	11,307	10,636		25,708	13,064	12,644
18	3,948	1,808	2,140		21,573	11,095	10,478		25,521	12,903	12,618
19	4,154	1,866	2,288		21,090	10,828	10,262		25,244	12,694	12,550
20	4,449	1,980	2,469		20,475	10,484	9,991		24,924	12,464	12,460
21	4,817	2,121	2,696		19,838	10,138	9,700		24,655	12,259	12,396
22	5,142	2,248	2,894		19,332	9,867	9,465		24,474	12,115	12,359
23	5,435	2,355	3,080		18,872	9,631	9,241		24,307	11,986	12,321
24	5,801	2,506	3,295		18,303	9,316	8,987		24,104	11,822	12,282
25	6,169	2,682	3,487		17,589	8,893	8,696		23,758	11,575	12,183
26	6,515	2,873	3,642		16,745	8,358	8,387		23,260	11,231	12,029
27	6,826	3,053	3,773		15,826	7,792	8,034		22,652	10,845	11,807
28	7,144	3,240	3,904		14,804	7,177	7,627		21,948	10,417	11,531
29	7,368	3,391	3,977		13,888	6,612	7,276		21,256	10,003	11,253
30	7,428	3,456	3,972		13,122	6,096	7,026		20,550	9,552	10,998
31	7,407	3,481	3,926		12,376	5,575	6,801		19,783	9,056	10,727
32	7,418	3,519	3,899		11,605	5,046	6,559		19,023	8,565	10,458
33	7,465	3,568	3,897		10,795	4,508	6,287		18,260	8,076	10,184
34	7,426	3,581	3,845		10,113	4,041	6,072		17,539	7,622	9,917
35	7,207	3,488	3,719		9,633	3,705	5,928		16,840	7,193	9,647
36	6,890	3,344	3,546		9,246	3,426	5,820		16,136	6,770	9,366
37	6,531	3,177	3,354		8,922	3,197	5,725		15,453	6,374	9,079
38	6,114	2,987	3,127		8,680	3,019	5,661		14,794	6,006	8,788
39	5,716	2,793	2,923		8,485	2,900	5,585		14,201	5,693	8,508
40	5,325	2,585	2,740		8,298	2,822	5,476		13,623	5,407	8,216
41	4,939	2,383	2,556		8,059	2,724	5,335		12,998	5,107	7,891

42	4,550	2,185	2,365		7,759	2,605	5,154		12,309	4,790	7,519
43	4,172	1,996	2,176		7,418	2,470	4,948		11,590	4,466	7,124
44	3,870	1,852	2,018		7,014	2,312	4,702		10,884	4,164	6,720
45	3,644	1,743	1,901		6,588	2,167	4,421		10,232	3,910	6,322
46	3,415	1,628	1,787		6,248	2,066	4,182		9,663	3,694	5,969
47	3,185	1,512	1,673		6,010	2,012	3,998		9,195	3,524	5,671
48	2,967	1,389	1,578		5,838	1,991	3,847		8,805	3,380	5,425
49	2,782	1,295	1,487		5,669	1,956	3,713		8,451	3,251	5,200
50	2,627	1,216	1,411		5,466	1,912	3,554		8,093	3,128	4,965
51	2,464	1,142	1,322		5,245	1,856	3,389		7,709	2,998	4,711
52	2,271	1,048	1,223		5,022	1,808	3,214		7,293	2,856	4,437
53	2,064	952	1,112		4,814	1,759	3,055		6,878	2,711	4,167
54	1,857	857	1,000		4,614	1,715	2,899		6,471	2,572	3,899
55	1,661	770	891		4,424	1,675	2,749		6,085	2,445	3,640
56	1,501	694	807		4,225	1,636	2,589		5,726	2,330	3,396
57	1,367	633	734		4,052	1,600	2,452		5,419	2,233	3,186
58	1,268	583	685		3,893	1,569	2,324		5,161	2,152	3,009
59	1,175	537	638		3,733	1,524	2,209		4,908	2,061	2,847
60	1,082	487	595		3,567	1,483	2,084		4,649	1,970	2,679
61	974	435	539		3,408	1,434	1,974		4,382	1,869	2,513
62	865	375	490		3,250	1,394	1,856		4,115	1,769	2,346
63	753	317	436		3,117	1,363	1,754		3,870	1,680	2,190
64	649	259	390		2,994	1,332	1,662		3,643	1,591	2,052
65	560	215	345		2,871	1,303	1,568		3,431	1,518	1,913
66	485	178	307		2,745	1,278	1,467		3,230	1,456	1,774

67	414	145	269		2,614	1,248	1,366		3,028	1,393	1,635
68	362	118	244		2,492	1,217	1,275		2,854	1,335	1,519
69	309	96	213		2,375	1,179	1,196		2,684	1,275	1,409
70	268	79	189		2,236	1,126	1,110		2,504	1,205	1,299
71	234	65	169		2,081	1,062	1,019		2,315	1,127	1,188
72	201	56	145		1,933	994	939		2,134	1,050	1,084
73	172	43	129		1,803	939	864		1,975	982	993
74	144	33	111		1,687	886	801		1,831	919	912
75	129	29	100		1,563	832	731		1,692	861	831
76	110	24	86		1,438	783	655		1,548	807	741
77	98	22	76		1,308	726	582		1,406	748	658
78	92	23	69		1,185	672	513		1,277	695	582
79	79	17	62		1,075	622	453		1,154	639	515
80+	481	100	381		6,747	3,980	2,767		7,228	4,080	3,148
ALL AGES	294,057	139,580	154,477		904,234	430,769	473,465		1,198,291	570,349	627,942

POPULATION BY 5 YEAR AGE GROUPS	BOTH SEXES	MALE	FEMALE		BOTH SEXES	MALE	FEMALE		BOTH SEXES	MALE	FEMALE
0-4	31,242	15,900	15,342		122,728	62,518	60,210		153,970	78,418	75,552
5_9	26,933	13,716	13,217		118,592	60,749	57,843		145,525	74,465	71,060
10_14	21,749	10,968	10,781		109,859	56,361	53,498		131,608	67,329	64,279
15-19	19,300	9,037	10,263		107,528	55,328	52,200		126,828	64,365	62,463
20-24	25,644	11,210	14,434		96,820	49,436	47,384		122,464	60,646	61,818
25-29	34,022	15,239	18,783		78,852	38,832	40,020		112,874	54,071	58,803
30-34	37,144	17,605	19,539		58,011	25,266	32,745		95,155	42,871	52,284
35-39	32,458	15,789	16,669	-	44,966	16,247	28,719	-	77,424	32,036	45,388
40-44	22,856	11,001	11,855		38,548	12,933	25,615		61,404	23,934	37,470
45-49	15,993				30,353	10,192	20,161		46,346	17,759	28,587

		7,567	8,426								
50-54	11,283	5,215	6,068		25,161	9,050	16,111		36,444	14,265	22,179
55-59	6,972	3,217	3,755		20,327	8,004	12,323		27,299	11,221	16,078
60-64	4,323	1,873	2,450		16,336	7,006	9,330		20,659	8,879	11,780
65-69	2,130	752	1,378		13,097	6,225	6,872		15,227	6,977	8,250
70-74	1,019	276	743		9,740	5,007	4,733		10,759	5,283	5,476
75-79	508	115	393		6,569	3,635	2,934		7,077	3,750	3,327
80+	481	100	381		6,747	3,980	2,767		7,228	4,080	3,148
All Ages	294,057	139,580	154,477		904,234	430,769	473,465		1,198,291	570,349	627,942

2022	URBAN			RURAL			SWAZILAND		
AGE	BOTH SEXES	MALE	FEMALE	BOTH SEXES	MALE	FEMALE	BOTH SEXES	MALE	FEMALE
0	6,705	3,406	3,299	25,595	12,967	12,628	32,300	16,373	15,927
1	6,510	3,313	3,197	24,413	12,408	12,005	30,923	15,721	15,202
2	6,355	3,237	3,118	24,054	12,267	11,787	30,409	15,504	14,905
3	6,213	3,164	3,049	23,969	12,248	11,721	30,182	15,412	14,770
4	6,064	3,090	2,974	23,958	12,250	11,708	30,022	15,340	14,682
5	5,911	3,010	2,901	23,946	12,255	11,691	29,857	15,265	14,592
6	5,742	2,926	2,816	23,901	12,236	11,665	29,643	15,162	14,481
7	5,565	2,833	2,732	23,806	12,196	11,610	29,371	15,029	14,342
8	5,385	2,742	2,643	23,677	12,134	11,543	29,062	14,876	14,186
9	5,198	2,647	2,551	23,509	12,052	11,457	28,707	14,699	14,008
10	4,963	2,521	2,442	23,361	11,991	11,370	28,324	14,512	13,812
11	4,680	2,368	2,312	23,227	11,930	11,297	27,907	14,298	13,609

12	4,403	2,215	2,188		23,047	11,856	11,191		27,450	14,071	13,379
13	4,132	2,067	2,065		22,812	11,748	11,064		26,944	13,815	13,129
14	3,850	1,912	1,938		22,720	11,722	10,998		26,570	13,634	12,936
15	4,271	2,138	2,133		18,086	9,199	8,887		22,357	11,337	11,020
16	3,813	1,856	1,957		20,831	10,747	10,084		24,644	12,603	12,041
17	3,726	1,764	1,962		21,711	11,232	10,479		25,437	12,996	12,441
18	3,818	1,763	2,055		21,748	11,247	10,501		25,566	13,010	12,556
19	3,999	1,814	2,185		21,383	11,036	10,347		25,382	12,850	12,532
20	4,323	1,933	2,390		20,726	10,671	10,055		25,049	12,604	12,445
21	4,732	2,106	2,626		19,943	10,232	9,711		24,675	12,338	12,337
22	5,101	2,247	2,854		19,306	9,888	9,418		24,407	12,135	12,272
23	5,423	2,373	3,050		18,804	9,618	9,186		24,227	11,991	12,236
24	5,715	2,479	3,236		18,346	9,384	8,962		24,061	11,863	12,198
25	6,059	2,639	3,420		17,733	9,001	8,732		23,792	11,640	12,152
26	6,402	2,820	3,582		16,980	8,516	8,464		23,382	11,336	12,046
27	6,749	3,012	3,737		16,143	7,987	8,156		22,892	10,999	11,893
28	7,057	3,190	3,867		15,235	7,429	7,806		22,292	10,619	11,673
29	7,375	3,378	3,997		14,223	6,820	7,403		21,598	10,198	11,400
30	7,489	3,471	4,018		13,381	6,278	7,103		20,870	9,749	11,121
31	7,439	3,479	3,960		12,693	5,788	6,905		20,132	9,267	10,865
32	7,418	3,504	3,914		11,961	5,279	6,682		19,379	8,783	10,596
33	7,429	3,542	3,887		11,208	4,764	6,444		18,637	8,306	10,331
34	7,477	3,591	3,886		10,410	4,238	6,172		17,887	7,829	10,058
35	7,383	3,567	3,816		9,778	3,804	5,974		17,161	7,371	9,790
36	7,110	3,436	3,674		9,346	3,503	5,843		16,456	6,939	9,517

37	6,795	3,294	3,501		8,971	3,234	5,737		15,766	6,528	9,238
38	6,437	3,127	3,310		8,664	3,018	5,646		15,101	6,145	8,956
39	6,023	2,938	3,085		8,434	2,851	5,583		14,457	5,789	8,668
40	5,622	2,740	2,882		8,247	2,743	5,504		13,869	5,483	8,386
41	5,228	2,528	2,700		8,069	2,674	5,395		13,297	5,202	8,095
42	4,842	2,326	2,516		7,844	2,587	5,257		12,686	4,913	7,773
43	4,458	2,131	2,327		7,555	2,476	5,079		12,013	4,607	7,406
44	4,083	1,943	2,140		7,229	2,351	4,878		11,312	4,294	7,018
45	3,778	1,798	1,980		6,843	2,216	4,627		10,621	4,014	6,607
46	3,547	1,687	1,860		6,439	2,092	4,347		9,986	3,779	6,207
47	3,322	1,574	1,748		6,109	1,996	4,113		9,431	3,570	5,861
48	3,095	1,460	1,635		5,876	1,945	3,931		8,971	3,405	5,566
49	2,878	1,337	1,541		5,713	1,928	3,785		8,591	3,265	5,326
50	2,694	1,243	1,451		5,531	1,892	3,639		8,225	3,135	5,090
51	2,537	1,162	1,375		5,322	1,850	3,472		7,859	3,012	4,847
52	2,379	1,091	1,288		5,105	1,794	3,311		7,484	2,885	4,599
53	2,189	999	1,190		4,890	1,749	3,141		7,079	2,748	4,331
54	1,983	903	1,080		4,693	1,705	2,988		6,676	2,608	4,068
55	1,780	810	970		4,486	1,667	2,819		6,266	2,477	3,789
56	1,589	726	863		4,290	1,630	2,660		5,879	2,356	3,523
57	1,431	652	779		4,101	1,593	2,508		5,532	2,245	3,287
58	1,301	592	709		3,934	1,560	2,374		5,235	2,152	3,083
59	1,204	544	660		3,781	1,529	2,252		4,985	2,073	2,912
60	1,104	494	610		3,614	1,484	2,130		4,718	1,978	2,740
61	1,003	440	563		3,443	1,445	1,998		4,446	1,885	2,561

62	899	390	509		3,291	1,397	1,894		4,190	1,787	2,403
63	793	332	461		3,144	1,361	1,783		3,937	1,693	2,244
64	685	277	408		3,014	1,329	1,685		3,699	1,606	2,093
65	587	224	363		2,886	1,303	1,583		3,473	1,527	1,946
66	506	184	322		2,753	1,276	1,477		3,259	1,460	1,799
67	434	150	284		2,635	1,251	1,384		3,069	1,401	1,668
68	366	118	248		2,511	1,222	1,289		2,877	1,340	1,537
69	317	93	224		2,396	1,192	1,204		2,713	1,285	1,428
70	272	77	195		2,252	1,137	1,115		2,524	1,214	1,310
71	239	66	173		2,088	1,069	1,019		2,327	1,135	1,192
72	208	53	155		1,944	1,008	936		2,152	1,061	1,091
73	178	46	132		1,804	942	862		1,982	988	994
74	150	33	117		1,686	892	794		1,836	925	911
75	125	25	100		1,564	840	724		1,689	865	824
76	111	22	89		1,435	787	648		1,546	809	737
77	94	18	76		1,321	740	581		1,415	758	657
78	84	17	67		1,203	686	517		1,287	703	584
79	77	16	61		1,092	637	455		1,169	653	516
80+	476	91	385		6,880	4,160	2,720		7,356	4,251	3,105
ALL AGES	299,887	142,324	157,563		911,052	434,159	476,893		1,210,939	576,483	634,456

POPULATION BY 5 YEAR AGE GROUPS	BOTH SEXES	MALE	FEMALE		BOTH SEXES	MALE	FEMALE		BOTH SEXES	MALE	FEMALE
0-4	32,368	16,475	15,893		121,165	61,722	59,443		153,533	78,197	75,336
5_9											

	28,630	14,582	14,048		118,887	60,896	57,991		147,517	75,478	72,039
10_14	22,929	11,542	11,387		116,039	59,682	56,357		138,968	71,224	67,744
15-19	19,668	9,432	10,236		104,265	53,899	50,366		123,933	63,331	60,602
20-24	24,888	11,047	13,841		97,679	50,288	47,391		122,567	61,335	61,232
25-29	33,181	14,831	18,350		81,477	40,528	40,949		114,658	55,359	59,299
30-34	37,319	17,549	19,770		61,313	27,419	33,894		98,632	44,968	53,664
35-39	34,777	16,797	17,980	-	45,751	16,805	28,946	-	80,528	33,602	46,926
40-44	25,692	12,383	13,309		39,063	12,635	26,428		64,755	25,018	39,737
45-49	17,356	8,190	9,166		31,762	10,225	21,537		49,118	18,415	30,703
50-54	12,243	5,573	6,670		25,880	8,916	16,964		38,123	14,489	23,634
55-59	7,727	3,466	4,261		20,878	7,940	12,938		28,605	11,406	17,199
60-64	4,632	1,980	2,652		16,698	7,035	9,663		21,330	9,015	12,315
65-69	2,312	804	1,508		13,263	6,249	7,014		15,575	7,053	8,522
70-74	1,075	271	804		9,828	5,094	4,734		10,903	5,365	5,538
75-79	484	84	400		6,642	3,734	2,908		7,126	3,818	3,308
80+	471	83	388		7,020	4,337	2,683		7,491	4,420	3,071
All Ages	305,752	145,089	160,663		917,610	437,404	480,206		1,223,362	582,493	640,869

2023	URBAN			RURAL			SWAZILAND		
AGE	BOTH SEXES	MALE	FEMALE	BOTH SEXES	MALE	FEMALE	BOTH SEXES	MALE	FEMALE
0	6,766	3,437	3,329	25,408	12,872	12,536	32,174	16,309	15,865
1	6,604	3,361	3,243	24,235	12,318	11,917	30,839	15,679	15,160
2	6,466	3,293	3,173	23,886	12,183	11,703	30,352	15,476	14,876
3	6,332			23,800					

		3,226	3,106			12,158	11,642		30,132	15,384	14,748
4	6,200	3,158	3,042		23,836	12,191	11,645		30,036	15,349	14,687
5	6,054	3,085	2,969		23,871	12,213	11,658		29,925	15,298	14,627
6	5,904	3,006	2,898		23,866	12,220	11,646		29,770	15,226	14,544
7	5,735	2,923	2,812		23,824	12,202	11,622		29,559	15,125	14,434
8	5,558	2,829	2,729		23,728	12,162	11,566		29,286	14,991	14,295
9	5,379	2,739	2,640		23,598	12,099	11,499		28,977	14,838	14,139
10	5,145	2,614	2,531		23,484	12,049	11,435		28,629	14,663	13,966
11	4,863	2,460	2,403		23,387	12,017	11,370		28,250	14,477	13,773
12	4,582	2,307	2,275		23,253	11,957	11,296		27,835	14,264	13,571
13	4,306	2,155	2,151		23,073	11,883	11,190		27,379	14,038	13,341
14	4,033	2,006	2,027		22,842	11,776	11,066		26,875	13,782	13,093
15	3,829	1,886	1,943		22,635	11,704	10,931		26,464	13,590	12,874
16	4,322	2,143	2,179		17,910	9,146	8,764		22,232	11,289	10,943
17	3,866	1,863	2,003		20,643	10,688	9,955		24,509	12,551	11,958
18	3,780	1,771	2,009		21,520	11,173	10,347		25,300	12,944	12,356
19	3,871	1,769	2,102		21,557	11,188	10,369		25,428	12,957	12,471
20	4,169	1,881	2,288		21,020	10,880	10,140		25,189	12,761	12,428
21	4,609	2,061	2,548		20,192	10,417	9,775		24,801	12,478	12,323
22	5,018	2,233	2,785		19,411	9,981	9,430		24,429	12,214	12,215
23	5,386	2,373	3,013		18,777	9,639	9,138		24,163	12,012	12,151
24	5,706	2,499	3,207		18,279	9,371	8,908		23,985	11,870	12,115
25	5,974	2,612	3,362		17,777	9,069	8,708		23,751	11,681	12,070
26	6,295	2,779	3,516		17,125	8,624	8,501		23,420	11,403	12,017
27	6,638	2,960	3,678		16,376	8,143	8,233		23,014	11,103	11,911

28	6,984	3,151	3,833		15,549	7,622	7,927		22,533	10,773	11,760
29	7,290	3,329	3,961		14,650	7,070	7,580		21,940	10,399	11,541
30	7,497	3,459	4,038		13,713	6,483	7,230		21,210	9,942	11,268
31	7,501	3,495	4,006		12,946	5,965	6,981		20,447	9,460	10,987
32	7,450	3,502	3,948		12,276	5,489	6,787		19,726	8,991	10,735
33	7,430	3,527	3,903		11,558	4,993	6,565		18,988	8,520	10,468
34	7,441	3,566	3,875		10,820	4,489	6,331		18,261	8,055	10,206
35	7,435	3,577	3,858		10,069	3,998	6,071		17,504	7,575	9,929
36	7,284	3,515	3,769		9,487	3,597	5,890		16,771	7,112	9,659
37	7,014	3,385	3,629		9,069	3,309	5,760		16,083	6,694	9,389
38	6,700	3,243	3,457		8,708	3,052	5,656		15,408	6,295	9,113
39	6,344	3,077	3,267		8,418	2,849	5,569		14,762	5,926	8,836
40	5,926	2,884	3,042		8,196	2,692	5,504		14,122	5,576	8,546
41	5,523	2,682	2,841		8,017	2,596	5,421		13,540	5,278	8,262
42	5,130	2,470	2,660		7,851	2,536	5,315		12,981	5,006	7,975
43	4,747	2,270	2,477		7,638	2,457	5,181		12,385	4,727	7,658
44	4,366	2,077	2,289		7,361	2,354	5,007		11,727	4,431	7,296
45	3,989	1,888	2,101		7,054	2,253	4,801		11,043	4,141	6,902
46	3,680	1,742	1,938		6,688	2,138	4,550		10,368	3,880	6,488
47	3,453	1,632	1,821		6,295	2,021	4,274		9,748	3,653	6,095
48	3,230	1,521	1,709		5,975	1,930	4,045		9,205	3,451	5,754
49	3,004	1,407	1,597		5,750	1,883	3,867		8,754	3,290	5,464
50	2,788	1,284	1,504		5,575	1,865	3,710		8,363	3,149	5,214
51	2,604	1,189	1,415		5,385	1,830	3,555		7,989	3,019	4,970
52	2,450	1,110	1,340		5,182	1,789	3,393		7,632	2,899	4,733

53	2,296	1,041	1,255		4,970	1,736	3,234	7,266	2,777	4,489
54	2,105	949	1,156		4,768	1,696	3,072	6,873	2,645	4,228
55	1,904	855	1,049		4,562	1,656	2,906	6,466	2,511	3,955
56	1,705	765	940		4,351	1,623	2,728	6,056	2,388	3,668
57	1,518	683	835		4,163	1,588	2,575	5,681	2,271	3,410
58	1,364	611	753		3,981	1,552	2,429	5,345	2,163	3,182
59	1,236	552	684		3,821	1,521	2,300	5,057	2,073	2,984
60	1,131	500	631		3,661	1,490	2,171	4,792	1,990	2,802
61	1,024	447	577		3,488	1,445	2,043	4,512	1,892	2,620
62	927	395	532		3,327	1,409	1,918	4,254	1,804	2,450
63	825	346	479		3,182	1,364	1,818	4,007	1,710	2,297
64	725	292	433		3,040	1,327	1,713	3,765	1,619	2,146
65	622	241	381		2,905	1,300	1,605	3,527	1,541	1,986
66	531	192	339		2,768	1,277	1,491	3,299	1,469	1,830
67	453	155	298		2,644	1,250	1,394	3,097	1,405	1,692
68	385	123	262		2,531	1,225	1,306	2,916	1,348	1,568
69	321	93	228		2,415	1,197	1,218	2,736	1,290	1,446
70	280	74	206		2,271	1,150	1,121	2,551	1,224	1,327
71	243	64	179		2,103	1,079	1,024	2,346	1,143	1,203
72	212	54	158		1,951	1,015	936	2,163	1,069	1,094
73	185	43	142		1,815	956	859	2,000	999	1,001
74	155	36	119		1,688	894	794	1,843	930	913
75	130	24	106		1,563	847	716	1,693	871	822
76	109	20	89		1,435	793	642	1,544	813	731
77	95	16	79		1,320	745	575	1,415	761	654

78	79	13	66		1,216	699	517		1,295	712	583
79	71	11	60		1,108	650	458		1,179	661	518
80+	471	83	388		7,020	4,337	2,683		7,491	4,420	3,071
ALL AGES	305,752	145,089	160,663		917,610	437,404	480,206		1,223,362	582,493	640,869

POPULATION BY 5 YEAR AGE GROUPS	BOTH SEXES	MALE	FEMALE		BOTH SEXES	MALE	FEMALE		BOTH SEXES	MALE	FEMALE
0-4	32,368	16,475	15,893		121,165	61,722	59,443		153,533	78,197	75,336
5_9	28,630	14,582	14,048		118,887	60,896	57,991		147,517	75,478	72,039
10_14	22,929	11,542	11,387		116,039	59,682	56,357		138,968	71,224	67,744
15-19	19,668	9,432	10,236		104,265	53,899	50,366		123,933	63,331	60,602
20-24	24,888	11,047	13,841		97,679	50,288	47,391		122,567	61,335	61,232
25-29	33,181	14,831	18,350		81,477	40,528	40,949		114,658	55,359	59,299
30-34	37,319	17,549	19,770		61,313	27,419	33,894		98,632	44,968	53,664
35-39	34,777	16,797	17,980	-	45,751	16,805	28,946	-	80,528	33,602	46,926
40-44	25,692	12,383	13,309		39,063	12,635	26,428		64,755	25,018	39,737
45-49	17,356	8,190	9,166		31,762	10,225	21,537		49,118	18,415	30,703
50-54	12,243	5,573	6,670		25,880	8,916	16,964		38,123	14,489	23,634
55-59	7,727	3,466	4,261		20,878	7,940	12,938		28,605	11,406	17,199
60-64	4,632	1,980	2,652		16,698	7,035	9,663		21,330	9,015	12,315
65-69	2,312	804	1,508		13,263	6,249	7,014		15,575	7,053	8,522
70-74	1,075	271	804		9,828	5,094	4,734		10,903	5,365	5,538
75-79	484	84	400		6,642	3,734	2,908		7,126	3,818	3,308
80+	471	83	388		7,020	4,337	2,683		7,491	4,420	3,071
All Ages	305,752				917,610						

		145,089	160,663			437,404	480,206		1,223,362	582,493	640,869
--	--	---------	---------	--	--	---------	---------	--	-----------	---------	---------

2024	URBAN			RURAL			SWAZILAND		
AGE	BOTH SEXES	MALE	FEMALE	BOTH SEXES	MALE	FEMALE	BOTH SEXES	MALE	FEMALE
0	6,789	3,449	3,340	25,253	12,794	12,459	32,042	16,243	15,799
1	6,665	3,392	3,273	24,065	12,231	11,834	30,730	15,623	15,107
2	6,560	3,341	3,219	23,714	12,095	11,619	30,274	15,436	14,838
3	6,445	3,283	3,162	23,634	12,075	11,559	30,079	15,358	14,721
4	6,317	3,219	3,098	23,668	12,102	11,566	29,985	15,321	14,664
5	6,191	3,153	3,038	23,750	12,155	11,595	29,941	15,308	14,633
6	6,046	3,081	2,965	23,793	12,178	11,615	29,839	15,259	14,580
7	5,898	3,003	2,895	23,786	12,185	11,601	29,684	15,188	14,496
8	5,728	2,919	2,809	23,746	12,168	11,578	29,474	15,087	14,387
9	5,551	2,826	2,725	23,652	12,128	11,524	29,203	14,954	14,249
10	5,326	2,706	2,620	23,570	12,095	11,475	28,896	14,801	14,095
11	5,044	2,552	2,492	23,512	12,076	11,436	28,556	14,628	13,928
12	4,764	2,399	2,365	23,414	12,044	11,370	28,178	14,443	13,735
13	4,484	2,246	2,238	23,280	11,985	11,295	27,764	14,231	13,533
14	4,208	2,095	2,113	23,100	11,909	11,191	27,308	14,004	13,304
15	4,009	1,978	2,031	22,761	11,761	11,000	26,770	13,739	13,031
16	3,883	1,893	1,990	22,441	11,643	10,798	26,324	13,536	12,788
17	4,374	2,148	2,226	17,736	9,094	8,642	22,110	11,242	10,868
18	3,920	1,870	2,050	20,456	10,630	9,826	24,376	12,500	11,876
19	3,834			21,331			25,165		

		1,778	2,056			11,114	10,217			12,892	12,273	
20	4,043	1,837	2,206			21,193	11,031	10,162		25,236	12,868	12,368
21	4,458	2,010	2,448			20,484	10,625	9,859		24,942	12,635	12,307
22	4,897	2,188	2,709			19,661	10,167	9,494		24,558	12,355	12,203
23	5,306	2,361	2,945			18,881	9,731	9,150		24,187	12,092	12,095
24	5,671	2,500	3,171			18,253	9,391	8,862		23,924	11,891	12,033
25	5,969	2,634	3,335			17,711	9,057	8,654		23,680	11,691	11,989
26	6,212	2,753	3,459			17,169	8,692	8,477		23,381	11,445	11,936
27	6,533	2,920	3,613			16,523	8,252	8,271		23,056	11,172	11,884
28	6,875	3,100	3,775			15,780	7,776	8,004		22,655	10,876	11,779
29	7,221	3,292	3,929			14,961	7,260	7,701		22,182	10,552	11,630
30	7,413	3,411	4,002			14,135	6,729	7,406		21,548	10,140	11,408
31	7,510	3,483	4,027			13,275	6,169	7,106		20,785	9,652	11,133
32	7,512	3,519	3,993			12,525	5,661	6,864		20,037	9,180	10,857
33	7,463	3,525	3,938			11,868	5,199	6,669		19,331	8,724	10,607
34	7,442	3,551	3,891			11,166	4,715	6,451		18,608	8,266	10,342
35	7,399	3,553	3,846			10,473	4,242	6,231		17,872	7,795	10,077
36	7,337	3,525	3,812			9,774	3,788	5,986		17,111	7,313	9,798
37	7,186	3,463	3,723			9,207	3,400	5,807		16,393	6,863	9,530
38	6,918	3,334	3,584			8,804	3,124	5,680		15,722	6,458	9,264
39	6,606	3,193	3,413			8,457	2,879	5,578		15,063	6,072	8,991
40	6,245	3,021	3,224			8,178	2,690	5,488		14,423	5,711	8,712
41	5,824	2,824	3,000			7,966	2,545	5,421		13,790	5,369	8,421
42	5,423	2,624	2,799			7,798	2,456	5,342		13,221	5,080	8,141
43	5,032	2,412	2,620			7,644	2,406	5,238		12,676	4,818	7,858

44	4,654	2,215	2,439		7,439	2,333	5,106		12,093	4,548	7,545
45	4,269	2,021	2,248		7,182	2,253	4,929		11,451	4,274	7,177
46	3,889	1,830	2,059		6,894	2,175	4,719		10,783	4,005	6,778
47	3,585	1,687	1,898		6,539	2,065	4,474		10,124	3,752	6,372
48	3,359	1,578	1,781		6,157	1,954	4,203		9,516	3,532	5,984
49	3,137	1,467	1,670		5,848	1,868	3,980		8,985	3,335	5,650
50	2,912	1,353	1,559		5,612	1,821	3,791		8,524	3,174	5,350
51	2,697	1,229	1,468		5,428	1,804	3,624		8,125	3,033	5,092
52	2,516	1,137	1,379		5,244	1,770	3,474		7,760	2,907	4,853
53	2,365	1,059	1,306		5,048	1,732	3,316		7,413	2,791	4,622
54	2,213	991	1,222		4,842	1,682	3,160		7,055	2,673	4,382
55	2,022	900	1,122		4,637	1,648	2,989		6,659	2,548	4,111
56	1,826	808	1,018		4,423	1,612	2,811		6,249	2,420	3,829
57	1,631	721	910		4,222	1,581	2,641		5,853	2,302	3,551
58	1,449	641	808		4,042	1,548	2,494		5,491	2,189	3,302
59	1,298	571	727		3,866	1,513	2,353		5,164	2,084	3,080
60	1,161	507	654		3,701	1,484	2,217		4,862	1,991	2,871
61	1,051	453	598		3,534	1,451	2,083		4,585	1,904	2,681
62	947	401	546		3,369	1,409	1,960		4,316	1,810	2,506
63	853	352	501		3,216	1,374	1,842		4,069	1,726	2,343
64	755	304	451		3,078	1,332	1,746		3,833	1,636	2,197
65	660	255	405		2,930	1,299	1,631		3,590	1,554	2,036
66	565	209	356		2,786	1,273	1,513		3,351	1,482	1,869
67	476	162	314		2,659	1,252	1,407		3,135	1,414	1,721
68	403	127	276		2,541	1,226	1,315		2,944	1,353	1,591

69	338	97	241		2,434	1,200	1,234		2,772	1,297	1,475
70	284	75	209		2,289	1,154	1,135		2,573	1,229	1,344
71	251	61	190		2,121	1,092	1,029		2,372	1,153	1,219
72	216	52	164		1,965	1,024	941		2,181	1,076	1,105
73	188	44	144		1,823	963	860		2,011	1,007	1,004
74	162	33	129		1,698	908	790		1,860	941	919
75	134	27	107		1,565	848	717		1,699	875	824
76	113	18	95		1,436	801	635		1,549	819	730
77	94	15	79		1,320	750	570		1,414	765	649
78	81	11	70		1,214	704	510		1,295	715	580
79	66	8	58		1,121	661	460		1,187	669	518
80+	461	71	390		7,166	4,512	2,654		7,627	4,583	3,044
ALL AGES	311,612	147,854	163,758		923,937	440,523	483,414		1,235,549	588,377	647,172

POPULATION BY 5 YEAR AGE GROUPS	BOTH SEXES	MALE	FEMALE		BOTH SEXES	MALE	FEMALE		BOTH SEXES	MALE	FEMALE
0-4	32,776	16,684	16,092		120,334	61,297	59,037		153,110	77,981	75,129
5_9	29,414	14,982	14,432		118,727	60,814	57,913		148,141	75,796	72,345
10_14	23,826	11,998	11,828		116,876	60,109	56,767		140,702	72,107	68,595
15-19	20,020	9,667	10,353		104,725	54,242	50,483		124,745	63,909	60,836
20-24	24,375	10,896	13,479		98,472	50,945	47,527		122,847	61,841	61,006
25-29	32,810	14,699	18,111		82,144	41,037	41,107		114,954	55,736	59,218
30-34	37,340	17,489	19,851		62,969	28,473	34,496		100,309	45,962	54,347
35-39	35,446	17,068	18,378	-	46,715	17,433	29,282	-	82,161	34,501	47,660
40-44	27,178		14,082		39,025		26,595		66,203		40,677

		13,096			12,430			25,526		
45-49	18,239	8,583	9,656		32,620	10,315	22,305	50,859	18,898	31,961
50-54	12,703	5,769	6,934		26,174	8,809	17,365	38,877	14,578	24,299
55-59	8,226	3,641	4,585		21,190	7,902	13,288	29,416	11,543	17,873
60-64	4,767	2,017	2,750		16,898	7,050	9,848	21,665	9,067	12,598
65-69	2,442	850	1,592		13,350	6,250	7,100	15,792	7,100	8,692
70-74	1,101	265	836		9,896	5,141	4,755	10,997	5,406	5,591
75-79	488	79	409		6,656	3,764	2,892	7,144	3,843	3,301
80+	461	71	390		7,166	4,512	2,654	7,627	4,583	3,044
All Ages	311,612	147,854	163,758		923,937	440,523	483,414	1,235,549	588,377	647,172

2025	URBAN			RURAL			SWAZILAND		
AGE	BOTH SEXES	MALE	FEMALE	BOTH SEXES	MALE	FEMALE	BOTH SEXES	MALE	FEMALE
0	6,783	3,446	3,337	25,078	12,705	12,373	31,861	16,151	15,710
1	6,690	3,405	3,285	23,926	12,161	11,765	30,616	15,566	15,050
2	6,621	3,372	3,249	23,550	12,011	11,539	30,171	15,383	14,788
3	6,536	3,330	3,206	23,467	11,989	11,478	30,003	15,319	14,684
4	6,431	3,276	3,155	23,504	12,020	11,484	29,935	15,296	14,639
5	6,309	3,215	3,094	23,581	12,065	11,516	29,890	15,280	14,610
6	6,183	3,149	3,034	23,672	12,120	11,552	29,855	15,269	14,586
7	6,039	3,077	2,962	23,715	12,144	11,571	29,754	15,221	14,533
8	5,890	2,999	2,891	23,710	12,152	11,558	29,600	15,151	14,449
9	5,722	2,916	2,806	23,667	12,133	11,534	29,389	15,049	14,340
10	5,497			23,628	12,125	11,503		14,918	14,207

		2,793	2,704					29,125		
11	5,226	2,644	2,582		23,596	12,122	11,474	28,822	14,766	14,056
12	4,943	2,490	2,453		23,541	12,104	11,437	28,484	14,594	13,890
13	4,664	2,337	2,327		23,442	12,072	11,370	28,106	14,409	13,697
14	4,385	2,185	2,200		23,307	12,012	11,295	27,692	14,197	13,495
15	4,184	2,067	2,117		23,019	11,894	11,125	27,203	13,961	13,242
16	4,064	1,985	2,079		22,566	11,700	10,866	26,630	13,685	12,945
17	3,936	1,899	2,037		22,250	11,584	10,666	26,186	13,483	12,703
18	4,428	2,155	2,273		17,561	9,040	8,521	21,989	11,195	10,794
19	3,973	1,876	2,097		20,274	10,575	9,699	24,247	12,451	11,796
20	4,008	1,847	2,161		20,967	10,956	10,011	24,975	12,803	12,172
21	4,336	1,967	2,369		20,658	10,777	9,881	24,994	12,744	12,250
22	4,749	2,139	2,610		19,950	10,372	9,578	24,699	12,511	12,188
23	5,186	2,316	2,870		19,133	9,918	9,215	24,319	12,234	12,085
24	5,595	2,490	3,105		18,355	9,482	8,873	23,950	11,972	11,978
25	5,936	2,636	3,300		17,687	9,078	8,609	23,623	11,714	11,909
26	6,211	2,777	3,434		17,102	8,679	8,423	23,313	11,456	11,857
27	6,452	2,895	3,557		16,568	8,320	8,248	23,020	11,215	11,805
28	6,773	3,062	3,711		15,926	7,884	8,042	22,699	10,946	11,753
29	7,113	3,241	3,872		15,192	7,414	7,778	22,305	10,655	11,650
30	7,347	3,376	3,971		14,443	6,917	7,526	21,790	10,293	11,497
31	7,425	3,435	3,990		13,694	6,410	7,284	21,119	9,845	11,274
32	7,524	3,508	4,016		12,848	5,862	6,986	20,372	9,370	11,002
33	7,523	3,542	3,981		12,116	5,368	6,748	19,639	8,910	10,729
34	7,477	3,550	3,927		11,471	4,916	6,555	18,948	8,466	10,482

35	7,400	3,538	3,862		10,815	4,465	6,350		18,215	8,003	10,212
36	7,300	3,500	3,800		10,172	4,027	6,145		17,472	7,527	9,945
37	7,241	3,474	3,767		9,487	3,586	5,901		16,728	7,060	9,668
38	7,088	3,411	3,677		8,941	3,213	5,728		16,029	6,624	9,405
39	6,822	3,283	3,539		8,550	2,948	5,602		15,372	6,231	9,141
40	6,506	3,137	3,369		8,214	2,717	5,497		14,720	5,854	8,866
41	6,140	2,960	3,180		7,946	2,540	5,406		14,086	5,500	8,586
42	5,722	2,764	2,958		7,746	2,406	5,340		13,468	5,170	8,298
43	5,323	2,565	2,758		7,590	2,326	5,264		12,913	4,891	8,022
44	4,936	2,356	2,580		7,444	2,281	5,163		12,380	4,637	7,743
45	4,555	2,157	2,398		7,257	2,232	5,025		11,812	4,389	7,423
46	4,166	1,962	2,204		7,018	2,172	4,846		11,184	4,134	7,050
47	3,792	1,774	2,018		6,739	2,100	4,639		10,531	3,874	6,657
48	3,490	1,632	1,858		6,397	1,997	4,400		9,887	3,629	6,258
49	3,265	1,524	1,741		6,025	1,890	4,135		9,290	3,414	5,876
50	3,042	1,411	1,631		5,709	1,808	3,901		8,751	3,219	5,532
51	2,819	1,297	1,522		5,464	1,760	3,704		8,283	3,057	5,226
52	2,608	1,176	1,432		5,285	1,745	3,540		7,893	2,921	4,972
53	2,428	1,085	1,343		5,111	1,714	3,397		7,539	2,799	4,740
54	2,281	1,009	1,272		4,920	1,679	3,241		7,201	2,688	4,513
55	2,129	941	1,188		4,708	1,634	3,074		6,837	2,575	4,262
56	1,941	852	1,089		4,495	1,604	2,891		6,436	2,456	3,980
57	1,750	763	987		4,290	1,570	2,720		6,040	2,333	3,707
58	1,560	678	882		4,098	1,541	2,557		5,658	2,219	3,439
59	1,379	599	780		3,928	1,511	2,417		5,307	2,110	3,197

60	1,223	526	697		3,742	1,475	2,267		4,965	2,001	2,964
61	1,079	459	620		3,573	1,446	2,127		4,652	1,905	2,747
62	973	407	566		3,415	1,416	1,999		4,388	1,823	2,565
63	873	357	516		3,257	1,375	1,882		4,130	1,732	2,398
64	782	311	471		3,111	1,341	1,770		3,893	1,652	2,241
65	688	266	422		2,966	1,303	1,663		3,654	1,569	2,085
66	601	222	379		2,810	1,274	1,536		3,411	1,496	1,915
67	509	178	331		2,676	1,248	1,428		3,185	1,426	1,759
68	425	134	291		2,555	1,228	1,327		2,980	1,362	1,618
69	355	100	255		2,444	1,202	1,242		2,799	1,302	1,497
70	299	78	221		2,308	1,157	1,151		2,607	1,235	1,372
71	256	63	193		2,137	1,095	1,042		2,393	1,158	1,235
72	224	50	174		1,981	1,036	945		2,205	1,086	1,119
73	191	41	150		1,838	973	865		2,029	1,014	1,015
74	165	34	131		1,706	915	791		1,871	949	922
75	141	25	116		1,574	860	714		1,715	885	830
76	116	20	96		1,439	803	636		1,555	823	732
77	97	13	84		1,321	757	564		1,418	770	648
78	80	10	70		1,215	710	505		1,295	720	575
79	68	6	62		1,119	666	453		1,187	672	515
80+	448	58	390		7,316	4,683	2,633		7,764	4,741	3,023
ALL AGES	317,435	150,603	166,832		930,016	443,510	486,506		1,247,451	594,113	653,338

POPULATION BY 5 YEAR AGE	BOTH SEXES	MALE	FEMALE		BOTH SEXES	MALE	FEMALE		BOTH SEXES	MALE	FEMALE
--------------------------------	---------------	------	--------	--	---------------	------	--------	--	---------------	------	--------

GROUPS											
0-4	33,061	16,829	16,232		119,525	60,886	58,639		152,586	77,715	74,871
5_9	30,143	15,356	14,787		118,345	60,614	57,731		148,488	75,970	72,518
10_14	24,715	12,449	12,266		117,514	60,435	57,079		142,229	72,884	69,345
15-19	20,585	9,982	10,603		105,670	54,793	50,877		126,255	64,775	61,480
20-24	23,874	10,759	13,115		99,063	51,505	47,558		122,937	62,264	60,673
25-29	32,485	14,611	17,874		82,475	41,375	41,100		114,960	55,986	58,974
30-34	37,296	17,411	19,885		64,572	29,473	35,099		101,868	46,884	54,984
35-39	35,851	17,206	18,645	-	47,965	18,239	29,726	-	83,816	35,445	48,371
40-44	28,627	13,782	14,845		38,940	12,270	26,670		67,567	26,052	41,515
45-49	19,268	9,049	10,219		33,436	10,391	23,045		52,704	19,440	33,264
50-54	13,178	5,978	7,200		26,489	8,706	17,783		39,667	14,684	24,983
55-59	8,759	3,833	4,926		21,519	7,860	13,659		30,278	11,693	18,585
60-64	4,930	2,060	2,870		17,098	7,053	10,045		22,028	9,113	12,915
65-69	2,578	900	1,678		13,451	6,255	7,196		16,029	7,155	8,874
70-74	1,135	266	869		9,970	5,176	4,794		11,105	5,442	5,663
75-79	502	74	428		6,668	3,796	2,872		7,170	3,870	3,300
80+	448	58	390		7,316	4,683	2,633		7,764	4,741	3,023
All Ages	317,435	150,603	166,832		930,016	443,510	486,506		1,247,451	594,113	653,338

2026	URBAN			RURAL			SWAZILAND		
AGE	BOTH SEXES	MALE	FEMALE	BOTH SEXES	MALE	FEMALE	BOTH SEXES	MALE	FEMALE
0	6,749	3,429	3,320	24,948	12,639	12,309	31,697	16,068	15,629
1	6,686			23,769			30,455		

		3,403	3,283			12,081	11,688			15,484	14,971
2	6,648	3,386	3,262		23,415	11,942	11,473		30,063	15,328	14,735
3	6,598	3,361	3,237		23,305	11,906	11,399		29,903	15,267	14,636
4	6,521	3,323	3,198		23,338	11,934	11,404		29,859	15,257	14,602
5	6,422	3,271	3,151		23,418	11,984	11,434		29,840	15,255	14,585
6	6,301	3,211	3,090		23,505	12,031	11,474		29,806	15,242	14,564
7	6,177	3,146	3,031		23,593	12,085	11,508		29,770	15,231	14,539
8	6,032	3,073	2,959		23,638	12,111	11,527		29,670	15,184	14,486
9	5,882	2,995	2,887		23,634	12,118	11,516		29,516	15,113	14,403
10	5,668	2,883	2,785		23,642	12,130	11,512		29,310	15,013	14,297
11	5,395	2,730	2,665		23,656	12,153	11,503		29,051	14,883	14,168
12	5,126	2,582	2,544		23,624	12,150	11,474		28,750	14,732	14,018
13	4,842	2,427	2,415		23,570	12,133	11,437		28,412	14,560	13,852
14	4,563	2,276	2,287		23,472	12,099	11,373		28,035	14,375	13,660
15	4,361	2,157	2,204		23,225	11,996	11,229		27,586	14,153	13,433
16	4,239	2,073	2,166		22,824	11,835	10,989		27,063	13,908	13,155
17	4,118	1,992	2,126		22,375	11,640	10,735		26,493	13,632	12,861
18	3,991	1,906	2,085		22,059	11,525	10,534		26,050	13,431	12,619
19	4,482	2,161	2,321		17,388	8,988	8,400		21,870	11,149	10,721
20	4,147	1,945	2,202		19,919	10,421	9,498		24,066	12,366	11,700
21	4,303	1,978	2,325		20,433	10,702	9,731		24,736	12,680	12,056
22	4,630	2,097	2,533		20,124	10,524	9,600		24,754	12,621	12,133
23	5,042	2,270	2,772		19,419	10,120	9,299		24,461	12,390	12,071
24	5,479	2,446	3,033		18,605	9,669	8,936		24,084	12,115	11,969
25	5,861	2,626	3,235		17,789	9,168	8,621		23,650	11,794	11,856

26	6,181	2,781	3,400		17,080	8,701	8,379		23,261	11,482	11,779
27	6,453	2,920	3,533		16,502	8,307	8,195		22,955	11,227	11,728
28	6,695	3,039	3,656		15,973	7,952	8,021		22,668	10,991	11,677
29	7,014	3,205	3,809		15,337	7,521	7,816		22,351	10,726	11,625
30	7,239	3,324	3,915		14,674	7,071	7,603		21,913	10,395	11,518
31	7,362	3,402	3,960		13,998	6,594	7,404		21,360	9,996	11,364
32	7,439	3,460	3,979		13,264	6,101	7,163		20,703	9,561	11,142
33	7,538	3,533	4,005		12,433	5,564	6,869		19,971	9,097	10,874
34	7,536	3,566	3,970		11,716	5,083	6,633		19,252	8,649	10,603
35	7,434	3,537	3,897		11,117	4,662	6,455		18,551	8,199	10,352
36	7,302	3,486	3,816		10,508	4,244	6,264		17,810	7,730	10,080
37	7,202	3,448	3,754		9,882	3,821	6,061		17,084	7,269	9,815
38	7,144	3,422	3,722		9,213	3,394	5,819		16,357	6,816	9,541
39	6,991	3,359	3,632		8,685	3,035	5,650		15,676	6,394	9,282
40	6,721	3,227	3,494		8,303	2,782	5,521		15,024	6,009	9,015
41	6,399	3,075	3,324		7,979	2,565	5,414		14,378	5,640	8,738
42	6,036	2,899	3,137		7,725	2,399	5,326		13,761	5,298	8,463
43	5,621	2,705	2,916		7,536	2,274	5,262		13,157	4,979	8,178
44	5,225	2,507	2,718		7,389	2,202	5,187		12,614	4,709	7,905
45	4,832	2,296	2,536		7,262	2,179	5,083		12,094	4,475	7,619
46	4,450	2,097	2,353		7,088	2,150	4,938		11,538	4,247	7,291
47	4,066	1,904	2,162		6,859	2,096	4,763		10,925	4,000	6,925
48	3,695	1,718	1,977		6,591	2,029	4,562		10,286	3,747	6,539
49	3,394	1,577	1,817		6,263	1,933	4,330		9,657	3,510	6,147
50	3,170	1,468	1,702		5,881	1,828	4,053		9,051	3,296	5,755

51	2,946	1,354	1,592		5,558	1,747	3,811		8,504	3,101	5,403
52	2,727	1,242	1,485		5,322	1,703	3,619		8,049	2,945	5,104
53	2,520	1,123	1,397		5,150	1,691	3,459		7,670	2,814	4,856
54	2,342	1,034	1,308		4,982	1,660	3,322		7,324	2,694	4,630
55	2,195	958	1,237		4,785	1,633	3,152		6,980	2,591	4,389
56	2,047	893	1,154		4,564	1,590	2,974		6,611	2,483	4,128
57	1,863	806	1,057		4,359	1,562	2,797		6,222	2,368	3,854
58	1,675	718	957		4,165	1,532	2,633		5,840	2,250	3,590
59	1,489	635	854		3,979	1,503	2,476		5,468	2,138	3,330
60	1,301	554	747		3,804	1,473	2,331		5,105	2,027	3,078
61	1,140	477	663		3,611	1,438	2,173		4,751	1,915	2,836
62	1,000	413	587		3,452	1,410	2,042		4,452	1,823	2,629
63	897	362	535		3,302	1,383	1,919		4,199	1,745	2,454
64	800	315	485		3,151	1,342	1,809		3,951	1,657	2,294
65	716	273	443		2,998	1,313	1,685		3,714	1,586	2,128
66	626	232	394		2,846	1,278	1,568		3,472	1,510	1,962
67	544	190	354		2,699	1,251	1,448		3,243	1,441	1,802
68	456	149	307		2,571	1,223	1,348		3,027	1,372	1,655
69	376	107	269		2,457	1,204	1,253		2,833	1,311	1,522
70	316	81	235		2,317	1,159	1,158		2,633	1,240	1,393
71	268	65	203		2,157	1,100	1,057		2,425	1,165	1,260
72	229	52	177		1,995	1,038	957		2,224	1,090	1,134
73	199	39	160		1,852	984	868		2,051	1,023	1,028
74	168	31	137		1,720	925	795		1,888	956	932
75	144	26	118		1,583	867	716		1,727	893	834

76	122	18	104		1,447	814	633		1,569	832	737
77	100	15	85		1,325	760	565		1,425	775	650
78	82	8	74		1,217	716	501		1,299	724	575
79	68	6	62		1,118	670	448		1,186	676	510
80+	439	45	394		7,455	4,845	2,610		7,894	4,890	3,004
ALL AGES	323,197	153,323	169,874		935,886	446,385	489,501		1,259,083	599,708	659,375

POPULATION BY 5 YEAR AGE GROUPS	BOTH SEXES	MALE	FEMALE		BOTH SEXES	MALE	FEMALE		BOTH SEXES	MALE	FEMALE
0-4	33,202	16,902	16,300		118,775	60,502	58,273		151,977	77,404	74,573
5_9	30,814	15,696	15,118		117,788	60,329	57,459		148,602	76,025	72,577
10_14	25,594	12,898	12,696		117,964	60,665	57,299		143,558	73,563	69,995
15-19	21,191	10,289	10,902		107,871	55,984	51,887		129,062	66,273	62,789
20-24	23,601	10,736	12,865		98,500	51,436	47,064		122,101	62,172	59,929
25-29	32,204	14,571	17,633		82,681	41,649	41,032		114,885	56,220	58,665
30-34	37,114	17,285	19,829		66,085	30,413	35,672		103,199	47,698	55,501
35-39	36,073	17,252	18,821	-	49,405	19,156	30,249	-	85,478	36,408	49,070
40-44	30,002	14,413	15,589		38,932	12,222	26,710		68,934	26,635	42,299
45-49	20,437	9,592	10,845		34,063	10,387	23,676		54,500	19,979	34,521
50-54	13,705	6,221	7,484		26,893	8,629	18,264		40,598	14,850	25,748
55-59	9,269	4,010	5,259		21,852	7,820	14,032		31,121	11,830	19,291
60-64	5,138	2,121	3,017		17,320	7,046	10,274		22,458	9,167	13,291
65-69	2,718	951	1,767		13,571	6,269	7,302		16,289	7,220	9,069
70-74	1,180	268	912		10,041	5,206	4,835		11,221	5,474	5,747
75-79	516				6,690				7,206		

		73	443			3,827	2,863			3,900	3,306
80+	439	45	394		7,455	4,845	2,610		7,894	4,890	3,004
All Ages	323,197	153,323	169,874		935,886	446,385	489,501		1,259,083	599,708	659,375

2027	URBAN			RURAL			SWAZILAND		
AGE	BOTH SEXES	MALE	FEMALE	BOTH SEXES	MALE	FEMALE	BOTH SEXES	MALE	FEMALE
0	6,704	3,406	3,298	24,807	12,568	12,239	31,511	15,974	15,537
1	6,654	3,387	3,267	23,656	12,022	11,634	30,310	15,409	14,901
2	6,643	3,383	3,260	23,266	11,867	11,399	29,909	15,250	14,659
3	6,626	3,376	3,250	23,172	11,837	11,335	29,798	15,213	14,585
4	6,583	3,354	3,229	23,178	11,852	11,326	29,761	15,206	14,555
5	6,512	3,318	3,194	23,254	11,898	11,356	29,766	15,216	14,550
6	6,414	3,267	3,147	23,341	11,950	11,391	29,755	15,217	14,538
7	6,295	3,208	3,087	23,428	11,997	11,431	29,723	15,205	14,518
8	6,170	3,142	3,028	23,515	12,051	11,464	29,685	15,193	14,492
9	6,024	3,069	2,955	23,563	12,078	11,485	29,587	15,147	14,440
10	5,828	2,962	2,866	23,610	12,115	11,495	29,438	15,077	14,361
11	5,564	2,819	2,745	23,672	12,159	11,513	29,236	14,978	14,258
12	5,295	2,668	2,627	23,683	12,180	11,503	28,978	14,848	14,130
13	5,024	2,519	2,505	23,655	12,180	11,475	28,679	14,699	13,980
14	4,740	2,364	2,376	23,601	12,162	11,439	28,341	14,526	13,815
15	4,539	2,248	2,291	23,390	12,083	11,307	27,929	14,331	13,598
16	4,416	2,164	2,252	23,029	11,935	11,094	27,445	14,099	13,346
17	4,294			22,632	11,777	10,855	26,926	13,856	13,070

		2,079	2,215								
18	4,173	1,999	2,174		22,184	11,580	10,604		26,357	13,579	12,778
19	4,046	1,913	2,133		21,871	11,467	10,404		25,917	13,380	12,537
20	4,657	2,230	2,427		17,047	8,841	8,206		21,704	11,071	10,633
21	4,444	2,077	2,367		19,391	10,170	9,221		23,835	12,247	11,588
22	4,601	2,110	2,491		19,900	10,449	9,451		24,501	12,559	11,942
23	4,925	2,228	2,697		19,594	10,273	9,321		24,519	12,501	12,018
24	5,337	2,401	2,936		18,890	9,869	9,021		24,227	12,270	11,957
25	5,749	2,584	3,165		18,037	9,354	8,683		23,786	11,938	11,848
26	6,107	2,772	3,335		17,183	8,790	8,393		23,290	11,562	11,728
27	6,427	2,926	3,501		16,480	8,329	8,151		22,907	11,255	11,652
28	6,698	3,065	3,633		15,908	7,939	7,969		22,606	11,004	11,602
29	6,939	3,184	3,755		15,383	7,587	7,796		22,322	10,771	11,551
30	7,142	3,289	3,853		14,820	7,178	7,642		21,962	10,467	11,495
31	7,254	3,350	3,904		14,229	6,748	7,481		21,483	10,098	11,385
32	7,378	3,428	3,950		13,564	6,281	7,283		20,942	9,709	11,233
33	7,453	3,485	3,968		12,846	5,800	7,046		20,299	9,285	11,014
34	7,553	3,559	3,994		12,028	5,275	6,753		19,581	8,834	10,747
35	7,494	3,553	3,941		11,357	4,825	6,532		18,851	8,378	10,473
36	7,335	3,484	3,851		10,806	4,438	6,368		18,141	7,922	10,219
37	7,204	3,434	3,770		10,213	4,034	6,179		17,417	7,468	9,949
38	7,106	3,397	3,709		9,602	3,623	5,979		16,708	7,020	9,688
39	7,046	3,370	3,676		8,953	3,212	5,741		15,999	6,582	9,417
40	6,889	3,302	3,587		8,435	2,866	5,569		15,324	6,168	9,156
41	6,613	3,165	3,448		8,064	2,626	5,438		14,677	5,791	8,886

42	6,292	3,012	3,280		7,755	2,422	5,333		14,047	5,434	8,613
43	5,932	2,838	3,094		7,514	2,266	5,248		13,446	5,104	8,342
44	5,521	2,647	2,874		7,335	2,148	5,187		12,856	4,795	8,061
45	5,121	2,446	2,675		7,203	2,100	5,103		12,324	4,546	7,778
46	4,723	2,234	2,489		7,095	2,098	4,997		11,818	4,332	7,486
47	4,346	2,037	2,309		6,926	2,073	4,853		11,272	4,110	7,162
48	3,967	1,846	2,121		6,706	2,024	4,682		10,673	3,870	6,803
49	3,597	1,662	1,935		6,452	1,963	4,489		10,049	3,625	6,424
50	3,297	1,520	1,777		6,113	1,869	4,244		9,410	3,389	6,021
51	3,072	1,410	1,662		5,726	1,766	3,960		8,798	3,176	5,622
52	2,853	1,298	1,555		5,414	1,691	3,723		8,267	2,989	5,278
53	2,637	1,189	1,448		5,185	1,647	3,538		7,822	2,836	4,986
54	2,432	1,070	1,362		5,021	1,640	3,381		7,453	2,710	4,743
55	2,255	983	1,272		4,846	1,614	3,232		7,101	2,597	4,504
56	2,112	909	1,203		4,638	1,590	3,048		6,750	2,499	4,251
57	1,965	845	1,120		4,427	1,549	2,878		6,392	2,394	3,998
58	1,787	761	1,026		4,230	1,523	2,707		6,017	2,284	3,733
59	1,602	675	927		4,044	1,494	2,550		5,646	2,169	3,477
60	1,409	588	821		3,851	1,466	2,385		5,260	2,054	3,206
61	1,214	504	710		3,672	1,436	2,236		4,886	1,940	2,946
62	1,059	429	630		3,489	1,404	2,085		4,548	1,833	2,715
63	923	368	555		3,338	1,377	1,961		4,261	1,745	2,516
64	825	320	505		3,194	1,350	1,844		4,019	1,670	2,349
65	732	277	455		3,035	1,314	1,721		3,767	1,591	2,176
66	653	238	415		2,878	1,289	1,589		3,531	1,527	2,004

67	566	199	367		2,734	1,254	1,480		3,300	1,453	1,847
68	491	161	330		2,592	1,227	1,365		3,083	1,388	1,695
69	404	120	284		2,475	1,201	1,274		2,879	1,321	1,558
70	336	88	248		2,329	1,161	1,168		2,665	1,249	1,416
71	284	67	217		2,164	1,101	1,063		2,448	1,168	1,280
72	240	53	187		2,015	1,045	970		2,255	1,098	1,157
73	204	42	162		1,866	985	881		2,070	1,027	1,043
74	175	29	146		1,734	936	798		1,909	965	944
75	147	23	124		1,596	877	719		1,743	900	843
76	126	20	106		1,453	819	634		1,579	839	740
77	105	13	92		1,333	770	563		1,438	783	655
78	84	9	75		1,222	720	502		1,306	729	577
79	70	4	66		1,122	677	445		1,192	681	511
80+	432	34	398		7,582	4,996	2,586		8,014	5,030	2,984
ALL AGES	328,885	156,006	172,879		941,541	449,147	492,394		1,270,426	605,153	665,273

POPULATION BY 5 YEAR AGE GROUPS	BOTH SEXES	MALE	FEMALE		BOTH SEXES	MALE	FEMALE		BOTH SEXES	MALE	FEMALE
0-4	33,210	16,906	16,304		118,079	60,146	57,933		151,289	77,052	74,237
5_9	31,415	16,004	15,411		117,101	59,974	57,127		148,516	75,978	72,538
10_14	26,451	13,332	13,119		118,221	60,796	57,425		144,672	74,128	70,544
15-19	21,468	10,403	11,065		113,106	58,842	54,264		134,574	69,245	65,329
20-24	23,964	11,046	12,918		94,822	49,602	45,220		118,786	60,648	58,138
25-29	31,920	14,531	17,389		82,991	41,999	40,992		114,911	56,530	58,381
30-34	36,780	17,111	19,669		67,487	31,282	36,205		104,267	48,393	55,874
35-39	36,185	17,238	18,947	-	50,931	20,132	30,799	-	87,116	37,370	49,746
40-44	31,247	14,964	16,283		39,103	12,328	26,775		70,350	27,292	43,058
45-49	21,754	10,225	11,529		34,382	10,258	24,124		56,136	20,483	35,653

50-54	14,291	6,487	7,804		27,459	8,613	18,846		41,750	15,100	26,650
55-59	9,721	4,173	5,548		22,185	7,770	14,415		31,906	11,943	19,963
60-64	5,430	2,209	3,221		17,544	7,033	10,511		22,974	9,242	13,732
65-69	2,846	995	1,851		13,714	6,285	7,429		16,560	7,280	9,280
70-74	1,239	279	960		10,108	5,228	4,880		11,347	5,507	5,840
75-79	532	69	463		6,726	3,863	2,863		7,258	3,932	3,326
80+	432	34	398		7,582	4,996	2,586		8,014	5,030	2,984
All Ages	328,885	156,006	172,879		941,541	449,147	492,394		1,270,426	605,153	665,273

2028	URBAN				RURAL				SWAZILAND		
AGE	BOTH SEXES	MALE	FEMALE		BOTH SEXES	MALE	FEMALE		BOTH SEXES	MALE	FEMALE
0	6,637	3,372	3,265		24,716	12,522	12,194		31,353	15,894	15,459
1	6,611	3,364	3,247		23,532	11,960	11,572		30,143	15,324	14,819
2	6,613	3,369	3,244		23,159	11,809	11,350		29,772	15,178	14,594
3	6,620	3,372	3,248		23,026	11,764	11,262		29,646	15,136	14,510
4	6,613	3,370	3,243		23,044	11,782	11,262		29,657	15,152	14,505
5	6,574	3,349	3,225		23,095	11,817	11,278		29,669	15,166	14,503
6	6,504	3,314	3,190		23,179	11,865	11,314		29,683	15,179	14,504
7	6,408	3,264	3,144		23,264	11,916	11,348		29,672	15,180	14,492
8	6,287	3,204	3,083		23,354	11,964	11,390		29,641	15,168	14,473
9	6,163	3,138	3,025		23,439	12,018	11,421		29,602	15,156	14,446
10	5,968	3,035	2,933		23,539	12,075	11,464		29,507	15,110	14,397
11	5,725	2,898	2,827		23,640	12,144	11,496		29,365	15,042	14,323
12	5,462				23,703						

		2,756	2,706			12,189	11,514		29,165	14,945	14,220
13	5,192	2,604	2,588		23,713	12,209	11,504		28,905	14,813	14,092
14	4,921	2,456	2,465		23,687	12,209	11,478		28,608	14,665	13,943
15	4,717	2,336	2,381		23,519	12,147	11,372		28,236	14,483	13,753
16	4,593	2,254	2,339		23,196	12,023	11,173		27,789	14,277	13,512
17	4,472	2,171	2,301		22,835	11,876	10,959		27,307	14,047	13,260
18	4,349	2,086	2,263		22,442	11,718	10,724		26,791	13,804	12,987
19	4,227	2,005	2,222		21,996	11,522	10,474		26,223	13,527	12,696
20	4,225	1,984	2,241		21,507	11,309	10,198		25,732	13,293	12,439
21	4,955	2,362	2,593		16,536	8,599	7,937		21,491	10,961	10,530
22	4,744	2,210	2,534		18,865	9,920	8,945		23,609	12,130	11,479
23	4,900	2,243	2,657		19,370	10,197	9,173		24,270	12,440	11,830
24	5,222	2,360	2,862		19,066	10,023	9,043		24,288	12,383	11,905
25	5,610	2,541	3,069		18,320	9,552	8,768		23,930	12,093	11,837
26	5,998	2,731	3,267		17,429	8,974	8,455		23,427	11,705	11,722
27	6,355	2,918	3,437		16,583	8,417	8,166		22,938	11,335	11,603
28	6,675	3,073	3,602		15,886	7,960	7,926		22,561	11,033	11,528
29	6,944	3,211	3,733		15,320	7,576	7,744		22,264	10,787	11,477
30	7,070	3,270	3,800		14,866	7,242	7,624		21,936	10,512	11,424
31	7,159	3,316	3,843		14,375	6,854	7,521		21,534	10,170	11,364
32	7,269	3,375	3,894		13,795	6,435	7,360		21,064	9,810	11,254
33	7,394	3,454	3,940		13,143	5,978	7,165		20,537	9,432	11,105
34	7,469	3,512	3,957		12,436	5,506	6,930		19,905	9,018	10,887
35	7,511	3,546	3,965		11,666	5,014	6,652		19,177	8,560	10,617
36	7,395	3,500	3,895		11,042	4,598	6,444		18,437	8,098	10,339

37	7,237	3,432	3,805		10,507	4,223	6,284		17,744	7,655	10,089
38	7,107	3,383	3,724		9,929	3,832	6,097		17,036	7,215	9,821
39	7,009	3,345	3,664		9,336	3,436	5,900		16,345	6,781	9,564
40	6,942	3,312	3,630		8,699	3,040	5,659		15,641	6,352	9,289
41	6,781	3,239	3,542		8,191	2,707	5,484		14,972	5,946	9,026
42	6,505	3,102	3,403		7,837	2,480	5,357		14,342	5,582	8,760
43	6,187	2,951	3,236		7,540	2,285	5,255		13,727	5,236	8,491
44	5,829	2,778	3,051		7,311	2,139	5,172		13,140	4,917	8,223
45	5,413	2,584	2,829		7,151	2,047	5,104		12,564	4,631	7,933
46	5,011	2,383	2,628		7,032	2,017	5,015		12,043	4,400	7,643
47	4,617	2,173	2,444		6,932	2,021	4,911		11,549	4,194	7,355
48	4,243	1,977	2,266		6,772	2,001	4,771		11,015	3,978	7,037
49	3,867	1,789	2,078		6,560	1,955	4,605		10,427	3,744	6,683
50	3,496	1,603	1,893		6,300	1,899	4,401		9,796	3,502	6,294
51	3,198	1,461	1,737		5,951	1,805	4,146		9,149	3,266	5,883
52	2,977	1,353	1,624		5,577	1,708	3,869		8,554	3,061	5,493
53	2,761	1,244	1,517		5,275	1,636	3,639		8,036	2,880	5,156
54	2,547	1,135	1,412		5,056	1,597	3,459		7,603	2,732	4,871
55	2,345	1,019	1,326		4,883	1,594	3,289		7,228	2,613	4,615
56	2,170	933	1,237		4,698	1,572	3,126		6,868	2,505	4,363
57	2,029	860	1,169		4,499	1,550	2,949		6,528	2,410	4,118
58	1,886	799	1,087		4,296	1,510	2,786		6,182	2,309	3,873
59	1,712	717	995		4,106	1,485	2,621		5,818	2,202	3,616
60	1,518	626	892		3,914	1,458	2,456		5,432	2,084	3,348
61	1,319	536	783		3,717	1,431	2,286		5,036	1,967	3,069

62	1,130	455	675		3,548	1,402	2,146		4,678	1,857	2,821
63	981	384	597		3,371	1,370	2,001		4,352	1,754	2,598
64	849	325	524		3,230	1,346	1,884		4,079	1,671	2,408
65	757	282	475		3,077	1,321	1,756		3,834	1,603	2,231
66	668	242	426		2,912	1,290	1,622		3,580	1,532	2,048
67	592	204	388		2,765	1,266	1,499		3,357	1,470	1,887
68	511	169	342		2,627	1,230	1,397		3,138	1,399	1,739
69	439	132	307		2,492	1,204	1,288		2,931	1,336	1,595
70	362	100	262		2,348	1,159	1,189		2,710	1,259	1,451
71	303	74	229		2,176	1,104	1,072		2,479	1,178	1,301
72	254	55	199		2,022	1,045	977		2,276	1,100	1,176
73	215	43	172		1,883	992	891		2,098	1,035	1,063
74	180	31	149		1,747	938	809		1,927	969	958
75	153	21	132		1,609	887	722		1,762	908	854
76	128	17	111		1,467	829	638		1,595	846	749
77	109	15	94		1,339	775	564		1,448	790	658
78	90	8	82		1,227	728	499		1,317	736	581
79	71	4	67		1,128	682	446		1,199	686	513
80+	428	23	405		7,706	5,142	2,564		8,134	5,165	2,969
ALL AGES	334,477	158,641	175,836		947,026	451,821	495,205		1,281,503	610,462	671,041

POPULATION BY 5 YEAR AGE GROUPS	BOTH SEXES	MALE	FEMALE		BOTH SEXES	MALE	FEMALE		BOTH SEXES	MALE	FEMALE
0-4	33,094	16,847	16,247		117,477	59,837	57,640		150,571	76,684	73,887
5_9					116,331						

	31,936	16,269	15,667			59,580	56,751		148,267	75,849	72,418
10_14	27,268	13,749	13,519		118,282	60,826	57,456		145,550	74,575	70,975
15-19	22,358	10,852	11,506		113,988	59,286	54,702		136,346	70,138	66,208
20-24	24,046	11,159	12,887		95,344	50,048	45,296		119,390	61,207	58,183
25-29	31,582	14,474	17,108		83,538	42,479	41,059		115,120	56,953	58,167
30-34	36,361	16,927	19,434		68,615	32,015	36,600		104,976	48,942	56,034
35-39	36,259	17,206	19,053	-	52,480	21,103	31,377	-	88,739	38,309	50,430
40-44	32,244	15,382	16,862		39,578	12,651	26,927		71,822	28,033	43,789
45-49	23,151	10,906	12,245		34,447	10,041	24,406		57,598	20,947	36,651
50-54	14,979	6,796	8,183		28,159	8,645	19,514		43,138	15,441	27,697
55-59	10,142	4,328	5,814		22,482	7,711	14,771		32,624	12,039	20,585
60-64	5,797	2,326	3,471		17,780	7,007	10,773		23,577	9,333	14,244
65-69	2,967	1,029	1,938		13,873	6,311	7,562		16,840	7,340	9,500
70-74	1,314	303	1,011		10,176	5,238	4,938		11,490	5,541	5,949
75-79	551	65	486		6,770	3,901	2,869		7,321	3,966	3,355
80+	428	23	405		7,706	5,142	2,564		8,134	5,165	2,969
All Ages	334,477	158,641	175,836		947,026	451,821	495,205		1,281,503	610,462	671,041

2029	URBAN			RURAL			SWAZILAND		
AGE	BOTH SEXES	MALE	FEMALE	BOTH SEXES	MALE	FEMALE	BOTH SEXES	MALE	FEMALE
0	6,551	3,328	3,223	24,735	12,532	12,203	31,286	15,860	15,426
1	6,546	3,332	3,214	23,455	11,920	11,535	30,001	15,252	14,749
2	6,571	3,346	3,225	23,042	11,750	11,292	29,613	15,096	14,517
3	6,592			22,921			29,513		

		3,359	3,233			11,707	11,214			15,066	14,447
4	6,606	3,365	3,241		22,900	11,710	11,190		29,506	15,075	14,431
5	6,603	3,365	3,238		22,961	11,746	11,215		29,564	15,111	14,453
6	6,567	3,345	3,222		23,021	11,785	11,236		29,588	15,130	14,458
7	6,497	3,311	3,186		23,104	11,831	11,273		29,601	15,142	14,459
8	6,401	3,260	3,141		23,188	11,883	11,305		29,589	15,143	14,446
9	6,280	3,200	3,080		23,279	11,931	11,348		29,559	15,131	14,428
10	6,107	3,104	3,003		23,417	12,016	11,401		29,524	15,120	14,404
11	5,864	2,971	2,893		23,571	12,105	11,466		29,435	15,076	14,359
12	5,620	2,833	2,787		23,673	12,175	11,498		29,293	15,008	14,285
13	5,360	2,693	2,667		23,734	12,218	11,516		29,094	14,911	14,183
14	5,089	2,540	2,549		23,744	12,239	11,505		28,833	14,779	14,054
15	4,896	2,427	2,469		23,606	12,194	11,412		28,502	14,621	13,881
16	4,773	2,343	2,430		23,324	12,087	11,237		28,097	14,430	13,667
17	4,649	2,261	2,388		23,002	11,963	11,039		27,651	14,224	13,427
18	4,526	2,177	2,349		22,646	11,818	10,828		27,172	13,995	13,177
19	4,405	2,093	2,312		22,253	11,660	10,593		26,658	13,753	12,905
20	4,406	2,076	2,330		21,631	11,364	10,267		26,037	13,440	12,597
21	4,527	2,118	2,409		20,968	11,052	9,916		25,495	13,170	12,325
22	5,256	2,495	2,761		16,026	8,358	7,668		21,282	10,853	10,429
23	5,045	2,344	2,701		18,343	9,672	8,671		23,388	12,016	11,372
24	5,200	2,376	2,824		18,843	9,947	8,896		24,043	12,323	11,720
25	5,499	2,502	2,997		18,494	9,704	8,790		23,993	12,206	11,787
26	5,861	2,689	3,172		17,710	9,170	8,540		23,571	11,859	11,712
27	6,250	2,880	3,370		16,825	8,597	8,228		23,075	11,477	11,598

28	6,605	3,065	3,540		15,991	8,050	7,941		22,596	11,115	11,481
29	6,923	3,220	3,703		15,298	7,596	7,702		22,221	10,816	11,405
30	7,076	3,298	3,778		14,806	7,232	7,574		21,882	10,530	11,352
31	7,089	3,298	3,791		14,421	6,918	7,503		21,510	10,216	11,294
32	7,175	3,342	3,833		13,944	6,541	7,403		21,119	9,883	11,236
33	7,286	3,402	3,884		13,372	6,130	7,242		20,658	9,532	11,126
34	7,411	3,481	3,930		12,731	5,682	7,049		20,142	9,163	10,979
35	7,428	3,499	3,929		12,069	5,242	6,827		19,497	8,741	10,756
36	7,412	3,494	3,918		11,347	4,782	6,565		18,759	8,276	10,483
37	7,297	3,448	3,849		10,738	4,379	6,359		18,035	7,827	10,208
38	7,138	3,379	3,759		10,221	4,019	6,202		17,359	7,398	9,961
39	7,011	3,332	3,679		9,657	3,640	6,017		16,668	6,972	9,696
40	6,907	3,288	3,619		9,074	3,257	5,817		15,981	6,545	9,436
41	6,832	3,248	3,584		8,453	2,878	5,575		15,285	6,126	9,159
42	6,673	3,176	3,497		7,958	2,557	5,401		14,631	5,733	8,898
43	6,397	3,039	3,358		7,621	2,342	5,279		14,018	5,381	8,637
44	6,082	2,890	3,192		7,335	2,156	5,179		13,417	5,046	8,371
45	5,720	2,715	3,005		7,123	2,034	5,089		12,843	4,749	8,094
46	5,300	2,519	2,781		6,979	1,965	5,014		12,279	4,484	7,795
47	4,902	2,320	2,582		6,869	1,940	4,929		11,771	4,260	7,511
48	4,511	2,112	2,399		6,776	1,948	4,828		11,287	4,060	7,227
49	4,140	1,918	2,222		6,625	1,933	4,692		10,765	3,851	6,914
50	3,763	1,728	2,035		6,403	1,889	4,514		10,166	3,617	6,549
51	3,394	1,543	1,851		6,132	1,833	4,299		9,526	3,376	6,150
52	3,101	1,403	1,698		5,796	1,746	4,050		8,897	3,149	5,748

53	2,883	1,297	1,586		5,435	1,653	3,782		8,318	2,950	5,368
54	2,670	1,190	1,480		5,143	1,585	3,558		7,813	2,775	5,038
55	2,458	1,082	1,376		4,915	1,552	3,363		7,373	2,634	4,739
56	2,256	967	1,289		4,737	1,554	3,183		6,993	2,521	4,472
57	2,087	885	1,202		4,556	1,531	3,025		6,643	2,416	4,227
58	1,949	813	1,136		4,365	1,512	2,853		6,314	2,325	3,989
59	1,809	754	1,055		4,171	1,473	2,698		5,980	2,227	3,753
60	1,624	666	958		3,974	1,449	2,525		5,598	2,115	3,483
61	1,425	573	852		3,777	1,423	2,354		5,202	1,996	3,206
62	1,232	486	746		3,589	1,397	2,192		4,821	1,883	2,938
63	1,050	409	641		3,430	1,370	2,060		4,480	1,779	2,701
64	905	340	565		3,260	1,338	1,922		4,165	1,678	2,487
65	779	286	493		3,113	1,319	1,794		3,892	1,605	2,287
66	693	247	446		2,951	1,296	1,655		3,644	1,543	2,101
67	606	208	398		2,798	1,268	1,530		3,404	1,476	1,928
68	535	173	362		2,658	1,243	1,415		3,193	1,416	1,777
69	459	141	318		2,524	1,205	1,319		2,983	1,346	1,637
70	394	109	285		2,365	1,165	1,200		2,759	1,274	1,485
71	328	85	243		2,192	1,101	1,091		2,520	1,186	1,334
72	272	62	210		2,035	1,049	986		2,307	1,111	1,196
73	227	44	183		1,891	993	898		2,118	1,037	1,081
74	191	33	158		1,761	943	818		1,952	976	976
75	158	23	135		1,621	889	732		1,779	912	867
76	134	15	119		1,479	839	640		1,613	854	759
77	110	12	98		1,352	784	568		1,462	796	666

78	94	10	84		1,233	733	500		1,327	743	584
79	76	3	73		1,133	689	444		1,209	692	517
80+	427	14	413		7,828	5,282	2,546		8,255	5,296	2,959
ALL AGES	339,951	161,217	178,734		952,441	454,458	497,983		1,292,392	615,675	676,717

POPULATION BY 5 YEAR AGE GROUPS	BOTH SEXES	MALE	FEMALE		BOTH SEXES	MALE	FEMALE		BOTH SEXES	MALE	FEMALE
0-4	32,866	16,730	16,136		117,053	59,619	57,434		149,919	76,349	73,570
5_9	32,348	16,481	15,867		115,553	59,176	56,377		147,901	75,657	72,244
10_14	28,040	14,141	13,899		118,139	60,753	57,386		146,179	74,894	71,285
15-19	23,249	11,301	11,948		114,831	59,722	55,109		138,080	71,023	67,057
20-24	24,434	11,409	13,025		95,811	50,393	45,418		120,245	61,802	58,443
25-29	31,138	14,356	16,782		84,318	43,117	41,201		115,456	57,473	57,983
30-34	36,037	16,821	19,216		69,274	32,503	36,771		105,311	49,324	55,987
35-39	36,286	17,152	19,134	-	54,032	22,062	31,970	-	90,318	39,214	51,104
40-44	32,891	15,641	17,250		40,441	13,190	27,251		73,332	28,831	44,501
45-49	24,573	11,584	12,989		34,372	9,820	24,552		58,945	21,404	37,541
50-54	15,811	7,161	8,650		28,909	8,706	20,203		44,720	15,867	28,853
55-59	10,559	4,501	6,058		22,744	7,622	15,122		33,303	12,123	21,180
60-64	6,236	2,474	3,762		18,030	6,977	11,053		24,266	9,451	14,815
65-69	3,072	1,055	2,017		14,044	6,331	7,713		17,116	7,386	9,730
70-74	1,412	333	1,079		10,244	5,251	4,993		11,656	5,584	6,072
75-79	572	63	509		6,818	3,934	2,884		7,390	3,997	3,393
80+	427	14	413		7,828	5,282	2,546		8,255	5,296	2,959
All Ages	339,951				952,441				1,292,392		

		161,217	178,734		454,458	497,983		615,675	676,717
--	--	---------	---------	--	---------	---------	--	---------	---------

2030	URBAN			RURAL			SWAZILAND		
AGE	BOTH SEXES	MALE	FEMALE	BOTH SEXES	MALE	FEMALE	BOTH SEXES	MALE	FEMALE
0	6,458	3,281	3,177	24,765	12,547	12,218	31,223	15,828	15,395
1	6,465	3,290	3,175	23,482	11,934	11,548	29,947	15,224	14,723
2	6,506	3,314	3,192	22,972	11,712	11,260	29,478	15,026	14,452
3	6,550	3,336	3,214	22,808	11,650	11,158	29,358	14,986	14,372
4	6,579	3,352	3,227	22,795	11,654	11,141	29,374	15,006	14,368
5	6,597	3,361	3,236	22,819	11,674	11,145	29,416	15,035	14,381
6	6,596	3,361	3,235	22,885	11,713	11,172	29,481	15,074	14,407
7	6,559	3,341	3,218	22,948	11,753	11,195	29,507	15,094	14,413
8	6,490	3,307	3,183	23,031	11,799	11,232	29,521	15,106	14,415
9	6,395	3,257	3,138	23,112	11,849	11,263	29,507	15,106	14,401
10	6,223	3,165	3,058	23,258	11,930	11,328	29,481	15,095	14,386
11	6,003	3,040	2,963	23,449	12,046	11,403	29,452	15,086	14,366
12	5,759	2,906	2,853	23,605	12,136	11,469	29,364	15,042	14,322
13	5,515	2,768	2,747	23,707	12,206	11,501	29,222	14,974	14,248
14	5,256	2,629	2,627	23,767	12,248	11,519	29,023	14,877	14,146
15	5,066	2,512	2,554	23,661	12,223	11,438	28,727	14,735	13,992
16	4,951	2,433	2,518	23,413	12,136	11,277	28,364	14,569	13,795
17	4,828	2,349	2,479	23,131	12,028	11,103	27,959	14,377	13,582
18	4,705	2,268	2,437	22,811	11,904	10,907	27,516	14,172	13,344
19									

	4,582	2,184	2,398		22,457	11,760	10,697		27,039	13,944	13,095
20	4,585	2,164	2,421		21,886	11,501	10,385		26,471	13,665	12,806
21	4,711	2,212	2,499		21,090	11,106	9,984		25,801	13,318	12,483
22	4,831	2,253	2,578		20,432	10,797	9,635		25,263	13,050	12,213
23	5,559	2,629	2,930		15,518	8,118	7,400		21,077	10,747	10,330
24	5,347	2,478	2,869		17,822	9,425	8,397		23,169	11,903	11,266
25	5,479	2,519	2,960		18,274	9,629	8,645		23,753	12,148	11,605
26	5,754	2,652	3,102		17,883	9,321	8,562		23,637	11,973	11,664
27	6,115	2,839	3,276		17,105	8,791	8,314		23,220	11,630	11,590
28	6,503	3,029	3,474		16,230	8,227	8,003		22,733	11,256	11,477
29	6,856	3,214	3,642		15,404	7,685	7,719		22,260	10,899	11,361
30	7,057	3,308	3,749		14,783	7,252	7,531		21,840	10,560	11,280
31	7,094	3,325	3,769		14,367	6,911	7,456		21,461	10,236	11,225
32	7,107	3,325	3,782		13,989	6,604	7,385		21,096	9,929	11,167
33	7,194	3,370	3,824		13,521	6,235	7,286		20,715	9,605	11,110
34	7,303	3,429	3,874		12,961	5,834	7,127		20,264	9,263	11,001
35	7,370	3,469	3,901		12,362	5,415	6,947		19,732	8,884	10,848
36	7,330	3,447	3,883		11,745	5,006	6,739		19,075	8,453	10,622
37	7,313	3,441	3,872		11,040	4,561	6,479		18,353	8,002	10,351
38	7,199	3,396	3,803		10,447	4,170	6,277		17,646	7,566	10,080
39	7,041	3,327	3,714		9,945	3,824	6,121		16,986	7,151	9,835
40	6,909	3,275	3,634		9,390	3,457	5,933		16,299	6,732	9,567
41	6,798	3,225	3,573		8,821	3,089	5,732		15,619	6,314	9,305
42	6,723	3,184	3,539		8,216	2,724	5,492		14,939	5,908	9,031
43	6,564	3,113	3,451		7,738	2,415	5,323		14,302	5,528	8,774

44	6,291	2,977	3,314		7,411	2,210	5,201		13,702	5,187	8,515
45	5,970	2,825	3,145		7,147	2,051	5,096		13,117	4,876	8,241
46	5,603	2,648	2,955		6,951	1,951	5,000		12,554	4,599	7,955
47	5,189	2,455	2,734		6,813	1,887	4,926		12,002	4,342	7,660
48	4,794	2,258	2,536		6,713	1,867	4,846		11,507	4,125	7,382
49	4,405	2,051	2,354		6,627	1,880	4,747		11,032	3,931	7,101
50	4,034	1,856	2,178		6,463	1,865	4,598		10,497	3,721	6,776
51	3,656	1,665	1,991		6,234	1,824	4,410		9,890	3,489	6,401
52	3,295	1,484	1,811		5,970	1,771	4,199		9,265	3,255	6,010
53	3,006	1,347	1,659		5,647	1,689	3,958		8,653	3,036	5,617
54	2,789	1,241	1,548		5,300	1,602	3,698		8,089	2,843	5,246
55	2,578	1,136	1,442		5,001	1,540	3,461		7,579	2,676	4,903
56	2,368	1,029	1,339		4,765	1,512	3,253		7,133	2,541	4,592
57	2,171	917	1,254		4,595	1,515	3,080		6,766	2,432	4,334
58	2,006	838	1,168		4,421	1,493	2,928		6,427	2,331	4,096
59	1,870	767	1,103		4,238	1,476	2,762		6,108	2,243	3,865
60	1,720	703	1,017		4,035	1,437	2,598		5,755	2,140	3,615
61	1,527	611	916		3,834	1,414	2,420		5,361	2,025	3,336
62	1,334	521	813		3,648	1,391	2,257		4,982	1,912	3,070
63	1,148	438	710		3,469	1,365	2,104		4,617	1,803	2,814
64	972	364	608		3,318	1,340	1,978		4,290	1,704	2,586
65	833	300	533		3,139	1,310	1,829		3,972	1,610	2,362
66	713	250	463		2,987	1,296	1,691		3,700	1,546	2,154
67	632	214	418		2,834	1,273	1,561		3,466	1,487	1,979
68	549	177	372		2,688	1,244	1,444		3,237	1,421	1,816

69	480	143	337		2,556	1,220	1,336		3,036	1,363	1,673
70	413	118	295		2,395	1,166	1,229		2,808	1,284	1,524
71	358	94	264		2,209	1,107	1,102		2,567	1,201	1,366
72	295	71	224		2,049	1,047	1,002		2,344	1,118	1,226
73	244	51	193		1,903	996	907		2,147	1,047	1,100
74	202	34	168		1,769	944	825		1,971	978	993
75	169	25	144		1,634	894	740		1,803	919	884
76	137	16	121		1,492	842	650		1,629	858	771
77	117	10	107		1,362	794	568		1,479	804	675
78	95	8	87		1,244	740	504		1,339	748	591
79	80	5	75		1,138	694	444		1,218	699	519
80+	430	5	425		7,948	5,418	2,530		8,378	5,423	2,955
ALL AGES	345,298	163,729	181,569		957,792	457,064	500,728		1,303,090	620,793	682,297

POPULATION BY 5 YEAR AGE GROUPS	BOTH SEXES	MALE	FEMALE		BOTH SEXES	MALE	FEMALE		BOTH SEXES	MALE	FEMALE
0-4	32,558	16,573	15,985		116,822	59,497	57,325		149,380	76,070	73,310
5_9	32,637	16,627	16,010		114,795	58,788	56,007		147,432	75,415	72,017
10_14	28,756	14,508	14,248		117,786	60,566	57,220		146,542	75,074	71,468
15-19	24,132	11,746	12,386		115,473	60,051	55,422		139,605	71,797	67,808
20-24	25,033	11,736	13,297		96,748	50,947	45,801		121,781	62,683	59,098
25-29	30,707	14,253	16,454		84,896	43,653	41,243		115,603	57,906	57,697
30-34	35,755	16,757	18,998		69,621	32,836	36,785		105,376	49,593	55,783
35-39											

	36,253	17,080	19,173	-	55,539	22,976	32,563	-	91,792	40,056	51,736
40-44	33,285	15,774	17,511		41,576	13,895	27,681		74,861	29,669	45,192
45-49	25,961	12,237	13,724		34,251	9,636	24,615		60,212	21,873	38,339
50-54	16,780	7,593	9,187		29,614	8,751	20,863		46,394	16,344	30,050
55-59	10,993	4,687	6,306		23,020	7,536	15,484		34,013	12,223	21,790
60-64	6,701	2,637	4,064		18,304	6,947	11,357		25,005	9,584	15,421
65-69	3,207	1,084	2,123		14,204	6,343	7,861		17,411	7,427	9,984
70-74	1,512	368	1,144		10,325	5,260	5,065		11,837	5,628	6,209
75-79	598	64	534		6,870	3,964	2,906		7,468	4,028	3,440
80+	430	5	425		7,948	5,418	2,530		8,378	5,423	2,955
All Ages	345,298	163,729	181,569		957,792	457,064	500,728		1,303,090	620,793	682,297

Table 6: Regions Population by Age and Sex

2007	HHOHHO			MANZINI			SHISELWENI		
AGE	TOTAL	MALE	FEMALE	TOTAL	MALE	FEMALE	TOTAL	MALE	FEMALE
0	7,151	3,612	3,539	7,588	3,778	3,811	5,257	2,631	2,626
1	7,341	3,713	3,628	7,862	3,968	3,894	5,592	2,845	2,747
2	7,403	3,735	3,668	7,975	4,028	3,947	5,725	2,920	2,805
3	7,392	3,714	3,678	7,999	4,022	3,977	5,753	2,925	2,828
4	7,347	3,675	3,672	7,979	3,983	3,996	5,728	2,895	2,833
5	7,293	3,630	3,663	7,948	3,936	4,012	5,690	2,856	2,834
6	7,245	3,589	3,656	7,925	3,895	4,030	5,661	2,824	2,837
7	7,215	3,558	3,657	7,921	3,869	4,052	5,659	2,809	2,850
8	7,199	3,535	3,664	7,939	3,859	4,080	5,679	2,809	2,871
9	7,187	3,515	3,672	7,961	3,853	4,108	5,707	2,815	2,892
10	7,168	3,490	3,678	7,975	3,839	4,136	5,720	2,810	2,910
11	7,137	3,461	3,676	7,972	3,818	4,154	5,716	2,797	2,919
12	7,081	3,422	3,659	7,942	3,787	4,155	5,679	2,769	2,910
13	6,996	3,371	3,625	7,874	3,741	4,133	5,602	2,722	2,880
14	6,886	3,312	3,574	7,775	3,682	4,093	5,495	2,661	2,834
15	6,764	3,248	3,517	7,659	3,618	4,042	5,372	2,593	2,779
16	6,638	3,182	3,456	7,542	3,552	3,990	5,243	2,521	2,722
17	6,511	3,115	3,396	7,424	3,485	3,939	5,095	2,439	2,656
18	6,383	3,046	3,338	7,316	3,419	3,898	4,929	2,347	2,582
19	6,256	2,976	3,280	7,210	3,352	3,858	4,749	2,247	2,502

20	6,121	2,903	3,218		7,096	3,282	3,814		4,554	2,139	2,415
21	5,978	2,826	3,152		6,968	3,207	3,761		4,357	2,032	2,325
22	5,829	2,751	3,079		6,826	3,130	3,697		4,177	1,933	2,243
23	5,675	2,674	3,001		6,668	3,048	3,620		4,018	1,850	2,169
24	5,515	2,597	2,918		6,496	2,966	3,530		3,878	1,777	2,101
25	5,357	2,522	2,835		6,320	2,882	3,438		3,745	1,709	2,036
26	5,192	2,443	2,749		6,137	2,795	3,342		3,605	1,636	1,968
27	5,010	2,358	2,652		5,931	2,701	3,230		3,443	1,555	1,888
28	4,807	2,264	2,543		5,699	2,598	3,101		3,251	1,458	1,793
29	4,590	2,164	2,426		5,449	2,489	2,960		3,041	1,352	1,689
30	4,366	2,061	2,305		5,186	2,376	2,810		2,824	1,244	1,580
31	4,149	1,962	2,188		4,931	2,266	2,666		2,624	1,146	1,478
32	3,955	1,872	2,083		4,701	2,166	2,535		2,452	1,060	1,392
33	3,791	1,794	1,997		4,502	2,077	2,425		2,321	997	1,324
34	3,651	1,728	1,923		4,332	1,999	2,333		2,223	950	1,273
35	3,521	1,665	1,856		4,174	1,926	2,248		2,136	909	1,227
36	3,390	1,602	1,788		4,010	1,850	2,160		2,048	868	1,180
37	3,250	1,534	1,715		3,834	1,770	2,063		1,962	829	1,133
38	3,100	1,463	1,637		3,637	1,683	1,954		1,873	789	1,084
39	2,941	1,387	1,554		3,429	1,591	1,838		1,783	749	1,034
40	2,784	1,312	1,472		3,220	1,499	1,721		1,699	713	986
41	2,639	1,242	1,397		3,024	1,412	1,612		1,624	681	943
42	2,507	1,179	1,328		2,851	1,334	1,517		1,554	651	903

43	2,395	1,125	1,270		2,709	1,269	1,440		1,493	625	868
44	2,298	1,078	1,220		2,591	1,213	1,378		1,438	600	838
45	2,208	1,034	1,174		2,482	1,161	1,321		1,386	577	809
46	2,120	992	1,128		2,377	1,111	1,266		1,339	557	782
47	2,034	949	1,085		2,271	1,059	1,212		1,295	538	757
48	1,948	907	1,040		2,167	1,007	1,159		1,255	523	732
49	1,863	865	998		2,061	955	1,106		1,218	508	710
50	1,781	825	956		1,961	904	1,057		1,184	496	688
51	1,704	787	918		1,870	858	1,013		1,153	485	668
52	1,632	751	881		1,782	813	969		1,120	471	649
53	1,561	717	845		1,699	773	927		1,087	458	629
54	1,497	685	812		1,624	737	887		1,051	442	609
55	1,433	654	779		1,550	702	848		1,018	427	591
56	1,371	624	747		1,479	668	811		984	411	573
57	1,310	594	716		1,416	637	779		955	399	556
58	1,253	567	686		1,356	606	750		927	386	541
59	1,197	539	658		1,301	576	725		903	375	528
60	1,142	513	629		1,250	548	702		880	364	516
61	1,087	486	601		1,201	522	679		854	353	501
62	1,035	461	574		1,146	494	652		829	341	488
63	983	436	548		1,089	467	622		797	327	471
64	931	410	521		1,026	440	586		766	312	454
65	881	385	495		964	413	551		733	296	437

66	831	361	470		904	387	517		700	281	419
67	780	337	444		846	362	485		667	266	401
68	730	313	417		792	337	455		633	250	383
69	680	289	391		738	311	427		600	236	364
70	629	265	363		687	286	400		565	220	345
71	578	241	336		635	262	372		531	206	325
72	529	219	310		583	238	345		495	189	306
73	480	196	284		530	214	316		460	174	286
74	432	173	258		480	192	287		424	157	266
75	384	151	233		428	169	259		387	141	246
76	337	129	208		376	146	230		351	125	226
77	288	107	181		329	124	205		313	108	205
78	241	85	156		283	102	181		278	93	185
79	193	63	129		239	80	159		240	77	163
80+	1,697	555	1,142		1,957	601	1,356		1,968	654	1,314
ALL AGES	283,182	135,069	148,113		320,387	150,274	170,113		208,519	96,709	111,810

2007	LUBOMBO			SWAZILAND		
AGE						
0	5,285	2,631	2,654	25,281	12,652	12,629
1	5,746	2,897	2,849	26,540	13,422	13,118
2	5,895	2,978	2,917	26,997	13,660	13,337
3	5,886	2,966	2,920	27,031	13,628	13,403
4	5,800	2,909	2,891	26,854	13,462	13,392
5	5,695	2,841	2,854	26,626	13,263	13,363

6	5,605	2,782	2,823		26,435	13,090	13,345
7	5,551	2,744	2,807		26,346	12,980	13,366
8	5,533	2,727	2,806		26,350	12,930	13,420
9	5,526	2,717	2,809		26,382	12,900	13,482
10	5,498	2,694	2,804		26,360	12,832	13,528
11	5,458	2,666	2,792		26,283	12,742	13,541
12	5,401	2,630	2,771		26,103	12,608	13,495
13	5,318	2,584	2,734		25,790	12,418	13,372
14	5,214	2,528	2,686		25,370	12,183	13,187
15	5,103	2,470	2,633		24,899	11,928	12,971
16	4,990	2,410	2,580		24,413	11,666	12,747
17	4,863	2,344	2,519		23,893	11,382	12,511
18	4,726	2,270	2,456		23,355	11,082	12,273
19	4,582	2,193	2,389		22,796	10,767	12,029
20	4,429	2,111	2,318		22,200	10,434	11,766
21	4,275	2,030	2,245		21,578	10,095	11,483
22	4,128	1,954	2,173		20,960	9,768	11,192
23	3,992	1,888	2,105		20,354	9,460	10,894
24	3,865	1,827	2,038		19,754	9,167	10,587
25	3,742	1,770	1,972		19,164	8,882	10,282
26	3,613	1,710	1,903		18,547	8,585	9,962
27	3,476	1,645	1,831		17,860	8,259	9,601
28	3,324	1,573	1,751		17,081	7,893	9,188
29	3,163	1,495	1,668		16,242	7,500	8,742
30	2,998	1,416	1,582		15,375	7,098	8,277
31	2,843	1,343	1,500		14,548	6,716	7,832
32	2,703	1,276	1,427		13,810	6,374	7,436
33	2,588	1,223	1,365		13,202	6,091	7,111
34	2,489	1,176	1,313		12,695	5,853	6,842
35	2,398	1,134	1,264		12,229	5,634	6,595
36	2,307	1,093	1,214		11,755	5,412	6,343
37	2,216	1,051	1,165		11,262	5,185	6,077
38	2,122	1,010	1,112		10,731	4,944	5,787
39	2,026	967	1,059		10,180	4,695	5,485
40	1,933	927	1,006		9,636	4,451	5,185
41	1,846	889	957		9,133	4,224	4,909
42	1,767	854	913		8,680	4,019	4,661
43	1,694	820	874		8,290	3,838	4,452
44	1,626	788	838		7,953	3,679	4,274
45	1,564	758	806		7,641	3,531	4,110
46	1,503	728	775		7,338	3,387	3,951
47	1,443	700	743		7,044	3,247	3,797
48	1,382	671	711		6,751	3,108	3,643
49	1,322	643	679		6,464	2,972	3,492

50	1,264	616	648		6,190	2,841	3,349
51	1,207	589	618		5,934	2,718	3,216
52	1,156	564	592		5,690	2,600	3,090
53	1,108	540	568		5,455	2,487	2,968
54	1,061	516	545		5,233	2,380	2,853
55	1,018	493	525		5,018	2,276	2,742
56	977	472	505		4,810	2,175	2,635
57	935	449	486		4,616	2,079	2,537
58	894	427	467		4,430	1,985	2,445
59	854	405	448		4,255	1,896	2,359
60	815	384	431		4,087	1,809	2,278
61	777	362	415		3,919	1,723	2,196
62	739	342	397		3,750	1,638	2,112
63	704	323	382		3,574	1,552	2,022
64	669	303	366		3,393	1,465	1,928
65	635	285	350		3,213	1,380	1,833
66	601	267	334		3,037	1,296	1,741
67	567	248	319		2,861	1,212	1,649
68	532	230	302		2,687	1,130	1,557
69	498	212	287		2,515	1,047	1,468
70	463	194	269		2,344	966	1,378
71	429	176	254		2,173	885	1,288
72	396	159	237		2,003	805	1,198
73	365	143	222		1,834	726	1,108
74	331	125	206		1,666	648	1,018
75	300	109	191		1,498	570	928
76	269	93	176		1,332	492	840
77	237	77	160		1,167	416	751
78	205	60	145		1,006	340	666
79	173	44	128		845	265	580
80+	1,383	500	883		7,006	2,311	4,695
ALL AGES	208,014	100,157	107,857		1,020,102	482,209	537,893

2007	HHOHHO			MANZINI			SHISELWENI		
POPULATION BY 5 YEAR AGE GROUPS	TOTAL	MALE	FEMALE	TOTAL	MALE	FEMALE	TOTAL	MALE	FEMALE
0-4	36,634	18,449	18,185	39,403	19,778	19,625	28,054	14,216	13,839
5_9	36,138	17,827	18,312	39,694	19,413	20,282	28,397	14,113	14,284

10_14	35,268	17,056	18,212		39,538	18,867	20,671		28,212	13,759	14,453
15-19	32,553	15,566	16,987		37,152	17,425	19,727		25,388	12,147	13,241
20-24	29,118	13,751	15,368		34,055	15,633	18,422		20,984	9,731	11,253
25-29	24,955	11,751	13,204		29,536	13,465	16,071		17,085	7,710	9,375
30-34	19,912	9,417	10,495		23,653	10,884	12,769		12,444	5,397	7,047
35-39	16,202	7,651	8,551		19,084	8,820	10,264		9,802	4,144	5,658
40-44	12,623	5,936	6,687		14,395	6,727	7,668		7,808	3,270	4,538
45-49	10,173	4,748	5,425		11,358	5,294	6,064		6,493	2,703	3,790
50-54	8,175	3,765	4,411		8,936	4,085	4,852		5,595	2,352	3,243
55-59	6,564	2,978	3,586		7,101	3,189	3,912		4,787	1,998	2,789
60-64	5,178	2,306	2,873		5,713	2,471	3,242		4,127	1,697	2,430
65-69	3,901	1,684	2,217		4,244	1,809	2,435		3,333	1,329	2,004
70-74	2,647	1,095	1,552		2,914	1,193	1,721		2,475	946	1,529
75-79	1,442	535	907		1,654	621	1,033		1,568	544	1,024
80+	1,697	555	1,142		1,957	601	1,356		1,968	654	1,314
All Ages	283,182	135,069	148,113		320,387	150,274	170,113		208,519	96,709	111,810

2007	LUBOMBO			SWAZILAND		
POPULATION BY 5 YEAR AGE GROUPS	TOTAL	MALE	FEMALE	TOTAL	MALE	FEMALE
0-4	28,612	14,381	14,231	132,703	66,824	65,879
5_9	27,910	13,811	14,099	132,139	65,163	66,976
10_14	26,889	13,102	13,787	129,906	62,783	67,123
15-19	24,264	11,687	12,577	119,356	56,825	62,531
20-24	20,689	9,810	10,879	104,846	48,924	55,922
25-29	17,318	8,193	9,125	88,894	41,119	47,775
30-34	13,621	6,434	7,187	69,630	32,132	37,498
35-39	11,069	5,255	5,814	56,157	25,870	30,287
40-44	8,866	4,278	4,588	43,692	20,211	23,481
45-49	7,214	3,500	3,714	35,238	16,245	18,993

50-54	5,796	2,825	2,971		28,502	13,026	15,476
55-59	4,677	2,246	2,431		23,129	10,411	12,718
60-64	3,705	1,714	1,991		18,723	8,187	10,536
65-69	2,834	1,242	1,592		14,313	6,065	8,248
70-74	1,985	797	1,188		10,020	4,030	5,990
75-79	1,183	383	800		5,848	2,083	3,765
80+	1,383	500	883		7,006	2,311	4,695
All Ages	208,014	100,157	107,857		1,020,102	482,209	537,893

2008	HHOHHO			MANZINI			SHISELWENI		
AGE	TOTAL	MALE	FEMALE	TOTAL	MALE	FEMALE	TOTAL	MALE	FEMALE
0	8,633	4,399	4,234	8,866	4,502	4,364	5,560	2,823	2,737
1	6,762	3,445	3,317	7,234	3,608	3,626	5,011	2,516	2,495
2	7,202	3,655	3,547	7,709	3,902	3,808	5,481	2,797	2,684
3	7,337	3,708	3,629	7,900	3,996	3,904	5,669	2,896	2,773
4	7,359	3,701	3,658	7,960	4,005	3,955	5,724	2,913	2,811
5	7,325	3,666	3,659	7,952	3,973	3,979	5,708	2,887	2,822
6	7,270	3,620	3,650	7,923	3,927	3,996	5,673	2,849	2,824
7	7,223	3,579	3,643	7,899	3,885	4,014	5,643	2,817	2,826
8	7,193	3,548	3,644	7,895	3,860	4,035	5,642	2,802	2,840
9	7,177	3,526	3,651	7,913	3,850	4,063	5,662	2,801	2,861
10	7,158	3,501	3,657	7,944	3,845	4,099	5,690	2,810	2,881
11	7,133	3,472	3,661	7,970	3,835	4,134	5,704	2,805	2,899
12	7,103	3,444	3,659	7,967	3,815	4,152	5,700	2,793	2,907
13	7,047	3,404	3,643	7,936	3,783	4,152	5,662	2,764	2,898
14	6,961	3,354	3,607	7,869	3,738	4,131	5,586	2,718	2,868
15	6,847	3,296	3,551	7,773	3,678	4,095	5,453	2,647	2,806

16	6,723	3,235	3,487		7,662	3,615	4,047		5,303	2,569	2,734
17	6,597	3,170	3,427		7,544	3,548	3,996		5,176	2,498	2,677
18	6,471	3,102	3,369		7,426	3,482	3,945		5,027	2,416	2,611
19	6,342	3,033	3,309		7,320	3,415	3,905		4,864	2,325	2,539
20	6,219	2,963	3,255		7,225	3,351	3,874		4,633	2,196	2,436
21	6,086	2,891	3,195		7,126	3,284	3,842		4,390	2,059	2,331
22	5,945	2,816	3,130		6,996	3,209	3,788		4,196	1,955	2,241
23	5,796	2,738	3,058		6,856	3,132	3,724		4,017	1,857	2,160
24	5,644	2,664	2,979		6,699	3,051	3,648		3,862	1,775	2,087
25	5,466	2,575	2,891		6,508	2,956	3,552		3,711	1,687	2,024
26	5,289	2,488	2,801		6,320	2,862	3,457		3,570	1,604	1,965
27	5,128	2,411	2,717		6,136	2,776	3,361		3,431	1,534	1,897
28	4,946	2,326	2,621		5,931	2,682	3,249		3,274	1,455	1,819
29	4,745	2,234	2,511		5,701	2,581	3,121		3,088	1,361	1,727
30	4,522	2,122	2,399		5,410	2,449	2,961		2,893	1,263	1,630
31	4,293	2,010	2,283		5,105	2,315	2,790		2,696	1,165	1,532
32	4,078	1,912	2,165		4,855	2,207	2,648		2,503	1,070	1,433
33	3,886	1,824	2,062		4,626	2,109	2,517		2,337	989	1,349
34	3,725	1,749	1,976		4,431	2,022	2,409		2,212	930	1,282
35	3,576	1,676	1,900		4,250	1,941	2,310		2,127	888	1,239
36	3,438	1,607	1,830		4,085	1,866	2,219		2,052	851	1,201
37	3,309	1,546	1,763		3,921	1,791	2,130		1,970	813	1,157
38	3,170	1,480	1,690		3,750	1,714	2,036		1,887	776	1,110
39	3,024	1,411	1,613		3,555	1,628	1,927		1,801	739	1,062
40	2,875	1,342	1,533		3,349	1,536	1,812		1,715	702	1,013

41	2,726	1,272	1,454		3,138	1,443	1,695		1,637	670	967
42	2,583	1,204	1,379		2,947	1,359	1,588		1,563	639	924
43	2,455	1,143	1,312		2,777	1,284	1,494		1,496	612	885
44	2,344	1,090	1,254		2,638	1,220	1,418		1,438	587	851
45	2,245	1,045	1,200		2,526	1,168	1,357		1,390	570	820
46	2,155	1,004	1,152		2,419	1,118	1,301		1,345	554	791
47	2,068	962	1,106		2,317	1,069	1,248		1,300	535	765
48	1,984	921	1,064		2,215	1,020	1,194		1,257	517	740
49	1,901	880	1,020		2,112	970	1,142		1,219	503	716
50	1,815	838	976		2,008	919	1,089		1,177	486	690
51	1,732	798	934		1,909	869	1,040		1,142	474	668
52	1,657	761	896		1,821	825	996		1,110	462	647
53	1,588	728	861		1,735	781	954		1,079	450	629
54	1,518	693	825		1,655	743	912		1,047	437	610
55	1,450	661	789		1,573	708	866		1,014	425	589
56	1,384	631	753		1,495	674	821		980	411	569
57	1,325	602	723		1,426	641	785		948	397	551
58	1,267	574	693		1,365	611	754		920	385	535
59	1,211	547	665		1,307	580	726		893	372	521
60	1,147	518	630		1,249	551	697		868	361	507
61	1,087	492	595		1,193	522	671		842	347	494
62	1,034	465	569		1,147	498	649		817	337	480
63	986	442	544		1,093	471	623		794	326	468
64	935	417	519		1,039	445	593		764	313	451
65	884	395	489		975	420	556		732	301	431

66	836	373	463		912	396	517		697	287	410
67	788	349	439		854	369	485		667	273	394
68	740	325	414		799	344	454		635	259	377
69	692	302	390		748	321	426		604	244	360
70	635	274	362		694	297	397		563	227	337
71	579	247	332		640	272	368		525	210	315
72	532	224	308		591	249	342		492	196	297
73	487	203	284		544	226	318		458	180	278
74	440	181	259		494	203	291		426	166	261
75	392	161	231		441	183	258		389	149	240
76	343	140	203		387	160	227		349	132	217
77	300	119	181		341	138	203		317	117	200
78	258	99	159		297	118	179		283	101	182
79	214	79	135		253	95	158		251	87	163
80+	1,612	546	1,066		1,875	598	1,277		1,919	661	1,258
ALL AGES	287,353	137,348	150,005		325,447	152,604	172,843		208,649	96,874	111,775

2008	LUBOMBO			SWAZILAND			
AGE							
0	6,765	3,399	3,366		29,824	15,123	14,701
1	4,939	2,452	2,487		23,946	12,021	11,925
2	5,615	2,841	2,774		26,007	13,195	12,812
3	5,827	2,949	2,878		26,734	13,549	13,185
4	5,848	2,951	2,897		26,892	13,570	13,322
5	5,778	2,899	2,880		26,763	13,424	13,339
6	5,678	2,832	2,846		26,543	13,228	13,315
7	5,588	2,773	2,815		26,353	13,055	13,298

8	5,534	2,735	2,799		26,264	12,946	13,318
9	5,517	2,718	2,799		26,269	12,896	13,373
10	5,508	2,709	2,800		26,301	12,865	13,436
11	5,477	2,685	2,792		26,284	12,798	13,486
12	5,440	2,659	2,781		26,209	12,710	13,499
13	5,382	2,622	2,759		26,027	12,574	13,453
14	5,300	2,577	2,723		25,716	12,386	13,330
15	5,180	2,515	2,664		25,253	12,137	13,116
16	5,055	2,453	2,602		24,743	11,872	12,871
17	4,942	2,393	2,549		24,258	11,609	12,649
18	4,816	2,327	2,489		23,741	11,327	12,414
19	4,679	2,254	2,425		23,205	11,027	12,178
20	4,512	2,164	2,347		22,588	10,675	11,913
21	4,335	2,071	2,264		21,937	10,305	11,632
22	4,183	1,991	2,192		21,321	9,970	11,351
23	4,038	1,917	2,121		20,707	9,644	11,063
24	3,902	1,849	2,053		20,106	9,339	10,767
25	3,769	1,781	1,989		19,454	8,998	10,456
26	3,640	1,716	1,924		18,818	8,670	10,148
27	3,513	1,657	1,856		18,209	8,378	9,831
28	3,380	1,594	1,785		17,531	8,057	9,474
29	3,229	1,523	1,706		16,764	7,699	9,065
30	3,076	1,445	1,631		15,901	7,280	8,621
31	2,924	1,368	1,555		15,018	6,858	8,160
32	2,770	1,296	1,474		14,206	6,486	7,720
33	2,633	1,232	1,401		13,483	6,154	7,329
34	2,519	1,179	1,340		12,887	5,879	7,008
35	2,419	1,130	1,289		12,373	5,635	6,738
36	2,327	1,087	1,241		11,902	5,411	6,491
37	2,239	1,046	1,193		11,439	5,196	6,243
38	2,150	1,007	1,144		10,957	4,977	5,980
39	2,058	967	1,091		10,438	4,744	5,694
40	1,959	923	1,037		9,898	4,503	5,395
41	1,863	882	981		9,364	4,267	5,097
42	1,780	845	935		8,873	4,047	4,826
43	1,703	812	891		8,431	3,850	4,581
44	1,630	777	852		8,050	3,675	4,375
45	1,568	752	816		7,729	3,535	4,194
46	1,511	727	784		7,431	3,403	4,028
47	1,451	698	752		7,136	3,265	3,871
48	1,393	671	722		6,849	3,129	3,720
49	1,331	641	690		6,563	2,994	3,569
50	1,270	615	656		6,269	2,858	3,411
51	1,209	587	622		5,992	2,728	3,264

52	1,155	561	594	5,742	2,609	3,133
53	1,104	536	567	5,506	2,495	3,011
54	1,059	514	545	5,279	2,387	2,892
55	1,017	493	524	5,054	2,286	2,768
56	978	473	505	4,838	2,189	2,649
57	938	452	485	4,637	2,092	2,545
58	899	430	469	4,451	2,000	2,451
59	859	409	450	4,270	1,908	2,362
60	818	387	431	4,082	1,817	2,265
61	779	366	413	3,901	1,727	2,174
62	744	345	398	3,742	1,646	2,096
63	708	327	381	3,581	1,565	2,016
64	674	307	367	3,411	1,482	1,929
65	637	288	349	3,228	1,403	1,825
66	601	271	330	3,046	1,326	1,720
67	570	254	316	2,878	1,245	1,633
68	538	237	302	2,712	1,165	1,547
69	502	218	285	2,546	1,085	1,461
70	466	199	267	2,358	996	1,362
71	426	179	247	2,169	908	1,261
72	395	163	232	2,011	832	1,179
73	364	147	218	1,853	756	1,097
74	335	132	203	1,696	682	1,014
75	305	117	188	1,526	609	917
76	275	102	173	1,355	535	820
77	248	87	161	1,205	461	744
78	217	72	145	1,054	390	664
79	189	57	133	907	318	589
80+	1,346	492	855	6,753	2,297	4,456
ALL AGES	210,298	101,305	108,992	1,031,747	488,132	543,615

2008	HHOHHO			MANZINI			SHISELWENI		
POPULATION BY 5 YEAR AGE GROUPS	TOTAL	MALE	FEMALE	TOTAL	MALE	FEMALE	TOTAL	MALE	FEMALE
0-4	37,293	18,908	18,385	39,670	20,013	19,657	27,446	13,946	13,500
5_9	36,188	17,940	18,248	39,582	19,495	20,087	28,328	14,157	14,171
10_14	35,403	17,175	18,227	39,685	19,016	20,669	28,342	13,890	14,453

15-19	32,980	15,837	17,143		37,725	17,738	19,987		25,823	12,455	13,367
20-24	29,689	14,072	15,617		34,902	16,027	18,875		21,098	9,842	11,256
25-29	25,575	12,033	13,542		30,597	13,857	16,740		17,074	7,642	9,432
30-34	20,503	9,617	10,886		24,428	11,103	13,325		12,642	5,416	7,226
35-39	16,516	7,720	8,797		19,561	8,939	10,622		9,837	4,067	5,769
40-44	12,983	6,051	6,932		14,850	6,843	8,007		7,848	3,209	4,639
45-49	10,353	4,812	5,541		11,589	5,346	6,243		6,512	2,679	3,833
50-54	8,310	3,817	4,493		9,127	4,137	4,990		5,555	2,310	3,245
55-59	6,638	3,014	3,624		7,167	3,214	3,953		4,755	1,990	2,765
60-64	5,190	2,333	2,857		5,720	2,488	3,233		4,084	1,684	2,400
65-69	3,939	1,744	2,195		4,288	1,850	2,438		3,334	1,363	1,971
70-74	2,674	1,130	1,544		2,963	1,248	1,715		2,464	977	1,487
75-79	1,506	597	909		1,718	694	1,024		1,588	586	1,002
80+	1,612	546	1,066		1,875	598	1,277		1,919	661	1,258
All Ages	287,353	137,348	150,005		325,447	152,604	172,843		208,649	96,874	111,775

2008	LUBOMBO			SWAZILAND		
POPULATION BY 5 YEAR AGE GROUPS	TOTAL	MALE	FEMALE	TOTAL	MALE	FEMALE
0-4	28,994	14,591	14,403	133,403	67,458	65,945
5_9	28,095	13,958	14,137	132,192	65,549	66,643
10_14	27,107	13,252	13,855	130,537	63,333	67,204
15-19	24,673	11,942	12,731	121,200	57,972	63,228
20-24	20,970	9,992	10,978	106,659	49,933	56,726
25-29	17,531	8,271	9,260	90,776	41,802	48,974
30-34	13,922	6,520	7,401	71,495	32,657	38,838
35-39	11,195	5,237	5,958	57,109	25,963	31,146
40-44	8,935	4,239	4,696	44,616	20,342	24,274
45-49	7,254	3,489	3,765	35,708	16,326	19,382
50-54	5,796	2,812	2,984	28,788	13,077	15,711
55-59	4,690	2,257	2,433	23,250	10,475	12,775

60-64	3,722	1,732	1,990		18,717	8,237	10,480
65-69	2,848	1,267	1,582		14,410	6,224	8,186
70-74	1,985	819	1,167		10,087	4,174	5,913
75-79	1,234	435	799		6,047	2,313	3,734
80+	1,346	492	855		6,753	2,297	4,456
All Ages	210,298	101,305	108,992		1,031,747	488,132	543,615

2009	HHOHHO			MANZINI			SHISELWENI		
AGE	TOTAL	MALE	FEMALE	TOTAL	MALE	FEMALE	TOTAL	MALE	FEMALE
0	8,742	4,454	4,287	9,066	4,601	4,465	5,575	2,831	2,744
1	8,194	4,209	3,985	8,473	4,310	4,163	5,307	2,702	2,604
2	6,634	3,392	3,243	7,093	3,548	3,545	4,911	2,473	2,438
3	7,138	3,629	3,509	7,636	3,870	3,767	5,428	2,775	2,653
4	7,305	3,695	3,609	7,861	3,979	3,882	5,641	2,884	2,757
5	7,337	3,692	3,645	7,934	3,994	3,940	5,704	2,905	2,800
6	7,302	3,656	3,646	7,925	3,963	3,962	5,692	2,880	2,811
7	7,249	3,611	3,638	7,897	3,917	3,980	5,655	2,842	2,813
8	7,200	3,570	3,630	7,874	3,876	3,998	5,625	2,810	2,815
9	7,170	3,539	3,632	7,869	3,850	4,019	5,625	2,796	2,829
10	7,149	3,513	3,636	7,897	3,844	4,053	5,645	2,796	2,849
11	7,123	3,484	3,639	7,939	3,842	4,097	5,674	2,805	2,869
12	7,100	3,455	3,645	7,963	3,831	4,132	5,688	2,801	2,888
13	7,069	3,427	3,642	7,961	3,810	4,151	5,683	2,788	2,895
14	7,012	3,385	3,626	7,930	3,780	4,150	5,646	2,760	2,886
15	6,924	3,339	3,585	7,866	3,734	4,133	5,543	2,704	2,839
16	6,806	3,283	3,522	7,774	3,674	4,100	5,386	2,624	2,762

17	6,681	3,223	3,458		7,663	3,611	4,053		5,235	2,547	2,689
18	6,556	3,157	3,399		7,545	3,544	4,001		5,107	2,475	2,633
19	6,430	3,089	3,341		7,430	3,479	3,951		4,961	2,393	2,567
20	6,304	3,021	3,283		7,336	3,415	3,921		4,747	2,273	2,474
21	6,185	2,952	3,233		7,254	3,352	3,901		4,468	2,117	2,351
22	6,052	2,879	3,173		7,153	3,285	3,868		4,228	1,981	2,246
23	5,911	2,804	3,107		7,024	3,209	3,815		4,038	1,879	2,159
24	5,763	2,727	3,036		6,884	3,134	3,750		3,860	1,782	2,079
25	5,592	2,641	2,952		6,711	3,040	3,671		3,695	1,686	2,009
26	5,397	2,539	2,858		6,502	2,933	3,569		3,536	1,583	1,953
27	5,221	2,453	2,768		6,319	2,842	3,476		3,398	1,503	1,894
28	5,064	2,378	2,686		6,135	2,755	3,380		3,262	1,435	1,828
29	4,882	2,293	2,589		5,931	2,663	3,268		3,109	1,359	1,751
30	4,674	2,190	2,484		5,661	2,540	3,121		2,940	1,272	1,668
31	4,445	2,069	2,376		5,327	2,386	2,942		2,762	1,182	1,580
32	4,220	1,959	2,261		5,026	2,254	2,771		2,573	1,088	1,485
33	4,007	1,863	2,144		4,779	2,150	2,630		2,387	999	1,388
34	3,818	1,777	2,041		4,552	2,053	2,499		2,228	921	1,307
35	3,649	1,695	1,953		4,349	1,964	2,385		2,117	869	1,248
36	3,491	1,617	1,874		4,157	1,879	2,278		2,047	832	1,215
37	3,355	1,551	1,804		3,995	1,806	2,189		1,974	797	1,177
38	3,229	1,492	1,738		3,834	1,733	2,101		1,895	762	1,133
39	3,093	1,427	1,666		3,667	1,658	2,009		1,814	726	1,088
40	2,956	1,363	1,592		3,471	1,571	1,900		1,733	693	1,040
41	2,815	1,302	1,513		3,264	1,479	1,785		1,652	659	993

42	2,668	1,232	1,435		3,059	1,389	1,670		1,576	628	948
43	2,529	1,167	1,362		2,872	1,307	1,564		1,505	600	906
44	2,403	1,107	1,296		2,705	1,234	1,471		1,442	574	867
45	2,290	1,056	1,234		2,571	1,175	1,397		1,391	558	833
46	2,191	1,014	1,177		2,462	1,125	1,337		1,349	547	802
47	2,103	974	1,129		2,359	1,077	1,282		1,306	531	774
48	2,018	934	1,085		2,259	1,030	1,229		1,263	515	748
49	1,935	893	1,042		2,160	982	1,177		1,220	496	724
50	1,851	853	999		2,057	933	1,124		1,180	482	698
51	1,765	810	954		1,954	884	1,070		1,134	464	670
52	1,684	771	913		1,858	836	1,023		1,101	453	648
53	1,612	736	876		1,772	793	979		1,069	441	628
54	1,545	704	841		1,689	751	938		1,040	430	610
55	1,471	669	802		1,603	713	891		1,009	421	589
56	1,402	638	764		1,518	679	838		976	409	567
57	1,338	608	730		1,442	646	796		945	397	547
58	1,281	581	700		1,375	615	760		913	382	531
59	1,224	554	670		1,317	587	731		886	371	515
60	1,161	525	636		1,254	555	699		859	358	501
61	1,093	496	597		1,192	525	666		830	344	485
62	1,035	471	565		1,138	497	641		805	332	473
63	985	446	539		1,094	475	620		782	322	460
64	937	423	515		1,043	448	594		760	312	448
65	889	400	488		987	425	561		728	301	427
66	839	381	457		923	401	521		698	293	406

67	793	361	432		862	377	484		663	278	384
68	747	337	410		806	351	455		636	266	370
69	701	315	387		755	330	426		604	251	354
70	647	286	361		703	306	396		568	235	333
71	585	254	330		648	282	366		522	216	307
72	534	229	304		596	258	337		487	200	287
73	490	208	282		552	237	315		456	186	270
74	448	189	259		508	216	292		425	171	254
75	400	168	232		454	192	262		390	157	234
76	351	149	201		399	173	226		352	139	212
77	307	131	176		351	152	199		316	124	192
78	267	110	157		308	130	178		287	110	177
79	230	92	138		268	112	156		255	95	160
80+	1,559	552	1,007		1,818	609	1,209		1,886	675	1,211
ALL AGES	291,551	139,619	151,932		330,617	154,966	175,651		208,805	97,051	111,754

2009	LUBOMBO			SWAZILAND		
	AGE	TOTAL	MALE	FEMALE	TOTAL	MALE
0	6,783	3,403	3,381	30,166	15,289	14,877
1	6,361	3,190	3,170	28,334	14,412	13,922
2	4,826	2,404	2,422	23,465	11,818	11,647
3	5,551	2,814	2,737	25,754	13,088	12,666
4	5,789	2,933	2,856	26,596	13,491	13,105
5	5,825	2,940	2,885	26,801	13,531	13,270
6	5,761	2,889	2,871	26,679	13,388	13,291
7	5,661	2,823	2,838	26,461	13,193	13,268

8	5,571	2,765	2,806		26,270	13,020	13,250
9	5,518	2,727	2,791		26,182	12,911	13,271
10	5,499	2,710	2,789		26,190	12,862	13,328
11	5,489	2,701	2,788		26,225	12,831	13,394
12	5,458	2,678	2,780		26,209	12,765	13,444
13	5,421	2,651	2,770		26,134	12,677	13,457
14	5,363	2,615	2,748		25,951	12,540	13,411
15	5,265	2,563	2,702		25,598	12,340	13,258
16	5,131	2,499	2,632		25,096	12,080	13,016
17	5,007	2,435	2,572		24,586	11,815	12,771
18	4,896	2,377	2,519		24,104	11,553	12,551
19	4,769	2,310	2,459		23,589	11,271	12,318
20	4,608	2,225	2,383		22,995	10,933	12,062
21	4,417	2,124	2,293		22,323	10,545	11,778
22	4,242	2,032	2,210		21,675	10,177	11,498
23	4,092	1,953	2,139		21,065	9,845	11,220
24	3,949	1,878	2,071		20,456	9,521	10,935
25	3,805	1,802	2,002		19,803	9,169	10,634
26	3,666	1,727	1,940		19,102	8,782	10,320
27	3,539	1,663	1,876		18,476	8,461	10,015
28	3,414	1,606	1,808		17,876	8,174	9,702
29	3,283	1,543	1,740		17,206	7,858	9,348
30	3,141	1,473	1,669		16,416	7,475	8,941
31	2,999	1,397	1,602		15,534	7,034	8,500
32	2,849	1,321	1,528		14,668	6,623	8,045
33	2,698	1,250	1,448		13,871	6,262	7,609
34	2,565	1,189	1,376		13,163	5,940	7,223
35	2,448	1,132	1,316		12,562	5,660	6,902
36	2,350	1,084	1,266		12,045	5,412	6,633
37	2,259	1,041	1,219		11,583	5,194	6,389
38	2,172	1,001	1,171		11,130	4,987	6,143
39	2,086	964	1,122		10,660	4,775	5,885
40	1,991	923	1,069		10,151	4,550	5,601
41	1,890	877	1,012		9,621	4,317	5,304
42	1,796	838	958		9,099	4,088	5,011
43	1,715	803	912		8,621	3,877	4,744
44	1,639	770	868		8,188	3,686	4,502
45	1,571	741	830		7,823	3,530	4,293
46	1,516	721	795		7,518	3,408	4,110
47	1,458	697	761		7,226	3,279	3,947
48	1,400	669	731		6,940	3,147	3,793
49	1,343	643	701		6,658	3,014	3,644
50	1,278	612	667		6,366	2,879	3,487
51	1,216	586	630		6,068	2,744	3,324

52	1,156	558	598		5,799	2,618	3,181
53	1,103	534	569		5,556	2,504	3,052
54	1,054	510	545		5,328	2,394	2,934
55	1,014	491	524		5,098	2,293	2,805
56	978	473	506		4,874	2,199	2,675
57	939	453	486		4,664	2,105	2,559
58	902	434	468		4,470	2,012	2,458
59	863	412	452		4,291	1,923	2,368
60	822	390	432		4,096	1,828	2,268
61	782	369	413		3,896	1,735	2,161
62	746	350	396		3,725	1,650	2,075
63	712	329	382		3,573	1,572	2,001
64	677	311	366		3,417	1,494	1,923
65	641	292	349		3,245	1,419	1,826
66	603	274	329		3,062	1,349	1,713
67	569	257	312		2,887	1,274	1,613
68	540	242	298		2,728	1,196	1,532
69	509	224	285		2,570	1,119	1,451
70	470	205	265		2,387	1,032	1,355
71	428	184	244		2,183	936	1,247
72	392	166	226		2,008	853	1,155
73	363	150	213		1,861	782	1,079
74	333	134	199		1,714	710	1,004
75	310	124	186		1,554	641	913
76	280	109	171		1,382	571	811
77	252	95	157		1,227	502	725
78	228	82	146		1,090	432	658
79	200	68	132		953	366	587
80+	1,330	495	835		6,593	2,331	4,262
ALL AGES	212,535	102,424	110,111		1,043,509	494,061	549,448

2009	HHOHO			MANZINI			SHISELWENI		
POPULATION BY 5 YEAR AGE GROUPS	TOTAL	MALE	FEMALE	TOTAL	MALE	FEMALE	TOTAL	MALE	FEMALE
0-4	38,013	19,380	18,633	40,130	20,308	19,821	26,862	13,666	13,196
5_9	36,258	18,067	18,191	39,499	19,600	19,899	28,301	14,233	14,068
10_14	35,452	17,264	18,189	39,690	19,107	20,583	28,336	13,950	14,387
15-19	33,396	16,092	17,305	38,278	18,042	20,237	26,232	12,742	13,490

20-24	30,215	14,382	15,832		35,651	16,395	19,256		21,341	10,032	11,309
25-29	26,157	12,304	13,853		31,598	14,234	17,364		17,001	7,566	9,435
30-34	21,164	9,859	11,306		25,345	11,382	13,963		12,890	5,463	7,427
35-39	16,817	7,782	9,035		20,003	9,039	10,964		9,846	3,986	5,860
40-44	13,370	6,171	7,199		15,371	6,981	8,390		7,908	3,154	4,754
45-49	10,537	4,871	5,666		11,811	5,388	6,423		6,528	2,647	3,880
50-54	8,456	3,874	4,583		9,330	4,196	5,134		5,523	2,270	3,253
55-59	6,716	3,050	3,666		7,254	3,240	4,015		4,729	1,980	2,749
60-64	5,211	2,361	2,851		5,721	2,501	3,220		4,036	1,668	2,368
65-69	3,969	1,795	2,174		4,332	1,885	2,447		3,329	1,389	1,941
70-74	2,703	1,168	1,536		3,006	1,300	1,706		2,458	1,007	1,451
75-79	1,555	650	905		1,781	760	1,021		1,599	624	975
80+	1,559	552	1,007		1,818	609	1,209		1,886	675	1,211
All Ages	291,551	139,619	151,932		330,617	154,966	175,651		208,805	97,051	111,754

2009	LUBOMBO			SWAZILAND		
POPULATION BY 5 YEAR AGE GROUPS	TOTAL	MALE	FEMALE	TOTAL	MALE	FEMALE
0-4	29,310	14,744	14,566	134,315	68,098	66,217
5_9	28,335	14,144	14,191	132,393	66,043	66,350
10_14	27,230	13,355	13,876	130,709	63,675	67,034
15-19	25,067	12,184	12,883	122,973	59,059	63,914
20-24	21,307	10,212	11,096	108,514	51,021	57,493
25-29	17,707	8,341	9,366	92,463	42,444	50,019
30-34	14,252	6,630	7,622	73,652	33,334	40,318
35-39	11,314	5,221	6,093	57,980	26,028	31,952
40-44	9,031	4,211	4,819	45,680	20,518	25,162
45-49	7,289	3,471	3,818	36,165	16,378	19,787
50-54	5,807	2,799	3,008	29,117	13,139	15,978
55-59	4,697	2,262	2,435	23,397	10,532	12,865
60-64	3,739	1,749	1,990	18,707	8,279	10,428
65-69	2,862	1,289	1,573	14,492	6,357	8,135

70-74	1,986	838	1,148		10,153	4,313	5,840
75-79	1,271	478	793		6,206	2,512	3,694
80+	1,330	495	835		6,593	2,331	4,262
All Ages	212,535	102,424	110,111		1,043,509	494,061	549,448

2010	HHOHHO			MANZINI			SHISELWENI		
AGE	TOTAL	MALE	FEMALE	TOTAL	MALE	FEMALE	TOTAL	MALE	FEMALE
0	8,888	4,529	4,359	9,288	4,713	4,575	5,597	2,842	2,755
1	8,297	4,261	4,036	8,662	4,403	4,259	5,320	2,709	2,611
2	8,038	4,143	3,895	8,308	4,238	4,070	5,201	2,657	2,544
3	6,577	3,368	3,209	7,026	3,520	3,507	4,864	2,453	2,410
4	7,108	3,617	3,491	7,599	3,854	3,746	5,400	2,763	2,637
5	7,283	3,686	3,597	7,834	3,968	3,866	5,623	2,877	2,746
6	7,314	3,682	3,633	7,908	3,984	3,924	5,687	2,897	2,789
7	7,280	3,646	3,633	7,899	3,953	3,947	5,674	2,873	2,801
8	7,227	3,601	3,626	7,871	3,907	3,964	5,638	2,836	2,802
9	7,177	3,560	3,618	7,848	3,867	3,981	5,607	2,802	2,805
10	7,142	3,526	3,616	7,853	3,843	4,011	5,608	2,790	2,818
11	7,113	3,494	3,619	7,891	3,840	4,051	5,629	2,792	2,837
12	7,090	3,467	3,623	7,932	3,837	4,095	5,657	2,799	2,858
13	7,066	3,437	3,629	7,957	3,827	4,129	5,672	2,797	2,876
14	7,035	3,410	3,625	7,955	3,806	4,149	5,668	2,785	2,883
15	6,973	3,370	3,603	7,928	3,777	4,151	5,601	2,745	2,857
16	6,881	3,325	3,556	7,868	3,730	4,138	5,474	2,680	2,794
17	6,765	3,271	3,494	7,775	3,670	4,105	5,318	2,601	2,717
18	6,640			7,664			5,167		

		3,210	3,430			3,606	4,058			2,522	2,644
19	6,515	3,144	3,371		7,547	3,541	4,006		5,042	2,452	2,589
20	6,391	3,076	3,315		7,445	3,477	3,968		4,843	2,341	2,502
21	6,269	3,008	3,260		7,365	3,416	3,949		4,582	2,193	2,389
22	6,150	2,939	3,211		7,280	3,353	3,927		4,305	2,038	2,267
23	6,017	2,867	3,150		7,180	3,284	3,895		4,068	1,905	2,163
24	5,876	2,791	3,085		7,052	3,211	3,841		3,882	1,805	2,077
25	5,710	2,702	3,008		6,894	3,122	3,772		3,693	1,692	2,002
26	5,521	2,604	2,917		6,703	3,016	3,688		3,522	1,583	1,939
27	5,328	2,503	2,825		6,497	2,911	3,586		3,365	1,483	1,883
28	5,154	2,418	2,736		6,317	2,821	3,495		3,229	1,406	1,824
29	5,000	2,346	2,654		6,133	2,734	3,399		3,098	1,339	1,759
30	4,809	2,247	2,562		5,887	2,619	3,268		2,961	1,270	1,691
31	4,595	2,135	2,460		5,574	2,474	3,100		2,807	1,191	1,616
32	4,370	2,016	2,354		5,245	2,324	2,921		2,636	1,105	1,531
33	4,147	1,908	2,239		4,948	2,195	2,754		2,454	1,015	1,439
34	3,938	1,815	2,123		4,703	2,092	2,611		2,275	932	1,343
35	3,740	1,723	2,017		4,468	1,993	2,475		2,133	860	1,273
36	3,562	1,635	1,927		4,253	1,901	2,352		2,037	815	1,222
37	3,408	1,561	1,847		4,067	1,819	2,249		1,968	778	1,190
38	3,275	1,496	1,779		3,908	1,747	2,161		1,898	746	1,152
39	3,151	1,437	1,713		3,747	1,675	2,072		1,824	714	1,110
40	3,024	1,380	1,644		3,581	1,600	1,981		1,747	680	1,067
41	2,894	1,321	1,573		3,383	1,512	1,871		1,671	651	1,020
42	2,755	1,261	1,495		3,182	1,423	1,759		1,591	618	973

43	2,611	1,194	1,417		2,982	1,337	1,645		1,519	590	929
44	2,477	1,131	1,346		2,797	1,256	1,541		1,450	563	887
45	2,348	1,073	1,274		2,637	1,188	1,449		1,395	545	850
46	2,234	1,024	1,210		2,507	1,131	1,376		1,349	535	814
47	2,138	983	1,155		2,400	1,083	1,317		1,310	526	784
48	2,052	945	1,107		2,300	1,037	1,263		1,268	511	757
49	1,969	905	1,064		2,202	991	1,211		1,226	494	731
50	1,885	865	1,020		2,103	944	1,158		1,180	476	705
51	1,800	824	975		2,002	897	1,105		1,136	460	677
52	1,717	784	933		1,901	849	1,052		1,092	443	649
53	1,637	745	892		1,810	803	1,006		1,061	433	628
54	1,566	711	855		1,724	761	963		1,030	421	609
55	1,497	679	818		1,637	721	916		1,002	413	589
56	1,422	646	777		1,545	683	862		972	406	566
57	1,355	615	740		1,465	653	812		941	394	546
58	1,294	588	706		1,389	619	770		910	383	527
59	1,237	560	677		1,326	590	736		879	369	510
60	1,174	532	643		1,264	561	703		851	357	494
61	1,106	504	603		1,196	529	667		822	342	480
62	1,041	476	565		1,137	500	637		793	329	464
63	985	450	535		1,086	474	612		772	318	454
64	937	427	510		1,044	453	591		750	309	441
65	890	406	484		990	428	562		725	301	424
66	843	387	456		934	407	527		694	292	402
67	796	370	427		871	383	488		665	284	381

68	753	349	403		814	359	454		632	271	361
69	708	326	382		762	336	426		605	258	347
70	655	298	358		710	315	396		569	242	327
71	597	267	330		656	291	364		526	222	304
72	538	236	302		605	269	336		484	205	279
73	491	213	278		555	245	310		452	190	261
74	451	193	257		515	225	290		423	177	246
75	407	175	231		467	205	262		390	162	228
76	358	156	202		412	182	230		352	147	206
77	314	138	175		362	164	198		317	130	188
78	275	121	154		318	144	174		287	117	170
79	239	102	137		278	123	156		259	103	156
80+	1,529	568	961		1,784	633	1,151		1,863	696	1,167
ALL AGES	295,819	141,904	153,915		335,913	157,372	178,541		208,988	97,241	111,747

2010	LUBOMBO			SWAZILAND		
AGE						
0	6,857	3,440	3,417	30,630	15,524	15,106
1	6,375	3,192	3,182	28,653	14,565	14,088
2	6,214	3,128	3,086	27,761	14,166	13,595
3	4,770	2,381	2,389	23,237	11,722	11,515
4	5,515	2,799	2,716	25,621	13,032	12,589
5	5,767	2,922	2,845	26,507	13,453	13,054
6	5,807	2,931	2,877	26,716	13,494	13,222
7	5,743	2,880	2,863	26,596	13,352	13,244
8	5,644	2,814	2,830	26,379	13,158	13,221
9	5,555	2,756	2,799	26,188	12,985	13,203

10	5,499	2,718	2,781		26,102	12,876	13,226
11	5,480	2,702	2,778		26,114	12,828	13,286
12	5,470	2,694	2,776		26,149	12,797	13,352
13	5,440	2,671	2,769		26,135	12,732	13,403
14	5,400	2,643	2,758		26,059	12,644	13,415
15	5,329	2,602	2,727		25,831	12,493	13,338
16	5,215	2,546	2,669		25,438	12,281	13,157
17	5,082	2,481	2,600		24,939	12,023	12,916
18	4,959	2,418	2,541		24,429	11,757	12,672
19	4,848	2,360	2,488		23,952	11,498	12,454
20	4,696	2,280	2,415		23,375	11,175	12,200
21	4,512	2,184	2,328		22,727	10,801	11,926
22	4,322	2,085	2,238		22,058	10,415	11,643
23	4,151	1,994	2,157		21,416	10,050	11,366
24	4,000	1,913	2,087		20,811	9,721	11,090
25	3,851	1,831	2,020		20,149	9,347	10,802
26	3,700	1,747	1,953		19,446	8,950	10,496
27	3,564	1,673	1,891		18,755	8,570	10,185
28	3,438	1,610	1,828		18,138	8,255	9,883
29	3,317	1,555	1,762		17,548	7,974	9,574
30	3,193	1,492	1,701		16,850	7,629	9,221
31	3,063	1,424	1,639		16,039	7,223	8,816
32	2,924	1,350	1,574		15,175	6,794	8,381
33	2,775	1,276	1,500		14,325	6,394	7,931
34	2,627	1,205	1,422		13,543	6,044	7,499
35	2,493	1,143	1,350		12,834	5,719	7,115
36	2,377	1,084	1,292		12,229	5,435	6,794
37	2,281	1,038	1,243		11,724	5,195	6,529
38	2,191	995	1,196		11,272	4,984	6,288
39	2,107	958	1,149		10,829	4,784	6,045
40	2,019	920	1,099		10,370	4,580	5,790
41	1,920	877	1,043		9,868	4,361	5,507
42	1,823	834	989		9,351	4,136	5,215
43	1,730	796	934		8,842	3,916	4,926
44	1,651	762	889		8,375	3,712	4,663
45	1,580	734	845		7,959	3,541	4,418
46	1,518	711	807		7,609	3,402	4,207
47	1,464	692	772		7,312	3,284	4,028
48	1,406	666	740		7,026	3,159	3,867
49	1,351	641	709		6,748	3,032	3,716
50	1,290	613	677		6,458	2,898	3,560
51	1,224	583	641		6,162	2,764	3,398
52	1,162	558	605		5,873	2,634	3,239
53	1,104	530	573		5,612	2,512	3,100

54	1,054	509	546		5,375	2,402	2,973
55	1,011	487	524		5,147	2,300	2,847
56	976	471	505		4,915	2,205	2,710
57	939	453	486		4,699	2,115	2,584
58	903	434	469		4,496	2,024	2,472
59	867	416	450		4,309	1,935	2,374
60	827	393	434		4,116	1,842	2,274
61	786	371	414		3,910	1,746	2,164
62	749	352	397		3,720	1,657	2,063
63	713	334	380		3,556	1,575	1,981
64	680	314	367		3,411	1,502	1,909
65	644	296	348		3,249	1,430	1,819
66	607	278	329		3,078	1,364	1,714
67	571	260	311		2,903	1,296	1,607
68	539	245	294		2,737	1,224	1,513
69	511	229	282		2,586	1,149	1,437
70	475	210	265		2,410	1,064	1,346
71	432	189	243		2,211	970	1,241
72	393	169	224		2,020	879	1,141
73	361	153	207		1,859	802	1,057
74	334	139	195		1,722	734	988
75	307	124	182		1,571	667	904
76	286	117	170		1,409	602	807
77	259	103	156		1,252	535	717
78	232	89	143		1,112	471	641
79	211	77	134		987	405	582
80+	1,326	508	819		6,502	2,405	4,097
ALL AGES	214,786	103,553	111,233		1,055,506	500,070	555,436

2010	HHOHHO			MANZINI			SHISELWENI		
POPULATION BY 5 YEAR AGE GROUPS	TOTAL	MALE	FEMALE	TOTAL	MALE	FEMALE	TOTAL	MALE	FEMALE
0-4	38,907	19,918	18,990	40,883	20,727	20,156	26,382	13,424	12,958
5_9	36,282	18,175	18,107	39,360	19,679	19,682	28,228	14,285	13,943
10_14	35,446	17,334	18,113	39,588	19,153	20,435	28,235	13,963	14,272
15-19	33,773	16,321	17,453	38,781	18,324	20,457	26,602	13,000	13,602
20-24	30,704	14,682	16,021	36,322	16,741	19,581	21,680	10,282	11,398

25-29	26,713	12,573	14,140		32,544	14,603	17,941		16,908	7,502	9,405
30-34	21,859	10,121	11,737		26,358	11,703	14,654		13,133	5,513	7,620
35-39	17,135	7,852	9,283		20,444	9,135	11,309		9,860	3,912	5,948
40-44	13,761	6,286	7,474		15,925	7,129	8,797		7,978	3,102	4,876
45-49	10,741	4,931	5,810		12,046	5,430	6,616		6,548	2,612	3,936
50-54	8,605	3,930	4,675		9,540	4,255	5,285		5,501	2,233	3,268
55-59	6,805	3,087	3,718		7,363	3,266	4,096		4,704	1,965	2,739
60-64	5,244	2,388	2,856		5,727	2,517	3,210		3,987	1,653	2,334
65-69	3,990	1,838	2,153		4,370	1,912	2,457		3,320	1,405	1,915
70-74	2,733	1,207	1,526		3,041	1,345	1,696		2,454	1,036	1,418
75-79	1,592	694	899		1,838	819	1,019		1,606	658	948
80+	1,529	568	961		1,784	633	1,151		1,863	696	1,167
All Ages	295,819	141,904	153,915		335,913	157,372	178,541		208,988	97,241	111,747

2010	LUBOMBO			SWAZILAND		
POPULATION BY 5 YEAR AGE GROUPS	TOTAL	MALE	FEMALE	TOTAL	MALE	FEMALE
0-4	29,730	14,941	14,790	135,902	69,009	66,893
5_9	28,516	14,303	14,213	132,386	66,442	65,944
10_14	27,289	13,427	13,862	130,559	63,877	66,682
15-19	25,433	12,407	13,026	124,589	60,052	64,537
20-24	21,682	10,456	11,225	110,387	52,162	58,225
25-29	17,871	8,417	9,453	94,036	43,096	50,940
30-34	14,582	6,746	7,836	75,932	34,084	41,848
35-39	11,449	5,219	6,230	58,888	26,117	32,771
40-44	9,142	4,188	4,954	46,806	20,705	26,101
45-49	7,319	3,445	3,874	36,654	16,418	20,236
50-54	5,834	2,793	3,042	29,480	13,210	16,270
55-59	4,694	2,260	2,434	23,566	10,579	12,987
60-64	3,755	1,764	1,991	18,713	8,322	10,391
65-69	2,873	1,308	1,565	14,553	6,463	8,090
70-74	1,995	861	1,134	10,222	4,449	5,773
75-79	1,295	510	785	6,331	2,680	3,651

80+	1,326	508	819		6,502	2,405	4,097
All Ages	214,786	103,553	111,233		1,055,506	500,070	555,436

2011	HHOHHO			MANZINI			SHISELWENI		
AGE	TOTAL	MALE	FEMALE	TOTAL	MALE	FEMALE	TOTAL	MALE	FEMALE
0	9,032	4,602	4,430	9,489	4,815	4,674	5,591	2,838	2,752
1	8,437	4,333	4,104	8,876	4,512	4,365	5,342	2,720	2,622
2	8,139	4,193	3,946	8,494	4,329	4,164	5,214	2,663	2,551
3	7,968	4,114	3,854	8,229	4,203	4,026	5,152	2,635	2,516
4	6,549	3,356	3,193	6,992	3,505	3,487	4,838	2,443	2,395
5	7,085	3,607	3,478	7,575	3,843	3,731	5,382	2,756	2,627
6	7,261	3,676	3,585	7,808	3,958	3,850	5,606	2,870	2,736
7	7,292	3,671	3,621	7,882	3,974	3,908	5,670	2,891	2,779
8	7,257	3,637	3,620	7,873	3,943	3,930	5,657	2,866	2,791
9	7,206	3,591	3,614	7,845	3,897	3,948	5,620	2,829	2,791
10	7,149	3,546	3,603	7,832	3,860	3,972	5,590	2,797	2,794
11	7,107	3,507	3,600	7,847	3,838	4,009	5,593	2,786	2,807
12	7,080	3,477	3,602	7,886	3,836	4,050	5,612	2,787	2,825
13	7,057	3,449	3,608	7,925	3,833	4,092	5,641	2,795	2,846
14	7,032	3,419	3,612	7,951	3,823	4,128	5,657	2,793	2,865
15	6,997	3,395	3,602	7,953	3,802	4,150	5,624	2,770	2,854
16	6,931	3,357	3,575	7,929	3,773	4,156	5,533	2,721	2,812
17	6,839	3,312	3,527	7,869	3,726	4,143	5,405	2,656	2,749
18	6,723	3,258	3,465	7,774	3,665	4,109	5,251	2,577	2,673
19	6,599			7,666			5,101		

		3,198	3,402			3,603	4,063			2,500	2,601
20	6,476	3,131	3,345		7,563	3,540	4,022		4,924	2,400	2,524
21	6,356	3,064	3,292		7,472	3,478	3,994		4,677	2,260	2,417
22	6,233	2,996	3,237		7,392	3,416	3,976		4,419	2,114	2,305
23	6,116	2,927	3,189		7,307	3,353	3,954		4,145	1,962	2,183
24	5,982	2,854	3,128		7,206	3,285	3,922		3,912	1,830	2,082
25	5,823	2,766	3,056		7,061	3,198	3,863		3,717	1,717	2,000
26	5,637	2,663	2,974		6,886	3,097	3,789		3,519	1,588	1,931
27	5,450	2,567	2,883		6,697	2,992	3,705		3,352	1,484	1,868
28	5,260	2,468	2,792		6,492	2,888	3,604		3,198	1,386	1,813
29	5,087	2,383	2,704		6,314	2,799	3,515		3,066	1,312	1,754
30	4,925	2,299	2,626		6,085	2,688	3,397		2,949	1,251	1,698
31	4,727	2,190	2,537		5,796	2,551	3,245		2,829	1,189	1,640
32	4,517	2,080	2,437		5,490	2,410	3,080		2,680	1,114	1,567
33	4,296	1,964	2,332		5,165	2,263	2,902		2,516	1,032	1,484
34	4,076	1,859	2,216		4,871	2,135	2,735		2,340	947	1,393
35	3,859	1,760	2,099		4,618	2,032	2,586		2,177	870	1,307
36	3,653	1,663	1,990		4,370	1,928	2,442		2,054	806	1,248
37	3,477	1,577	1,900		4,162	1,840	2,321		1,960	762	1,198
38	3,327	1,505	1,822		3,978	1,759	2,219		1,895	729	1,165
39	3,197	1,442	1,754		3,821	1,689	2,132		1,826	697	1,129
40	3,081	1,389	1,691		3,659	1,616	2,042		1,758	669	1,089
41	2,960	1,337	1,623		3,493	1,540	1,952		1,686	640	1,047
42	2,834	1,280	1,554		3,298	1,455	1,843		1,610	611	999
43	2,696	1,221	1,476		3,102	1,369	1,733		1,533	579	954

44	2,556	1,156	1,400		2,906	1,287	1,620		1,465	554	911
45	2,421	1,096	1,325		2,726	1,208	1,518		1,404	535	869
46	2,290	1,041	1,249		2,572	1,144	1,427		1,355	524	831
47	2,181	994	1,187		2,444	1,089	1,355		1,310	514	796
48	2,086	953	1,133		2,341	1,043	1,298		1,272	505	767
49	2,003	917	1,086		2,242	997	1,244		1,231	490	740
50	1,917	877	1,040		2,146	953	1,193		1,186	474	712
51	1,833	836	997		2,046	908	1,138		1,138	454	684
52	1,749	796	952		1,950	863	1,087		1,096	440	656
53	1,670	758	912		1,851	816	1,035		1,053	423	630
54	1,592	721	871		1,762	773	989		1,023	413	610
55	1,518	686	832		1,670	730	940		992	404	588
56	1,447	655	792		1,579	692	887		965	398	567
57	1,376	623	753		1,490	655	835		937	392	545
58	1,309	593	716		1,413	627	787		905	381	525
59	1,250	567	683		1,340	594	746		876	369	507
60	1,186	538	648		1,271	563	708		846	355	491
61	1,119	510	609		1,207	535	672		813	340	473
62	1,053	482	571		1,142	505	637		786	326	460
63	991	455	536		1,084	476	607		760	315	445
64	938	431	507		1,036	452	584		738	303	435
65	890	410	479		992	432	560		717	298	419
66	846	393	453		936	409	527		690	292	398
67	799	374	425		883	388	494		661	284	377
68	756	358	399		823	365	458		632	275	357

69	714	338	377		768	343	426		603	263	339
70	663	309	354		716	321	395		570	248	322
71	604	277	328		663	299	364		528	230	298
72	550	249	301		613	277	335		488	211	277
73	495	219	277		564	255	308		451	196	255
74	453	198	255		517	232	285		419	181	238
75	409	179	230		476	215	261		388	167	221
76	365	162	202		424	194	230		353	152	202
77	321	146	175		373	172	201		319	137	182
78	281	128	153		329	156	174		287	121	166
79	247	112	134		289	137	152		259	110	150
80+	1,513	592	921		1,765	664	1,101		1,850	722	1,127
ALL AGES	300,174	144,217	155,958		341,339	159,830	181,510		209,183	97,436	111,746

2011	LUBOMBO			SWAZILAND		
AGE						
0	6,928	3,475	3,452	31,039	15,731	15,308
1	6,445	3,228	3,217	29,100	14,792	14,308
2	6,227	3,130	3,097	28,073	14,315	13,758
3	6,142	3,098	3,044	27,491	14,050	13,441
4	4,738	2,368	2,370	23,117	11,672	11,445
5	5,493	2,789	2,705	25,535	12,995	12,540
6	5,750	2,913	2,837	26,425	13,417	13,008
7	5,789	2,921	2,868	26,633	13,458	13,175
8	5,726	2,871	2,855	26,512	13,316	13,196
9	5,628	2,806	2,822	26,298	13,123	13,175
10	5,536	2,747	2,790	26,108	12,950	13,158
11	5,480	2,711	2,769	26,027	12,842	13,185
12	5,461	2,694	2,767	26,039	12,794	13,245

13	5,451	2,687	2,764		26,074	12,764	13,310
14	5,420	2,663	2,757		26,060	12,698	13,362
15	5,366	2,630	2,736		25,940	12,597	13,343
16	5,279	2,584	2,695		25,672	12,435	13,237
17	5,166	2,529	2,637		25,279	12,223	13,056
18	5,034	2,464	2,570		24,782	11,965	12,817
19	4,911	2,401	2,510		24,276	11,701	12,575
20	4,775	2,331	2,445		23,738	11,402	12,336
21	4,600	2,240	2,360		23,105	11,042	12,063
22	4,417	2,144	2,274		22,461	10,670	11,791
23	4,229	2,046	2,183		21,797	10,287	11,510
24	4,060	1,955	2,105		21,160	9,924	11,236
25	3,901	1,866	2,036		20,502	9,547	10,955
26	3,746	1,776	1,970		19,788	9,125	10,663
27	3,597	1,693	1,903		19,096	8,736	10,360
28	3,465	1,621	1,844		18,416	8,363	10,053
29	3,338	1,559	1,779		17,806	8,053	9,753
30	3,228	1,505	1,723		17,188	7,743	9,445
31	3,115	1,442	1,672		16,467	7,373	9,094
32	2,985	1,375	1,610		15,672	6,978	8,694
33	2,848	1,303	1,546		14,825	6,562	8,263
34	2,704	1,231	1,473		13,991	6,173	7,818
35	2,554	1,159	1,395		13,208	5,820	7,388
36	2,421	1,095	1,326		12,498	5,492	7,006
37	2,308	1,038	1,269		11,906	5,218	6,688
38	2,213	993	1,220		11,412	4,986	6,426
39	2,127	953	1,174		10,971	4,782	6,189
40	2,038	914	1,124		10,535	4,588	5,947
41	1,947	874	1,073		10,086	4,391	5,695
42	1,852	834	1,019		9,594	4,180	5,414
43	1,757	793	965		9,089	3,961	5,128
44	1,665	754	911		8,593	3,751	4,842
45	1,593	727	867		8,144	3,566	4,578
46	1,526	704	823		7,743	3,413	4,330
47	1,467	682	785		7,402	3,279	4,123
48	1,413	663	750		7,111	3,164	3,947
49	1,357	638	718		6,832	3,043	3,789
50	1,297	611	686		6,547	2,916	3,631
51	1,235	585	650		6,252	2,783	3,469
52	1,170	554	616		5,964	2,653	3,311
53	1,112	531	580		5,685	2,528	3,157
54	1,053	504	549		5,430	2,410	3,020
55	1,011	486	526		5,192	2,307	2,885
56	971	467	504		4,963	2,212	2,751

57	937	451	486		4,739	2,121	2,618
58	902	434	469		4,530	2,034	2,496
59	867	416	452		4,334	1,946	2,388
60	831	398	432		4,134	1,854	2,280
61	790	375	415		3,929	1,759	2,170
62	753	355	398		3,734	1,668	2,066
63	717	336	381		3,551	1,582	1,969
64	682	318	365		3,394	1,504	1,890
65	647	298	349		3,245	1,438	1,807
66	610	281	329		3,081	1,374	1,707
67	576	264	311		2,919	1,311	1,608
68	540	247	293		2,752	1,245	1,507
69	511	232	278		2,596	1,176	1,420
70	477	215	262		2,426	1,093	1,333
71	437	194	243		2,232	1,000	1,232
72	398	175	223		2,048	912	1,136
73	361	156	205		1,871	826	1,045
74	331	142	189		1,720	753	967
75	308	129	178		1,580	690	890
76	283	117	166		1,425	625	800
77	265	109	155		1,278	565	713
78	239	97	142		1,136	502	634
79	214	83	131		1,009	442	567
80+	1,334	528	805		6,461	2,507	3,954
ALL AGES	217,077	104,703	112,373		1,067,773	506,186	561,587

2011	HHOHHO			MANZINI			SHISELWENI		
POPULATION BY 5 YEAR AGE GROUPS	TOTAL	MALE	FEMALE	TOTAL	MALE	FEMALE	TOTAL	MALE	FEMALE
0-4	40,124	20,598	19,527	42,080	21,363	20,716	26,136	13,299	12,837
5_9	36,101	18,183	17,918	38,983	19,616	19,367	27,934	14,211	13,723
10_14	35,424	17,399	18,025	39,442	19,191	20,251	28,094	13,957	14,137
15-19	34,090	16,520	17,570	39,191	18,569	20,621	26,913	13,224	13,689
20-24	31,163	14,972	16,192	36,941	17,072	19,868	22,075	10,565	11,510
25-29	27,258	12,848	14,410	33,451	14,974	18,477	16,853	7,487	9,366
30-34	22,541	10,393	12,148	27,407	12,047	15,360	13,315	5,533	7,781

35-39	17,512	7,947	9,565		20,948	9,248	11,700		9,912	3,865	6,047
40-44	14,128	6,384	7,744		16,457	7,266	9,191		8,052	3,052	5,000
45-49	10,981	5,001	5,980		12,324	5,481	6,842		6,572	2,569	4,003
50-54	8,761	3,988	4,773		9,754	4,312	5,442		5,496	2,204	3,292
55-59	6,900	3,125	3,775		7,493	3,298	4,194		4,676	1,944	2,732
60-64	5,286	2,415	2,871		5,740	2,531	3,209		3,943	1,639	2,304
65-69	4,005	1,873	2,132		4,401	1,936	2,465		3,303	1,412	1,891
70-74	2,766	1,251	1,514		3,073	1,385	1,688		2,454	1,065	1,389
75-79	1,622	728	894		1,891	874	1,017		1,606	687	920
80+	1,513	592	921		1,765	664	1,101		1,850	722	1,127
All Ages	300,174	144,217	155,958		341,339	159,830	181,510		209,183	97,436	111,746

2011	LUBOMBO			SWAZILAND		
POPULATION BY 5 YEAR AGE GROUPS	TOTAL	MALE	FEMALE	TOTAL	MALE	FEMALE
0-4	30,480	15,300	15,180	138,820	70,560	68,260
5_9	28,385	14,299	14,086	131,403	66,309	65,094
10_14	27,348	13,501	13,848	130,308	64,048	66,260
15-19	25,756	12,608	13,148	125,949	60,921	65,028
20-24	22,082	10,716	11,366	112,261	53,325	58,936
25-29	18,047	8,515	9,531	95,608	43,824	51,784
30-34	14,881	6,856	8,025	78,143	34,829	43,314
35-39	11,623	5,238	6,385	59,995	26,298	33,697
40-44	9,260	4,169	5,091	47,897	20,871	27,026
45-49	7,356	3,414	3,942	37,232	16,465	20,767
50-54	5,867	2,786	3,081	29,878	13,290	16,588
55-59	4,689	2,253	2,436	23,758	10,620	13,138
60-64	3,772	1,782	1,991	18,742	8,367	10,375
65-69	2,884	1,323	1,561	14,593	6,544	8,049
70-74	2,004	883	1,122	10,297	4,584	5,713
75-79	1,308	535	774	6,428	2,824	3,604
80+	1,334	528	805	6,461	2,507	3,954

All Ages	217,077	104,703	112,373		1,067,773	506,186	561,587
----------	---------	---------	---------	--	-----------	---------	---------

2012	HHOHHO			MANZINI			SHISELWENI		
AGE	TOTAL	MALE	FEMALE	TOTAL	MALE	FEMALE	TOTAL	MALE	FEMALE
0	9,171	4,672	4,499	9,669	4,907	4,763	5,553	2,820	2,734
1	8,576	4,404	4,172	9,073	4,611	4,461	5,340	2,718	2,621
2	8,278	4,265	4,013	8,704	4,436	4,268	5,235	2,674	2,562
3	8,069	4,163	3,906	8,414	4,294	4,120	5,165	2,642	2,523
4	7,934	4,099	3,834	8,188	4,184	4,004	5,125	2,624	2,501
5	6,528	3,347	3,181	6,968	3,495	3,473	4,823	2,436	2,386
6	7,064	3,598	3,466	7,550	3,834	3,716	5,366	2,749	2,617
7	7,239	3,666	3,573	7,784	3,949	3,835	5,588	2,862	2,726
8	7,270	3,662	3,608	7,856	3,964	3,892	5,652	2,884	2,768
9	7,234	3,627	3,608	7,846	3,933	3,914	5,640	2,859	2,781
10	7,177	3,578	3,600	7,829	3,891	3,939	5,603	2,823	2,780
11	7,115	3,529	3,586	7,826	3,856	3,970	5,574	2,792	2,782
12	7,073	3,489	3,584	7,842	3,835	4,008	5,577	2,781	2,796
13	7,047	3,461	3,587	7,880	3,832	4,048	5,595	2,782	2,813
14	7,022	3,431	3,591	7,920	3,829	4,091	5,626	2,792	2,835
15	6,995	3,405	3,590	7,950	3,820	4,130	5,615	2,779	2,836
16	6,956	3,382	3,574	7,953	3,798	4,156	5,554	2,746	2,808
17	6,889	3,343	3,546	7,931	3,770	4,161	5,465	2,697	2,768
18	6,798	3,300	3,498	7,869	3,721	4,148	5,338	2,633	2,704
19	6,682	3,245	3,437	7,776	3,662	4,114	5,183	2,553	2,630

20	6,561	3,185	3,376		7,681	3,602	4,079		4,984	2,448	2,536
21	6,441	3,118	3,322		7,589	3,541	4,049		4,758	2,319	2,439
22	6,322	3,052	3,270		7,500	3,479	4,022		4,512	2,181	2,332
23	6,198	2,983	3,215		7,418	3,416	4,002		4,259	2,037	2,222
24	6,081	2,914	3,167		7,335	3,354	3,981		3,987	1,886	2,101
25	5,927	2,828	3,098		7,215	3,271	3,943		3,747	1,741	2,006
26	5,751	2,728	3,022		7,052	3,173	3,879		3,543	1,614	1,929
27	5,565	2,625	2,939		6,878	3,072	3,806		3,350	1,489	1,861
28	5,380	2,530	2,850		6,691	2,968	3,723		3,187	1,389	1,799
29	5,193	2,432	2,760		6,489	2,865	3,623		3,036	1,293	1,743
30	5,012	2,336	2,675		6,265	2,752	3,512		2,921	1,226	1,694
31	4,843	2,241	2,602		5,992	2,618	3,375		2,818	1,171	1,647
32	4,647	2,134	2,513		5,709	2,485	3,224		2,702	1,113	1,589
33	4,441	2,026	2,415		5,408	2,347	3,060		2,559	1,041	1,518
34	4,222	1,914	2,309		5,086	2,203	2,882		2,401	963	1,438
35	3,995	1,803	2,192		4,783	2,074	2,709		2,243	886	1,357
36	3,770	1,699	2,071		4,520	1,968	2,552		2,097	815	1,282
37	3,567	1,605	1,963		4,275	1,866	2,410		1,977	755	1,223
38	3,395	1,521	1,874		4,072	1,781	2,291		1,887	714	1,173
39	3,249	1,452	1,797		3,890	1,701	2,189		1,825	683	1,142
40	3,126	1,394	1,732		3,732	1,630	2,102		1,760	654	1,106
41	3,017	1,347	1,670		3,569	1,556	2,013		1,696	628	1,068
42	2,898	1,295	1,604		3,406	1,482	1,924		1,628	602	1,026
43	2,776	1,241	1,535		3,215	1,399	1,816		1,552	573	979
44	2,639	1,182	1,457		3,023	1,316	1,707		1,481	545	936

45	2,500	1,122	1,379		2,834	1,239	1,595		1,418	526	892
46	2,362	1,063	1,299		2,660	1,164	1,496		1,364	514	850
47	2,235	1,010	1,225		2,507	1,101	1,406		1,316	504	812
48	2,129	964	1,166		2,383	1,048	1,335		1,273	494	778
49	2,035	925	1,110		2,283	1,004	1,279		1,235	486	750
50	1,951	888	1,063		2,183	959	1,224		1,192	470	721
51	1,864	848	1,016		2,090	917	1,173		1,144	454	690
52	1,783	808	974		1,993	874	1,119		1,097	433	664
53	1,701	770	931		1,897	829	1,068		1,056	420	636
54	1,623	732	890		1,803	784	1,019		1,015	405	610
55	1,544	696	848		1,707	742	965		985	396	589
56	1,467	662	805		1,611	700	910		957	391	566
57	1,401	633	768		1,523	664	859		930	384	546
58	1,330	602	728		1,438	629	808		902	378	525
59	1,265	572	694		1,363	601	762		872	367	506
60	1,200	545	655		1,285	568	717		843	355	487
61	1,128	514	614		1,214	537	677		810	339	471
62	1,066	489	577		1,152	509	643		778	325	453
63	1,002	461	541		1,090	481	609		753	312	441
64	942	435	507		1,034	455	580		728	302	427
65	892	415	477		984	431	554		703	291	412
66	845	397	448		937	413	524		683	290	394
67	803	379	423		885	390	494		658	284	374
68	759	362	397		834	370	464		629	275	354
69	719	346	373		779	349	430		602	267	335

70	669	320	349		721	326	395		567	253	314
71	611	287	324		669	305	364		529	236	293
72	557	257	300		619	284	335		490	218	272
73	506	231	276		572	264	308		453	201	252
74	457	203	253		526	243	283		418	186	232
75	412	184	228		478	221	257		384	170	214
76	366	166	200		432	204	229		352	157	195
77	327	151	176		385	183	201		321	142	179
78	288	136	152		340	163	177		288	128	160
79	252	119	133		299	147	152		261	114	147
80+	1,509	624	885		1,762	707	1,055		1,840	752	1,088
ALL AGES	304,634	146,570	158,064		346,896	162,345	184,551		209,378	97,631	111,746

2012	LUBOMBO			SWAZILAND			
AGE							
0	6,999	3,512	3,487		31,392	15,910	15,482
1	6,514	3,262	3,252		29,502	14,996	14,506
2	6,298	3,165	3,132		28,515	14,540	13,975
3	6,154	3,099	3,055		27,802	14,199	13,603
4	6,103	3,082	3,021		27,349	13,989	13,360
5	4,720	2,360	2,360		23,039	11,639	11,400
6	5,476	2,780	2,697		25,457	12,961	12,496
7	5,732	2,904	2,829		26,343	13,381	12,962
8	5,773	2,913	2,860		26,552	13,423	13,129
9	5,708	2,861	2,847		26,429	13,280	13,149
10	5,609	2,797	2,812		26,219	13,088	13,131
11	5,517	2,739	2,778		26,033	12,916	13,117
12	5,461	2,703	2,758		25,953	12,808	13,145
13	5,443	2,686	2,756		25,965	12,761	13,204
14	5,431	2,679	2,752		25,999	12,730	13,269

15	5,386	2,650	2,736		25,945	12,653	13,292
16	5,317	2,612	2,704		25,780	12,538	13,242
17	5,230	2,567	2,663		25,515	12,377	13,138
18	5,117	2,511	2,606		25,122	12,166	12,956
19	4,987	2,447	2,539		24,628	11,908	12,720
20	4,838	2,371	2,467		24,064	11,606	12,458
21	4,680	2,291	2,389		23,468	11,269	12,199
22	4,504	2,200	2,305		22,839	10,911	11,928
23	4,324	2,105	2,220		22,199	10,541	11,658
24	4,139	2,007	2,131		21,542	10,161	11,381
25	3,960	1,907	2,053		20,849	9,748	11,101
26	3,796	1,810	1,986		20,141	9,325	10,816
27	3,643	1,723	1,921		19,436	8,909	10,527
28	3,496	1,641	1,855		18,755	8,528	10,227
29	3,366	1,570	1,796		18,084	8,161	9,923
30	3,249	1,508	1,741		17,446	7,823	9,623
31	3,149	1,455	1,694		16,802	7,485	9,317
32	3,037	1,394	1,643		16,095	7,126	8,969
33	2,910	1,329	1,581		15,318	6,743	8,575
34	2,776	1,258	1,518		14,485	6,338	8,147
35	2,631	1,184	1,447		13,652	5,947	7,705
36	2,480	1,110	1,370		12,867	5,592	7,275
37	2,352	1,049	1,303		12,172	5,274	6,898
38	2,241	994	1,247		11,595	5,010	6,585
39	2,148	950	1,198		11,112	4,786	6,326
40	2,059	909	1,150		10,677	4,587	6,090
41	1,967	869	1,098		10,249	4,400	5,849
42	1,878	830	1,048		9,811	4,209	5,602
43	1,787	793	994		9,330	4,006	5,324
44	1,694	752	941		8,837	3,795	5,042
45	1,607	719	888		8,359	3,605	4,754
46	1,540	697	843		7,926	3,438	4,488
47	1,475	675	800		7,533	3,290	4,243
48	1,416	654	762		7,201	3,160	4,041
49	1,363	635	729		6,917	3,049	3,868
50	1,304	610	694		6,630	2,927	3,703
51	1,242	582	659		6,340	2,801	3,539
52	1,181	557	624		6,054	2,672	3,382
53	1,119	528	591		5,773	2,546	3,227
54	1,062	506	556		5,503	2,427	3,076
55	1,010	481	529		5,246	2,315	2,931
56	972	466	507		5,007	2,219	2,788
57	932	447	485		4,786	2,128	2,658
58	900	432	468		4,570	2,041	2,529

59	868	416	452		4,369	1,956	2,413
60	831	397	434		4,158	1,865	2,293
61	794	379	414		3,946	1,770	2,176
62	757	358	399		3,753	1,681	2,072
63	720	339	381		3,565	1,593	1,972
64	685	319	366		3,390	1,511	1,879
65	650	303	347		3,229	1,440	1,789
66	612	283	330		3,078	1,382	1,696
67	578	267	311		2,923	1,321	1,602
68	546	252	294		2,768	1,259	1,509
69	511	235	277		2,611	1,197	1,414
70	477	218	259		2,435	1,118	1,317
71	439	199	240		2,249	1,028	1,221
72	401	180	222		2,067	939	1,128
73	366	162	204		1,898	858	1,040
74	332	144	188		1,733	776	957
75	305	132	173		1,578	707	871
76	284	121	163		1,435	648	787
77	261	110	152		1,294	586	708
78	244	103	141		1,161	530	631
79	221	91	130		1,032	471	561
80+	1,345	552	792		6,456	2,635	3,821
ALL AGES	219,429	105,885	113,544		1,080,337	512,432	567,905

2012	HHOHHO			MANZINI			SHISELWENI		
POPULATION BY 5 YEAR AGE GROUPS	TOTAL	MALE	FEMALE	TOTAL	MALE	FEMALE	TOTAL	MALE	FEMALE
0-4	42,027	21,604	20,423	44,048	22,432	21,616	26,417	13,477	12,940
5_9	35,336	17,901	17,435	38,004	19,175	18,830	27,070	13,791	13,279
10_14	35,434	17,487	17,947	39,298	19,242	20,056	27,976	13,970	14,006
15-19	34,320	16,675	17,645	39,479	18,771	20,708	27,155	13,408	13,746
20-24	31,603	15,252	16,351	37,524	17,392	20,133	22,500	10,871	11,629
25-29	27,815	13,144	14,671	34,324	15,349	18,975	16,864	7,526	9,338

30-34	23,166	10,652	12,514		28,459	12,405	16,054		13,401	5,515	7,886
35-39	17,976	8,079	9,897		21,540	9,389	12,151		10,029	3,853	6,177
40-44	14,457	6,458	7,998		16,947	7,384	9,562		8,117	3,001	5,116
45-49	11,262	5,083	6,179		12,667	5,556	7,110		6,606	2,523	4,083
50-54	8,922	4,046	4,876		9,966	4,363	5,603		5,503	2,181	3,322
55-59	7,007	3,165	3,842		7,642	3,336	4,305		4,647	1,916	2,731
60-64	5,338	2,445	2,894		5,776	2,550	3,225		3,912	1,633	2,279
65-69	4,016	1,899	2,117		4,419	1,953	2,466		3,277	1,408	1,869
70-74	2,801	1,299	1,502		3,107	1,422	1,685		2,458	1,095	1,363
75-79	1,646	756	889		1,934	918	1,015		1,606	712	894
80+	1,509	624	885		1,762	707	1,055		1,840	752	1,088
All Ages	304,634	146,570	158,064		346,896	162,345	184,551		209,378	97,631	111,746

2012	LUBOMBO			SWAZILAND		
POPULATION BY 5 YEAR AGE GROUPS	TOTAL	MALE	FEMALE	TOTAL	MALE	FEMALE
0-4	32,067	16,120	15,946	144,560	73,634	70,926
5_9	27,410	13,818	13,592	127,820	64,684	63,136
10_14	27,461	13,604	13,857	130,169	64,303	65,866
15-19	26,036	12,788	13,248	126,990	61,642	65,348
20-24	22,485	10,973	11,512	114,112	54,488	59,624
25-29	18,262	8,652	9,610	97,265	44,671	52,594
30-34	15,120	6,943	8,177	80,146	35,515	44,631
35-39	11,852	5,287	6,565	61,398	26,609	34,789
40-44	9,384	4,153	5,231	48,904	20,997	27,907
45-49	7,401	3,379	4,022	37,936	16,542	21,394

50-54	5,908	2,783	3,126		30,300	13,373	16,927
55-59	4,683	2,242	2,441		23,978	10,659	13,319
60-64	3,786	1,793	1,994		18,812	8,420	10,392
65-69	2,897	1,339	1,558		14,609	6,599	8,010
70-74	2,016	903	1,113		10,382	4,719	5,663
75-79	1,315	556	759		6,500	2,942	3,558
80+	1,345	552	792		6,456	2,635	3,821
All Ages	219,429	105,885	113,544		1,080,337	512,432	567,905

2013	HHOHHO			MANZINI			SHISELWENI		
AGE	TOTAL	MALE	FEMALE	TOTAL	MALE	FEMALE	TOTAL	MALE	FEMALE
0	9,296	4,736	4,560	9,834	4,990	4,844	5,515	2,800	2,715
1	8,712	4,473	4,239	9,247	4,701	4,547	5,306	2,702	2,604
2	8,417	4,337	4,080	8,899	4,535	4,365	5,234	2,672	2,561
3	8,206	4,234	3,972	8,621	4,399	4,222	5,186	2,653	2,533
4	8,033	4,148	3,885	8,375	4,276	4,098	5,139	2,631	2,508
5	7,911	4,090	3,821	8,160	4,172	3,988	5,108	2,617	2,491
6	6,509	3,339	3,170	6,946	3,487	3,458	4,807	2,430	2,377
7	7,043	3,589	3,454	7,526	3,824	3,702	5,350	2,743	2,608
8	7,216	3,656	3,560	7,758	3,939	3,819	5,572	2,856	2,716
9	7,248	3,652	3,596	7,831	3,954	3,877	5,634	2,876	2,758
10	7,206	3,613	3,593	7,831	3,926	3,905	5,623	2,854	2,770
11	7,143	3,560	3,583	7,824	3,887	3,937	5,589	2,819	2,770
12	7,081			7,821			5,557		

		3,512	3,570			3,852	3,970			2,787	2,770
13	7,040	3,471	3,568		7,836	3,831	4,005		5,562	2,778	2,785
14	7,014	3,444	3,570		7,875	3,828	4,047		5,580	2,777	2,802
15	6,984	3,415	3,569		7,918	3,825	4,093		5,583	2,778	2,806
16	6,953	3,391	3,562		7,951	3,816	4,135		5,547	2,755	2,792
17	6,915	3,370	3,545		7,955	3,794	4,161		5,486	2,722	2,764
18	6,848	3,330	3,518		7,932	3,766	4,166		5,397	2,673	2,724
19	6,758	3,287	3,470		7,871	3,718	4,153		5,272	2,611	2,661
20	6,645	3,232	3,412		7,791	3,661	4,130		5,066	2,500	2,565
21	6,526	3,173	3,352		7,709	3,603	4,106		4,819	2,367	2,451
22	6,406	3,106	3,300		7,616	3,541	4,075		4,594	2,240	2,354
23	6,288	3,039	3,249		7,527	3,479	4,048		4,352	2,104	2,248
24	6,163	2,971	3,193		7,446	3,417	4,029		4,100	1,961	2,140
25	6,026	2,888	3,138		7,344	3,341	4,004		3,822	1,797	2,025
26	5,853	2,789	3,064		7,205	3,245	3,959		3,574	1,639	1,935
27	5,678	2,689	2,989		7,042	3,146	3,896		3,374	1,515	1,859
28	5,494	2,589	2,905		6,872	3,048	3,824		3,186	1,394	1,792
29	5,312	2,493	2,819		6,686	2,944	3,741		3,027	1,296	1,731
30	5,116	2,384	2,731		6,437	2,817	3,620		2,892	1,209	1,683
31	4,928	2,278	2,650		6,171	2,682	3,489		2,791	1,148	1,643
32	4,763	2,184	2,579		5,902	2,550	3,353		2,694	1,097	1,597
33	4,569	2,080	2,489		5,625	2,421	3,204		2,580	1,040	1,540
34	4,366	1,974	2,392		5,326	2,286	3,040		2,444	973	1,471
35	4,140	1,857	2,283		4,995	2,140	2,855		2,303	901	1,402
36	3,906	1,742	2,164		4,683	2,009	2,674		2,162	831	1,331

37	3,684	1,640	2,043		4,425	1,906	2,519		2,020	764	1,256
38	3,484	1,548	1,936		4,184	1,805	2,379		1,905	707	1,197
39	3,317	1,467	1,850		3,983	1,723	2,260		1,818	669	1,150
40	3,178	1,404	1,774		3,802	1,642	2,160		1,761	641	1,120
41	3,061	1,351	1,710		3,641	1,570	2,072		1,701	615	1,086
42	2,955	1,304	1,650		3,481	1,498	1,983		1,637	589	1,047
43	2,839	1,255	1,584		3,323	1,426	1,897		1,572	565	1,006
44	2,720	1,203	1,517		3,134	1,346	1,788		1,499	538	961
45	2,580	1,146	1,435		2,949	1,267	1,682		1,435	517	918
46	2,441	1,088	1,353		2,764	1,193	1,571		1,378	506	873
47	2,306	1,031	1,275		2,595	1,122	1,474		1,325	494	831
48	2,181	979	1,202		2,446	1,061	1,385		1,280	485	795
49	2,079	936	1,143		2,324	1,009	1,314		1,237	475	762
50	1,983	896	1,087		2,226	966	1,259		1,196	466	730
51	1,898	859	1,039		2,126	922	1,204		1,149	450	700
52	1,814	820	994		2,036	882	1,154		1,102	433	670
53	1,734	781	953		1,941	840	1,100		1,058	414	643
54	1,654	744	910		1,847	796	1,051		1,019	401	618
55	1,574	708	866		1,747	752	995		978	388	590
56	1,493	671	821		1,646	712	934		949	382	567
57	1,419	640	779		1,555	673	882		922	377	545
58	1,355	611	744		1,469	637	832		897	371	526
59	1,285	580	705		1,386	604	782		870	365	505
60	1,214	550	664		1,308	575	734		839	353	486
61	1,143	522	621		1,227	541	686		806	339	467

62	1,075	493	582		1,159	513	646		776	325	451
63	1,015	468	547		1,099	485	614		745	311	435
64	954	441	512		1,042	459	582		720	298	422
65	895	419	476		982	433	549		697	291	406
66	847	401	446		931	412	519		669	283	387
67	803	384	419		886	394	492		651	281	370
68	762	367	395		836	372	464		627	276	351
69	721	350	371		789	353	435		600	268	333
70	673	329	345		732	333	399		567	257	310
71	617	298	319		674	311	363		527	241	287
72	564	268	297		625	290	335		492	224	268
73	513	239	275		577	270	307		455	208	247
74	467	215	252		535	251	284		421	191	230
75	415	188	227		486	231	255		385	176	208
76	371	172	199		435	209	225		348	160	188
77	328	154	174		394	193	201		320	147	173
78	294	141	154		350	174	176		291	133	158
79	259	125	133		309	154	155		262	121	142
80+	1,514	659	855		1,771	753	1,018		1,836	783	1,052
ALL AGES	309,184	148,958	160,226		352,568	164,912	187,656		209,568	97,823	111,745

2013	LUBOMBO				SWAZILAND		
AGE							
0	7,063	3,544	3,519		31,708	16,070	15,638

1	6,584	3,298	3,286		29,849	15,173	14,676
2	6,365	3,199	3,166		28,915	14,743	14,172
3	6,225	3,135	3,090		28,239	14,422	13,817
4	6,114	3,083	3,031		27,660	14,138	13,522
5	6,079	3,071	3,008		27,258	13,950	13,308
6	4,706	2,352	2,354		22,968	11,608	11,360
7	5,460	2,771	2,689		25,380	12,927	12,453
8	5,715	2,895	2,820		26,262	13,346	12,916
9	5,757	2,904	2,852		26,470	13,387	13,083
10	5,689	2,853	2,837		26,350	13,245	13,105
11	5,590	2,788	2,802		26,146	13,054	13,092
12	5,498	2,732	2,766		25,958	12,882	13,076
13	5,443	2,696	2,747		25,881	12,776	13,105
14	5,423	2,678	2,745		25,892	12,728	13,164
15	5,397	2,666	2,731		25,883	12,684	13,199
16	5,336	2,633	2,704		25,788	12,595	13,193
17	5,267	2,595	2,672		25,623	12,480	13,143
18	5,182	2,550	2,632		25,360	12,320	13,040
19	5,069	2,494	2,575		24,969	12,110	12,859
20	4,914	2,418	2,495		24,415	11,812	12,603
21	4,742	2,330	2,412		23,795	11,473	12,322
22	4,586	2,251	2,334		23,202	11,138	12,064
23	4,411	2,160	2,251		22,578	10,782	11,796
24	4,233	2,066	2,167		21,943	10,415	11,528
25	4,038	1,959	2,080		21,230	9,984	11,246
26	3,855	1,851	2,004		20,486	9,524	10,962
27	3,693	1,757	1,936		19,787	9,107	10,680
28	3,543	1,670	1,873		19,094	8,700	10,394
29	3,397	1,591	1,806		18,422	8,325	10,097
30	3,277	1,520	1,757		17,722	7,930	9,792
31	3,170	1,459	1,711		17,060	7,566	9,494
32	3,070	1,406	1,664		16,429	7,237	9,192
33	2,961	1,346	1,614		15,735	6,888	8,847
34	2,838	1,284	1,554		14,973	6,516	8,457
35	2,702	1,210	1,492		14,139	6,108	8,031
36	2,556	1,135	1,421		13,307	5,717	7,590
37	2,409	1,063	1,346		12,537	5,373	7,164
38	2,285	1,005	1,280		11,857	5,065	6,792
39	2,177	952	1,224		11,295	4,811	6,484
40	2,079	906	1,173		10,820	4,593	6,227
41	1,987	864	1,123		10,390	4,400	5,990
42	1,900	827	1,073		9,973	4,219	5,754
43	1,812	789	1,023		9,545	4,035	5,510
44	1,723	753	970		9,076	3,840	5,236

45	1,635	718	918		8,599	3,647	4,952
46	1,554	690	865		8,138	3,477	4,661
47	1,488	668	819		7,714	3,315	4,399
48	1,425	647	779		7,332	3,172	4,160
49	1,367	626	741		7,006	3,046	3,960
50	1,311	606	705		6,715	2,934	3,781
51	1,248	580	667		6,421	2,811	3,610
52	1,188	555	633		6,140	2,690	3,450
53	1,130	530	600		5,863	2,566	3,297
54	1,069	503	567		5,589	2,444	3,145
55	1,019	483	535		5,318	2,332	2,986
56	971	461	510		5,059	2,227	2,832
57	935	447	488		4,831	2,136	2,695
58	895	428	467		4,616	2,047	2,569
59	865	414	451		4,406	1,963	2,443
60	832	397	434		4,193	1,875	2,318
61	795	379	416		3,971	1,781	2,190
62	760	362	397		3,769	1,692	2,077
63	724	342	382		3,584	1,606	1,978
64	688	322	366		3,404	1,521	1,883
65	652	304	348		3,226	1,447	1,779
66	616	288	327		3,063	1,384	1,679
67	581	269	312		2,921	1,329	1,592
68	547	254	293		2,772	1,269	1,503
69	517	239	278		2,627	1,210	1,417
70	478	220	258		2,451	1,139	1,312
71	439	201	238		2,257	1,051	1,206
72	405	185	220		2,086	967	1,119
73	368	165	203		1,914	882	1,032
74	337	150	187		1,760	807	953
75	306	134	172		1,591	729	862
76	281	123	158		1,435	664	771
77	262	114	148		1,304	608	696
78	241	102	139		1,176	550	626
79	226	97	129		1,056	497	559
80+	1,362	581	780		6,482	2,777	3,705
ALL AGES	221,837	107,095	114,743		1,093,158	518,788	574,370

2013	HHOHHO			MANZINI			SHISELWENI		
POPULATION BY 5 YEAR AGE GROUPS	TOTAL	MALE	FEMALE	TOTAL	MALE	FEMALE	TOTAL	MALE	FEMALE

0-4	42,663	21,928	20,735		44,977	22,901	22,076		26,379	13,458	12,921
5_9	35,928	18,326	17,602		38,221	19,377	18,844		26,472	13,522	12,950
10_14	35,484	17,600	17,885		39,188	19,324	19,864		27,912	14,015	13,897
15-19	34,458	16,794	17,664		39,628	18,919	20,709		27,285	13,539	13,746
20-24	32,028	15,521	16,506		38,089	17,701	20,388		22,931	11,172	11,759
25-29	28,362	13,448	14,915		35,149	15,725	19,424		16,982	7,641	9,342
30-34	23,742	10,900	12,841		29,461	12,755	16,706		13,401	5,467	7,934
35-39	18,529	8,253	10,276		22,270	9,584	12,686		10,208	3,872	6,336
40-44	14,751	6,517	8,235		17,382	7,482	9,900		8,169	2,949	5,220
45-49	11,588	5,180	6,407		13,078	5,651	7,426		6,655	2,477	4,177
50-54	9,082	4,100	4,982		10,175	4,408	5,768		5,524	2,164	3,361
55-59	7,125	3,210	3,915		7,804	3,378	4,426		4,616	1,884	2,732
60-64	5,400	2,474	2,926		5,836	2,573	3,262		3,886	1,625	2,261
65-69	4,028	1,920	2,107		4,424	1,965	2,459		3,244	1,399	1,846
70-74	2,835	1,348	1,487		3,143	1,455	1,688		2,463	1,121	1,342
75-79	1,667	780	887		1,974	962	1,012		1,605	736	869
80+	1,514	659	855		1,771	753	1,018		1,836	783	1,052
All Ages	309,184	148,958	160,226		352,568	164,912	187,656		209,568	97,823	111,745

2013	LUBOMBO			SWAZILAND		
POPULATION BY 5 YEAR AGE GROUPS	TOTAL	MALE	FEMALE	TOTAL	MALE	FEMALE
0-4	32,352	16,260	16,092	146,371	74,546	71,825
5_9	27,717	13,993	13,725	128,338	65,218	63,120
10_14	27,643	13,747	13,896	130,227	64,685	65,542

15-19	26,252	12,937	13,315		127,623	62,189	65,434
20-24	22,885	11,226	11,660		115,933	55,620	60,313
25-29	18,526	8,827	9,699		99,019	45,640	53,379
30-34	15,316	7,015	8,301		81,919	36,137	45,782
35-39	12,128	5,365	6,763		63,135	27,074	36,061
40-44	9,501	4,139	5,362		49,804	21,087	28,717
45-49	7,469	3,348	4,121		38,789	16,657	22,132
50-54	5,946	2,774	3,172		30,728	13,445	17,283
55-59	4,685	2,233	2,452		24,230	10,705	13,525
60-64	3,799	1,803	1,996		18,921	8,475	10,446
65-69	2,913	1,355	1,558		14,609	6,639	7,970
70-74	2,027	922	1,105		10,468	4,846	5,622
75-79	1,316	570	746		6,562	3,048	3,514
80+	1,362	581	780		6,482	2,777	3,705
All Ages	221,837	107,095	114,743		1,093,158	518,788	574,370

2014	HHOHHO			MANZINI			SHISELWENI		
AGE	TOTAL	MALE	FEMALE	TOTAL	MALE	FEMALE	TOTAL	MALE	FEMALE
0	9,407	4,793	4,615	9,979	5,063	4,916	5,473	2,779	2,694
1	8,834	4,536	4,298	9,410	4,783	4,627	5,272	2,684	2,587
2	8,551	4,404	4,147	9,071	4,623	4,448	5,202	2,656	2,545
3	8,344	4,307	4,038	8,816	4,497	4,319	5,184	2,651	2,533
4	8,170	4,219	3,951	8,580	4,381	4,199	5,160	2,642	2,518
5	8,010	4,138	3,872	8,345	4,264	4,081	5,123	2,625	2,498
6	7,887	4,079	3,808	8,134	4,162	3,972	5,092	2,610	2,482
7	6,490	3,330	3,159	6,924	3,479	3,445	4,792	2,424	2,368
8	7,022	3,579	3,443	7,502	3,815	3,687	5,335	2,737	2,598
9	7,195	3,647	3,548	7,733	3,929	3,804	5,556	2,850	2,706
10	7,221	3,639	3,582	7,816	3,948	3,868	5,617	2,870	2,748
11	7,171	3,594	3,577	7,826	3,922	3,904	5,609	2,850	2,759

12	7,111	3,544	3,568		7,818	3,882	3,936		5,572	2,814	2,758
13	7,048	3,493	3,554		7,816	3,848	3,968		5,543	2,784	2,760
14	7,006	3,454	3,551		7,831	3,827	4,004		5,547	2,773	2,774
15	6,977	3,429	3,548		7,874	3,825	4,049		5,538	2,764	2,774
16	6,944	3,403	3,541		7,921	3,822	4,099		5,516	2,754	2,762
17	6,913	3,379	3,534		7,953	3,812	4,141		5,480	2,732	2,748
18	6,875	3,358	3,518		7,957	3,790	4,167		5,418	2,698	2,719
19	6,808	3,318	3,490		7,934	3,763	4,171		5,332	2,650	2,681
20	6,721	3,275	3,445		7,887	3,717	4,169		5,154	2,558	2,596
21	6,609	3,220	3,389		7,817	3,661	4,156		4,901	2,420	2,481
22	6,492	3,161	3,331		7,737	3,603	4,133		4,655	2,288	2,367
23	6,372	3,093	3,278		7,644	3,542	4,102		4,434	2,162	2,271
24	6,254	3,027	3,227		7,555	3,479	4,076		4,194	2,028	2,166
25	6,108	2,944	3,164		7,455	3,405	4,050		3,933	1,870	2,063
26	5,952	2,849	3,104		7,334	3,314	4,020		3,646	1,693	1,954
27	5,780	2,750	3,030		7,195	3,220	3,975		3,406	1,540	1,866
28	5,606	2,651	2,955		7,035	3,121	3,914		3,210	1,419	1,790
29	5,424	2,552	2,872		6,865	3,024	3,841		3,027	1,302	1,724
30	5,234	2,444	2,790		6,633	2,895	3,738		2,883	1,212	1,671
31	5,030	2,324	2,706		6,340	2,745	3,596		2,765	1,133	1,632
32	4,846	2,220	2,626		6,081	2,613	3,468		2,669	1,075	1,594
33	4,684	2,129	2,555		5,814	2,483	3,331		2,573	1,026	1,547
34	4,493	2,027	2,466		5,542	2,359	3,183		2,465	972	1,493
35	4,281	1,915	2,366		5,232	2,221	3,011		2,344	910	1,433
36	4,048	1,794	2,254		4,892	2,074	2,818		2,221	846	1,375

37	3,817	1,682	2,135		4,586	1,947	2,640		2,085	779	1,305
38	3,600	1,584	2,016		4,331	1,845	2,487		1,948	716	1,231
39	3,403	1,493	1,910		4,096	1,748	2,348		1,837	663	1,173
40	3,245	1,418	1,827		3,893	1,664	2,229		1,755	628	1,127
41	3,113	1,361	1,752		3,710	1,581	2,128		1,702	603	1,100
42	3,000	1,310	1,690		3,553	1,511	2,042		1,642	577	1,065
43	2,894	1,264	1,630		3,396	1,441	1,955		1,581	554	1,027
44	2,780	1,215	1,565		3,243	1,373	1,870		1,519	532	987
45	2,661	1,167	1,494		3,057	1,296	1,760		1,453	512	942
46	2,518	1,111	1,407		2,878	1,221	1,657		1,396	498	898
47	2,385	1,057	1,328		2,698	1,150	1,548		1,339	486	853
48	2,251	1,000	1,251		2,532	1,080	1,452		1,288	475	813
49	2,129	950	1,179		2,387	1,021	1,365		1,245	467	777
50	2,025	906	1,119		2,265	972	1,294		1,198	455	742
51	1,929	866	1,063		2,168	930	1,238		1,153	445	708
52	1,846	830	1,016		2,071	887	1,184		1,109	430	679
53	1,765	793	971		1,982	848	1,134		1,063	413	650
54	1,686	755	931		1,891	808	1,083		1,022	397	625
55	1,604	719	885		1,791	765	1,026		981	385	596
56	1,521	683	838		1,686	723	963		944	376	568
57	1,445	648	796		1,589	684	905		915	369	546
58	1,372	618	754		1,501	646	856		888	364	525
59	1,310	590	720		1,416	610	806		864	358	506
60	1,232	557	675		1,331	578	753		837	351	485
61	1,156	527	629		1,249	548	702		803	338	465

62	1,090	500	590		1,172	516	656		771	323	448
63	1,023	471	551		1,106	489	617		744	311	433
64	966	448	518		1,050	463	587		714	297	416
65	907	425	482		990	439	551		688	287	401
66	850	404	446		929	414	515		664	283	381
67	806	388	417		880	392	487		638	275	363
68	762	372	391		838	377	462		621	274	347
69	725	355	370		790	355	435		597	267	330
70	675	332	343		742	337	405		566	258	308
71	621	306	315		684	317	367		528	245	283
72	569	277	292		630	296	334		490	228	262
73	521	250	272		584	276	308		457	213	244
74	473	222	251		539	257	282		424	198	226
75	425	199	226		494	239	256		387	180	207
76	373	175	198		443	219	224		349	165	184
77	333	159	174		397	199	198		316	150	167
78	295	143	152		359	183	176		290	137	153
79	264	130	134		319	165	154		264	125	140
80+	1,526	696	830		1,791	802	989		1,837	819	1,018
ALL AGES	313,808	151,374	162,434		358,334	167,521	190,813		209,749	98,007	111,742

2014	LUBOMBO				SWAZILAND		
AGE							
0	7,123	3,575	3,548		31,983	16,210	15,773

1	6,646	3,329	3,317		30,162	15,332	14,830
2	6,435	3,235	3,200		29,259	14,919	14,340
3	6,292	3,168	3,124		28,637	14,623	14,014
4	6,186	3,119	3,066		28,096	14,361	13,735
5	6,090	3,072	3,018		27,567	14,098	13,469
6	6,062	3,062	3,000		27,175	13,913	13,262
7	4,692	2,344	2,348		22,898	11,578	11,320
8	5,444	2,762	2,682		25,303	12,893	12,410
9	5,699	2,886	2,813		26,183	13,311	12,872
10	5,738	2,895	2,843		26,392	13,352	13,040
11	5,670	2,845	2,825		26,276	13,211	13,065
12	5,571	2,780	2,791		26,072	13,020	13,052
13	5,479	2,725	2,755		25,886	12,850	13,036
14	5,425	2,688	2,737		25,808	12,742	13,066
15	5,389	2,666	2,723		25,778	12,683	13,095
16	5,348	2,648	2,699		25,728	12,627	13,101
17	5,288	2,615	2,673		25,634	12,538	13,096
18	5,219	2,577	2,642		25,469	12,423	13,046
19	5,135	2,533	2,602		25,208	12,264	12,944
20	4,996	2,464	2,532		24,757	12,015	12,742
21	4,817	2,378	2,440		24,144	11,678	12,466
22	4,646	2,290	2,357		23,530	11,342	12,188
23	4,493	2,212	2,281		22,943	11,010	11,933
24	4,320	2,121	2,198		22,322	10,655	11,667
25	4,133	2,018	2,116		21,630	10,237	11,393
26	3,931	1,902	2,030		20,864	9,757	11,107
27	3,750	1,796	1,954		20,131	9,306	10,825
28	3,591	1,704	1,888		19,442	8,895	10,547
29	3,444	1,619	1,826		18,760	8,497	10,263
30	3,309	1,541	1,768		18,059	8,092	9,967
31	3,197	1,470	1,727		17,333	7,672	9,661
32	3,092	1,410	1,681		16,687	7,318	9,369
33	2,994	1,359	1,636		16,065	6,997	9,068
34	2,887	1,301	1,586		15,387	6,659	8,728
35	2,764	1,237	1,528		14,621	6,283	8,338
36	2,626	1,161	1,465		13,786	5,874	7,912
37	2,485	1,088	1,397		12,973	5,496	7,477
38	2,340	1,018	1,322		12,219	5,163	7,056
39	2,219	962	1,257		11,554	4,865	6,689
40	2,108	908	1,199		11,001	4,618	6,383
41	2,009	863	1,146		10,534	4,408	6,126
42	1,919	822	1,097		10,114	4,220	5,894
43	1,835	787	1,048		9,706	4,046	5,660
44	1,747	748	999		9,289	3,868	5,421

45	1,664	719	946		8,835	3,693	5,142
46	1,582	689	894		8,374	3,518	4,856
47	1,502	661	841		7,925	3,354	4,571
48	1,437	640	797		7,508	3,196	4,312
49	1,376	619	757		7,137	3,058	4,079
50	1,315	599	716		6,803	2,932	3,871
51	1,256	577	678		6,506	2,819	3,687
52	1,194	554	641		6,220	2,701	3,519
53	1,136	528	608		5,946	2,583	3,363
54	1,081	505	576		5,679	2,464	3,215
55	1,026	480	546		5,402	2,349	3,053
56	980	464	516		5,131	2,245	2,886
57	933	442	491		4,881	2,143	2,738
58	899	428	471		4,660	2,055	2,605
59	861	411	450		4,452	1,969	2,483
60	829	396	433		4,229	1,882	2,347
61	796	379	417		4,004	1,791	2,213
62	761	362	399		3,794	1,702	2,092
63	727	346	381		3,600	1,617	1,983
64	693	326	367		3,422	1,534	1,888
65	655	307	349		3,240	1,457	1,783
66	619	290	329		3,062	1,391	1,671
67	583	274	309		2,906	1,330	1,576
68	550	256	294		2,772	1,278	1,494
69	518	241	277		2,630	1,219	1,411
70	484	225	259		2,467	1,152	1,315
71	440	203	237		2,273	1,071	1,202
72	404	187	217		2,093	988	1,105
73	373	171	201		1,935	910	1,025
74	339	153	186		1,774	829	945
75	310	140	170		1,617	758	859
76	283	126	157		1,448	685	763
77	259	115	144		1,305	623	682
78	241	107	135		1,186	570	616
79	222	96	126		1,070	516	554
80+	1,385	615	770		6,538	2,931	3,607
ALL AGES	224,297	108,330	115,968		1,106,189	525,232	580,957

2014	HHOHHO			MANZINI			SHISELWENI		
POPULATION BY 5 YEAR AGE GROUPS	TOTAL	MALE	FEMALE	TOTAL	MALE	FEMALE	TOTAL	MALE	FEMALE

0-4	43,307	22,258	21,048		45,857	23,348	22,509		26,291	13,412	12,879
5_9	36,603	18,773	17,830		38,638	19,649	18,989		25,898	13,245	12,653
10_14	35,556	17,725	17,831		39,108	19,428	19,680		27,888	14,090	13,798
15-19	34,516	16,885	17,631		39,640	19,012	20,628		27,283	13,598	13,684
20-24	32,446	15,776	16,670		38,639	18,003	20,636		23,338	11,456	11,882
25-29	28,870	13,745	15,125		35,885	16,084	19,801		17,222	7,824	9,397
30-34	24,288	11,145	13,142		30,410	13,094	17,315		13,355	5,418	7,937
35-39	19,148	8,467	10,681		23,137	9,834	13,303		10,433	3,915	6,518
40-44	15,032	6,569	8,463		17,795	7,570	10,225		8,199	2,894	5,306
45-49	11,945	5,285	6,660		13,551	5,768	7,782		6,721	2,438	4,283
50-54	9,251	4,151	5,101		10,376	4,445	5,931		5,544	2,141	3,404
55-59	7,252	3,258	3,994		7,983	3,428	4,555		4,593	1,851	2,741
60-64	5,467	2,504	2,963		5,908	2,593	3,315		3,868	1,621	2,248
65-69	4,050	1,944	2,106		4,428	1,977	2,451		3,208	1,386	1,822
70-74	2,859	1,386	1,473		3,178	1,483	1,696		2,465	1,142	1,323
75-79	1,692	808	884		2,012	1,004	1,008		1,607	757	850
80+	1,526	696	830		1,791	802	989		1,837	819	1,018
All Ages	313,808	151,374	162,434		358,334	167,521	190,813		209,749	98,007	111,742

2014	LUBOMBO			SWAZILAND		
POPULATION BY 5 YEAR AGE GROUPS	TOTAL	MALE	FEMALE	TOTAL	MALE	FEMALE
0-4	32,683	16,426	16,257	148,137	75,445	72,692
5_9	27,987	14,126	13,861	129,126	65,793	63,333
10_14	27,882	13,932	13,950	130,434	65,175	65,259
15-19	26,378	13,040	13,338	127,817	62,535	65,282
20-24	23,273	11,465	11,808	117,696	56,700	60,996

25-29	18,851	9,038	9,813		100,827	46,692	54,135
30-34	15,479	7,080	8,398		83,531	36,738	46,793
35-39	12,434	5,465	6,969		65,153	27,681	37,472
40-44	9,618	4,128	5,490		50,644	21,160	29,484
45-49	7,562	3,328	4,234		39,779	16,819	22,960
50-54	5,982	2,762	3,219		31,154	13,499	17,655
55-59	4,698	2,224	2,474		24,526	10,761	13,765
60-64	3,806	1,808	1,998		19,049	8,526	10,523
65-69	2,925	1,368	1,557		14,610	6,675	7,935
70-74	2,040	940	1,100		10,542	4,950	5,592
75-79	1,315	583	732		6,626	3,152	3,474
80+	1,385	615	770		6,538	2,931	3,607
All Ages	224,297	108,330	115,968		1,106,189	525,232	580,957

2015	HHOHHO			MANZINI			SHISELWENI		
AGE	TOTAL	MALE	FEMALE	TOTAL	MALE	FEMALE	TOTAL	MALE	FEMALE
0	9,505	4,843	4,663	10,102	5,125	4,977	5,427	2,755	2,672
1	8,945	4,592	4,353	9,552	4,855	4,697	5,234	2,665	2,569
2	8,672	4,467	4,205	9,231	4,704	4,527	5,170	2,641	2,530
3	8,478	4,373	4,105	8,989	4,587	4,402	5,152	2,635	2,517
4	8,308	4,292	4,016	8,772	4,477	4,295	5,159	2,640	2,519
5	8,146	4,209	3,938	8,552	4,370	4,182	5,143	2,634	2,508
6	7,986	4,126	3,859	8,319	4,253	4,066	5,107	2,618	2,489
7	7,863	4,068	3,795	8,108	4,152	3,956	5,078	2,605	2,473
8	6,472	3,322	3,150	6,902	3,471	3,431	4,777	2,417	2,360
9	7,001	3,570	3,431	7,479	3,806	3,673	5,319	2,730	2,589
10	7,167	3,633	3,534	7,718	3,922	3,796	5,541	2,845	2,697
11	7,186	3,621	3,565	7,811	3,944	3,867	5,602	2,865	2,737
12	7,138			7,822			5,593		

		3,577	3,561			3,919	3,904			2,846	2,748
13	7,079	3,527	3,552		7,813	3,878	3,935		5,556	2,809	2,747
14	7,013	3,476	3,538		7,811	3,845	3,967		5,529	2,780	2,749
15	6,970	3,439	3,531		7,831	3,824	4,007		5,504	2,758	2,746
16	6,937	3,416	3,521		7,877	3,821	4,056		5,471	2,740	2,731
17	6,903	3,390	3,513		7,924	3,819	4,106		5,449	2,731	2,718
18	6,874	3,367	3,507		7,956	3,809	4,147		5,412	2,708	2,704
19	6,834	3,345	3,490		7,959	3,786	4,173		5,352	2,676	2,676
20	6,771	3,305	3,466		7,949	3,762	4,187		5,215	2,598	2,617
21	6,686	3,263	3,423		7,914	3,718	4,196		4,988	2,477	2,511
22	6,574	3,207	3,368		7,845	3,662	4,183		4,737	2,340	2,398
23	6,458	3,150	3,309		7,764	3,604	4,160		4,495	2,211	2,284
24	6,337	3,081	3,256		7,673	3,544	4,129		4,276	2,085	2,190
25	6,199	3,001	3,198		7,563	3,465	4,098		4,026	1,936	2,090
26	6,034	2,904	3,130		7,445	3,379	4,066		3,757	1,765	1,993
27	5,878	2,809	3,069		7,325	3,288	4,037		3,476	1,593	1,883
28	5,708	2,711	2,997		7,185	3,193	3,992		3,242	1,444	1,797
29	5,536	2,614	2,922		7,028	3,097	3,931		3,050	1,327	1,723
30	5,345	2,502	2,843		6,811	2,974	3,838		2,884	1,220	1,665
31	5,148	2,383	2,765		6,535	2,822	3,713		2,757	1,136	1,621
32	4,947	2,266	2,681		6,246	2,674	3,572		2,643	1,061	1,583
33	4,766	2,164	2,602		5,992	2,546	3,446		2,552	1,006	1,546
34	4,606	2,076	2,530		5,728	2,419	3,309		2,458	959	1,499
35	4,407	1,968	2,439		5,445	2,292	3,153		2,367	911	1,456
36	4,187	1,851	2,336		5,126	2,153	2,973		2,260	854	1,405

37	3,958	1,733	2,225		4,792	2,010	2,782		2,143	794	1,349
38	3,731	1,624	2,107		4,491	1,885	2,606		2,011	731	1,280
39	3,519	1,529	1,990		4,241	1,786	2,455		1,879	671	1,207
40	3,329	1,443	1,886		4,004	1,688	2,317		1,774	623	1,151
41	3,182	1,376	1,806		3,800	1,602	2,198		1,696	590	1,106
42	3,050	1,319	1,730		3,622	1,523	2,099		1,646	566	1,079
43	2,940	1,270	1,670		3,467	1,454	2,013		1,587	543	1,044
44	2,835	1,224	1,611		3,314	1,387	1,927		1,527	521	1,006
45	2,720	1,179	1,541		3,165	1,323	1,842		1,474	506	968
46	2,597	1,131	1,466		2,983	1,249	1,734		1,415	493	922
47	2,460	1,078	1,382		2,808	1,176	1,632		1,357	479	878
48	2,330	1,026	1,304		2,635	1,109	1,525		1,302	467	835
49	2,199	971	1,228		2,469	1,040	1,430		1,253	458	795
50	2,075	920	1,155		2,327	983	1,344		1,205	449	757
51	1,971	877	1,094		2,207	935	1,272		1,156	435	721
52	1,877	838	1,039		2,112	895	1,217		1,113	426	687
53	1,797	803	994		2,016	853	1,163		1,070	411	660
54	1,716	767	949		1,931	816	1,115		1,026	396	630
55	1,636	730	906		1,834	776	1,057		984	381	603
56	1,551	693	858		1,727	734	993		946	372	574
57	1,471	659	812		1,628	695	933		911	362	548
58	1,398	626	772		1,534	657	876		882	356	525
59	1,325	595	729		1,448	619	829		857	352	505
60	1,258	567	691		1,360	585	775		831	344	487
61	1,175	534	640		1,271	551	720		801	336	465

62	1,101	505	597		1,194	522	672		768	322	446
63	1,038	479	559		1,119	492	627		739	310	429
64	974	452	522		1,056	467	589		712	297	415
65	918	430	487		998	442	556		682	287	395
66	863	411	452		936	419	518		656	279	377
67	808	391	417		879	396	483		633	275	358
68	766	377	389		832	374	458		609	268	341
69	725	359	366		792	360	432		592	266	326
70	680	338	342		744	339	405		561	256	305
71	623	309	314		693	320	372		528	246	282
72	572	284	288		639	302	337		491	233	258
73	525	258	268		589	281	307		455	217	238
74	481	233	249		546	262	283		425	203	222
75	430	206	224		498	244	254		390	187	203
76	384	186	198		451	226	225		352	169	183
77	336	163	173		405	208	197		317	155	162
78	300	148	152		363	189	174		287	140	148
79	266	133	133		327	173	154		264	129	135
80+	1,544	734	810		1,818	854	964		1,843	854	988
ALL AGES	318,493	153,812	164,681		364,170	170,161	194,009		209,913	98,180	111,733

2015	LUBOMBO				SWAZILAND		
AGE							
0	7,176	3,602	3,574		32,210	16,325	15,885

1	6,706	3,359	3,347		30,437	15,472	14,965
2	6,497	3,266	3,231		29,570	15,078	14,492
3	6,362	3,205	3,158		28,981	14,799	14,182
4	6,251	3,150	3,101		28,490	14,560	13,930
5	6,163	3,109	3,053		28,004	14,322	13,682
6	6,072	3,062	3,009		27,483	14,060	13,423
7	6,045	3,053	2,993		27,093	13,877	13,216
8	4,678	2,337	2,341		22,829	11,548	11,281
9	5,428	2,753	2,674		25,226	12,859	12,367
10	5,681	2,877	2,804		26,107	13,277	12,830
11	5,719	2,887	2,832		26,318	13,317	13,001
12	5,650	2,837	2,813		26,204	13,178	13,026
13	5,552	2,772	2,780		26,000	12,987	13,013
14	5,461	2,717	2,744		25,814	12,817	12,997
15	5,390	2,676	2,715		25,695	12,697	12,998
16	5,340	2,649	2,691		25,625	12,626	12,999
17	5,299	2,631	2,668		25,576	12,571	13,005
18	5,240	2,598	2,642		25,482	12,482	13,000
19	5,172	2,561	2,612		25,318	12,367	12,951
20	5,062	2,504	2,558		24,997	12,169	12,828
21	4,900	2,424	2,476		24,488	11,882	12,606
22	4,723	2,338	2,385		23,879	11,546	12,333
23	4,553	2,250	2,303		23,270	11,214	12,056
24	4,403	2,174	2,228		22,688	10,884	11,804
25	4,219	2,072	2,147		22,008	10,475	11,533
26	4,025	1,960	2,065		21,262	10,008	11,254
27	3,827	1,846	1,981		20,507	9,537	10,970
28	3,649	1,744	1,905		19,784	9,092	10,692
29	3,492	1,652	1,840		19,106	8,690	10,416
30	3,354	1,568	1,787		18,395	8,263	10,132
31	3,228	1,491	1,738		17,668	7,832	9,836
32	3,120	1,422	1,698		16,956	7,422	9,534
33	3,015	1,363	1,652		16,324	7,079	9,245
34	2,921	1,313	1,608		15,713	6,766	8,947
35	2,811	1,253	1,559		15,031	6,424	8,607
36	2,689	1,187	1,502		14,262	6,045	8,217
37	2,553	1,113	1,440		13,446	5,650	7,796
38	2,415	1,043	1,372		12,648	5,283	7,365
39	2,274	976	1,298		11,913	4,962	6,951
40	2,150	918	1,233		11,258	4,672	6,586
41	2,036	864	1,172		10,714	4,432	6,282
42	1,941	821	1,120		10,258	4,230	6,028
43	1,853	781	1,071		9,847	4,048	5,799
44	1,773	748	1,025		9,449	3,880	5,569

45	1,688	713	974		9,046	3,721	5,325
46	1,610	689	921		8,606	3,563	5,043
47	1,531	661	870		8,156	3,394	4,762
48	1,452	633	819		7,719	3,236	4,483
49	1,387	613	774		7,309	3,082	4,227
50	1,325	592	733		6,932	2,943	3,989
51	1,259	571	688		6,593	2,818	3,775
52	1,202	550	652		6,304	2,709	3,595
53	1,143	528	615		6,026	2,594	3,432
54	1,086	502	584		5,759	2,481	3,278
55	1,038	483	555		5,492	2,370	3,122
56	988	461	527		5,212	2,260	2,952
57	941	445	497		4,951	2,161	2,790
58	896	423	473		4,710	2,063	2,647
59	864	410	454		4,494	1,976	2,518
60	826	393	433		4,275	1,889	2,386
61	792	377	415		4,039	1,798	2,241
62	762	363	400		3,826	1,712	2,114
63	729	345	383		3,624	1,626	1,998
64	696	329	366		3,438	1,545	1,893
65	660	311	350		3,258	1,470	1,788
66	620	291	329		3,075	1,400	1,675
67	588	277	311		2,907	1,338	1,569
68	551	260	291		2,758	1,278	1,480
69	522	244	278		2,631	1,229	1,402
70	485	227	258		2,470	1,160	1,310
71	446	209	236		2,289	1,084	1,205
72	405	189	217		2,108	1,007	1,101
73	372	173	200		1,942	929	1,013
74	343	158	184		1,795	856	939
75	312	142	170		1,631	779	852
76	286	131	155		1,473	712	761
77	260	117	143		1,318	643	675
78	239	108	131		1,189	585	604
79	222	100	123		1,080	535	545
80+	1,402	644	758		6,607	3,087	3,520
ALL AGES	226,800	109,585	117,215		1,119,375	531,737	587,638

2015	HHOHHO			MANZINI			SHISELWENI		
POPULATION BY 5 YEAR	TOTAL	MALE	FEMALE	TOTAL	MALE	FEMALE	TOTAL	MALE	FEMALE

AGE GROUPS											
0-4	43,907	22,567	21,340		46,646	23,749	22,897		26,143	13,337	12,806
5_9	37,467	19,295	18,172		39,360	20,052	19,308		25,423	13,005	12,418
10_14	35,583	17,833	17,750		38,976	19,508	19,468		27,821	14,145	13,677
15-19	34,518	16,957	17,561		39,547	19,059	20,489		27,189	13,614	13,575
20-24	32,826	16,005	16,821		39,145	18,290	20,855		23,711	11,711	12,000
25-29	29,355	14,039	15,316		36,546	16,422	20,124		17,552	8,066	9,486
30-34	24,811	11,390	13,421		31,312	13,435	17,877		13,294	5,381	7,913
35-39	19,802	8,704	11,098		24,095	10,126	13,969		10,659	3,962	6,697
40-44	15,336	6,633	8,703		18,207	7,654	10,553		8,231	2,843	5,387
45-49	12,306	5,386	6,920		14,061	5,897	8,164		6,802	2,404	4,398
50-54	9,435	4,205	5,230		10,594	4,482	6,111		5,570	2,116	3,454
55-59	7,382	3,304	4,077		8,170	3,481	4,690		4,580	1,824	2,756
60-64	5,546	2,537	3,009		6,000	2,616	3,384		3,852	1,610	2,242
65-69	4,079	1,968	2,111		4,438	1,991	2,447		3,172	1,375	1,797
70-74	2,882	1,420	1,462		3,211	1,505	1,706		2,461	1,155	1,306
75-79	1,716	836	880		2,044	1,040	1,004		1,611	779	832
80+	1,544	734	810		1,818	854	964		1,843	854	988
All Ages	318,493	153,812	164,681		364,170	170,161	194,009		209,913	98,180	111,733

2015	LUBOMBO			SWAZILAND		
POPULATION BY 5 YEAR AGE GROUPS	TOTAL	MALE	FEMALE	TOTAL	MALE	FEMALE
0-4	32,992	16,582	16,411	149,688	76,234	73,454

5_9	28,385	14,314	14,071		130,635	66,666	63,969
10_14	28,063	14,090	13,973		130,443	65,576	64,867
15-19	26,442	13,114	13,328		127,696	62,743	64,953
20-24	23,640	11,689	11,951		119,322	57,695	61,627
25-29	19,214	9,274	9,939		102,667	47,802	54,865
30-34	15,638	7,156	8,482		85,056	37,362	47,694
35-39	12,744	5,572	7,172		67,300	28,364	38,936
40-44	9,753	4,132	5,621		51,526	21,262	30,264
45-49	7,668	3,310	4,358		40,836	16,996	23,840
50-54	6,016	2,742	3,273		31,614	13,545	18,069
55-59	4,727	2,222	2,506		24,859	10,830	14,029
60-64	3,805	1,807	1,997		19,202	8,570	10,632
65-69	2,940	1,382	1,559		14,629	6,715	7,914
70-74	2,051	956	1,095		10,604	5,036	5,568
75-79	1,320	599	722		6,691	3,254	3,437
80+	1,402	644	758		6,607	3,087	3,520
All Ages	226,800	109,585	117,215		1,119,375	531,737	587,638

2016	HHOHHO			MANZINI			SHISELWENI		
AGE	TOTAL	MALE	FEMALE	TOTAL	MALE	FEMALE	TOTAL	MALE	FEMALE
0	9,586	4,883	4,703	10,200	5,176	5,024	5,378	2,731	2,648
1	9,040	4,642	4,398	9,674	4,917	4,757	5,193	2,644	2,549
2	8,782	4,523	4,259	9,373	4,777	4,596	5,133	2,622	2,511
3	8,598	4,436	4,162	9,147	4,667	4,480	5,121	2,620	2,502
4	8,441	4,357	4,084	8,945	4,568	4,378	5,126	2,624	2,502
5	8,284	4,282	4,002	8,743	4,465	4,278	5,142	2,633	2,509
6	8,122	4,197	3,924	8,524	4,359	4,166	5,128	2,629	2,500

7	7,962	4,116	3,846		8,293	4,243	4,050		5,091	2,612	2,480
8	7,839	4,057	3,782		8,082	4,142	3,940		5,063	2,599	2,463
9	6,453	3,314	3,139		6,880	3,463	3,417		4,762	2,411	2,351
10	6,974	3,556	3,417		7,465	3,799	3,665		5,304	2,725	2,580
11	7,132	3,615	3,517		7,713	3,918	3,795		5,527	2,841	2,686
12	7,153	3,603	3,550		7,807	3,940	3,867		5,585	2,860	2,725
13	7,105	3,559	3,545		7,818	3,915	3,903		5,579	2,841	2,737
14	7,045	3,509	3,536		7,808	3,875	3,933		5,541	2,805	2,736
15	6,978	3,461	3,516		7,811	3,841	3,970		5,488	2,766	2,721
16	6,929	3,426	3,503		7,836	3,821	4,014		5,438	2,735	2,703
17	6,898	3,404	3,494		7,880	3,817	4,063		5,405	2,718	2,687
18	6,864	3,377	3,487		7,928	3,816	4,111		5,382	2,708	2,674
19	6,833	3,355	3,478		7,960	3,806	4,154		5,347	2,685	2,662
20	6,799	3,332	3,467		7,975	3,785	4,190		5,235	2,623	2,611
21	6,737	3,294	3,443		7,978	3,764	4,215		5,049	2,516	2,533
22	6,652	3,251	3,401		7,941	3,718	4,223		4,826	2,398	2,428
23	6,541	3,194	3,347		7,871	3,663	4,209		4,576	2,262	2,315
24	6,424	3,138	3,286		7,794	3,606	4,188		4,337	2,134	2,203
25	6,282	3,054	3,228		7,681	3,531	4,150		4,108	1,993	2,114
26	6,126	2,961	3,164		7,553	3,439	4,114		3,848	1,830	2,019
27	5,960	2,864	3,096		7,436	3,353	4,083		3,587	1,663	1,923
28	5,806	2,771	3,035		7,316	3,262	4,054		3,311	1,497	1,814
29	5,636	2,673	2,963		7,178	3,167	4,011		3,082	1,353	1,729
30	5,456	2,563	2,893		6,974	3,046	3,927		2,907	1,243	1,664
31	5,257	2,440	2,817		6,710	2,899	3,811		2,758	1,144	1,614

32	5,063	2,324	2,739		6,439	2,750	3,690		2,637	1,065	1,573
33	4,865	2,209	2,657		6,155	2,606	3,549		2,526	992	1,534
34	4,687	2,109	2,578		5,904	2,480	3,423		2,440	941	1,499
35	4,518	2,015	2,503		5,630	2,352	3,278		2,360	898	1,462
36	4,312	1,902	2,410		5,336	2,223	3,113		2,285	856	1,429
37	4,095	1,788	2,307		5,023	2,087	2,936		2,181	802	1,379
38	3,870	1,674	2,197		4,695	1,947	2,747		2,068	745	1,322
39	3,647	1,568	2,080		4,399	1,826	2,573		1,942	686	1,256
40	3,446	1,480	1,966		4,148	1,725	2,423		1,815	631	1,184
41	3,262	1,399	1,863		3,910	1,626	2,284		1,716	586	1,130
42	3,118	1,333	1,785		3,711	1,544	2,167		1,640	554	1,086
43	2,988	1,279	1,710		3,536	1,466	2,069		1,592	533	1,059
44	2,882	1,232	1,651		3,383	1,399	1,984		1,536	511	1,025
45	2,774	1,188	1,587		3,235	1,336	1,899		1,481	495	986
46	2,656	1,144	1,513		3,088	1,274	1,813		1,435	488	948
47	2,538	1,099	1,439		2,914	1,205	1,709		1,377	475	902
48	2,403	1,047	1,357		2,742	1,134	1,608		1,319	461	859
49	2,275	996	1,279		2,572	1,069	1,503		1,268	450	818
50	2,144	941	1,203		2,408	1,001	1,407		1,215	440	775
51	2,019	889	1,130		2,268	946	1,322		1,163	429	735
52	1,918	849	1,070		2,151	900	1,251		1,115	416	700
53	1,826	811	1,016		2,058	861	1,197		1,074	408	666
54	1,748	776	972		1,964	820	1,143		1,033	393	640
55	1,664	741	923		1,873	785	1,089		990	381	609
56	1,583	704	879		1,769	745	1,025		949	368	581

57	1,499	669	830		1,667	705	963		912	359	553
58	1,424	637	787		1,571	668	903		878	350	528
59	1,352	604	747		1,480	630	849		850	345	506
60	1,272	573	700		1,391	592	799		825	339	487
61	1,198	543	655		1,300	558	742		795	329	466
62	1,120	512	608		1,214	525	688		767	321	446
63	1,049	483	566		1,140	498	642		736	308	428
64	988	459	529		1,068	469	600		709	297	412
65	927	435	492		1,004	446	559		680	286	394
66	872	416	456		945	423	522		650	279	372
67	819	397	422		886	399	486		626	272	354
68	768	378	390		831	378	453		604	267	337
69	729	364	364		787	357	430		581	260	321
70	680	341	339		745	344	402		558	256	301
71	628	315	313		697	324	373		522	244	278
72	575	287	288		647	304	343		491	234	258
73	529	264	264		598	287	311		458	222	236
74	484	239	245		550	267	283		424	207	217
75	440	216	223		505	250	255		392	192	200
76	387	191	196		455	231	223		355	175	180
77	346	173	173		412	214	198		321	158	162
78	302	151	151		371	198	172		288	144	144
79	270	137	132		331	178	153		262	131	130
80+	1,564	772	792		1,851	909	943		1,852	892	960
ALL AGES	323,219	156,262	166,957		370,049	172,819	197,230		210,051	98,336	111,715

2016	LUBOMBO			SWAZILAND		
AGE	TOTAL	MALE	FEMALE	TOTAL	MALE	FEMALE
0	7,222	3,626	3,597	32,386	16,415	15,971
1	6,758	3,385	3,373	30,665	15,588	15,077
2	6,556	3,296	3,260	29,844	15,217	14,627
3	6,424	3,235	3,189	29,290	14,957	14,333
4	6,322	3,188	3,134	28,835	14,737	14,098
5	6,227	3,139	3,088	28,396	14,519	13,877
6	6,145	3,099	3,045	27,919	14,284	13,635
7	6,053	3,053	3,000	27,400	14,024	13,376
8	6,028	3,043	2,985	27,012	13,841	13,171
9	4,664	2,330	2,335	22,760	11,518	11,242
10	5,410	2,745	2,665	25,153	12,825	12,328
11	5,663	2,869	2,793	26,035	13,244	12,791
12	5,699	2,879	2,821	26,245	13,283	12,962
13	5,631	2,829	2,802	26,133	13,145	12,988
14	5,534	2,765	2,769	25,928	12,954	12,974
15	5,426	2,703	2,722	25,702	12,772	12,930
16	5,343	2,659	2,684	25,545	12,641	12,904
17	5,292	2,631	2,661	25,476	12,571	12,905
18	5,251	2,614	2,638	25,425	12,515	12,910
19	5,193	2,581	2,612	25,333	12,427	12,906
20	5,100	2,532	2,568	25,108	12,272	12,836
21	4,966	2,463	2,503	24,730	12,037	12,693
22	4,805	2,384	2,421	24,224	11,751	12,473
23	4,630	2,299	2,332	23,619	11,417	12,202
24	4,460	2,210	2,250	23,015	11,088	11,927
25	4,302	2,125	2,177	22,373	10,703	11,670
26	4,111	2,014	2,097	21,638	10,244	11,394
27	3,920	1,905	2,016	20,903	9,785	11,118
28	3,725	1,792	1,933	20,158	9,322	10,836
29	3,550	1,692	1,858	19,446	8,885	10,561
30	3,402	1,601	1,801	18,738	8,453	10,285
31	3,275	1,517	1,758	18,000	8,000	10,000
32	3,149	1,442	1,707	17,289	7,580	9,709
33	3,045	1,375	1,670	16,591	7,182	9,409
34	2,941	1,318	1,623	15,972	6,848	9,124
35	2,844	1,264	1,580	15,352	6,529	8,823
36	2,736	1,203	1,533	14,668	6,184	8,484
37	2,616	1,139	1,477	13,914	5,816	8,098

38	2,483	1,067	1,416		13,116	5,434	7,682
39	2,349	1,000	1,349		12,337	5,080	7,257
40	2,203	932	1,272		11,612	4,767	6,845
41	2,078	874	1,205		10,967	4,485	6,482
42	1,968	823	1,146		10,437	4,254	6,183
43	1,875	781	1,094		9,991	4,059	5,932
44	1,788	742	1,046		9,590	3,884	5,706
45	1,714	714	1,000		9,205	3,733	5,472
46	1,635	685	950		8,814	3,591	5,223
47	1,556	661	896		8,385	3,439	4,946
48	1,481	634	847		7,946	3,275	4,671
49	1,404	607	797		7,518	3,121	4,397
50	1,335	586	749		7,101	2,968	4,133
51	1,269	564	705		6,720	2,829	3,891
52	1,205	544	662		6,390	2,708	3,682
53	1,150	523	627		6,109	2,603	3,506
54	1,094	503	591		5,838	2,492	3,346
55	1,043	480	563		5,571	2,387	3,184
56	999	464	535		5,300	2,281	3,019
57	950	442	508		5,029	2,175	2,854
58	904	426	478		4,778	2,081	2,697
59	862	405	457		4,544	1,985	2,559
60	828	392	436		4,316	1,895	2,421
61	791	375	416		4,084	1,805	2,279
62	758	360	398		3,859	1,719	2,140
63	731	346	384		3,656	1,636	2,020
64	696	329	368		3,462	1,554	1,908
65	662	313	349		3,273	1,480	1,793
66	626	296	330		3,094	1,414	1,680
67	588	277	311		2,918	1,345	1,573
68	557	263	294		2,760	1,287	1,473
69	523	248	275		2,619	1,229	1,390
70	488	228	259		2,470	1,169	1,301
71	447	210	237		2,293	1,092	1,201
72	411	194	216		2,124	1,019	1,105
73	373	174	199		1,957	948	1,009
74	343	160	183		1,801	873	928
75	316	147	168		1,652	805	847
76	289	135	155		1,486	732	754
77	263	122	141		1,342	668	674
78	239	110	130		1,201	604	597
79	221	102	119		1,084	549	535
80+	1,420	674	746		6,688	3,247	3,441
	229,338	110,856	118,481		1,132,657	538,274	594,383

ALL AGES									
----------	--	--	--	--	--	--	--	--	--

2016	HHOHHO			MANZINI			SHISELWENI		
POPULATION BY 5 YEAR AGE GROUPS	TOTAL	MALE	FEMALE	TOTAL	MALE	FEMALE	TOTAL	MALE	FEMALE
0-4	44,447	22,841	21,606	47,339	24,103	23,236	25,952	13,240	12,711
5_9	38,660	19,966	18,694	40,522	20,672	19,850	25,187	12,884	12,303
10_14	35,409	17,843	17,566	38,612	19,448	19,164	27,536	14,073	13,463
15-19	34,501	17,023	17,478	39,414	19,102	20,312	27,060	13,612	13,448
20-24	33,153	16,210	16,943	39,560	18,535	21,024	24,022	11,933	12,089
25-29	29,810	14,323	15,487	37,163	16,752	20,411	17,936	8,336	9,600
30-34	25,328	11,644	13,684	32,182	13,781	18,400	13,268	5,385	7,884
35-39	20,442	8,947	11,495	25,082	10,435	14,647	10,835	3,988	6,847
40-44	15,697	6,722	8,975	18,688	7,760	10,927	8,299	2,816	5,483
45-49	12,647	5,472	7,174	14,551	6,018	8,533	6,880	2,368	4,512
50-54	9,655	4,265	5,390	10,849	4,529	6,319	5,601	2,085	3,516
55-59	7,523	3,357	4,166	8,361	3,532	4,829	4,580	1,802	2,777
60-64	5,628	2,570	3,057	6,113	2,642	3,471	3,833	1,595	2,238
65-69	4,115	1,991	2,124	4,453	2,003	2,450	3,141	1,364	1,777
70-74	2,896	1,446	1,449	3,237	1,526	1,711	2,452	1,162	1,290
75-79	1,745	869	876	2,074	1,073	1,002	1,617	801	816
80+	1,564	772	792	1,851	909	943	1,852	892	960
All Ages	323,219	156,262	166,957	370,049	172,819	197,230	210,051	98,336	111,715

2016	LUBOMBO			SWAZILAND		
POPULATION BY 5 YEAR AGE GROUPS	TOTAL	MALE	FEMALE	TOTAL	MALE	FEMALE
0-4	33,282	16,730	16,553	151,020	76,914	74,106
5_9	29,118	14,664	14,453	133,487	68,186	65,301
10_14	27,937	14,087	13,850	129,494	65,451	64,043
15-19	26,505	13,189	13,317	127,481	62,926	64,555
20-24	23,961	11,887	12,074	120,696	58,565	62,131
25-29	19,609	9,528	10,080	104,518	48,939	55,579
30-34	15,812	7,252	8,559	86,590	38,063	48,527
35-39	13,028	5,674	7,354	69,387	29,043	40,344
40-44	9,913	4,151	5,763	52,597	21,449	31,148
45-49	7,790	3,301	4,490	41,868	17,159	24,709
50-54	6,053	2,720	3,333	32,158	13,600	18,558
55-59	4,759	2,218	2,541	25,222	10,909	14,313
60-64	3,804	1,802	2,002	19,377	8,609	10,768
65-69	2,956	1,397	1,559	14,664	6,755	7,909
70-74	2,061	967	1,094	10,645	5,101	5,544
75-79	1,329	616	713	6,765	3,358	3,407
80+	1,420	674	746	6,688	3,247	3,441
All Ages	229,338	110,856	118,481	1,132,657	538,274	594,383

2017	HHOHHO			MANZINI			SHISELWENI		
AGE	TOTAL	MALE	FEMALE	TOTAL	MALE	FEMALE	TOTAL	MALE	FEMALE
0	10476	5337	5139	11099	5631	5467	5860	2975	2885
1	9812	5037	4775	10465	5320	5146	5601	2852	2749
2	9460	4873	4588	10080	5136	4944	5479	2798	2681
3	9188	4739	4449	9774	4987	4787	5406	2765	2642
4	8950	4621	4329	9498	4849	4649	5352	2740	2612
5	8716	4503	4213	9226	4712	4513	5309	2720	2590
6	8475	4379	4096	8943	4572	4372	5265	2699	2566
7	8243	4263	3980	8652	4427	4225	5203	2667	2536

8	8023	4149	3874		8355	4278	4077		5132	2634	2498
9	7842	4060	3781		8086	4148	3938		5064	2601	2463
10	6425	3299	3126		6867	3456	3411		4749	2407	2342
11	6943	3540	3403		7459	3796	3663		5290	2720	2570
12	7099	3597	3502		7712	3914	3798		5507	2835	2672
13	7119	3585	3533		7802	3938	3864		5571	2858	2714
14	7073	3543	3530		7814	3911	3902		5566	2839	2728
15	7006	3492	3514		7809	3871	3937		5499	2791	2708
16	6940	3450	3490		7815	3837	3978		5422	2743	2679
17	6891	3415	3476		7842	3819	4023		5374	2714	2660
18	6859	3391	3468		7882	3813	4069		5339	2696	2644
19	6824	3366	3458		7933	3813	4120		5317	2683	2634
20	6797	3342	3455		7973	3805	4168		5231	2633	2598
21	6764	3321	3443		8007	3788	4219		5070	2541	2529
22	6704	3282	3422		8006	3765	4241		4885	2438	2446
23	6619	3239	3380		7970	3719	4251		4665	2317	2348
24	6505	3181	3323		7901	3664	4237		4418	2187	2231
25	6370	3111	3258		7799	3592	4208		4167	2040	2127
26	6211	3016	3195		7671	3505	4166		3929	1885	2044
27	6047	2919	3128		7545	3414	4131		3678	1729	1949
28	5888	2826	3063		7425	3325	4101		3418	1565	1854
29	5736	2732	3004		7309	3238	4071		3151	1403	1748
30	5554	2622	2932		7120	3115	4006		2940	1271	1669
31	5368	2500	2867		6874	2971	3903		2778	1165	1614
32	5173	2380	2794		6608	2823	3785		2640	1074	1565
33	4978	2266	2713		6347	2682	3666		2520	994	1525
34	4788	2153	2634		6066	2540	3526		2417	929	1488
35	4598	2048	2550		5802	2409	3393		2342	881	1460

36	4419	1946	2473		5518	2283	3235		2281	845	1436
37	4221	1839	2382		5230	2155	3075		2207	805	1402
38	4003	1728	2275		4921	2021	2900		2105	752	1352
39	3784	1616	2168		4602	1889	2713		1997	700	1297
40	3572	1518	2054		4304	1764	2540		1877	645	1232
41	3380	1435	1946		4050	1661	2389		1756	594	1162
42	3197	1356	1841		3818	1565	2253		1662	552	1109
43	3055	1294	1761		3623	1486	2137		1589	523	1066
44	2931	1239	1692		3450	1412	2038		1540	501	1038
45	2820	1192	1627		3304	1351	1953		1493	487	1006
46	2710	1154	1555		3161	1287	1874		1444	477	966
47	2595	1111	1484		3014	1230	1784		1395	468	926
48	2481	1067	1415		2846	1159	1687		1337	456	881
49	2350	1017	1333		2676	1095	1581		1286	446	840
50	2216	964	1251		2507	1026	1481		1230	433	798
51	2085	909	1176		2349	966	1384		1172	419	752
52	1968	863	1106		2210	911	1299		1123	411	712
53	1866	819	1046		2096	866	1230		1079	398	681
54	1779	786	993		2005	828	1177		1038	391	647
55	1693	749	944		1906	789	1118		996	378	617
56	1613	716	897		1807	753	1054		953	366	587
57	1531	680	850		1707	716	992		917	356	561
58	1452	648	804		1611	677	934		881	348	534
59	1377	614	764		1515	640	874		846	338	507
60	1295	580	715		1424	603	820		820	332	488
61	1214	550	664		1330	566	764		789	324	464
62	1138	518	620		1241	532	709		765	316	449
63	1068	492	576		1159	500	659		734	306	428

64	1001	464	537		1090	477	613		703	293	410
65	939	440	499		1018	448	570		678	287	390
66	884	421	463		952	426	525		649	279	370
67	828	403	425		893	404	489		623	273	351
68	779	384	395		835	379	455		596	265	331
69	731	367	364		788	361	427		575	257	317
70	682	344	337		743	344	399		550	252	298
71	629	319	309		694	323	371		517	242	275
72	578	291	287		653	310	343		487	232	255
73	532	268	264		603	289	315		457	223	234
74	488	245	243		561	274	287		426	211	215
75	444	224	220		508	254	255		388	194	194
76	394	201	193		462	238	225		359	180	179
77	351	178	173		414	218	196		322	163	158
78	311	160	151		380	205	174		293	149	144
79	273	141	132		337	185	152		262	135	126
80+	1587	809	777		1887	964	922		1862	928	934
ALL AGES	331708	160639	171070		379742	177418	202324		212607	99721	112886

2017	LUBOMBO			SWAZILAND			
AGE							
0	7735	3883	3853		35170	17826	17344
1	7204	3609	3596		33083	16818	16265
2	6950	3494	3455		31969	16301	15668
3	6774	3411	3362		31142	15902	15240
4	6624	3339	3285		30425	15549	14876

5	6492	3274	3217		29743	15209	14534
6	6364	3208	3156		29047	14858	14189
7	6233	3142	3091		28331	14499	13832
8	6102	3077	3024		27612	14139	13473
9	6029	3042	2987		27021	13852	13169
10	4650	2325	2326		22692	11487	11205
11	5392	2737	2655		25084	12793	12291
12	5645	2862	2783		25963	13208	12755
13	5679	2871	2809		26171	13251	12920
14	5614	2821	2793		26067	13114	12953
15	5500	2755	2746		25814	12909	12905
16	5379	2687	2692		25557	12717	12840
17	5294	2641	2653		25401	12589	12812
18	5245	2614	2631		25325	12514	12811
19	5203	2596	2607		25277	12459	12818
20	5122	2552	2570		25123	12332	12791
21	5003	2490	2513		24844	12140	12704
22	4872	2424	2448		24467	11909	12558
23	4712	2345	2367		23966	11621	12345
24	4539	2258	2281		23362	11290	12072
25	4363	2164	2199		22699	10907	11792
26	4188	2062	2126		21999	10467	11532
27	4006	1959	2047		21277	10021	11256
28	3818	1851	1967		20550	9566	10984
29	3628	1742	1886		19824	9115	10709
30	3459	1639	1819		19073	8647	10426
31	3320	1549	1771		18340	8185	10155
32	3195	1470	1725		17616	7747	9869

33	3077	1394	1682		16922	7336	9586
34	2966	1328	1638		16237	6951	9286
35	2870	1270	1599		15611	6609	9002
36	2766	1214	1552		14984	6288	8696
37	2660	1155	1506		14318	5954	8364
38	2544	1092	1452		13573	5594	7979
39	2417	1023	1394		12800	5228	7572
40	2279	956	1323		12032	4883	7149
41	2131	888	1243		11317	4577	6740
42	2008	833	1175		10685	4307	6378
43	1902	782	1120		10169	4085	6084
44	1810	741	1068		9730	3893	5837
45	1733	710	1023		9349	3740	5609
46	1658	685	974		8973	3603	5370
47	1584	658	926		8588	3467	5121
48	1505	634	871		8170	3316	4854
49	1429	604	825		7741	3162	4579
50	1353	582	771		7306	3005	4301
51	1281	560	721		6887	2854	4033
52	1214	537	677		6515	2721	3794
53	1154	518	635		6194	2601	3593
54	1101	498	603		5922	2503	3419
55	1052	481	571		5647	2397	3250
56	1004	462	542		5377	2297	3080
57	959	442	516		5114	2195	2919
58	915	425	489		4859	2098	2761
59	868	407	461		4606	2000	2606
60	828	390	438		4367	1905	2462

61	791	372	420		4124	1812	2312
62	758	358	400		3901	1724	2177
63	728	345	383		3689	1643	2046
64	697	329	367		3490	1563	1927
65	664	314	351		3299	1490	1809
66	629	298	330		3113	1425	1688
67	592	279	312		2936	1359	1577
68	559	267	292		2769	1295	1474
69	526	249	277		2619	1234	1385
70	490	233	257		2464	1174	1290
71	448	211	237		2288	1095	1193
72	413	197	216		2131	1030	1101
73	377	178	200		1970	958	1012
74	344	162	182		1819	892	927
75	316	149	167		1657	821	836
76	290	137	153		1506	756	750
77	268	127	141		1355	687	668
78	241	114	128		1225	628	597
79	223	105	118		1095	567	528
80+	1437	705	732		6772	3406	3366
ALL AGES	234192	113291	120901		1158249	551069	607180

2017	HHOHHO			MANZINI			SHISELWENI		
POPULATION BY 5 YEAR AGE GROUPS	TOTAL	MALE	FEMALE	TOTAL	MALE	FEMALE	TOTAL	MALE	FEMALE
0-4	44,914	23,082	21,832	47,929	24,402	23,526	25,745	13,135	12,609
5_9	40,529	20,955	19,574	42,452	21,722	20,730	25,474	13,065	12,409

10_14	34,660	17,566	17,094		37,655	19,017	18,639		26,684	13,658	13,026
15-19	34,520	17,114	17,407		39,280	19,155	20,125		26,951	13,627	13,324
20-24	33,392	16,367	17,025		39,855	18,740	21,115		24,270	12,116	12,154
25-29	30,253	14,605	15,648		37,752	17,074	20,678		18,341	8,622	9,719
30-34	25,857	11,919	13,938		33,018	14,132	18,886		13,296	5,433	7,863
35-39	21,028	9,179	11,849		26,072	10,757	15,316		10,930	3,983	6,947
40-44	16,134	6,841	9,293		19,249	7,891	11,358		8,423	2,815	5,608
45-49	12,955	5,540	7,415		15,001	6,120	8,881		6,954	2,334	4,620
50-54	9,913	4,341	5,572		11,168	4,598	6,569		5,640	2,051	3,589
55-59	7,666	3,407	4,259		8,547	3,576	4,971		4,593	1,786	2,807
60-64	5,718	2,604	3,114		6,241	2,677	3,564		3,811	1,573	2,238
65-69	4,160	2,015	2,145		4,485	2,020	2,465		3,120	1,360	1,760
70-74	2,910	1,469	1,441		3,252	1,538	1,714		2,435	1,159	1,276
75-79	1,773	903	869		2,104	1,103	1,001		1,625	822	803
80+	1,587	810	777		1,887	963	924		1,862	929	933
All Ages	327,968	158,716	169,251		375,947	175,485	200,462		210,154	98,471	111,684

2017	LUBOMBO			SWAZILAND		
POPULATION BY 5 YEAR AGE GROUPS	TOTAL	MALE	FEMALE	TOTAL	MALE	FEMALE
0-4	33,539	16,858	16,681	152,127	77,478	74,649
5_9	30,681	15,474	15,207	139,135	71,216	67,919
10_14	26,978	13,614	13,364	125,977	63,854	62,123
15-19	26,623	13,292	13,330	127,374	63,188	64,186
20-24	24,247	12,070	12,177	121,764	59,293	62,471
25-29	20,000	9,774	10,226	106,346	50,075	56,271
30-34	16,019	7,382	8,637	88,190	38,866	49,324
35-39	13,257	5,756	7,501	71,287	29,674	41,613

40-44	10,129	4,198	5,931		53,935	21,745	32,190
45-49	7,911	3,293	4,618		42,820	17,287	25,533
50-54	6,102	2,693	3,409		32,823	13,684	19,139
55-59	4,798	2,219	2,579		25,604	10,988	14,616
60-64	3,801	1,793	2,008		19,571	8,647	10,924
65-69	2,970	1,407	1,562		14,735	6,803	7,932
70-74	2,073	981	1,092		10,670	5,148	5,522
75-79	1,337	631	707		6,839	3,459	3,380
80+	1,437	704	733		6,773	3,406	3,367
All Ages	231,902	112,140	119,762		1,145,970	544,811	601,159

2018	HHOHHO			MANZINI			SHISELWENI		
AGE	TOTAL	MALE	FEMALE	TOTAL	MALE	FEMALE	TOTAL	MALE	FEMALE
0	9,692	4,937	4,754	10,319	5,236	5,083	5,259	2,670	2,589
1	9,185	4,715	4,470	9,846	5,005	4,841	5,096	2,595	2,501
2	8,958	4,613	4,345	9,591	4,888	4,703	5,049	2,579	2,470
3	8,802	4,541	4,261	9,407	4,799	4,608	5,047	2,581	2,465
4	8,670	4,476	4,194	9,244	4,720	4,524	5,060	2,590	2,470
5	8,536	4,409	4,127	9,072	4,633	4,439	5,080	2,603	2,477
6	8,392	4,335	4,057	8,888	4,545	4,344	5,094	2,611	2,483
7	8,236	4,261	3,975	8,688	4,443	4,244	5,112	2,621	2,492
8	8,074	4,175	3,899	8,472	4,339	4,133	5,098	2,616	2,482
9	7,915	4,095	3,821	8,241	4,223	4,018	5,062	2,600	2,462
10	7,787	4,031	3,756	8,041	4,125	3,916	5,033	2,588	2,446
11	6,396	3,285	3,112	6,867	3,455	3,412	4,736	2,404	2,332

12	6,908	3,522	3,387		7,458	3,793	3,665		5,275	2,717	2,559
13	7,066	3,580	3,486		7,705	3,911	3,794		5,497	2,833	2,664
14	7,087	3,568	3,520		7,799	3,934	3,865		5,554	2,852	2,702
15	7,035	3,527	3,508		7,814	3,908	3,906		5,524	2,823	2,700
16	6,969	3,481	3,488		7,816	3,870	3,946		5,435	2,769	2,666
17	6,900	3,437	3,462		7,821	3,834	3,986		5,355	2,720	2,636
18	6,852	3,402	3,450		7,842	3,814	4,028		5,308	2,690	2,618
19	6,820	3,380	3,440		7,890	3,812	4,078		5,274	2,673	2,602
20	6,790	3,354	3,436		7,947	3,812	4,135		5,203	2,633	2,569
21	6,765	3,331	3,434		8,006	3,808	4,198		5,066	2,551	2,515
22	6,731	3,308	3,423		8,033	3,788	4,245		4,907	2,463	2,444
23	6,672	3,271	3,400		8,035	3,766	4,270		4,724	2,358	2,366
24	6,585	3,228	3,357		7,998	3,722	4,276		4,506	2,242	2,265
25	6,452	3,155	3,297		7,908	3,650	4,258		4,251	2,093	2,158
26	6,294	3,071	3,223		7,793	3,567	4,226		3,988	1,932	2,055
27	6,135	2,973	3,162		7,662	3,479	4,183		3,755	1,781	1,973
28	5,977	2,881	3,096		7,536	3,387	4,148		3,508	1,629	1,880
29	5,818	2,788	3,030		7,417	3,300	4,117		3,257	1,470	1,787
30	5,654	2,681	2,973		7,253	3,185	4,068		3,004	1,318	1,686
31	5,464	2,557	2,907		7,019	3,039	3,980		2,814	1,192	1,621
32	5,280	2,438	2,842		6,772	2,896	3,876		2,660	1,094	1,566
33	5,088	2,321	2,767		6,517	2,755	3,762		2,522	1,004	1,519
34	4,898	2,209	2,689		6,254	2,612	3,642		2,412	932	1,479

35	4,694	2,090	2,604		5,963	2,470	3,493		2,321	871	1,450
36	4,500	1,980	2,520		5,688	2,339	3,349		2,264	830	1,434
37	4,326	1,885	2,441		5,410	2,212	3,199		2,199	793	1,406
38	4,126	1,776	2,350		5,125	2,089	3,036		2,132	756	1,376
39	3,918	1,669	2,249		4,824	1,960	2,864		2,034	707	1,327
40	3,708	1,565	2,143		4,503	1,825	2,677		1,931	658	1,273
41	3,502	1,472	2,030		4,205	1,700	2,505		1,818	608	1,210
42	3,313	1,392	1,921		3,957	1,601	2,355		1,701	560	1,141
43	3,136	1,315	1,821		3,730	1,509	2,221		1,606	518	1,088
44	2,996	1,252	1,744		3,540	1,433	2,107		1,537	492	1,046
45	2,868	1,203	1,665		3,372	1,360	2,012		1,497	478	1,019
46	2,756	1,159	1,597		3,227	1,301	1,925		1,452	469	983
47	2,649	1,120	1,530		3,085	1,243	1,842		1,405	459	945
48	2,536	1,078	1,458		2,945	1,184	1,761		1,361	453	908
49	2,423	1,036	1,387		2,780	1,120	1,660		1,303	440	863
50	2,290	984	1,305		2,613	1,053	1,560		1,245	426	819
51	2,157	933	1,225		2,445	991	1,454		1,188	414	774
52	2,033	882	1,151		2,288	928	1,360		1,133	403	730
53	1,912	832	1,081		2,153	877	1,276		1,086	393	693
54	1,818	794	1,024		2,043	833	1,210		1,039	380	659
55	1,724	758	966		1,946	797	1,149		1,001	376	625
56	1,641	724	917		1,840	758	1,082		962	366	596
57	1,557	692	865		1,745	724	1,021		922	355	567

58	1,483	657	826		1,650	688	962		882	343	539
59	1,402	623	779		1,553	649	904		850	336	514
60	1,323	591	731		1,457	613	844		813	325	488
61	1,237	556	680		1,358	576	782		785	318	467
62	1,156	527	629		1,271	539	731		756	309	447
63	1,089	499	590		1,187	507	680		731	302	429
64	1,015	469	546		1,107	478	629		705	295	410
65	952	446	506		1,036	455	582		674	284	390
66	895	428	467		961	428	533		647	279	367
67	837	406	431		900	407	493		619	270	348
68	788	390	398		847	385	462		593	264	329
69	741	372	369		792	364	428		569	257	312
70	685	347	338		742	346	396		544	250	294
71	632	323	309		693	324	368		510	239	271
72	580	296	285		650	310	340		482	231	251
73	535	272	263		611	295	316		453	221	232
74	490	248	242		564	274	290		426	212	214
75	446	229	217		518	260	258		393	200	193
76	399	207	192		465	241	224		356	183	173
77	358	187	171		424	226	198		325	169	157
78	314	164	150		382	209	173		295	154	142
79	282	150	132		347	193	153		266	138	127
80+	1,612	848	764		1,926	1,020	906		1,873	966	907

ALL AGES	332,722	161,166	171,556		381,834	178,144	203,691		210,211	98,576	111,634
-----------------	----------------	----------------	----------------	--	----------------	----------------	----------------	--	----------------	---------------	----------------

2018	LUBOMBO			SWAZILAND		
AGE	TOTAL	MALE	FEMALE	TOTAL	MALE	FEMALE
0	7,290	3,660	3,630	32,559	16,503	16,056
1	6,843	3,428	3,415	30,971	15,744	15,227
2	6,656	3,346	3,310	30,254	15,426	14,828
3	6,534	3,291	3,243	29,790	15,212	14,578
4	6,442	3,248	3,194	29,416	15,033	14,383
5	6,359	3,207	3,152	29,047	14,852	14,195
6	6,280	3,168	3,112	28,654	14,658	13,996
7	6,190	3,119	3,071	28,225	14,443	13,782
8	6,110	3,081	3,029	27,754	14,211	13,543
9	6,019	3,034	2,984	27,237	13,952	13,285
10	5,992	3,025	2,968	26,853	13,768	13,085
11	4,634	2,316	2,317	22,633	11,460	11,173
12	5,374	2,730	2,644	25,016	12,761	12,255
13	5,625	2,855	2,770	25,894	13,179	12,715
14	5,660	2,862	2,798	26,101	13,216	12,885
15	5,579	2,808	2,771	25,952	13,067	12,885

16	5,452	2,735	2,717		25,672	12,855	12,817
17	5,331	2,670	2,661		25,407	12,661	12,746
18	5,247	2,624	2,623		25,250	12,531	12,719
19	5,198	2,597	2,601		25,183	12,462	12,721
20	5,133	2,568	2,565		25,073	12,368	12,705
21	5,027	2,511	2,515		24,864	12,202	12,662
22	4,909	2,451	2,458		24,580	12,010	12,570
23	4,777	2,383	2,394		24,208	11,778	12,430
24	4,621	2,306	2,316		23,711	11,497	12,214
25	4,437	2,210	2,227		23,048	11,108	11,940
26	4,251	2,101	2,150		22,326	10,672	11,654
27	4,085	2,009	2,077		21,637	10,242	11,395
28	3,903	1,903	2,000		20,924	9,800	11,124
29	3,717	1,798	1,919		20,209	9,356	10,853
30	3,532	1,686	1,845		19,443	8,870	10,573
31	3,378	1,589	1,789		18,674	8,377	10,297
32	3,242	1,500	1,742		17,954	7,929	10,025
33	3,118	1,421	1,697		17,246	7,501	9,745
34	2,999	1,349	1,650		16,563	7,102	9,461
35	2,895	1,281	1,614		15,873	6,711	9,162
36	2,790	1,220	1,571		15,242	6,368	8,874
37	2,694	1,166	1,528		14,629	6,055	8,574
38	2,590	1,108	1,482		13,973	5,729	8,244

39	2,476	1,048	1,427		13,252	5,385	7,867
40	2,345	979	1,366		12,487	5,028	7,459
41	2,203	910	1,293		11,729	4,691	7,038
42	2,061	845	1,216		11,031	4,398	6,633
43	1,943	791	1,151		10,415	4,134	6,281
44	1,837	743	1,094		9,910	3,920	5,990
45	1,751	709	1,042		9,488	3,750	5,738
46	1,676	680	996		9,110	3,609	5,501
47	1,609	659	951		8,748	3,480	5,268
48	1,531	630	900		8,373	3,346	5,027
49	1,455	607	848		7,962	3,203	4,759
50	1,380	582	799		7,528	3,045	4,483
51	1,296	553	743		7,086	2,890	4,196
52	1,225	532	693		6,679	2,745	3,934
53	1,165	513	652		6,317	2,615	3,702
54	1,104	493	610		6,003	2,500	3,503
55	1,059	477	582		5,730	2,408	3,322
56	1,010	461	549		5,452	2,308	3,144
57	965	442	523		5,190	2,213	2,977
58	924	426	498		4,940	2,115	2,825
59	879	406	472		4,684	2,015	2,669
60	835	391	444		4,428	1,921	2,507
61	792	370	422		4,171	1,820	2,351

62	758	356	402		3,941	1,732	2,209
63	724	342	383		3,732	1,650	2,082
64	695	328	367		3,522	1,570	1,952
65	666	314	352		3,328	1,499	1,829
66	630	299	331		3,132	1,433	1,699
67	595	284	310		2,950	1,368	1,582
68	563	269	295		2,791	1,308	1,483
69	528	250	278		2,630	1,243	1,387
70	494	235	258		2,464	1,178	1,286
71	451	216	235		2,285	1,102	1,183
72	416	197	218		2,128	1,034	1,094
73	378	179	199		1,977	968	1,009
74	349	167	182		1,829	901	928
75	317	150	167		1,674	839	835
76	291	140	152		1,512	771	741
77	268	128	139		1,375	710	665
78	247	119	128		1,238	646	592
79	223	107	116		1,118	589	529
80+	1,455	734	721		6,866	3,568	3,298
ALL AGES	234,483	113,431	121,052		1,159,250	551,317	607,933

2018	HHOHHO			MANZINI			SHISELWENI		
POPULATION BY 5 YEAR AGE	TOTAL	MALE	FEMALE	TOTAL	MALE	FEMALE	TOTAL	MALE	FEMALE

GROUPS											
0-4	45,307	23,283	22,024		48,407	24,646	23,760		25,511	13,015	12,496
5_9	41,153	21,274	19,878		43,361	22,183	21,178		25,446	13,050	12,396
10_14	35,245	17,985	17,260		37,870	19,218	18,652		26,096	13,393	12,703
15-19	34,576	17,227	17,348		39,184	19,239	19,945		26,897	13,675	13,222
20-24	33,543	16,492	17,050		40,020	18,896	21,123		24,406	12,247	12,159
25-29	30,677	14,869	15,808		38,315	17,382	20,933		18,759	8,905	9,853
30-34	26,385	12,206	14,179		33,814	14,487	19,327		13,412	5,541	7,871
35-39	21,563	9,400	12,164		27,010	11,069	15,941		10,951	3,956	6,994
40-44	16,656	6,997	9,658		19,934	8,069	11,865		8,593	2,836	5,758
45-49	13,233	5,596	7,637		15,408	6,208	9,201		7,018	2,300	4,718
50-54	10,211	4,425	5,785		11,541	4,681	6,860		5,691	2,016	3,675
55-59	7,807	3,453	4,353		8,735	3,616	5,119		4,617	1,776	2,841
60-64	5,820	2,643	3,177		6,380	2,713	3,667		3,790	1,549	2,241
65-69	4,212	2,042	2,171		4,536	2,039	2,497		3,101	1,355	1,746
70-74	2,922	1,486	1,436		3,260	1,550	1,710		2,414	1,152	1,262
75-79	1,800	938	862		2,135	1,129	1,006		1,635	843	792
80+	1,612	848	764		1,926	1,020	906		1,873	966	907
All Ages	332,722	161,166	171,556		381,834	178,144	203,691		210,211	98,576	111,634

2018	LUBOMBO			SWAZILAND		
POPULATION BY 5 YEAR AGE GROUPS	TOTAL	MALE	FEMALE	TOTAL	MALE	FEMALE
0-4	33,765	16,973	16,792	152,990	77,918	75,072
5_9	30,958	15,609	15,349	140,917	72,116	68,801
10_14	27,286	13,788	13,498	126,497	64,384	62,113
15-19	26,808	13,435	13,373	127,464	63,576	63,888

20-24	24,468	12,219	12,248		122,436	59,855	62,581
25-29	20,394	10,022	10,372		108,144	51,178	56,966
30-34	16,269	7,545	8,724		89,880	39,779	50,101
35-39	13,445	5,823	7,622		72,969	30,248	42,721
40-44	10,389	4,269	6,120		55,572	22,171	33,401
45-49	8,022	3,285	4,737		43,681	17,388	26,293
50-54	6,170	2,673	3,497		33,613	13,795	19,818
55-59	4,837	2,213	2,624		25,996	11,059	14,937
60-64	3,804	1,787	2,017		19,794	8,693	11,101
65-69	2,982	1,416	1,566		14,831	6,851	7,980
70-74	2,087	995	1,092		10,683	5,183	5,500
75-79	1,346	645	702		6,917	3,555	3,362
80+	1,455	734	721		6,866	3,568	3,298
All Ages	234,483	113,431	121,052		1,159,250	551,317	607,933

2019	HHOHHO			MANZINI			SHISELWENI		
AGE	TOTAL	MALE	FEMALE	TOTAL	MALE	FEMALE	TOTAL	MALE	FEMALE
0	9,717	4,950	4,767	10,337	5,245	5,092	5,187	2,634	2,553
1	9,231	4,739	4,492	9,895	5,029	4,865	5,037	2,565	2,472
2	9,022	4,647	4,375	9,664	4,925	4,739	5,001	2,554	2,447
3	8,883	4,581	4,302	9,504	4,849	4,655	5,003	2,559	2,444
4	8,765	4,526	4,239	9,362	4,779	4,583	5,022	2,571	2,451
5	8,643	4,464	4,179	9,214	4,707	4,507	5,043	2,583	2,460
6	8,511	4,397	4,114	9,044	4,622	4,422	5,064	2,596	2,468
7	8,367	4,323	4,044	8,860	4,534	4,326	5,080	2,605	2,475
8	8,212	4,250	3,962	8,661	4,432	4,229	5,097	2,614	2,482
9	8,050	4,165	3,886	8,445	4,328	4,117	5,084	2,610	2,473

10	7,887	4,081	3,806		8,225	4,216	4,009		5,048	2,595	2,453
11	7,752	4,013	3,739		8,036	4,120	3,915		5,019	2,584	2,435
12	6,365	3,267	3,098		6,866	3,453	3,413		4,723	2,401	2,322
13	6,876	3,505	3,371		7,455	3,790	3,664		5,261	2,712	2,549
14	7,033	3,563	3,471		7,702	3,907	3,795		5,482	2,828	2,654
15	7,052	3,552	3,500		7,801	3,931	3,869		5,514	2,840	2,675
16	6,996	3,515	3,481		7,820	3,905	3,915		5,458	2,800	2,658
17	6,931	3,469	3,462		7,822	3,867	3,955		5,370	2,746	2,624
18	6,861	3,425	3,436		7,826	3,831	3,994		5,292	2,697	2,594
19	6,814	3,390	3,424		7,847	3,812	4,035		5,245	2,668	2,577
20	6,786	3,369	3,417		7,909	3,813	4,096		5,160	2,621	2,539
21	6,757	3,343	3,414		7,978	3,815	4,164		5,039	2,553	2,486
22	6,734	3,321	3,413		8,034	3,809	4,225		4,904	2,472	2,433
23	6,698	3,297	3,402		8,064	3,791	4,273		4,746	2,384	2,362
24	6,639	3,259	3,380		8,063	3,767	4,296		4,566	2,282	2,284
25	6,531	3,202	3,329		8,007	3,709	4,298		4,337	2,148	2,189
26	6,377	3,114	3,263		7,897	3,623	4,274		4,070	1,983	2,086
27	6,221	3,031	3,190		7,782	3,540	4,242		3,814	1,828	1,986
28	6,063	2,933	3,129		7,653	3,453	4,200		3,585	1,681	1,904
29	5,905	2,843	3,062		7,528	3,361	4,167		3,344	1,533	1,811
30	5,736	2,735	3,001		7,361	3,248	4,113		3,110	1,382	1,728
31	5,564	2,617	2,947		7,148	3,106	4,042		2,876	1,240	1,636
32	5,377	2,494	2,882		6,919	2,965	3,954		2,692	1,119	1,573

33	5,194	2,378	2,816		6,674	2,823	3,851		2,545	1,026	1,519
34	5,005	2,264	2,742		6,424	2,686	3,738		2,413	940	1,473
35	4,807	2,145	2,662		6,148	2,540	3,608		2,317	875	1,443
36	4,594	2,021	2,573		5,847	2,396	3,451		2,242	818	1,424
37	4,403	1,914	2,489		5,575	2,268	3,307		2,189	781	1,408
38	4,233	1,823	2,410		5,305	2,145	3,160		2,124	744	1,380
39	4,038	1,716	2,322		5,024	2,025	2,999		2,061	711	1,350
40	3,839	1,617	2,222		4,722	1,896	2,826		1,968	666	1,303
41	3,637	1,519	2,118		4,400	1,760	2,640		1,871	620	1,251
42	3,436	1,430	2,006		4,111	1,640	2,471		1,760	572	1,188
43	3,249	1,349	1,900		3,866	1,543	2,323		1,647	527	1,119
44	3,075	1,276	1,799		3,644	1,453	2,191		1,557	489	1,068
45	2,934	1,215	1,719		3,458	1,382	2,076		1,492	468	1,025
46	2,804	1,169	1,635		3,294	1,312	1,983		1,459	461	998
47	2,694	1,125	1,569		3,151	1,255	1,897		1,414	452	962
48	2,590	1,088	1,502		3,013	1,198	1,815		1,369	443	926
49	2,479	1,047	1,432		2,879	1,143	1,736		1,325	436	889
50	2,363	1,004	1,359		2,712	1,079	1,633		1,265	423	842
51	2,229	952	1,277		2,548	1,014	1,535		1,203	408	795
52	2,101	903	1,198		2,383	954	1,429		1,148	396	752
53	1,980	854	1,126		2,230	893	1,337		1,095	386	709
54	1,861	805	1,057		2,100	844	1,256		1,049	377	673
55	1,765	768	997		1,982	801	1,181		1,003	365	637

56	1,667	731	936		1,878	764	1,114		966	364	602
57	1,588	699	888		1,777	728	1,049		928	353	574
58	1,507	668	839		1,686	696	990		890	344	546
59	1,434	635	799		1,593	661	932		851	332	519
60	1,347	600	747		1,492	621	871		817	323	494
61	1,261	566	695		1,393	586	807		780	312	468
62	1,179	533	646		1,298	550	748		752	304	448
63	1,102	505	597		1,215	514	701		725	296	428
64	1,038	479	559		1,134	484	651		702	290	412
65	966	452	515		1,053	456	597		674	285	390
66	905	432	474		981	435	546		643	276	366
67	852	414	438		909	408	501		617	271	346
68	796	393	403		852	389	463		591	263	327
69	748	376	372		802	369	434		566	257	309
70	695	353	342		745	347	398		536	247	289
71	633	324	310		694	329	364		507	238	269
72	584	301	284		648	309	339		474	226	247
73	537	276	261		608	295	313		449	220	229
74	494	253	241		572	281	291		423	211	212
75	448	231	217		522	261	261		393	200	193
76	403	213	190		474	247	228		358	187	171
77	361	193	168		426	229	197		325	171	154
78	324	174	150		389	214	175		298	158	139

79	284	153	131		350	198	152		269	144	125
80+	1,645	891	753		1,970	1,076	893		1,889	1,004	886
ALL AGES	337,464	163,604	173,860		387,684	180,782	206,902		210,211	98,649	111,562

2019	LUBOMBO			SWAZILAND		
AGE	TOTAL	MALE	FEMALE	TOTAL	MALE	FEMALE
0	7,311	3,671	3,640	32,553	16,500	16,053
1	6,874	3,444	3,430	31,037	15,778	15,259
2	6,694	3,365	3,329	30,381	15,491	14,890
3	6,583	3,316	3,267	29,973	15,305	14,668
4	6,492	3,272	3,219	29,641	15,148	14,493
5	6,419	3,237	3,182	29,320	14,991	14,329
6	6,341	3,197	3,143	28,960	14,813	14,147
7	6,262	3,158	3,104	28,569	14,621	13,948
8	6,173	3,109	3,064	28,143	14,406	13,737
9	6,092	3,071	3,021	27,671	14,174	13,497
10	6,000	3,025	2,974	27,160	13,917	13,243
11	5,974	3,017	2,957	26,781	13,734	13,047
12	4,617	2,310	2,307	22,571	11,431	11,140
13	5,357	2,722	2,634	24,949	12,730	12,219

14	5,606	2,848	2,759		25,824	13,146	12,678
15	5,626	2,849	2,777		25,993	13,172	12,821
16	5,531	2,791	2,740		25,806	13,012	12,794
17	5,404	2,718	2,686		25,527	12,800	12,727
18	5,285	2,654	2,632		25,263	12,607	12,656
19	5,201	2,607	2,593		25,106	12,477	12,629
20	5,127	2,568	2,558		24,982	12,371	12,611
21	5,039	2,528	2,511		24,813	12,238	12,575
22	4,933	2,472	2,461		24,606	12,073	12,533
23	4,815	2,412	2,404		24,324	11,883	12,441
24	4,686	2,344	2,342		23,954	11,652	12,302
25	4,520	2,255	2,264		23,395	11,314	12,081
26	4,329	2,151	2,178		22,673	10,872	11,801
27	4,142	2,043	2,099		21,960	10,443	11,517
28	3,982	1,953	2,028		21,282	10,020	11,262
29	3,803	1,850	1,953		20,580	9,587	10,993
30	3,624	1,745	1,879		19,831	9,110	10,721
31	3,450	1,634	1,816		19,037	8,597	10,440
32	3,297	1,538	1,759		18,284	8,116	10,168
33	3,166	1,453	1,713		17,579	7,680	9,899
34	3,044	1,375	1,669		16,886	7,265	9,621
35	2,923	1,300	1,623		16,195	6,860	9,335
36	2,819	1,231	1,588		15,502	6,467	9,035

37	2,716	1,171	1,545		14,883	6,134	8,749
38	2,623	1,119	1,504		14,285	5,831	8,454
39	2,520	1,064	1,456		13,644	5,516	8,128
40	2,402	1,002	1,400		12,931	5,180	7,751
41	2,270	934	1,336		12,178	4,833	7,345
42	2,133	867	1,266		11,439	4,508	6,931
43	1,993	805	1,188		10,754	4,224	6,530
44	1,878	752	1,126		10,154	3,970	6,184
45	1,778	711	1,067		9,662	3,775	5,887
46	1,697	681	1,016		9,254	3,622	5,632
47	1,624	653	971		8,883	3,485	5,398
48	1,557	631	926		8,529	3,360	5,169
49	1,480	605	876		8,163	3,231	4,932
50	1,403	580	823		7,743	3,086	4,657
51	1,324	555	769		7,304	2,929	4,375
52	1,243	528	715		6,874	2,780	4,094
53	1,173	507	666		6,478	2,640	3,838
54	1,116	489	627		6,126	2,514	3,612
55	1,059	472	588		5,809	2,406	3,403
56	1,021	459	562		5,532	2,318	3,214
57	972	442	529		5,264	2,223	3,041
58	928	424	504		5,011	2,131	2,880
59	890	409	481		4,769	2,037	2,732

60	843	389	454		4,500	1,933	2,567
61	799	373	426		4,233	1,837	2,396
62	758	353	405		3,987	1,740	2,247
63	726	340	385		3,767	1,656	2,111
64	694	325	369		3,568	1,578	1,990
65	661	313	349		3,355	1,505	1,850
66	632	299	333		3,161	1,442	1,719
67	597	285	312		2,974	1,378	1,596
68	565	271	294		2,803	1,316	1,487
69	534	256	278		2,651	1,258	1,393
70	494	235	259		2,471	1,183	1,288
71	455	218	237		2,289	1,109	1,180
72	416	201	215		2,122	1,037	1,085
73	383	182	200		1,976	973	1,003
74	348	166	182		1,837	911	926
75	322	156	166		1,685	848	837
76	292	141	151		1,528	788	740
77	268	131	138		1,380	724	656
78	247	120	126		1,257	667	590
79	227	112	116		1,130	606	524
80+	1,475	766	710		6,979	3,737	3,242
ALL AGES	237,074	114,725	122,348		1,172,433	557,760	614,673

2019	HHOHHO			MANZINI			SHISELWENI		
POPULATION BY 5 YEAR AGE GROUPS	TOTAL	MALE	FEMALE	TOTAL	MALE	FEMALE	TOTAL	MALE	FEMALE
0-4	45,618	23,443	22,176	48,762	24,827	23,935	25,251	12,883	12,368
5_9	41,784	21,599	20,185	44,225	22,624	21,601	25,368	13,009	12,359
10_14	35,913	18,428	17,485	38,284	19,487	18,797	25,535	13,121	12,414
15-19	34,654	17,352	17,302	39,115	19,346	19,769	26,879	13,751	13,128
20-24	33,615	16,588	17,026	40,049	18,994	21,054	24,415	12,311	12,104
25-29	31,097	15,124	15,973	38,868	17,687	21,182	19,150	9,172	9,977
30-34	26,876	12,488	14,388	34,526	14,828	19,698	13,636	5,707	7,928
35-39	22,075	9,619	12,456	27,900	11,375	16,525	10,934	3,929	7,005
40-44	17,235	7,190	10,046	20,743	8,292	12,451	8,803	2,874	5,930
45-49	13,500	5,643	7,857	15,795	6,289	9,506	7,059	2,260	4,799
50-54	10,534	4,518	6,017	11,973	4,784	7,189	5,760	1,990	3,770
55-59	7,960	3,500	4,460	8,917	3,651	5,266	4,638	1,758	2,880
60-64	5,927	2,684	3,244	6,533	2,754	3,778	3,775	1,525	2,250
65-69	4,267	2,067	2,201	4,597	2,057	2,540	3,090	1,352	1,738
70-74	2,944	1,507	1,437	3,267	1,562	1,705	2,388	1,142	1,246
75-79	1,820	964	856	2,161	1,149	1,012	1,643	861	782
80+	1,645	891	753	1,970	1,076	893	1,889	1,004	886
All Ages	337,464	163,604	173,860	387,684	180,782	206,902	210,211	98,649	111,562

2019	LUBOMBO			SWAZILAND		
-------------	----------------	--	--	------------------	--	--

POPULATION BY 5 YEAR AGE GROUPS	TOTAL	MALE	FEMALE		TOTAL	MALE	FEMALE
0-4	33,954	17,069	16,885		153,585	78,222	75,363
5_9	31,287	15,773	15,513		142,663	73,005	69,658
10_14	27,554	13,922	13,632		127,285	64,958	62,327
15-19	27,048	13,619	13,429		127,695	64,068	63,627
20-24	24,601	12,324	12,277		122,679	60,217	62,462
25-29	20,775	10,253	10,522		109,890	52,236	57,654
30-34	16,580	7,745	8,835		91,617	40,768	50,849
35-39	13,600	5,885	7,716		74,509	30,808	43,701
40-44	10,675	4,360	6,315		57,456	22,715	34,741
45-49	8,136	3,281	4,856		44,491	17,473	27,018
50-54	6,258	2,658	3,600		34,525	13,949	20,576
55-59	4,870	2,205	2,665		26,385	11,115	15,270
60-64	3,820	1,781	2,039		20,055	8,744	11,311
65-69	2,989	1,423	1,566		14,944	6,899	8,045
70-74	2,096	1,002	1,094		10,695	5,213	5,482
75-79	1,356	660	696		6,980	3,633	3,347
80+	1,475	766	710		6,979	3,737	3,242
All Ages	237,074	114,725	122,348		1,172,433	557,760	614,673

2020	HHOHHO				MANZINI				SHISELWENI		
------	--------	--	--	--	---------	--	--	--	------------	--	--

AGE	TOTAL	MALE	FEMALE	TOTAL	MALE	FEMALE	TOTAL	MALE	FEMALE
0	9,723	4,953	4,770	10,325	5,239	5,086	5,108	2,593	2,515
1	9,259	4,753	4,506	9,916	5,040	4,875	4,972	2,532	2,440
2	9,069	4,670	4,398	9,714	4,950	4,764	4,942	2,524	2,418
3	8,947	4,615	4,332	9,578	4,887	4,692	4,955	2,534	2,421
4	8,846	4,565	4,280	9,457	4,828	4,629	4,980	2,549	2,431
5	8,738	4,514	4,225	9,333	4,766	4,566	5,006	2,565	2,441
6	8,618	4,452	4,166	9,186	4,696	4,490	5,028	2,576	2,452
7	8,486	4,386	4,100	9,016	4,611	4,405	5,050	2,591	2,460
8	8,344	4,313	4,031	8,832	4,523	4,309	5,064	2,599	2,466
9	8,188	4,238	3,950	8,634	4,422	4,212	5,082	2,609	2,473
10	8,022	4,150	3,872	8,430	4,321	4,109	5,069	2,605	2,464
11	7,852	4,063	3,789	8,220	4,212	4,008	5,035	2,591	2,444
12	7,718	3,995	3,723	8,032	4,117	3,915	5,006	2,581	2,426
13	6,334	3,250	3,083	6,864	3,450	3,414	4,710	2,398	2,312
14	6,844	3,488	3,356	7,451	3,787	3,664	5,248	2,708	2,540
15	6,998	3,547	3,451	7,704	3,905	3,799	5,442	2,815	2,627
16	7,014	3,540	3,473	7,809	3,929	3,879	5,450	2,818	2,632
17	6,958	3,503	3,455	7,826	3,903	3,923	5,393	2,777	2,616
18	6,894	3,459	3,435	7,828	3,864	3,964	5,306	2,723	2,583
19	6,823	3,413	3,410	7,831	3,829	4,002	5,228	2,676	2,553

20	6,780	3,379	3,401		7,866	3,812	4,054		5,132	2,617	2,515
21	6,755	3,358	3,397		7,941	3,816	4,125		4,997	2,540	2,457
22	6,724	3,331	3,394		8,008	3,817	4,192		4,878	2,474	2,404
23	6,704	3,311	3,393		8,064	3,811	4,253		4,745	2,394	2,351
24	6,666	3,285	3,381		8,094	3,793	4,301		4,588	2,307	2,281
25	6,584	3,233	3,352		8,072	3,754	4,318		4,396	2,188	2,208
26	6,457	3,161	3,295		7,998	3,683	4,315		4,155	2,037	2,118
27	6,303	3,075	3,229		7,888	3,596	4,291		3,894	1,878	2,016
28	6,148	2,991	3,157		7,773	3,514	4,259		3,644	1,727	1,917
29	5,990	2,894	3,096		7,644	3,427	4,218		3,421	1,584	1,837
30	5,824	2,791	3,033		7,472	3,309	4,163		3,193	1,443	1,750
31	5,644	2,670	2,975		7,257	3,170	4,087		2,979	1,301	1,678
32	5,474	2,553	2,921		7,047	3,031	4,016		2,752	1,164	1,587
33	5,292	2,435	2,857		6,821	2,891	3,930		2,576	1,050	1,526
34	5,109	2,319	2,790		6,579	2,753	3,826		2,435	962	1,473
35	4,912	2,199	2,713		6,317	2,614	3,703		2,320	883	1,437
36	4,705	2,075	2,630		6,028	2,465	3,563		2,240	823	1,417
37	4,497	1,956	2,541		5,733	2,325	3,409		2,166	769	1,397
38	4,309	1,850	2,459		5,467	2,200	3,267		2,117	735	1,382
39	4,144	1,762	2,382		5,201	2,080	3,121		2,054	699	1,355
40	3,956	1,661	2,295		4,921	1,959	2,962		1,996	670	1,326
41	3,766	1,570	2,196		4,616	1,829	2,787		1,907	627	1,281
42	3,568	1,473	2,095		4,302	1,697	2,604		1,812	585	1,227

43	3,370	1,388	1,983		4,019	1,581	2,438		1,704	538	1,166
44	3,186	1,308	1,878		3,778	1,487	2,292		1,596	498	1,099
45	3,011	1,238	1,773		3,561	1,401	2,159		1,515	466	1,049
46	2,868	1,180	1,688		3,379	1,333	2,046		1,453	450	1,003
47	2,741	1,135	1,606		3,219	1,265	1,954		1,422	445	976
48	2,635	1,093	1,542		3,079	1,211	1,868		1,378	435	942
49	2,531	1,056	1,475		2,945	1,155	1,790		1,335	428	907
50	2,419	1,015	1,403		2,810	1,102	1,708		1,285	419	867
51	2,300	971	1,329		2,644	1,038	1,606		1,222	405	817
52	2,171	921	1,250		2,485	977	1,509		1,162	391	771
53	2,045	873	1,172		2,323	919	1,404		1,111	380	731
54	1,929	827	1,102		2,175	861	1,315		1,058	369	688
55	1,806	778	1,029		2,037	810	1,227		1,013	363	650
56	1,707	741	966		1,914	771	1,144		968	354	614
57	1,614	706	907		1,814	735	1,080		932	351	581
58	1,536	676	861		1,717	700	1,017		895	341	554
59	1,458	645	814		1,628	668	959		860	334	527
60	1,377	611	767		1,532	633	899		819	320	500
61	1,285	575	709		1,428	593	835		783	309	474
62	1,202	542	660		1,330	558	772		748	299	449
63	1,125	512	613		1,241	524	717		721	291	430
64	1,049	484	566		1,161	491	671		694	284	411
65	988	462	527		1,080	463	617		672	280	392

66	919	436	483		997	437	560		643	276	366
67	861	418	443		929	415	514		614	269	345
68	810	401	409		859	389	470		589	264	325
69	757	380	377		808	373	435		564	256	308
70	702	357	345		754	351	403		535	248	287
71	644	330	314		698	331	367		500	235	265
72	585	302	284		649	313	336		471	226	245
73	541	280	261		605	294	311		441	216	226
74	496	257	239		570	281	288		419	210	209
75	453	236	217		530	268	262		389	199	191
76	405	215	190		478	248	230		359	188	171
77	364	198	167		435	234	201		327	175	152
78	326	179	147		391	218	173		297	161	136
79	293	162	131		357	203	154		272	148	123
80+	1,676	933	743		2,013	1,132	881		1,910	1,043	867
ALL AGES	342,175	166,020	176,155		393,469	183,387	210,082		210,144	98,681	111,463

2020	LUBOMBO			SWAZILAND		
AGE	TOTAL	MALE	FEMALE	TOTAL	MALE	FEMALE
0	7,322	3,678	3,645	32,479	16,463	16,016
1	6,897	3,456	3,442	31,044	15,782	15,262

2	6,725	3,380	3,345		30,450	15,525	14,925
3	6,620	3,334	3,286		30,101	15,370	14,731
4	6,542	3,299	3,243		29,825	15,242	14,583
5	6,467	3,261	3,206		29,544	15,106	14,438
6	6,401	3,227	3,174		29,233	14,952	14,281
7	6,323	3,188	3,135		28,875	14,775	14,100
8	6,245	3,149	3,096		28,485	14,584	13,901
9	6,155	3,100	3,056		28,060	14,369	13,691
10	6,073	3,063	3,010		27,594	14,139	13,455
11	5,980	3,016	2,963		27,086	13,882	13,204
12	5,954	3,008	2,946		26,711	13,701	13,010
13	4,603	2,305	2,298		22,510	11,403	11,107
14	5,339	2,714	2,624		24,882	12,698	12,184
15	5,573	2,835	2,738		25,717	13,102	12,615
16	5,578	2,831	2,747		25,850	13,118	12,732
17	5,485	2,775	2,710		25,662	12,957	12,705
18	5,358	2,701	2,656		25,385	12,747	12,638
19	5,239	2,637	2,602		25,121	12,554	12,567
20	5,130	2,578	2,551		24,907	12,386	12,521
21	5,033	2,528	2,505		24,726	12,242	12,484
22	4,946	2,489	2,457		24,557	12,110	12,447
23	4,840	2,432	2,408		24,353	11,947	12,406
24	4,725	2,373	2,352		24,073	11,758	12,315

25	4,584	2,294	2,290		23,637	11,469	12,168
26	4,410	2,195	2,215		23,019	11,076	11,943
27	4,221	2,093	2,128		22,306	10,642	11,664
28	4,039	1,988	2,051		21,604	10,220	11,384
29	3,879	1,899	1,980		20,935	9,804	11,131
30	3,709	1,795	1,913		20,198	9,338	10,860
31	3,540	1,692	1,848		19,421	8,833	10,588
32	3,370	1,584	1,787		18,643	8,332	10,311
33	3,218	1,490	1,729		17,907	7,865	10,042
34	3,091	1,406	1,685		17,214	7,440	9,774
35	2,967	1,325	1,642		16,516	7,021	9,495
36	2,846	1,250	1,596		15,818	6,612	9,206
37	2,746	1,183	1,563		15,142	6,232	8,910
38	2,643	1,124	1,520		14,536	5,909	8,627
39	2,553	1,075	1,478		13,952	5,616	8,336
40	2,447	1,019	1,428		13,320	5,309	8,011
41	2,326	956	1,370		12,615	4,981	7,634
42	2,198	891	1,307		11,879	4,646	7,233
43	2,063	826	1,237		11,156	4,332	6,824
44	1,927	765	1,161		10,488	4,058	6,430
45	1,818	719	1,099		9,904	3,824	6,080
46	1,723	683	1,040		9,424	3,646	5,778
47	1,645	654	991		9,026	3,499	5,527

48	1,572	627	946		8,664	3,366	5,298
49	1,507	606	901		8,318	3,245	5,073
50	1,426	578	848		7,940	3,114	4,826
51	1,347	554	793		7,514	2,969	4,545
52	1,270	529	740		7,088	2,818	4,270
53	1,190	503	687		6,669	2,674	3,995
54	1,122	482	640		6,284	2,539	3,745
55	1,072	468	604		5,929	2,419	3,510
56	1,021	453	568		5,610	2,318	3,292
57	983	441	542		5,343	2,233	3,110
58	935	424	511		5,083	2,141	2,942
59	892	406	487		4,838	2,052	2,786
60	854	392	463		4,583	1,955	2,628
61	808	372	436		4,303	1,849	2,454
62	766	357	409		4,046	1,756	2,290
63	725	336	388		3,812	1,664	2,148
64	695	325	370		3,600	1,583	2,017
65	661	310	351		3,401	1,514	1,887
66	627	297	330		3,186	1,447	1,739
67	600	286	314		3,004	1,388	1,616
68	567	271	295		2,824	1,325	1,499
69	535	257	278		2,664	1,266	1,398
70	500	240	259		2,491	1,197	1,294

71	456	219	237		2,297	1,115	1,182
72	420	202	218		2,125	1,043	1,082
73	383	186	197		1,971	976	995
74	352	169	184		1,836	916	920
75	321	155	166		1,694	858	836
76	296	146	150		1,538	796	742
77	270	133	137		1,396	740	656
78	247	122	124		1,261	680	581
79	228	113	115		1,150	627	523
80+	1,497	798	700		7,097	3,906	3,191
ALL AGES	239,661	116,016	123,644		1,185,449	564,105	621,344

2020	HHOHHO			MANZINI			SHISELWENI		
POPULATION BY 5 YEAR AGE GROUPS	TOTAL	MALE	FEMALE	TOTAL	MALE	FEMALE	TOTAL	MALE	FEMALE
0-4	45,843	23,557	22,286	48,991	24,945	24,047	24,957	12,734	12,224
5_9	42,375	21,904	20,471	45,001	23,018	21,982	25,230	12,939	12,292
10_14	36,770	18,946	17,824	38,997	19,886	19,111	25,068	12,884	12,185
15-19	34,686	17,462	17,224	38,998	19,430	19,568	26,818	13,808	13,011
20-24	33,630	16,664	16,966	39,973	19,048	20,925	24,340	12,331	12,009
25-29	31,483	15,354	16,129	39,375	17,974	21,400	19,511	9,414	10,097
30-34	27,344	12,768	14,576	35,176	15,154	20,022	13,935	5,920	8,015
35-39	22,567			28,746			10,896		

		9,842	12,725			11,683	17,063			3,909	6,987	
40-44	17,846	7,400	10,447			21,635	8,553	13,083		9,016	2,917	6,099
45-49	13,786	5,702	8,084			16,183	6,366	9,817		7,102	2,225	4,877
50-54	10,864	4,608	6,256			12,437	4,896	7,541		5,838	1,964	3,874
55-59	8,122	3,545	4,577			9,110	3,684	5,426		4,668	1,742	2,925
60-64	6,038	2,724	3,315			6,693	2,800	3,893		3,765	1,502	2,263
65-69	4,335	2,096	2,239			4,673	2,077	2,596		3,081	1,345	1,736
70-74	2,968	1,526	1,442			3,276	1,571	1,705		2,366	1,135	1,231
75-79	1,842	990	852			2,191	1,171	1,020		1,644	871	774
80+	1,676	933	743			2,013	1,132	881		1,910	1,043	867
All Ages	342,175	166,020	176,155			393,469	183,387	210,082		210,144	98,681	111,463

2020	LUBOMBO			SWAZILAND		
POPULATION BY 5 YEAR AGE GROUPS	TOTAL	MALE	FEMALE	TOTAL	MALE	FEMALE
0-4	34,107	17,147	16,960	153,899	78,382	75,517
5_9	31,591	15,925	15,666	144,197	73,786	70,411
10_14	27,948	14,107	13,841	128,783	65,823	62,960
15-19	27,232	13,778	13,454	127,735	64,478	63,257
20-24	24,673	12,400	12,273	122,616	60,443	62,173
25-29	21,133	10,469	10,664	111,501	53,211	58,290
30-34	16,928	7,966	8,962	93,383	41,808	51,575
35-39	13,755	5,956	7,799	75,964	31,390	44,574
40-44	10,961	4,457	6,504	59,458	23,326	36,132

45-49	8,265	3,288	4,978		45,336	17,580	27,756
50-54	6,356	2,646	3,710		35,495	14,114	21,381
55-59	4,903	2,192	2,712		26,803	11,163	15,640
60-64	3,848	1,781	2,066		20,344	8,807	11,537
65-69	2,990	1,422	1,568		15,079	6,940	8,139
70-74	2,111	1,016	1,095		10,720	5,247	5,473
75-79	1,362	670	692		7,039	3,701	3,338
80+	1,497	798	700		7,097	3,906	3,191
All Ages	239,661	116,016	123,644		1,185,449	564,105	621,344

2021	HHOHHO			MANZINI			SHISELWENI		
AGE	TOTAL	MALE	FEMALE	TOTAL	MALE	FEMALE	TOTAL	MALE	FEMALE
0	9,728	4,956	4,773	10,307	5,230	5,077	5,030	2,554	2,476
1	9,269	4,758	4,511	9,908	5,037	4,871	4,898	2,495	2,403
2	9,096	4,685	4,412	9,736	4,961	4,775	4,880	2,493	2,387
3	8,993	4,639	4,354	9,629	4,912	4,717	4,896	2,504	2,392
4	8,910	4,599	4,311	9,534	4,867	4,667	4,931	2,524	2,407
5	8,820	4,553	4,266	9,425	4,815	4,610	4,965	2,544	2,421
6	8,713	4,503	4,211	9,304	4,755	4,549	4,991	2,558	2,433
7	8,594	4,441	4,152	9,157	4,685	4,472	5,014	2,571	2,443

8	8,461	4,374	4,087		8,989	4,601	4,389		5,036	2,585	2,452
9	8,321	4,303	4,018		8,805	4,513	4,292		5,049	2,592	2,457
10	8,159	4,224	3,935		8,617	4,414	4,203		5,068	2,605	2,464
11	7,986	4,131	3,855		8,425	4,317	4,108		5,056	2,602	2,455
12	7,818	4,045	3,774		8,214	4,207	4,007		5,022	2,588	2,434
13	7,684	3,976	3,708		8,029	4,113	3,915		4,993	2,577	2,415
14	6,303	3,234	3,069		6,863	3,448	3,415		4,697	2,395	2,303
15	6,809	3,473	3,336		7,454	3,785	3,669		5,209	2,695	2,514
16	6,960	3,535	3,425		7,712	3,903	3,809		5,378	2,793	2,585
17	6,977	3,529	3,448		7,815	3,927	3,889		5,385	2,795	2,590
18	6,920	3,491	3,429		7,833	3,900	3,933		5,329	2,754	2,575
19	6,856	3,446	3,410		7,834	3,862	3,972		5,242	2,701	2,541
20	6,790	3,402	3,388		7,850	3,829	4,021		5,116	2,625	2,491
21	6,751	3,369	3,382		7,899	3,816	4,083		4,970	2,537	2,434
22	6,723	3,347	3,377		7,973	3,818	4,155		4,837	2,462	2,375
23	6,694	3,321	3,373		8,040	3,820	4,220		4,719	2,396	2,323
24	6,673	3,300	3,373		8,094	3,813	4,282		4,589	2,317	2,271
25	6,613	3,259	3,354		8,103	3,780	4,323		4,418	2,212	2,206
26	6,510	3,192	3,318		8,063	3,729	4,334		4,213	2,076	2,137
27	6,383	3,121	3,262		7,989	3,657	4,332		3,979	1,930	2,048
28	6,231	3,036	3,196		7,878	3,570	4,309		3,723	1,776	1,948
29	6,076	2,952	3,125		7,765	3,488	4,277		3,478	1,630	1,849
30	5,908	2,842	3,066		7,587	3,374	4,213		3,271	1,493	1,778

31	5,732	2,725	3,007		7,368	3,231	4,137		3,058	1,358	1,700
32	5,555	2,607	2,948		7,155	3,094	4,061		2,853	1,224	1,629
33	5,388	2,492	2,896		6,949	2,957	3,991		2,633	1,093	1,540
34	5,207	2,375	2,832		6,725	2,820	3,904		2,466	985	1,481
35	5,014	2,253	2,761		6,470	2,679	3,792		2,341	904	1,437
36	4,809	2,128	2,681		6,194	2,536	3,658		2,242	831	1,411
37	4,605	2,007	2,598		5,912	2,392	3,520		2,164	775	1,390
38	4,403	1,892	2,511		5,623	2,255	3,368		2,094	723	1,372
39	4,218	1,789	2,429		5,361	2,133	3,227		2,048	692	1,357
40	4,062	1,708	2,354		5,095	2,012	3,083		1,988	658	1,330
41	3,881	1,612	2,268		4,813	1,891	2,922		1,933	631	1,302
42	3,695	1,524	2,171		4,513	1,764	2,749		1,849	591	1,258
43	3,500	1,429	2,071		4,206	1,637	2,569		1,756	551	1,205
44	3,307	1,346	1,961		3,928	1,523	2,405		1,653	508	1,145
45	3,121	1,270	1,851		3,693	1,434	2,259		1,552	474	1,078
46	2,944	1,202	1,742		3,480	1,352	2,128		1,477	449	1,027
47	2,805	1,147	1,659		3,304	1,288	2,016		1,417	434	982
48	2,680	1,102	1,578		3,146	1,220	1,926		1,385	430	956
49	2,576	1,062	1,514		3,009	1,168	1,841		1,342	420	923
50	2,469	1,024	1,445		2,874	1,113	1,762		1,296	412	885
51	2,356	983	1,374		2,742	1,063	1,679		1,242	401	842
52	2,240	940	1,300		2,578	999	1,579		1,182	389	794
53	2,114	891	1,223		2,424	941	1,483		1,123	374	749

54	1,992	845	1,147		2,265	884	1,381		1,074	364	710
55	1,873	800	1,073		2,112	828	1,283		1,022	356	666
56	1,747	750	997		1,968	779	1,189		978	351	627
57	1,653	716	937		1,850	741	1,108		934	342	593
58	1,562	683	879		1,753	707	1,046		899	339	560
59	1,487	652	835		1,657	672	986		864	331	533
60	1,400	620	780		1,564	640	924		828	321	506
61	1,313	585	728		1,466	605	861		785	305	480
62	1,225	552	674		1,366	566	800		750	296	454
63	1,146	519	627		1,272	533	739		718	287	431
64	1,073	491	581		1,185	500	685		691	278	412
65	998	465	534		1,106	470	637		665	275	390
66	940	447	493		1,023	442	581		640	272	368
67	875	422	452		944	418	526		614	269	344
68	819	404	414		880	397	483		586	261	325
69	771	388	383		813	372	441		562	257	306
70	710	361	349		761	356	406		532	247	285
71	649	333	317		706	335	371		498	236	262
72	596	308	287		653	315	338		465	223	242
73	541	281	260		607	299	309		439	215	223
74	499	261	239		567	280	287		412	206	206
75	453	239	214		527	267	260		387	198	189
76	411	220	190		486	255	231		356	187	169

77	367	200	167		439	236	203		327	176	152
78	329	183	146		400	223	177		299	164	135
79	296	167	129		359	206	153		272	151	121
80+	1,716	980	735		2,060	1,187	873		1,933	1,083	850
ALL AGES	346,854	168,415	178,439		399,181	185,956	213,226		210,008	98,673	111,335

2021	LUBOMBO			SWAZILAND		
AGE	TOTAL	MALE	FEMALE	TOTAL	MALE	FEMALE
0	7,336	3,684	3,652	32,400	16,423	15,977
1	6,911	3,463	3,448	30,985	15,752	15,233
2	6,749	3,393	3,356	30,461	15,532	14,929
3	6,652	3,350	3,302	30,170	15,404	14,766
4	6,578	3,317	3,262	29,954	15,307	14,647
5	6,518	3,288	3,230	29,728	15,200	14,528
6	6,449	3,252	3,197	29,457	15,067	14,390
7	6,383	3,217	3,166	29,147	14,914	14,233
8	6,304	3,178	3,127	28,791	14,737	14,054
9	6,227	3,139	3,088	28,402	14,547	13,855
10	6,136	3,091	3,046	27,981	14,333	13,648
11	6,054	3,055	2,999	27,522	14,105	13,417

12	5,960	3,008	2,952		27,014	13,848	13,166
13	5,936	3,001	2,935		26,641	13,668	12,973
14	4,586	2,298	2,288		22,450	11,375	11,075
15	5,307	2,702	2,605		24,779	12,655	12,124
16	5,526	2,818	2,707		25,576	13,049	12,527
17	5,531	2,814	2,717		25,708	13,064	12,644
18	5,438	2,758	2,680		25,521	12,903	12,618
19	5,312	2,684	2,627		25,244	12,694	12,550
20	5,169	2,608	2,561		24,924	12,464	12,460
21	5,035	2,538	2,497		24,655	12,259	12,396
22	4,941	2,489	2,452		24,474	12,115	12,359
23	4,854	2,450	2,405		24,307	11,986	12,321
24	4,748	2,392	2,356		24,104	11,822	12,282
25	4,624	2,323	2,301		23,758	11,575	12,183
26	4,474	2,234	2,240		23,260	11,231	12,029
27	4,302	2,137	2,165		22,652	10,845	11,807
28	4,115	2,036	2,079		21,948	10,417	11,531
29	3,937	1,934	2,003		21,256	10,003	11,253
30	3,784	1,843	1,941		20,550	9,552	10,998
31	3,625	1,742	1,883		19,783	9,056	10,727
32	3,460	1,641	1,819		19,023	8,565	10,458
33	3,291	1,534	1,757		18,260	8,076	10,184
34	3,141	1,442	1,700		17,539	7,622	9,917

35	3,015	1,357	1,658		16,840	7,193	9,647
36	2,891	1,275	1,616		16,136	6,770	9,366
37	2,771	1,201	1,570		15,453	6,374	9,079
38	2,674	1,136	1,538		14,794	6,006	8,788
39	2,574	1,079	1,495		14,201	5,693	8,508
40	2,478	1,029	1,449		13,623	5,407	8,216
41	2,370	972	1,398		12,998	5,107	7,891
42	2,253	912	1,341		12,309	4,790	7,519
43	2,128	850	1,278		11,590	4,466	7,124
44	1,996	786	1,210		10,884	4,164	6,720
45	1,865	731	1,134		10,232	3,910	6,322
46	1,763	691	1,072		9,663	3,694	5,969
47	1,669	655	1,014		9,195	3,524	5,671
48	1,594	628	966		8,805	3,380	5,425
49	1,523	601	922		8,451	3,251	5,200
50	1,454	580	874		8,093	3,128	4,965
51	1,369	552	817		7,709	2,998	4,711
52	1,293	528	764		7,293	2,856	4,437
53	1,217	505	712		6,878	2,711	4,167
54	1,140	479	662		6,471	2,572	3,899
55	1,079	461	617		6,085	2,445	3,640
56	1,033	450	583		5,726	2,330	3,396
57	982	434	548		5,419	2,233	3,186

58	947	423	524		5,161	2,152	3,009
59	900	407	493		4,908	2,061	2,847
60	856	389	468		4,649	1,970	2,679
61	818	373	444		4,382	1,869	2,513
62	774	355	419		4,115	1,769	2,346
63	734	341	393		3,870	1,680	2,190
64	694	321	373		3,643	1,591	2,052
65	661	309	353		3,431	1,518	1,913
66	627	295	332		3,230	1,456	1,774
67	596	284	312		3,028	1,393	1,635
68	570	273	297		2,854	1,335	1,519
69	538	258	279		2,684	1,275	1,409
70	501	242	259		2,504	1,205	1,299
71	461	223	238		2,315	1,127	1,188
72	420	203	217		2,134	1,050	1,084
73	387	187	200		1,975	982	993
74	353	172	180		1,831	919	912
75	325	157	168		1,692	861	831
76	295	145	150		1,548	807	741
77	273	137	136		1,406	748	658
78	249	125	124		1,277	695	582
79	227	114	113		1,154	639	515
80+	1,520	829	691		7,228	4,080	3,148

ALL AGES	242,247	117,305	124,942		1,198,291	570,349	627,942
-----------------	----------------	----------------	----------------	--	------------------	----------------	----------------

2021	HHOHHO			MANZINI			SHISELWENI		
POPULATION BY 5 YEAR AGE GROUPS	TOTAL	MALE	FEMALE	TOTAL	MALE	FEMALE	TOTAL	MALE	FEMALE
0-4	45,997	23,636	22,361	49,113	25,006	24,107	24,635	12,569	12,065
5-9	42,908	22,174	20,734	45,681	23,368	22,313	25,055	12,849	12,206
10-14	37,952	19,611	18,341	40,148	20,499	19,649	24,836	12,766	12,070
15-19	34,522	17,474	17,048	38,648	19,377	19,272	26,544	13,738	12,806
20-24	33,631	16,738	16,893	39,855	19,095	20,761	24,231	12,336	11,895
25-29	31,813	15,559	16,253	39,798	18,224	21,575	19,811	9,624	10,187
30-34	27,790	13,040	14,750	35,783	15,476	20,307	14,281	6,154	8,128
35-39	23,049	10,069	12,981	29,561	11,996	17,565	10,890	3,925	6,965
40-44	18,445	7,619	10,826	22,555	8,828	13,727	9,179	2,938	6,241
45-49	14,127	5,783	8,343	16,633	6,462	10,170	7,173	2,207	4,966
50-54	11,171	4,683	6,488	12,883	5,000	7,883	5,918	1,939	3,979
55-59	8,322	3,601	4,721	9,340	3,727	5,613	4,697	1,719	2,978
60-64	6,158	2,768	3,390	6,853	2,844	4,010	3,772	1,488	2,284
65-69	4,403	2,126	2,276	4,766	2,098	2,667	3,067	1,333	1,734
70-74	2,996	1,543	1,452	3,295	1,584	1,710	2,346	1,128	1,218
75-79	1,856	1,010	846	2,210	1,186	1,025	1,641	876	765
80+	1,716	980	735	2,060	1,187	873	1,933	1,083	850
All Ages	346,854	168,415	178,439	399,181	185,956	213,226	210,008	98,673	111,335

2021	LUBOMBO			SWAZILAND		
POPULATION BY 5 YEAR AGE GROUPS	TOTAL	MALE	FEMALE	TOTAL	MALE	FEMALE
0-4	34,226	17,206	17,019	153,970	78,418	75,552
5-9	31,882	16,074	15,808	145,525	74,465	71,060
10-14	28,672	14,453	14,219	131,608	67,329	64,279
15-19	27,113	13,776	13,337	126,828	64,365	62,463
20-24	24,747	12,477	12,270	122,464	60,646	61,818
25-29	21,452	10,664	10,788	112,874	54,071	58,803
30-34	17,301	8,201	9,099	95,155	42,871	52,284
35-39	13,924	6,047	7,877	77,424	32,036	45,388
40-44	11,225	4,549	6,676	61,404	23,934	37,470
45-49	8,413	3,306	5,107	46,346	17,759	28,587
50-54	6,472	2,643	3,829	36,444	14,265	22,179
55-59	4,940	2,175	2,765	27,299	11,221	16,078
60-64	3,876	1,779	2,097	20,659	8,879	11,780
65-69	2,991	1,419	1,572	15,227	6,977	8,250
70-74	2,123	1,027	1,095	10,759	5,283	5,476
75-79	1,370	679	691	7,077	3,750	3,327
80+	1,520	829	691	7,228	4,080	3,148
All Ages	242,247	117,305	124,942	1,198,291	570,349	627,942

2022	HHOHHO			MANZINI			SHISELWENI		
AGE	TOTAL	MALE	FEMALE	TOTAL	MALE	FEMALE	TOTAL	MALE	FEMALE
0	9,728	4,955	4,773	10,277	5,215	5,062	4,952	2,514	2,438
1	9,278	4,763	4,515	9,895	5,030	4,865	4,823	2,457	2,366
2	9,107	4,689	4,417	9,729	4,958	4,771	4,809	2,457	2,353
3	9,022	4,653	4,369	9,650	4,923	4,727	4,835	2,474	2,362
4	8,955	4,622	4,333	9,584	4,892	4,692	4,872	2,494	2,378
5	8,885	4,589	4,296	9,502	4,853	4,649	4,916	2,517	2,399
6	8,794	4,541	4,252	9,397	4,804	4,594	4,951	2,538	2,413
7	8,689	4,491	4,198	9,276	4,745	4,531	4,976	2,551	2,424
8	8,569	4,430	4,139	9,129	4,673	4,456	4,999	2,565	2,434
9	8,437	4,363	4,074	8,962	4,590	4,372	5,022	2,579	2,443
10	8,292	4,289	4,003	8,788	4,505	4,282	5,035	2,587	2,448
11	8,124	4,205	3,918	8,611	4,408	4,203	5,056	2,602	2,454
12	7,953	4,113	3,840	8,419	4,313	4,107	5,043	2,598	2,445
13	7,785	4,027	3,757	8,212	4,204	4,008	5,007	2,584	2,423
14	7,650	3,958	3,692	8,024	4,109	3,914	4,980	2,574	2,406
15	6,270	3,220	3,050	6,867	3,446	3,421	4,662	2,383	2,278
16	6,773	3,461	3,312	7,463	3,783	3,680	5,147	2,673	2,474

17	6,924	3,524	3,400		7,721	3,901	3,820		5,314	2,770	2,544
18	6,938	3,517	3,422		7,821	3,924	3,897		5,322	2,773	2,549
19	6,884	3,480	3,404		7,841	3,898	3,943		5,267	2,732	2,535
20	6,823	3,435	3,387		7,855	3,863	3,992		5,129	2,649	2,480
21	6,761	3,392	3,369		7,883	3,832	4,050		4,956	2,546	2,410
22	6,720	3,359	3,362		7,932	3,819	4,114		4,811	2,459	2,352
23	6,693	3,336	3,358		8,005	3,821	4,184		4,680	2,384	2,295
24	6,663	3,310	3,353		8,071	3,822	4,249		4,563	2,320	2,243
25	6,621	3,275	3,347		8,106	3,801	4,305		4,418	2,223	2,196
26	6,539	3,218	3,320		8,094	3,754	4,340		4,237	2,102	2,135
27	6,436	3,151	3,285		8,053	3,702	4,351		4,036	1,970	2,067
28	6,309	3,081	3,228		7,980	3,631	4,349		3,806	1,827	1,979
29	6,160	2,997	3,163		7,869	3,544	4,326		3,556	1,677	1,879
30	5,994	2,898	3,095		7,709	3,436	4,273		3,326	1,537	1,789
31	5,815	2,775	3,040		7,481	3,295	4,186		3,136	1,408	1,727
32	5,643	2,661	2,982		7,265	3,153	4,111		2,929	1,279	1,650
33	5,468	2,545	2,924		7,057	3,020	4,037		2,732	1,151	1,581
34	5,302	2,432	2,870		6,852	2,885	3,967		2,520	1,027	1,494
35	5,112	2,308	2,803		6,614	2,745	3,869		2,371	926	1,445
36	4,910	2,182	2,728		6,347	2,601	3,746		2,262	851	1,412
37	4,709	2,059	2,650		6,075	2,461	3,613		2,167	783	1,384
38	4,509	1,941	2,567		5,800	2,321	3,479		2,093	729	1,364
39	4,311	1,829	2,481		5,515	2,188	3,328		2,028	681	1,347

40	4,134	1,733	2,401		5,251	2,065	3,186		1,983	651	1,332
41	3,987	1,658	2,328		4,983	1,942	3,041		1,927	620	1,307
42	3,807	1,565	2,242		4,708	1,825	2,883		1,875	595	1,279
43	3,627	1,480	2,147		4,415	1,702	2,713		1,792	557	1,235
44	3,435	1,386	2,049		4,112	1,578	2,533		1,704	520	1,185
45	3,240	1,308	1,932		3,841	1,470	2,370		1,606	483	1,123
46	3,053	1,233	1,819		3,611	1,385	2,226		1,513	457	1,055
47	2,879	1,168	1,712		3,403	1,305	2,098		1,441	434	1,007
48	2,743	1,115	1,628		3,230	1,243	1,987		1,381	419	962
49	2,622	1,071	1,551		3,075	1,177	1,898		1,350	415	935
50	2,513	1,029	1,484		2,939	1,126	1,812		1,305	404	901
51	2,406	991	1,414		2,804	1,073	1,732		1,254	395	859
52	2,295	951	1,344		2,675	1,024	1,650		1,200	383	817
53	2,182	910	1,272		2,514	962	1,552		1,144	373	771
54	2,059	863	1,196		2,364	906	1,458		1,086	359	728
55	1,934	818	1,117		2,199	851	1,349		1,037	351	686
56	1,812	771	1,040		2,041	796	1,244		987	345	642
57	1,692	725	967		1,902	749	1,153		944	339	605
58	1,601	692	909		1,787	713	1,074		901	331	571
59	1,511	659	852		1,693	679	1,014		869	329	540
60	1,429	628	801		1,594	644	951		831	318	513
61	1,336	595	740		1,496	611	885		793	307	486
62	1,252	560	692		1,402	577	825		753	293	460

63	1,169	529	640		1,307	541	766		719	284	436
64	1,092	498	594		1,216	508	707		688	275	413
65	1,023	474	549		1,128	478	650		662	269	392
66	949	449	500		1,048	449	599		634	267	367
67	894	432	461		969	423	546		611	264	347
68	833	409	424		893	398	495		585	262	323
69	780	392	388		833	380	453		560	254	306
70	724	368	356		766	355	411		530	247	284
71	656	336	320		712	339	373		497	236	261
72	601	310	291		661	319	342		464	225	239
73	551	288	263		610	299	311		433	213	220
74	501	262	239		569	285	285		410	205	204
75	457	242	215		526	267	259		380	195	186
76	411	222	189		482	253	230		354	186	167
77	372	205	167		447	242	204		325	174	151
78	332	186	146		404	224	180		299	164	135
79	299	170	128		366	210	156		275	155	120
80+	1,754	1,027	727		2,104	1,240	864		1,956	1,123	832
ALL AGES	351,496	170,787	180,709		404,810	188,482	216,328		209,803	98,625	111,179

2022	LUBOMBO				SWAZILAND		

AGE	TOTAL	MALE	FEMALE		TOTAL	MALE	FEMALE
0	7,343	3,689	3,654		32,300	16,373	15,927
1	6,926	3,470	3,456		30,923	15,721	15,202
2	6,764	3,400	3,364		30,409	15,504	14,905
3	6,675	3,363	3,312		30,182	15,412	14,770
4	6,611	3,332	3,279		30,022	15,340	14,682
5	6,553	3,305	3,248		29,857	15,265	14,592
6	6,501	3,279	3,222		29,643	15,162	14,481
7	6,430	3,241	3,189		29,371	15,029	14,342
8	6,365	3,207	3,158		29,062	14,876	14,186
9	6,286	3,168	3,119		28,707	14,699	14,008
10	6,210	3,131	3,079		28,324	14,512	13,812
11	6,116	3,083	3,033		27,907	14,298	13,609
12	6,035	3,047	2,988		27,450	14,071	13,379
13	5,941	3,000	2,941		26,944	13,815	13,129
14	5,916	2,993	2,923		26,570	13,634	12,936
15	4,558	2,287	2,271		22,357	11,337	11,020
16	5,262	2,686	2,576		24,644	12,603	12,041
17	5,479	2,801	2,678		25,437	12,996	12,441
18	5,485	2,797	2,688		25,566	13,010	12,556
19	5,391	2,741	2,650		25,382	12,850	12,532
20	5,243	2,656	2,586		25,049	12,604	12,445

21	5,075	2,568	2,507		24,675	12,338	12,337
22	4,943	2,499	2,444		24,407	12,135	12,272
23	4,849	2,450	2,399		24,227	11,991	12,236
24	4,765	2,411	2,353		24,061	11,863	12,198
25	4,647	2,342	2,305		23,792	11,640	12,152
26	4,513	2,262	2,251		23,382	11,336	12,046
27	4,366	2,176	2,191		22,892	10,999	11,893
28	4,196	2,080	2,116		22,292	10,619	11,673
29	4,012	1,981	2,031		21,598	10,198	11,400
30	3,841	1,878	1,964		20,870	9,749	11,121
31	3,700	1,789	1,911		20,132	9,267	10,865
32	3,543	1,690	1,853		19,379	8,783	10,596
33	3,379	1,590	1,789		18,637	8,306	10,331
34	3,213	1,485	1,728		17,887	7,829	10,058
35	3,064	1,392	1,673		17,161	7,371	9,790
36	2,937	1,305	1,631		16,456	6,939	9,517
37	2,815	1,225	1,590		15,766	6,528	9,238
38	2,700	1,154	1,546		15,101	6,145	8,956
39	2,603	1,091	1,513		14,457	5,789	8,668
40	2,500	1,034	1,466		13,869	5,483	8,386
41	2,401	981	1,419		13,297	5,202	8,095
42	2,297	928	1,368		12,686	4,913	7,773
43	2,180	869	1,311		12,013	4,607	7,406

44	2,061	810	1,251		11,312	4,294	7,018
45	1,935	752	1,182		10,621	4,014	6,607
46	1,810	703	1,107		9,986	3,779	6,207
47	1,708	663	1,045		9,431	3,570	5,861
48	1,617	629	988		8,971	3,405	5,566
49	1,544	602	942		8,591	3,265	5,326
50	1,468	575	893		8,225	3,135	5,090
51	1,395	554	842		7,859	3,012	4,847
52	1,314	526	788		7,484	2,885	4,599
53	1,240	504	736		7,079	2,748	4,331
54	1,167	481	686		6,676	2,608	4,068
55	1,095	458	637		6,266	2,477	3,789
56	1,039	443	596		5,879	2,356	3,523
57	995	432	563		5,532	2,245	3,287
58	945	417	529		5,235	2,152	3,083
59	912	406	506		4,985	2,073	2,912
60	864	389	475		4,718	1,978	2,740
61	821	372	449		4,446	1,885	2,561
62	782	356	426		4,190	1,787	2,403
63	742	339	403		3,937	1,693	2,244
64	703	325	378		3,699	1,606	2,093
65	661	306	355		3,473	1,527	1,946
66	627	294	333		3,259	1,460	1,799

67	596	282	314		3,069	1,401	1,668
68	566	271	295		2,877	1,340	1,537
69	540	259	280		2,713	1,285	1,428
70	504	244	260		2,524	1,214	1,310
71	462	224	238		2,327	1,135	1,192
72	426	207	219		2,152	1,061	1,091
73	388	188	200		1,982	988	994
74	357	173	184		1,836	925	911
75	326	161	164		1,689	865	824
76	299	147	152		1,546	809	737
77	272	136	136		1,415	758	657
78	252	128	123		1,287	703	584
79	230	117	112		1,169	653	516
80+	1,542	860	682		7,356	4,251	3,105
ALL AGES	244,830	118,589	126,240		1,210,939	576,483	634,456

2022	HHOHHO			MANZINI			SHISELWENI		
POPULATION BY 5 YEAR AGE GROUPS	TOTAL	MALE	FEMALE	TOTAL	MALE	FEMALE	TOTAL	MALE	FEMALE
0-4	46,090	23,683	22,407	49,135	25,018	24,117	24,292	12,396	11,896
5_9	43,373	22,415	20,958	46,267	23,665	22,602	24,864	12,751	12,113
10_14	39,803	20,592	19,211	42,053	21,540	20,514	25,121	12,945	12,176
15-19	33,789			37,713			25,710		

		17,202	16,587			18,952	18,761			13,331	12,380
20-24	33,660	16,832	16,828		39,745	19,157	20,588		24,139	12,358	11,781
25-29	32,065	15,722	16,343		40,102	18,431	21,671		20,054	9,798	10,257
30-34	28,222	13,311	14,911		36,363	15,789	20,574		14,643	6,401	8,242
35-39	23,549	10,320	13,229		30,352	12,317	18,035		10,921	3,969	6,952
40-44	18,990	7,822	11,168		23,468	9,111	14,357		9,281	2,944	6,338
45-49	14,536	5,894	8,642		17,160	6,580	10,580		7,290	2,209	5,082
50-54	11,454	4,744	6,710		13,295	5,091	8,204		5,989	1,913	4,076
55-59	8,550	3,665	4,884		9,622	3,788	5,834		4,739	1,695	3,044
60-64	6,278	2,810	3,468		7,015	2,881	4,134		3,785	1,477	2,308
65-69	4,478	2,156	2,321		4,871	2,128	2,743		3,053	1,317	1,736
70-74	3,032	1,564	1,468		3,319	1,597	1,722		2,333	1,125	1,208
75-79	1,871	1,027	844		2,225	1,197	1,029		1,632	874	758
80+	1,754	1,027	727		2,104	1,240	864		1,956	1,123	832
All Ages	351,496	170,787	180,709		404,810	188,482	216,328		209,803	98,625	111,179

2022	LUBOMBO			SWAZILAND		
POPULATION BY 5 YEAR AGE GROUPS	TOTAL	MALE	FEMALE	TOTAL	MALE	FEMALE
0-4	34,319	17,254	17,065	153,836	78,350	75,486
5_9	32,136	16,201	15,935	146,640	75,031	71,609
10_14	30,217	15,253	14,964	137,195	70,330	66,865
15-19	26,174	13,312	12,862	123,386	62,796	60,590
20-24	24,875	12,584	12,291	122,419	60,931	61,488

25-29	21,735	10,841	10,894		113,956	54,792	59,164
30-34	17,677	8,432	9,245		96,905	43,934	52,971
35-39	14,119	6,166	7,953		78,941	32,772	46,169
40-44	11,438	4,622	6,816		63,177	24,499	38,678
45-49	8,613	3,350	5,264		47,600	18,033	29,567
50-54	6,584	2,640	3,944		37,323	14,388	22,935
55-59	4,987	2,155	2,831		27,897	11,303	16,594
60-64	3,912	1,781	2,130		20,990	8,949	12,041
65-69	2,989	1,411	1,578		15,391	7,013	8,378
70-74	2,136	1,037	1,100		10,821	5,323	5,498
75-79	1,377	691	687		7,106	3,788	3,318
80+	1,542	860	682		7,356	4,251	3,105
All Ages	244,830	118,589	126,240		1,210,939	576,483	634,456

2023	HHOHHO			MANZINI			SHISELWENI		
AGE	TOTAL	MALE	FEMALE	TOTAL	MALE	FEMALE	TOTAL	MALE	FEMALE
0	9,723	4,953	4,770	10,229	5,190	5,038	4,866	2,471	2,396
1	9,281	4,764	4,517	9,871	5,018	4,853	4,751	2,421	2,330
2	9,119	4,696	4,423	9,718	4,952	4,766	4,736	2,419	2,316
3	9,031	4,657	4,374	9,643	4,919	4,723	4,767	2,438	2,328
4	8,984	4,637	4,347	9,606	4,904	4,702	4,811	2,463	2,348

5	8,929	4,611	4,318		9,553	4,878	4,675		4,857	2,488	2,369
6	8,861	4,578	4,283		9,472	4,842	4,631		4,902	2,511	2,391
7	8,769	4,530	4,238		9,370	4,794	4,577		4,936	2,532	2,404
8	8,665	4,480	4,185		9,248	4,734	4,514		4,962	2,546	2,416
9	8,544	4,419	4,125		9,100	4,662	4,439		4,985	2,559	2,426
10	8,408	4,349	4,059		8,945	4,582	4,364		5,008	2,574	2,434
11	8,256	4,269	3,986		8,781	4,501	4,280		5,023	2,585	2,438
12	8,091	4,188	3,903		8,605	4,403	4,202		5,042	2,598	2,444
13	7,918	4,095	3,824		8,416	4,310	4,106		5,030	2,594	2,436
14	7,750	4,009	3,741		8,208	4,200	4,008		4,994	2,581	2,413
15	7,615	3,943	3,672		8,025	4,106	3,919		4,942	2,561	2,381
16	6,235	3,208	3,027		6,878	3,446	3,433		4,602	2,363	2,239
17	6,738	3,451	3,287		7,470	3,780	3,690		5,085	2,651	2,434
18	6,887	3,512	3,374		7,729	3,899	3,830		5,251	2,748	2,503
19	6,902	3,505	3,397		7,830	3,922	3,908		5,258	2,750	2,508
20	6,851	3,469	3,382		7,862	3,899	3,962		5,155	2,681	2,474
21	6,794	3,426	3,368		7,890	3,867	4,023		4,969	2,570	2,399
22	6,731	3,382	3,349		7,916	3,835	4,081		4,798	2,468	2,330
23	6,690	3,347	3,343		7,965	3,822	4,143		4,655	2,383	2,273
24	6,663	3,326	3,337		8,037	3,824	4,213		4,525	2,308	2,217
25	6,610	3,284	3,326		8,083	3,810	4,273		4,395	2,226	2,169
26	6,549	3,235	3,315		8,097	3,775	4,322		4,236	2,111	2,125
27	6,465	3,178	3,286		8,086	3,728	4,358		4,060	1,994	2,065

28	6,364	3,112	3,252	8,043	3,675	4,368	3,864	1,867	1,998
29	6,237	3,042	3,195	7,972	3,605	4,367	3,639	1,727	1,911
30	6,078	2,943	3,135	7,812	3,490	4,322	3,402	1,583	1,819
31	5,901	2,831	3,070	7,603	3,356	4,247	3,187	1,450	1,737
32	5,725	2,710	3,015	7,379	3,218	4,161	3,005	1,327	1,679
33	5,556	2,600	2,956	7,165	3,078	4,086	2,806	1,204	1,602
34	5,381	2,483	2,898	6,960	2,948	4,012	2,617	1,081	1,536
35	5,206	2,365	2,841	6,740	2,810	3,930	2,423	966	1,457
36	5,005	2,235	2,770	6,489	2,666	3,823	2,292	872	1,419
37	4,809	2,112	2,696	6,227	2,525	3,702	2,187	802	1,386
38	4,609	1,992	2,618	5,960	2,390	3,570	2,095	736	1,359
39	4,416	1,878	2,538	5,690	2,253	3,438	2,027	687	1,340
40	4,226	1,773	2,453	5,403	2,117	3,286	1,964	642	1,323
41	4,057	1,683	2,374	5,137	1,994	3,143	1,924	614	1,309
42	3,912	1,610	2,303	4,875	1,874	3,000	1,867	585	1,282
43	3,737	1,519	2,217	4,606	1,760	2,846	1,818	562	1,256
44	3,560	1,436	2,123	4,318	1,642	2,677	1,739	525	1,213
45	3,366	1,346	2,020	4,021	1,524	2,497	1,658	496	1,163
46	3,170	1,271	1,899	3,756	1,419	2,336	1,566	466	1,100
47	2,986	1,197	1,788	3,531	1,338	2,194	1,475	442	1,033
48	2,817	1,136	1,681	3,327	1,260	2,067	1,405	419	987
49	2,683	1,082	1,601	3,158	1,199	1,959	1,347	405	942
50	2,558	1,039	1,519	3,004	1,135	1,868	1,311	398	913

51	2,448	997	1,452		2,868	1,086	1,783		1,263	388	875
52	2,344	959	1,385		2,735	1,033	1,702		1,213	378	835
53	2,236	920	1,316		2,609	987	1,622		1,160	367	793
54	2,124	880	1,244		2,453	927	1,526		1,107	357	750
55	1,999	834	1,165		2,295	871	1,424		1,050	346	704
56	1,873	790	1,083		2,126	818	1,308		1,001	339	662
57	1,754	746	1,008		1,972	766	1,207		953	334	619
58	1,638	700	938		1,838	720	1,118		912	328	583
59	1,550	668	881		1,727	685	1,042		870	320	550
60	1,451	634	817		1,628	650	977		837	317	520
61	1,364	602	762		1,525	615	911		796	304	493
62	1,274	571	703		1,432	583	849		761	295	466
63	1,195	538	657		1,341	551	790		723	282	442
64	1,115	507	608		1,250	516	734		689	271	418
65	1,041	480	561		1,157	486	671		659	266	394
66	972	458	514		1,070	458	612		631	262	369
67	903	435	468		992	429	563		605	260	345
68	851	419	432		917	404	513		584	257	327
69	794	396	397		846	381	465		559	255	304
70	731	372	359		785	363	422		530	245	284
71	670	343	327		717	339	378		494	235	259
72	606	313	293		667	323	344		463	225	238
73	557	290	267		618	303	315		432	214	218

74	510	268	242		572	286	286		405	203	202
75	458	244	214		527	270	257		378	194	184
76	414	226	188		483	253	229		347	182	165
77	372	207	166		444	241	203		323	175	149
78	337	191	146		410	230	180		297	163	134
79	302	173	128		372	213	159		274	154	120
80+	1,794	1,074	720		2,151	1,292	859		1,982	1,164	818
ALL AGES	356,094	173,133	182,961		410,337	190,959	219,377		209,521	98,530	110,990

2023	LUBOMBO			SWAZILAND		
AGE	TOTAL	MALE	FEMALE	TOTAL	MALE	FEMALE
0	7,356	3,695	3,660	32,174	16,309	15,865
1	6,936	3,476	3,461	30,839	15,679	15,160
2	6,779	3,408	3,371	30,352	15,476	14,876
3	6,691	3,369	3,322	30,132	15,384	14,748
4	6,635	3,346	3,289	30,036	15,349	14,687
5	6,586	3,321	3,265	29,925	15,298	14,627
6	6,535	3,295	3,240	29,770	15,226	14,544
7	6,484	3,269	3,215	29,559	15,125	14,434
8	6,412	3,232	3,180	29,286	14,991	14,295

9	6,347	3,198	3,149		28,977	14,838	14,139
10	6,268	3,159	3,109		28,629	14,663	13,966
11	6,190	3,122	3,068		28,250	14,477	13,773
12	6,097	3,075	3,022		27,835	14,264	13,571
13	6,015	3,039	2,976		27,379	14,038	13,341
14	5,922	2,992	2,930		26,875	13,782	13,093
15	5,881	2,980	2,902		26,464	13,590	12,874
16	4,517	2,272	2,245		22,232	11,289	10,943
17	5,216	2,669	2,547		24,509	12,551	11,958
18	5,433	2,785	2,649		25,300	12,944	12,356
19	5,439	2,780	2,659		25,428	12,957	12,471
20	5,321	2,712	2,609		25,189	12,761	12,428
21	5,149	2,615	2,533		24,801	12,478	12,323
22	4,984	2,529	2,455		24,429	12,214	12,215
23	4,852	2,460	2,392		24,163	12,012	12,151
24	4,759	2,411	2,348		23,985	11,870	12,115
25	4,663	2,361	2,303		23,751	11,681	12,070
26	4,538	2,282	2,256		23,420	11,403	12,017
27	4,404	2,202	2,201		23,014	11,103	11,911
28	4,261	2,119	2,142		22,533	10,773	11,760
29	4,092	2,024	2,068		21,940	10,399	11,541
30	3,917	1,925	1,992		21,210	9,942	11,268
31	3,756	1,823	1,933		20,447	9,460	10,987

32	3,617	1,736	1,881		19,726	8,991	10,735
33	3,462	1,638	1,824		18,988	8,520	10,468
34	3,302	1,542	1,760		18,261	8,055	10,206
35	3,135	1,434	1,700		17,504	7,575	9,929
36	2,985	1,339	1,646		16,771	7,112	9,659
37	2,860	1,255	1,606		16,083	6,694	9,389
38	2,744	1,178	1,566		15,408	6,295	9,113
39	2,629	1,109	1,521		14,762	5,926	8,836
40	2,528	1,044	1,484		14,122	5,576	8,546
41	2,422	987	1,435		13,540	5,278	8,262
42	2,327	938	1,389		12,981	5,006	7,975
43	2,224	886	1,339		12,385	4,727	7,658
44	2,110	828	1,283		11,727	4,431	7,296
45	1,997	775	1,222		11,043	4,141	6,902
46	1,877	724	1,153		10,368	3,880	6,488
47	1,756	676	1,080		9,748	3,653	6,095
48	1,656	637	1,019		9,205	3,451	5,754
49	1,566	603	962		8,754	3,290	5,464
50	1,490	577	914		8,363	3,149	5,214
51	1,410	549	861		7,989	3,019	4,970
52	1,339	528	811		7,632	2,899	4,733
53	1,261	502	758		7,266	2,777	4,489
54	1,189	480	709		6,873	2,645	4,228

55	1,122	460	662		6,466	2,511	3,955
56	1,055	440	615		6,056	2,388	3,668
57	1,001	426	576		5,681	2,271	3,410
58	957	414	543		5,345	2,163	3,182
59	910	399	511		5,057	2,073	2,984
60	877	388	488		4,792	1,990	2,802
61	827	372	455		4,512	1,892	2,620
62	787	355	432		4,254	1,804	2,450
63	749	340	409		4,007	1,710	2,297
64	711	324	387		3,765	1,619	2,146
65	670	309	361		3,527	1,541	1,986
66	626	291	335		3,299	1,469	1,830
67	596	281	315		3,097	1,405	1,692
68	565	268	296		2,916	1,348	1,568
69	537	257	280		2,736	1,290	1,446
70	505	244	261		2,551	1,224	1,327
71	465	226	239		2,346	1,143	1,203
72	427	208	219		2,163	1,069	1,094
73	393	192	200		2,000	999	1,001
74	357	174	183		1,843	930	913
75	329	162	167		1,693	871	822
76	299	151	148		1,544	813	731
77	275	139	137		1,415	761	654
78	250	128	123		1,295	712	583

79	232	120	111		1,179	661	518
80+	1,564	890	674		7,491	4,420	3,071
ALL AGES	247,411	119,871	127,540		1,223,362	582,493	640,869

2023	HHOHHO			MANZINI			SHISELWENI		
POPULATION BY 5 YEAR AGE GROUPS	TOTAL	MALE	FEMALE	TOTAL	MALE	FEMALE	TOTAL	MALE	FEMALE
0-4	46,138	23,707	22,431	49,067	24,984	24,083	23,931	12,212	11,719
5_9	43,767	22,617	21,150	46,744	23,909	22,835	24,642	12,637	12,005
10_14	40,423	20,910	19,513	42,955	21,995	20,960	25,098	12,932	12,166
15-19	34,376	17,619	16,757	37,932	19,154	18,779	25,138	13,072	12,066
20-24	33,731	16,950	16,780	39,669	19,247	20,422	24,102	12,410	11,693
25-29	32,225	15,851	16,374	40,282	18,595	21,687	20,193	9,925	10,269
30-34	28,641	13,568	15,073	36,919	16,091	20,828	15,018	6,645	8,373
35-39	24,045	10,582	13,463	31,106	12,643	18,462	11,025	4,063	6,962
40-44	19,492	8,022	11,470	24,339	9,386	14,952	9,312	2,928	6,384
45-49	15,022	6,033	8,989	17,793	6,740	11,054	7,452	2,227	5,224
50-54	11,711	4,795	6,916	13,669	5,168	8,501	6,054	1,889	4,165
55-59	8,814	3,738	5,076	9,959	3,861	6,098	4,786	1,668	3,118
60-64	6,398	2,852	3,547	7,176	2,915	4,260	3,806	1,469	2,338
65-69	4,560	2,188	2,372	4,982	2,158	2,824	3,039	1,300	1,739
70-74	3,073	1,585	1,488	3,359	1,613	1,746	2,323	1,122	1,202
75-79	1,884	1,041	843	2,236	1,208	1,028	1,620	869	751

80+	1,794	1,074	720		2,151	1,292	859		1,982	1,164	818
All Ages	356,094	173,133	182,961		410,337	190,959	219,377		209,521	98,530	110,990

2023	LUBOMBO			SWAZILAND		
POPULATION BY 5 YEAR AGE GROUPS	TOTAL	MALE	FEMALE	TOTAL	MALE	FEMALE
0-4	34,397	17,294	17,103	153,533	78,197	75,336
5_9	32,364	16,315	16,049	147,517	75,478	72,039
10_14	30,492	15,387	15,106	138,968	71,224	67,744
15-19	26,487	13,486	13,001	123,933	63,331	60,602
20-24	25,065	12,728	12,337	122,567	61,335	61,232
25-29	21,958	10,989	10,969	114,658	55,359	59,299
30-34	18,054	8,664	9,390	98,632	44,968	53,664
35-39	14,353	6,314	8,039	80,528	33,602	46,926
40-44	11,612	4,682	6,930	64,755	25,018	39,737
45-49	8,852	3,415	5,436	49,118	18,415	30,703
50-54	6,689	2,637	4,053	38,123	14,489	23,634
55-59	5,046	2,139	2,907	28,605	11,406	17,199
60-64	3,950	1,779	2,170	21,330	9,015	12,315
65-69	2,994	1,407	1,588	15,575	7,053	8,522
70-74	2,147	1,045	1,102	10,903	5,365	5,538
75-79	1,386	700	686	7,126	3,818	3,308
80+	1,564	890	674	7,491	4,420	3,071
All Ages	247,411	119,871	127,540	1,223,362	582,493	640,869

2024	HHOHHO			MANZINI			SHISELWENI		
AGE	TOTAL	MALE	FEMALE	TOTAL	MALE	FEMALE	TOTAL	MALE	FEMALE
0	9,717	4,950	4,767	10,168	5,159	5,008	4,777	2,426	2,351
1	9,282	4,765	4,517	9,828	4,997	4,831	4,670	2,379	2,292
2	9,122	4,696	4,425	9,696	4,941	4,755	4,666	2,384	2,282
3	9,045	4,665	4,380	9,634	4,915	4,720	4,693	2,401	2,292
4	8,995	4,642	4,353	9,597	4,899	4,698	4,743	2,428	2,315
5	8,958	4,626	4,332	9,575	4,890	4,684	4,798	2,457	2,340
6	8,904	4,599	4,305	9,524	4,867	4,657	4,842	2,482	2,360
7	8,835	4,566	4,269	9,444	4,831	4,613	4,888	2,506	2,382
8	8,744	4,518	4,225	9,342	4,783	4,559	4,923	2,526	2,397
9	8,641	4,469	4,172	9,220	4,723	4,497	4,948	2,540	2,407
10	8,514	4,405	4,110	9,082	4,653	4,429	4,971	2,555	2,416
11	8,372	4,330	4,042	8,939	4,577	4,362	4,996	2,570	2,426
12	8,222	4,251	3,971	8,776	4,496	4,279	5,010	2,581	2,428
13	8,057	4,170	3,888	8,600	4,399	4,201	5,029	2,595	2,434
14	7,884	4,076	3,807	8,411	4,306	4,105	5,017	2,591	2,426
15	7,714	3,994	3,720	8,209	4,197	4,012	4,958	2,569	2,389

16	7,576	3,930	3,646	8,033	4,104	3,929	4,882	2,540	2,342
17	6,201	3,197	3,004	6,889	3,445	3,444	4,543	2,342	2,201
18	6,703	3,441	3,262	7,478	3,778	3,700	5,023	2,629	2,394
19	6,850	3,500	3,350	7,739	3,898	3,841	5,189	2,726	2,463
20	6,870	3,495	3,375	7,852	3,924	3,928	5,146	2,698	2,448
21	6,822	3,458	3,364	7,897	3,903	3,994	4,995	2,602	2,394
22	6,766	3,416	3,350	7,925	3,871	4,054	4,811	2,492	2,319
23	6,702	3,372	3,331	7,949	3,838	4,110	4,643	2,391	2,251
24	6,661	3,337	3,324	7,998	3,826	4,173	4,501	2,307	2,194
25	6,613	3,302	3,312	8,051	3,813	4,238	4,358	2,215	2,142
26	6,537	3,244	3,293	8,074	3,784	4,290	4,215	2,116	2,099
27	6,477	3,195	3,282	8,090	3,750	4,339	4,060	2,003	2,056
28	6,393	3,138	3,255	8,079	3,703	4,377	3,886	1,890	1,996
29	6,293	3,074	3,220	8,035	3,649	4,385	3,696	1,766	1,930
30	6,154	2,988	3,166	7,916	3,552	4,364	3,483	1,632	1,850
31	5,985	2,877	3,108	7,706	3,411	4,295	3,263	1,495	1,768
32	5,810	2,765	3,044	7,500	3,278	4,222	3,056	1,367	1,689
33	5,637	2,648	2,989	7,279	3,143	4,136	2,880	1,250	1,630
34	5,470	2,539	2,931	7,066	3,006	4,061	2,688	1,132	1,556
35	5,284	2,415	2,869	6,849	2,873	3,976	2,517	1,018	1,499
36	5,100	2,291	2,809	6,614	2,730	3,884	2,342	911	1,432
37	4,903	2,164	2,739	6,367	2,590	3,777	2,215	822	1,393
38	4,709	2,044	2,664	6,109	2,451	3,658	2,116	756	1,361

39	4,515	1,928	2,587		5,848	2,320	3,528		2,028	693	1,335
40	4,329	1,820	2,509		5,575	2,181	3,394		1,964	648	1,316
41	4,147	1,722	2,425		5,287	2,044	3,243		1,906	605	1,301
42	3,982	1,635	2,348		5,027	1,924	3,102		1,865	579	1,286
43	3,840	1,563	2,278		4,769	1,808	2,961		1,810	551	1,259
44	3,667	1,475	2,193		4,507	1,699	2,808		1,766	530	1,235
45	3,489	1,395	2,093		4,223	1,584	2,639		1,693	502	1,191
46	3,293	1,308	1,986		3,933	1,472	2,461		1,616	478	1,138
47	3,101	1,236	1,865		3,674	1,371	2,303		1,527	450	1,078
48	2,921	1,164	1,757		3,454	1,292	2,162		1,439	427	1,013
49	2,756	1,104	1,652		3,254	1,216	2,038		1,371	404	967
50	2,618	1,050	1,569		3,085	1,157	1,928		1,309	390	919
51	2,494	1,006	1,488		2,932	1,095	1,837		1,268	381	886
52	2,386	965	1,421		2,798	1,046	1,753		1,223	372	850
53	2,285	929	1,356		2,669	995	1,673		1,174	363	811
54	2,177	891	1,286		2,546	952	1,594		1,123	352	771
55	2,064	852	1,212		2,382	892	1,490		1,070	344	726
56	1,935	805	1,130		2,218	838	1,380		1,014	335	678
57	1,815	764	1,051		2,056	787	1,269		967	328	638
58	1,698	720	978		1,907	737	1,170		921	323	598
59	1,586	676	910		1,776	692	1,084		881	318	562
60	1,490	644	846		1,661	657	1,004		839	309	530
61	1,385	609	777		1,558	621	937		802	303	498

62	1,300	577	723		1,460	587	872		764	291	473
63	1,216	547	669		1,369	557	813		731	283	448
64	1,140	516	623		1,283	526	757		693	270	423
65	1,061	488	573		1,190	494	697		660	262	398
66	990	464	526		1,097	466	631		629	258	371
67	925	444	481		1,012	437	575		602	255	347
68	860	421	439		941	411	530		579	254	325
69	810	406	405		868	386	482		557	250	308
70	744	376	368		798	365	433		527	246	282
71	677	347	329		735	345	389		494	233	260
72	619	319	300		672	323	349		461	224	237
73	561	291	269		624	307	317		432	215	217
74	515	270	245		580	289	291		403	204	199
75	467	250	217		530	272	258		373	191	182
76	416	227	189		485	257	227		346	182	163
77	376	211	165		444	241	203		318	171	147
78	338	193	145		408	229	179		296	164	132
79	306	177	129		378	218	159		273	154	119
80+	1,833	1,119	714		2,198	1,341	857		2,007	1,201	806
ALL AGES	360,648	175,454	185,194		415,747	193,381	222,366		209,155	98,387	110,767

2024	LUBOMBO			SWAZILAND		
AGE	TOTAL	MALE	FEMALE	TOTAL	MALE	FEMALE
0	7,380	3,708	3,672	32,042	16,243	15,799
1	6,951	3,483	3,468	30,730	15,623	15,107
2	6,791	3,414	3,377	30,274	15,436	14,838
3	6,707	3,378	3,329	30,079	15,358	14,721
4	6,650	3,352	3,298	29,985	15,321	14,664
5	6,610	3,335	3,276	29,941	15,308	14,633
6	6,569	3,312	3,257	29,839	15,259	14,580
7	6,517	3,285	3,232	29,684	15,188	14,496
8	6,465	3,259	3,206	29,474	15,087	14,387
9	6,395	3,222	3,172	29,203	14,954	14,249
10	6,328	3,188	3,140	28,896	14,801	14,095
11	6,248	3,150	3,098	28,556	14,628	13,928
12	6,171	3,114	3,057	28,178	14,443	13,735
13	6,077	3,067	3,010	27,764	14,231	13,533
14	5,997	3,031	2,965	27,308	14,004	13,304
15	5,889	2,979	2,910	26,770	13,739	13,031
16	5,833	2,962	2,871	26,324	13,536	12,788
17	4,477	2,258	2,219	22,110	11,242	10,868
18	5,172	2,652	2,520	24,376	12,500	11,876
19	5,387	2,768	2,619	25,165	12,892	12,273

20	5,368	2,751	2,617		25,236	12,868	12,368
21	5,228	2,672	2,556		24,942	12,635	12,307
22	5,056	2,576	2,480		24,558	12,355	12,203
23	4,893	2,490	2,403		24,187	12,092	12,095
24	4,764	2,422	2,342		23,924	11,891	12,033
25	4,658	2,361	2,297		23,680	11,691	11,989
26	4,555	2,301	2,254		23,381	11,445	11,936
27	4,430	2,223	2,207		23,056	11,172	11,884
28	4,297	2,145	2,152		22,655	10,876	11,779
29	4,158	2,063	2,095		22,182	10,552	11,630
30	3,995	1,967	2,028		21,548	10,140	11,408
31	3,832	1,869	1,962		20,785	9,652	11,133
32	3,672	1,769	1,902		20,037	9,180	10,857
33	3,535	1,684	1,851		19,331	8,724	10,607
34	3,383	1,589	1,795		18,608	8,266	10,342
35	3,222	1,489	1,733		17,872	7,795	10,077
36	3,055	1,381	1,673		17,111	7,313	9,798
37	2,908	1,287	1,621		16,393	6,863	9,530
38	2,788	1,207	1,581		15,722	6,458	9,264
39	2,673	1,132	1,541		15,063	6,072	8,991
40	2,555	1,062	1,493		14,423	5,711	8,712
41	2,450	998	1,452		13,790	5,369	8,421
42	2,347	941	1,405		13,221	5,080	8,141

43	2,256	896	1,361		12,676	4,818	7,858
44	2,153	844	1,309		12,093	4,548	7,545
45	2,046	793	1,253		11,451	4,274	7,177
46	1,940	746	1,194		10,783	4,005	6,778
47	1,821	695	1,125		10,124	3,752	6,372
48	1,702	650	1,052		9,516	3,532	5,984
49	1,605	612	993		8,985	3,335	5,650
50	1,512	578	934		8,524	3,174	5,350
51	1,432	551	881		8,125	3,033	5,092
52	1,354	524	830		7,760	2,907	4,853
53	1,286	504	782		7,413	2,791	4,622
54	1,209	479	730		7,055	2,673	4,382
55	1,143	460	684		6,659	2,548	4,111
56	1,082	441	640		6,249	2,420	3,829
57	1,016	423	593		5,853	2,302	3,551
58	966	409	557		5,491	2,189	3,302
59	922	398	524		5,164	2,084	3,080
60	873	382	491		4,862	1,991	2,871
61	840	371	469		4,585	1,904	2,681
62	792	355	437		4,316	1,810	2,506
63	753	339	414		4,069	1,726	2,343
64	718	324	393		3,833	1,636	2,197
65	678	309	368		3,590	1,554	2,036

66	636	294	341		3,351	1,482	1,869
67	595	278	317		3,135	1,414	1,721
68	565	267	298		2,944	1,353	1,591
69	536	256	281		2,772	1,297	1,475
70	503	243	261		2,573	1,229	1,344
71	467	227	240		2,372	1,153	1,219
72	429	210	219		2,181	1,076	1,105
73	395	194	201		2,011	1,007	1,004
74	362	178	184		1,860	941	919
75	328	162	166		1,699	875	824
76	303	152	151		1,549	819	730
77	276	142	134		1,414	765	649
78	253	130	123		1,295	715	580
79	230	119	111		1,187	669	518
80+	1,589	922	667		7,627	4,583	3,044
ALL AGES	250,000	121,155	128,845		1,235,549	588,377	647,172

2024	HHOHHO			MANZINI			SHISELWENI		
POPULATION BY 5 YEAR AGE GROUPS	TOTAL	MALE	FEMALE	TOTAL	MALE	FEMALE	TOTAL	MALE	FEMALE
0-4	46,159	23,717	22,442	48,923	24,911	24,012	23,549	12,018	11,532
5_9	44,082	22,778	21,304	47,105	24,094	23,012	24,398	12,512	11,887
10_14	41,049			43,808			25,023		

		21,232	19,817			22,431	21,377			12,893	12,131
15-19	35,044	18,062	16,982		38,348	19,422	18,926		24,595	12,806	11,789
20-24	33,821	17,078	16,743		39,621	19,362	20,259		24,096	12,490	11,606
25-29	32,313	15,953	16,360		40,328	18,699	21,629		20,215	9,991	10,224
30-34	29,056	13,817	15,239		37,466	16,389	21,077		15,370	6,877	8,493
35-39	24,510	10,842	13,668		31,787	12,963	18,824		11,218	4,199	7,020
40-44	19,966	8,214	11,752		25,165	9,657	15,508		9,311	2,915	6,396
45-49	15,561	6,207	9,354		18,538	6,935	11,603		7,646	2,261	5,386
50-54	11,959	4,839	7,120		14,030	5,244	8,786		6,096	1,858	4,237
55-59	9,097	3,818	5,280		10,339	3,946	6,393		4,851	1,649	3,202
60-64	6,531	2,893	3,638		7,330	2,947	4,383		3,828	1,456	2,372
65-69	4,647	2,223	2,424		5,108	2,193	2,915		3,028	1,280	1,748
70-74	3,117	1,604	1,512		3,407	1,629	1,778		2,318	1,122	1,196
75-79	1,903	1,058	845		2,245	1,218	1,027		1,606	862	744
80+	1,833	1,119	714		2,198	1,341	857		2,007	1,201	806
All Ages	360,648	175,454	185,194		415,747	193,381	222,366		209,155	98,387	110,767

2024	LUBOMBO			SWAZILAND		
POPULATION BY 5 YEAR AGE GROUPS	TOTAL	MALE	FEMALE	TOTAL	MALE	FEMALE
0-4	34,478	17,335	17,143	153,110	77,981	75,129
5_9	32,556	16,413	16,143	148,141	75,796	72,345
10_14	30,821	15,551	15,270	140,702	72,107	68,595
15-19	26,758	13,619	13,139	124,745	63,909	60,836

20-24	25,310	12,911	12,398		122,847	61,841	61,006
25-29	22,098	11,093	11,005		114,954	55,736	59,218
30-34	18,417	8,879	9,538		100,309	45,962	54,347
35-39	14,646	6,497	8,149		82,161	34,501	47,660
40-44	11,761	4,741	7,021		66,203	25,526	40,677
45-49	9,113	3,496	5,618		50,859	18,898	31,961
50-54	6,792	2,636	4,156		38,877	14,578	24,299
55-59	5,128	2,130	2,998		29,416	11,543	17,873
60-64	3,976	1,771	2,205		21,665	9,067	12,598
65-69	3,010	1,405	1,605		15,792	7,100	8,692
70-74	2,156	1,051	1,105		10,997	5,406	5,591
75-79	1,390	705	685		7,144	3,843	3,301
80+	1,589	922	667		7,627	4,583	3,044
All Ages	250,000	121,155	128,845		1,235,549	588,377	647,172

2025	HHOHHO			MANZINI			SHISELWENI		
AGE	TOTAL	MALE	FEMALE	TOTAL	MALE	FEMALE	TOTAL	MALE	FEMALE
0	9,699	4,940	4,758	10,086	5,118	4,968	4,681	2,377	2,304
1	9,279	4,763	4,516	9,772	4,969	4,803	4,587	2,337	2,250
2	9,123	4,698	4,425	9,656	4,921	4,734	4,587	2,343	2,244
3	9,048	4,665	4,383	9,612	4,904	4,708	4,625	2,367	2,258

4	9,009	4,649	4,359		9,589	4,895	4,695		4,671	2,391	2,280
5	8,968	4,629	4,339		9,567	4,886	4,681		4,728	2,423	2,306
6	8,933	4,614	4,318		9,546	4,879	4,667		4,785	2,452	2,333
7	8,879	4,587	4,291		9,496	4,856	4,641		4,828	2,476	2,352
8	8,811	4,555	4,256		9,416	4,819	4,596		4,874	2,500	2,373
9	8,718	4,507	4,211		9,314	4,772	4,542		4,910	2,521	2,389
10	8,611	4,454	4,157		9,203	4,715	4,487		4,934	2,535	2,399
11	8,480	4,386	4,093		9,075	4,648	4,427		4,959	2,553	2,406
12	8,338	4,312	4,027		8,934	4,573	4,361		4,983	2,567	2,416
13	8,188	4,234	3,955		8,770	4,492	4,278		4,996	2,577	2,419
14	8,021	4,151	3,871		8,596	4,395	4,201		5,017	2,593	2,424
15	7,849	4,061	3,788		8,410	4,302	4,109		4,980	2,579	2,401
16	7,674	3,981	3,693		8,217	4,195	4,022		4,898	2,548	2,350
17	7,537	3,917	3,620		8,039	4,101	3,938		4,823	2,519	2,304
18	6,169	3,187	2,981		6,901	3,445	3,456		4,483	2,321	2,163
19	6,668	3,429	3,238		7,488	3,777	3,711		4,962	2,608	2,354
20	6,819	3,490	3,329		7,762	3,900	3,862		5,078	2,675	2,403
21	6,843	3,485	3,357		7,889	3,928	3,961		4,987	2,619	2,368
22	6,792	3,448	3,345		7,932	3,907	4,025		4,838	2,524	2,314
23	6,739	3,407	3,332		7,960	3,875	4,085		4,655	2,415	2,240
24	6,673	3,362	3,312		7,983	3,842	4,140		4,490	2,316	2,174
25	6,611	3,313	3,298		8,013	3,816	4,197		4,334	2,214	2,121
26	6,540	3,261	3,279		8,044	3,788	4,256		4,179	2,105	2,074

27	6,466	3,205	3,261		8,066	3,758	4,308		4,041	2,009	2,031
28	6,405	3,156	3,249		8,083	3,725	4,358		3,887	1,900	1,987
29	6,323	3,100	3,223		8,072	3,677	4,394		3,717	1,789	1,928
30	6,211	3,020	3,190		7,977	3,596	4,382		3,540	1,670	1,870
31	6,061	2,920	3,141		7,810	3,471	4,338		3,341	1,543	1,799
32	5,894	2,812	3,082		7,602	3,332	4,270		3,129	1,410	1,719
33	5,720	2,701	3,019		7,400	3,203	4,197		2,929	1,289	1,640
34	5,551	2,587	2,964		7,180	3,069	4,112		2,759	1,176	1,583
35	5,373	2,471	2,902		6,954	2,930	4,025		2,587	1,068	1,518
36	5,177	2,340	2,837		6,722	2,792	3,930		2,432	960	1,473
37	4,996	2,220	2,776		6,491	2,653	3,838		2,265	858	1,406
38	4,802	2,096	2,707		6,249	2,516	3,733		2,143	774	1,369
39	4,612	1,978	2,634		5,994	2,380	3,615		2,049	712	1,337
40	4,426	1,869	2,558		5,731	2,246	3,485		1,964	653	1,311
41	4,249	1,768	2,481		5,455	2,106	3,349		1,906	612	1,293
42	4,070	1,672	2,398		5,175	1,974	3,201		1,848	571	1,277
43	3,910	1,587	2,322		4,920	1,858	3,062		1,810	547	1,263
44	3,770	1,517	2,253		4,666	1,745	2,920		1,758	520	1,237
45	3,595	1,433	2,162		4,410	1,641	2,770		1,718	506	1,212
46	3,414	1,356	2,058		4,132	1,531	2,601		1,651	484	1,167
47	3,223	1,271	1,952		3,848	1,423	2,425		1,577	462	1,115
48	3,035	1,201	1,833		3,596	1,324	2,272		1,490	434	1,056
49	2,858	1,131	1,727		3,378	1,247	2,131		1,405	412	993

50	2,691	1,072	1,619		3,180	1,173	2,006		1,331	389	942
51	2,552	1,016	1,536		3,011	1,115	1,896		1,267	374	894
52	2,431	973	1,457		2,861	1,056	1,805		1,227	366	861
53	2,326	934	1,392		2,731	1,007	1,723		1,183	357	826
54	2,226	899	1,327		2,605	960	1,645		1,135	348	788
55	2,114	861	1,253		2,473	915	1,558		1,086	340	746
56	1,998	823	1,175		2,302	858	1,444		1,033	334	699
57	1,874	778	1,095		2,146	807	1,339		979	324	654
58	1,759	739	1,020		1,988	757	1,231		934	318	616
59	1,644	696	948		1,842	709	1,134		890	314	577
60	1,524	651	873		1,709	663	1,046		847	307	541
61	1,422	618	805		1,590	628	962		804	295	509
62	1,323	584	738		1,491	593	898		770	292	478
63	1,240	553	687		1,397	561	836		733	278	455
64	1,160	525	635		1,310	532	779		702	272	430
65	1,085	497	588		1,222	502	720		663	261	402
66	1,011	473	538		1,127	473	654		630	256	375
67	942	449	493		1,039	445	594		600	251	349
68	880	430	451		959	418	541		576	249	327
69	819	408	411		891	393	498		552	247	306
70	761	386	375		818	368	449		527	241	286
71	689	351	338		747	348	399		492	234	258
72	626	324	303		687	329	358		460	223	238

73	573	298	275		630	309	321		430	213	217
74	519	272	248		584	292	291		404	205	199
75	472	252	220		538	275	263		371	192	180
76	424	233	191		488	259	229		342	180	162
77	377	211	166		445	244	201		316	171	145
78	342	197	145		408	229	179		291	160	131
79	307	179	128		376	217	159		272	154	118
80+	1,874	1,165	709		2,248	1,391	857		2,030	1,234	796
ALL AGES	365,142	177,744	187,399		421,021	195,737	225,284		208,699	98,193	110,505

2025	LUBOMBO			SWAZILAND		
AGE	TOTAL	MALE	FEMALE	TOTAL	MALE	FEMALE
0	7,396	3,716	3,680	31,861	16,151	15,710
1	6,977	3,497	3,481	30,616	15,566	15,050
2	6,805	3,422	3,384	30,171	15,383	14,788
3	6,718	3,383	3,335	30,003	15,319	14,684
4	6,666	3,361	3,305	29,935	15,296	14,639
5	6,627	3,342	3,285	29,890	15,280	14,610
6	6,592	3,324	3,268	29,855	15,269	14,586

7	6,551	3,302	3,249		29,754	15,221	14,533
8	6,499	3,276	3,224		29,600	15,151	14,449
9	6,447	3,250	3,197		29,389	15,049	14,340
10	6,377	3,213	3,164		29,125	14,918	14,207
11	6,308	3,179	3,129		28,822	14,766	14,056
12	6,228	3,142	3,086		28,484	14,594	13,890
13	6,152	3,107	3,045		28,106	14,409	13,697
14	6,058	3,058	2,999		27,692	14,197	13,495
15	5,963	3,019	2,944		27,203	13,961	13,242
16	5,841	2,961	2,880		26,630	13,685	12,945
17	5,787	2,946	2,841		26,186	13,483	12,703
18	4,436	2,243	2,194		21,989	11,195	10,794
19	5,129	2,637	2,492		24,247	12,451	11,796
20	5,317	2,738	2,578		24,975	12,803	12,172
21	5,275	2,711	2,564		24,994	12,744	12,250
22	5,136	2,632	2,504		24,699	12,511	12,188
23	4,965	2,537	2,428		24,319	12,234	12,085
24	4,804	2,452	2,352		23,950	11,972	11,978
25	4,665	2,372	2,292		23,623	11,714	11,909
26	4,550	2,301	2,248		23,313	11,456	11,857
27	4,447	2,242	2,205		23,020	11,215	11,805
28	4,324	2,166	2,158		22,699	10,946	11,753
29	4,193	2,088	2,105		22,305	10,655	11,650

30	4,062	2,007	2,055		21,790	10,293	11,497
31	3,907	1,911	1,996		21,119	9,845	11,274
32	3,747	1,816	1,932		20,372	9,370	11,002
33	3,590	1,717	1,873		19,639	8,910	10,729
34	3,457	1,634	1,823		18,948	8,466	10,482
35	3,301	1,534	1,767		18,215	8,003	10,212
36	3,141	1,435	1,705		17,472	7,527	9,945
37	2,977	1,329	1,648		16,728	7,060	9,668
38	2,835	1,238	1,597		16,029	6,624	9,405
39	2,716	1,161	1,556		15,372	6,231	9,141
40	2,598	1,085	1,513		14,720	5,854	8,866
41	2,477	1,015	1,463		14,086	5,500	8,586
42	2,375	953	1,422		13,468	5,170	8,298
43	2,273	898	1,375		12,913	4,891	8,022
44	2,187	854	1,332		12,380	4,637	7,743
45	2,089	809	1,280		11,812	4,389	7,423
46	1,987	763	1,224		11,184	4,134	7,050
47	1,883	718	1,165		10,531	3,874	6,657
48	1,767	669	1,098		9,887	3,629	6,258
49	1,650	624	1,026		9,290	3,414	5,876
50	1,549	585	964		8,751	3,219	5,532
51	1,453	553	900		8,283	3,057	5,226
52	1,374	525	849		7,893	2,921	4,972

53	1,299	500	799		7,539	2,799	4,740
54	1,235	481	754		7,201	2,688	4,513
55	1,164	459	705		6,837	2,575	4,262
56	1,103	441	661		6,436	2,456	3,980
57	1,042	424	618		6,040	2,333	3,707
58	978	406	572		5,658	2,219	3,439
59	930	392	538		5,307	2,110	3,197
60	885	381	504		4,965	2,001	2,964
61	835	364	471		4,652	1,905	2,747
62	805	354	451		4,388	1,823	2,565
63	760	340	420		4,130	1,732	2,398
64	721	323	398		3,893	1,652	2,241
65	684	309	375		3,654	1,569	2,085
66	643	295	348		3,411	1,496	1,915
67	604	281	323		3,185	1,426	1,759
68	565	265	299		2,980	1,362	1,618
69	536	254	282		2,799	1,302	1,497
70	502	240	262		2,607	1,235	1,372
71	465	225	240		2,393	1,158	1,235
72	431	211	220		2,205	1,086	1,119
73	395	194	201		2,029	1,014	1,015
74	364	180	184		1,871	949	922
75	334	167	167		1,715	885	830

76	301	152	149		1,555	823	732
77	279	143	136		1,418	770	648
78	253	133	120		1,295	720	575
79	232	121	111		1,187	672	515
80+	1,612	951	661		7,764	4,741	3,023
ALL AGES	252,589	122,439	130,150		1,247,451	594,113	653,338

2025	HHOHHO			MANZINI			SHISELWENI		
POPULATION BY 5 YEAR AGE GROUPS	TOTAL	MALE	FEMALE	TOTAL	MALE	FEMALE	TOTAL	MALE	FEMALE
0-4	46,158	23,716	22,442	48,716	24,806	23,909	23,150	11,815	11,335
5_9	44,309	22,893	21,416	47,338	24,211	23,127	24,125	12,371	11,753
10_14	41,639	21,536	20,102	44,578	22,823	21,755	24,890	12,825	12,065
15-19	35,897	18,576	17,321	39,055	19,819	19,236	24,147	12,574	11,572
20-24	33,866	17,192	16,675	39,525	19,452	20,073	24,048	12,549	11,499
25-29	32,345	16,035	16,311	40,278	18,764	21,514	20,158	10,017	10,141
30-34	29,437	14,040	15,396	37,969	16,671	21,297	15,698	7,088	8,610
35-39	24,960	11,105	13,855	32,410	13,269	19,140	11,476	4,373	7,103
40-44	20,425	8,413	12,012	25,947	9,930	16,018	9,286	2,904	6,382
45-49	16,125	6,392	9,732	19,363	7,165	12,197	7,841	2,299	5,542
50-54	12,225	4,895	7,330	14,387	5,311	9,076	6,145	1,834	4,311
55-59	9,388	3,897	5,491	10,752	4,046	6,706	4,922	1,629	3,293
60-64	6,669	2,931	3,738	7,496	2,976	4,521	3,856	1,444	2,412

65-69	4,737	2,256	2,481		5,239	2,231	3,007		3,021	1,263	1,758
70-74	3,169	1,630	1,539		3,465	1,646	1,820		2,313	1,116	1,197
75-79	1,922	1,072	850		2,255	1,225	1,031		1,593	858	735
80+	1,874	1,165	709		2,248	1,391	857		2,030	1,234	796
All Ages	365,142	177,744	187,399		421,021	195,737	225,284		208,699	98,193	110,505

2025	LUBOMBO			SWAZILAND		
POPULATION BY 5 YEAR AGE GROUPS	TOTAL	MALE	FEMALE	TOTAL	MALE	FEMALE
0-4	34,563	17,378	17,185	152,586	77,715	74,871
5_9	32,716	16,494	16,222	148,488	75,970	72,518
10_14	31,123	15,700	15,423	142,229	72,884	69,345
15-19	27,157	13,805	13,351	126,255	64,775	61,480
20-24	25,498	13,071	12,427	122,937	62,264	60,673
25-29	22,178	11,170	11,009	114,960	55,986	58,974
30-34	18,764	9,084	9,680	101,868	46,884	54,984
35-39	14,970	6,698	8,272	83,816	35,445	48,371
40-44	11,909	4,805	7,104	67,567	26,052	41,515
45-49	9,376	3,584	5,792	52,704	19,440	33,264
50-54	6,910	2,644	4,266	39,667	14,684	24,983
55-59	5,217	2,122	3,095	30,278	11,693	18,585
60-64	4,007	1,763	2,244	22,028	9,113	12,915

65-69	3,032	1,405	1,628		16,029	7,155	8,874
70-74	2,158	1,050	1,108		11,105	5,442	5,663
75-79	1,400	716	684		7,170	3,870	3,300
80+	1,612	951	661		7,764	4,741	3,023
All Ages	252,589	122,439	130,150		1,247,451	594,113	653,338

2026	HHOHHO			MANZINI			SHISELWENI		
AGE	TOTAL	MALE	FEMALE	TOTAL	MALE	FEMALE	TOTAL	MALE	FEMALE
0	9,688	4,935	4,753	10,007	5,078	4,930	4,587	2,329	2,257
1	9,265	4,756	4,509	9,698	4,931	4,767	4,497	2,291	2,206
2	9,122	4,697	4,426	9,603	4,894	4,708	4,505	2,302	2,203
3	9,050	4,666	4,384	9,572	4,884	4,688	4,547	2,326	2,221
4	9,010	4,649	4,362	9,568	4,884	4,684	4,603	2,358	2,245
5	8,983	4,638	4,345	9,559	4,882	4,677	4,657	2,385	2,272
6	8,944	4,619	4,325	9,539	4,874	4,664	4,715	2,417	2,298
7	8,907	4,602	4,305	9,517	4,868	4,649	4,772	2,446	2,325
8	8,855	4,576	4,278	9,468	4,844	4,624	4,814	2,471	2,344
9	8,786	4,544	4,242	9,388	4,808	4,579	4,860	2,494	2,366
10	8,689	4,492	4,197	9,296	4,764	4,533	4,897	2,517	2,381
11	8,575	4,435	4,140	9,196	4,711	4,485	4,922	2,532	2,390
12	8,447	4,369	4,078	9,069	4,643	4,426	4,946	2,549	2,396

13	8,304	4,293	4,010		8,928	4,568	4,360		4,970	2,564	2,406
14	8,154	4,216	3,938		8,765	4,487	4,278		4,985	2,574	2,410
15	7,985	4,134	3,850		8,597	4,393	4,204		4,980	2,580	2,400
16	7,811	4,050	3,761		8,417	4,299	4,119		4,921	2,559	2,362
17	7,635	3,968	3,667		8,225	4,193	4,032		4,837	2,526	2,311
18	7,499	3,905	3,594		8,047	4,099	3,948		4,765	2,499	2,266
19	6,136	3,177	2,959		6,911	3,444	3,467		4,425	2,300	2,125
20	6,637	3,419	3,218		7,514	3,779	3,734		4,854	2,558	2,296
21	6,792	3,481	3,311		7,799	3,905	3,894		4,921	2,596	2,325
22	6,815	3,476	3,339		7,925	3,932	3,993		4,829	2,541	2,288
23	6,765	3,438	3,327		7,968	3,912	4,056		4,684	2,448	2,236
24	6,710	3,397	3,313		7,995	3,879	4,116		4,502	2,340	2,162
25	6,623	3,337	3,286		7,998	3,832	4,166		4,324	2,223	2,101
26	6,540	3,273	3,266		8,007	3,791	4,216		4,157	2,105	2,052
27	6,470	3,222	3,248		8,039	3,763	4,276		4,005	1,999	2,006
28	6,395	3,166	3,229		8,061	3,734	4,327		3,870	1,906	1,964
29	6,335	3,117	3,218		8,076	3,700	4,376		3,718	1,799	1,919
30	6,240	3,046	3,194		8,016	3,625	4,391		3,561	1,694	1,868
31	6,117	2,953	3,165		7,871	3,515	4,356		3,397	1,578	1,818
32	5,969	2,854	3,115		7,706	3,393	4,313		3,206	1,457	1,749
33	5,806	2,749	3,057		7,501	3,256	4,245		3,000	1,330	1,671
34	5,632	2,638	2,994		7,300	3,129	4,171		2,809	1,215	1,594
35	5,453	2,518	2,935		7,068	2,991	4,076		2,655	1,109	1,546

36	5,265	2,395	2,870		6,827	2,849	3,979		2,499	1,008	1,491
37	5,072	2,268	2,804		6,599	2,715	3,884		2,351	904	1,447
38	4,894	2,149	2,744		6,370	2,577	3,793		2,192	810	1,382
39	4,706	2,029	2,676		6,134	2,443	3,690		2,074	730	1,344
40	4,522	1,919	2,604		5,875	2,305	3,570		1,987	672	1,315
41	4,345	1,816	2,529		5,609	2,170	3,439		1,904	617	1,288
42	4,170	1,717	2,454		5,340	2,034	3,306		1,849	578	1,271
43	3,996	1,624	2,372		5,064	1,906	3,158		1,794	539	1,255
44	3,837	1,541	2,296		4,816	1,794	3,022		1,758	517	1,241
45	3,696	1,474	2,222		4,566	1,685	2,880		1,712	497	1,215
46	3,518	1,393	2,126		4,315	1,586	2,729		1,676	488	1,187
47	3,342	1,319	2,023		4,044	1,479	2,565		1,611	467	1,144
48	3,155	1,236	1,919		3,764	1,374	2,390		1,539	447	1,092
49	2,970	1,168	1,802		3,519	1,280	2,240		1,453	419	1,034
50	2,791	1,097	1,693		3,301	1,204	2,097		1,366	397	969
51	2,622	1,037	1,585		3,104	1,132	1,972		1,289	373	916
52	2,487	984	1,503		2,939	1,075	1,864		1,227	359	868
53	2,369	943	1,426		2,793	1,018	1,775		1,189	351	837
54	2,267	905	1,362		2,666	971	1,695		1,145	343	803
55	2,162	869	1,293		2,531	924	1,607		1,098	336	762
56	2,048	832	1,215		2,392	881	1,511		1,049	329	720
57	1,935	795	1,140		2,227	826	1,401		998	323	675
58	1,815	752	1,063		2,076	777	1,299		945	314	631

59	1,703	714	989		1,920	727	1,193		903	308	595
60	1,580	670	910		1,774	680	1,094		857	302	555
61	1,454	624	830		1,635	633	1,002		813	294	520
62	1,357	592	765		1,523	600	923		772	284	488
63	1,262	561	702		1,426	566	861		739	280	459
64	1,184	531	653		1,337	536	801		703	266	437
65	1,106	506	600		1,248	508	740		672	263	409
66	1,032	481	551		1,159	481	677		633	254	379
67	961	457	504		1,068	452	615		603	250	353
68	898	436	462		984	425	559		572	244	328
69	837	415	422		910	401	509		551	243	308
70	770	388	382		839	375	464		522	238	284
71	704	360	344		766	352	414		491	230	261
72	638	327	311		699	331	368		458	223	236
73	581	302	278		643	313	330		429	212	217
74	530	277	253		591	295	296		402	204	198
75	477	253	223		542	278	264		374	194	180
76	428	235	194		495	262	233		340	180	160
77	385	217	168		449	246	203		314	169	145
78	343	197	146		410	232	178		289	160	129
79	310	183	128		376	218	158		267	151	116
80+	1,914	1,208	705		2,292	1,436	856		2,053	1,267	787
ALL AGES	369,584	180,006	189,578		426,163	198,031	228,132		208,157	97,949	110,209

2026	LUBOMBO				SWAZILAND		
AGE	TOTAL	MALE	FEMALE		TOTAL	MALE	FEMALE
0	7,415	3,726	3,689		31,697	16,068	15,629
1	6,996	3,506	3,490		30,455	15,484	14,971
2	6,833	3,435	3,397		30,063	15,328	14,735
3	6,735	3,392	3,343		29,903	15,267	14,636
4	6,677	3,366	3,311		29,859	15,257	14,602
5	6,642	3,350	3,292		29,840	15,255	14,585
6	6,608	3,332	3,276		29,806	15,242	14,564
7	6,575	3,315	3,260		29,770	15,231	14,539
8	6,533	3,293	3,240		29,670	15,184	14,486
9	6,482	3,266	3,216		29,516	15,113	14,403
10	6,428	3,241	3,187		29,310	15,013	14,297
11	6,358	3,205	3,153		29,051	14,883	14,168
12	6,288	3,171	3,117		28,750	14,732	14,018
13	6,211	3,135	3,076		28,412	14,560	13,852
14	6,132	3,098	3,033		28,035	14,375	13,660
15	6,025	3,046	2,979		27,586	14,153	13,433
16	5,915	3,001	2,913		27,063	13,908	13,155
17	5,796	2,945	2,851		26,493	13,632	12,861
18	5,739	2,928	2,811		26,050	13,431	12,619
19	4,398	2,228	2,170		21,870	11,149	10,721
20	5,061	2,609	2,452		24,066	12,366	11,700
21	5,224	2,698	2,526		24,736	12,680	12,056
22	5,185	2,672	2,513		24,754	12,621	12,133
23	5,044	2,593	2,451		24,461	12,390	12,071
24	4,876	2,499	2,378		24,084	12,115	11,969
25	4,705	2,402	2,303		23,650	11,794	11,856
26	4,557	2,312	2,244		23,261	11,482	11,779
27	4,442	2,243	2,199		22,955	11,227	11,728
28	4,342	2,184	2,157		22,668	10,991	11,677
29	4,221	2,111	2,111		22,351	10,726	11,625
30	4,095	2,030	2,065		21,913	10,395	11,518
31	3,975	1,950	2,025		21,360	9,996	11,364
32	3,822	1,856	1,966		20,703	9,561	11,142
33	3,664	1,763	1,902		19,971	9,097	10,874
34	3,511	1,666	1,845		19,252	8,649	10,603
35	3,375	1,580	1,795		18,551	8,199	10,352
36	3,218	1,478	1,740		17,810	7,730	10,080
37	3,062	1,382	1,680		17,084	7,269	9,815

38	2,902	1,279	1,622		16,357	6,816	9,541
39	2,763	1,191	1,571		15,676	6,394	9,282
40	2,640	1,113	1,527		15,024	6,009	9,015
41	2,520	1,038	1,482		14,378	5,640	8,738
42	2,401	969	1,432		13,761	5,298	8,463
43	2,302	910	1,392		13,157	4,979	8,178
44	2,203	857	1,346		12,614	4,709	7,905
45	2,121	819	1,302		12,094	4,475	7,619
46	2,029	779	1,249		11,538	4,247	7,291
47	1,929	735	1,194		10,925	4,000	6,925
48	1,828	691	1,137		10,286	3,747	6,539
49	1,714	643	1,071		9,657	3,510	6,147
50	1,593	598	996		9,051	3,296	5,755
51	1,489	559	930		8,504	3,101	5,403
52	1,396	528	868		8,049	2,945	5,104
53	1,319	502	818		7,670	2,814	4,856
54	1,246	476	770		7,324	2,694	4,630
55	1,189	462	727		6,980	2,591	4,389
56	1,122	441	681		6,611	2,483	4,128
57	1,062	424	638		6,222	2,368	3,854
58	1,004	407	597		5,840	2,250	3,590
59	942	389	553		5,468	2,138	3,330
60	894	375	519		5,105	2,027	3,078
61	848	365	484		4,751	1,915	2,836
62	800	347	453		4,452	1,823	2,629
63	772	339	433		4,199	1,745	2,454
64	728	324	404		3,951	1,657	2,294
65	688	309	379		3,714	1,586	2,128
66	649	294	355		3,472	1,510	1,962
67	612	282	329		3,243	1,441	1,802
68	573	267	306		3,027	1,372	1,655
69	535	253	283		2,833	1,311	1,522
70	503	239	263		2,633	1,240	1,393
71	464	223	241		2,425	1,165	1,260
72	429	209	220		2,224	1,090	1,134
73	398	196	203		2,051	1,023	1,028
74	365	180	185		1,888	956	932
75	335	167	167		1,727	893	834
76	306	156	150		1,569	832	737
77	277	143	134		1,425	775	650
78	256	134	122		1,299	724	575
79	233	125	108		1,186	676	510
80+	1,635	979	656		7,894	4,890	3,004
All Ages	255,179	123,722	131,457		1,259,083	599,708	659,375

2026 Population by 5 year age groups	HHOHO			MANZINI			SHISELWENI		
	TOTAL	MALE	FEMALE	TOTAL	MALE	FEMALE	TOTAL	MALE	FEMALE
0-4	46,136	23,703	22,432	48,448	24,671	23,777	22,738	11,605	11,133
5-9	44,474	22,980	21,495	47,470	24,277	23,193	23,818	12,214	11,604
10-14	42,168	21,805	20,363	45,255	23,172	22,082	24,719	12,736	11,983
15-19	37,066	19,234	17,832	40,196	20,427	19,769	23,928	12,464	11,464
20-24	33,719	17,211	16,508	39,201	19,407	19,793	23,790	12,483	11,307
25-29	32,364	16,116	16,248	40,180	18,820	21,360	20,075	10,032	10,043
30-34	29,764	14,241	15,524	38,393	16,918	21,475	15,973	7,274	8,699
35-39	33,108	16,668	16,440	40,006	19,177	20,829	21,673	11,114	10,558
40-44	20,871	8,616	12,255	26,705	10,209	16,496	9,293	2,923	6,370
45-49	16,681	6,590	10,091	20,208	7,404	12,804	7,990	2,318	5,672
50-54	12,536	4,966	7,570	14,802	5,398	9,403	6,216	1,823	4,393
55-59	9,663	3,963	5,699	11,146	4,135	7,011	4,993	1,610	3,383
60-64	6,837	2,978	3,860	7,694	3,014	4,681	3,884	1,426	2,458
65-69	4,834	2,294	2,540	5,368	2,268	3,100	3,030	1,254	1,776
70-74	3,222	1,655	1,567	3,537	1,665	1,872	2,302	1,106	1,197
75-79	1,944	1,085	859	2,271	1,235	1,036	1,584	854	730
80+	1,914	1,208	705	2,292	1,436	856	2,053	1,267	787
All Ages	369,584	180,006	189,578	426,163	198,031	228,132	208,157	97,949	110,209

2026 Population by 5 year age groups	LUBOMBO			SWAZILAND		
	TOTAL	MALE	FEMALE	TOTAL	MALE	FEMALE
0-4	34,655	17,425	17,230	151,977	77,404	74,573
5-9	32,839	16,555	16,285	148,602	76,025	72,577
10-14	31,416	15,850	15,567	143,558	73,563	69,995
15-19	27,872	14,148	13,723	129,062	66,273	62,789
20-24	25,391	13,071	12,320	122,101	62,172	59,929
25-29	22,266	11,252	11,014	114,885	56,220	58,665
30-34	19,068	9,265	9,803	103,199	47,698	55,501
35-39	23,624	12,048	11,575	118,411	59,008	59,403
40-44	12,066	4,887	7,179	68,934	26,635	42,299
45-49	9,621	3,667	5,954	54,500	19,979	34,521
50-54	7,044	2,663	4,382	40,598	14,850	25,748
55-59	5,320	2,122	3,198	31,121	11,830	19,291
60-64	4,042	1,750	2,293	22,458	9,167	13,291
65-69	3,057	1,405	1,652	16,289	7,220	9,069
70-74	2,159	1,048	1,111	11,221	5,474	5,747
75-79	1,406	726	681	7,206	3,900	3,306
80+	1,635	979	656	7,894	4,890	3,004
All Ages	255,179	123,722	131,457	1,259,083	599,708	659,375

2027	HHOHO			MANZINI			SHISELWENI			
	AGE	TOTAL	MALE	FEMALE	TOTAL	MALE	FEMALE	TOTAL	MALE	FEMALE
0	9,674	4,928	4,746	9,925	5,036	4,888	4,488	2,279	2,209	
1	9,259	4,752	4,506	9,627	4,895	4,733	4,408	2,246	2,162	
2	9,108	4,690	4,418	9,530	4,858	4,672	4,417	2,257	2,160	
3	9,050	4,666	4,384	9,521	4,857	4,663	4,467	2,286	2,182	
4	9,013	4,650	4,363	9,528	4,864	4,664	4,525	2,317	2,208	
5	8,985	4,638	4,347	9,539	4,871	4,667	4,589	2,352	2,237	
6	8,958	4,627	4,331	9,531	4,870	4,660	4,644	2,379	2,264	
7	8,920	4,608	4,312	9,510	4,864	4,647	4,702	2,412	2,290	
8	8,882	4,591	4,291	9,488	4,856	4,632	4,758	2,441	2,318	
9	8,830	4,565	4,266	9,441	4,834	4,607	4,800	2,465	2,335	
10	8,757	4,530	4,227	9,370	4,800	4,570	4,848	2,491	2,358	
11	8,654	4,474	4,180	9,289	4,758	4,531	4,885	2,514	2,371	
12	8,539	4,416	4,123	9,190	4,706	4,484	4,910	2,528	2,381	
13	8,414	4,352	4,062	9,063	4,638	4,425	4,933	2,546	2,387	
14	8,269	4,275	3,994	8,924	4,564	4,359	4,957	2,561	2,396	

15	8,117	4,200	3,918		8,764	4,483	4,281		4,949	2,563	2,386
16	7,945	4,121	3,824		8,603	4,390	4,213		4,920	2,558	2,361
17	7,771	4,037	3,735		8,425	4,297	4,128		4,862	2,538	2,324
18	7,598	3,956	3,642		8,232	4,190	4,042		4,778	2,505	2,273
19	7,462	3,893	3,569		8,055	4,097	3,958		4,707	2,479	2,228
20	6,109	3,167	2,941		6,937	3,448	3,489		4,322	2,253	2,068
21	6,610	3,411	3,199		7,552	3,785	3,767		4,700	2,481	2,219
22	6,766	3,472	3,294		7,837	3,910	3,926		4,765	2,519	2,247
23	6,788	3,467	3,321		7,962	3,937	4,025		4,674	2,464	2,210
24	6,738	3,429	3,309		8,004	3,916	4,088		4,531	2,372	2,159
25	6,661	3,373	3,288		8,011	3,869	4,142		4,338	2,248	2,090
26	6,553	3,298	3,255		7,992	3,808	4,184		4,147	2,114	2,033
27	6,469	3,234	3,235		8,003	3,768	4,235		3,985	1,999	1,986
28	6,399	3,183	3,216		8,034	3,739	4,295		3,836	1,897	1,940
29	6,326	3,128	3,198		8,053	3,708	4,345		3,704	1,806	1,898
30	6,254	3,064	3,190		8,021	3,647	4,374		3,562	1,703	1,860
31	6,147	2,979	3,168		7,909	3,544	4,365		3,418	1,602	1,817
32	6,026	2,887	3,139		7,768	3,437	4,331		3,260	1,492	1,768
33	5,880	2,790	3,090		7,605	3,317	4,288		3,076	1,375	1,701
34	5,717	2,686	3,031		7,400	3,181	4,219		2,878	1,254	1,624
35	5,533	2,568	2,964		7,187	3,051	4,135		2,704	1,146	1,557
36	5,344	2,442	2,902		6,939	2,910	4,029		2,567	1,047	1,520
37	5,160	2,322	2,837		6,704	2,771	3,933		2,415	951	1,464
38	4,970	2,198	2,772		6,477	2,638	3,839		2,275	853	1,422
39	4,794	2,082	2,713		6,253	2,504	3,749		2,122	765	1,358
40	4,616	1,969	2,647		6,014	2,368	3,645		2,009	688	1,320
41	4,438	1,864	2,575		5,751	2,228	3,523		1,927	635	1,292
42	4,266	1,764	2,501		5,491	2,095	3,396		1,847	583	1,264
43	4,095	1,667	2,427		5,228	1,965	3,263		1,795	546	1,249
44	3,923	1,577	2,347		4,958	1,840	3,117		1,743	509	1,234
45	3,763	1,498	2,265		4,713	1,734	2,979		1,713	494	1,219
46	3,618	1,434	2,184		4,469	1,630	2,840		1,670	480	1,190
47	3,444	1,354	2,089		4,223	1,534	2,689		1,634	471	1,163
48	3,270	1,283	1,988		3,958	1,430	2,528		1,571	451	1,121
49	3,089	1,202	1,888		3,683	1,327	2,357		1,503	432	1,071
50	2,900	1,133	1,768		3,441	1,236	2,205		1,413	404	1,009
51	2,720	1,063	1,657		3,224	1,161	2,063		1,323	381	942
52	2,557	1,005	1,552		3,031	1,092	1,938		1,249	358	891
53	2,425	952	1,473		2,868	1,036	1,832		1,188	344	844
54	2,309	914	1,395		2,727	980	1,746		1,151	337	813
55	2,202	875	1,328		2,591	935	1,655		1,108	331	778
56	2,095	840	1,254		2,447	889	1,558		1,061	326	735
57	1,983	804	1,179		2,314	848	1,465		1,014	318	695
58	1,875	769	1,105		2,155	796	1,359		963	312	651

59	1,757	727	1,030		2,006	747	1,259		914	305	609
60	1,638	687	951		1,848	697	1,151		870	298	572
61	1,509	643	866		1,699	650	1,049		821	289	532
62	1,388	598	789		1,566	605	961		781	282	499
63	1,294	568	727		1,457	572	885		742	273	469
64	1,205	538	667		1,365	540	825		709	268	441
65	1,128	512	616		1,273	513	761		673	258	415
66	1,052	489	563		1,184	487	696		642	256	385
67	982	465	517		1,097	460	638		604	247	357
68	916	444	473		1,011	432	579		575	243	332
69	855	422	434		933	407	526		547	238	309
70	787	395	392		857	382	475		520	234	286
71	713	362	351		785	357	428		486	226	260
72	652	336	316		717	335	382		458	219	239
73	591	305	286		655	315	339		428	212	216
74	537	282	255		603	299	304		402	203	198
75	487	259	228		549	281	268		371	192	180
76	433	236	197		497	263	234		343	183	160
77	390	219	171		457	249	207		311	168	143
78	350	202	148		414	234	180		289	159	129
79	313	184	129		378	220	158		266	151	115
80+	1,952	1,250	701		2,332	1,477	855		2,071	1,293	778
All Ages	373,965	182,238	191,727		431,171	200,264	230,907		207,529	97,651	109,878

2027	LUBOMBO			SWAZILAND		
AGE	TOTAL	MALE	FEMALE	TOTAL	MALE	FEMALE
0	7,424	3,731	3,693	31,511	15,974	15,537
1	7,016	3,516	3,500	30,310	15,409	14,901
2	6,853	3,445	3,408	29,909	15,250	14,659
3	6,760	3,404	3,356	29,798	15,213	14,585
4	6,695	3,375	3,320	29,761	15,206	14,555
5	6,654	3,355	3,299	29,766	15,216	14,550

6	6,623	3,340	3,283		29,755	15,217	14,538
7	6,591	3,322	3,269		29,723	15,205	14,518
8	6,557	3,305	3,251		29,685	15,193	14,492
9	6,515	3,283	3,232		29,587	15,147	14,440
10	6,463	3,257	3,206		29,438	15,077	14,361
11	6,408	3,232	3,176		29,236	14,978	14,258
12	6,339	3,197	3,141		28,978	14,848	14,130
13	6,269	3,163	3,106		28,679	14,699	13,980
14	6,191	3,126	3,065		28,341	14,526	13,815
15	6,098	3,085	3,013		27,929	14,331	13,598
16	5,977	3,029	2,948		27,445	14,099	13,346
17	5,868	2,984	2,883		26,926	13,856	13,070
18	5,750	2,928	2,822		26,357	13,579	12,778
19	5,693	2,911	2,781		25,917	13,380	12,537
20	4,337	2,203	2,134		21,704	11,071	10,633
21	4,972	2,570	2,402		23,835	12,247	11,588
22	5,133	2,658	2,475		24,501	12,559	11,942
23	5,095	2,634	2,462		24,519	12,501	12,018
24	4,954	2,554	2,401		24,227	12,270	11,957
25	4,777	2,449	2,328		23,786	11,938	11,848
26	4,597	2,342	2,255		23,290	11,562	11,728
27	4,450	2,254	2,196		22,907	11,255	11,652
28	4,337	2,186	2,151		22,606	11,004	11,602

29	4,239	2,128	2,110		22,322	10,771	11,551
30	4,125	2,053	2,071		21,962	10,467	11,495
31	4,009	1,973	2,035		21,483	10,098	11,385
32	3,889	1,894	1,995		20,942	9,709	11,233
33	3,738	1,802	1,936		20,299	9,285	11,014
34	3,585	1,712	1,873		19,581	8,834	10,747
35	3,428	1,612	1,816		18,851	8,378	10,473
36	3,291	1,523	1,768		18,141	7,922	10,219
37	3,138	1,424	1,714		17,417	7,468	9,949
38	2,986	1,331	1,655		16,708	7,020	9,688
39	2,829	1,232	1,598		15,999	6,582	9,417
40	2,686	1,143	1,543		15,324	6,168	9,156
41	2,560	1,064	1,496		14,677	5,791	8,886
42	2,443	992	1,451		14,047	5,434	8,613
43	2,329	926	1,403		13,446	5,104	8,342
44	2,232	869	1,363		12,856	4,795	8,061
45	2,136	821	1,315		12,324	4,546	7,778
46	2,061	789	1,272		11,818	4,332	7,486
47	1,972	751	1,220		11,272	4,110	7,162
48	1,873	707	1,166		10,673	3,870	6,803
49	1,773	665	1,109		10,049	3,625	6,424
50	1,656	617	1,040		9,410	3,389	6,021
51	1,532	571	960		8,798	3,176	5,622

52	1,431	534	897		8,267	2,989	5,278
53	1,341	504	837		7,822	2,836	4,986
54	1,267	479	788		7,453	2,710	4,743
55	1,200	456	743		7,101	2,597	4,504
56	1,147	444	704		6,750	2,499	4,251
57	1,082	424	658		6,392	2,394	3,998
58	1,024	407	617		6,017	2,284	3,733
59	968	390	578		5,646	2,169	3,477
60	904	372	532		5,260	2,054	3,206
61	857	358	499		4,886	1,940	2,946
62	814	348	466		4,548	1,833	2,715
63	767	333	435		4,261	1,745	2,516
64	740	323	417		4,019	1,670	2,349
65	693	309	385		3,767	1,591	2,176
66	654	295	359		3,531	1,527	2,004
67	617	281	336		3,300	1,453	1,847
68	580	269	311		3,083	1,388	1,695
69	544	254	290		2,879	1,321	1,558
70	501	237	264		2,665	1,249	1,416
71	465	223	242		2,448	1,168	1,280
72	428	207	221		2,255	1,098	1,157
73	397	195	202		2,070	1,027	1,043
74	367	181	186		1,909	965	944

75	336	169	167		1,743	900	843
76	306	157	149		1,579	839	740
77	281	147	133		1,438	783	655
78	253	134	119		1,306	729	577
79	234	125	109		1,192	681	511
80+	1,660	1,010	650		8,014	5,030	2,984
ALL AGES	257,761	125,000	132,761		1,270,426	605,153	665,273

2027	HHOHHO			MANZINI			SHISELWENI		
POPULATION BY 5 YEAR AGE GROUPS	TOTAL	MALE	FEMALE	TOTAL	MALE	FEMALE	TOTAL	MALE	FEMALE
0-4	46,104	23,687	22,418	48,131	24,511	23,621	22,304	11,383	10,921
5_9	44,575	23,028	21,547	47,509	24,296	23,213	23,493	12,049	11,444
10_14	42,632	22,046	20,586	45,836	23,466	22,370	24,533	12,640	11,893
15-19	38,894	20,206	18,687	42,079	21,457	20,622	24,216	12,643	11,572
20-24	33,011	16,946	16,065	38,292	18,996	19,296	22,992	12,088	10,904
25-29	32,408	16,217	16,192	40,093	18,892	21,202	20,010	10,064	9,946
30-34	30,024	14,406	15,617	38,703	17,126	21,577	16,195	7,426	8,769
35-39	25,801	11,613	14,188	33,560	13,874	19,686	12,082	4,762	7,321
40-44	21,338	8,841	12,497	27,441	10,496	16,945	9,322	2,962	6,360
45-49	17,184	6,770	10,414	21,046	7,653	13,393	8,092	2,327	5,765
50-54	12,911	5,067	7,844	15,289	5,505	9,784	6,323	1,824	4,499

55-59	9,912	4,015	5,896		11,513	4,215	7,298		5,060	1,592	3,468
60-64	7,034	3,035	3,999		7,935	3,064	4,872		3,923	1,409	2,514
65-69	4,933	2,331	2,602		5,499	2,299	3,199		3,040	1,242	1,798
70-74	3,279	1,680	1,599		3,616	1,689	1,927		2,293	1,095	1,198
75-79	1,973	1,100	873		2,296	1,248	1,048		1,580	853	727
80+	1,952	1,250	701		2,332	1,477	855		2,071	1,293	778
All Ages	373,965	182,238	191,727		431,171	200,264	230,907		207,529	97,651	109,878

2027	LUBOMBO			SWAZILAND		
POPULATION BY 5 YEAR AGE GROUPS	TOTAL	MALE	FEMALE	TOTAL	MALE	FEMALE
0-4	34,749	17,472	17,277	151,289	77,052	74,237
5_9	32,939	16,605	16,334	148,516	75,978	72,538
10_14	31,670	15,975	15,694	144,672	74,128	70,544
15-19	29,386	14,938	14,448	134,574	69,245	65,329
20-24	24,492	12,618	11,873	118,786	60,648	58,138
25-29	22,399	11,358	11,041	114,911	56,530	58,381
30-34	19,345	9,435	9,911	104,267	48,393	55,874
35-39	15,672	7,121	8,551	87,116	37,370	49,746
40-44	12,249	4,993	7,256	70,350	27,292	43,058
45-49	9,814	3,732	6,082	56,136	20,483	35,653
50-54	7,227	2,704	4,522	41,750	15,100	26,650
55-59	5,421	2,121	3,300	31,906	11,943	19,963
60-64	4,082	1,734	2,347	22,974	9,242	13,732

65-69	3,088	1,407	1,681		16,560	7,280	9,280
70-74	2,158	1,043	1,115		11,347	5,507	5,840
75-79	1,409	732	677		7,258	3,932	3,326
80+	1,660	1,010	650		8,014	5,030	2,984
All Ages	257,761	125,000	132,761		1,270,426	605,153	665,273

2028	HHOHHO			MANZINI			SHISELWENI		
AGE	TOTAL	MALE	FEMALE	TOTAL	MALE	FEMALE	TOTAL	MALE	FEMALE
0	9,674	4,928	4,747	9,847	4,996	4,850	4,383	2,225	2,157
1	9,249	4,748	4,501	9,550	4,857	4,694	4,315	2,198	2,117
2	9,104	4,687	4,417	9,463	4,822	4,640	4,331	2,213	2,118
3	9,036	4,659	4,377	9,450	4,822	4,628	4,378	2,240	2,138
4	9,013	4,651	4,362	9,477	4,838	4,639	4,447	2,276	2,170
5	8,988	4,638	4,350	9,499	4,853	4,647	4,511	2,311	2,200
6	8,960	4,627	4,333	9,511	4,861	4,651	4,576	2,347	2,229
7	8,933	4,616	4,317	9,503	4,859	4,643	4,631	2,374	2,257
8	8,897	4,597	4,300	9,483	4,853	4,630	4,690	2,407	2,283
9	8,858	4,580	4,278	9,460	4,845	4,615	4,745	2,435	2,310
10	8,800	4,550	4,251	9,423	4,826	4,597	4,787	2,461	2,327
11	8,721	4,511	4,210	9,363	4,794	4,569	4,836	2,487	2,349
12	8,620	4,456	4,164	9,284	4,754	4,530	4,873	2,511	2,362

13	8,505	4,398	4,107		9,183	4,700	4,483		4,897	2,526	2,371
14	8,379	4,333	4,046		9,059	4,634	4,425		4,920	2,543	2,378
15	8,234	4,260	3,974		8,923	4,560	4,363		4,921	2,549	2,372
16	8,077	4,186	3,891		8,771	4,480	4,290		4,890	2,542	2,348
17	7,906	4,108	3,797		8,610	4,388	4,221		4,860	2,537	2,323
18	7,734	4,024	3,709		8,432	4,294	4,138		4,804	2,518	2,286
19	7,560	3,943	3,616		8,239	4,187	4,052		4,719	2,484	2,235
20	7,429	3,882	3,548		8,078	4,099	3,979		4,602	2,431	2,172
21	6,084	3,159	2,925		6,977	3,455	3,522		4,174	2,179	1,994
22	6,585	3,402	3,183		7,592	3,791	3,800		4,547	2,405	2,143
23	6,741	3,463	3,277		7,873	3,914	3,959		4,612	2,442	2,169
24	6,761	3,458	3,303		7,999	3,942	4,056		4,523	2,388	2,134
25	6,688	3,404	3,284		8,020	3,906	4,114		4,367	2,279	2,088
26	6,590	3,333	3,257		8,008	3,846	4,162		4,162	2,138	2,023
27	6,483	3,259	3,224		7,989	3,784	4,204		3,976	2,009	1,967
28	6,400	3,196	3,204		7,998	3,743	4,255		3,817	1,897	1,920
29	6,330	3,146	3,184		8,029	3,715	4,314		3,671	1,797	1,874
30	6,245	3,075	3,170		7,999	3,656	4,343		3,550	1,710	1,839
31	6,162	2,997	3,165		7,914	3,566	4,347		3,420	1,610	1,810
32	6,055	2,912	3,142		7,806	3,466	4,340		3,281	1,514	1,767
33	5,936	2,823	3,113		7,667	3,360	4,307		3,129	1,409	1,720
34	5,792	2,728	3,064		7,505	3,242	4,263		2,951	1,298	1,653
35	5,618	2,616	3,002		7,286	3,103	4,182		2,771	1,184	1,587

36	5,421	2,491	2,930		7,058	2,969	4,088		2,614	1,083	1,531
37	5,238	2,369	2,869		6,814	2,830	3,984		2,483	989	1,494
38	5,057	2,251	2,806		6,584	2,695	3,889		2,336	898	1,438
39	4,870	2,130	2,740		6,359	2,564	3,795		2,203	805	1,399
40	4,704	2,020	2,683		6,131	2,427	3,704		2,055	722	1,334
41	4,530	1,913	2,617		5,888	2,289	3,598		1,949	651	1,299
42	4,358	1,811	2,547		5,631	2,153	3,478		1,869	599	1,269
43	4,188	1,714	2,474		5,377	2,024	3,353		1,795	552	1,243
44	4,020	1,619	2,401		5,117	1,897	3,220		1,744	516	1,228
45	3,847	1,533	2,314		4,853	1,778	3,075		1,698	486	1,212
46	3,684	1,456	2,227		4,612	1,676	2,936		1,672	477	1,195
47	3,542	1,394	2,147		4,375	1,576	2,799		1,629	463	1,166
48	3,371	1,317	2,055		4,133	1,483	2,651		1,596	456	1,140
49	3,201	1,248	1,954		3,875	1,382	2,493		1,533	435	1,099
50	3,018	1,166	1,852		3,601	1,281	2,320		1,461	416	1,045
51	2,828	1,097	1,731		3,360	1,192	2,168		1,369	387	981
52	2,652	1,030	1,622		3,148	1,120	2,028		1,281	365	916
53	2,493	974	1,519		2,959	1,053	1,905		1,210	343	867
54	2,363	922	1,442		2,801	999	1,802		1,150	330	820
55	2,244	884	1,360		2,651	944	1,706		1,115	326	789
56	2,133	845	1,287		2,506	900	1,606		1,070	320	750
57	2,030	813	1,217		2,368	856	1,512		1,024	316	709
58	1,922	778	1,144		2,238	816	1,421		979	308	671

59	1,814	743	1,072		2,084	765	1,318		932	303	629
60	1,690	700	990		1,932	716	1,216		881	294	586
61	1,565	660	905		1,769	666	1,104		835	285	550
62	1,441	617	824		1,628	621	1,007		788	277	511
63	1,324	574	750		1,499	577	921		750	270	479
64	1,235	544	691		1,396	547	849		713	262	451
65	1,148	519	629		1,301	517	784		679	259	420
66	1,073	496	577		1,207	491	716		642	251	391
67	1,003	474	529		1,121	465	656		612	250	362
68	936	451	484		1,040	440	600		576	240	336
69	871	428	443		958	414	544		551	238	313
70	804	401	403		880	390	490		516	230	287
71	728	369	359		803	365	438		484	223	261
72	660	338	322		734	340	394		453	215	238
73	604	314	290		672	320	352		427	209	218
74	547	284	263		613	301	313		400	203	197
75	493	263	230		561	285	276		372	191	180
76	442	240	202		506	267	239		341	181	161
77	395	221	175		459	250	209		315	171	143
78	355	203	151		421	237	184		285	157	128
79	320	188	131		383	222	160		266	150	116
80+	1,991	1,292	699		2,371	1,517	854		2,089	1,318	771
ALL AGES	378,300	184,448	193,852		436,046	202,435	233,611		206,810	97,299	109,511

2028	LUBOMBO			SWAZILAND		
AGE	TOTAL	MALE	FEMALE	TOTAL	MALE	FEMALE
0	7,450	3,745	3,705	31,353	15,894	15,459
1	7,029	3,522	3,507	30,143	15,324	14,819
2	6,874	3,456	3,419	29,772	15,178	14,594
3	6,782	3,415	3,367	29,646	15,136	14,510
4	6,720	3,387	3,333	29,657	15,152	14,505
5	6,671	3,364	3,307	29,669	15,166	14,503
6	6,636	3,345	3,291	29,683	15,179	14,504
7	6,606	3,331	3,275	29,672	15,180	14,492
8	6,572	3,312	3,260	29,641	15,168	14,473
9	6,539	3,296	3,243	29,602	15,156	14,446
10	6,496	3,274	3,223	29,507	15,110	14,397
11	6,444	3,250	3,195	29,365	15,042	14,323
12	6,388	3,224	3,164	29,165	14,945	14,220
13	6,320	3,189	3,131	28,905	14,813	14,092
14	6,249	3,155	3,094	28,608	14,665	13,943
15	6,158	3,113	3,045	28,236	14,483	13,753
16	6,051	3,068	2,983	27,789	14,277	13,512
17	5,931	3,013	2,919	27,307	14,047	13,260
18	5,821	2,968	2,854	26,791	13,804	12,987
19	5,705	2,912	2,793	26,223	13,527	12,696
20	5,622	2,882	2,740	25,732	13,293	12,439
21	4,256	2,168	2,088	21,491	10,961	10,530
22	4,885	2,531	2,353	23,609	12,130	11,479
23	5,044	2,620	2,424	24,270	12,440	11,830
24	5,005	2,594	2,411	24,288	12,383	11,905
25	4,855	2,503	2,352	23,930	12,093	11,837
26	4,668	2,388	2,280	23,427	11,705	11,722
27	4,490	2,283	2,208	22,938	11,335	11,603
28	4,346	2,197	2,149	22,561	11,033	11,528
29	4,234	2,130	2,104	22,264	10,787	11,477
30	4,142	2,071	2,072	21,936	10,512	11,424
31	4,038	1,996	2,042	21,534	10,170	11,364
32	3,922	1,917	2,004	21,064	9,810	11,254
33	3,805	1,840	1,965	20,537	9,432	11,105
34	3,657	1,750	1,907	19,905	9,018	10,887
35	3,502	1,656	1,845	19,177	8,560	10,617
36	3,344	1,554	1,790	18,437	8,098	10,339
37	3,210	1,468	1,742	17,744	7,655	10,089

38	3,059	1,371	1,688		17,036	7,215	9,821
39	2,913	1,282	1,631		16,345	6,781	9,564
40	2,751	1,182	1,568		15,641	6,352	9,289
41	2,605	1,093	1,511		14,972	5,946	9,026
42	2,484	1,018	1,465		14,342	5,582	8,760
43	2,368	947	1,421		13,727	5,236	8,491
44	2,259	884	1,375		13,140	4,917	8,223
45	2,165	833	1,332		12,564	4,631	7,933
46	2,076	791	1,285		12,043	4,400	7,643
47	2,003	761	1,242		11,549	4,194	7,355
48	1,914	723	1,191		11,015	3,978	7,037
49	1,817	680	1,137		10,427	3,744	6,683
50	1,716	638	1,078		9,796	3,502	6,294
51	1,593	590	1,003		9,149	3,266	5,883
52	1,473	546	927		8,554	3,061	5,493
53	1,374	509	865		8,036	2,880	5,156
54	1,289	481	808		7,603	2,732	4,871
55	1,219	458	760		7,228	2,613	4,615
56	1,159	439	719		6,868	2,505	4,363
57	1,106	426	680		6,528	2,410	4,118
58	1,043	406	636		6,182	2,309	3,873
59	988	391	597		5,818	2,202	3,616
60	930	373	556		5,432	2,084	3,348
61	867	356	511		5,036	1,967	3,069
62	821	342	479		4,678	1,857	2,821
63	780	333	447		4,352	1,754	2,598
64	735	317	418		4,079	1,671	2,408
65	706	308	398		3,834	1,603	2,231
66	659	295	364		3,580	1,532	2,048
67	621	281	340		3,357	1,470	1,887
68	586	268	318		3,138	1,399	1,739
69	551	256	294		2,931	1,336	1,595
70	510	239	271		2,710	1,259	1,451
71	464	221	243		2,479	1,178	1,301
72	429	207	222		2,276	1,100	1,176
73	395	192	203		2,098	1,035	1,063
74	366	180	185		1,927	969	958
75	336	169	167		1,762	908	854
76	306	158	147		1,595	846	749
77	279	147	131		1,448	790	658
78	256	138	118		1,317	736	581
79	231	126	105		1,199	686	513
80+	1,683	1,038	645		8,134	5,165	2,969
All Ages	260,347	126,280	134,067		1,281,503	610,462	671,041

2028 Population by 5 year age groups	HHOHHO			MANZINI			SHISELWENI		
	TOTAL	MALE	FEMALE	TOTAL	MALE	FEMALE	TOTAL	MALE	FEMALE
0-4	46,077	23,672	22,404	47,786	24,335	23,452	21,853	11,152	10,701
5-9	44,634	23,057	21,577	47,456	24,271	23,186	23,153	11,874	11,279
10-14	43,026	22,248	20,778	46,312	23,709	22,603	24,314	12,527	11,787
15-19	39,510	20,522	18,987	42,975	21,911	21,064	24,195	12,631	11,564
20-24	33,601	17,364	16,237	38,519	19,202	19,317	22,458	11,846	10,612
25-29	32,491	16,338	16,153	40,043	18,994	21,050	19,992	10,120	9,872
30-34	30,190	14,535	15,655	38,891	17,291	21,601	16,331	7,542	8,788
35-39	26,205	11,858	14,347	34,100	14,162	19,939	12,407	4,958	7,448
40-44	21,800	9,077	12,723	28,144	10,791	17,353	9,412	3,040	6,372
45-49	17,645	6,948	10,697	21,849	7,895	13,954	8,129	2,317	5,812
50-54	13,354	5,189	8,166	15,868	5,645	10,223	6,471	1,843	4,629
55-59	10,143	4,062	6,081	11,846	4,282	7,564	5,121	1,574	3,547
60-64	7,254	3,095	4,159	8,224	3,128	5,096	3,966	1,389	2,577
65-69	5,031	2,368	2,663	5,627	2,327	3,301	3,060	1,238	1,822
70-74	3,344	1,706	1,638	3,702	1,715	1,987	2,281	1,080	1,201
75-79	2,005	1,116	889	2,330	1,261	1,069	1,579	851	728
80+	1,991	1,292	699	2,371	1,517	854	2,089	1,318	771
All Ages	378,300	184,448	193,852	436,046	202,435	233,611	206,810	97,299	109,511

2028 Population by 5 year age groups	LUBOMBO			SWAZILAND		
	TOTAL	MALE	FEMALE	TOTAL	MALE	FEMALE
0-4	34,855	17,525	17,331	150,571	76,684	73,887
5-9	33,023	16,647	16,377	148,267	75,849	72,418
10-14	31,898	16,091	15,807	145,550	74,575	70,975
15-19	29,666	15,074	14,593	136,346	70,138	66,208
20-24	24,812	12,795	12,017	119,390	61,207	58,183
25-29	22,594	11,501	11,093	115,120	56,953	58,167
30-34	19,564	9,574	9,990	104,976	48,942	56,034
35-39	16,027	7,331	8,696	88,739	38,309	50,430
40-44	12,466	5,125	7,341	71,822	28,033	43,789
45-49	9,975	3,787	6,188	57,598	20,947	36,651
50-54	7,444	2,764	4,680	43,138	15,441	27,697
55-59	5,514	2,121	3,393	32,624	12,039	20,585
60-64	4,132	1,721	2,412	23,577	9,333	14,244
65-69	3,122	1,408	1,714	16,840	7,340	9,500
70-74	2,164	1,040	1,124	11,490	5,541	5,949
75-79	1,407	739	669	7,321	3,966	3,355

80+	1,683	1,038	645		8,134	5,165	2,969
All Ages	260,347	126,280	134,067		1,281,503	610,462	671,041

2029	HHOHHO				MANZINI				SHISELWENI		
AGE	TOTAL	MALE	FEMALE		TOTAL	MALE	FEMALE		TOTAL	MALE	FEMALE
0	9,708	4,944	4,764		9,787	4,966	4,821		4,281	2,174	2,107
1	9,252	4,750	4,502		9,480	4,821	4,659		4,214	2,147	2,067
2	9,096	4,682	4,414		9,389	4,786	4,603		4,241	2,167	2,074
3	9,032	4,657	4,375		9,383	4,787	4,596		4,294	2,197	2,097
4	8,999	4,643	4,356		9,408	4,803	4,605		4,357	2,231	2,126
5	8,988	4,639	4,349		9,446	4,825	4,621		4,434	2,271	2,163
6	8,963	4,627	4,336		9,473	4,842	4,631		4,498	2,306	2,192
7	8,936	4,615	4,320		9,483	4,849	4,634		4,564	2,342	2,222
8	8,909	4,605	4,304		9,475	4,849	4,626		4,618	2,369	2,249
9	8,872	4,585	4,287		9,456	4,842	4,614		4,678	2,402	2,275
10	8,828	4,566	4,263		9,443	4,837	4,606		4,733	2,431	2,302
11	8,765	4,532	4,234		9,418	4,822	4,596		4,776	2,457	2,318
12	8,687	4,493	4,194		9,356	4,789	4,567		4,824	2,484	2,340
13	8,586	4,438	4,148		9,278	4,749	4,529		4,861	2,508	2,353
14	8,471	4,380	4,091		9,177	4,696	4,481		4,885	2,523	2,362
15	8,341	4,316	4,025		9,059	4,631	4,428		4,885	2,531	2,354
16	8,194	4,247	3,947		8,928	4,557	4,371		4,863	2,529	2,334
17	8,038	4,174	3,864		8,778	4,478	4,300		4,832	2,522	2,310
18	7,868	4,096	3,771		8,616	4,386	4,231		4,801	2,516	2,285
19	7,697	4,012	3,685		8,440	4,292	4,148		4,746	2,498	2,248
20	7,525	3,931	3,593		8,261	4,189	4,072		4,616	2,437	2,179
21	7,399	3,871	3,529		8,116	4,105	4,011		4,451	2,354	2,097
22	6,062	3,151	2,910		7,016	3,461	3,555		4,029	2,108	1,921
23	6,562	3,395	3,168		7,631	3,798	3,833		4,397	2,330	2,067

24	6,714	3,455	3,259		7,911	3,919	3,992		4,462	2,367	2,094
25	6,713	3,434	3,279		8,017	3,934	4,083		4,358	2,296	2,063
26	6,617	3,365	3,252		8,017	3,883	4,134		4,191	2,170	2,022
27	6,521	3,294	3,226		8,003	3,821	4,182		3,990	2,033	1,957
28	6,415	3,221	3,193		7,986	3,762	4,225		3,809	1,907	1,902
29	6,330	3,158	3,172		7,994	3,719	4,274		3,654	1,798	1,856
30	6,251	3,093	3,158		7,975	3,662	4,313		3,518	1,702	1,816
31	6,152	3,008	3,144		7,895	3,577	4,317		3,409	1,618	1,790
32	6,071	2,931	3,140		7,811	3,488	4,324		3,284	1,523	1,761
33	5,965	2,848	3,117		7,704	3,389	4,315		3,150	1,432	1,719
34	5,848	2,760	3,087		7,568	3,285	4,282		3,003	1,330	1,673
35	5,692	2,657	3,035		7,390	3,164	4,226		2,842	1,226	1,616
36	5,507	2,539	2,968		7,156	3,020	4,136		2,680	1,119	1,561
37	5,314	2,416	2,898		6,933	2,889	4,043		2,527	1,023	1,504
38	5,134	2,297	2,837		6,691	2,754	3,938		2,402	933	1,469
39	4,957	2,182	2,774		6,465	2,620	3,845		2,262	848	1,413
40	4,777	2,068	2,710		6,237	2,486	3,750		2,135	760	1,375
41	4,618	1,964	2,654		6,004	2,348	3,657		1,994	682	1,312
42	4,448	1,859	2,589		5,765	2,213	3,552		1,891	615	1,276
43	4,280	1,760	2,520		5,515	2,081	3,434		1,814	566	1,248
44	4,112	1,665	2,447		5,266	1,955	3,310		1,744	522	1,222
45	3,942	1,574	2,368		5,010	1,834	3,176		1,698	493	1,205
46	3,765	1,491	2,275		4,749	1,720	3,029		1,659	470	1,189
47	3,607	1,416	2,190		4,516	1,621	2,895		1,632	460	1,172
48	3,468	1,356	2,112		4,283	1,524	2,759		1,591	448	1,142
49	3,300	1,280	2,020		4,047	1,434	2,614		1,559	441	1,118
50	3,129	1,212	1,917		3,789	1,335	2,455		1,491	419	1,073
51	2,942	1,129	1,813		3,518	1,237	2,281		1,415	400	1,016

52	2,757	1,063	1,694		3,281	1,151	2,130		1,326	371	955
53	2,587	998	1,589		3,075	1,081	1,995		1,241	351	890
54	2,430	943	1,487		2,888	1,015	1,873		1,173	330	843
55	2,297	892	1,405		2,724	962	1,761		1,112	318	793
56	2,174	854	1,320		2,564	909	1,655		1,078	317	762
57	2,067	817	1,250		2,426	867	1,559		1,033	310	723
58	1,966	786	1,180		2,291	824	1,467		991	306	685
59	1,862	752	1,111		2,164	785	1,379		947	300	647
60	1,745	715	1,030		2,006	733	1,273		898	292	606
61	1,613	672	941		1,852	686	1,166		846	282	564
62	1,494	633	861		1,694	635	1,059		802	274	527
63	1,376	592	784		1,560	594	966		756	266	491
64	1,263	550	713		1,435	551	884		720	260	460
65	1,178	525	653		1,331	524	807		683	253	429
66	1,091	500	591		1,233	495	738		649	253	396
67	1,022	481	541		1,144	470	674		612	244	368
68	955	459	496		1,063	445	618		585	244	341
69	890	436	454		985	421	565		551	234	317
70	819	407	412		904	396	508		520	229	291
71	745	374	371		823	371	452		482	219	263
72	675	345	330		752	348	404		451	213	239
73	612	315	297		687	324	363		422	205	217
74	559	293	266		630	305	325		399	199	199
75	503	265	238		570	286	285		372	193	179
76	449	244	205		518	271	247		342	180	162
77	404	225	179		468	253	214		314	170	145
78	361	206	155		425	238	186		289	161	129
79	324	189	134		389	225	165		263	148	115

80+	2,034	1,334	699		2,412	1,557	855		2,106	1,340	765
All Ages	382,617	186,650	195,967		440,806	204,556	236,251		206,002	96,893	109,109

2029	LUBOMBO				SWAZILAND		
AGE	TOTAL	MALE	FEMALE		TOTAL	MALE	FEMALE
0	7,510	3,776	3,734		31,286	15,860	15,426
1	7,055	3,535	3,520		30,001	15,252	14,749
2	6,887	3,461	3,426		29,613	15,096	14,517
3	6,804	3,426	3,378		29,513	15,066	14,447
4	6,742	3,398	3,344		29,506	15,075	14,431
5	6,696	3,376	3,320		29,564	15,111	14,453
6	6,654	3,355	3,299		29,588	15,130	14,458
7	6,619	3,335	3,283		29,601	15,142	14,459
8	6,588	3,321	3,267		29,589	15,143	14,446
9	6,554	3,302	3,252		29,559	15,131	14,428
10	6,520	3,287	3,234		29,524	15,120	14,404
11	6,476	3,265	3,211		29,435	15,076	14,359
12	6,426	3,242	3,184		29,293	15,008	14,285
13	6,369	3,216	3,153		29,094	14,911	14,183
14	6,300	3,180	3,120		28,833	14,779	14,054
15	6,216	3,143	3,074		28,502	14,621	13,881
16	6,111	3,097	3,015		28,097	14,430	13,667
17	6,003	3,050	2,953		27,651	14,224	13,427
18	5,887	2,997	2,890		27,172	13,995	13,177
19	5,775	2,951	2,824		26,658	13,753	12,905
20	5,635	2,883	2,753		26,037	13,440	12,597
21	5,529	2,840	2,689		25,495	13,170	12,325
22	4,176	2,133	2,042		21,282	10,853	10,429
23	4,798	2,494	2,304		23,388	12,016	11,372
24	4,957	2,582	2,374		24,043	12,323	11,720
25	4,905	2,543	2,362		23,993	12,206	11,787
26	4,746	2,442	2,304		23,571	11,859	11,712
27	4,561	2,329	2,233		23,075	11,477	11,598
28	4,387	2,225	2,161		22,596	11,115	11,481
29	4,244	2,141	2,103		22,221	10,816	11,405
30	4,138	2,073	2,065		21,882	10,530	11,352
31	4,055	2,012	2,042		21,510	10,216	11,294
32	3,952	1,941	2,012		21,119	9,883	11,236
33	3,839	1,863	1,975		20,658	9,532	11,126
34	3,723	1,787	1,936		20,142	9,163	10,979
35	3,572	1,694	1,879		19,497	8,741	10,756
36	3,417	1,598	1,819		18,759	8,276	10,483
37	3,261	1,498	1,763		18,035	7,827	10,208
38	3,131	1,414	1,717		17,359	7,398	9,961

39	2,984	1,321	1,663		16,668	6,972	9,696
40	2,832	1,231	1,601		15,981	6,545	9,436
41	2,668	1,131	1,537		15,285	6,126	9,159
42	2,527	1,046	1,481		14,631	5,733	8,898
43	2,409	974	1,435		14,018	5,381	8,637
44	2,295	903	1,392		13,417	5,046	8,371
45	2,194	849	1,345		12,843	4,749	8,094
46	2,105	803	1,302		12,279	4,484	7,795
47	2,016	762	1,254		11,771	4,260	7,511
48	1,946	732	1,214		11,287	4,060	7,227
49	1,859	696	1,163		10,765	3,851	6,914
50	1,757	652	1,104		10,166	3,617	6,549
51	1,650	610	1,040		9,526	3,376	6,150
52	1,532	564	968		8,897	3,149	5,748
53	1,415	521	894		8,318	2,950	5,368
54	1,321	487	834		7,813	2,775	5,038
55	1,241	461	780		7,373	2,634	4,739
56	1,177	441	736		6,993	2,521	4,472
57	1,117	422	695		6,643	2,416	4,227
58	1,066	409	657		6,314	2,325	3,989
59	1,007	391	616		5,980	2,227	3,753
60	948	375	574		5,598	2,115	3,483
61	891	356	535		5,202	1,996	3,206
62	831	340	491		4,821	1,883	2,938
63	787	327	460		4,480	1,779	2,701
64	747	317	430		4,165	1,678	2,487
65	701	302	398		3,892	1,605	2,287
66	671	295	376		3,644	1,543	2,101
67	625	280	345		3,404	1,476	1,928
68	590	268	321		3,193	1,416	1,777
69	556	255	301		2,983	1,346	1,637
70	516	242	274		2,759	1,274	1,485
71	471	222	249		2,520	1,186	1,334
72	428	205	223		2,307	1,111	1,196
73	397	193	204		2,118	1,037	1,081
74	365	179	186		1,952	976	976
75	334	169	166		1,779	912	867
76	304	158	146		1,613	854	759
77	277	148	128		1,462	796	666
78	253	138	114		1,327	743	584
79	233	130	103		1,209	692	517
80+	1,704	1,065	639		8,255	5,296	2,959
All Ages	262,966	127,576	135,391		1,292,392	615,675	676,717

2029	HHOHHO			MANZINI			SHISELWENI		
POPULATION BY 5 YEAR AGE GROUPS	TOTAL	MALE	FEMALE	TOTAL	MALE	FEMALE	TOTAL	MALE	FEMALE
0-4	46,087	23,676	22,411	47,447	24,162	23,284	21,387	10,915	10,472
5_9	44,667	23,072	21,595	47,333	24,207	23,126	22,791	11,690	11,101
10_14	43,338	22,408	20,930	46,671	23,893	22,779	24,078	12,403	11,675
15-19	40,138	20,845	19,292	43,822	22,344	21,478	24,127	12,596	11,531
20-24	34,261	17,802	16,459	38,935	19,471	19,464	21,955	11,597	10,358
25-29	32,595	16,472	16,123	40,017	19,119	20,898	20,001	10,202	9,799
30-34	30,287	14,641	15,646	38,953	17,402	21,552	16,364	7,605	8,759
35-39	26,604	12,092	14,512	34,636	14,447	20,189	12,713	5,150	7,563
40-44	22,235	9,316	12,920	28,787	11,084	17,703	9,578	3,145	6,432
45-49	18,082	7,117	10,965	22,606	8,133	14,473	8,138	2,312	5,826
50-54	13,845	5,345	8,501	16,552	5,818	10,734	6,648	1,870	4,777
55-59	10,366	4,101	6,265	12,169	4,348	7,821	5,161	1,550	3,610
60-64	7,493	3,163	4,329	8,546	3,199	5,347	4,022	1,373	2,648
65-69	5,137	2,402	2,735	5,756	2,355	3,402	3,080	1,229	1,851
70-74	3,410	1,735	1,675	3,796	1,745	2,051	2,274	1,064	1,209
75-79	2,040	1,129	911	2,370	1,274	1,096	1,580	851	729
80+	2,034	1,334	699	2,412	1,557	855	2,106	1,340	765
All Ages	382,617	186,650	195,967	440,806	204,556	236,251	206,002	96,893	109,109

2029	LUBOMBO			SWAZILAND		
POPULATION BY 5 YEAR AGE GROUPS	TOTAL	MALE	FEMALE	TOTAL	MALE	FEMALE
0-4	34,999	17,596	17,403	149,919	76,349	73,570
5_9	33,110	16,688	16,422	147,901	75,657	72,244
10_14	32,092	16,190	15,901	146,179	74,894	71,285
15-19	29,993	15,237	14,756	138,080	71,023	67,057
20-24	25,094	12,932	12,162	120,245	61,802	58,443
25-29	22,843	11,680	11,163	115,456	57,473	57,983
30-34	19,707	9,676	10,031	105,311	49,324	55,987
35-39	16,365	7,525	8,840	90,318	39,214	51,104
40-44	12,733	5,286	7,446	73,332	28,831	44,501
45-49	10,120	3,842	6,277	58,945	21,404	37,541
50-54	7,675	2,834	4,841	44,720	15,867	28,853
55-59	5,608	2,124	3,484	33,303	12,123	21,180
60-64	4,206	1,715	2,491	24,266	9,451	14,815
65-69	3,143	1,400	1,742	17,116	7,386	9,730
70-74	2,177	1,040	1,136	11,656	5,584	6,072
75-79	1,400	744	656	7,390	3,997	3,393
80+	1,704	1,065	639	8,255	5,296	2,959
All Ages	262,966	127,576	135,391	1,292,392	615,675	676,717

2030	HHOHHO			MANZINI			SHISELWENI		
AGE	TOTAL	MALE	FEMALE	TOTAL	MALE	FEMALE	TOTAL	MALE	FEMALE
0	9,743	4,962	4,781	9,731	4,938	4,793	4,180	2,123	2,057
1	9,287	4,767	4,520	9,426	4,793	4,632	4,119	2,098	2,021
2	9,101	4,686	4,415	9,321	4,751	4,570	4,142	2,116	2,027
3	9,024	4,651	4,373	9,311	4,752	4,560	4,204	2,151	2,053
4	8,995	4,642	4,354	9,341	4,767	4,574	4,274	2,188	2,086
5	8,974	4,632	4,342	9,380	4,791	4,589	4,343	2,224	2,119
6	8,963	4,628	4,335	9,418	4,813	4,605	4,421	2,266	2,155
7	8,939	4,616	4,322	9,446	4,831	4,615	4,486	2,301	2,185
8	8,912	4,605	4,307	9,456	4,839	4,617	4,552	2,337	2,215
9	8,885	4,594	4,291	9,447	4,837	4,610	4,605	2,364	2,241
10	8,841	4,570	4,271	9,439	4,834	4,605	4,666	2,398	2,268
11	8,794	4,548	4,247	9,436	4,832	4,604	4,721	2,428	2,293
12	8,732	4,514	4,218	9,411	4,817	4,594	4,764	2,455	2,310
13	8,652	4,475	4,177	9,350	4,784	4,566	4,812	2,481	2,331
14	8,552	4,419	4,133	9,273	4,745	4,527	4,850	2,506	2,344
15	8,434	4,365	4,069	9,177	4,691	4,485	4,849	2,511	2,338
16	8,302	4,304	3,998	9,066	4,629	4,437	4,827	2,511	2,317
17	8,154	4,234	3,920	8,935	4,554	4,380	4,804	2,508	2,296
18	8,000	4,161	3,838	8,784	4,475	4,309	4,775	2,502	2,273

19	7,830	4,084	3,746		8,624	4,384	4,239		4,744	2,496	2,248
20	7,663	3,999	3,663		8,461	4,293	4,168		4,642	2,450	2,192
21	7,494	3,920	3,574		8,299	4,194	4,105		4,465	2,361	2,104
22	7,369	3,859	3,510		8,151	4,108	4,043		4,305	2,281	2,024
23	6,040	3,144	2,896		7,056	3,468	3,588		3,885	2,037	1,848
24	6,536	3,386	3,150		7,670	3,804	3,866		4,250	2,256	1,994
25	6,666	3,431	3,235		7,930	3,910	4,020		4,298	2,274	2,024
26	6,643	3,394	3,249		8,014	3,911	4,103		4,183	2,186	1,997
27	6,548	3,326	3,222		8,015	3,859	4,155		4,019	2,063	1,957
28	6,453	3,257	3,196		8,001	3,798	4,203		3,823	1,930	1,892
29	6,347	3,184	3,163		7,982	3,737	4,245		3,647	1,809	1,838
30	6,249	3,105	3,144		7,940	3,668	4,272		3,502	1,703	1,799
31	6,159	3,026	3,133		7,873	3,583	4,289		3,379	1,611	1,767
32	6,061	2,943	3,118		7,792	3,499	4,292		3,274	1,531	1,743
33	5,981	2,867	3,114		7,712	3,412	4,300		3,153	1,440	1,713
34	5,878	2,786	3,092		7,604	3,314	4,290		3,025	1,353	1,672
35	5,747	2,690	3,057		7,453	3,207	4,246		2,894	1,257	1,637
36	5,581	2,579	3,002		7,261	3,080	4,181		2,748	1,160	1,589
37	5,399	2,464	2,935		7,029	2,940	4,090		2,592	1,058	1,534
38	5,209	2,343	2,866		6,809	2,811	3,998		2,445	967	1,479
39	5,034	2,228	2,807		6,573	2,679	3,894		2,326	881	1,445
40	4,862	2,120	2,742		6,342	2,541	3,801		2,192	802	1,390
41	4,692	2,011	2,681		6,108	2,406	3,702		2,069	717	1,352

42	4,534	1,910	2,625		5,881	2,270	3,611		1,934	645	1,289
43	4,369	1,807	2,562		5,645	2,139	3,506		1,836	581	1,255
44	4,202	1,709	2,492		5,402	2,012	3,390		1,762	535	1,227
45	4,032	1,619	2,413		5,156	1,890	3,266		1,700	500	1,200
46	3,860	1,531	2,329		4,904	1,774	3,130		1,657	476	1,181
47	3,686	1,449	2,237		4,650	1,664	2,986		1,620	454	1,166
48	3,532	1,378	2,154		4,422	1,568	2,854		1,595	445	1,149
49	3,395	1,319	2,077		4,194	1,474	2,720		1,553	433	1,120
50	3,225	1,244	1,981		3,959	1,385	2,574		1,516	424	1,092
51	3,051	1,174	1,877		3,701	1,288	2,413		1,445	402	1,043
52	2,870	1,095	1,776		3,436	1,194	2,243		1,372	384	988
53	2,688	1,029	1,659		3,205	1,111	2,095		1,285	356	929
54	2,523	967	1,556		3,004	1,042	1,962		1,202	337	866
55	2,363	912	1,450		2,809	979	1,830		1,135	318	817
56	2,224	862	1,362		2,635	925	1,709		1,076	310	766
57	2,107	826	1,281		2,482	876	1,605		1,042	306	735
58	2,004	790	1,214		2,349	836	1,513		998	300	698
59	1,905	760	1,145		2,216	793	1,423		959	297	662
60	1,791	724	1,068		2,084	752	1,332		912	289	623
61	1,666	686	980		1,922	701	1,221		863	281	583
62	1,541	645	896		1,775	656	1,119		811	270	541
63	1,427	608	820		1,622	607	1,015		770	264	507
64	1,314	569	745		1,495	568	926		727	255	472

65	1,203	530	674		1,367	527	840		689	251	438
66	1,121	508	613		1,262	503	759		652	247	405
67	1,040	485	555		1,170	474	696		619	246	373
68	974	466	507		1,084	449	635		585	238	346
69	910	444	466		1,008	426	581		559	238	322
70	837	415	422		930	403	527		520	226	294
71	759	381	379		846	377	469		485	218	267
72	689	349	340		770	354	417		449	208	240
73	626	322	304		704	332	372		421	203	218
74	567	295	272		644	310	335		394	195	199
75	514	273	241		586	290	296		371	189	182
76	459	247	212		527	272	255		342	181	161
77	410	228	182		480	258	221		315	169	146
78	369	209	159		433	241	192		289	158	130
79	330	192	138		394	227	167		266	151	116
80+	2,075	1,374	701		2,453	1,594	859		2,122	1,361	761
ALL AGES	386,917	188,847	198,071		445,452	206,626	238,826		205,106	96,434	108,672

2030	LUBOMBO				SWAZILAND		
AGE	TOTAL	MALE	FEMALE		TOTAL	MALE	FEMALE

0	7,569	3,806	3,763		31,223	15,828	15,395
1	7,115	3,565	3,550		29,947	15,224	14,723
2	6,914	3,474	3,440		29,478	15,026	14,452
3	6,818	3,432	3,386		29,358	14,986	14,372
4	6,764	3,409	3,355		29,374	15,006	14,368
5	6,718	3,387	3,331		29,416	15,035	14,381
6	6,678	3,366	3,312		29,481	15,074	14,407
7	6,636	3,345	3,291		29,507	15,094	14,413
8	6,601	3,325	3,276		29,521	15,106	14,415
9	6,570	3,311	3,259		29,507	15,106	14,401
10	6,536	3,293	3,243		29,481	15,095	14,386
11	6,501	3,279	3,222		29,452	15,086	14,366
12	6,457	3,257	3,200		29,364	15,042	14,322
13	6,408	3,234	3,173		29,222	14,974	14,248
14	6,349	3,207	3,142		29,023	14,877	14,146
15	6,267	3,168	3,099		28,727	14,735	13,992
16	6,169	3,125	3,044		28,364	14,569	13,795
17	6,066	3,080	2,985		27,959	14,377	13,582
18	5,958	3,034	2,924		27,516	14,172	13,344
19	5,841	2,979	2,862		27,039	13,944	13,095
20	5,705	2,922	2,783		26,471	13,665	12,806
21	5,544	2,843	2,701		25,801	13,318	12,483

22	5,437	2,801	2,636		25,263	13,050	12,213
23	4,097	2,099	1,998		21,077	10,747	10,330
24	4,712	2,456	2,257		23,169	11,903	11,266
25	4,858	2,532	2,326		23,753	12,148	11,605
26	4,796	2,481	2,315		23,637	11,973	11,664
27	4,638	2,382	2,256		23,220	11,630	11,590
28	4,457	2,271	2,186		22,733	11,256	11,477
29	4,285	2,169	2,116		22,260	10,899	11,361
30	4,149	2,084	2,065		21,840	10,560	11,280
31	4,051	2,016	2,035		21,461	10,236	11,225
32	3,969	1,956	2,013		21,096	9,929	11,167
33	3,869	1,886	1,983		20,715	9,605	11,110
34	3,757	1,810	1,947		20,264	9,263	11,001
35	3,638	1,730	1,908		19,732	8,884	10,848
36	3,485	1,634	1,851		19,075	8,453	10,622
37	3,334	1,541	1,793		18,353	8,002	10,351
38	3,182	1,445	1,737		17,646	7,566	10,080
39	3,053	1,363	1,690		16,986	7,151	9,835
40	2,903	1,269	1,634		16,299	6,732	9,567
41	2,749	1,179	1,570		15,619	6,314	9,305
42	2,589	1,083	1,507		14,939	5,908	9,031
43	2,452	1,001	1,451		14,302	5,528	8,774
44	2,336	931	1,405		13,702	5,187	8,515

45	2,229	867	1,362		13,117	4,876	8,241
46	2,133	818	1,315		12,554	4,599	7,955
47	2,046	774	1,271		12,002	4,342	7,660
48	1,958	734	1,224		11,507	4,125	7,382
49	1,890	705	1,185		11,032	3,931	7,101
50	1,797	668	1,129		10,497	3,721	6,776
51	1,692	625	1,067		9,890	3,489	6,401
52	1,587	583	1,004		9,265	3,255	6,010
53	1,475	540	935		8,653	3,036	5,617
54	1,359	497	862		8,089	2,843	5,246
55	1,272	466	806		7,579	2,676	4,903
56	1,198	444	754		7,133	2,541	4,592
57	1,136	424	712		6,766	2,432	4,334
58	1,076	405	672		6,427	2,331	4,096
59	1,029	393	636		6,108	2,243	3,865
60	968	375	593		5,755	2,140	3,615
61	910	357	552		5,361	2,025	3,336
62	855	341	514		4,982	1,912	3,070
63	797	325	472		4,617	1,803	2,814
64	754	311	443		4,290	1,704	2,586
65	713	303	410		3,972	1,610	2,362
66	665	288	377		3,700	1,546	2,154
67	637	281	356		3,466	1,487	1,979

68	595	268	327		3,237	1,421	1,816
69	559	255	304		3,036	1,363	1,673
70	522	240	281		2,808	1,284	1,524
71	477	225	252		2,567	1,201	1,366
72	436	207	229		2,344	1,118	1,226
73	396	190	206		2,147	1,047	1,100
74	366	178	187		1,971	978	993
75	331	167	164		1,803	919	884
76	301	159	142		1,629	858	771
77	274	148	125		1,479	804	675
78	249	139	109		1,339	748	591
79	228	130	98		1,218	699	519
80+	1,728	1,095	633		8,378	5,423	2,955
ALL AGES	265,614	128,887	136,728		1,303,090	620,793	682,297

2030	HHOHHO			MANZINI			SHISELWENI		
POPULATION BY 5 YEAR AGE GROUPS	TOTAL	MALE	FEMALE	TOTAL	MALE	FEMALE	TOTAL	MALE	FEMALE
0-4	46,151	23,708	22,443	47,130	24,001	23,129	20,920	10,676	10,244
5_9	44,673	23,075	21,598	47,147	24,113	23,035	22,408	11,492	10,915
10_14	43,571	22,525	21,046	46,908	24,012	22,897	23,813	12,268	11,545
15-19	40,720	21,148	19,572	44,585	22,734	21,851	23,999	12,528	11,471
20-24	35,102			39,637			21,547		

		18,309	16,793			19,868	19,769			11,386	10,161	
25-29	32,657	16,592	16,065			39,943	19,216	20,726		19,970	10,262	9,708
30-34	30,328	14,727	15,601			38,920	17,476	21,444		16,333	7,638	8,695
35-39	26,969	12,303	14,666			35,126	14,718	20,408		13,005	5,322	7,683
40-44	22,659	9,556	13,102			29,379	11,369	18,010		9,794	3,281	6,513
45-49	18,506	7,296	11,210			23,326	8,370	14,956		8,125	2,308	5,816
50-54	14,357	5,508	8,849			17,306	6,020	11,286		6,820	1,903	4,917
55-59	10,602	4,151	6,451			12,490	4,410	8,080		5,210	1,532	3,678
60-64	7,740	3,232	4,508			8,898	3,284	5,614		4,084	1,358	2,725
65-69	5,248	2,433	2,815			5,890	2,379	3,511		3,104	1,220	1,884
70-74	3,478	1,762	1,717			3,894	1,775	2,119		2,269	1,051	1,219
75-79	2,083	1,149	934			2,420	1,288	1,132		1,583	848	735
80+	2,075	1,374	701			2,453	1,594	859		2,122	1,361	761
All Ages	386,917	188,847	198,071			445,452	206,626	238,826		205,106	96,434	108,672

2030	LUBOMBO			SWAZILAND		
POPULATION BY 5 YEAR AGE GROUPS	TOTAL	MALE	FEMALE	TOTAL	MALE	FEMALE
0-4	35,180	17,686	17,494	149,380	76,070	73,310
5_9	33,204	16,735	16,469	147,432	75,415	72,017
10_14	32,250	16,270	15,980	146,542	75,074	71,468
15-19	30,301	15,387	14,914	139,605	71,797	67,808
20-24	25,495	13,120	12,375	121,781	62,683	59,098
25-29	23,033	11,835	11,198	115,603	57,906	57,697

30-34	19,795	9,752	10,043		105,376	49,593	55,783
35-39	16,692	7,713	8,980		91,792	40,056	51,736
40-44	13,030	5,463	7,567		74,861	29,669	45,192
45-49	10,256	3,899	6,357		60,212	21,873	38,339
50-54	7,910	2,913	4,997		46,394	16,344	30,050
55-59	5,711	2,131	3,580		34,013	12,223	21,790
60-64	4,284	1,709	2,574		25,005	9,584	15,421
65-69	3,169	1,395	1,774		17,411	7,427	9,984
70-74	2,196	1,041	1,155		11,837	5,628	6,209
75-79	1,382	743	639		7,468	4,028	3,440
80+	1,728	1,095	633		8,378	5,423	2,955
All Ages	265,614	128,887	136,728		1,303,090	620,793	682,297

Table 7: Special and School Going Populations by Age, Sex and Place of Residence

2007	URBAN			RURAL			SWAZILAND		
SPECIAL AGE GROUPS	BOTH SEXES	MALE	FEMALE	BOTH SEXES	MALE	FEMALE	BOTH SEXES	MALE	FEMALE
0	4,916	2,523	2,393	20,365	10,129	10,236	25,281	12,652	12,629
1_4	16,860	8,405	8,455	90,562	45,767	44,795	107,422	54,172	53,250
0-14	68,547	32,616	35,931	326,201	162,154	164,047	394,748	194,770	199,978
15-24	51,061	23,079	27,982	173,141	82,670	90,471	224,202	105,749	118,453
15-49	138,011	66,025	71,986	379,802	175,301	204,501	517,813	241,326	276,487
15-59	149,669	72,137	77,532	419,775	192,626	227,149	569,444	264,763	304,681
15-64	152,891	73,769	79,122	435,276	199,181	236,095	588,167	272,950	315,217
60+	7,484	3,511	3,973	48,426	19,165	29,261	55,910	22,676	33,234
65+	4,262	1,879	2,383	32,925	12,610	20,315	37,187	14,489	22,698
70+	2,183	863	1,320	20,691	7,561	13,130	22,874	8,424	14,450
17+	147,458	71,287	76,171	428,584	192,558	236,026	576,042	263,845	312,197

SCHOOL GOING AGES	URBAN			RURAL			SWAZILAND		
6	4,536	2,177	2,359	21,899	10,913	10,986	26,435	13,090	13,345
7	4,613	2,191	2,422	21,733	10,789	10,944	26,346	12,980	13,366
8	4,647	2,183	2,464	21,703	10,747	10,956	26,350	12,930	13,420
9	4,659	2,164	2,495	21,723	10,736	10,987	26,382	12,900	13,482
10	4,708	2,163	2,545	21,652	10,669	10,983	26,360	12,832	13,528
11	4,753	2,163	2,590	21,530	10,579	10,951	26,283	12,742	13,541
12	4,789	2,164	2,625	21,314	10,444	10,870	26,103	12,608	13,495
6_12			17,500	151,554	74,877	76,677			

	32,705	15,205						184,259	90,082	94,177
13	4,816	2,169	2,647		20,974	10,249	10,725	25,790	12,418	13,372
14	4,835	2,174	2,661		20,535	10,009	10,526	25,370	12,183	13,187
15	4,842	2,178	2,664		20,057	9,750	10,307	24,899	11,928	12,971
16	4,853	2,183	2,670		19,560	9,483	10,077	24,413	11,666	12,747
17	4,895	2,204	2,691		18,998	9,178	9,820	23,893	11,382	12,511
13-17	24,241	10,908	13,333		100,124	48,669	51,455	124,365	59,577	64,788
18	4,979	2,243	2,736		18,376	8,839	9,537	23,355	11,082	12,273
19	5,087	2,293	2,794		17,709	8,474	9,235	22,796	10,767	12,029
20	5,205	2,349	2,856		16,995	8,085	8,910	22,200	10,434	11,766
21	5,299	2,397	2,902		16,279	7,698	8,581	21,578	10,095	11,483
22	5,341	2,422	2,919		15,619	7,346	8,273	20,960	9,768	11,192
23	5,318	2,418	2,900		15,036	7,042	7,994	20,354	9,460	10,894
24	5,242	2,392	2,850		14,512	6,775	7,737	19,754	9,167	10,587
18 - 24	36,471	16,514	19,957		114,526	54,259	60,267	150,997	70,773	80,224
6_24	93,417	42,627	50,790		366,204	177,805	188,399	459,621	220,432	239,189

2008	URBAN			RURAL			SWAZILAND		
SPECIAL AGE GROUPS	BOTH SEXES	MALE	FEMALE	BOTH SEXES	MALE	FEMALE	BOTH SEXES	MALE	FEMALE
0	4,457	2,262	2,195	25,367	12,861	12,506	29,824	15,123	14,701
1_4	17,362	8,770	8,592	86,217	43,565	42,652	103,579	52,335	51,244
0-14	67,600	32,380	35,220	328,532	163,960	164,572	396,132	196,340	199,792
15-24	51,907	23,338	28,569	175,952	84,567	91,385	227,859	107,905	119,954
15-49	142,563	67,926	74,637	385,000	177,069	207,931	527,563	244,995	282,568

15-59	154,473	74,118	80,355		425,128	194,429	230,699		579,601	268,547	311,054
15-64	157,677	75,717	81,960		440,641	201,067	239,574		598,318	276,784	321,534
60+	7,443	3,439	4,004		48,571	19,806	28,765		56,014	23,245	32,769
65+	4,239	1,840	2,399		33,058	13,168	19,890		37,297	15,008	22,289
70+	2,197	863	1,334		20,690	7,921	12,769		22,887	8,784	14,103
17+	152,221	73,226	78,995		433,398	194,557	238,841		585,619	267,783	317,836

SCHOOL GOING AGES											
6	4,409	2,137	2,272		22,134	11,091	11,043		26,543	13,228	13,315
7	4,529	2,174	2,355		21,824	10,881	10,943		26,353	13,055	13,298
8	4,606	2,187	2,419		21,658	10,759	10,899		26,264	12,946	13,318
9	4,641	2,180	2,461		21,628	10,716	10,912		26,269	12,896	13,373
10	4,613	2,136	2,477		21,688	10,729	10,959		26,301	12,865	13,436
11	4,621	2,110	2,511		21,663	10,688	10,975		26,284	12,798	13,486
12	4,665	2,109	2,556		21,544	10,601	10,943		26,209	12,710	13,499
6_12	32,084	15,033	17,051		152,139	75,465	76,674		184,223	90,498	93,725
13	4,703	2,111	2,592		21,324	10,463	10,861		26,027	12,574	13,453
14	4,730	2,116	2,614		20,986	10,270	10,716		25,716	12,386	13,330
15	4,811	2,149	2,662		20,442	9,988	10,454		25,253	12,137	13,116
16	4,884	2,182	2,702		19,859	9,690	10,169		24,743	11,872	12,871
17	4,896	2,188	2,708		19,362	9,421	9,941		24,258	11,609	12,649
13-17	24,024	10,746	13,278		101,973	49,832	52,141		125,997	60,578	65,419
18	4,936	2,207	2,729		18,805	9,120	9,685		23,741	11,327	12,414
19	5,020	2,247	2,773		18,185	8,780	9,405		23,205	11,027	12,178
20	5,230		2,881		17,358	8,326	9,032		22,588	10,675	11,913

		2,349									
21	5,447	2,457	2,990		16,490	7,848	8,642		21,937	10,305	11,632
22	5,542	2,505	3,037		15,779	7,465	8,314		21,321	9,970	11,351
23	5,582	2,529	3,053		15,125	7,115	8,010		20,707	9,644	11,063
24	5,559	2,525	3,034		14,547	6,814	7,733		20,106	9,339	10,767
18 - 24	37,316	16,819	20,497		116,289	55,468	60,821		153,605	72,287	81,318
6_24	93,424	42,598	50,826		370,401	180,765	189,636		463,825	223,363	240,462

2009	URBAN			RURAL			SWAZILAND		
SPECIAL AGE GROUPS	BOTH SEXES	MALE	FEMALE	BOTH SEXES	MALE	FEMALE	BOTH SEXES	MALE	FEMALE
0	4,655	2,363	2,292	25,511	12,926	12,585	30,166	15,289	14,877
1_4	17,532	8,914	8,618	86,617	43,895	42,722	104,149	52,809	51,340
0-14	66,955	32,303	34,652	330,462	165,513	164,949	397,417	197,816	199,601
15-24	52,330	23,406	28,924	179,157	86,674	92,483	231,487	110,080	121,407
15-49	146,927	69,731	77,196	390,500	179,051	211,449	537,427	248,782	288,645
15-59	159,124	76,023	83,101	430,817	196,430	234,387	589,941	272,453	317,488
15-64	162,343	77,609	84,734	446,305	203,123	243,182	608,648	280,732	327,916
60+	7,425	3,378	4,047	48,726	20,414	28,312	56,151	23,792	32,359
65+	4,206	1,792	2,414	33,238	13,721	19,517	37,444	15,513	21,931
70+	2,208	859	1,349	20,744	8,297	12,447	22,952	9,156	13,796
17+	156,989	75,157	81,832	438,409	196,668	241,741	595,398	271,825	323,573

SCHOOL GOING AGES										
-------------------	--	--	--	--	--	--	--	--	--	--

6	4,258	2,085	2,173		22,421	11,303	11,118		26,679	13,388	13,291
7	4,403	2,134	2,269		22,058	11,059	10,999		26,461	13,193	13,268
8	4,523	2,171	2,352		21,747	10,849	10,898		26,270	13,020	13,250
9	4,599	2,184	2,415		21,583	10,727	10,856		26,182	12,911	13,271
10	4,594	2,151	2,443		21,596	10,711	10,885		26,190	12,862	13,328
11	4,526	2,083	2,443		21,699	10,748	10,951		26,225	12,831	13,394
12	4,535	2,057	2,478		21,674	10,708	10,966		26,209	12,765	13,444
6_12	31,438	14,865	16,573		152,778	76,105	76,673		184,216	90,970	93,246
13	4,579	2,056	2,523		21,555	10,621	10,934		26,134	12,677	13,457
14	4,616	2,058	2,558		21,335	10,482	10,853		25,951	12,540	13,411
15	4,707	2,091	2,616		20,891	10,249	10,642		25,598	12,340	13,258
16	4,853	2,153	2,700		20,243	9,927	10,316		25,096	12,080	13,016
17	4,927	2,187	2,740		19,659	9,628	10,031		24,586	11,815	12,771
13-17	23,682	10,545	13,137		103,683	50,907	52,776		127,365	61,452	65,913
18	4,937	2,191	2,746		19,167	9,362	9,805		24,104	11,553	12,551
19	4,978	2,212	2,766		18,611	9,059	9,552		23,589	11,271	12,318
20	5,162	2,303	2,859		17,833	8,630	9,203		22,995	10,933	12,062
21	5,471	2,456	3,015		16,852	8,089	8,763		22,323	10,545	11,778
22	5,690	2,565	3,125		15,985	7,612	8,373		21,675	10,177	11,498
23	5,782	2,611	3,171		15,283	7,234	8,049		21,065	9,845	11,220
24	5,823	2,637	3,186		14,633	6,884	7,749		20,456	9,521	10,935
18 - 24	37,843	16,975	20,868		118,364	56,870	61,494		156,207	73,845	82,362
6_24	92,963	42,385	50,578		374,825	183,882	190,943		467,788	226,267	241,521

2010	URBAN			RURAL			SWAZILAND		
SPECIAL AGE GROUPS	BOTH SEXES	MALE	FEMALE	BOTH SEXES	MALE	FEMALE	BOTH SEXES	MALE	FEMALE
0	4,836	2,455	2,381	25,794	13,069	12,725	30,630	15,524	15,106
1_4	17,936	9,152	8,784	87,336	44,333	43,003	105,272	53,485	51,787
0-14	66,604	32,376	34,228	332,243	166,952	165,291	398,847	199,328	199,519
15-24	52,371	23,302	29,069	182,605	88,912	93,693	234,976	112,214	122,762
15-49	151,101	71,445	79,656	396,191	181,189	215,002	547,292	252,634	294,658
15-59	163,615	77,854	85,761	436,723	198,569	238,154	600,338	276,423	323,915
15-64	166,868	79,437	87,431	452,183	205,308	246,875	619,051	284,745	334,306
60+	7,422	3,324	4,098	48,899	20,995	27,904	56,321	24,319	32,002
65+	4,169	1,741	2,428	33,439	14,256	19,183	37,608	15,997	21,611
70+	2,215	851	1,364	20,840	8,683	12,157	23,055	9,534	13,521
17+	161,695	77,050	84,645	443,695	198,918	244,777	605,390	275,968	329,422

SCHOOL GOING AGES									
6	4,129	2,044	2,085	22,587	11,450	11,137	26,716	13,494	13,222
7	4,252	2,082	2,170	22,344	11,270	11,074	26,596	13,352	13,244
8	4,397	2,131	2,266	21,982	11,027	10,955	26,379	13,158	13,221
9	4,517	2,168	2,349	21,671	10,817	10,854	26,188	12,985	13,203
10	4,552	2,155	2,397	21,550	10,721	10,829	26,102	12,876	13,226
11	4,507	2,098	2,409	21,607	10,730	10,877	26,114	12,828	13,286
12	4,441	2,031	2,410	21,708	10,766	10,942	26,149	12,797	13,352
6_12	30,795	14,709	16,086	153,449	76,781	76,668	184,244	91,490	92,754
13	4,449	2,004	2,445	21,686	10,728	10,958	26,135	12,732	13,403
14	4,492		2,489	21,567	10,641	10,926	26,059	12,644	13,415

		2,003									
15	4,595	2,034	2,561		21,236	10,459	10,777		25,831	12,493	13,338
16	4,747	2,094	2,653		20,691	10,187	10,504		25,438	12,281	13,157
17	4,896	2,158	2,738		20,043	9,865	10,178		24,939	12,023	12,916
13-17	23,179	10,293	12,886		105,223	51,880	53,343		128,402	62,173	66,229
18	4,968	2,191	2,777		19,461	9,566	9,895		24,429	11,757	12,672
19	4,979	2,195	2,784		18,973	9,303	9,670		23,952	11,498	12,454
20	5,120	2,268	2,852		18,255	8,907	9,348		23,375	11,175	12,200
21	5,403	2,410	2,993		17,324	8,391	8,933		22,727	10,801	11,926
22	5,712	2,563	3,149		16,346	7,852	8,494		22,058	10,415	11,643
23	5,931	2,672	3,259		15,485	7,378	8,107		21,416	10,050	11,366
24	6,020	2,717	3,303		14,791	7,004	7,787		20,811	9,721	11,090
18 - 24	38,133	17,016	21,117		120,635	58,401	62,234		158,768	75,417	83,351
6_24	92,107	42,018	50,089		379,307	187,062	192,245		471,414	229,080	242,334

2011	URBAN			RURAL			SWAZILAND		
SPECIAL AGE GROUPS	BOTH SEXES	MALE	FEMALE	BOTH SEXES	MALE	FEMALE	BOTH SEXES	MALE	FEMALE
0	5,020	2,549	2,471	26,019	13,182	12,837	31,039	15,731	15,308
1_4	18,377	9,379	8,998	89,404	45,450	43,954	107,781	54,829	52,952
0-14	66,554	32,593	33,961	333,977	168,324	165,653	400,531	200,917	199,614
15-24	52,109	23,071	29,038	186,101	91,175	94,926	238,210	114,246	123,964
15-49	155,113	73,094	82,019	401,972	183,439	218,533	557,085	256,533	300,552
15-59	167,962	79,627	88,335	442,759	200,816	241,943	610,721	280,443	330,278
15-64	171,264	81,214	90,050	458,199	207,596	250,603	629,463	288,810	340,653

60+	7,431	3,273	4,158		49,090	21,553	27,537		56,521	24,826	31,695
65+	4,129	1,686	2,443		33,650	14,773	18,877		37,779	16,459	21,320
70+	2,214	836	1,378		20,972	9,079	11,893		23,186	9,915	13,271
17+	166,284	78,882	87,402		449,346	201,355	247,991		615,630	280,237	335,393

SCHOOL GOING AGES											
6	4,091	2,050	2,041		22,334	11,367	10,967		26,425	13,417	13,008
7	4,123	2,041	2,082		22,510	11,417	11,093		26,633	13,458	13,175
8	4,245	2,078	2,167		22,267	11,238	11,029		26,512	13,316	13,196
9	4,391	2,128	2,263		21,907	10,995	10,912		26,298	13,123	13,175
10	4,469	2,139	2,330		21,639	10,811	10,828		26,108	12,950	13,158
11	4,464	2,101	2,363		21,563	10,741	10,822		26,027	12,842	13,185
12	4,422	2,046	2,376		21,617	10,748	10,869		26,039	12,794	13,245
6_12	30,205	14,583	15,622		153,837	77,317	76,520		184,042	91,900	92,142
13	4,354	1,977	2,377		21,720	10,787	10,933		26,074	12,764	13,310
14	4,361	1,950	2,411		21,699	10,748	10,951		26,060	12,698	13,362
15	4,470	1,979	2,491		21,470	10,618	10,852		25,940	12,597	13,343
16	4,639	2,039	2,600		21,033	10,396	10,637		25,672	12,435	13,237
17	4,789	2,098	2,691		20,490	10,125	10,365		25,279	12,223	13,056
13-17	22,613	10,043	12,570		106,412	52,674	53,738		129,025	62,717	66,308
18	4,938	2,162	2,776		19,844	9,803	10,041		24,782	11,965	12,817
19	5,010	2,195	2,815		19,266	9,506	9,760		24,276	11,701	12,575
20	5,124	2,253	2,871		18,614	9,149	9,465		23,738	11,402	12,336
21	5,364	2,376	2,988		17,741	8,666	9,075		23,105	11,042	12,063
22	5,647		3,128		16,814	8,151	8,663		22,461	10,670	11,791

		2,519									
23	5,955	2,670	3,285		15,842	7,617	8,225		21,797	10,287	11,510
24	6,173	2,780	3,393		14,987	7,144	7,843		21,160	9,924	11,236
18 - 24	38,211	16,955	21,256		123,108	60,036	63,072		161,319	76,991	84,328
6_24	91,029	41,581	49,448		383,357	190,027	193,330		474,386	231,608	242,778

2012	URBAN			RURAL			SWAZILAND		
SPECIAL AGE GROUPS	BOTH SEXES	MALE	FEMALE	BOTH SEXES	MALE	FEMALE	BOTH SEXES	MALE	FEMALE
0	5,209	2,645	2,564	26,183	13,265	12,918	31,392	15,910	15,482
1_4	18,479	9,405	9,074	94,689	48,319	46,370	113,168	57,724	55,444
0-14	66,812	32,952	33,860	335,737	169,669	166,068	402,549	202,621	199,928
15-24	51,598	22,738	28,860	189,504	93,392	96,112	241,102	116,130	124,972
15-49	158,990	74,693	84,297	407,761	185,771	221,990	566,751	260,464	306,287
15-59	172,181	81,353	90,828	448,848	203,143	245,705	621,029	284,496	336,533
15-64	175,542	82,948	92,594	464,299	209,968	254,331	639,841	292,916	346,925
60+	7,448	3,223	4,225	49,311	22,092	27,219	56,759	25,315	31,444
65+	4,087	1,628	2,459	33,860	15,267	18,593	37,947	16,895	21,052
70+	2,203	813	1,390	21,135	9,483	11,652	23,338	10,296	13,042
17+	170,774	80,666	90,108	455,289	203,954	251,335	626,063	284,620	341,443

SCHOOL GOING AGES											
6	4,231	2,152	2,079		21,226	10,809	10,417		25,457	12,961	12,496
7	4,085	2,047	2,038		22,258	11,334	10,924		26,343	13,381	12,962
8	4,118	2,038	2,080		22,434	11,385	11,049		26,552	13,423	13,129

9	4,239	2,075	2,164		22,190	11,205	10,985		26,429	13,280	13,149
10	4,343	2,099	2,244		21,876	10,989	10,887		26,219	13,088	13,131
11	4,379	2,084	2,295		21,654	10,832	10,822		26,033	12,916	13,117
12	4,377	2,047	2,330		21,576	10,761	10,815		25,953	12,808	13,145
6_12	29,772	14,542	15,230		153,214	77,315	75,899		182,986	91,857	91,129
13	4,332	1,991	2,341		21,633	10,770	10,863		25,965	12,761	13,204
14	4,265	1,922	2,343		21,734	10,808	10,926		25,999	12,730	13,269
15	4,341	1,927	2,414		21,604	10,726	10,878		25,945	12,653	13,292
16	4,514	1,983	2,531		21,266	10,555	10,711		25,780	12,538	13,242
17	4,683	2,044	2,639		20,832	10,333	10,499		25,515	12,377	13,138
13-17	22,135	9,867	12,268		107,069	53,192	53,877		129,204	63,059	66,145
18	4,832	2,102	2,730		20,290	10,064	10,226		25,122	12,166	12,956
19	4,982	2,167	2,815		19,646	9,741	9,905		24,628	11,908	12,720
20	5,158	2,254	2,904		18,906	9,352	9,554		24,064	11,606	12,458
21	5,374	2,364	3,010		18,094	8,905	9,189		23,468	11,269	12,199
22	5,614	2,487	3,127		17,225	8,424	8,801		22,839	10,911	11,928
23	5,896	2,629	3,267		16,303	7,912	8,391		22,199	10,541	11,658
24	6,204	2,781	3,423		15,338	7,380	7,958		21,542	10,161	11,381
18 - 24	38,060	16,784	21,276		125,802	61,778	64,024		163,862	78,562	85,300
6_24	89,967	41,193	48,774		386,085	192,285	193,800		476,052	233,478	242,574

2013	URBAN			RURAL			SWAZILAND		
SPECIAL AGE GROUPS	BOTH SEXES	MALE	FEMALE	BOTH SEXES	MALE	FEMALE	BOTH SEXES	MALE	FEMALE
0	5,396	2,740	2,656	26,312	13,330	12,982	31,708	16,070	15,638

1_4	19,213	9,780	9,433		95,450	48,696	46,754		114,663	58,476	56,187
0-14	67,343	33,429	33,914		337,593	171,020	166,573		404,936	204,449	200,487
15-24	50,993	22,388	28,605		192,563	95,421	97,142		243,556	117,809	125,747
15-49	162,767	76,269	86,498		413,455	188,135	225,320		576,222	264,404	311,818
15-59	176,312	83,060	93,252		454,868	205,494	249,374		631,180	288,554	342,626
15-64	179,726	84,657	95,069		470,375	212,372	258,003		650,101	297,029	353,072
60+	7,467	3,169	4,298		49,575	22,616	26,959		57,042	25,785	31,257
65+	4,053	1,572	2,481		34,068	15,738	18,330		38,121	17,310	20,811
70+	2,188	788	1,400		21,324	9,883	11,441		23,512	10,671	12,841
17+	175,149	82,400	92,749		461,402	206,660	254,742		636,551	289,060	347,491

SCHOOL GOING AGES											
6	4,749	2,444	2,305		18,219	9,164	9,055		22,968	11,608	11,360
7	4,225	2,149	2,076		21,155	10,778	10,377		25,380	12,927	12,453
8	4,079	2,044	2,035		22,183	11,302	10,881		26,262	13,346	12,916
9	4,113	2,035	2,078		22,357	11,352	11,005		26,470	13,387	13,083
10	4,189	2,045	2,144		22,161	11,200	10,961		26,350	13,245	13,105
11	4,252	2,043	2,209		21,894	11,011	10,883		26,146	13,054	13,092
12	4,290	2,029	2,261		21,668	10,853	10,815		25,958	12,882	13,076
6_12	29,897	14,789	15,108		149,637	75,660	73,977		179,534	90,449	89,085
13	4,286	1,991	2,295		21,595	10,785	10,810		25,881	12,776	13,105
14	4,242	1,936	2,306		21,650	10,792	10,858		25,892	12,728	13,164
15	4,243	1,897	2,346		21,640	10,787	10,853		25,883	12,684	13,199
16	4,387	1,932	2,455		21,401	10,663	10,738		25,788	12,595	13,193
17	4,559				21,064				25,623		

		1,988	2,571			10,492	10,572			12,480	13,143
13-17	21,717	9,744	11,973		107,350	53,519	53,831		129,067	63,263	65,804
18	4,729	2,049	2,680		20,631	10,271	10,360		25,360	12,320	13,040
19	4,876	2,106	2,770		20,093	10,004	10,089		24,969	12,110	12,859
20	5,135	2,228	2,907		19,280	9,584	9,696		24,415	11,812	12,603
21	5,414	2,368	3,046		18,381	9,105	9,276		23,795	11,473	12,322
22	5,630	2,478	3,152		17,572	8,660	8,912		23,202	11,138	12,064
23	5,870	2,600	3,270		16,708	8,182	8,526		22,578	10,782	11,796
24	6,150	2,742	3,408		15,793	7,673	8,120		21,943	10,415	11,528
18 - 24	37,804	16,571	21,233		128,458	63,479	64,979		166,262	80,050	86,212
6_24	89,418	41,104	48,314		385,445	192,658	192,787		474,863	233,762	241,101

2014	URBAN			RURAL			SWAZILAND		
SPECIAL AGE GROUPS	BOTH SEXES	MALE	FEMALE	BOTH SEXES	MALE	FEMALE	BOTH SEXES	MALE	FEMALE
0	5,580	2,833	2,747	26,403	13,377	13,026	31,983	16,210	15,773
1_4	19,941	10,151	9,790	96,213	49,084	47,129	116,154	59,235	56,919
0-14	68,070	33,978	34,092	339,627	172,435	167,192	407,697	206,413	201,284
15-24	50,453	22,106	28,347	195,060	97,129	97,931	245,513	119,235	126,278
15-49	166,511	77,864	88,647	418,936	190,461	228,475	585,447	268,325	317,122
15-59	180,425	84,788	95,637	460,702	207,797	252,905	641,127	292,585	348,542
15-64	183,887	86,383	97,504	476,289	214,728	261,561	660,176	301,111	359,065
60+	7,491	3,115	4,376	49,874	23,119	26,755	57,365	26,234	31,131
65+	4,029	1,520	2,509	34,287	16,188	18,099	38,316	17,708	20,608
70+	2,159	751	1,408	21,547	10,282	11,265	23,706	11,033	12,673

17+	179,404	84,089	95,315		467,582	209,420	258,162		646,986	293,509	353,477
-----	---------	--------	--------	--	---------	---------	---------	--	---------	---------	---------

SCHOOL GOING AGES											
6	4,303	2,190	2,113		22,872	11,723	11,149		27,175	13,913	13,262
7	4,743	2,441	2,302		18,155	9,137	9,018		22,898	11,578	11,320
8	4,219	2,146	2,073		21,084	10,747	10,337		25,303	12,893	12,410
9	4,074	2,041	2,033		22,109	11,270	10,839		26,183	13,311	12,872
10	4,062	2,004	2,058		22,330	11,348	10,982		26,392	13,352	13,040
11	4,098	1,989	2,109		22,178	11,222	10,956		26,276	13,211	13,065
12	4,160	1,986	2,174		21,912	11,034	10,878		26,072	13,020	13,052
6_12	29,659	14,797	14,862		150,640	76,481	74,159		180,299	91,278	89,021
13	4,197	1,972	2,225		21,689	10,878	10,811		25,886	12,850	13,036
14	4,194	1,934	2,260		21,614	10,808	10,806		25,808	12,742	13,066
15	4,220	1,911	2,309		21,558	10,772	10,786		25,778	12,683	13,095
16	4,292	1,903	2,389		21,436	10,724	10,712		25,728	12,627	13,101
17	4,433	1,937	2,496		21,201	10,601	10,600		25,634	12,538	13,096
13-17	21,336	9,657	11,679		107,498	53,783	53,715		128,834	63,440	65,394
18	4,605	1,993	2,612		20,864	10,430	10,434		25,469	12,423	13,046
19	4,776	2,054	2,722		20,432	10,210	10,222		25,208	12,264	12,944
20	5,032	2,168	2,864		19,725	9,847	9,878		24,757	12,015	12,742
21	5,398	2,345	3,053		18,746	9,333	9,413		24,144	11,678	12,466
22	5,676	2,485	3,191		17,854	8,857	8,997		23,530	11,342	12,188
23	5,890	2,593	3,297		17,053	8,417	8,636		22,943	11,010	11,933
24	6,131	2,717	3,414		16,191	7,938	8,253		22,322	10,655	11,667
18 - 24	37,508				130,865				168,373		

		16,355	21,153			65,032	65,833			81,387	86,986
6_24	88,503	40,809	47,694		389,003	195,296	193,707		477,506	236,105	241,401

2015	URBAN			RURAL			SWAZILAND		
SPECIAL AGE GROUPS	BOTH SEXES	MALE	FEMALE	BOTH SEXES	MALE	FEMALE	BOTH SEXES	MALE	FEMALE
0	5,760	2,925	2,835	26,450	13,400	13,050	32,210	16,325	15,885
1_4	20,675	10,525	10,150	96,803	49,384	47,419	117,478	59,909	57,569
0-14	69,014	34,615	34,399	341,752	173,861	167,891	410,766	208,476	202,290
15-24	49,918	21,859	28,059	197,100	98,579	98,521	247,018	120,438	126,580
15-49	170,161	79,444	90,717	424,242	192,780	231,462	594,403	272,224	322,179
15-59	184,484	86,514	97,970	466,392	210,085	256,307	650,876	296,599	354,277
15-64	188,001	88,110	99,891	482,077	217,059	265,018	670,078	305,169	364,909
60+	7,530	3,066	4,464	50,203	23,596	26,607	57,733	26,662	31,071
65+	4,013	1,470	2,543	34,518	16,622	17,896	38,531	18,092	20,439
70+	2,125	711	1,414	21,777	10,666	11,111	23,902	11,377	12,525
17+	183,573	85,755	97,818	473,716	212,183	261,533	657,289	297,938	359,351

SCHOOL GOING AGES											
6	4,493	2,288	2,205		22,990	11,772	11,218		27,483	14,060	13,423
7	4,297	2,187	2,110		22,796	11,690	11,106		27,093	13,877	13,216
8	4,737	2,438	2,299		18,092	9,110	8,982		22,829	11,548	11,281
9	4,214	2,143	2,071		21,012	10,716	10,296		25,226	12,859	12,367
10	4,023	2,010	2,013		22,084	11,267	10,817		26,107	13,277	12,830
11	3,968	1,946	2,022		22,350	11,371	10,979		26,318	13,317	13,001

12	4,004	1,931	2,073		22,200	11,247	10,953		26,204	13,178	13,026
6_12	29,736	14,943	14,793		151,524	77,173	74,351		181,260	92,116	89,144
13	4,068	1,929	2,139		21,932	11,058	10,874		26,000	12,987	13,013
14	4,102	1,914	2,188		21,712	10,903	10,809		25,814	12,817	12,997
15	4,172	1,908	2,264		21,523	10,789	10,734		25,695	12,697	12,998
16	4,269	1,917	2,352		21,356	10,709	10,647		25,625	12,626	12,999
17	4,340	1,908	2,432		21,236	10,663	10,573		25,576	12,571	13,005
13-17	20,951	9,576	11,375		107,759	54,122	53,637		128,710	63,698	65,012
18	4,482	1,943	2,539		21,000	10,539	10,461		25,482	12,482	13,000
19	4,652	1,998	2,654		20,666	10,369	10,297		25,318	12,367	12,951
20	4,936	2,118	2,818		20,061	10,051	10,010		24,997	12,169	12,828
21	5,301	2,288	3,013		19,187	9,594	9,593		24,488	11,882	12,606
22	5,666	2,464	3,202		18,213	9,082	9,131		23,879	11,546	12,333
23	5,943	2,603	3,340		17,327	8,611	8,716		23,270	11,214	12,056
24	6,157	2,712	3,445		16,531	8,172	8,359		22,688	10,884	11,804
18 - 24	37,137	16,126	21,011		132,985	66,418	66,567		170,122	82,544	87,578
6_24	87,824	40,645	47,179		392,268	197,713	194,555		480,092	238,358	241,734

2016	URBAN			RURAL			SWAZILAND		
SPECIAL AGE GROUPS	BOTH SEXES	MALE	FEMALE	BOTH SEXES	MALE	FEMALE	BOTH SEXES	MALE	FEMALE
0	5,933	3,013	2,920	26,453	13,402	13,051	32,386	16,415	15,971
1_4	21,404	10,896	10,508	97,230	49,603	47,627	118,634	60,499	58,135
0-14	70,215	35,355	34,860	343,786	175,196	168,590	414,001	210,551	203,450
15-24	49,284	21,605	27,679	198,893	99,886	99,007	248,177	121,491	126,686

15-49	173,633	80,977	92,656		429,504	195,167	234,337		603,137	276,144	326,993
15-59	188,420	88,210	100,210		472,097	212,443	259,654		660,517	300,653	359,864
15-64	192,009	89,815	102,194		487,885	219,447	268,438		679,894	309,262	370,632
60+	7,595	3,028	4,567		50,544	24,042	26,502		58,139	27,070	31,069
65+	4,006	1,423	2,583		34,756	17,038	17,718		38,762	18,461	20,301
70+	2,091	669	1,422		22,007	11,037	10,970		24,098	11,706	12,392
17+	187,714	87,436	100,278		479,695	214,874	264,821		667,409	302,310	365,099

SCHOOL GOING AGES											
6	4,667	2,376	2,291		23,252	11,908	11,344		27,919	14,284	13,635
7	4,486	2,284	2,202		22,914	11,740	11,174		27,400	14,024	13,376
8	4,292	2,184	2,108		22,720	11,657	11,063		27,012	13,841	13,171
9	4,731	2,435	2,296		18,029	9,083	8,946		22,760	11,518	11,242
10	4,163	2,112	2,051		20,990	10,713	10,277		25,153	12,825	12,328
11	3,928	1,952	1,976		22,107	11,292	10,815		26,035	13,244	12,791
12	3,873	1,887	1,986		22,372	11,396	10,976		26,245	13,283	12,962
6_12	30,140	15,230	14,910		152,384	77,789	74,595		182,524	93,019	89,505
13	3,910	1,873	2,037		22,223	11,272	10,951		26,133	13,145	12,988
14	3,973	1,870	2,103		21,955	11,084	10,871		25,928	12,954	12,974
15	4,079	1,888	2,191		21,623	10,884	10,739		25,702	12,772	12,930
16	4,222	1,914	2,308		21,323	10,727	10,596		25,545	12,641	12,904
17	4,319	1,923	2,396		21,157	10,648	10,509		25,476	12,571	12,905
13-17	20,503	9,468	11,035		108,281	54,615	53,666		128,784	64,083	64,701
18	4,389	1,914	2,475		21,036	10,601	10,435		25,425	12,515	12,910
19	4,530				20,803						

		1,948	2,582			10,479	10,324		25,333	12,427	12,906
20	4,814	2,062	2,752		20,294	10,210	10,084		25,108	12,272	12,836
21	5,209	2,240	2,969		19,521	9,797	9,724		24,730	12,037	12,693
22	5,573	2,409	3,164		18,651	9,342	9,309		24,224	11,751	12,473
23	5,936	2,584	3,352		17,683	8,833	8,850		23,619	11,417	12,202
24	6,213	2,723	3,490		16,802	8,365	8,437		23,015	11,088	11,927
18 - 24	36,664	15,880	20,784		134,790	67,627	67,163		171,454	83,507	87,947
6_24	87,307	40,578	46,729		395,455	200,031	195,424		482,762	240,609	242,153

2017	URBAN			RURAL			SWAZILAND		
SPECIAL AGE GROUPS	BOTH SEXES	MALE	FEMALE	BOTH SEXES	MALE	FEMALE	BOTH SEXES	MALE	FEMALE
0	6,096	3,096	3,000	26,407	13,378	13,029	32,503	16,474	16,029
1_4	22,116	11,259	10,857	97,508	49,745	47,763	119,624	61,004	58,620
0-14	71,702	36,219	35,483	345,537	176,329	169,208	417,239	212,548	204,691
15-24	48,475	21,300	27,175	200,663	101,181	99,482	249,138	122,481	126,657
15-49	176,837	82,415	94,422	434,879	197,713	237,166	611,716	280,128	331,588
15-59	192,177	89,842	102,335	477,966	214,958	263,008	670,143	304,800	365,343
15-64	195,863	91,470	104,393	493,851	221,977	271,874	689,714	313,447	376,267
60+	7,694	3,007	4,687	50,894	24,456	26,438	58,588	27,463	31,125
65+	4,008	1,379	2,629	35,009	17,437	17,572	39,017	18,816	20,201
70+	2,055	625	1,430	22,227	11,388	10,839	24,282	12,013	12,269
17+	191,791	89,111	102,680	485,568	217,526	268,042	677,359	306,637	370,722

SCHOOL GOING AGES										
-------------------	--	--	--	--	--	--	--	--	--	--

6	4,849	2,470	2,379		23,460	12,010	11,450		28,309	14,480	13,829
7	4,661	2,373	2,288		23,176	11,875	11,301		27,837	14,248	13,589
8	4,479	2,280	2,199		22,839	11,708	11,131		27,318	13,988	13,330
9	4,287	2,182	2,105		22,644	11,622	11,022		26,931	13,804	13,127
10	4,679	2,403	2,276		18,016	9,086	8,930		22,695	11,489	11,206
11	4,068	2,053	2,015		21,015	10,739	10,276		25,083	12,792	12,291
12	3,833	1,893	1,940		22,132	11,319	10,813		25,965	13,212	12,753
6_12	30,856	15,654	15,202		153,282	78,359	74,923		184,138	94,013	90,125
13	3,778	1,829	1,949		22,394	11,420	10,974		26,172	13,249	12,923
14	3,815	1,814	2,001		22,247	11,298	10,949		26,062	13,112	12,950
15	3,951	1,844	2,107		21,868	11,066	10,802		25,819	12,910	12,909
16	4,129	1,894	2,235		21,424	10,822	10,602		25,553	12,716	12,837
17	4,272	1,920	2,352		21,124	10,666	10,458		25,396	12,586	12,810
13-17	19,945	9,301	10,644		109,057	55,272	53,785		129,002	64,573	64,429
18	4,369	1,929	2,440		20,960	10,587	10,373		25,329	12,516	12,813
19	4,438	1,920	2,518		20,839	10,540	10,299		25,277	12,460	12,817
20	4,692	2,012	2,680		20,434	10,321	10,113		25,126	12,333	12,793
21	5,088	2,184	2,904		19,754	9,956	9,798		24,842	12,140	12,702
22	5,483	2,362	3,121		18,984	9,545	9,439		24,467	11,907	12,560
23	5,846	2,530	3,316		18,118	9,092	9,026		23,964	11,622	12,342
24	6,207	2,705	3,502		17,158	8,586	8,572		23,365	11,291	12,074
18 - 24	36,123	15,642	20,481		136,247	68,627	67,620		172,370	84,269	88,101
6_24	86,924	40,597	46,327		398,586	202,258	196,328		485,510	242,855	242,655

2018	URBAN			RURAL			SWAZILAND		
SPECIAL AGE GROUPS	BOTH SEXES	MALE	FEMALE	BOTH SEXES	MALE	FEMALE	BOTH SEXES	MALE	FEMALE
0	6,244	3,171	3,073	26,315	13,332	12,983	32,559	16,503	16,056
1_4	22,806	11,611	11,195	97,625	49,804	47,821	120,431	61,415	59,016
0-14	73,491	37,213	36,278	346,913	177,205	169,708	420,404	214,418	205,986
15-24	47,522	20,959	26,563	202,378	102,472	99,906	249,900	123,431	126,469
15-49	179,746	83,746	96,000	440,400	200,449	239,951	620,146	284,195	335,951
15-59	195,717	91,389	104,328	484,038	217,660	266,378	679,755	309,049	370,706
15-64	199,532	93,064	106,468	500,017	224,678	275,339	699,549	317,742	381,807
60+	7,834	3,010	4,824	51,257	24,840	26,417	59,091	27,850	31,241
65+	4,019	1,335	2,684	35,278	17,822	17,456	39,297	19,157	20,140
70+	2,029	585	1,444	22,437	11,721	10,716	24,466	12,306	12,160
17+	195,757	90,762	104,995	491,465	220,215	271,250	687,222	310,977	376,245

SCHOOL GOING AGES										
6	5,035	2,564	2,471	23,619	12,094	11,525	28,654	14,658	13,996	
7	4,842	2,466	2,376	23,383	11,977	11,406	28,225	14,443	13,782	
8	4,655	2,370	2,285	23,099	11,841	11,258	27,754	14,211	13,543	
9	4,473	2,277	2,196	22,764	11,675	11,089	27,237	13,952	13,285	
10	4,237	2,151	2,086	22,616	11,617	10,999	26,853	13,768	13,085	
11	4,582	2,344	2,238	18,051	9,116	8,935	22,633	11,460	11,173	
12	3,973	1,993	1,980	21,043	10,768	10,275	25,016	12,761	12,255	
6_12	31,797			154,575			186,372			

		16,165	15,632			79,088	75,487			95,253	91,119
13	3,738	1,835	1,903		22,156	11,344	10,812		25,894	13,179	12,715
14	3,683	1,771	1,912		22,418	11,445	10,973		26,101	13,216	12,885
15	3,793	1,788	2,005		22,159	11,279	10,880		25,952	13,067	12,885
16	4,001	1,849	2,152		21,671	11,006	10,665		25,672	12,855	12,817
17	4,180	1,901	2,279		21,227	10,760	10,467		25,407	12,661	12,746
13-17	19,395	9,144	10,251		109,631	55,834	53,797		129,026	64,978	64,048
18	4,322	1,925	2,397		20,928	10,606	10,322		25,250	12,531	12,719
19	4,419	1,935	2,484		20,764	10,527	10,237		25,183	12,462	12,721
20	4,601	1,985	2,616		20,472	10,383	10,089		25,073	12,368	12,705
21	4,968	2,135	2,833		19,896	10,067	9,829		24,864	12,202	12,662
22	5,363	2,306	3,057		19,217	9,704	9,513		24,580	12,010	12,570
23	5,757	2,484	3,273		18,451	9,294	9,157		24,208	11,778	12,430
24	6,118	2,651	3,467		17,593	8,846	8,747		23,711	11,497	12,214
18 - 24	35,548	15,421	20,127		137,321	69,427	67,894		172,869	84,848	88,021
6_24	86,740	40,730	46,010		401,527	204,349	197,178		488,267	245,079	243,188

2019	URBAN			RURAL			SWAZILAND		
SPECIAL AGE GROUPS	BOTH SEXES	MALE	FEMALE	BOTH SEXES	MALE	FEMALE	BOTH SEXES	MALE	FEMALE
0	6,379	3,240	3,139	26,174	13,260	12,914	32,553	16,500	16,053
1_4	23,459	11,944	11,515	97,573	49,778	47,795	121,032	61,722	59,310
0-14	75,542	38,316	37,226	347,991	177,869	170,122	423,533	216,185	207,348
15-24	46,536	20,633	25,903	203,838	103,652	100,186	250,374	124,285	126,089
15-49	182,385	84,981	97,404	445,952	203,304	242,648	628,337	288,285	340,052

15-59	199,065	92,869	106,196		490,182	220,480	269,702		689,247	313,349	375,898
15-64	203,042	94,605	108,437		506,260	227,488	278,772		709,302	322,093	387,209
60+	8,015	3,032	4,983		51,638	25,194	26,444		59,653	28,226	31,427
65+	4,038	1,296	2,742		35,560	18,186	17,374		39,598	19,482	20,116
70+	2,013	551	1,462		22,641	12,032	10,609		24,654	12,583	12,071
17+	199,575	92,362	107,213		497,526	223,029	274,497		697,101	315,391	381,710

SCHOOL GOING AGES											
6	5,217	2,657	2,560		23,743	12,156	11,587		28,960	14,813	14,147
7	5,028	2,560	2,468		23,541	12,061	11,480		28,569	14,621	13,948
8	4,836	2,463	2,373		23,307	11,943	11,364		28,143	14,406	13,737
9	4,650	2,367	2,283		23,021	11,807	11,214		27,671	14,174	13,497
10	4,421	2,246	2,175		22,739	11,671	11,068		27,160	13,917	13,243
11	4,140	2,091	2,049		22,641	11,643	10,998		26,781	13,734	13,047
12	4,487	2,285	2,202		18,084	9,146	8,938		22,571	11,431	11,140
6_12	32,779	16,669	16,110		157,076	80,427	76,649		189,855	97,096	92,759
13	3,878	1,934	1,944		21,071	10,796	10,275		24,949	12,730	12,219
14	3,643	1,777	1,866		22,181	11,369	10,812		25,824	13,146	12,678
15	3,660	1,744	1,916		22,333	11,428	10,905		25,993	13,172	12,821
16	3,845	1,795	2,050		21,961	11,217	10,744		25,806	13,012	12,794
17	4,052	1,855	2,197		21,475	10,945	10,530		25,527	12,800	12,727
13-17	19,078	9,105	9,973		109,021	55,755	53,266		128,099	64,860	63,239
18	4,231	1,907	2,324		21,032	10,700	10,332		25,263	12,607	12,656
19	4,372	1,931	2,441		20,734	10,546	10,188		25,106	12,477	12,629
20	4,583				20,399				24,982		

		2,000	2,583			10,371	10,028			12,371	12,611
21	4,878	2,108	2,770		19,935	10,130	9,805		24,813	12,238	12,575
22	5,245	2,258	2,987		19,361	9,815	9,546		24,606	12,073	12,533
23	5,639	2,429	3,210		18,685	9,454	9,231		24,324	11,883	12,441
24	6,031	2,606	3,425		17,923	9,046	8,877		23,954	11,652	12,302
18 - 24	34,979	15,239	19,740		138,069	70,062	68,007		173,048	85,301	87,747
6_24	86,836	41,013	45,823		404,166	206,244	197,922		491,002	247,257	243,745

2020	URBAN			RURAL			SWAZILAND		
SPECIAL AGE GROUPS	BOTH SEXES	MALE	FEMALE	BOTH SEXES	MALE	FEMALE	BOTH SEXES	MALE	FEMALE
0	6,499	3,301	3,198	25,980	13,162	12,818	32,479	16,463	16,016
1_4	24,070	12,257	11,813	97,350	49,662	47,688	121,420	61,919	59,501
0-14	77,749	39,472	38,277	349,130	178,519	170,611	426,879	217,991	208,888
15-24	45,606	20,361	25,245	204,745	104,560	100,185	250,351	124,921	125,430
15-49	184,870	86,177	98,693	451,123	206,059	245,064	635,993	292,236	343,757
15-59	202,322	94,332	107,990	495,969	223,181	272,788	698,291	317,513	380,778
15-64	206,470	96,138	110,332	512,165	230,182	281,983	718,635	326,320	392,315
60+	8,226	3,071	5,155	52,053	25,530	26,523	60,279	28,601	31,678
65+	4,078	1,265	2,813	35,857	18,529	17,328	39,935	19,794	20,141
70+	2,007	519	1,488	22,849	12,335	10,514	24,856	12,854	12,002
17+	203,215	93,902	109,313	503,788	225,992	277,796	707,003	319,894	387,109

SCHOOL GOING AGES											
6	5,398	2,749	2,649		23,835	12,203	11,632		29,233	14,952	14,281

7	5,210	2,653	2,557		23,665	12,122	11,543		28,875	14,775	14,100
8	5,022	2,557	2,465		23,463	12,027	11,436		28,485	14,584	13,901
9	4,830	2,460	2,370		23,230	11,909	11,321		28,060	14,369	13,691
10	4,599	2,336	2,263		22,995	11,803	11,192		27,594	14,139	13,455
11	4,324	2,186	2,138		22,762	11,696	11,066		27,086	13,882	13,204
12	4,044	2,031	2,013		22,667	11,670	10,997		26,711	13,701	13,010
6_12	33,427	16,972	16,455		162,617	83,430	79,187		196,044	100,402	95,642
13	4,391	2,226	2,165		18,119	9,177	8,942		22,510	11,403	11,107
14	3,782	1,875	1,907		21,100	10,823	10,277		24,882	12,698	12,184
15	3,621	1,751	1,870		22,096	11,351	10,745		25,717	13,102	12,615
16	3,712	1,750	1,962		22,138	11,368	10,770		25,850	13,118	12,732
17	3,897	1,802	2,095		21,765	11,155	10,610		25,662	12,957	12,705
13-17	19,403	9,404	9,999		105,218	53,874	51,344		124,621	63,278	61,343
18	4,102	1,860	2,242		21,283	10,887	10,396		25,385	12,747	12,638
19	4,283	1,914	2,369		20,838	10,640	10,198		25,121	12,554	12,567
20	4,536	1,996	2,540		20,371	10,390	9,981		24,907	12,386	12,521
21	4,862	2,124	2,738		19,864	10,118	9,746		24,726	12,242	12,484
22	5,156	2,231	2,925		19,401	9,879	9,522		24,557	12,110	12,447
23	5,523	2,382	3,141		18,830	9,565	9,265		24,353	11,947	12,406
24	5,914	2,551	3,363		18,159	9,207	8,952		24,073	11,758	12,315
18 - 24	34,376	15,058	19,318		138,746	70,686	68,060		173,122	85,744	87,378
6_24	87,206	41,434	45,772		406,581	207,990	198,591		493,787	249,424	244,363

2021	URBAN				RURAL				SWAZILAND		
-------------	--------------	--	--	--	--------------	--	--	--	------------------	--	--

SPECIAL AGE GROUPS	BOTH SEXES	MALE	FEMALE		BOTH SEXES	MALE	FEMALE		BOTH SEXES	MALE	FEMALE
0	6,611	3,358	3,253		25,789	13,065	12,724		32,400	16,423	15,977
1_4	24,631	12,542	12,089		96,939	49,453	47,486		121,570	61,995	59,575
0-14	79,924	40,584	39,340		351,179	179,628	171,551		431,103	220,212	210,891
15-24	44,944	20,247	24,697		204,348	104,764	99,584		249,292	125,011	124,281
15-49	187,417	87,448	99,969		455,078	208,234	246,844		642,495	295,682	346,813
15-59	205,672	95,880	109,792		500,566	225,288	275,278		706,238	321,168	385,070
15-64	209,995	97,753	112,242		516,902	232,294	284,608		726,897	330,047	396,850
60+	8,461	3,116	5,345		52,489	25,853	26,636		60,950	28,969	31,981
65+	4,138	1,243	2,895		36,153	18,847	17,306		40,291	20,090	20,201
70+	2,008	491	1,517		23,056	12,622	10,434		25,064	13,113	11,951
17+	206,700	95,390	111,310		510,133	229,043	281,090		716,833	324,433	392,400

SCHOOL GOING AGES											
6	5,572	2,837	2,735		23,885	12,230	11,655		29,457	15,067	14,390
7	5,391	2,745	2,646		23,756	12,169	11,587		29,147	14,914	14,233
8	5,204	2,650	2,554		23,587	12,087	11,500		28,791	14,737	14,054
9	5,016	2,554	2,462		23,386	11,993	11,393		28,402	14,547	13,855
10	4,778	2,428	2,350		23,203	11,905	11,298		27,981	14,333	13,648
11	4,501	2,276	2,225		23,021	11,829	11,192		27,522	14,105	13,417
12	4,228	2,126	2,102		22,786	11,722	11,064		27,014	13,848	13,166
6_12	34,690	17,616	17,074		163,624	83,935	79,689		198,314	101,551	96,763
13	3,948	1,972	1,976		22,693	11,696	10,997		26,641	13,668	12,973
14	4,294	2,166	2,128		18,156	9,209	8,947		22,450	11,375	11,075

15	3,760	1,849	1,911		21,019	10,806	10,213		24,779	12,655	12,124
16	3,673	1,757	1,916		21,903	11,292	10,611		25,576	13,049	12,527
17	3,765	1,757	2,008		21,943	11,307	10,636		25,708	13,064	12,644
13-17	19,440	9,501	9,939		105,714	54,310	51,404		125,154	63,811	61,343
18	3,948	1,808	2,140		21,573	11,095	10,478		25,521	12,903	12,618
19	4,154	1,866	2,288		21,090	10,828	10,262		25,244	12,694	12,550
20	4,449	1,980	2,469		20,475	10,484	9,991		24,924	12,464	12,460
21	4,817	2,121	2,696		19,838	10,138	9,700		24,655	12,259	12,396
22	5,142	2,248	2,894		19,332	9,867	9,465		24,474	12,115	12,359
23	5,435	2,355	3,080		18,872	9,631	9,241		24,307	11,986	12,321
24	5,801	2,506	3,295		18,303	9,316	8,987		24,104	11,822	12,282
18 - 24	33,746	14,884	18,862		139,483	71,359	68,124		173,229	86,243	86,986
6_24	87,876	42,001	45,875		408,821	209,604	199,217		496,697	251,605	245,092

2022	URBAN				RURAL				SWAZILAND		
SPECIAL AGE GROUPS	BOTH SEXES	MALE	FEMALE		BOTH SEXES	MALE	FEMALE		BOTH SEXES	MALE	FEMALE
0	6,705	3,406	3,299		25,595	12,967	12,628		32,300	16,373	15,927
1_4	25,142	12,804	12,338		96,394	49,173	47,221		121,536	61,977	59,559
0-14	81,676	41,451	40,225		355,995	182,260	173,735		437,671	223,711	213,960
15-24	44,921	20,473	24,448		200,884	103,254	97,630		245,805	123,727	122,078
15-49	190,416	88,985	101,431		455,968	208,772	247,196		646,384	297,757	348,627
15-59	209,503	97,707	111,796		502,101	225,741	276,360		711,604	323,448	388,156
15-64	213,987	99,640	114,347		518,607	232,757	285,850		732,594	332,397	400,197
60+	8,708	3,166	5,542		52,956	26,158	26,798		61,664	29,324	32,340

65+	4,224	1,233	2,991		36,450	19,142	17,308		40,674	20,375	20,299
70+	2,014	464	1,550		23,269	12,898	10,371		25,283	13,362	11,921
17+	210,127	96,879	113,248		516,140	231,953	284,187		726,267	328,832	397,435

SCHOOL GOING AGES											
6	5,742	2,926	2,816		23,901	12,236	11,665		29,643	15,162	14,481
7	5,565	2,833	2,732		23,806	12,196	11,610		29,371	15,029	14,342
8	5,385	2,742	2,643		23,677	12,134	11,543		29,062	14,876	14,186
9	5,198	2,647	2,551		23,509	12,052	11,457		28,707	14,699	14,008
10	4,963	2,521	2,442		23,361	11,991	11,370		28,324	14,512	13,812
11	4,680	2,368	2,312		23,227	11,930	11,297		27,907	14,298	13,609
12	4,403	2,215	2,188		23,047	11,856	11,191		27,450	14,071	13,379
6_12	35,936	18,252	17,684		164,528	84,395	80,133		200,464	102,647	97,817
13	4,132	2,067	2,065		22,812	11,748	11,064		26,944	13,815	13,129
14	3,850	1,912	1,938		22,720	11,722	10,998		26,570	13,634	12,936
15	4,271	2,138	2,133		18,086	9,199	8,887		22,357	11,337	11,020
16	3,813	1,856	1,957		20,831	10,747	10,084		24,644	12,603	12,041
17	3,726	1,764	1,962		21,711	11,232	10,479		25,437	12,996	12,441
13-17	19,792	9,737	10,055		106,160	54,648	51,512		125,952	64,385	61,567
18	3,818	1,763	2,055		21,748	11,247	10,501		25,566	13,010	12,556
19	3,999	1,814	2,185		21,383	11,036	10,347		25,382	12,850	12,532
20	4,323	1,933	2,390		20,726	10,671	10,055		25,049	12,604	12,445
21	4,732	2,106	2,626		19,943	10,232	9,711		24,675	12,338	12,337
22	5,101	2,247	2,854		19,306	9,888	9,418		24,407	12,135	12,272
23					18,804						

	5,423	2,373	3,050			9,618	9,186		24,227	11,991	12,236
24	5,715	2,479	3,236		18,346	9,384	8,962		24,061	11,863	12,198
18 - 24	33,111	14,715	18,396		140,256	72,076	68,180		173,367	86,791	86,576
6_24	88,839	42,704	46,135		410,944	211,119	199,825		499,783	253,823	245,960

2023	URBAN			RURAL			SWAZILAND		
SPECIAL AGE GROUPS	BOTH SEXES	MALE	FEMALE	BOTH SEXES	MALE	FEMALE	BOTH SEXES	MALE	FEMALE
0	6,766	3,437	3,329	25,408	12,872	12,536	32,174	16,309	15,865
1_4	25,602	13,038	12,564	95,757	48,850	46,907	121,359	61,888	59,471
0-14	83,927	42,599	41,328	356,091	182,300	173,791	440,018	224,899	215,119
15-24	44,556	20,479	24,077	201,944	104,187	97,757	246,500	124,666	121,834
15-49	192,881	90,229	102,652	461,310	211,799	249,511	654,191	302,028	352,163
15-59	212,851	99,268	113,583	508,068	228,655	279,413	720,919	327,923	392,996
15-64	217,483	101,248	116,235	524,766	235,690	289,076	742,249	336,938	405,311
60+	8,974	3,222	5,752	53,451	26,449	27,002	62,425	29,671	32,754
65+	4,342	1,242	3,100	36,753	19,414	17,339	41,095	20,656	20,439
70+	2,030	438	1,592	23,490	13,165	10,325	25,520	13,603	11,917
17+	213,674	98,461	115,213	520,974	234,254	286,720	734,648	332,715	401,933

SCHOOL GOING AGES											
6	5,904	3,006	2,898		23,866	12,220	11,646		29,770	15,226	14,544
7	5,735	2,923	2,812		23,824	12,202	11,622		29,559	15,125	14,434
8	5,558	2,829	2,729		23,728	12,162	11,566		29,286	14,991	14,295
9	5,379	2,739	2,640		23,598	12,099	11,499		28,977	14,838	14,139

10	5,145	2,614	2,531		23,484	12,049	11,435		28,629	14,663	13,966
11	4,863	2,460	2,403		23,387	12,017	11,370		28,250	14,477	13,773
12	4,582	2,307	2,275		23,253	11,957	11,296		27,835	14,264	13,571
6_12	37,166	18,878	18,288		165,140	84,706	80,434		202,306	103,584	98,722
13	4,306	2,155	2,151		23,073	11,883	11,190		27,379	14,038	13,341
14	4,033	2,006	2,027		22,842	11,776	11,066		26,875	13,782	13,093
15	3,829	1,886	1,943		22,635	11,704	10,931		26,464	13,590	12,874
16	4,322	2,143	2,179		17,910	9,146	8,764		22,232	11,289	10,943
17	3,866	1,863	2,003		20,643	10,688	9,955		24,509	12,551	11,958
13-17	20,356	10,053	10,303		107,103	55,197	51,906		127,459	65,250	62,209
18	3,780	1,771	2,009		21,520	11,173	10,347		25,300	12,944	12,356
19	3,871	1,769	2,102		21,557	11,188	10,369		25,428	12,957	12,471
20	4,169	1,881	2,288		21,020	10,880	10,140		25,189	12,761	12,428
21	4,609	2,061	2,548		20,192	10,417	9,775		24,801	12,478	12,323
22	5,018	2,233	2,785		19,411	9,981	9,430		24,429	12,214	12,215
23	5,386	2,373	3,013		18,777	9,639	9,138		24,163	12,012	12,151
24	5,706	2,499	3,207		18,279	9,371	8,908		23,985	11,870	12,115
18 - 24	32,539	14,587	17,952		140,756	72,649	68,107		173,295	87,236	86,059
6_24	90,061	43,518	46,543		412,999	212,552	200,447		503,060	256,070	246,990

2024	URBAN			RURAL			SWAZILAND		
SPECIAL AGE GROUPS	BOTH SEXES	MALE	FEMALE	BOTH SEXES	MALE	FEMALE	BOTH SEXES	MALE	FEMALE
0	6,789	3,449	3,340	25,253	12,794	12,459	32,042	16,243	15,799
1_4	25,987	13,235	12,752	95,081	48,503	46,578	121,068	61,738	59,330

0-14	86,016	43,664	42,352		355,937	182,220	173,717		441,953	225,884	216,069
15-24	44,395	20,563	23,832		203,197	105,187	98,010		247,592	125,750	121,842
15-49	195,408	91,498	103,910		466,670	214,875	251,795		662,078	306,373	355,705
15-59	216,337	100,908	115,429		514,034	231,586	282,448		730,371	332,494	397,877
15-64	221,104	102,925	118,179		530,932	238,636	292,296		752,036	341,561	410,475
60+	9,259	3,282	5,977		53,966	26,717	27,249		63,225	29,999	33,226
65+	4,492	1,265	3,227		37,068	19,667	17,401		41,560	20,932	20,628
70+	2,050	415	1,635		23,718	13,417	10,301		25,768	13,832	11,936
17+	217,704	100,319	117,385		522,798	234,899	287,899		740,502	335,218	405,284

SCHOOL GOING AGES											
6	6,046	3,081	2,965		23,793	12,178	11,615		29,839	15,259	14,580
7	5,898	3,003	2,895		23,786	12,185	11,601		29,684	15,188	14,496
8	5,728	2,919	2,809		23,746	12,168	11,578		29,474	15,087	14,387
9	5,551	2,826	2,725		23,652	12,128	11,524		29,203	14,954	14,249
10	5,326	2,706	2,620		23,570	12,095	11,475		28,896	14,801	14,095
11	5,044	2,552	2,492		23,512	12,076	11,436		28,556	14,628	13,928
12	4,764	2,399	2,365		23,414	12,044	11,370		28,178	14,443	13,735
6_12	38,357	19,486	18,871		165,473	84,874	80,599		203,830	104,360	99,470
13	4,484	2,246	2,238		23,280	11,985	11,295		27,764	14,231	13,533
14	4,208	2,095	2,113		23,100	11,909	11,191		27,308	14,004	13,304
15	4,009	1,978	2,031		22,761	11,761	11,000		26,770	13,739	13,031
16	3,883	1,893	1,990		22,441	11,643	10,798		26,324	13,536	12,788
17	4,374	2,148	2,226		17,736	9,094	8,642		22,110	11,242	10,868
13-17	20,958				109,318				130,276		

		10,360	10,598			56,392	52,926			66,752	63,524
18	3,920	1,870	2,050		20,456	10,630	9,826		24,376	12,500	11,876
19	3,834	1,778	2,056		21,331	11,114	10,217		25,165	12,892	12,273
20	4,043	1,837	2,206		21,193	11,031	10,162		25,236	12,868	12,368
21	4,458	2,010	2,448		20,484	10,625	9,859		24,942	12,635	12,307
22	4,897	2,188	2,709		19,661	10,167	9,494		24,558	12,355	12,203
23	5,306	2,361	2,945		18,881	9,731	9,150		24,187	12,092	12,095
24	5,671	2,500	3,171		18,253	9,391	8,862		23,924	11,891	12,033
18 - 24	32,129	14,544	17,585		140,259	72,689	67,570		172,388	87,233	85,155
6_24	91,444	44,390	47,054		415,050	213,955	201,095		506,494	258,345	248,149

2025	URBAN			RURAL			SWAZILAND		
SPECIAL AGE GROUPS	BOTH SEXES	MALE	FEMALE	BOTH SEXES	MALE	FEMALE	BOTH SEXES	MALE	FEMALE
0	6,783	3,446	3,337	25,078	12,705	12,373	31,861	16,151	15,710
1_4	26,278	13,383	12,895	94,447	48,181	46,266	120,725	61,564	59,161
0-14	87,919	44,634	43,285	355,384	181,935	173,449	443,303	226,569	216,734
15-24	44,459	20,741	23,718	204,733	106,298	98,435	249,192	127,039	122,153
15-49	197,986	92,800	105,186	472,121	218,046	254,075	670,107	310,846	359,261
15-59	219,923	102,611	117,312	520,129	234,612	285,517	740,052	337,223	402,829
15-64	224,853	104,671	120,182	537,227	241,665	295,562	762,080	346,336	415,744
60+	9,593	3,358	6,235	54,503	26,963	27,540	64,096	30,321	33,775
65+	4,663	1,298	3,365	37,405	19,910	17,495	42,068	21,208	20,860
70+	2,085	398	1,687	23,954	13,655	10,299	26,039	14,053	11,986
17+	221,268	101,917	119,351	529,047	237,981	291,066	750,315	339,898	410,417

SCHOOL GOING AGES											
6	6,183	3,149	3,034		23,672	12,120	11,552		29,855	15,269	14,586
7	6,039	3,077	2,962		23,715	12,144	11,571		29,754	15,221	14,533
8	5,890	2,999	2,891		23,710	12,152	11,558		29,600	15,151	14,449
9	5,722	2,916	2,806		23,667	12,133	11,534		29,389	15,049	14,340
10	5,497	2,793	2,704		23,628	12,125	11,503		29,125	14,918	14,207
11	5,226	2,644	2,582		23,596	12,122	11,474		28,822	14,766	14,056
12	4,943	2,490	2,453		23,541	12,104	11,437		28,484	14,594	13,890
6_12	39,500	20,068	19,432		165,529	84,900	80,629		205,029	104,968	100,061
13	4,664	2,337	2,327		23,442	12,072	11,370		28,106	14,409	13,697
14	4,385	2,185	2,200		23,307	12,012	11,295		27,692	14,197	13,495
15	4,184	2,067	2,117		23,019	11,894	11,125		27,203	13,961	13,242
16	4,064	1,985	2,079		22,566	11,700	10,866		26,630	13,685	12,945
17	3,936	1,899	2,037		22,250	11,584	10,666		26,186	13,483	12,703
13-17	21,233	10,473	10,760		114,584	59,262	55,322		135,817	69,735	66,082
18	4,428	2,155	2,273		17,561	9,040	8,521		21,989	11,195	10,794
19	3,973	1,876	2,097		20,274	10,575	9,699		24,247	12,451	11,796
20	4,008	1,847	2,161		20,967	10,956	10,011		24,975	12,803	12,172
21	4,336	1,967	2,369		20,658	10,777	9,881		24,994	12,744	12,250
22	4,749	2,139	2,610		19,950	10,372	9,578		24,699	12,511	12,188
23	5,186	2,316	2,870		19,133	9,918	9,215		24,319	12,234	12,085
24	5,595	2,490	3,105		18,355	9,482	8,873		23,950	11,972	11,978
18 - 24	32,275	14,790	17,485		136,898	71,120	65,778		169,173	85,910	83,263
6_24	93,008				417,011						

		45,331	47,677			215,282	201,729		510,019	260,613	249,406
--	--	--------	--------	--	--	---------	---------	--	---------	---------	---------

2026	URBAN			RURAL			SWAZILAND		
SPECIAL AGE GROUPS	BOTH SEXES	MALE	FEMALE	BOTH SEXES	MALE	FEMALE	BOTH SEXES	MALE	FEMALE
0	6,749	3,429	3,320	24,948	12,639	12,309	31,697	16,068	15,629
1_4	26,453	13,473	12,980	93,827	47,863	45,964	120,280	61,336	58,944
0-14	89,610	45,496	44,114	354,527	181,496	173,031	444,137	226,992	217,145
15-24	44,792	21,025	23,767	206,371	107,420	98,951	251,163	128,445	122,718
15-49	200,622	94,138	106,484	477,537	221,247	256,290	678,159	315,385	362,774
15-59	223,596	104,369	119,227	526,282	237,696	288,586	749,878	342,065	407,813
15-64	228,734	106,490	122,244	543,602	244,742	298,860	772,336	351,232	421,104
60+	9,991	3,458	6,533	55,077	27,193	27,884	65,068	30,651	34,417
65+	4,853	1,337	3,516	37,757	20,147	17,610	42,610	21,484	21,126
70+	2,135	386	1,749	24,186	13,878	10,308	26,321	14,264	12,057
17+	224,987	103,597	121,390	535,310	241,058	294,252	760,297	344,655	415,642

SCHOOL GOING AGES										
6	6,301	3,211	3,090	23,505	12,031	11,474	29,806	15,242	14,564	
7	6,177	3,146	3,031	23,593	12,085	11,508	29,770	15,231	14,539	
8	6,032	3,073	2,959	23,638	12,111	11,527	29,670	15,184	14,486	
9	5,882	2,995	2,887	23,634	12,118	11,516	29,516	15,113	14,403	
10	5,668	2,883	2,785	23,642	12,130	11,512	29,310	15,013	14,297	
11	5,395	2,730	2,665	23,656	12,153	11,503	29,051	14,883	14,168	
12	5,126	2,582	2,544	23,624	12,150	11,474	28,750	14,732	14,018	

6_12	40,581	20,620	19,961		165,292	84,778	80,514		205,873	105,398	100,475
13	4,842	2,427	2,415		23,570	12,133	11,437		28,412	14,560	13,852
14	4,563	2,276	2,287		23,472	12,099	11,373		28,035	14,375	13,660
15	4,361	2,157	2,204		23,225	11,996	11,229		27,586	14,153	13,433
16	4,239	2,073	2,166		22,824	11,835	10,989		27,063	13,908	13,155
17	4,118	1,992	2,126		22,375	11,640	10,735		26,493	13,632	12,861
13-17	22,123	10,925	11,198		115,466	59,703	55,763		137,589	70,628	66,961
18	3,991	1,906	2,085		22,059	11,525	10,534		26,050	13,431	12,619
19	4,482	2,161	2,321		17,388	8,988	8,400		21,870	11,149	10,721
20	4,147	1,945	2,202		19,919	10,421	9,498		24,066	12,366	11,700
21	4,303	1,978	2,325		20,433	10,702	9,731		24,736	12,680	12,056
22	4,630	2,097	2,533		20,124	10,524	9,600		24,754	12,621	12,133
23	5,042	2,270	2,772		19,419	10,120	9,299		24,461	12,390	12,071
24	5,479	2,446	3,033		18,605	9,669	8,936		24,084	12,115	11,969
18 - 24	32,074	14,803	17,271		137,947	71,949	65,998		170,021	86,752	83,269
6_24	94,778	46,348	48,430		418,705	216,430	202,275		513,483	262,778	250,705

2027	URBAN				RURAL				SWAZILAND		
SPECIAL AGE GROUPS	BOTH SEXES	MALE	FEMALE		BOTH SEXES	MALE	FEMALE		BOTH SEXES	MALE	FEMALE
0	6,704	3,406	3,298		24,807	12,568	12,239		31,511	15,974	15,537
1_4	26,506	13,500	13,006		93,272	47,578	45,694		119,778	61,078	58,700
0-14	91,076	46,242	44,834		353,401	180,916	172,485		444,477	227,158	217,319
15-24	45,432	21,449	23,983		207,928	108,444	99,484		253,360	129,893	123,467
15-49	203,318	95,518	107,800		482,822	224,443	258,379		686,140	319,961	366,179

15-59	227,330	106,178	121,152		532,466	240,826	291,640		759,796	347,004	412,792
15-64	232,760	108,387	124,373		550,010	247,859	302,151		782,770	356,246	426,524
60+	10,479	3,586	6,893		55,674	27,405	28,269		66,153	30,991	35,162
65+	5,049	1,377	3,672		38,130	20,372	17,758		43,179	21,749	21,430
70+	2,203	382	1,821		24,416	14,087	10,329		26,619	14,469	12,150
17+	228,854	105,352	123,502		541,721	244,213	297,508		770,575	349,565	421,010

SCHOOL GOING AGES											
6	6,414	3,267	3,147		23,341	11,950	11,391		29,755	15,217	14,538
7	6,295	3,208	3,087		23,428	11,997	11,431		29,723	15,205	14,518
8	6,170	3,142	3,028		23,515	12,051	11,464		29,685	15,193	14,492
9	6,024	3,069	2,955		23,563	12,078	11,485		29,587	15,147	14,440
10	5,828	2,962	2,866		23,610	12,115	11,495		29,438	15,077	14,361
11	5,564	2,819	2,745		23,672	12,159	11,513		29,236	14,978	14,258
12	5,295	2,668	2,627		23,683	12,180	11,503		28,978	14,848	14,130
6_12	41,590	21,135	20,455		164,812	84,530	80,282		206,402	105,665	100,737
13	5,024	2,519	2,505		23,655	12,180	11,475		28,679	14,699	13,980
14	4,740	2,364	2,376		23,601	12,162	11,439		28,341	14,526	13,815
15	4,539	2,248	2,291		23,390	12,083	11,307		27,929	14,331	13,598
16	4,416	2,164	2,252		23,029	11,935	11,094		27,445	14,099	13,346
17	4,294	2,079	2,215		22,632	11,777	10,855		26,926	13,856	13,070
13-17	23,013	11,374	11,639		116,307	60,137	56,170		139,320	71,511	67,809
18	4,173	1,999	2,174		22,184	11,580	10,604		26,357	13,579	12,778
19	4,046	1,913	2,133		21,871	11,467	10,404		25,917	13,380	12,537
20					17,047				21,704		

	4,657	2,230	2,427			8,841	8,206			11,071	10,633
21	4,444	2,077	2,367		19,391	10,170	9,221		23,835	12,247	11,588
22	4,601	2,110	2,491		19,900	10,449	9,451		24,501	12,559	11,942
23	4,925	2,228	2,697		19,594	10,273	9,321		24,519	12,501	12,018
24	5,337	2,401	2,936		18,890	9,869	9,021		24,227	12,270	11,957
18 - 24	32,183	14,958	17,225		138,877	72,649	66,228		171,060	87,607	83,453
6_24	96,786	47,467	49,319		419,996	217,316	202,680		516,782	264,783	251,999

2028	URBAN			RURAL			SWAZILAND		
SPECIAL AGE GROUPS	BOTH SEXES	MALE	FEMALE	BOTH SEXES	MALE	FEMALE	BOTH SEXES	MALE	FEMALE
0	6,637	3,372	3,265	24,716	12,522	12,194	31,353	15,894	15,459
1_4	26,457	13,475	12,982	92,761	47,315	45,446	119,218	60,790	58,428
0-14	92,298	46,865	45,433	352,090	180,243	171,847	444,388	227,108	217,280
15-24	46,404	22,011	24,393	209,332	109,334	99,998	255,736	131,345	124,391
15-49	206,001	96,906	109,095	487,990	227,623	260,367	693,991	324,529	369,462
15-59	231,122	108,030	123,092	538,631	243,979	294,652	769,753	352,009	417,744
15-64	236,919	110,356	126,563	556,411	250,986	305,425	793,330	361,342	431,988
60+	11,057	3,746	7,311	56,305	27,599	28,706	67,362	31,345	36,017
65+	5,260	1,420	3,840	38,525	20,592	17,933	43,785	22,012	21,773
70+	2,293	391	1,902	24,652	14,281	10,371	26,945	14,672	12,273
17+	232,869	107,186	125,683	548,221	247,408	300,813	781,090	354,594	426,496

SCHOOL GOING AGES											
6	6,504	3,314	3,190		23,179	11,865	11,314		29,683	15,179	14,504

7	6,408	3,264	3,144		23,264	11,916	11,348		29,672	15,180	14,492
8	6,287	3,204	3,083		23,354	11,964	11,390		29,641	15,168	14,473
9	6,163	3,138	3,025		23,439	12,018	11,421		29,602	15,156	14,446
10	5,968	3,035	2,933		23,539	12,075	11,464		29,507	15,110	14,397
11	5,725	2,898	2,827		23,640	12,144	11,496		29,365	15,042	14,323
12	5,462	2,756	2,706		23,703	12,189	11,514		29,165	14,945	14,220
6_12	42,517	21,609	20,908		164,118	84,171	79,947		206,635	105,780	100,855
13	5,192	2,604	2,588		23,713	12,209	11,504		28,905	14,813	14,092
14	4,921	2,456	2,465		23,687	12,209	11,478		28,608	14,665	13,943
15	4,717	2,336	2,381		23,519	12,147	11,372		28,236	14,483	13,753
16	4,593	2,254	2,339		23,196	12,023	11,173		27,789	14,277	13,512
17	4,472	2,171	2,301		22,835	11,876	10,959		27,307	14,047	13,260
13-17	23,895	11,821	12,074		116,950	60,464	56,486		140,845	72,285	68,560
18	4,349	2,086	2,263		22,442	11,718	10,724		26,791	13,804	12,987
19	4,227	2,005	2,222		21,996	11,522	10,474		26,223	13,527	12,696
20	4,225	1,984	2,241		21,507	11,309	10,198		25,732	13,293	12,439
21	4,955	2,362	2,593		16,536	8,599	7,937		21,491	10,961	10,530
22	4,744	2,210	2,534		18,865	9,920	8,945		23,609	12,130	11,479
23	4,900	2,243	2,657		19,370	10,197	9,173		24,270	12,440	11,830
24	5,222	2,360	2,862		19,066	10,023	9,043		24,288	12,383	11,905
18 - 24	32,622	15,250	17,372		139,782	73,288	66,494		172,404	88,538	83,866
6_24	99,034	48,680	50,354		420,850	217,923	202,927		519,884	266,603	253,281

2029	URBAN				RURAL				SWAZILAND		
SPECIAL AGE GROUPS	BOTH SEXES	MALE	FEMALE		BOTH SEXES	MALE	FEMALE		BOTH SEXES	MALE	FEMALE
0	6,551	3,328	3,223		24,735	12,532	12,203		31,286	15,860	15,426
1_4	26,315	13,402	12,913		92,318	47,087	45,231		118,633	60,489	58,144
0-14	93,254	47,352	45,902		350,745	179,548	171,197		443,999	226,900	217,099
15-24	47,683	22,710	24,973		210,642	110,115	100,527		258,325	132,825	125,500
15-49	208,608	98,264	110,344		493,079	230,807	262,272		701,687	329,071	372,616
15-59	234,978	109,926	125,052		544,732	247,135	297,597		779,710	357,061	422,649
15-64	241,214	112,400	128,814		562,762	254,112	308,650		803,976	366,512	437,464
60+	11,719	3,939	7,780		56,964	27,775	29,189		68,683	31,714	36,969
65+	5,483	1,465	4,018		38,934	20,798	18,136		44,417	22,263	22,154
70+	2,411	410	2,001		24,890	14,467	10,423		27,301	14,877	12,424
17+	237,028	109,095	127,933		554,766	250,629	304,137		791,794	359,724	432,070

SCHOOL GOING AGES											
6	6,567	3,345	3,222		23,021	11,785	11,236		29,588	15,130	14,458
7	6,497	3,311	3,186		23,104	11,831	11,273		29,601	15,142	14,459
8	6,401	3,260	3,141		23,188	11,883	11,305		29,589	15,143	14,446
9	6,280	3,200	3,080		23,279	11,931	11,348		29,559	15,131	14,428
10	6,107	3,104	3,003		23,417	12,016	11,401		29,524	15,120	14,404
11	5,864	2,971	2,893		23,571	12,105	11,466		29,435	15,076	14,359
12	5,620	2,833	2,787		23,673	12,175	11,498		29,293	15,008	14,285
6_12	43,336	22,024	21,312		163,253	83,726	79,527		206,589	105,750	100,839
13	5,360				23,734				29,094		

		2,693	2,667			12,218	11,516			14,911	14,183
14	5,089	2,540	2,549		23,744	12,239	11,505		28,833	14,779	14,054
15	4,896	2,427	2,469		23,606	12,194	11,412		28,502	14,621	13,881
16	4,773	2,343	2,430		23,324	12,087	11,237		28,097	14,430	13,667
17	4,649	2,261	2,388		23,002	11,963	11,039		27,651	14,224	13,427
13-17	24,767	12,264	12,503		117,410	60,701	56,709		142,177	72,965	69,212
18	4,526	2,177	2,349		22,646	11,818	10,828		27,172	13,995	13,177
19	4,405	2,093	2,312		22,253	11,660	10,593		26,658	13,753	12,905
20	4,406	2,076	2,330		21,631	11,364	10,267		26,037	13,440	12,597
21	4,527	2,118	2,409		20,968	11,052	9,916		25,495	13,170	12,325
22	5,256	2,495	2,761		16,026	8,358	7,668		21,282	10,853	10,429
23	5,045	2,344	2,701		18,343	9,672	8,671		23,388	12,016	11,372
24	5,200	2,376	2,824		18,843	9,947	8,896		24,043	12,323	11,720
18 - 24	33,365	15,679	17,686		140,710	73,871	66,839		174,075	89,550	84,525
6_24	101,468	49,967	51,501		421,373	218,298	203,075		522,841	268,265	254,576

2030	URBAN			RURAL			SWAZILAND		
SPECIAL AGE GROUPS	BOTH SEXES	MALE	FEMALE	BOTH SEXES	MALE	FEMALE	BOTH SEXES	MALE	FEMALE
0	6,458	3,281	3,177	24,765	12,547	12,218	31,223	15,828	15,395
1_4	26,100	13,292	12,808	92,057	46,950	45,107	118,157	60,242	57,915
0-14	93,951	47,708	46,243	349,403	178,851	170,552	443,354	226,559	216,795
15-24	49,165	23,482	25,683	212,221	110,998	101,223	261,386	134,480	126,906
15-49	211,126	99,583	111,543	498,104	233,994	264,110	709,230	333,577	375,653
15-59	238,899	111,863	127,036	550,738	250,281	300,457	789,637	362,144	427,493
15-64	245,600	114,500	131,100	569,042	257,228	311,814	814,642	371,728	442,914

60+	12,448	4,158	8,290		57,651	27,932	29,719		70,099	32,090	38,009
65+	5,747	1,521	4,226		39,347	20,985	18,362		45,094	22,506	22,588
70+	2,540	437	2,103		25,143	14,642	10,501		27,683	15,079	12,604
17+	241,330	111,076	130,254		561,315	253,854	307,461		802,645	364,930	437,715

SCHOOL GOING AGES											
6	6,596	3,361	3,235		22,885	11,713	11,172		29,481	15,074	14,407
7	6,559	3,341	3,218		22,948	11,753	11,195		29,507	15,094	14,413
8	6,490	3,307	3,183		23,031	11,799	11,232		29,521	15,106	14,415
9	6,395	3,257	3,138		23,112	11,849	11,263		29,507	15,106	14,401
10	6,223	3,165	3,058		23,258	11,930	11,328		29,481	15,095	14,386
11	6,003	3,040	2,963		23,449	12,046	11,403		29,452	15,086	14,366
12	5,759	2,906	2,853		23,605	12,136	11,469		29,364	15,042	14,322
6_12	44,025	22,377	21,648		162,288	83,226	79,062		206,313	105,603	100,710
13	5,515	2,768	2,747		23,707	12,206	11,501		29,222	14,974	14,248
14	5,256	2,629	2,627		23,767	12,248	11,519		29,023	14,877	14,146
15	5,066	2,512	2,554		23,661	12,223	11,438		28,727	14,735	13,992
16	4,951	2,433	2,518		23,413	12,136	11,277		28,364	14,569	13,795
17	4,828	2,349	2,479		23,131	12,028	11,103		27,959	14,377	13,582
13-17	25,616	12,691	12,925		117,679	60,841	56,838		143,295	73,532	69,763
18	4,705	2,268	2,437		22,811	11,904	10,907		27,516	14,172	13,344
19	4,582	2,184	2,398		22,457	11,760	10,697		27,039	13,944	13,095
20	4,585	2,164	2,421		21,886	11,501	10,385		26,471	13,665	12,806
21	4,711	2,212	2,499		21,090	11,106	9,984		25,801	13,318	12,483
22											

	4,831	2,253	2,578		20,432	10,797	9,635		25,263	13,050	12,213
23	5,559	2,629	2,930		15,518	8,118	7,400		21,077	10,747	10,330
24	5,347	2,478	2,869		17,822	9,425	8,397		23,169	11,903	11,266
18 - 24	34,320	16,188	18,132		142,016	74,611	67,405		176,336	90,799	85,537
6_24	103,961	51,256	52,705		421,983	218,678	203,305		525,944	269,934	256,010

Table 8: Regions Special and School Going Populations by Age and Sex

2007	HHOHHO			MANZINI			SHISELWENI		
SPECIAL AGE GROUPS	BOTH SEXES	MALE	FEMALE	BOTH SEXES	MALE	FEMALE	BOTH SEXES	MALE	FEMALE
0	7,151	3,612	3,539	7,588	3,778	3,811	5,257	2,631	2,626
1_4	29,483	14,837	14,646	31,815	16,001	15,814	22,798	11,585	11,213
0-14	108,040	53,331	54,708	118,635	58,058	60,577	84,663	42,087	42,576
15-24	61,671	29,317	32,354	71,206	33,058	38,149	46,372	21,878	24,494
15-49	145,536	68,820	76,717	169,232	78,248	90,985	100,003	45,102	54,901
15-59	160,276	75,562	84,713	185,270	85,521	99,748	110,385	49,452	60,933
15-64	165,454	77,868	87,586	190,983	87,992	102,990	114,511	51,148	63,363
60+	14,866	6,175	8,691	16,482	6,695	9,787	13,471	5,170	8,301
65+	9,688	3,869	5,818	10,769	4,224	6,545	9,345	3,473	5,871
70+	5,786	2,185	3,601	6,525	2,415	4,110	6,011	2,144	3,867
17+	161,740	75,307	86,432	186,550	85,046	101,504	113,241	49,508	63,733

2007	LUBOMBO			SWAZILAND		
SPECIAL AGE GROUPS	BOTH SEXES	MALE	FEMALE	BOTH SEXES	MALE	FEMALE
0	5,285	2,631	2,654	25,281	12,652	12,629
1_4	23,327	11,750	11,577	107,422	54,172	53,250
0-14	83,410	41,294	42,117	394,748	194,770	199,978
15-24	44,953	21,497	23,456	224,202	105,749	118,453
15-49	103,041	49,157	53,884	517,813	241,326	276,487
15-59	113,514	54,228	59,286	569,444	264,763	304,681

15-64	117,219	55,941	61,277		588,167	272,950	315,217
60+	11,090	4,636	6,454		55,910	22,676	33,234
65+	7,385	2,922	4,463		37,187	14,489	22,698
70+	4,551	1,680	2,871		22,874	8,424	14,450
17+	114,511	53,984	60,528		576,042	263,845	312,197

2008	HHOHHO			MANZINI			SHISELWENI		
SPECIAL AGE GROUPS	BOTH SEXES	MALE	FEMALE	BOTH SEXES	MALE	FEMALE	BOTH SEXES	MALE	FEMALE
0	8,633	4,399	4,234	8,866	4,502	4,364	5,560	2,823	2,737
1_4	28,660	14,509	14,151	30,804	15,510	15,293	21,886	11,122	10,763
0-14	108,883	54,024	54,860	118,937	58,523	60,414	84,116	41,992	42,123
15-24	62,670	29,909	32,760	72,626	33,764	38,862	46,920	22,297	24,623
15-49	148,600	70,142	78,458	173,651	79,852	93,800	100,833	45,310	55,523
15-59	163,548	76,974	86,574	189,945	87,203	102,742	111,143	49,610	61,533
15-64	168,738	79,306	89,432	195,665	89,691	105,975	115,227	51,294	63,933
60+	14,922	6,351	8,571	16,566	6,878	9,688	13,390	5,272	8,118
65+	9,732	4,018	5,714	10,845	4,390	6,455	9,306	3,588	5,718
70+	5,793	2,274	3,519	6,557	2,540	4,017	5,972	2,225	3,747
17+	164,900	76,793	88,107	191,076	86,788	104,288	113,776	49,665	64,111

2008	LUBOMBO		SWAZILAND			
SPECIAL AGE GROUPS	BOTH SEXES	MALE	FEMALE	BOTH SEXES	MALE	FEMALE
0	6,765			29,824		

		3,399	3,366			15,123	14,701
1_4	22,230	11,193	11,037		103,579	52,335	51,244
0-14	84,196	41,801	42,395		396,132	196,340	199,792
15-24	45,643	21,934	23,708		227,859	107,905	119,954
15-49	104,479	49,691	54,788		527,563	244,995	282,568
15-59	114,965	54,760	60,205		579,601	268,547	311,054
15-64	118,688	56,493	62,195		598,318	276,784	321,534
60+	11,136	4,744	6,392		56,014	23,245	32,769
65+	7,414	3,012	4,402		37,297	15,008	22,289
70+	4,565	1,745	2,820		22,887	8,784	14,103
17+	115,867	54,536	61,330		585,619	267,783	317,836

2009	HHOHHO				MANZINI				SHISELWENI		
SPECIAL AGE GROUPS	BOTH SEXES	MALE	FEMALE		BOTH SEXES	MALE	FEMALE		BOTH SEXES	MALE	FEMALE
0	8,742	4,454	4,287		9,066	4,601	4,465		5,575	2,831	2,744
1_4	29,271	14,925	14,346		31,064	15,707	15,356		21,287	10,835	10,452
0-14	109,724	54,710	55,014		119,318	59,015	60,303		83,499	41,848	41,651
15-24	63,611	30,474	33,137		73,929	34,436	39,492		47,573	22,774	24,799
15-49	151,657	71,461	80,196		178,057	81,461	96,596		101,746	45,590	56,157
15-59	166,830	78,385	88,445		194,642	88,897	105,745		111,998	49,840	62,158
15-64	172,042	80,745	91,296		200,362	91,398	108,964		116,035	51,508	64,526
60+	14,997	6,525	8,473		16,657	7,054	9,603		13,309	5,364	7,945
65+	9,786	4,164	5,622		10,936	4,553	6,383		9,272	3,695	5,577
70+	5,817	2,369	3,448		6,605	2,669	3,936		5,943	2,307	3,636

17+	168,098	78,287	89,811		195,658	88,543	107,115		114,378	49,876	64,502
-----	---------	--------	--------	--	---------	--------	---------	--	---------	--------	--------

2009	LUBOMBO			SWAZILAND		
SPECIAL AGE GROUPS	BOTH SEXES	MALE	FEMALE	BOTH SEXES	MALE	FEMALE
0	6,783	3,403	3,381	30,166	15,289	14,877
1_4	22,527	11,342	11,185	104,149	52,809	51,340
0-14	84,876	42,243	42,633	397,417	197,816	199,601
15-24	46,374	22,395	23,978	231,487	110,080	121,407
15-49	105,967	50,270	55,696	537,427	248,782	288,645
15-59	116,471	55,332	61,139	589,941	272,453	317,488
15-64	120,210	57,081	63,129	608,648	280,732	327,916
60+	11,188	4,849	6,339	56,151	23,792	32,359
65+	7,449	3,100	4,349	37,444	15,513	21,931
70+	4,587	1,811	2,776	22,952	9,156	13,796
17+	117,264	55,119	62,144	595,398	271,825	323,573

2010	HHOHHO			MANZINI			SHISELWENI		
SPECIAL AGE GROUPS	BOTH SEXES	MALE	FEMALE	BOTH SEXES	MALE	FEMALE	BOTH SEXES	MALE	FEMALE
0	8,888	4,529	4,359	9,288	4,713	4,575	5,597	2,842	2,755
1_4	30,019	15,388	14,631	31,595	16,014	15,581	20,784	10,582	10,203
0-14	110,635	55,426	55,209	119,832	59,559	60,272	82,845	41,672	41,173
15-24	64,477	31,003	33,474	75,103	35,065	40,038	48,282	23,282	24,999
15-49	154,686	72,766	81,919	182,419	83,065	99,355	102,709	45,924	56,785
15-59	170,095	79,783	90,312	199,322	90,587	108,736	112,913	50,121	62,793

15-64	175,339	82,171	93,168		205,049	93,104	111,946		116,900	51,774	65,127
60+	15,088	6,695	8,394		16,759	7,226	9,533		13,230	5,448	7,782
65+	9,844	4,307	5,538		11,032	4,709	6,323		9,243	3,795	5,448
70+	5,854	2,469	3,385		6,662	2,797	3,865		5,923	2,390	3,533
17+	171,330	79,783	91,547		200,285	90,306	109,980		115,068	50,145	64,924

2010	LUBOMBO			SWAZILAND			
SPECIAL AGE GROUPS	BOTH SEXES	MALE	FEMALE		BOTH SEXES	MALE	FEMALE
0	6,857	3,440	3,417		30,630	15,524	15,106
1_4	22,874	11,501	11,373		105,272	53,485	51,787
0-14	85,536	42,671	42,865		398,847	199,328	199,519
15-24	47,115	22,864	24,251		234,976	112,214	122,762
15-49	107,478	50,879	56,599		547,292	252,634	294,658
15-59	118,007	55,932	62,075		600,338	276,423	323,915
15-64	121,762	57,696	64,066		619,051	284,745	334,306
60+	11,244	4,950	6,294		56,321	24,319	32,002
65+	7,489	3,186	4,302		37,608	15,997	21,611
70+	4,616	1,878	2,737		23,055	9,534	13,521
17+	118,706	55,734	62,972		605,390	275,968	329,422

2011	HHOHHO			MANZINI			SHISELWENI			
SPECIAL AGE GROUPS	BOTH SEXES	MALE	FEMALE		BOTH SEXES	MALE	FEMALE	BOTH SEXES	MALE	FEMALE
0	9,032	4,602	4,430		9,489	4,815	4,674	5,591	2,838	2,752
1_4	31,093	15,996	15,097		32,591	16,548	16,043	20,545	10,461	10,084
0-14	111,649	56,181	55,469		120,504	60,170	60,334	82,164	41,467	40,697

15-24	65,253	31,491	33,762		76,131	35,642	40,489		48,988	23,790	25,198
15-49	157,672	74,063	83,609		186,718	84,659	102,059		103,691	46,296	57,395
15-59	173,333	81,176	92,157		203,965	92,269	111,695		113,863	50,444	63,419
15-64	178,619	83,591	95,028		209,705	94,801	114,905		117,806	52,083	65,723
60+	15,192	6,860	8,332		16,870	7,390	9,480		13,157	5,525	7,631
65+	9,906	4,445	5,461		11,130	4,859	6,271		9,213	3,886	5,327
70+	5,901	2,572	3,329		6,729	2,923	3,806		5,910	2,474	3,436
17+	174,596	81,285	93,312		204,953	92,084	112,869		115,863	50,479	65,384

2011	LUBOMBO				SWAZILAND		
SPECIAL AGE GROUPS	BOTH SEXES	MALE	FEMALE		BOTH SEXES	MALE	FEMALE
0	6,928	3,475	3,452		31,039	15,731	15,308
1_4	23,552	11,824	11,728		107,781	54,829	52,952
0-14	86,214	43,100	43,114		400,531	200,917	199,614
15-24	47,838	23,324	24,514		238,210	114,246	123,964
15-49	109,004	51,515	57,490		557,085	256,533	300,552
15-59	119,561	56,554	63,007		610,721	280,443	330,278
15-64	123,333	58,335	64,998		629,463	288,810	340,653
60+	11,302	5,050	6,252		56,521	24,826	31,695
65+	7,530	3,269	4,261		37,779	16,459	21,320
70+	4,646	1,946	2,700		23,186	9,915	13,271
17+	120,217	56,389	63,828		615,630	280,237	335,393

2012	HHOHHO			MANZINI			SHISELWENI		
SPECIAL AGE GROUPS	BOTH SEXES	MALE	FEMALE	BOTH SEXES	MALE	FEMALE	BOTH SEXES	MALE	FEMALE
0	9,171	4,672	4,499	9,669	4,907	4,763	5,553	2,820	2,734
1_4	32,857	16,932	15,924	34,379	17,526	16,854	20,864	10,658	10,206
0-14	112,797	56,992	55,805	121,351	60,849	60,502	81,463	41,238	40,225
15-24	65,923	31,927	33,996	77,003	36,162	40,841	49,655	24,279	25,375
15-49	160,598	75,344	85,254	190,940	86,247	104,693	104,672	46,698	57,974
15-59	176,527	82,555	93,972	208,548	93,946	114,602	114,822	50,795	64,027
15-64	181,865	85,000	96,865	214,324	96,496	117,828	118,734	52,428	66,307
60+	15,310	7,023	8,287	16,997	7,550	9,447	13,092	5,598	7,494
65+	9,972	4,579	5,394	11,222	5,000	6,222	9,180	3,966	5,215
70+	5,956	2,679	3,276	6,803	3,047	3,755	5,904	2,558	3,346
17+	177,886	82,791	95,094	209,642	93,879	115,764	116,746	50,869	65,877

2012	LUBOMBO			SWAZILAND		
SPECIAL AGE GROUPS	BOTH SEXES	MALE	FEMALE	BOTH SEXES	MALE	FEMALE
0	6,999	3,512	3,487	31,392	15,910	15,482
1_4	25,068	12,609	12,460	113,168	57,724	55,444
0-14	86,938	43,542	43,396	402,549	202,621	199,928
15-24	48,521	23,761	24,760	241,102	116,130	124,972
15-49	110,541	52,176	58,365	566,751	260,464	306,287
15-59	121,132	57,200	63,932	621,029	284,496	336,533

15-64	124,918	58,993	65,925		639,841	292,916	346,925
60+	11,359	5,143	6,216		56,759	25,315	31,444
65+	7,573	3,351	4,222		37,947	16,895	21,052
70+	4,676	2,012	2,664		23,338	10,296	13,042
17+	121,789	57,081	64,708		626,063	284,620	341,443

2013	HHOHHO			MANZINI			SHISELWENI		
SPECIAL AGE GROUPS	BOTH SEXES	MALE	FEMALE	BOTH SEXES	MALE	FEMALE	BOTH SEXES	MALE	FEMALE
0	9,296	4,736	4,560	9,834	4,990	4,844	5,515	2,800	2,715
1_4	33,368	17,192	16,175	35,142	17,911	17,232	20,865	10,658	10,207
0-14	114,075	57,854	56,221	122,386	61,602	60,784	80,763	40,994	39,768
15-24	66,486	32,315	34,171	77,717	36,620	41,097	50,216	24,711	25,505
15-49	163,458	76,614	86,844	195,056	87,817	107,240	105,631	47,117	58,514
15-59	179,665	83,924	95,742	213,035	95,602	117,433	115,771	51,164	64,607
15-64	185,065	86,397	98,668	218,871	98,175	120,696	119,657	52,790	66,867
60+	15,443	7,181	8,263	17,147	7,708	9,440	13,035	5,665	7,370
65+	10,043	4,707	5,336	11,312	5,135	6,177	9,148	4,039	5,109
70+	6,015	2,787	3,229	6,888	3,170	3,718	5,904	2,641	3,264
17+	181,171	84,298	96,873	214,313	95,669	118,644	117,675	51,296	66,379

2013	LUBOMBO			SWAZILAND		
SPECIAL AGE GROUPS	BOTH SEXES	MALE	FEMALE	BOTH SEXES	MALE	FEMALE
0	7,063	3,544	3,519	31,708	16,070	15,638
1_4	25,288	12,715	12,573	114,663	58,476	56,187

0-14	87,712	43,999	43,713		404,936	204,449	200,487
15-24	49,137	24,163	24,974		243,556	117,809	125,747
15-49	112,077	52,856	59,220		576,222	264,404	311,818
15-59	122,708	57,864	64,845		631,180	288,554	342,626
15-64	126,508	59,667	66,841		650,101	297,029	353,072
60+	11,417	5,232	6,185		57,042	25,785	31,257
65+	7,618	3,429	4,188		38,121	17,310	20,811
70+	4,705	2,074	2,631		23,512	10,671	12,841
17+	123,392	57,797	65,594		636,551	289,060	347,491

2014	HHOHHO			MANZINI			SHISELWENI		
SPECIAL AGE GROUPS	BOTH SEXES	MALE	FEMALE	BOTH SEXES	MALE	FEMALE	BOTH SEXES	MALE	FEMALE
0	9,407	4,793	4,615	9,979	5,063	4,916	5,473	2,779	2,694
1_4	33,899	17,466	16,434	35,878	18,285	17,593	20,818	10,633	10,184
0-14	115,466	58,756	56,710	123,603	62,425	61,178	80,076	40,747	39,329
15-24	66,963	32,661	34,302	78,279	37,015	41,264	50,620	25,054	25,566
15-49	166,246	77,872	88,373	199,055	89,364	109,691	106,551	47,544	59,007
15-59	182,749	85,281	97,468	217,415	97,237	120,178	116,688	51,535	65,152
15-64	188,216	87,785	100,431	223,323	99,831	123,492	120,556	53,156	67,400
60+	15,593	7,337	8,256	17,316	7,858	9,458	12,985	5,725	7,260
65+	10,126	4,833	5,293	11,409	5,265	6,143	9,117	4,104	5,013
70+	6,076	2,889	3,187	6,981	3,288	3,693	5,909	2,718	3,191
17+	184,422	85,787	98,635	218,936	97,449	121,487	118,619	51,742	66,877

2014	LUBOMBO			SWAZILAND		
SPECIAL AGE GROUPS	BOTH SEXES	MALE	FEMALE	BOTH SEXES	MALE	FEMALE
0	7,123	3,575	3,548	31,983	16,210	15,773
1_4	25,559	12,851	12,708	116,154	59,235	56,919
0-14	88,552	44,485	44,067	407,697	206,413	201,284
15-24	49,651	24,505	25,146	245,513	119,235	126,278
15-49	113,595	53,545	60,050	585,447	268,325	317,122
15-59	124,275	58,531	65,744	641,127	292,585	348,542
15-64	128,081	60,340	67,741	660,176	301,111	359,065
60+	11,471	5,314	6,157	57,365	26,234	31,131
65+	7,664	3,505	4,159	38,316	17,708	20,608
70+	4,740	2,138	2,602	23,706	11,033	12,673
17+	125,009	58,531	66,478	646,986	293,509	353,477

2015	HHOHHO			MANZINI			SHISELWENI		
SPECIAL AGE GROUPS	BOTH SEXES	MALE	FEMALE	BOTH SEXES	MALE	FEMALE	BOTH SEXES	MALE	FEMALE
0	9,505	4,843	4,663	10,102	5,125	4,977	5,427	2,755	2,672
1_4	34,402	17,724	16,678	36,544	18,624	17,920	20,716	10,581	10,134
0-14	116,957	59,694	57,262	124,982	63,309	61,672	79,387	40,486	38,901
15-24	67,344	32,962	34,382	78,693	37,349	41,344	50,899	25,325	25,575
15-49	168,954	79,114	89,841	202,914	90,882	112,032	107,437	47,981	59,456
15-59	185,770	86,622	99,148	221,678	98,845	122,833	117,587	51,920	65,667
15-64	191,316	89,159	102,157	227,678	101,461	126,216	121,439	53,530	67,909
60+	15,765	7,495	8,271	17,510	8,006	9,504	12,939	5,774	7,165

65+	10,220	4,958	5,262		11,510	5,390	6,120		9,087	4,164	4,923
70+	6,141	2,990	3,151		7,072	3,399	3,673		5,915	2,789	3,126
17+	187,629	87,262	100,367		223,480	99,206	124,274		119,550	52,195	67,355

2015	LUBOMBO			SWAZILAND		
SPECIAL AGE GROUPS	BOTH SEXES	MALE	FEMALE	BOTH SEXES	MALE	FEMALE
0	7,176	3,602	3,574	32,210	16,325	15,885
1_4	25,817	12,980	12,837	117,478	59,909	57,569
0-14	89,440	44,986	44,454	410,766	208,476	202,290
15-24	50,082	24,803	25,279	247,018	120,438	126,580
15-49	115,098	54,247	60,850	594,403	272,224	322,179
15-59	125,841	59,211	66,629	650,876	296,599	354,277
15-64	129,645	61,019	68,627	670,078	305,169	364,909
60+	11,519	5,387	6,132	57,733	26,662	31,071
65+	7,714	3,580	4,134	38,531	18,092	20,439
70+	4,774	2,199	2,575	23,902	11,377	12,525
17+	126,629	59,275	67,355	657,289	297,938	359,351

2016	HHOHHO			MANZINI			SHISELWENI		
SPECIAL AGE GROUPS	BOTH SEXES	MALE	FEMALE	BOTH SEXES	MALE	FEMALE	BOTH SEXES	MALE	FEMALE
0	9,586	4,883	4,703	10,200	5,176	5,024	5,378	2,731	2,648
1_4	34,862	17,958	16,903	37,139	18,927	18,212	20,573	10,510	10,064
0-14	118,516	60,650	57,866	126,473	64,223	62,250	78,675	40,197	38,478

15-24	67,654	33,233	34,421		78,974	37,637	41,337		51,082	25,545	25,537
15-49	171,579	80,342	91,237		206,639	92,383	114,256		108,301	48,438	59,863
15-59	188,756	87,964	100,793		225,848	100,444	125,404		118,482	52,326	66,156
15-64	194,384	90,534	103,850		231,961	103,086	128,875		122,314	53,921	68,394
60+	15,947	7,649	8,298		17,728	8,152	9,576		12,895	5,813	7,081
65+	10,319	5,078	5,241		11,615	5,510	6,105		9,062	4,219	4,843
70+	6,204	3,087	3,117		7,162	3,507	3,655		5,921	2,855	3,067
17+	190,797	88,725	102,072		227,929	100,934	126,995		120,451	52,638	67,813

2016	LUBOMBO				SWAZILAND		
SPECIAL AGE GROUPS	BOTH SEXES	MALE	FEMALE		BOTH SEXES	MALE	FEMALE
0	7,222	3,626	3,597		32,386	16,415	15,971
1_4	26,060	13,104	12,956		118,634	60,499	58,135
0-14	90,337	45,481	44,856		414,001	210,551	203,450
15-24	50,467	25,076	25,391		248,177	121,491	126,686
15-49	116,619	54,981	61,637		603,137	276,144	326,993
15-59	127,431	59,920	67,511		660,517	300,653	359,864
15-64	131,235	61,721	69,513		679,894	309,262	370,632
60+	11,570	5,456	6,114		58,139	27,070	31,069
65+	7,766	3,654	4,112		38,762	18,461	20,301
70+	4,810	2,257	2,553		24,098	11,706	12,392
17+	128,232	60,013	68,219		667,409	302,310	365,099

2017	HHOHHO				MANZINI				SHISELWENI		
------	--------	--	--	--	---------	--	--	--	------------	--	--

SPECIAL AGE GROUPS	TOTAL	MALE	FEMALE		TOTAL	MALE	FEMALE		TOTAL	MALE	FEMALE
0	9,648	4,915	4,733		10,273	5,213	5,060		5,322	2,702	2,620
1_4	35,266	18,167	17,099		37,656	19,190	18,466		20,422	10,434	9,989
0-14	120,103	61,602	58,500		128,036	65,142	62,895		77,902	39,858	38,045
15-24	67,912	33,481	34,431		79,135	37,895	41,240		51,222	25,744	25,478
15-49	174,138	81,564	92,574		210,226	93,868	116,359		109,165	48,931	60,234
15-59	191,717	89,312	102,405		229,941	102,042	127,899		119,399	52,769	66,630
15-64	197,435	91,916	105,519		236,182	104,719	131,463		123,210	54,342	68,868
60+	16,148	7,802	8,346		17,969	8,301	9,668		12,853	5,844	7,009
65+	10,430	5,198	5,232		11,728	5,624	6,104		9,042	4,271	4,771
70+	6,270	3,183	3,087		7,243	3,604	3,639		5,922	2,910	3,012
17+	193,919	90,172	103,747		232,284	102,633	129,652		121,330	53,078	68,252

2017	LUBOMBO			SWAZILAND		
SPECIAL AGE GROUPS	TOTAL	MALE	FEMALE	TOTAL	MALE	FEMALE
0	7,260	3,645	3,615	32,503	16,474	16,029
1_4	26,279	13,214	13,066	119,624	61,004	58,620
0-14	91,198	45,946	45,252	417,239	212,548	204,691
15-24	50,869	25,362	25,508	249,138	122,481	126,657
15-49	118,186	55,765	62,421	611,716	280,128	331,588
15-59	129,086	60,677	68,409	670,143	304,800	365,343

15-64	132,887	62,470	70,416		689,714	313,447	376,267
60+	11,618	5,516	6,102		58,588	27,463	31,125
65+	7,817	3,723	4,094		39,017	18,816	20,201
70+	4,847	2,316	2,532		24,282	12,013	12,269
17+	129,826	60,755	69,071		677,359	306,637	370,722

2018	HHOHHO			MANZINI			SHISELWENI		
SPECIAL AGE GROUPS	TOTAL	MALE	FEMALE	TOTAL	MALE	FEMALE	TOTAL	MALE	FEMALE
0	9,692	4,937	4,754	10,319	5,236	5,083	5,259	2,670	2,589
1_4	35,615	18,346	17,270	38,088	19,411	18,677	20,252	10,345	9,907
0-14	121,705	62,542	59,162	129,637	66,047	63,591	77,053	39,459	37,594
15-24	68,119	33,720	34,399	79,203	38,135	41,068	51,303	25,922	25,381
15-49	176,632	82,788	93,845	213,684	95,349	118,335	110,036	49,460	60,576
15-59	194,650	90,667	103,983	233,960	103,646	130,314	120,344	53,252	67,092
15-64	200,470	93,310	107,160	240,340	106,359	133,981	124,134	54,801	69,333
60+	16,367	7,957	8,410	18,236	8,451	9,786	12,814	5,865	6,948
65+	10,547	5,314	5,234	11,856	5,737	6,119	9,023	4,316	4,707
70+	6,335	3,272	3,063	7,321	3,699	3,622	5,923	2,961	2,961
17+	197,013	91,615	105,398	236,566	104,319	132,247	122,199	53,525	68,674

2018	LUBOMBO			SWAZILAND		
SPECIAL AGE GROUPS	TOTAL	MALE	FEMALE	TOTAL	MALE	FEMALE

0	7,290	3,660	3,630		32,559	16,503	16,056
1_4	26,476	13,313	13,162		120,431	61,415	59,016
0-14	92,009	46,370	45,639		420,404	214,418	205,986
15-24	51,275	25,654	25,621		249,900	123,431	126,469
15-49	119,794	56,598	63,196		620,146	284,195	335,951
15-59	130,801	61,484	69,317		679,755	309,049	370,706
15-64	134,605	63,271	71,334		699,549	317,742	381,807
60+	11,674	5,577	6,097		59,091	27,850	31,241
65+	7,870	3,790	4,080		39,297	19,157	20,140
70+	4,888	2,374	2,514		24,466	12,306	12,160
17+	131,444	61,518	69,926		687,222	310,977	376,245

2019	HHOHHO			MANZINI			SHISELWENI		
SPECIAL AGE GROUPS	TOTAL	MALE	FEMALE	TOTAL	MALE	FEMALE	TOTAL	MALE	FEMALE
0	9,717	4,950	4,767	10,337	5,245	5,092	5,187	2,634	2,553
1_4	35,901	18,493	17,408	38,425	19,582	18,843	20,063	10,249	9,814
0-14	123,316	63,470	59,845	131,271	66,938	64,333	76,153	39,013	37,140
15-24	68,268	33,940	34,328	79,163	38,340	40,823	51,294	26,062	25,232
15-49	179,051	84,004	95,047	216,996	96,811	120,185	110,876	50,005	60,871
15-59	197,545	92,021	105,523	237,886	105,246	132,640	121,273	53,753	67,521
15-64	203,472	94,705	108,767	244,419	108,000	136,419	125,048	55,277	69,771

60+	16,603	8,112	8,491		18,528	8,598	9,929		12,786	5,883	6,902
65+	10,676	5,428	5,247		11,995	5,844	6,151		9,011	4,359	4,652
70+	6,408	3,362	3,047		7,398	3,787	3,610		5,921	3,006	2,914
17+	200,100	93,066	107,034		240,793	106,007	134,786		123,086	53,996	69,090

2019	LUBOMBO			SWAZILAND		
SPECIAL AGE GROUPS	TOTAL	MALE	FEMALE	TOTAL	MALE	FEMALE
0	7,311	3,671	3,640	32,553	16,500	16,053
1_4	26,642	13,398	13,245	121,032	61,722	59,310
0-14	92,794	46,764	46,030	423,533	216,185	207,348
15-24	51,648	25,943	25,706	250,374	124,285	126,089
15-49	121,415	57,466	63,949	628,337	288,285	340,052
15-59	132,543	62,329	70,214	689,247	313,349	375,898
15-64	136,363	64,111	72,253	709,302	322,093	387,209
60+	11,736	5,632	6,104	59,653	28,226	31,427
65+	7,916	3,851	4,066	39,598	19,482	20,116
70+	4,927	2,428	2,500	24,654	12,583	12,071
17+	133,122	62,322	70,801	697,101	315,391	381,710

2020	HHOHHO			MANZINI			SHISELWENI		
SPECIAL AGE GROUPS	TOTAL	MALE	FEMALE	TOTAL	MALE	FEMALE	TOTAL	MALE	FEMALE

0	9,723	4,953	4,770		10,325	5,239	5,086		5,108	2,593	2,515
1_4	36,120	18,604	17,516		38,666	19,705	18,961		19,849	10,140	9,709
0-14	124,988	64,407	60,581		132,989	67,849	65,140		75,256	38,556	36,700
15-24	68,316	34,125	34,190		78,971	38,478	40,493		51,159	26,139	25,019
15-49	181,342	85,191	96,151		220,086	98,207	121,879		111,617	50,523	61,094
15-59	200,328	93,344	106,983		241,634	106,788	134,846		122,123	54,230	67,894
15-64	206,366	96,068	110,298		248,327	109,588	138,739		125,888	55,732	70,156
60+	16,859	8,269	8,590		18,847	8,750	10,097		12,765	5,896	6,869
65+	10,821	5,545	5,275		12,154	5,950	6,203		9,000	4,394	4,607
70+	6,486	3,449	3,037		7,480	3,873	3,607		5,920	3,049	2,871
17+	203,175	94,525	108,650		244,968	107,704	137,264		123,997	54,493	69,504

2020	LUBOMBO			SWAZILAND		
SPECIAL AGE GROUPS	TOTAL	MALE	FEMALE	TOTAL	MALE	FEMALE
0	7,322	3,678	3,645	32,479	16,463	16,016
1_4	26,785	13,469	13,315	121,420	61,919	59,501
0-14	93,646	47,179	46,467	426,879	217,991	208,888
15-24	51,906	26,179	25,727	250,351	124,921	125,430
15-49	122,947	58,314	64,633	635,993	292,236	343,757
15-59	134,206	63,151	71,055	698,291	317,513	380,778
15-64	138,054	64,933	73,121	718,635	326,320	392,315

60+	11,808	5,686	6,122		60,279	28,601	31,678
65+	7,961	3,905	4,056		39,935	19,794	20,141
70+	4,970	2,483	2,487		24,856	12,854	12,002
17+	134,864	63,172	71,692		707,003	319,894	387,109

2021	HHOHHO			MANZINI			SHISELWENI		
SPECIAL AGE GROUPS	TOTAL	MALE	FEMALE	TOTAL	MALE	FEMALE	TOTAL	MALE	FEMALE
0	9,728	4,956	4,773	10,307	5,230	5,077	5,030	2,554	2,476
1_4	36,268	18,680	17,588	38,807	19,777	19,030	19,605	10,016	9,590
0-14	126,856	65,421	61,435	134,942	68,873	66,069	74,525	38,185	36,341
15-24	68,153	34,212	33,941	78,504	38,471	40,032	50,775	26,074	24,701
15-49	183,377	86,283	97,094	222,833	99,457	123,376	112,110	50,922	61,187
15-59	202,870	94,566	108,303	245,055	108,183	136,872	122,725	54,581	68,144
15-64	209,028	97,334	111,693	251,909	111,027	140,882	126,496	56,069	70,428
60+	17,128	8,428	8,700	19,184	8,899	10,285	12,759	5,908	6,850
65+	10,970	5,660	5,310	12,330	6,056	6,275	8,987	4,420	4,567
70+	6,567	3,533	3,034	7,565	3,957	3,607	5,920	3,087	2,833
17+	206,229	95,986	110,243	249,073	109,394	139,679	124,896	55,001	69,895

2021	LUBOMBO				SWAZILAND		
------	---------	--	--	--	-----------	--	--

SPECIAL AGE GROUPS	TOTAL	MALE	FEMALE		TOTAL	MALE	FEMALE
0	7,336	3,684	3,652		32,400	16,423	15,977
1_4	26,890	13,522	13,368		121,570	61,995	59,575
0-14	94,780	47,733	47,046		431,103	220,212	210,891
15-24	51,860	26,253	25,607		249,292	125,011	124,281
15-49	124,176	59,020	65,156		642,495	295,682	346,813
15-59	135,588	63,838	71,750		706,238	321,168	385,070
15-64	139,464	65,617	73,847		726,897	330,047	396,850
60+	11,880	5,734	6,146		60,950	28,969	31,981
65+	8,004	3,954	4,049		40,291	20,090	20,201
70+	5,012	2,535	2,477		25,064	13,113	11,951
17+	136,636	64,052	72,584		716,833	324,433	392,400

2022	HHOHHO			MANZINI			SHISELWENI		
SPECIAL AGE GROUPS	TOTAL	MALE	FEMALE	TOTAL	MALE	FEMALE	TOTAL	MALE	FEMALE
0	9,728	4,955	4,773	10,277	5,215	5,062	4,952	2,514	2,438
1_4	36,362	18,727	17,634	38,858	19,803	19,055	19,340	9,881	9,458
0-14	129,267	66,690	62,577	137,455	70,222	67,233	74,277	38,091	36,185
15-24	67,449	34,033	33,415	77,458	38,109	39,349	49,849	25,689	24,161
15-49	184,812	87,103	97,708	224,903	100,338	124,565	112,040	51,008	61,031
15-59	204,815	95,512	109,303	247,820	109,217	138,603	122,767	54,616	68,151
15-64	211,094	98,323	112,771	254,835	112,098	142,737	126,552	56,093	70,459

60+	17,414	8,585	8,829		19,535	9,044	10,492		12,759	5,917	6,843
65+	11,135	5,774	5,361		12,520	6,163	6,358		8,975	4,440	4,535
70+	6,657	3,618	3,039		7,649	4,034	3,615		5,922	3,123	2,799
17+	209,186	97,416	111,771		253,025	111,031	141,994		125,718	55,477	70,241

2022	LUBOMBO			SWAZILAND		
SPECIAL AGE GROUPS	TOTAL	MALE	FEMALE	TOTAL	MALE	FEMALE
0	7,343	3,689	3,654	32,300	16,373	15,927
1_4	26,977	13,565	13,411	121,536	61,977	59,559
0-14	96,673	48,707	47,965	437,671	223,711	213,960
15-24	51,049	25,896	25,153	245,805	123,727	122,078
15-49	124,630	59,307	65,323	646,384	297,757	348,627
15-59	136,201	64,103	72,099	711,604	323,448	388,156
15-64	140,113	65,884	74,229	732,594	332,397	400,197
60+	11,956	5,779	6,176	61,664	29,324	32,340
65+	8,044	3,998	4,046	40,674	20,375	20,299
70+	5,055	2,587	2,468	25,283	13,362	11,921
17+	138,338	64,909	73,429	726,267	328,832	397,435

2023	HHOHO			MANZINI			SHISELWENI		
SPECIAL AGE GROUPS	TOTAL	MALE	FEMALE	TOTAL	MALE	FEMALE	TOTAL	MALE	FEMALE
0	9,723	4,953	4,770	10,229	5,190	5,038	4,866	2,471	2,396
1_4	36,415	18,754	17,661	38,838	19,794	19,044	19,064	9,741	9,323

0-14	130,328	67,234	63,094		138,766	70,888	67,877		73,671	37,781	35,890
		34,569									
15-24	68,107		33,537		77,601	38,401	39,200		49,240	25,482	23,758
15-49	187,531	88,625	98,906		228,040	101,856	126,184		112,239	51,269	60,970
15-59	208,056	97,158	110,898		251,667	110,885	140,782		123,079	54,826	68,253
15-64	214,455	100,010	114,445		258,843	113,800	145,043		126,886	56,294	70,591
60+	17,709	8,740	8,969		19,904	9,186	10,718		12,770	5,923	6,847
65+	11,311	5,889	5,422		12,728	6,271	6,458		8,964	4,455	4,509
70+	6,751	3,700	3,050		7,747	4,113	3,634		5,925	3,155	2,771
17+	211,916	98,747	113,168		256,668	112,519	144,149		126,306	55,826	70,480

2023	LUBOMBO			SWAZILAND		
SPECIAL AGE GROUPS	TOTAL	MALE	FEMALE	TOTAL	MALE	FEMALE
0	7,356	3,695	3,660	32,174	16,309	15,865
1_4	27,042	13,599	13,442	121,359	61,888	59,471
0-14	97,253	48,996	48,257	440,018	224,899	215,119
15-24	51,552	26,214	25,338	246,500	124,666	121,834
15-49	126,381	60,278	66,103	654,191	302,028	352,163
15-59	138,116	65,054	73,062	720,919	327,923	392,996
15-64	142,066	66,834	75,232	742,249	336,938	405,311
60+	12,041	5,821	6,220	62,425	29,671	32,754
65+	8,092	4,042	4,050	41,095	20,656	20,439
70+	5,097	2,635	2,462	25,520	13,603	11,917
17+	139,759	65,623	74,136	734,648	332,715	401,933

2024	HHOHHO			MANZINI			SHISELWENI		
SPECIAL AGE GROUPS	TOTAL	MALE	FEMALE	TOTAL	MALE	FEMALE	TOTAL	MALE	FEMALE
0	9,717	4,950	4,767	10,168	5,159	5,008	4,777	2,426	2,351
1_4	36,442	18,767	17,675	38,755	19,752	19,004	18,772	9,592	9,180
0-14	131,290	67,727	63,563	139,836	71,436	68,400	72,971	37,422	35,549
15-24	68,865	35,140	33,725	77,968	38,783	39,185	48,691	25,296	23,395
15-49	190,271	90,172	100,098	231,253	103,427	127,826	112,451	51,537	60,914
15-59	211,327	98,830	112,498	255,622	112,617	143,004	123,398	55,044	68,353
15-64	217,858	101,722	116,136	262,952	115,564	147,388	127,226	56,501	70,725
60+	18,030	8,897	9,133	20,289	9,328	10,961	12,786	5,920	6,865
65+	11,499	6,004	5,495	12,959	6,381	6,578	8,958	4,464	4,493
70+	6,853	3,782	3,071	7,851	4,188	3,663	5,930	3,184	2,746
17+	214,067	99,803	114,265	259,669	113,644	146,025	126,343	55,856	70,487

2024	LUBOMBO			SWAZILAND		
SPECIAL AGE GROUPS	TOTAL	MALE	FEMALE	TOTAL	MALE	FEMALE
0	7,380	3,708	3,672	32,042	16,243	15,799
1_4	27,098	13,627	13,471	121,068	61,738	59,330
0-14	97,855	49,299	48,556	441,953	225,884	216,069
15-24	52,068	26,531	25,537	247,592	125,750	121,842
15-49	128,104	61,236	66,867	662,078	306,373	355,705
15-59	140,024	66,003	74,022	730,371	332,494	397,877

15-64	144,000	67,774	76,226		752,036	341,561	410,475
60+	12,120	5,854	6,266		63,225	29,999	33,226
65+	8,145	4,083	4,062		41,560	20,932	20,628
70+	5,135	2,678	2,457		25,768	13,832	11,936
17+	140,423	65,915	74,508		740,502	335,218	405,284

2025	HHOHHO			MANZINI			SHISELWENI		
SPECIAL AGE GROUPS	TOTAL	MALE	FEMALE	TOTAL	MALE	FEMALE	TOTAL	MALE	FEMALE
0	9,699	4,940	4,758	10,086	5,118	4,968	4,681	2,377	2,304
1_4	36,459	18,775	17,683	38,630	19,688	18,941	18,469	9,438	9,032
0-14	132,105	68,146	63,959	140,632	71,841	68,791	72,165	37,011	35,154
15-24	69,763	35,768	33,995	78,580	39,271	39,309	48,195	25,124	23,071
15-49	193,054	91,753	101,301	234,547	105,072	129,475	112,654	51,804	60,850
15-59	214,667	100,545	114,122	259,686	114,429	145,258	123,721	55,267	68,454
15-64	221,336	103,476	117,860	267,182	117,404	149,778	127,577	56,711	70,866
60+	18,371	9,053	9,317	20,703	9,468	11,235	12,813	5,915	6,898
65+	11,702	6,122	5,579	13,207	6,493	6,714	8,957	4,471	4,486
70+	6,965	3,867	3,098	7,968	4,261	3,707	5,936	3,208	2,728
17+	217,514	101,555	115,959	263,762	115,400	148,362	126,656	56,056	70,600

2025	LUBOMBO			SWAZILAND		
SPECIAL AGE GROUPS	TOTAL	MALE	FEMALE	TOTAL	MALE	FEMALE
0	7,396	3,716	3,680	31,861	16,151	15,710
1_4	27,167	13,662	13,505	120,725	61,564	59,161
0-14	98,402	49,572	48,830	443,303	226,569	216,734
15-24	52,654	26,876	25,778	249,192	127,039	122,153
15-49	129,851	62,217	67,635	670,107	310,846	359,261
15-59	141,978	66,983	74,996	740,052	337,223	402,829
15-64	145,985	68,745	77,240	762,080	346,336	415,744
60+	12,209	5,884	6,325	64,096	30,321	33,775
65+	8,202	4,121	4,081	42,068	21,208	20,860
70+	5,170	2,717	2,453	26,039	14,053	11,986
17+	142,383	66,887	75,496	750,315	339,898	410,417

2026	HHOHHO			MANZINI			SHISELWENI		
SPECIAL AGE GROUPS	TOTAL	MALE	FEMALE	TOTAL	MALE	FEMALE	TOTAL	MALE	FEMALE
0	9,688	4,935	4,753	10,007	5,078	4,930	4,587	2,329	2,257
1_4	36,447	18,768	17,679	38,441	19,593	18,848	18,151	9,276	8,875
0-14	132,778	68,488	64,290	141,173	72,120	69,053	71,275	36,555	34,720
15-24	70,786	36,445	34,341	79,397	39,834	39,562	47,718	24,947	22,771
15-49	195,856	93,368	102,487	237,880	106,761	131,119	112,820	52,055	60,765
15-59	218,055	102,298	115,757	263,827	116,294	147,533	124,028	55,487	68,541
15-64	224,892	105,275	119,616	271,521	119,308	152,214	127,912	56,913	70,999

60+	18,751	9,220	9,531		21,163	9,617	11,546		12,854	5,906	6,947
65+	11,914	6,243	5,671		13,469	6,604	6,865		8,970	4,480	4,489
70+	7,080	3,949	3,131		8,100	4,336	3,764		5,940	3,227	2,713
17+	221,010	103,334	117,676		267,976	117,220	150,756		126,981	56,255	70,726

2026	LUBOMBO			SWAZILAND		
SPECIAL AGE GROUPS	TOTAL	MALE	FEMALE	TOTAL	MALE	FEMALE
0	7,415	3,726	3,689	31,697	16,068	15,629
1_4	27,240	13,699	13,542	120,280	61,336	58,944
0-14	98,911	49,829	49,082	444,137	226,992	217,145
15-24	53,263	27,219	26,044	251,163	128,445	122,718
15-49	131,604	63,201	68,403	678,159	315,385	362,774
15-59	143,968	67,986	75,982	749,878	342,065	407,813
15-64	148,010	69,736	78,275	772,336	351,232	421,104
60+	12,300	5,907	6,393	65,068	30,651	34,417
65+	8,258	4,157	4,101	42,610	21,484	21,126
70+	5,201	2,753	2,448	26,321	14,264	12,057
17+	144,329	67,846	76,483	760,297	344,655	415,642

2027	HHOHO			MANZINI			SHISELWENI		
SPECIAL AGE GROUPS	TOTAL	MALE	FEMALE	TOTAL	MALE	FEMALE	TOTAL	MALE	FEMALE

0	9,674	4,928	4,746		9,925	5,036	4,888		4,488	2,279	2,209
1_4	36,430	18,759	17,671		38,207	19,474	18,732		17,817	9,104	8,712
0-14	133,312	68,761	64,551		141,477	72,273	69,204		70,331	36,072	34,259
15-24	71,904	37,152	34,752		80,371	40,453	39,918		47,207	24,732	22,476
15-49	198,659	94,999	103,660		241,215	108,495	132,720		112,908	52,272	60,636
15-59	221,482	104,081	117,401		268,016	118,214	149,802		124,291	55,688	68,604
15-64	228,516	107,115	121,401		275,952	121,278	154,674		128,214	57,097	71,117
60+	19,171	9,396	9,775		21,678	9,777	11,901		12,907	5,892	7,015
65+	12,137	6,361	5,776		13,743	6,713	7,030		8,984	4,483	4,502
70+	7,204	4,030	3,174		8,244	4,414	3,830		5,944	3,241	2,704
17+	224,591	105,156	119,435		272,327	119,118	153,210		127,330	56,458	70,872

2027	LUBOMBO			SWAZILAND		
SPECIAL AGE GROUPS	TOTAL	MALE	FEMALE	TOTAL	MALE	FEMALE
0	7,424	3,731	3,693	31,511	15,974	15,537
1_4	27,325	13,740	13,584	119,778	61,078	58,700
0-14	99,358	50,052	49,306	444,477	227,158	217,319
15-24	53,878	27,557	26,321	253,360	129,893	123,467
15-49	133,358	64,196	69,162	686,140	319,961	366,179
15-59	146,006	69,021	76,985	759,796	347,004	412,792
15-64	150,088	70,756	79,332	782,770	356,246	426,524
60+	12,397	5,926	6,470	66,153	30,991	35,162
65+	8,315	4,192	4,123	43,179	21,749	21,430

70+	5,227	2,785	2,442		26,619	14,469	12,150
17+	146,327	68,833	77,494		770,575	349,565	421,010

2028	HHOHO			MANZINI			SHISELWENI		
SPECIAL AGE GROUPS	TOTAL	MALE	FEMALE	TOTAL	MALE	FEMALE	TOTAL	MALE	FEMALE
0	9,674	4,928	4,747	9,847	4,996	4,850	4,383	2,225	2,157
1_4	36,402	18,745	17,658	37,940	19,338	18,601	17,470	8,927	8,543
0-14	133,737	68,977	64,759	141,555	72,314	69,241	69,320	35,554	33,766
15-24	73,111	37,887	35,224	81,494	41,113	40,381	46,653	24,477	22,176
15-49	201,441	96,643	104,798	244,523	110,245	134,277	112,923	52,454	60,469
15-59	224,938	105,894	119,045	272,237	120,173	152,064	124,515	55,870	68,645
15-64	232,193	108,989	123,204	280,461	123,301	157,160	128,482	57,259	71,223
60+	19,625	9,577	10,048	22,254	9,948	12,306	12,975	5,875	7,100
65+	12,371	6,481	5,889	14,030	6,820	7,210	9,008	4,486	4,522
70+	7,340	4,114	3,226	8,403	4,493	3,909	5,948	3,248	2,700
17+	228,253	107,024	121,229	276,797	121,080	155,717	127,678	56,654	71,025

2028	LUBOMBO			SWAZILAND		
SPECIAL AGE GROUPS	TOTAL	MALE	FEMALE	TOTAL	MALE	FEMALE
0	7,450	3,745	3,705	31,353	15,894	15,459

1_4	27,406	13,780	13,626		119,218	60,790	58,428
0-14	99,777	50,262	49,514		444,388	227,108	217,280
15-24	54,478	27,869	26,610		255,736	131,345	124,391
15-49	135,104	65,187	69,917		693,991	324,529	369,462
15-59	148,062	70,072	77,990		769,753	352,009	417,744
15-64	152,195	71,793	80,401		793,330	361,342	431,988
60+	12,508	5,945	6,563		67,362	31,345	36,017
65+	8,376	4,224	4,151		43,785	22,012	21,773
70+	5,254	2,817	2,438		26,945	14,672	12,273
17+	148,361	69,836	78,525		781,090	354,594	426,496

2029	HHOHHO			MANZINI			SHISELWENI		
SPECIAL AGE GROUPS	TOTAL	MALE	FEMALE	TOTAL	MALE	FEMALE	TOTAL	MALE	FEMALE
0	9,708	4,944	4,764	9,787	4,966	4,821	4,281	2,174	2,107
1_4	36,379	18,732	17,647	37,660	19,196	18,463	17,106	8,741	8,365
0-14	134,091	69,156	64,935	141,451	72,262	69,189	68,257	35,008	33,249
15-24	74,399	38,647	35,751	82,757	41,815	40,942	46,082	24,193	21,890
15-49	204,202	98,285	105,917	247,755	111,999	135,756	112,876	52,607	60,269
15-59	228,413	107,730	120,682	276,476	122,165	154,311	124,684	56,028	68,657
15-64	235,905	110,894	125,012	285,022	125,364	159,658	128,706	57,401	71,305
60+	20,113	9,764	10,349	22,880	10,129	12,751	13,061	5,858	7,204
65+	12,620	6,600	6,020	14,334	6,930	7,404	9,039	4,484	4,555
70+	7,483	4,198	3,285	8,577	4,575	4,002	5,960	3,256	2,704

17+	231,990	108,931	123,060		281,368	123,106	158,262		127,997	56,826	71,171

2029	LUBOMBO			SWAZILAND		
SPECIAL AGE GROUPS	TOTAL	MALE	FEMALE	TOTAL	MALE	FEMALE
0	7,510	3,776	3,734	31,286	15,860	15,426
1_4	27,489	13,820	13,668	118,633	60,489	58,144
0-14	100,200	50,474	49,726	443,999	226,900	217,099
15-24	55,087	28,170	26,917	258,325	132,825	125,500
15-49	136,854	66,180	70,675	701,687	329,071	372,616
15-59	150,137	71,138	78,999	779,710	357,061	422,649
15-64	154,343	72,852	81,490	803,976	366,512	437,464
60+	12,629	5,964	6,665	68,683	31,714	36,969
65+	8,424	4,249	4,175	44,417	22,263	22,154
70+	5,281	2,849	2,432	27,301	14,877	12,424
17+	150,439	70,862	79,577	791,794	359,724	432,070

2030	HHOHHO			MANZINI			SHISELWENI		
SPECIAL AGE GROUPS	TOTAL	MALE	FEMALE	TOTAL	MALE	FEMALE	TOTAL	MALE	FEMALE
0	9,743	4,962	4,781	9,731	4,938	4,793	4,180	2,123	2,057
1_4	36,407	18,745	17,662	37,399	19,063	18,336	16,740	8,553	8,187

0-14	134,395	69,307	65,087		141,186	72,125	69,060		67,140	34,435	32,705
15-24	75,822	39,457	36,365		84,222	42,602	41,620		45,546	23,914	21,633
15-49	206,939	99,931	107,009		250,915	113,751	137,164		112,773	52,726	60,047
15-59	231,898	109,589	122,309		280,711	124,181	156,531		124,804	56,161	68,643
15-64	239,638	112,821	126,817		289,609	127,465	162,145		128,888	57,519	71,368
60+	20,624	9,950	10,674		23,556	10,320	13,235		13,162	5,838	7,324
65+	12,884	6,718	6,166		14,658	7,036	7,622		9,078	4,479	4,599
70+	7,636	4,284	3,352		8,767	4,657	4,110		5,974	3,259	2,715
17+	235,786	110,871	124,916		286,024	125,180	160,844		128,290	56,977	71,313

2030	LUBOMBO			SWAZILAND		
SPECIAL AGE GROUPS	TOTAL	MALE	FEMALE	TOTAL	MALE	FEMALE
0	7,569	3,806	3,763	31,223	15,828	15,395
1_4	27,611	13,881	13,730	118,157	60,242	57,915
0-14	100,633	50,691	49,943	443,354	226,559	216,795
15-24	55,796	28,507	27,288	261,386	134,480	126,906
15-49	138,602	67,169	71,433	709,230	333,577	375,653
15-59	152,223	72,214	80,010	789,637	362,144	427,493
15-64	156,507	73,923	82,584	814,642	371,728	442,914
60+	12,758	5,982	6,775	70,099	32,090	38,009
65+	8,474	4,273	4,201	45,094	22,506	22,588
70+	5,305	2,878	2,427	27,683	15,079	12,604

17+	152,545	71,903	80,642		802,645	364,930	437,715

2007	HHOHHO			MANZINI			SHISELWENI		
SCHOOL GOING AGES									
6	7,245	3,589	3,656	7,925	3,895	4,030	5,661	2,824	2,837
7	7,215	3,558	3,657	7,921	3,869	4,052	5,659	2,809	2,850
8	7,199	3,535	3,664	7,939	3,859	4,080	5,679	2,809	2,871
9	7,187	3,515	3,672	7,961	3,853	4,108	5,707	2,815	2,892
10	7,168	3,490	3,678	7,975	3,839	4,136	5,720	2,810	2,910
11	7,137	3,461	3,676	7,972	3,818	4,154	5,716	2,797	2,919
12	7,081	3,422	3,659	7,942	3,787	4,155	5,679	2,769	2,910
6_12	50,232	24,570	25,662	55,635	26,920	28,715	39,821	19,633	20,188
13	6,996	3,371	3,625	7,874	3,741	4,133	5,602	2,722	2,880
14	6,886	3,312	3,574	7,775	3,682	4,093	5,495	2,661	2,834
15	6,764	3,248	3,517	7,659	3,618	4,042	5,372	2,593	2,779
16	6,638	3,182	3,456	7,542	3,552	3,990	5,243	2,521	2,722
17	6,511	3,115	3,396	7,424	3,485	3,939	5,095	2,439	2,656
13-17	33,795	16,228	17,567	38,274	18,078	20,196	26,807	12,936	13,872
18	6,383	3,046	3,338	7,316	3,419	3,898	4,929	2,347	2,582
19	6,256	2,976	3,280	7,210	3,352	3,858	4,749	2,247	2,502
20	6,121	2,903	3,218	7,096	3,282	3,814	4,554	2,139	2,415
21	5,978	2,826	3,152	6,968	3,207	3,761	4,357	2,032	2,325
22	5,829	2,751	3,079	6,826	3,130	3,697	4,177	1,933	2,243
23	5,675	2,674	3,001	6,668	3,048	3,620	4,018	1,850	2,169
24	5,515	2,597	2,918	6,496	2,966	3,530	3,878	1,777	2,101
18 - 24	41,758	19,772	21,986	48,581	22,403	26,178	30,661	14,325	16,336
6_24	125,785			142,490			97,290		

		60,569	65,215			67,401	75,089			46,893	50,397
--	--	--------	--------	--	--	--------	--------	--	--	--------	--------

2007	LUBOMBO			SWAZILAND		
SCHOOL GOING AGES						
6	5,605	2,782	2,823	26,435	13,090	13,345
7	5,551	2,744	2,807	26,346	12,980	13,366
8	5,533	2,727	2,806	26,350	12,930	13,420
9	5,526	2,717	2,809	26,382	12,900	13,482
10	5,498	2,694	2,804	26,360	12,832	13,528
11	5,458	2,666	2,792	26,283	12,742	13,541
12	5,401	2,630	2,771	26,103	12,608	13,495
6_12	38,571	18,960	19,611	184,259	90,082	94,177
13	5,318	2,584	2,734	25,790	12,418	13,372
14	5,214	2,528	2,686	25,370	12,183	13,187
15	5,103	2,470	2,633	24,899	11,928	12,971
16	4,990	2,410	2,580	24,413	11,666	12,747
17	4,863	2,344	2,519	23,893	11,382	12,511
13-17	25,488	12,336	13,153	124,365	59,577	64,788
18	4,726	2,270	2,456	23,355	11,082	12,273
19	4,582	2,193	2,389	22,796	10,767	12,029
20	4,429	2,111	2,318	22,200	10,434	11,766
21	4,275	2,030	2,245	21,578	10,095	11,483
22	4,128	1,954	2,173	20,960	9,768	11,192
23	3,992	1,888	2,105	20,354	9,460	10,894
24	3,865	1,827	2,038	19,754	9,167	10,587
18 - 24	29,997	14,273	15,724	150,997	70,773	80,224
6_24	94,056	45,568	48,488	459,621	220,432	239,189

2008	HHOHHO			MANZINI			SHISELWENI		
SCHOOL GOING AGES									
6	7,270	3,620	3,650	7,923	3,927	3,996	5,673	2,849	2,824
7	7,223	3,579	3,643	7,899	3,885	4,014	5,643	2,817	2,826
8	7,193	3,548	3,644	7,895	3,860	4,035	5,642	2,802	2,840
9	7,177	3,526	3,651	7,913	3,850	4,063	5,662	2,801	2,861
10	7,158	3,501	3,657	7,944	3,845	4,099	5,690	2,810	2,881
11	7,133			7,970			5,704		

		3,472	3,661			3,835	4,134			2,805	2,899
12	7,103	3,444	3,659		7,967	3,815	4,152		5,700	2,793	2,907
6_12	50,257	24,691	25,566		55,511	27,017	28,494		39,713	19,678	20,036
13	7,047	3,404	3,643		7,936	3,783	4,152		5,662	2,764	2,898
14	6,961	3,354	3,607		7,869	3,738	4,131		5,586	2,718	2,868
15	6,847	3,296	3,551		7,773	3,678	4,095		5,453	2,647	2,806
16	6,723	3,235	3,487		7,662	3,615	4,047		5,303	2,569	2,734
17	6,597	3,170	3,427		7,544	3,548	3,996		5,176	2,498	2,677
13-17	34,175	16,459	17,716		38,782	18,361	20,421		27,181	13,197	13,984
18	6,471	3,102	3,369		7,426	3,482	3,945		5,027	2,416	2,611
19	6,342	3,033	3,309		7,320	3,415	3,905		4,864	2,325	2,539
20	6,219	2,963	3,255		7,225	3,351	3,874		4,633	2,196	2,436
21	6,086	2,891	3,195		7,126	3,284	3,842		4,390	2,059	2,331
22	5,945	2,816	3,130		6,996	3,209	3,788		4,196	1,955	2,241
23	5,796	2,738	3,058		6,856	3,132	3,724		4,017	1,857	2,160
24	5,644	2,664	2,979		6,699	3,051	3,648		3,862	1,775	2,087
18 - 24	42,503	20,208	22,295		49,648	22,924	26,725		30,988	14,582	16,406
6_24	126,935	61,359	65,576		143,941	68,302	75,639		97,882	47,457	50,425

2008	LUBOMBO			SWAZILAND		
SCHOOL GOING AGES						
6	5,678	2,832	2,846		26,543	13,228
7	5,588	2,773	2,815		26,353	13,055
8	5,534	2,735	2,799		26,264	12,946
9	5,517	2,718	2,799		26,269	12,896
10	5,508	2,709	2,800		26,301	12,865
11	5,477	2,685	2,792		26,284	12,798
12	5,440	2,659	2,781		26,209	12,710
6_12	38,742	19,112	19,630		184,223	90,498

13	5,382	2,622	2,759		26,027	12,574	13,453
14	5,300	2,577	2,723		25,716	12,386	13,330
15	5,180	2,515	2,664		25,253	12,137	13,116
16	5,055	2,453	2,602		24,743	11,872	12,871
17	4,942	2,393	2,549		24,258	11,609	12,649
13-17	25,859	12,561	13,298		125,997	60,578	65,419
18	4,816	2,327	2,489		23,741	11,327	12,414
19	4,679	2,254	2,425		23,205	11,027	12,178
20	4,512	2,164	2,347		22,588	10,675	11,913
21	4,335	2,071	2,264		21,937	10,305	11,632
22	4,183	1,991	2,192		21,321	9,970	11,351
23	4,038	1,917	2,121		20,707	9,644	11,063
24	3,902	1,849	2,053		20,106	9,339	10,767
18 - 24	30,466	14,573	15,893		153,605	72,287	81,318
6_24	95,066	46,245	48,821		463,825	223,363	240,462

2009	HHOHHO			MANZINI			SHISELWENI		
SCHOOL GOING AGES									
6	7,302	3,656	3,646	7,925	3,963	3,962	5,692	2,880	2,811
7	7,249	3,611	3,638	7,897	3,917	3,980	5,655	2,842	2,813
8	7,200	3,570	3,630	7,874	3,876	3,998	5,625	2,810	2,815
9	7,170	3,539	3,632	7,869	3,850	4,019	5,625	2,796	2,829
10	7,149	3,513	3,636	7,897	3,844	4,053	5,645	2,796	2,849
11	7,123	3,484	3,639	7,939	3,842	4,097	5,674	2,805	2,869
12	7,100	3,455	3,645	7,963	3,831	4,132	5,688	2,801	2,888
6_12	50,293	24,826	25,467	55,363	27,122	28,241	39,604	19,729	19,874
13	7,069	3,427	3,642	7,961	3,810	4,151	5,683	2,788	2,895
14	7,012	3,385	3,626	7,930	3,780	4,150	5,646	2,760	2,886
15	6,924	3,339	3,585	7,866	3,734	4,133	5,543	2,704	2,839
16	6,806	3,283	3,522	7,774	3,674	4,100	5,386	2,624	2,762
17	6,681	3,223	3,458	7,663	3,611	4,053	5,235	2,547	2,689

13-17	34,491	16,658	17,833		39,195	18,609	20,586		27,493	13,422	14,071
18	6,556	3,157	3,399		7,545	3,544	4,001		5,107	2,475	2,633
19	6,430	3,089	3,341		7,430	3,479	3,951		4,961	2,393	2,567
20	6,304	3,021	3,283		7,336	3,415	3,921		4,747	2,273	2,474
21	6,185	2,952	3,233		7,254	3,352	3,901		4,468	2,117	2,351
22	6,052	2,879	3,173		7,153	3,285	3,868		4,228	1,981	2,246
23	5,911	2,804	3,107		7,024	3,209	3,815		4,038	1,879	2,159
24	5,763	2,727	3,036		6,884	3,134	3,750		3,860	1,782	2,079
18 - 24	43,200	20,629	22,572		50,625	23,418	27,207		31,409	14,900	16,509
6_24	127,985	62,113	65,872		145,183	69,149	76,035		98,506	48,051	50,454

2009	LUBOMBO			SWAZILAND		
SCHOOL GOING AGES						
6	5,761	2,889	2,871	26,679	13,388	13,291
7	5,661	2,823	2,838	26,461	13,193	13,268
8	5,571	2,765	2,806	26,270	13,020	13,250
9	5,518	2,727	2,791	26,182	12,911	13,271
10	5,499	2,710	2,789	26,190	12,862	13,328
11	5,489	2,701	2,788	26,225	12,831	13,394
12	5,458	2,678	2,780	26,209	12,765	13,444
6_12	38,956	19,292	19,664	184,216	90,970	93,246
13	5,421	2,651	2,770	26,134	12,677	13,457
14	5,363	2,615	2,748	25,951	12,540	13,411
15	5,265	2,563	2,702	25,598	12,340	13,258
16	5,131	2,499	2,632	25,096	12,080	13,016
17	5,007	2,435	2,572	24,586	11,815	12,771
13-17	26,186	12,763	13,423	127,365	61,452	65,913
18	4,896	2,377	2,519	24,104	11,553	12,551
19	4,769	2,310	2,459	23,589	11,271	12,318
20	4,608	2,225	2,383	22,995	10,933	12,062
21	4,417	2,124	2,293	22,323	10,545	11,778
22	4,242	2,032	2,210	21,675	10,177	11,498
23	4,092	1,953	2,139	21,065	9,845	11,220

24	3,949	1,878	2,071		20,456	9,521	10,935
18 - 24	30,972	14,898	16,073		156,207	73,845	82,362
6_24	96,115	46,954	49,160		467,788	226,267	241,521

2010	HHOHHO			MANZINI			SHISELWENI		
SCHOOL GOING AGES									
6	7,314	3,682	3,633	7,908	3,984	3,924	5,687	2,897	2,789
7	7,280	3,646	3,633	7,899	3,953	3,947	5,674	2,873	2,801
8	7,227	3,601	3,626	7,871	3,907	3,964	5,638	2,836	2,802
9	7,177	3,560	3,618	7,848	3,867	3,981	5,607	2,802	2,805
10	7,142	3,526	3,616	7,853	3,843	4,011	5,608	2,790	2,818
11	7,113	3,494	3,619	7,891	3,840	4,051	5,629	2,792	2,837
12	7,090	3,467	3,623	7,932	3,837	4,095	5,657	2,799	2,858
6_12	50,344	24,975	25,368	55,202	27,230	27,972	39,500	19,790	19,710
13	7,066	3,437	3,629	7,957	3,827	4,129	5,672	2,797	2,876
14	7,035	3,410	3,625	7,955	3,806	4,149	5,668	2,785	2,883
15	6,973	3,370	3,603	7,928	3,777	4,151	5,601	2,745	2,857
16	6,881	3,325	3,556	7,868	3,730	4,138	5,474	2,680	2,794
17	6,765	3,271	3,494	7,775	3,670	4,105	5,318	2,601	2,717
13-17	34,719	16,813	17,906	39,483	18,810	20,672	27,734	13,607	14,127
18	6,640	3,210	3,430	7,664	3,606	4,058	5,167	2,522	2,644
19	6,515	3,144	3,371	7,547	3,541	4,006	5,042	2,452	2,589
20	6,391	3,076	3,315	7,445	3,477	3,968	4,843	2,341	2,502
21	6,269	3,008	3,260	7,365	3,416	3,949	4,582	2,193	2,389

22	6,150	2,939	3,211		7,280	3,353	3,927		4,305	2,038	2,267
23	6,017	2,867	3,150		7,180	3,284	3,895		4,068	1,905	2,163
24	5,876	2,791	3,085		7,052	3,211	3,841		3,882	1,805	2,077
18 - 24	43,859	21,037	22,822		51,532	23,888	27,644		31,889	15,257	16,631
6_24	128,922	62,825	66,096		146,217	69,929	76,288		99,122	48,654	50,468

2010	LUBOMBO			SWAZILAND		
SCHOOL GOING AGES						
6	5,807	2,931	2,877	26,716	13,494	13,222
7	5,743	2,880	2,863	26,596	13,352	13,244
8	5,644	2,814	2,830	26,379	13,158	13,221
9	5,555	2,756	2,799	26,188	12,985	13,203
10	5,499	2,718	2,781	26,102	12,876	13,226
11	5,480	2,702	2,778	26,114	12,828	13,286
12	5,470	2,694	2,776	26,149	12,797	13,352
6_12	39,198	19,494	19,704	184,244	91,490	92,754
13	5,440	2,671	2,769	26,135	12,732	13,403
14	5,400	2,643	2,758	26,059	12,644	13,415
15	5,329	2,602	2,727	25,831	12,493	13,338
16	5,215	2,546	2,669	25,438	12,281	13,157
17	5,082	2,481	2,600	24,939	12,023	12,916
13-17	26,466	12,943	13,523	128,402	62,173	66,229
18	4,959	2,418	2,541	24,429	11,757	12,672
19	4,848	2,360	2,488	23,952	11,498	12,454
20	4,696	2,280	2,415	23,375	11,175	12,200
21	4,512	2,184	2,328	22,727	10,801	11,926
22	4,322	2,085	2,238	22,058	10,415	11,643
23	4,151	1,994	2,157	21,416	10,050	11,366
24	4,000	1,913	2,087	20,811	9,721	11,090
18 - 24	31,489	15,234	16,254	158,768	75,417	83,351
6_24	97,153	47,672	49,481	471,414	229,080	242,334

2011	HHOHHO			MANZINI			SHISELWENI		
SCHOOL GOING AGES									
6	7,261	3,676	3,585	7,808	3,958	3,850	5,606	2,870	2,736

7	7,292	3,671	3,621		7,882	3,974	3,908		5,670	2,891	2,779
8	7,257	3,637	3,620		7,873	3,943	3,930		5,657	2,866	2,791
9	7,206	3,591	3,614		7,845	3,897	3,948		5,620	2,829	2,791
10	7,149	3,546	3,603		7,832	3,860	3,972		5,590	2,797	2,794
11	7,107	3,507	3,600		7,847	3,838	4,009		5,593	2,786	2,807
12	7,080	3,477	3,602		7,886	3,836	4,050		5,612	2,787	2,825
6_12	50,352	25,107	25,245		54,973	27,307	27,666		39,347	19,824	19,523
13	7,057	3,449	3,608		7,925	3,833	4,092		5,641	2,795	2,846
14	7,032	3,419	3,612		7,951	3,823	4,128		5,657	2,793	2,865
15	6,997	3,395	3,602		7,953	3,802	4,150		5,624	2,770	2,854
16	6,931	3,357	3,575		7,929	3,773	4,156		5,533	2,721	2,812
17	6,839	3,312	3,527		7,869	3,726	4,143		5,405	2,656	2,749
13-17	34,856	16,932	17,924		39,627	18,957	20,670		27,860	13,735	14,125
18	6,723	3,258	3,465		7,774	3,665	4,109		5,251	2,577	2,673
19	6,599	3,198	3,402		7,666	3,603	4,063		5,101	2,500	2,601
20	6,476	3,131	3,345		7,563	3,540	4,022		4,924	2,400	2,524
21	6,356	3,064	3,292		7,472	3,478	3,994		4,677	2,260	2,417
22	6,233	2,996	3,237		7,392	3,416	3,976		4,419	2,114	2,305
23	6,116	2,927	3,189		7,307	3,353	3,954		4,145	1,962	2,183
24	5,982	2,854	3,128		7,206	3,285	3,922		3,912	1,830	2,082
18 - 24	44,486	21,428	23,058		52,380	24,340	28,040		32,427	15,643	16,784
6_24	129,693	63,466	66,226		146,981	70,605	76,376		99,634	49,202	50,432

2011	LUBOMBO				SWAZILAND		
SCHOOL GOING AGES							

6	5,750	2,913	2,837		26,425	13,417	13,008
7	5,789	2,921	2,868		26,633	13,458	13,175
8	5,726	2,871	2,855		26,512	13,316	13,196
9	5,628	2,806	2,822		26,298	13,123	13,175
10	5,536	2,747	2,790		26,108	12,950	13,158
11	5,480	2,711	2,769		26,027	12,842	13,185
12	5,461	2,694	2,767		26,039	12,794	13,245
6_12	39,370	19,662	19,708		184,042	91,900	92,142
13	5,451	2,687	2,764		26,074	12,764	13,310
14	5,420	2,663	2,757		26,060	12,698	13,362
15	5,366	2,630	2,736		25,940	12,597	13,343
16	5,279	2,584	2,695		25,672	12,435	13,237
17	5,166	2,529	2,637		25,279	12,223	13,056
13-17	26,682	13,093	13,590		129,025	62,717	66,308
18	5,034	2,464	2,570		24,782	11,965	12,817
19	4,911	2,401	2,510		24,276	11,701	12,575
20	4,775	2,331	2,445		23,738	11,402	12,336
21	4,600	2,240	2,360		23,105	11,042	12,063
22	4,417	2,144	2,274		22,461	10,670	11,791
23	4,229	2,046	2,183		21,797	10,287	11,510
24	4,060	1,955	2,105		21,160	9,924	11,236
18 - 24	32,027	15,580	16,446		161,319	76,991	84,328
6_24	98,079	48,335	49,744		474,386	231,608	242,778

2012	HHOHHO			MANZINI			SHISELWENI		
SCHOOL GOING AGES									
6	7,064	3,598	3,466	7,550	3,834	3,716	5,366	2,749	2,617
7	7,239	3,666	3,573	7,784	3,949	3,835	5,588	2,862	2,726
8	7,270	3,662	3,608	7,856	3,964	3,892	5,652	2,884	2,768
9	7,234	3,627	3,608	7,846	3,933	3,914	5,640	2,859	2,781
10	7,177	3,578	3,600	7,829	3,891	3,939	5,603	2,823	2,780
11	7,115	3,529	3,586	7,826	3,856	3,970	5,574	2,792	2,782
12	7,073	3,489	3,584	7,842	3,835	4,008	5,577	2,781	2,796
6_12	50,173	25,149	25,024	54,534	27,261	27,274	39,001	19,751	19,251
13	7,047			7,880			5,595		

		3,461	3,587			3,832	4,048			2,782	2,813
14	7,022	3,431	3,591		7,920	3,829	4,091		5,626	2,792	2,835
15	6,995	3,405	3,590		7,950	3,820	4,130		5,615	2,779	2,836
16	6,956	3,382	3,574		7,953	3,798	4,156		5,554	2,746	2,808
17	6,889	3,343	3,546		7,931	3,770	4,161		5,465	2,697	2,768
13-17	34,909	17,021	17,888		39,633	19,048	20,585		27,855	13,795	14,060
18	6,798	3,300	3,498		7,869	3,721	4,148		5,338	2,633	2,704
19	6,682	3,245	3,437		7,776	3,662	4,114		5,183	2,553	2,630
20	6,561	3,185	3,376		7,681	3,602	4,079		4,984	2,448	2,536
21	6,441	3,118	3,322		7,589	3,541	4,049		4,758	2,319	2,439
22	6,322	3,052	3,270		7,500	3,479	4,022		4,512	2,181	2,332
23	6,198	2,983	3,215		7,418	3,416	4,002		4,259	2,037	2,222
24	6,081	2,914	3,167		7,335	3,354	3,981		3,987	1,886	2,101
18 - 24	45,083	21,797	23,286		53,170	24,775	28,395		33,021	16,058	16,963
6_24	130,165	63,968	66,197		147,337	71,084	76,253		99,878	49,604	50,274

2012	LUBOMBO			SWAZILAND		
SCHOOL GOING AGES						
6	5,476	2,780	2,697	25,457	12,961	12,496
7	5,732	2,904	2,829	26,343	13,381	12,962
8	5,773	2,913	2,860	26,552	13,423	13,129
9	5,708	2,861	2,847	26,429	13,280	13,149
10	5,609	2,797	2,812	26,219	13,088	13,131
11	5,517	2,739	2,778	26,033	12,916	13,117
12	5,461	2,703	2,758	25,953	12,808	13,145
6_12	39,278	19,697	19,581	182,986	91,857	91,129
13	5,443	2,686	2,756	25,965	12,761	13,204
14	5,431	2,679	2,752	25,999	12,730	13,269

15	5,386	2,650	2,736		25,945	12,653	13,292
16	5,317	2,612	2,704		25,780	12,538	13,242
17	5,230	2,567	2,663		25,515	12,377	13,138
13-17	26,806	13,194	13,612		129,204	63,059	66,145
18	5,117	2,511	2,606		25,122	12,166	12,956
19	4,987	2,447	2,539		24,628	11,908	12,720
20	4,838	2,371	2,467		24,064	11,606	12,458
21	4,680	2,291	2,389		23,468	11,269	12,199
22	4,504	2,200	2,305		22,839	10,911	11,928
23	4,324	2,105	2,220		22,199	10,541	11,658
24	4,139	2,007	2,131		21,542	10,161	11,381
18 - 24	32,588	15,932	16,657		163,862	78,562	85,300
6_24	98,672	48,823	49,850		476,052	233,478	242,574

2013	HHOHHO			MANZINI			SHISELWENI		
SCHOOL GOING AGES									
6	6,509	3,339	3,170	6,946	3,487	3,458	4,807	2,430	2,377
7	7,043	3,589	3,454	7,526	3,824	3,702	5,350	2,743	2,608
8	7,216	3,656	3,560	7,758	3,939	3,819	5,572	2,856	2,716
9	7,248	3,652	3,596	7,831	3,954	3,877	5,634	2,876	2,758
10	7,206	3,613	3,593	7,831	3,926	3,905	5,623	2,854	2,770
11	7,143	3,560	3,583	7,824	3,887	3,937	5,589	2,819	2,770
12	7,081	3,512	3,570	7,821	3,852	3,970	5,557	2,787	2,770
6_12	49,448	24,921	24,527	53,538	26,870	26,668	38,133	19,365	18,769
13	7,040	3,471	3,568	7,836	3,831	4,005	5,562	2,778	2,785
14	7,014	3,444	3,570	7,875	3,828	4,047	5,580	2,777	2,802
15	6,984	3,415	3,569	7,918	3,825	4,093	5,583	2,778	2,806
16	6,953			7,951			5,547		

		3,391	3,562			3,816	4,135			2,755	2,792
17	6,915	3,370	3,545		7,955	3,794	4,161		5,486	2,722	2,764
13-17	34,906	17,091	17,815		39,536	19,094	20,442		27,759	13,810	13,949
18	6,848	3,330	3,518		7,932	3,766	4,166		5,397	2,673	2,724
19	6,758	3,287	3,470		7,871	3,718	4,153		5,272	2,611	2,661
20	6,645	3,232	3,412		7,791	3,661	4,130		5,066	2,500	2,565
21	6,526	3,173	3,352		7,709	3,603	4,106		4,819	2,367	2,451
22	6,406	3,106	3,300		7,616	3,541	4,075		4,594	2,240	2,354
23	6,288	3,039	3,249		7,527	3,479	4,048		4,352	2,104	2,248
24	6,163	2,971	3,193		7,446	3,417	4,029		4,100	1,961	2,140
18 - 24	45,634	22,139	23,494		53,893	25,185	28,708		33,599	16,456	17,143
6_24	129,987	64,151	65,836		146,966	71,149	75,817		99,491	49,631	49,861

2013	LUBOMBO			SWAZILAND		
SCHOOL GOING AGES						
6	4,706	2,352	2,354	22,968	11,608	11,360
7	5,460	2,771	2,689	25,380	12,927	12,453
8	5,715	2,895	2,820	26,262	13,346	12,916
9	5,757	2,904	2,852	26,470	13,387	13,083
10	5,689	2,853	2,837	26,350	13,245	13,105
11	5,590	2,788	2,802	26,146	13,054	13,092
12	5,498	2,732	2,766	25,958	12,882	13,076
6_12	38,415	19,294	19,121	179,534	90,449	89,085
13	5,443	2,696	2,747	25,881	12,776	13,105
14	5,423	2,678	2,745	25,892	12,728	13,164
15	5,397	2,666	2,731	25,883	12,684	13,199
16	5,336	2,633	2,704	25,788	12,595	13,193
17	5,267	2,595	2,672	25,623	12,480	13,143
13-17	26,866	13,267	13,599	129,067	63,263	65,804
18	5,182	2,550	2,632	25,360	12,320	13,040
19	5,069	2,494	2,575	24,969	12,110	12,859
20	4,914	2,418	2,495	24,415	11,812	12,603
21	4,742	2,330	2,412	23,795	11,473	12,322
22	4,586	2,251	2,334	23,202	11,138	12,064

23	4,411	2,160	2,251		22,578	10,782	11,796
24	4,233	2,066	2,167		21,943	10,415	11,528
18 - 24	33,137	16,269	16,867		166,262	80,050	86,212
6_24	98,418	48,831	49,587		474,863	233,762	241,101

2014	HHOHHO			MANZINI			SHISELWENI		
SCHOOL GOING AGES									
6	7,887	4,079	3,808	8,134	4,162	3,972	5,092	2,610	2,482
7	6,490	3,330	3,159	6,924	3,479	3,445	4,792	2,424	2,368
8	7,022	3,579	3,443	7,502	3,815	3,687	5,335	2,737	2,598
9	7,195	3,647	3,548	7,733	3,929	3,804	5,556	2,850	2,706
10	7,221	3,639	3,582	7,816	3,948	3,868	5,617	2,870	2,748
11	7,171	3,594	3,577	7,826	3,922	3,904	5,609	2,850	2,759
12	7,111	3,544	3,568	7,818	3,882	3,936	5,572	2,814	2,758
6_12	50,096	25,412	24,684	53,754	27,138	26,616	37,573	19,154	18,419
13	7,048	3,493	3,554	7,816	3,848	3,968	5,543	2,784	2,760
14	7,006	3,454	3,551	7,831	3,827	4,004	5,547	2,773	2,774
15	6,977	3,429	3,548	7,874	3,825	4,049	5,538	2,764	2,774
16	6,944	3,403	3,541	7,921	3,822	4,099	5,516	2,754	2,762
17	6,913	3,379	3,534	7,953	3,812	4,141	5,480	2,732	2,748
13-17	34,887	17,157	17,729	39,396	19,135	20,261	27,623	13,806	13,817
18	6,875	3,358	3,518	7,957	3,790	4,167	5,418	2,698	2,719
19	6,808	3,318	3,490	7,934	3,763	4,171	5,332	2,650	2,681
20	6,721	3,275	3,445	7,887	3,717	4,169	5,154	2,558	2,596
21	6,609	3,220	3,389	7,817	3,661	4,156	4,901	2,420	2,481
22	6,492	3,161	3,331	7,737	3,603	4,133	4,655	2,288	2,367
23	6,372			7,644			4,434		

		3,093	3,278			3,542	4,102			2,162	2,271
24	6,254	3,027	3,227		7,555	3,479	4,076		4,194	2,028	2,166
18 - 24	46,129	22,451	23,678		54,530	25,555	28,975		34,087	16,805	17,282
6_24	131,112	65,021	66,092		147,680	71,828	75,852		99,283	49,765	49,519

2014	LUBOMBO			SWAZILAND			
SCHOOL GOING AGES							
6	6,062	3,062	3,000		27,175	13,913	13,262
7	4,692	2,344	2,348		22,898	11,578	11,320
8	5,444	2,762	2,682		25,303	12,893	12,410
9	5,699	2,886	2,813		26,183	13,311	12,872
10	5,738	2,895	2,843		26,392	13,352	13,040
11	5,670	2,845	2,825		26,276	13,211	13,065
12	5,571	2,780	2,791		26,072	13,020	13,052
6_12	38,875	19,574	19,301		180,299	91,278	89,021
13	5,479	2,725	2,755		25,886	12,850	13,036
14	5,425	2,688	2,737		25,808	12,742	13,066
15	5,389	2,666	2,723		25,778	12,683	13,095
16	5,348	2,648	2,699		25,728	12,627	13,101
17	5,288	2,615	2,673		25,634	12,538	13,096
13-17	26,929	13,342	13,586		128,834	63,440	65,394
18	5,219	2,577	2,642		25,469	12,423	13,046
19	5,135	2,533	2,602		25,208	12,264	12,944
20	4,996	2,464	2,532		24,757	12,015	12,742
21	4,817	2,378	2,440		24,144	11,678	12,466
22	4,646	2,290	2,357		23,530	11,342	12,188
23	4,493	2,212	2,281		22,943	11,010	11,933
24	4,320	2,121	2,198		22,322	10,655	11,667
18 - 24	33,627	16,576	17,051		168,373	81,387	86,986
6_24	99,430	49,492	49,939		477,506	236,105	241,401

2015	HHOHO			MANZINI			SHISELWENI				
SCHOOL GOING AGES											
6	7,986	4,126	3,859		8,319	4,253	4,066		5,107	2,618	2,489
7	7,863	4,068	3,795		8,108	4,152	3,956		5,078	2,605	2,473
8	6,472				6,902				4,777		

		3,322	3,150			3,471	3,431		2,417	2,360	
9	7,001	3,570	3,431		7,479	3,806	3,673		5,319	2,730	2,589
10	7,167	3,633	3,534		7,718	3,922	3,796		5,541	2,845	2,697
11	7,186	3,621	3,565		7,811	3,944	3,867		5,602	2,865	2,737
12	7,138	3,577	3,561		7,822	3,919	3,904		5,593	2,846	2,748
6_12	50,812	25,917	24,895		54,159	27,467	26,692		37,017	18,926	18,091
13	7,079	3,527	3,552		7,813	3,878	3,935		5,556	2,809	2,747
14	7,013	3,476	3,538		7,811	3,845	3,967		5,529	2,780	2,749
15	6,970	3,439	3,531		7,831	3,824	4,007		5,504	2,758	2,746
16	6,937	3,416	3,521		7,877	3,821	4,056		5,471	2,740	2,731
17	6,903	3,390	3,513		7,924	3,819	4,106		5,449	2,731	2,718
13-17	34,902	17,248	17,654		39,257	19,187	20,070		27,509	13,819	13,690
18	6,874	3,367	3,507		7,956	3,809	4,147		5,412	2,708	2,704
19	6,834	3,345	3,490		7,959	3,786	4,173		5,352	2,676	2,676
20	6,771	3,305	3,466		7,949	3,762	4,187		5,215	2,598	2,617
21	6,686	3,263	3,423		7,914	3,718	4,196		4,988	2,477	2,511
22	6,574	3,207	3,368		7,845	3,662	4,183		4,737	2,340	2,398
23	6,458	3,150	3,309		7,764	3,604	4,160		4,495	2,211	2,284
24	6,337	3,081	3,256		7,673	3,544	4,129		4,276	2,085	2,190
18 - 24	46,534	22,717	23,817		55,061	25,885	29,176		34,475	17,094	17,381
6_24	132,247	65,881	66,366		148,477	72,539	75,938		99,001	49,840	49,161

2015	LUBOMBO				SWAZILAND		
SCHOOL GOING AGES							
6	6,072	3,062	3,009		27,483	14,060	13,423

7	6,045	3,053	2,993		27,093	13,877	13,216
8	4,678	2,337	2,341		22,829	11,548	11,281
9	5,428	2,753	2,674		25,226	12,859	12,367
10	5,681	2,877	2,804		26,107	13,277	12,830
11	5,719	2,887	2,832		26,318	13,317	13,001
12	5,650	2,837	2,813		26,204	13,178	13,026
6_12	39,273	19,806	19,467		181,260	92,116	89,144
13	5,552	2,772	2,780		26,000	12,987	13,013
14	5,461	2,717	2,744		25,814	12,817	12,997
15	5,390	2,676	2,715		25,695	12,697	12,998
16	5,340	2,649	2,691		25,625	12,626	12,999
17	5,299	2,631	2,668		25,576	12,571	13,005
13-17	27,042	13,444	13,598		128,710	63,698	65,012
18	5,240	2,598	2,642		25,482	12,482	13,000
19	5,172	2,561	2,612		25,318	12,367	12,951
20	5,062	2,504	2,558		24,997	12,169	12,828
21	4,900	2,424	2,476		24,488	11,882	12,606
22	4,723	2,338	2,385		23,879	11,546	12,333
23	4,553	2,250	2,303		23,270	11,214	12,056
24	4,403	2,174	2,228		22,688	10,884	11,804
18 - 24	34,052	16,848	17,205		170,122	82,544	87,578
6_24	100,367	50,098	50,269		480,092	238,358	241,734

2016	HHOHHO			MANZINI			SHISELWENI		
SCHOOL GOING AGES									
6	8,122	4,197	3,924	8,524	4,359	4,166	5,128	2,629	2,500
7	7,962	4,116	3,846	8,293	4,243	4,050	5,091	2,612	2,480
8	7,839	4,057	3,782	8,082	4,142	3,940	5,063	2,599	2,463
9	6,453	3,314	3,139	6,880	3,463	3,417	4,762	2,411	2,351
10	6,974	3,556	3,417	7,465	3,799	3,665	5,304	2,725	2,580
11	7,132	3,615	3,517	7,713	3,918	3,795	5,527	2,841	2,686
12	7,153	3,603	3,550	7,807	3,940	3,867	5,585	2,860	2,725

6_12	51,635	26,459	25,176		54,765	27,865	26,900		36,462	18,677	17,784
13	7,105	3,559	3,545		7,818	3,915	3,903		5,579	2,841	2,737
14	7,045	3,509	3,536		7,808	3,875	3,933		5,541	2,805	2,736
15	6,978	3,461	3,516		7,811	3,841	3,970		5,488	2,766	2,721
16	6,929	3,426	3,503		7,836	3,821	4,014		5,438	2,735	2,703
17	6,898	3,404	3,494		7,880	3,817	4,063		5,405	2,718	2,687
13-17	34,954	17,360	17,594		39,153	19,269	19,884		27,450	13,866	13,585
18	6,864	3,377	3,487		7,928	3,816	4,111		5,382	2,708	2,674
19	6,833	3,355	3,478		7,960	3,806	4,154		5,347	2,685	2,662
20	6,799	3,332	3,467		7,975	3,785	4,190		5,235	2,623	2,611
21	6,737	3,294	3,443		7,978	3,764	4,215		5,049	2,516	2,533
22	6,652	3,251	3,401		7,941	3,718	4,223		4,826	2,398	2,428
23	6,541	3,194	3,347		7,871	3,663	4,209		4,576	2,262	2,315
24	6,424	3,138	3,286		7,794	3,606	4,188		4,337	2,134	2,203
18 - 24	46,850	22,942	23,908		55,447	26,158	29,289		34,751	17,326	17,425
6_24	133,439	66,760	66,679		149,365	73,292	76,073		98,663	49,869	48,794

2016	LUBOMBO			SWAZILAND		
SCHOOL GOING AGES						
6	6,145	3,099	3,045	27,919	14,284	13,635
7	6,053	3,053	3,000	27,400	14,024	13,376
8	6,028	3,043	2,985	27,012	13,841	13,171
9	4,664	2,330	2,335	22,760	11,518	11,242
10	5,410	2,745	2,665	25,153	12,825	12,328
11	5,663	2,869	2,793	26,035	13,244	12,791
12	5,699	2,879	2,821	26,245	13,283	12,962
6_12	39,663	20,018	19,645	182,524	93,019	89,505
13	5,631	2,829	2,802	26,133	13,145	12,988
14	5,534	2,765	2,769	25,928	12,954	12,974
15	5,426	2,703	2,722	25,702	12,772	12,930

16	5,343	2,659	2,684		25,545	12,641	12,904
17	5,292	2,631	2,661		25,476	12,571	12,905
13-17	27,226	13,588	13,638		128,784	64,083	64,701
18	5,251	2,614	2,638		25,425	12,515	12,910
19	5,193	2,581	2,612		25,333	12,427	12,906
20	5,100	2,532	2,568		25,108	12,272	12,836
21	4,966	2,463	2,503		24,730	12,037	12,693
22	4,805	2,384	2,421		24,224	11,751	12,473
23	4,630	2,299	2,332		23,619	11,417	12,202
24	4,460	2,210	2,250		23,015	11,088	11,927
18 - 24	34,406	17,082	17,324		171,454	83,507	87,947
6_24	101,295	50,688	50,607		482,762	240,609	242,153

2017	HHOHHO			MANZINI			SHISELWENI		
SCHOOL GOING AGES									
6	8,259	4,271	3,988	8,715	4,455	4,261	5,127	2,626	2,500
7	8,098	4,186	3,912	8,498	4,349	4,149	5,113	2,622	2,491
8	7,939	4,106	3,833	8,266	4,232	4,034	5,076	2,606	2,471
9	7,815	4,045	3,770	8,056	4,132	3,925	5,048	2,593	2,455
10	6,428	3,302	3,127	6,868	3,458	3,410	4,749	2,407	2,342
11	6,939	3,538	3,401	7,462	3,797	3,666	5,289	2,720	2,569
12	7,100	3,598	3,502	7,708	3,914	3,794	5,512	2,837	2,675
6_12	52,579	27,046	25,533	55,575	28,336	27,239	35,915	18,412	17,503
13	7,121	3,585	3,535	7,803	3,937	3,866	5,570	2,857	2,713
14	7,072	3,542	3,529	7,814	3,911	3,903	5,563	2,837	2,727
15	7,008	3,493	3,515	7,810	3,873	3,937	5,501	2,792	2,709
16	6,938	3,449	3,489	7,816	3,838	3,979	5,421	2,743	2,678
17	6,890	3,414	3,476	7,839	3,818	4,021	5,372	2,712	2,660
13-17	35,028	17,484	17,544	39,081	19,376	19,705	27,428	13,941	13,487
18	6,859	3,392	3,467	7,885	3,814	4,071	5,339	2,695	2,645

19	6,825	3,365	3,460		7,930	3,812	4,118		5,317	2,685	2,632
20	6,798	3,343	3,455		7,976	3,806	4,170		5,231	2,633	2,598
21	6,764	3,320	3,444		8,005	3,787	4,218		5,069	2,542	2,527
22	6,704	3,283	3,421		8,006	3,764	4,242		4,886	2,437	2,449
23	6,619	3,239	3,380		7,969	3,720	4,249		4,664	2,319	2,346
24	6,507	3,182	3,325		7,899	3,663	4,236		4,420	2,186	2,234
18 - 24	47,076	23,124	23,951		55,670	26,367	29,303		34,927	17,497	17,431
6_24	134,683	67,655	67,029		150,327	74,079	76,247		98,270	49,849	48,421

2017	LUBOMBO			SWAZILAND			
SCHOOL GOING AGES							
6	6,208	3,128	3,080		28,309	14,480	13,829
7	6,128	3,090	3,037		27,837	14,248	13,589
8	6,036	3,044	2,992		27,318	13,988	13,330
9	6,011	3,034	2,978		26,931	13,804	13,127
10	4,649	2,322	2,327		22,695	11,489	11,206
11	5,392	2,737	2,655		25,083	12,792	12,291
12	5,645	2,862	2,782		25,965	13,212	12,753
6_12	40,069	20,219	19,851		184,138	94,013	90,125
13	5,679	2,870	2,809		26,172	13,249	12,923
14	5,613	2,822	2,791		26,062	13,112	12,950
15	5,501	2,753	2,748		25,819	12,910	12,909
16	5,377	2,686	2,691		25,553	12,716	12,837
17	5,295	2,642	2,653		25,396	12,586	12,810
13-17	27,464	13,772	13,692		129,002	64,573	64,429
18	5,245	2,614	2,631		25,329	12,516	12,813
19	5,205	2,597	2,608		25,277	12,460	12,817
20	5,121	2,551	2,570		25,126	12,333	12,793
21	5,004	2,491	2,513		24,842	12,140	12,702
22	4,871	2,423	2,448		24,467	11,907	12,560
23	4,712	2,344	2,367		23,964	11,622	12,342
24	4,539	2,260	2,279		23,365	11,291	12,074
18 - 24	34,697	17,281	17,416		172,370	84,269	88,101

6_24	102,230	51,272	50,959		485,510	242,855	242,655
------	---------	--------	--------	--	---------	---------	---------

2018	HHOHHO			MANZINI			SHISELWENI		
SCHOOL GOING AGES									
6	8,392	4,335	4,057	8,888	4,545	4,344	5,094	2,611	2,483
7	8,236	4,261	3,975	8,688	4,443	4,244	5,112	2,621	2,492
8	8,074	4,175	3,899	8,472	4,339	4,133	5,098	2,616	2,482
9	7,915	4,095	3,821	8,241	4,223	4,018	5,062	2,600	2,462
10	7,787	4,031	3,756	8,041	4,125	3,916	5,033	2,588	2,446
11	6,396	3,285	3,112	6,867	3,455	3,412	4,736	2,404	2,332
12	6,908	3,522	3,387	7,458	3,793	3,665	5,275	2,717	2,559
6_12	53,708	27,703	26,005	56,654	28,922	27,732	35,411	18,155	17,255
13	7,066	3,580	3,486	7,705	3,911	3,794	5,497	2,833	2,664
14	7,087	3,568	3,520	7,799	3,934	3,865	5,554	2,852	2,702
15	7,035	3,527	3,508	7,814	3,908	3,906	5,524	2,823	2,700
16	6,969	3,481	3,488	7,816	3,870	3,946	5,435	2,769	2,666
17	6,900	3,437	3,462	7,821	3,834	3,986	5,355	2,720	2,636
13-17	35,057	17,593	17,464	38,955	19,457	19,498	27,366	13,997	13,369
18	6,852	3,402	3,450	7,842	3,814	4,028	5,308	2,690	2,618
19	6,820	3,380	3,440	7,890	3,812	4,078	5,274	2,673	2,602
20	6,790	3,354	3,436	7,947	3,812	4,135	5,203	2,633	2,569
21	6,765	3,331	3,434	8,006	3,808	4,198	5,066	2,551	2,515
22	6,731	3,308	3,423	8,033	3,788	4,245	4,907	2,463	2,444
23	6,672	3,271	3,400	8,035	3,766	4,270	4,724	2,358	2,366
24	6,585	3,228	3,357	7,998	3,722	4,276	4,506	2,242	2,265

18 - 24	47,215	23,274	23,941		55,752	26,523	29,229		34,989	17,610	17,379
6_24	135,981	68,571	67,410		151,361	74,902	76,460		97,765	49,762	48,003

2018	LUBOMBO			SWAZILAND					
SCHOOL GOING AGES									
6	6,280		3,168	3,112		28,654		14,658	13,996
7	6,190		3,119	3,071		28,225		14,443	13,782
8	6,110		3,081	3,029		27,754		14,211	13,543
9	6,019		3,034	2,984		27,237		13,952	13,285
10	5,992		3,025	2,968		26,853		13,768	13,085
11	4,634		2,316	2,317		22,633		11,460	11,173
12	5,374		2,730	2,644		25,016		12,761	12,255
6_12	40,598		20,472	20,126		186,372		95,253	91,119
13	5,625		2,855	2,770		25,894		13,179	12,715
14	5,660		2,862	2,798		26,101		13,216	12,885
15	5,579		2,808	2,771		25,952		13,067	12,885
16	5,452		2,735	2,717		25,672		12,855	12,817
17	5,331		2,670	2,661		25,407		12,661	12,746
13-17	27,648		13,931	13,717		129,026		64,978	64,048
18	5,247		2,624	2,623		25,250		12,531	12,719
19	5,198		2,597	2,601		25,183		12,462	12,721
20	5,133		2,568	2,565		25,073		12,368	12,705
21	5,027		2,511	2,515		24,864		12,202	12,662
22	4,909		2,451	2,458		24,580		12,010	12,570
23	4,777		2,383	2,394		24,208		11,778	12,430
24	4,621		2,306	2,316		23,711		11,497	12,214
18 - 24	34,913		17,441	17,472		172,869		84,848	88,021
6_24	103,159		51,844	51,315		488,267		245,079	243,188

2019	HHOHHO			MANZINI			SHISELWENI		
SCHOOL GOING AGES	TOTAL	MALE	FEMALE	TOTAL	MALE	FEMALE	TOTAL	MALE	FEMALE
6	8,511	4,397	4,114	9,044	4,622	4,422	5,064	2,596	2,468

7	8,367	4,323	4,044		8,860	4,534	4,326		5,080	2,605	2,475
8	8,212	4,250	3,962		8,661	4,432	4,229		5,097	2,614	2,482
9	8,050	4,165	3,886		8,445	4,328	4,117		5,084	2,610	2,473
10	7,887	4,081	3,806		8,225	4,216	4,009		5,048	2,595	2,453
11	7,752	4,013	3,739		8,036	4,120	3,915		5,019	2,584	2,435
12	6,365	3,267	3,098		6,866	3,453	3,413		4,723	2,401	2,322
6_12	55,144	28,496	26,648		58,137	29,706	28,432		35,115	18,006	17,109
13	6,876	3,505	3,371		7,455	3,790	3,664		5,261	2,712	2,549
14	7,033	3,563	3,471		7,702	3,907	3,795		5,482	2,828	2,654
15	7,052	3,552	3,500		7,801	3,931	3,869		5,514	2,840	2,675
16	6,996	3,515	3,481		7,820	3,905	3,915		5,458	2,800	2,658
17	6,931	3,469	3,462		7,822	3,867	3,955		5,370	2,746	2,624
13-17	34,889	17,605	17,284		38,599	19,401	19,198		27,086	13,926	13,160
18	6,861	3,425	3,436		7,826	3,831	3,994		5,292	2,697	2,594
19	6,814	3,390	3,424		7,847	3,812	4,035		5,245	2,668	2,577
20	6,786	3,369	3,417		7,909	3,813	4,096		5,160	2,621	2,539
21	6,757	3,343	3,414		7,978	3,815	4,164		5,039	2,553	2,486
22	6,734	3,321	3,413		8,034	3,809	4,225		4,904	2,472	2,433
23	6,698	3,297	3,402		8,064	3,791	4,273		4,746	2,384	2,362
24	6,639	3,259	3,380		8,063	3,767	4,296		4,566	2,282	2,284
18 - 24	47,289	23,403	23,886		55,721	26,637	29,084		34,951	17,676	17,275
6_24	137,322	69,504	67,819		152,457	75,744	76,713		97,153	49,609	47,544

2019	LUBOMBO				SWAZILAND		
SCHOOL GOING AGES	TOTAL	MALE	FEMALE		TOTAL	MALE	FEMALE
6	6,341	3,197	3,143		28,960	14,813	14,147
7	6,262	3,158	3,104		28,569	14,621	13,948
8	6,173	3,109	3,064		28,143	14,406	13,737
9	6,092	3,071	3,021		27,671	14,174	13,497
10	6,000	3,025	2,974		27,160	13,917	13,243
11	5,974	3,017	2,957		26,781	13,734	13,047
12	4,617	2,310	2,307		22,571	11,431	11,140
6_12	41,458	20,888	20,570		189,855	97,096	92,759
13	5,357	2,722	2,634		24,949	12,730	12,219
14	5,606	2,848	2,759		25,824	13,146	12,678
15	5,626	2,849	2,777		25,993	13,172	12,821
16	5,531	2,791	2,740		25,806	13,012	12,794
17	5,404	2,718	2,686		25,527	12,800	12,727
13-17	27,525	13,928	13,597		128,099	64,860	63,239
18	5,285	2,654	2,632		25,263	12,607	12,656
19	5,201	2,607	2,593		25,106	12,477	12,629
20	5,127	2,568	2,558		24,982	12,371	12,611
21	5,039	2,528	2,511		24,813	12,238	12,575
22	4,933	2,472	2,461		24,606	12,073	12,533

23	4,815	2,412	2,404		24,324	11,883	12,441
24	4,686	2,344	2,342		23,954	11,652	12,302
18 - 24	35,087	17,585	17,502		173,048	85,301	87,747
6_24	104,070	52,401	51,669		491,002	247,257	243,745

2020	HHOHHO			MANZINI			SHISELWENI		
SCHOOL GOING AGES	TOTAL	MALE	FEMALE	TOTAL	MALE	FEMALE	TOTAL	MALE	FEMALE
6	8,618	4,452	4,166	9,186	4,696	4,490	5,028	2,576	2,452
7	8,486	4,386	4,100	9,016	4,611	4,405	5,050	2,591	2,460
8	8,344	4,313	4,031	8,832	4,523	4,309	5,064	2,599	2,466
9	8,188	4,238	3,950	8,634	4,422	4,212	5,082	2,609	2,473
10	8,022	4,150	3,872	8,430	4,321	4,109	5,069	2,605	2,464
11	7,852	4,063	3,789	8,220	4,212	4,008	5,035	2,591	2,444
12	7,718	3,995	3,723	8,032	4,117	3,915	5,006	2,581	2,426
6_12	57,228	29,598	27,631	60,350	30,902	29,448	35,335	18,151	17,184
13	6,334	3,250	3,083	6,864	3,450	3,414	4,710	2,398	2,312
14	6,844	3,488	3,356	7,451	3,787	3,664	5,248	2,708	2,540
15	6,998	3,547	3,451	7,704	3,905	3,799	5,442	2,815	2,627
16	7,014	3,540	3,473	7,809	3,929	3,879	5,450	2,818	2,632
17	6,958	3,503	3,455	7,826	3,903	3,923	5,393	2,777	2,616
13-17	34,147	17,328	16,819	37,655	18,974	18,680	26,242	13,516	12,727
18	6,894	3,459	3,435	7,828	3,864	3,964	5,306	2,723	2,583
19	6,823	3,413	3,410	7,831	3,829	4,002	5,228	2,676	2,553

20	6,780	3,379	3,401		7,866	3,812	4,054		5,132	2,617	2,515
21	6,755	3,358	3,397		7,941	3,816	4,125		4,997	2,540	2,457
22	6,724	3,331	3,394		8,008	3,817	4,192		4,878	2,474	2,404
23	6,704	3,311	3,393		8,064	3,811	4,253		4,745	2,394	2,351
24	6,666	3,285	3,381		8,094	3,793	4,301		4,588	2,307	2,281
18 - 24	47,346	23,535	23,811		55,632	26,741	28,891		34,874	17,730	17,144
6_24	138,722	70,461	68,261		153,636	76,616	77,020		96,452	49,397	47,054

2020	LUBOMBO			SWAZILAND		
SCHOOL GOING AGES	TOTAL	MALE	FEMALE	TOTAL	MALE	FEMALE
6	6,401	3,227	3,174	29,233	14,952	14,281
7	6,323	3,188	3,135	28,875	14,775	14,100
8	6,245	3,149	3,096	28,485	14,584	13,901
9	6,155	3,100	3,056	28,060	14,369	13,691
10	6,073	3,063	3,010	27,594	14,139	13,455
11	5,980	3,016	2,963	27,086	13,882	13,204
12	5,954	3,008	2,946	26,711	13,701	13,010
6_12	43,131	21,751	21,379	196,044	100,402	95,642
13	4,603	2,305	2,298	22,510	11,403	11,107
14	5,339	2,714	2,624	24,882	12,698	12,184
15	5,573	2,835	2,738	25,717	13,102	12,615
16	5,578	2,831	2,747	25,850	13,118	12,732

17	5,485	2,775	2,710		25,662	12,957	12,705
13-17	26,577	13,460	13,117		124,621	63,278	61,343
18	5,358	2,701	2,656		25,385	12,747	12,638
19	5,239	2,637	2,602		25,121	12,554	12,567
20	5,130	2,578	2,551		24,907	12,386	12,521
21	5,033	2,528	2,505		24,726	12,242	12,484
22	4,946	2,489	2,457		24,557	12,110	12,447
23	4,840	2,432	2,408		24,353	11,947	12,406
24	4,725	2,373	2,352		24,073	11,758	12,315
18 - 24	35,270	17,738	17,532		173,122	85,744	87,378
6_24	104,977	52,949	52,028		493,787	249,424	244,363

2021	HHOHHO			MANZINI			SHISELWENI		
SCHOOL GOING AGES	TOTAL	MALE	FEMALE	TOTAL	MALE	FEMALE	TOTAL	MALE	FEMALE
6	8,713	4,503	4,211	9,304	4,755	4,549	4,991	2,558	2,433
7	8,594	4,441	4,152	9,157	4,685	4,472	5,014	2,571	2,443
8	8,461	4,374	4,087	8,989	4,601	4,389	5,036	2,585	2,452
9	8,321	4,303	4,018	8,805	4,513	4,292	5,049	2,592	2,457
10	8,159	4,224	3,935	8,617	4,414	4,203	5,068	2,605	2,464
11	7,986	4,131	3,855	8,425	4,317	4,108	5,056	2,602	2,455
12	7,818	4,045	3,774	8,214	4,207	4,007	5,022	2,588	2,434
6_12	58,052	30,021	28,032	61,512	31,491	30,021	35,236	18,100	17,136

13	7,684	3,976	3,708		8,029	4,113	3,915		4,993	2,577	2,415
14	6,303	3,234	3,069		6,863	3,448	3,415		4,697	2,395	2,303
15	6,809	3,473	3,336		7,454	3,785	3,669		5,209	2,695	2,514
16	6,960	3,535	3,425		7,712	3,903	3,809		5,378	2,793	2,585
17	6,977	3,529	3,448		7,815	3,927	3,889		5,385	2,795	2,590
13-17	34,733	17,748	16,986		37,873	19,176	18,697		25,663	13,255	12,408
18	6,920	3,491	3,429		7,833	3,900	3,933		5,329	2,754	2,575
19	6,856	3,446	3,410		7,834	3,862	3,972		5,242	2,701	2,541
20	6,790	3,402	3,388		7,850	3,829	4,021		5,116	2,625	2,491
21	6,751	3,369	3,382		7,899	3,816	4,083		4,970	2,537	2,434
22	6,723	3,347	3,377		7,973	3,818	4,155		4,837	2,462	2,375
23	6,694	3,321	3,373		8,040	3,820	4,220		4,719	2,396	2,323
24	6,673	3,300	3,373		8,094	3,813	4,282		4,589	2,317	2,271
18 - 24	47,407	23,675	23,732		55,522	26,857	28,666		34,802	17,792	17,011
6_24	140,193	71,444	68,749		154,907	77,523	77,384		95,701	49,146	46,555

2021	LUBOMBO				SWAZILAND		
SCHOOL GOING AGES	TOTAL	MALE	FEMALE		TOTAL	MALE	FEMALE
6	6,449	3,252	3,197		29,457	15,067	14,390
7	6,383	3,217	3,166		29,147	14,914	14,233
8	6,304	3,178	3,127		28,791	14,737	14,054
9	6,227	3,139	3,088		28,402	14,547	13,855

10	6,136	3,091	3,046		27,981	14,333	13,648
11	6,054	3,055	2,999		27,522	14,105	13,417
12	5,960	3,008	2,952		27,014	13,848	13,166
6_12	43,514	21,940	21,574		198,314	101,551	96,763
13	5,936	3,001	2,935		26,641	13,668	12,973
14	4,586	2,298	2,288		22,450	11,375	11,075
15	5,307	2,702	2,605		24,779	12,655	12,124
16	5,526	2,818	2,707		25,576	13,049	12,527
17	5,531	2,814	2,717		25,708	13,064	12,644
13-17	26,885	13,633	13,252		125,154	63,811	61,343
18	5,438	2,758	2,680		25,521	12,903	12,618
19	5,312	2,684	2,627		25,244	12,694	12,550
20	5,169	2,608	2,561		24,924	12,464	12,460
21	5,035	2,538	2,497		24,655	12,259	12,396
22	4,941	2,489	2,452		24,474	12,115	12,359
23	4,854	2,450	2,405		24,307	11,986	12,321
24	4,748	2,392	2,356		24,104	11,822	12,282
18 - 24	35,497	17,919	17,578		173,229	86,243	86,986
6_24	105,896	53,492	52,404		496,697	251,605	245,092

2022	HHOHO				MANZINI				SHISELWENI		
SCHOOL GOING AGES	TOTAL	MALE	FEMALE		TOTAL	MALE	FEMALE		TOTAL	MALE	FEMALE

6	8,794	4,541	4,252		9,397	4,804	4,594		4,951	2,538	2,413
7	8,689	4,491	4,198		9,276	4,745	4,531		4,976	2,551	2,424
8	8,569	4,430	4,139		9,129	4,673	4,456		4,999	2,565	2,434
9	8,437	4,363	4,074		8,962	4,590	4,372		5,022	2,579	2,443
10	8,292	4,289	4,003		8,788	4,505	4,282		5,035	2,587	2,448
11	8,124	4,205	3,918		8,611	4,408	4,203		5,056	2,602	2,454
12	7,953	4,113	3,840		8,419	4,313	4,107		5,043	2,598	2,445
6_12	58,856	30,432	28,424		62,583	32,038	30,545		35,082	18,021	17,061
13	7,785	4,027	3,757		8,212	4,204	4,008		5,007	2,584	2,423
14	7,650	3,958	3,692		8,024	4,109	3,914		4,980	2,574	2,406
15	6,270	3,220	3,050		6,867	3,446	3,421		4,662	2,383	2,278
16	6,773	3,461	3,312		7,463	3,783	3,680		5,147	2,673	2,474
17	6,924	3,524	3,400		7,721	3,901	3,820		5,314	2,770	2,544
13-17	35,402	18,191	17,211		38,286	19,443	18,843		25,109	12,984	12,125
18	6,938	3,517	3,422		7,821	3,924	3,897		5,322	2,773	2,549
19	6,884	3,480	3,404		7,841	3,898	3,943		5,267	2,732	2,535
20	6,823	3,435	3,387		7,855	3,863	3,992		5,129	2,649	2,480
21	6,761	3,392	3,369		7,883	3,832	4,050		4,956	2,546	2,410
22	6,720	3,359	3,362		7,932	3,819	4,114		4,811	2,459	2,352
23	6,693	3,336	3,358		8,005	3,821	4,184		4,680	2,384	2,295
24	6,663	3,310	3,353		8,071	3,822	4,249		4,563	2,320	2,243
18 - 24	47,482	23,828	23,654		55,407	26,979	28,428		34,727	17,862	16,865
6_24	141,740	72,451	69,289		156,276	78,460	77,816		94,918	48,867	46,051

2022	LUBOMBO			SWAZILAND		
SCHOOL GOING AGES	TOTAL	MALE	FEMALE	TOTAL	MALE	FEMALE
6	6,501	3,279	3,222	29,643	15,162	14,481
7	6,430	3,241	3,189	29,371	15,029	14,342
8	6,365	3,207	3,158	29,062	14,876	14,186
9	6,286	3,168	3,119	28,707	14,699	14,008
10	6,210	3,131	3,079	28,324	14,512	13,812
11	6,116	3,083	3,033	27,907	14,298	13,609
12	6,035	3,047	2,988	27,450	14,071	13,379
6_12	43,943	22,156	21,787	200,464	102,647	97,817
13	5,941	3,000	2,941	26,944	13,815	13,129
14	5,916	2,993	2,923	26,570	13,634	12,936
15	4,558	2,287	2,271	22,357	11,337	11,020
16	5,262	2,686	2,576	24,644	12,603	12,041
17	5,479	2,801	2,678	25,437	12,996	12,441
13-17	27,155	13,767	13,388	125,952	64,385	61,567
18	5,485	2,797	2,688	25,566	13,010	12,556
19	5,391	2,741	2,650	25,382	12,850	12,532
20	5,243	2,656	2,586	25,049	12,604	12,445
21	5,075	2,568	2,507	24,675	12,338	12,337
22	4,943	2,499	2,444	24,407	12,135	12,272

23	4,849	2,450	2,399		24,227	11,991	12,236
24	4,765	2,411	2,353		24,061	11,863	12,198
18 - 24	35,751	18,122	17,629		173,367	86,791	86,576
6_24	106,849	54,044	52,804		499,783	253,823	245,960

2023	HHOHHO			MANZINI			SHISELWENI		
SCHOOL GOING AGES	TOTAL	MALE	FEMALE	TOTAL	MALE	FEMALE	TOTAL	MALE	FEMALE
6	8,861	4,578	4,283	9,472	4,842	4,631	4,902	2,511	2,391
7	8,769	4,530	4,238	9,370	4,794	4,577	4,936	2,532	2,404
8	8,665	4,480	4,185	9,248	4,734	4,514	4,962	2,546	2,416
9	8,544	4,419	4,125	9,100	4,662	4,439	4,985	2,559	2,426
10	8,408	4,349	4,059	8,945	4,582	4,364	5,008	2,574	2,434
11	8,256	4,269	3,986	8,781	4,501	4,280	5,023	2,585	2,438
12	8,091	4,188	3,903	8,605	4,403	4,202	5,042	2,598	2,444
6_12	59,593	30,813	28,780	63,522	32,517	31,006	34,859	17,905	16,954
13	7,918	4,095	3,824	8,416	4,310	4,106	5,030	2,594	2,436
14	7,750	4,009	3,741	8,208	4,200	4,008	4,994	2,581	2,413
15	7,615	3,943	3,672	8,025	4,106	3,919	4,942	2,561	2,381
16	6,235	3,208	3,027	6,878	3,446	3,433	4,602	2,363	2,239
17	6,738	3,451	3,287	7,470	3,780	3,690	5,085	2,651	2,434
13-17	36,256	18,706	17,550	38,997	19,842	19,155	24,653	12,750	11,903
18	6,887	3,512	3,374	7,729	3,899	3,830	5,251	2,748	2,503

19	6,902	3,505	3,397		7,830	3,922	3,908		5,258	2,750	2,508
20	6,851	3,469	3,382		7,862	3,899	3,962		5,155	2,681	2,474
21	6,794	3,426	3,368		7,890	3,867	4,023		4,969	2,570	2,399
22	6,731	3,382	3,349		7,916	3,835	4,081		4,798	2,468	2,330
23	6,690	3,347	3,343		7,965	3,822	4,143		4,655	2,383	2,273
24	6,663	3,326	3,337		8,037	3,824	4,213		4,525	2,308	2,217
18 - 24	47,519	23,967	23,552		55,228	27,069	28,159		34,611	17,907	16,704
6_24	143,368	73,486	69,882		157,747	79,427	78,320		94,123	48,563	45,561

2023	LUBOMBO			SWAZILAND		
SCHOOL GOING AGES	TOTAL	MALE	FEMALE	TOTAL	MALE	FEMALE
6	6,535	3,295	3,240	29,770	15,226	14,544
7	6,484	3,269	3,215	29,559	15,125	14,434
8	6,412	3,232	3,180	29,286	14,991	14,295
9	6,347	3,198	3,149	28,977	14,838	14,139
10	6,268	3,159	3,109	28,629	14,663	13,966
11	6,190	3,122	3,068	28,250	14,477	13,773
12	6,097	3,075	3,022	27,835	14,264	13,571
6_12	44,332	22,349	21,983	202,306	103,584	98,722
13	6,015	3,039	2,976	27,379	14,038	13,341
14	5,922	2,992	2,930	26,875	13,782	13,093
15	5,881	2,980	2,902	26,464	13,590	12,874

16	4,517	2,272	2,245		22,232	11,289	10,943
17	5,216	2,669	2,547		24,509	12,551	11,958
13-17	27,552	13,952	13,600		127,459	65,250	62,209
18	5,433	2,785	2,649		25,300	12,944	12,356
19	5,439	2,780	2,659		25,428	12,957	12,471
20	5,321	2,712	2,609		25,189	12,761	12,428
21	5,149	2,615	2,533		24,801	12,478	12,323
22	4,984	2,529	2,455		24,429	12,214	12,215
23	4,852	2,460	2,392		24,163	12,012	12,151
24	4,759	2,411	2,348		23,985	11,870	12,115
18 - 24	35,937	18,293	17,644		173,295	87,236	86,059
6_24	107,822	54,594	53,227		503,060	256,070	246,990

2024	HHOHHO			MANZINI			SHISELWENI		
SCHOOL GOING AGES	TOTAL	MALE	FEMALE	TOTAL	MALE	FEMALE	TOTAL	MALE	FEMALE
6	8,904	4,599	4,305	9,524	4,867	4,657	4,842	2,482	2,360
7	8,835	4,566	4,269	9,444	4,831	4,613	4,888	2,506	2,382
8	8,744	4,518	4,225	9,342	4,783	4,559	4,923	2,526	2,397
9	8,641	4,469	4,172	9,220	4,723	4,497	4,948	2,540	2,407
10	8,514	4,405	4,110	9,082	4,653	4,429	4,971	2,555	2,416
11	8,372	4,330	4,042	8,939	4,577	4,362	4,996	2,570	2,426
12	8,222	4,251	3,971	8,776	4,496	4,279	5,010	2,581	2,428

6_12	60,232	31,138	29,094		64,328	32,930	31,398		34,578	17,761	16,817
13	8,057	4,170	3,888		8,600	4,399	4,201		5,029	2,595	2,434
14	7,884	4,076	3,807		8,411	4,306	4,105		5,017	2,591	2,426
15	7,714	3,994	3,720		8,209	4,197	4,012		4,958	2,569	2,389
16	7,576	3,930	3,646		8,033	4,104	3,929		4,882	2,540	2,342
17	6,201	3,197	3,004		6,889	3,445	3,444		4,543	2,342	2,201
13-17	37,432	19,367	18,065		40,142	20,450	19,691		24,430	12,637	11,792
18	6,703	3,441	3,262		7,478	3,778	3,700		5,023	2,629	2,394
19	6,850	3,500	3,350		7,739	3,898	3,841		5,189	2,726	2,463
20	6,870	3,495	3,375		7,852	3,924	3,928		5,146	2,698	2,448
21	6,822	3,458	3,364		7,897	3,903	3,994		4,995	2,602	2,394
22	6,766	3,416	3,350		7,925	3,871	4,054		4,811	2,492	2,319
23	6,702	3,372	3,331		7,949	3,838	4,110		4,643	2,391	2,251
24	6,661	3,337	3,324		7,998	3,826	4,173		4,501	2,307	2,194
18 - 24	47,374	24,019	23,355		54,837	27,038	27,800		34,308	17,845	16,463
6_24	145,038	74,524	70,514		159,307	80,418	78,889		93,315	48,243	45,072

2024	LUBOMBO			SWAZILAND		
SCHOOL GOING AGES	TOTAL	MALE	FEMALE	TOTAL	MALE	FEMALE
6	6,569	3,312	3,257	29,839	15,259	14,580
7	6,517	3,285	3,232	29,684	15,188	14,496
8	6,465	3,259	3,206	29,474	15,087	14,387

9	6,395	3,222	3,172		29,203	14,954	14,249
10	6,328	3,188	3,140		28,896	14,801	14,095
11	6,248	3,150	3,098		28,556	14,628	13,928
12	6,171	3,114	3,057		28,178	14,443	13,735
6_12	44,692	22,531	22,162		203,830	104,360	99,470
13	6,077	3,067	3,010		27,764	14,231	13,533
14	5,997	3,031	2,965		27,308	14,004	13,304
15	5,889	2,979	2,910		26,770	13,739	13,031
16	5,833	2,962	2,871		26,324	13,536	12,788
17	4,477	2,258	2,219		22,110	11,242	10,868
13-17	28,273	14,297	13,976		130,276	66,752	63,524
18	5,172	2,652	2,520		24,376	12,500	11,876
19	5,387	2,768	2,619		25,165	12,892	12,273
20	5,368	2,751	2,617		25,236	12,868	12,368
21	5,228	2,672	2,556		24,942	12,635	12,307
22	5,056	2,576	2,480		24,558	12,355	12,203
23	4,893	2,490	2,403		24,187	12,092	12,095
24	4,764	2,422	2,342		23,924	11,891	12,033
18 - 24	35,869	18,332	17,537		172,388	87,233	85,155
6_24	108,834	55,160	53,675		506,494	258,345	248,149

2025	HHOHHO				MANZINI				SHISELWENI		
------	--------	--	--	--	---------	--	--	--	------------	--	--

SCHOOL GOING AGES	TOTAL	MALE	FEMALE		TOTAL	MALE	FEMALE		TOTAL	MALE	FEMALE
6	8,933	4,614	4,318		9,546	4,879	4,667		4,785	2,452	2,333
7	8,879	4,587	4,291		9,496	4,856	4,641		4,828	2,476	2,352
8	8,811	4,555	4,256		9,416	4,819	4,596		4,874	2,500	2,373
9	8,718	4,507	4,211		9,314	4,772	4,542		4,910	2,521	2,389
10	8,611	4,454	4,157		9,203	4,715	4,487		4,934	2,535	2,399
11	8,480	4,386	4,093		9,075	4,648	4,427		4,959	2,553	2,406
12	8,338	4,312	4,027		8,934	4,573	4,361		4,983	2,567	2,416
6_12	60,770	31,416	29,354		64,984	33,262	31,722		34,273	17,604	16,669
13	8,188	4,234	3,955		8,770	4,492	4,278		4,996	2,577	2,419
14	8,021	4,151	3,871		8,596	4,395	4,201		5,017	2,593	2,424
15	7,849	4,061	3,788		8,410	4,302	4,109		4,980	2,579	2,401
16	7,674	3,981	3,693		8,217	4,195	4,022		4,898	2,548	2,350
17	7,537	3,917	3,620		8,039	4,101	3,938		4,823	2,519	2,304
13-17	39,270	20,344	18,926		42,032	21,484	20,547		24,715	12,816	11,899
18	6,169	3,187	2,981		6,901	3,445	3,456		4,483	2,321	2,163
19	6,668	3,429	3,238		7,488	3,777	3,711		4,962	2,608	2,354
20	6,819	3,490	3,329		7,762	3,900	3,862		5,078	2,675	2,403
21	6,843	3,485	3,357		7,889	3,928	3,961		4,987	2,619	2,368
22	6,792	3,448	3,345		7,932	3,907	4,025		4,838	2,524	2,314
23	6,739	3,407	3,332		7,960	3,875	4,085		4,655	2,415	2,240
24	6,673	3,362	3,312		7,983	3,842	4,140		4,490	2,316	2,174
18 - 24	46,702	23,808	22,894		53,914	26,674	27,240		33,494	17,478	16,016

6_24	146,742	75,568	71,174		160,930	81,420	79,510		92,481	47,897	44,584
------	---------	--------	--------	--	---------	--------	--------	--	--------	--------	--------

2025	LUBOMBO			SWAZILAND		
SCHOOL GOING AGES	TOTAL	MALE	FEMALE	TOTAL	MALE	FEMALE
6	6,592	3,324	3,268	29,855	15,269	14,586
7	6,551	3,302	3,249	29,754	15,221	14,533
8	6,499	3,276	3,224	29,600	15,151	14,449
9	6,447	3,250	3,197	29,389	15,049	14,340
10	6,377	3,213	3,164	29,125	14,918	14,207
11	6,308	3,179	3,129	28,822	14,766	14,056
12	6,228	3,142	3,086	28,484	14,594	13,890
6_12	45,003	22,686	22,316	205,029	104,968	100,061
13	6,152	3,107	3,045	28,106	14,409	13,697
14	6,058	3,058	2,999	27,692	14,197	13,495
15	5,963	3,019	2,944	27,203	13,961	13,242
16	5,841	2,961	2,880	26,630	13,685	12,945
17	5,787	2,946	2,841	26,186	13,483	12,703
13-17	29,800	15,091	14,709	135,817	69,735	66,082
18	4,436	2,243	2,194	21,989	11,195	10,794
19	5,129	2,637	2,492	24,247	12,451	11,796
20	5,317	2,738	2,578	24,975	12,803	12,172

21	5,275	2,711	2,564		24,994	12,744	12,250
22	5,136	2,632	2,504		24,699	12,511	12,188
23	4,965	2,537	2,428		24,319	12,234	12,085
24	4,804	2,452	2,352		23,950	11,972	11,978
18 - 24	35,063	17,950	17,113		169,173	85,910	83,263
6_24	109,866	55,728	54,138		510,019	260,613	249,406

2026	HHOHHO			MANZINI			SHISELWENI		
SCHOOL GOING AGES	TOTAL	MALE	FEMALE	TOTAL	MALE	FEMALE	TOTAL	MALE	FEMALE
6	8,944	4,619	4,325	9,539	4,874	4,664	4,715	2,417	2,298
7	8,907	4,602	4,305	9,517	4,868	4,649	4,772	2,446	2,325
8	8,855	4,576	4,278	9,468	4,844	4,624	4,814	2,471	2,344
9	8,786	4,544	4,242	9,388	4,808	4,579	4,860	2,494	2,366
10	8,689	4,492	4,197	9,296	4,764	4,533	4,897	2,517	2,381
11	8,575	4,435	4,140	9,196	4,711	4,485	4,922	2,532	2,390
12	8,447	4,369	4,078	9,069	4,643	4,426	4,946	2,549	2,396
6_12	61,202	31,638	29,564	65,473	33,512	31,961	33,926	17,426	16,500
13	8,304	4,293	4,010	8,928	4,568	4,360	4,970	2,564	2,406
14	8,154	4,216	3,938	8,765	4,487	4,278	4,985	2,574	2,410
15	7,985	4,134	3,850	8,597	4,393	4,204	4,980	2,580	2,400
16	7,811	4,050	3,761	8,417	4,299	4,119	4,921	2,559	2,362
17	7,635	3,968	3,667	8,225	4,193	4,032	4,837	2,526	2,311
13-17	39,888	20,661	19,228	42,932	21,939	20,992	24,692	12,803	11,889

18	7,499	3,905	3,594		8,047	4,099	3,948		4,765	2,499	2,266
19	6,136	3,177	2,959		6,911	3,444	3,467		4,425	2,300	2,125
20	6,637	3,419	3,218		7,514	3,779	3,734		4,854	2,558	2,296
21	6,792	3,481	3,311		7,799	3,905	3,894		4,921	2,596	2,325
22	6,815	3,476	3,339		7,925	3,932	3,993		4,829	2,541	2,288
23	6,765	3,438	3,327		7,968	3,912	4,056		4,684	2,448	2,236
24	6,710	3,397	3,313		7,995	3,879	4,116		4,502	2,340	2,162
18 - 24	47,355	24,293	23,062		54,158	26,950	27,208		32,980	17,282	15,698
6_24	148,445	76,591	71,854		162,563	82,402	80,161		91,598	47,511	44,087

2026	LUBOMBO			SWAZILAND		
SCHOOL GOING AGES	TOTAL	MALE	FEMALE	TOTAL	MALE	FEMALE
6	6,608	3,332	3,276	29,806	15,242	14,564
7	6,575	3,315	3,260	29,770	15,231	14,539
8	6,533	3,293	3,240	29,670	15,184	14,486
9	6,482	3,266	3,216	29,516	15,113	14,403
10	6,428	3,241	3,187	29,310	15,013	14,297
11	6,358	3,205	3,153	29,051	14,883	14,168
12	6,288	3,171	3,117	28,750	14,732	14,018
6_12	45,272	22,822	22,450	205,873	105,398	100,475
13	6,211	3,135	3,076	28,412	14,560	13,852
14	6,132	3,098	3,033	28,035	14,375	13,660

15	6,025	3,046	2,979		27,586	14,153	13,433
16	5,915	3,001	2,913		27,063	13,908	13,155
17	5,796	2,945	2,851		26,493	13,632	12,861
13-17	30,077	15,225	14,852		137,589	70,628	66,961
18	5,739	2,928	2,811		26,050	13,431	12,619
19	4,398	2,228	2,170		21,870	11,149	10,721
20	5,061	2,609	2,452		24,066	12,366	11,700
21	5,224	2,698	2,526		24,736	12,680	12,056
22	5,185	2,672	2,513		24,754	12,621	12,133
23	5,044	2,593	2,451		24,461	12,390	12,071
24	4,876	2,499	2,378		24,084	12,115	11,969
18 - 24	35,528	18,227	17,301		170,021	86,752	83,269
6_24	110,876	56,274	54,603		513,483	262,778	250,705

2027	HHOHHO			MANZINI			SHISELWENI		
SCHOOL GOING AGES	TOTAL	MALE	FEMALE	TOTAL	MALE	FEMALE	TOTAL	MALE	FEMALE
6	8,958	4,627	4,331	9,531	4,870	4,660	4,644	2,379	2,264
7	8,920	4,608	4,312	9,510	4,864	4,647	4,702	2,412	2,290
8	8,882	4,591	4,291	9,488	4,856	4,632	4,758	2,441	2,318
9	8,830	4,565	4,266	9,441	4,834	4,607	4,800	2,465	2,335
10	8,757	4,530	4,227	9,370	4,800	4,570	4,848	2,491	2,358
11	8,654	4,474	4,180	9,289	4,758	4,531	4,885	2,514	2,371

12	8,539	4,416	4,123		9,190	4,706	4,484		4,910	2,528	2,381
6_12	61,540	31,810	29,730		65,819	33,689	32,131		33,547	17,230	16,318
13	8,414	4,352	4,062		9,063	4,638	4,425		4,933	2,546	2,387
14	8,269	4,275	3,994		8,924	4,564	4,359		4,957	2,561	2,396
15	8,117	4,200	3,918		8,764	4,483	4,281		4,949	2,563	2,386
16	7,945	4,121	3,824		8,603	4,390	4,213		4,920	2,558	2,361
17	7,771	4,037	3,735		8,425	4,297	4,128		4,862	2,538	2,324
13-17	40,517	20,984	19,533		43,779	22,372	21,407		24,621	12,767	11,854
18	7,598	3,956	3,642		8,232	4,190	4,042		4,778	2,505	2,273
19	7,462	3,893	3,569		8,055	4,097	3,958		4,707	2,479	2,228
20	6,109	3,167	2,941		6,937	3,448	3,489		4,322	2,253	2,068
21	6,610	3,411	3,199		7,552	3,785	3,767		4,700	2,481	2,219
22	6,766	3,472	3,294		7,837	3,910	3,926		4,765	2,519	2,247
23	6,788	3,467	3,321		7,962	3,937	4,025		4,674	2,464	2,210
24	6,738	3,429	3,309		8,004	3,916	4,088		4,531	2,372	2,159
18 - 24	48,071	24,794	23,276		54,579	27,283	27,296		32,476	17,072	15,405
6_24	150,127	77,588	72,539		164,177	83,344	80,833		90,645	47,068	43,576

2027	LUBOMBO				SWAZILAND		
SCHOOL GOING AGES	TOTAL	MALE	FEMALE		TOTAL	MALE	FEMALE
6	6,623	3,340	3,283		29,755	15,217	14,538
7	6,591	3,322	3,269		29,723	15,205	14,518

8	6,557	3,305	3,251		29,685	15,193	14,492
9	6,515	3,283	3,232		29,587	15,147	14,440
10	6,463	3,257	3,206		29,438	15,077	14,361
11	6,408	3,232	3,176		29,236	14,978	14,258
12	6,339	3,197	3,141		28,978	14,848	14,130
6_12	45,496	22,937	22,559		206,402	105,665	100,737
13	6,269	3,163	3,106		28,679	14,699	13,980
14	6,191	3,126	3,065		28,341	14,526	13,815
15	6,098	3,085	3,013		27,929	14,331	13,598
16	5,977	3,029	2,948		27,445	14,099	13,346
17	5,868	2,984	2,883		26,926	13,856	13,070
13-17	30,403	15,388	15,015		139,320	71,511	67,809
18	5,750	2,928	2,822		26,357	13,579	12,778
19	5,693	2,911	2,781		25,917	13,380	12,537
20	4,337	2,203	2,134		21,704	11,071	10,633
21	4,972	2,570	2,402		23,835	12,247	11,588
22	5,133	2,658	2,475		24,501	12,559	11,942
23	5,095	2,634	2,462		24,519	12,501	12,018
24	4,954	2,554	2,401		24,227	12,270	11,957
18 - 24	35,934	18,458	17,477		171,060	87,607	83,453
6_24	111,833	56,782	55,051		516,782	264,783	251,999

2028	HHOHHO			MANZINI			SHISELWENI		
SCHOOL GOING AGES	TOTAL	MALE	FEMALE	TOTAL	MALE	FEMALE	TOTAL	MALE	FEMALE
6	8,960	4,627	4,333	9,511	4,861	4,651	4,576	2,347	2,229
7	8,933	4,616	4,317	9,503	4,859	4,643	4,631	2,374	2,257
8	8,897	4,597	4,300	9,483	4,853	4,630	4,690	2,407	2,283
9	8,858	4,580	4,278	9,460	4,845	4,615	4,745	2,435	2,310
10	8,800	4,550	4,251	9,423	4,826	4,597	4,787	2,461	2,327
11	8,721	4,511	4,210	9,363	4,794	4,569	4,836	2,487	2,349
12	8,620	4,456	4,164	9,284	4,754	4,530	4,873	2,511	2,362
6_12	61,788	31,936	29,852	66,027	33,793	32,234	33,138	17,022	16,117
13	8,505	4,398	4,107	9,183	4,700	4,483	4,897	2,526	2,371
14	8,379	4,333	4,046	9,059	4,634	4,425	4,920	2,543	2,378
15	8,234	4,260	3,974	8,923	4,560	4,363	4,921	2,549	2,372
16	8,077	4,186	3,891	8,771	4,480	4,290	4,890	2,542	2,348
17	7,906	4,108	3,797	8,610	4,388	4,221	4,860	2,537	2,323
13-17	41,101	21,286	19,815	44,546	22,764	21,782	24,490	12,698	11,792
18	7,734	4,024	3,709	8,432	4,294	4,138	4,804	2,518	2,286
19	7,560	3,943	3,616	8,239	4,187	4,052	4,719	2,484	2,235
20	7,429	3,882	3,548	8,078	4,099	3,979	4,602	2,431	2,172
21	6,084	3,159	2,925	6,977	3,455	3,522	4,174	2,179	1,994
22	6,585	3,402	3,183	7,592	3,791	3,800	4,547	2,405	2,143
23	6,741	3,463	3,277	7,873	3,914	3,959	4,612	2,442	2,169
24	6,761	3,458	3,303	7,999	3,942	4,056	4,523	2,388	2,134

18 - 24	48,894	25,332	23,562		55,191	27,683	27,507		31,981	16,848	15,133
6_24	151,783	78,554	73,229		165,763	84,240	81,524		89,609	46,567	43,042

2028	LUBOMBO			SWAZILAND		
SCHOOL GOING AGES	TOTAL	MALE	FEMALE	TOTAL	MALE	FEMALE
6	6,636	3,345	3,291	29,683	15,179	14,504
7	6,606	3,331	3,275	29,672	15,180	14,492
8	6,572	3,312	3,260	29,641	15,168	14,473
9	6,539	3,296	3,243	29,602	15,156	14,446
10	6,496	3,274	3,223	29,507	15,110	14,397
11	6,444	3,250	3,195	29,365	15,042	14,323
12	6,388	3,224	3,164	29,165	14,945	14,220
6_12	45,682	23,030	22,652	206,635	105,780	100,855
13	6,320	3,189	3,131	28,905	14,813	14,092
14	6,249	3,155	3,094	28,608	14,665	13,943
15	6,158	3,113	3,045	28,236	14,483	13,753
16	6,051	3,068	2,983	27,789	14,277	13,512
17	5,931	3,013	2,919	27,307	14,047	13,260
13-17	30,709	15,538	15,171	140,845	72,285	68,560
18	5,821	2,968	2,854	26,791	13,804	12,987
19	5,705	2,912	2,793	26,223	13,527	12,696
20	5,622	2,882	2,740	25,732	13,293	12,439

21	4,256	2,168	2,088		21,491	10,961	10,530
22	4,885	2,531	2,353		23,609	12,130	11,479
23	5,044	2,620	2,424		24,270	12,440	11,830
24	5,005	2,594	2,411		24,288	12,383	11,905
18 - 24	36,338	18,674	17,663		172,404	88,538	83,866
6_24	112,729	57,242	55,487		519,884	266,603	253,281

2029	HHOHHO			MANZINI			SHISELWENI		
SCHOOL GOING AGES	TOTAL	MALE	FEMALE	TOTAL	MALE	FEMALE	TOTAL	MALE	FEMALE
6	8,963	4,627	4,336	9,473	4,842	4,631	4,498	2,306	2,192
7	8,936	4,615	4,320	9,483	4,849	4,634	4,564	2,342	2,222
8	8,909	4,605	4,304	9,475	4,849	4,626	4,618	2,369	2,249
9	8,872	4,585	4,287	9,456	4,842	4,614	4,678	2,402	2,275
10	8,828	4,566	4,263	9,443	4,837	4,606	4,733	2,431	2,302
11	8,765	4,532	4,234	9,418	4,822	4,596	4,776	2,457	2,318
12	8,687	4,493	4,194	9,356	4,789	4,567	4,824	2,484	2,340
6_12	61,960	32,023	29,937	66,103	33,830	32,273	32,690	16,791	15,899
13	8,586	4,438	4,148	9,278	4,749	4,529	4,861	2,508	2,353
14	8,471	4,380	4,091	9,177	4,696	4,481	4,885	2,523	2,362
15	8,341	4,316	4,025	9,059	4,631	4,428	4,885	2,531	2,354
16	8,194	4,247	3,947	8,928	4,557	4,371	4,863	2,529	2,334
17	8,038	4,174	3,864	8,778	4,478	4,300	4,832	2,522	2,310

13-17	41,630	21,555	20,075		45,221	23,111	22,110		24,326	12,613	11,713
18	7,868	4,096	3,771		8,616	4,386	4,231		4,801	2,516	2,285
19	7,697	4,012	3,685		8,440	4,292	4,148		4,746	2,498	2,248
20	7,525	3,931	3,593		8,261	4,189	4,072		4,616	2,437	2,179
21	7,399	3,871	3,529		8,116	4,105	4,011		4,451	2,354	2,097
22	6,062	3,151	2,910		7,016	3,461	3,555		4,029	2,108	1,921
23	6,562	3,395	3,168		7,631	3,798	3,833		4,397	2,330	2,067
24	6,714	3,455	3,259		7,911	3,919	3,992		4,462	2,367	2,094
18 - 24	49,825	25,910	23,915		55,991	28,149	27,842		31,502	16,611	14,891
6_24	153,415	79,488	73,927		167,315	85,090	82,225		88,518	46,015	42,503

2029	LUBOMBO			SWAZILAND		
SCHOOL GOING AGES	TOTAL	MALE	FEMALE	TOTAL	MALE	FEMALE
6	6,654	3,355	3,299	29,588	15,130	14,458
7	6,619	3,335	3,283	29,601	15,142	14,459
8	6,588	3,321	3,267	29,589	15,143	14,446
9	6,554	3,302	3,252	29,559	15,131	14,428
10	6,520	3,287	3,234	29,524	15,120	14,404
11	6,476	3,265	3,211	29,435	15,076	14,359
12	6,426	3,242	3,184	29,293	15,008	14,285
6_12	45,836	23,106	22,731	206,589	105,750	100,839
13	6,369	3,216	3,153	29,094	14,911	14,183

14	6,300	3,180	3,120		28,833	14,779	14,054
15	6,216	3,143	3,074		28,502	14,621	13,881
16	6,111	3,097	3,015		28,097	14,430	13,667
17	6,003	3,050	2,953		27,651	14,224	13,427
13-17	31,000	15,686	15,314		142,177	72,965	69,212
18	5,887	2,997	2,890		27,172	13,995	13,177
19	5,775	2,951	2,824		26,658	13,753	12,905
20	5,635	2,883	2,753		26,037	13,440	12,597
21	5,529	2,840	2,689		25,495	13,170	12,325
22	4,176	2,133	2,042		21,282	10,853	10,429
23	4,798	2,494	2,304		23,388	12,016	11,372
24	4,957	2,582	2,374		24,043	12,323	11,720
18 - 24	36,756	18,880	17,876		174,075	89,550	84,525
6_24	113,593	57,672	55,921		522,841	268,265	254,576

2030	HHOHHO			MANZINI			SHISELWENI		
SCHOOL GOING AGES	TOTAL	MALE	FEMALE	TOTAL	MALE	FEMALE	TOTAL	MALE	FEMALE
6	8,963	4,628	4,335	9,418	4,813	4,605	4,421	2,266	2,155
7	8,939	4,616	4,322	9,446	4,831	4,615	4,486	2,301	2,185
8	8,912	4,605	4,307	9,456	4,839	4,617	4,552	2,337	2,215
9	8,885	4,594	4,291	9,447	4,837	4,610	4,605	2,364	2,241
10	8,841	4,570	4,271	9,439	4,834	4,605	4,666	2,398	2,268

11	8,794	4,548	4,247		9,436	4,832	4,604		4,721	2,428	2,293
12	8,732	4,514	4,218		9,411	4,817	4,594		4,764	2,455	2,310
6_12	62,066	32,074	29,992		66,053	33,804	32,249		32,215	16,549	15,667
13	8,652	4,475	4,177		9,350	4,784	4,566		4,812	2,481	2,331
14	8,552	4,419	4,133		9,273	4,745	4,527		4,850	2,506	2,344
15	8,434	4,365	4,069		9,177	4,691	4,485		4,849	2,511	2,338
16	8,302	4,304	3,998		9,066	4,629	4,437		4,827	2,511	2,317
17	8,154	4,234	3,920		8,935	4,554	4,380		4,804	2,508	2,296
13-17	42,095	21,796	20,298		45,800	23,403	22,396		24,142	12,517	11,626
18	8,000	4,161	3,838		8,784	4,475	4,309		4,775	2,502	2,273
19	7,830	4,084	3,746		8,624	4,384	4,239		4,744	2,496	2,248
20	7,663	3,999	3,663		8,461	4,293	4,168		4,642	2,450	2,192
21	7,494	3,920	3,574		8,299	4,194	4,105		4,465	2,361	2,104
22	7,369	3,859	3,510		8,151	4,108	4,043		4,305	2,281	2,024
23	6,040	3,144	2,896		7,056	3,468	3,588		3,885	2,037	1,848
24	6,536	3,386	3,150		7,670	3,804	3,866		4,250	2,256	1,994
18 - 24	50,931	26,554	24,377		57,045	28,727	28,317		31,066	16,384	14,682
6_24	155,092	80,425	74,667		168,898	85,935	82,963		87,424	45,449	41,974

2030	LUBOMBO				SWAZILAND		
SCHOOL GOING AGES	TOTAL	MALE	FEMALE		TOTAL	MALE	FEMALE
6	6,678	3,366	3,312		29,481	15,074	14,407

7	6,636	3,345	3,291		29,507	15,094	14,413
8	6,601	3,325	3,276		29,521	15,106	14,415
9	6,570	3,311	3,259		29,507	15,106	14,401
10	6,536	3,293	3,243		29,481	15,095	14,386
11	6,501	3,279	3,222		29,452	15,086	14,366
12	6,457	3,257	3,200		29,364	15,042	14,322
6 - 12	45,979	23,176	22,803		206,313	105,603	100,710
13	6,408	3,234	3,173		29,222	14,974	14,248
14	6,349	3,207	3,142		29,023	14,877	14,146
15	6,267	3,168	3,099		28,727	14,735	13,992
16	6,169	3,125	3,044		28,364	14,569	13,795
17	6,066	3,080	2,985		27,959	14,377	13,582
13-17	31,258	15,815	15,443		143,295	73,532	69,763
18	5,958	3,034	2,924		27,516	14,172	13,344
19	5,841	2,979	2,862		27,039	13,944	13,095
20	5,705	2,922	2,783		26,471	13,665	12,806
21	5,544	2,843	2,701		25,801	13,318	12,483
22	5,437	2,801	2,636		25,263	13,050	12,213
23	4,097	2,099	1,998		21,077	10,747	10,330
24	4,712	2,456	2,257		23,169	11,903	11,266
18 - 24	37,294	19,134	18,160		176,336	90,799	85,537
6_24	114,531	58,125	56,406		525,944	269,934	256,010

Appendix 1: Swaziland Mid Year Population by Sex and Place of Residence:2007-2030 (Medium Variant)

Summary Table 1: Swaziland Mid -Year Population by Sex and Place of Residence:2007-2030 (Medium Variant)											
YEAR	URBAN				RURAL				SWAZILAND		
	MALE	FEMALE	BOTH SEXES		MALE	FEMALE	BOTH SEXES		MALE	FEMALE	BOTH SEXES
2007	108,264	117,436	225,700		373,945	420,457	794,402		482,209	537,893	1,020,102
2008	109,937	119,579	229,516		378,195	424,036	802,231		488,132	543,615	1,031,747
2009	111,704	121,800	233,504		382,357	427,648	810,005		494,061	549,448	1,043,509
2010	113,554	124,087	237,641		386,516	431,349	817,865		500,070	555,436	1,055,506
2011	115,493	126,454	241,947		390,693	435,133	825,826		506,186	561,587	1,067,773
2012	117,528	128,913	246,441		394,904	438,992	833,896		512,432	567,905	1,080,337
2013	119,658	131,464	251,122		399,130	442,906	842,036		518,788	574,370	1,093,158
2014	121,881	134,105	255,986		403,351	446,852	850,203		525,232	580,957	1,106,189
2015	124,195	136,833	261,028		407,542	450,805	858,347		531,737	587,638	1,119,375
2016	126,593	139,637	266,230		411,681	454,746	866,427		538,274	594,383	1,132,657
2017	129,068	142,505	271,573		415,743	458,654	874,397		544,811	601,159	1,145,970
2018	131,612	145,430	277,042		419,705	462,503	882,208		551,317	607,933	1,159,250
2019	134,217	148,405	282,622		423,543	466,268	889,811		557,760	614,673	1,172,433
2020	136,875	151,422	288,297		427,230	469,922	897,152		564,105	621,344	1,185,449
2021	139,580	154,477	294,057		430,769	473,465	904,234		570,349	627,942	1,198,291
2022	142,324	157,563	299,887		434,159	476,893	911,052		576,483	634,456	1,210,939
2023	145,089	160,663	305,752		437,404	480,206	917,610		582,493	640,869	1,223,362
2024	147,854	163,758	311,612		440,523	483,414	923,937		588,377	647,172	1,235,549
2025	150,603	166,832	317,435		443,510	486,506	930,016		594,113	653,338	1,247,451
2026	153,323	169,874	323,197		446,385	489,501	935,886		599,708	659,375	1,259,083
2027	156,006	172,879	328,885		449,147	492,394	941,541		605,153	665,273	1,270,426
2028	158,641	175,836	334,477		451,821	495,205	947,026		610,462	671,041	1,281,503
2029	161,217	178,734	339,951		454,458	497,983	952,441		615,675	676,717	1,292,392
2030	163,729	181,569	345,298		457,064	500,728	957,792		620,793	682,297	1,303,090

Appendix 1 continued

YEAR	REGION												SWAZILAND		
	HHOHHO			MANZINI			SHISELWENI			LUBOMBO					
	MALE	FEMALE	BOTH SEXES	MALE	FEMALE	BOTH SEXES	MALE	FEMALE	BOTH SEXES	MALE	FEMALE	BOTH SEXES	MALE	FEMALE	BOTH SEXES
2007	135,069	148,113	283,182	150,274	170,113	320,387	96,709	111,810	208,519	100,157	107,857	208,014	482,209	537,893	1,020,102
2008	137,348	150,005	287,353	152,604	172,843	325,447	96,874	111,775	208,649	101,305	108,992	210,298	488,132	543,615	1,031,747
2009	139,619	151,932	291,551	154,966	175,651	330,617	97,051	111,754	208,805	102,424	110,111	212,535	494,061	549,448	1,043,509
2010	141,904	153,915	295,819	157,372	178,541	335,913	97,241	111,747	208,988	103,553	111,233	214,786	500,070	555,436	1,055,506
2011	144,217	155,958	300,174	159,830	181,510	341,339	97,436	111,746	209,183	104,703	112,373	217,077	506,186	561,587	1,067,773
2012	146,570	158,064	304,634	162,345	184,551	346,896	97,631	111,746	209,378	105,885	113,544	219,429	512,432	567,905	1,080,337
2013	148,958	160,226	309,184	164,912	187,656	352,568	97,823	111,745	209,568	107,095	114,743	221,837	518,788	574,370	1,093,158
2014	151,374	162,434	313,808	167,521	190,813	358,334	98,007	111,742	209,749	108,330	115,968	224,297	525,232	580,957	1,106,189
2015	153,812	164,681	318,493	170,161	194,009	364,170	98,180	111,733	209,913	109,585	117,215	226,800	531,737	587,638	1,119,375
2016	156,262	166,957	323,219	172,819	197,230	370,049	98,336	111,715	210,051	110,856	118,481	229,338	538,274	594,383	1,132,657
2017	158,716	169,251	327,968	175,485	200,462	375,947	98,471	111,684	210,154	112,140	119,762	231,902	544,811	601,159	1,145,970
2018	161,166	171,556	332,722	178,144	203,691	381,834	98,576	111,634	210,211	113,431	121,052	234,483	551,317	607,933	1,159,250
2019	163,604	173,860	337,464	180,782	206,902	387,684	98,649	111,562	210,211	114,725	122,348	237,074	557,760	614,673	1,172,433
2020	166,020	176,155	342,175	183,387	210,082	393,469	98,681	111,463	210,144	116,016	123,644	239,661	564,105	621,344	1,185,449
2021	168,415	178,439	346,854	185,956	213,226	399,181	98,673	111,335	210,008	117,305	124,942	242,247	570,349	627,942	1,198,291
2022	170,787	180,709	351,496	188,482	216,328	404,810	98,625	111,179	209,803	118,589	126,240	244,830	576,483	634,456	1,210,939
2023	173,133	182,961	356,094	190,959	219,377	410,337	98,530	110,990	209,521	119,871	127,540	247,411	582,493	640,869	1,223,362
2024	175,454	185,194	360,648	193,381	222,366	415,747	98,387	110,767	209,155	121,155	128,845	250,000	588,377	647,172	1,235,549
2025	177,744	187,399	365,142	195,737	225,284	421,021	98,193	110,505	208,699	122,439	130,150	252,589	594,113	653,338	1,247,451
2026	180,006	189,578	369,584	198,031	228,132	426,163	97,949	110,209	208,157	123,722	131,457	255,179	599,708	659,375	1,259,083
2027	182,238	191,727	373,965	200,264	230,907	431,171	97,651	109,878	207,529	125,000	132,761	257,761	605,153	665,273	1,270,426
2028	184,448	193,852	378,300	202,435	233,611	436,046	97,299	109,511	206,810	126,280	134,067	260,347	610,462	671,041	1,281,503
2029	186,650	195,967	382,617	204,556	236,251	440,806	96,893	109,109	206,002	127,576	135,391	262,966	615,675	676,717	1,292,392
2030	188,847	198,071	386,917	206,626	238,826	445,452	96,434	108,672	205,106	128,887	136,728	265,614	620,793	682,297	1,303,090

Appendix 2: Fertility Assumptions by Variant

Year	Variant		
	LOW	MEDIUM	HIGH
	2007	3.95	3.95
2008	3.86	3.90	3.95
2009	3.78	3.85	3.95
2010	3.70	3.80	3.95
2011	3.62	3.74	3.92
2012	3.54	3.68	3.89
2013	3.46	3.62	3.86
2014	3.38	3.56	3.83
2015	3.30	3.50	3.80
2016	3.20	3.44	3.76
2017	3.10	3.38	3.72
2018	3.00	3.32	3.68
2019	2.90	3.26	3.64
2020	2.80	3.20	3.60
2021	2.76	3.16	3.58
2022	2.72	3.12	3.56
2023	2.68	3.08	3.54
2024	2.64	3.04	3.52
2025	2.60	3.00	3.50
2026	2.56	2.98	3.48
2027	2.52	2.96	3.46
2028	2.48	2.94	3.44
2029	2.44	2.92	3.42
2030	2.40	2.90	3.40

Appendix 3: Swaziland Mortality Assumptions: Life Expectancy at Birth by Sex and Scenario; 2007-2030

Swaziland Mortality Assumptions:Life Expectancy at Birth by Sex and Scenario,2007-2030								
Scenario								
Year	Low			Medium			High	
	Male	Female		Male	Female		Male	Female
2007	43.31	47.21		43.31	47.21		43.31	47.21
2008	43.24	47.20		43.24	47.20		43.24	47.20
2009	43.16	47.18		43.17	47.18		43.17	47.18
2010	43.09	47.17		43.09	47.17		43.09	47.17
2011	43.26	47.34		43.21	47.29		43.21	47.29
2012	43.42	47.51		43.33	47.41		43.33	47.41
2013	43.59	47.68		43.44	47.52		43.44	47.52
2014	43.76	47.85		43.56	47.64		43.56	47.64
2015	43.93	48.01		43.68	47.76		43.68	47.76
2016	44.10	48.18		43.80	47.88		43.80	47.88
2017	44.26	48.34		43.91	47.99		43.91	47.99
2018	44.43	48.51		44.03	48.11		44.03	48.11
2019	44.59	48.68		44.14	48.22		44.14	48.22
2020	44.76	48.84		44.26	48.34		44.26	48.34
2021	44.93	49.01		44.38	48.46		44.38	48.46
2022	45.10	49.17		44.49	48.57		44.49	48.57
2023	45.26	49.34		44.61	48.69		44.61	48.69
2024	45.43	49.51		44.73	48.80		44.73	48.80
2025	45.60	49.68		44.85	48.92		44.85	48.92
2026	45.83	49.84		44.96	49.05		44.96	49.05
2027	46.06	50.00		45.07	49.18		45.07	49.18
2028	46.30	50.17		45.19	49.31		45.19	49.31
2029	46.53	50.33		45.30	49.44		45.30	49.44
2030	46.76	50.50		45.41	49.57		45.41	49.57

Appendix 4: Swaziland Mid-Year Population by Variant: 2007-2030

Swaziland Mid-Year Population by Variant:2007-2030			
Variant			
Year	Low	Medium	High
2007	1,020,102	1,020,102	1,020,102
2008	1,031,617	1,031,747	1,031,851
2009	1,042,993	1,043,509	1,043,928
2010	1,054,348	1,055,506	1,056,456
2011	1,065,794	1,067,773	1,069,497
2012	1,077,409	1,080,337	1,083,105
2013	1,089,104	1,093,158	1,097,247
2014	1,100,795	1,106,189	1,111,886
2015	1,112,394	1,119,375	1,126,977
2016	1,123,743	1,132,657	1,142,456
2017	1,134,684	1,145,970	1,158,249
2018	1,145,134	1,159,250	1,174,293
2019	1,155,008	1,172,433	1,190,520
2020	1,164,223	1,185,449	1,206,857
2021	1,172,926	1,198,291	1,223,259
2022	1,181,250	1,210,939	1,239,668
2023	1,189,150	1,223,362	1,256,062
2024	1,196,610	1,235,549	1,272,443
2025	1,203,584	1,247,451	1,288,767
2026	1,210,029	1,259,083	1,304,975
2027	1,215,880	1,270,426	1,320,970
2028	1,221,154	1,281,503	1,336,783
2029	1,225,911	1,292,392	1,352,510
2030	1,230,143	1,303,090	1,368,163

Appendix 5: Changing Shape of the Population Pyramid

Figure 1: Swaziland, 2007 Population Pyramid

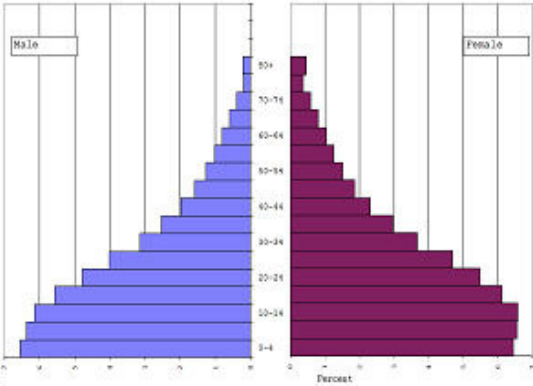


Figure 2: Swaziland, 2030 Population Pyramid

