

# United Arab Emirates



**Official name:** Al-Imārāt al-‘Arabiyyah al-Muttaḥidah (United Arab Emirates).  
**Form of government:** federation of seven emirates with one advisory body (Federal National Council [40<sup>1</sup>]).  
**Head of state:** President Sheikh Khalīfah ibn Zāyid Āl Nahyān.  
**Head of government:** Prime Minister Sheikh Muḥammad ibn Rashīd Āl Maktūm.  
**Capital:** Abu Dhabi.  
**Official language:** Arabic.  
**Official religion:** Islam.  
**Monetary unit:** dirham (AED); valuation (Sept. 1, 2015) 1 U.S.\$ = AED 3.67; 1 £ = AED 5.63.

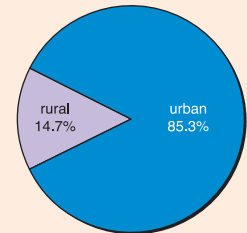


The United Arab Emirates drew criticism from free speech activists in 2015 after Andrew Ross, a sociologist at New York University (NYU) whose research had focused on the exploitation of migrant labourers in the U.A.E., was denied entry into the country in March. Ross was on his way to Abu Dhabi, where NYU had recently built a satellite campus, but was notified when he arrived at Kennedy International Airport in New York that U.A.E. authorities had blocked him from entering. The episode also raised questions about the limits of academic freedom on the many satellite campuses that Western universities have opened in the U.A.E. and other Gulf countries in recent years.

## Demography

**Population (2015):** 9,577,000.  
**Density (2015):** persons per sq mi 296.7, persons per sq km 114.6.  
**Sex distribution (2014):** male 68.61%; female 31.39%.  
**Population projection:** (2020) 10,602,000; (2030) 12,330,000.  
**Major cities (2013):** Dubai 2,173,344; Abu Dhabi 1,031,875; Sharjah (2010)

**Urban-rural (2014):**

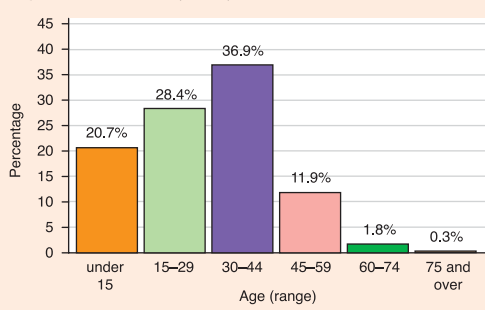


900,000; Al-‘Ayn 435,994; ‘Ajmān (2010) 250,000.

## Area and population

| Emirates               | Capitals        | area <sup>2</sup> |               | population       |
|------------------------|-----------------|-------------------|---------------|------------------|
|                        |                 | sq mi             | sq km         | 2009 estimate    |
| Abū Zaby (Abu Dhabi)   | Abu Dhabi       | 28,210            | 73,060        | 1,628,000        |
| ‘Ajmān (Ajman)         | ‘Ajmān          | 100               | 260           | 250,000          |
| Al-Fujayrah (Fujairah) | Al-Fujayrah     | 500               | 1,300         | 152,000          |
| Al-Shāriqah (Sharjah)  | Sharjah         | 1,000             | 2,600         | 1,017,000        |
| Dubayy (Dubai)         | Dubai           | 1,510             | 3,900         | 1,722,000        |
| Ra’s al-Khaymah        | Ra’s al-Khaymah | 660               | 1,700         | 241,000          |
| Umm al-Qaywayn         | Umm al-Qaywayn  | 300               | 780           | 56,000           |
| <b>TOTAL</b>           |                 | <b>32,280</b>     | <b>83,600</b> | <b>5,066,000</b> |

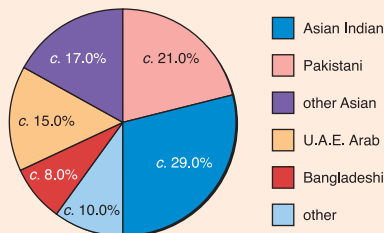
## Age breakdown (2014):



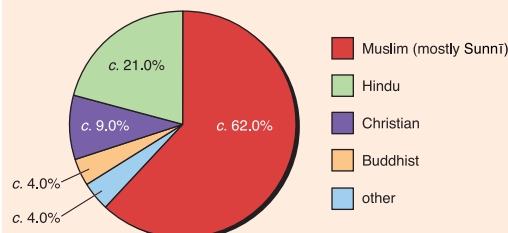
## Vital statistics

**Birth rate per 1,000 population (2014):** 15.5 (world avg. 19.5).  
**Death rate per 1,000 population (2014):** 2.0 (world avg. 8.1).  
**Natural increase rate per 1,000 population (2014):** 13.5 (world avg. 11.4).  
**Life expectancy at birth (2014):** male 74.5 years; female 79.8 years.

## Ethnic composition (2009):



## Religious affiliation (2005):



## 🏠 National economy

**Budget (2014)**<sup>3</sup>. Revenue: AED 524,700,000,000 (royalties on hydrocarbons 76.3%, other 23.7%). Expenditures: AED 317,000,000,000 (transfers 21.7%, general goods and services 15.1%, wages and salaries 13.4%).

**Public debt** (December 2010): U.S.\$151,800,000,000.

**Gross national income** (GNI; 2014): U.S.\$410,724,000,000 (U.S.\$43,480 per capita); purchasing power parity GNI (U.S.\$63,750 per capita).

**Production** (metric tons except as noted). Agriculture, forestry, fishing (2013): dates 245,000, sorghum 135,000, tomatoes 62,724, pumpkins, squash, and gourds 22,239, green onions 18,759, cucumbers and gherkins 16,000, carrots and turnips 10,000, potatoes 10,000, eggplants 9,760, almonds 1,092; livestock (number of live animals) 1,925,000 goats, 1,420,000

sheep, 366,000 camels, 21,500,000 chickens; roundwood 18,432 cu m, of which fuelwood 100%; fisheries production (2012) 75,330 (from aquaculture, negligible). Mining and quarrying (2013): gypsum 700,000. Manufacturing (2012): cement 17,000,000; aluminum 1,820,000; steel (2007) 90,000; gold U.S.\$23,771,000,000<sup>9</sup>; diamonds U.S.\$14,090,000,000<sup>9</sup>. Energy production (consumption): electricity (kW-hr; 2012) 106,222,000,000 (101,454,000,000), by source: fossil fuels 100%; coal (metric tons; 2011) none (2,030,000); crude petroleum (barrels; 2014) 1,107,000,000 ([2011] 71,600,000); petroleum products (metric tons; 2011) 20,226,000 (12,799,000); natural gas (cu m; 2013) 54,600,000,000 (66,690,000,000).

**Population economically active**: total (2008) 1,923,214; participation rates (2009): ages 15–64, male 88.9%; female 42.1%; unemployed (2012) 4.0%, of which youth (ages 15–24; 2008) 12.1%.

**Average household size** (2007–08): 5.1.

**Land use as % of total land area** (2011): in temporary crops or left fallow 0.6%, in permanent crops 0.5%, in pasture 3.6%, forest area 3.8%.

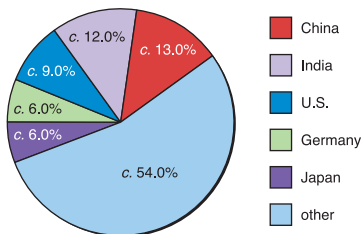
### Structure of gross domestic product and labour force

|                                | 2013                     |                     | 2008                   |                      |
|--------------------------------|--------------------------|---------------------|------------------------|----------------------|
|                                | in value<br>AED '000,000 | % of total<br>value | labour<br>force        | % of labour<br>force |
| Agriculture, forestry, fishing | 9,745                    | 0.7                 | 78,500                 | 4.1                  |
| Crude petroleum <sup>4</sup>   | 574,124                  | 38.9                | ...                    | ...                  |
| Mining and quarrying           | 3,015                    | 0.2                 | 35,900                 | 1.9                  |
| Manufacturing                  | 126,017                  | 8.5                 | 160,500                | 8.3                  |
| Construction                   | 132,989                  | 9.0                 | 227,900                | 11.8                 |
| Public utilities               | 35,862                   | 2.4                 | 25,200                 | 1.3                  |
| Transp. and commun.            | 116,708                  | 7.9                 | 132,600                | 6.9                  |
| Trade, hotels                  | 180,663                  | 12.2                | 372,900                | 19.4                 |
| Finance, real estate           | 247,135                  | 16.7                | 206,600                | 10.7                 |
| Pub. admin., defense           | 76,849                   | 5.2                 | 170,300                | 8.9                  |
| Services                       | 41,566                   | 2.8                 | 432,100                | 22.5                 |
| Other                          | -67,078 <sup>5</sup>     | -4.5 <sup>5</sup>   | 80,900 <sup>6</sup>    | 4.2 <sup>6</sup>     |
| TOTAL                          | 1,477,594 <sup>7</sup>   | 100.0               | 1,923,214 <sup>7</sup> | 100.0                |

## 🌐 Foreign trade<sup>8</sup>

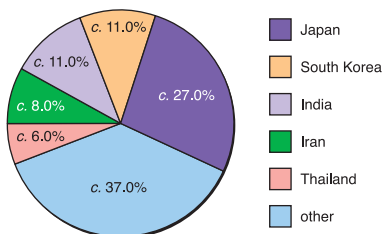
**Imports** (2008): U.S.\$175,486,000,000 (machinery and apparatus 18.7%, base and fabricated metals 15.4%, road vehicles 9.8%, gold 8.4%, food and food products 5.1%, unset diamonds 4.2%).

**Major import sources:**



**Exports** (2008): U.S.\$210,000,000,000 (crude petroleum 38.3%, refined petroleum products 10.9%, gold 4.3%, unset diamonds 3.2%, road vehicles and parts 3.0%, platinum-group metals 1.9%).

**Major export destinations:**



## 🎓 Education and health

**Literacy** (2007): percentage of total population age 10 and over literate 90.4%; males literate 90.9%; females literate 89.2%.

**Health** (2014): physicians 16,669 (1 per 567 persons); hospital beds 11,657 (1 per 810 persons); infant mortality rate per 1,000 live births 10.9; undernourished population (2006–08) less than 5% of total population.

## 🚗 Transport and communications

**Transport.** Railroads: none<sup>10</sup>. Roads (2008): total length, n.a. (paved roads only, 4,080 km). Vehicles (2008<sup>11</sup>): passenger cars 1,279,098; trucks and buses 87,629.

### Communications

| Medium     | date | number<br>in '000s   | units<br>per 1,000<br>persons | Medium         | date | number<br>in '000s  | units<br>per 1,000<br>persons |
|------------|------|----------------------|-------------------------------|----------------|------|---------------------|-------------------------------|
| Telephones |      |                      |                               | Internet users | 2009 | 3,778               | 822                           |
| Cellular   | 2014 | 16,819 <sup>12</sup> | 1,781 <sup>12</sup>           | Broadband      | 2014 | 1,087 <sup>12</sup> | 115 <sup>12</sup>             |
| Landline   | 2014 | 2,103                | 223                           |                |      |                     |                               |

## 👮 Military

**Total active duty personnel** (November 2014): 63,000 (army 69.8%, navy 4.0%, air force 7.1%, presidential guard 19.1%)<sup>13</sup>. **Military expenditure as percentage of GDP** (2013): 3.5%; per capita expenditure U.S.\$1,487.

<sup>1</sup>Twenty seats are appointed by the rulers of the 7 emirates and 20 seats are indirectly elected.

<sup>2</sup>Approximate figures; border and territorial disputes exist with Saudi Arabia and Iran, respectively.

<sup>3</sup>Budget of the consolidated government. <sup>4</sup>Includes natural gas. <sup>5</sup>Less imputed bank service charges.

<sup>6</sup>Includes 3,800 undefined and 77,100 unemployed. <sup>7</sup>Detail does not add to total given because of rounding.

<sup>8</sup>Imports c.i.f.; exports f.o.b. <sup>9</sup>Total import/export trade value in 2008. The U.A.E. had 3 gold refineries.

<sup>10</sup>January 1. <sup>11</sup>A national railway company was formally established in October 2009. <sup>12</sup>Subscribers.

<sup>13</sup>Foreign troops (November 2014): U.S. 5,000; Australian 800; French 750; South Korean 150.

### Internet resources for further information:

- Central Bank of the United Arab Emirates [www.centralbank.ae](http://www.centralbank.ae)
- National Bureau of Statistics [www.uaestatistics.gov.ae](http://www.uaestatistics.gov.ae)