



World Health Organization

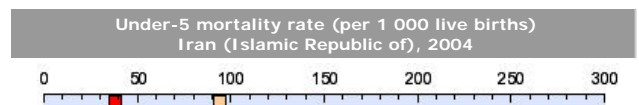
Mortality Country Fact Sheet 2006

Iran (Islamic Republic of)



Summary	Year	Males	Females	Both sexes
Population (millions)	2005	35.3	34.3	69.5
Life expectancy (years)	2004	68	72	70
Under-5 mortality (per 1 000 live births)	2004	39	36	38
Adult mortality (per 1 000)	2004	190	118	
Maternal mortality (per 100 000 live births)	2000		76	

Source: World Health Statistics 2006

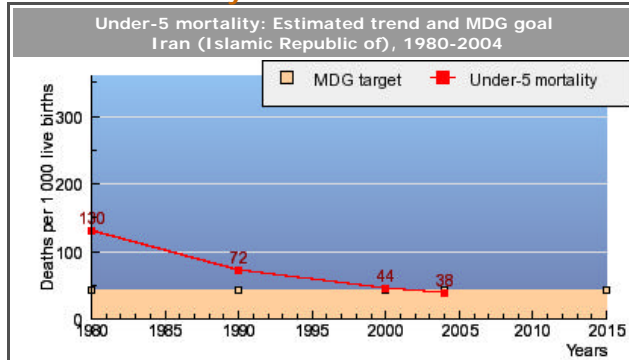


Legend:

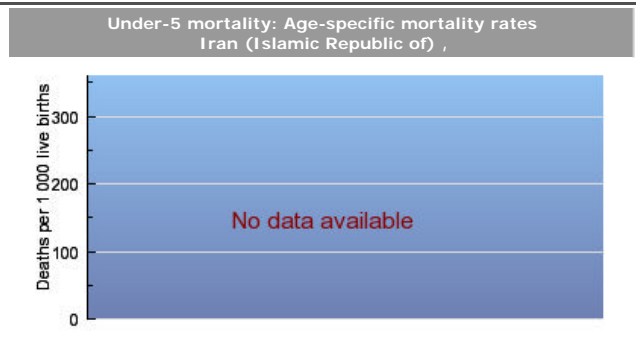
- WHO Eastern Mediterranean Region
- Iran (Islamic Republic of)

Source: World Health Statistics 2006

Under-5 mortality



Source: i) WHO mortality database ii) World Health Statistics 2006



Source: World Health Report 2005

Under-5 mortality: for highest and lowest quintiles
Iran (Islamic Republic of), DHS

Wealth/assets quintiles	Lowest	Highest	Ratio

Sex	Males	Females	Ratio

Urban/Rural	Rural	Urban	Ratio

Mother's education quintiles	None	Higher	Ratio

Note: rate per 1 000 live births for 10-year period preceding the survey
Source: DHS



Note: rate for 10-year period preceding the survey
Source: DHS



World Health Organization

Mortality Country Fact Sheet 2006

Causes of death in children under-5

Distribution of causes of death among children under 5 years of age Iran (Islamic Republic of), 2000-2003			Annual estimated proportions of death by cause for neonates Iran (Islamic Republic of), 2000		
Causes	Deaths ^b		Causes	Deaths ^c	
	(%)	Regional average (%)		(%)	Regional average ^{c, d} (%)
Total neonatal deaths	100	100	Total neonatal deaths	100	100
Neonatal causes ^a	63	43	Neonatal tetanus	2	12
HIV/AIDS	0	0	Severe infection ^a	22	29
Diarrhoeal diseases	6	15	Birth asphyxia	22	20
Measles	0	3	Diarrhoeal diseases	1	4
Malaria	0	3	Congenital anomalies	15	9
Pneumonia	6	19	Preterm birth ^b	31	22
Injuries	13	3	Others	6	6
Others	12	14			

a. Includes diarrhoea during neonatal period
b. Sum of individual proportions may not add up to 100% due to rounding.

a. Includes deaths from pneumonia, meningitis, sepsis/septicaemia and other infections during the neonatal period.
b. Includes only deaths directly attributed to prematurity and to specific complications of preterm birth such as surfactant deficiency, but not all deaths in preterm infants.
c. Sum of individual proportions may not equal 100% due to rounding.
d. Eastern Mediterranean with high child and high adult mortality.

Causes of Death

Top ten causes of death, all ages Iran (Islamic Republic of), 2002			
Causes	Deaths		Years of Life Lost (%)
	(000)	(%)	
All causes	384	100	100
Ischaemic heart disease	81	21	12
Road traffic accidents	40	11	16
Cerebrovascular disease	31	8	4
Perinatal conditions	18	5	10
Hypertensive heart disease	11	3	1
Stomach cancer	9	3	2
Chronic obstructive pulmonary disease	8	2	1
Diarrhoeal diseases	8	2	5
Inflammatory heart diseases	7	2	1
Lower respiratory infections	6	2	2

Source: [Death and DALY estimates by cause, 2002.](http://www.who.int/entity/healthinfo/statistics/bodgbddeathdalyestimates.xls)
<http://www.who.int/entity/healthinfo/statistics/bodgbddeathdalyestimates.xls>

