

INTERNATIONAL FIGURE SKATING COMPETITION

26. Triglav trophy



Jesenice - Slovenia

05th - 09th april 2017

- PROTOCOL -

26. TRIGLAV TROPHY 2017

ADVANCE NOVICE GIRLS

DVORANA PODMEZAKLA	06 apr 2017 08 apr 2017	Short Program Free Skating
---------------------------	----------------------------	-------------------------------

Size of Skating Area	:	30m*60m
Ice Conditions	:	very good
Number of Entries	:	23
Number of Participants	:	23

Entry Withdrawn	:	
-----------------	---	--

Short Program			
Duration	:	2:20	+ - 10 Sec.
Segment Factor	:	1,00	
Program Component Factors			
	Skating Skills		0.80
	Transitions		0.80
	Performance		0.80
	Interpretation		0.80

Free Skating			
Duration	:	3:00	+ - 10 Sec.
Segment Factor	:	1,00	
Program Components Factors			
	Skating Skills		1.60
	Transitions		1.60
	Performance		1.60
	Interpretation		1.60

26. TRIGLAV TROPHY 2017

RESULTS


ADVANCE NOVICE GIRLS FINAL RESULT

Pl. Name	Nation	Total Score	SP	FS
1 Julia LANG	HUN	103,79	1	1
2 Dora NAGY	HUN	91,11	3	2
3 Zoe GAL	HUN	84,40	2	5
4 Lara HROVAT	SLO	83,48	6	3
5 Hana KOSIC	CRO	81,97	4	7
6 Bernadett SZIGETI	HUN	79,76	9	4
7 Emese CSISZER	HUN	79,28	5	9
8 Marie POLJANYCKA	CZE	78,59	8	6
9 Miriam ROTTENSTEINER	AUT	77,40	7	8
10 Abigail LIEW	GBR	71,32	12	10
11 Marketa SOBOTIKOVA	CZE	70,60	11	12
12 Klaudia TOULOVA	SVK	69,93	15	11
13 Sara BORDIGA	ITA	66,45	17	13
14 Lucija SIMON	CRO	65,58	13	17
15 Josipa JAGODIC	CRO	65,06	16	15
16 Asia MANZI	ITA	63,01	10	18
17 Zara ZAKIPOUR	GBR	61,15	20	16
18 Karla CORALIC	CRO	60,92	14	19
19 Lana OMOVSEK	SLO	60,66	22	14
20 Laura SELAN	AUT	56,89	19	20
21 Marta NEDVED	CRO	56,74	18	21
22 Nika NOVAK	SLO	53,49	21	22
Withdrawn Regina SCHERMANN	HUN			

Mr. Matjaz KRUSEC SLO


Referee

Printed: 08.04.2017 15:36:15



Ms. Eva SZILAGY HUN

Technical Controller



26. TRIGLAV TROPHY 2017

PANEL OF JUDGES

ADVANCE NOVICE GIRLS - SHORT PROGRAM

Officials

Technical Controller	Ms. Eva SZILAGY	HUN
Technical Specialist	Ms. Monika KUSTAROVA	SVK
Assistant Technical Specialist	Ms. Eva SONNLEITNER	AUT

Judges

Referee	Mr. Matjaz KRUSEC	SLO
Judge No.1	Mr. Matjaz KRUSEC	SLO
Judge No.2	Ms. Agnes ANDIK	HUN
Judge No.3	Ms. Karol PESCOSTA	ITA
Judge No.4	Ms. Aseniya STRATIEVA	BUL
Judge No.5	Ms. Alenka ZIDAR SAMBOLEC	SLO

Data/Replay Operator

Data Operator	Ms. Doroteja SIMUNIC	SLO
Replay Operator	Ms. Wanda STANKOVIANSKA	SVK

26. TRIGLAV TROPHY 2017

ADVANCE NOVICE GIRLS SHORT PROGRAM

JUDGES DETAILS PER SKATER

Rank	Name	Nation	Starting Number	Total Segment Score	Total Element Score	Program Component Score (factored)	Total Deductions
1	Julia LANG	HUN	12	35.97	21.43	14.54	0.00

#	Executed Elements	Info	Base Value	GOE	J1	J2	J3	J4	J5	J6	J7	J8	J9	Ref	Scores of Panel	
1	2A		3.30	0.50	1	1	1	0	1						3.80	
2	3S+2T		5.70	0.00	0	0	0	0	0						5.70	
3	StSq2		2.60	0.33	-1	1	1	1	0						2.93	
4	LSp2		1.90	0.00	0	0	-1	0	0						1.90	
5	3T		4.30	-0.70	-1	-1	-1	-1	-2						3.60	
6	CCoSp3		3.00	0.50	1	1	2	1	1						3.50	
			20.80												21.43	
Program Components			Factor													
Skating Skills			0.80			4.50	4.75	3.75	5.00	4.50						4.58
Transitions			0.80			3.75	4.50	4.50	4.50	4.25						4.42
Performance			0.80			4.50	5.00	4.00	4.75	4.75						4.67
Interpretation			0.80			4.00	5.00	4.25	4.75	4.50						4.50
Judges Total Program Component Score (factored)																14.54

Deductions	0.00
-------------------	-------------

Rank	Name	Nation	Starting Number	Total Segment Score	Total Element Score	Program Component Score (factored)	Total Deductions
2	Zoe GAL	HUN	4	32.33	18.33	14.00	0.00

#	Executed Elements	Info	Base Value	GOE	J1	J2	J3	J4	J5	J6	J7	J8	J9	Ref	Scores of Panel	
1	2Lz+2Lo<	<	3.40	-0.30	-1	-1	-1	-1	-1						3.10	
2	2A		3.30	0.00	0	0	1	0	0						3.30	
3	LSp3		2.40	0.50	1	1	1	1	1						2.90	
4	StSq3		3.30	0.50	1	1	1	1	1						3.80	
5	2F		1.90	0.00	1	0	0	0	0						1.90	
6	CCoSp3		3.00	0.33	1	0	1	1	0						3.33	
			17.30												18.33	
Program Components			Factor													
Skating Skills			0.80			4.50	3.75	4.00	4.50	4.50						4.33
Transitions			0.80			4.00	3.50	4.50	4.25	4.25						4.17
Performance			0.80			4.50	4.00	4.75	4.50	4.75						4.58
Interpretation			0.80			4.25	4.00	4.50	4.50	4.75						4.42
Judges Total Program Component Score (factored)																14.00

Deductions	0.00
-------------------	-------------

< Under-rotated jump

Rank	Name	Nation	Starting Number	Total Segment Score	Total Element Score	Program Component Score (factored)	Total Deductions
3	Dora NAGY	HUN	1	31.44	17.50	13.94	0.00

#	Executed Elements	Info	Base Value	GOE	J1	J2	J3	J4	J5	J6	J7	J8	J9	Ref	Scores of Panel	
1	3S+2T		5.70	-0.70	-1	-1	-1	-1	-1						5.00	
2	2A		3.30	-1.00	-2	-2	-2	-2	-2						2.30	
3	LSp3		2.40	0.17	1	1	0	0	0						2.57	
4	3T<	<	3.00	-1.63	-2	-2	-3	-3	-2						1.37	
5	StSq2		2.60	0.33	0	1	1	1	0						2.93	
6	CCoSp3		3.00	0.33	1	1	0	1	0						3.33	
			20.00												17.50	
Program Components			Factor													
Skating Skills			0.80			4.25	4.25	4.25	5.25	4.75						4.42
Transitions			0.80			3.75	4.00	4.00	5.00	4.25						4.08
Performance			0.80			4.25	4.25	4.50	4.50	4.75						4.42
Interpretation			0.80			4.00	4.25	4.75	4.75	4.50						4.50
Judges Total Program Component Score (factored)																13.94

Deductions	0.00
-------------------	-------------

< Under-rotated jump

26. TRIGLAV TROPHY 2017

ADVANCE NOVICE GIRLS SHORT PROGRAM

JUDGES DETAILS PER SKATER

Rank	Name	Nation	Starting Number	Total Segment Score	Total Element Score	Program Score (factored)	Total Component Score (factored)	Total Deductions
4	Hana KOSIC	CRO	9	30.63	17.37		14.26	1.00

#	Executed Elements	Info	Base Value	GOE	J1	J2	J3	J4	J5	J6	J7	J8	J9	Ref	Scores of Panel
1	3S<+COMBO	<	3.10	-2.10	-3	-3	-3	-3	-3						1.00
2	2A		3.30	0.50	1	1	1	1	0						3.80
3	CCoSp2		2.50	0.17	1	1	0	0	0						2.67
4	3F		5.30	-2.10	-3	-3	-3	-3	-3						3.20
5	StSq3		3.30	0.50	1	1	1	1	1						3.80
6	LSp3		2.40	0.50	1	1	1	1	1						2.90
			19.90												17.37
Program Components			Factor												
Skating Skills			0.80		4.75	4.25	4.00	4.50	4.75						4.50
Transitions			0.80		4.25	4.00	3.50	4.25	4.50						4.17
Performance			0.80		4.50	4.50	3.75	4.75	4.75						4.58
Interpretation			0.80		4.50	4.50	4.00	4.75	5.00						4.58
Judges Total Program Component Score (factored)															14.26

Deductions	Falls: -1.00	-1.00
-------------------	--------------	--------------

< Under-rotated jump

Rank	Name	Nation	Starting Number	Total Segment Score	Total Element Score	Program Score (factored)	Total Component Score (factored)	Total Deductions
5	Emese CSISZER	HUN	13	30.34	16.60		13.74	0.00

#	Executed Elements	Info	Base Value	GOE	J1	J2	J3	J4	J5	J6	J7	J8	J9	Ref	Scores of Panel
1	2Lz+2Lo		3.90	0.00	0	0	0	0	0						3.90
2	2A		3.30	-0.50	-1	0	-1	-1	-1						2.80
3	LSp3		2.40	0.17	0	1	0	0	1						2.57
4	StSq2		2.60	-0.17	-1	0	0	0	-1						2.43
5	2F		1.90	0.00	1	0	0	-1	0						1.90
6	CCoSp3		3.00	0.00	0	0	0	0	0						3.00
			17.10												16.60
Program Components			Factor												
Skating Skills			0.80		4.50	4.00	4.00	5.00	4.50						4.33
Transitions			0.80		4.00	3.75	4.25	4.25	4.25						4.17
Performance			0.80		4.50	4.25	4.25	4.75	4.50						4.42
Interpretation			0.80		4.00	4.25	4.00	4.75	4.50						4.25
Judges Total Program Component Score (factored)															13.74

Deductions		0.00
-------------------	--	-------------

Rank	Name	Nation	Starting Number	Total Segment Score	Total Element Score	Program Score (factored)	Total Component Score (factored)	Total Deductions
6	Lara HROVAT	SLO	14	29.62	17.30		12.32	0.00

#	Executed Elements	Info	Base Value	GOE	J1	J2	J3	J4	J5	J6	J7	J8	J9	Ref	Scores of Panel
1	2A		3.30	0.00	1	0	-1	0	0						3.30
2	CCoSp3		3.00	0.00	1	0	0	0	0						3.00
3	StSq3		3.30	0.00	0	0	0	0	0						3.30
4	2Lz+2Lo		3.90	0.00	0	0	0	0	0						3.90
5	2F		1.90	0.00	0	0	0	0	0						1.90
6	LSp2		1.90	0.00	0	-2	0	0	0						1.90
			17.30												17.30
Program Components			Factor												
Skating Skills			0.80		4.25	3.75	3.75	4.00	4.25						4.00
Transitions			0.80		4.00	3.25	3.75	3.50	4.00						3.75
Performance			0.80		4.00	3.75	3.50	3.75	4.25						3.83
Interpretation			0.80		4.00	3.75	3.50	3.75	4.25						3.83
Judges Total Program Component Score (factored)															12.32

Deductions		0.00
-------------------	--	-------------

26. TRIGLAV TROPHY 2017

ADVANCE NOVICE GIRLS SHORT PROGRAM

JUDGES DETAILS PER SKATER

Rank	Name	Nation	Starting Number	Total Segment Score	Total Element Score	Program Score (factored)	Total Component Score (factored)	Total Deductions
7	Miriam ROTTENSTEINER	AUT	18	27.43	14.03		13.40	0.00

#	Executed Elements	Info	Base Value	GOE	J1	J2	J3	J4	J5	J6	J7	J8	J9	Ref	Scores of Panel
1	1A		1.10	0.07	0	0	0	1	1						1.17
2	2Lz+2T		3.40	0.10	-1	1	0	0	1						3.50
3	2F		1.90	0.10	0	0	1	0	1						2.00
4	CCoSp3		3.00	0.33	1	0	0	1	1						3.33
5	StSq1		1.80	0.00	1	0	0	0	0						1.80
6	LSp2		1.90	0.33	1	0	1	1	0						2.23
			13.10												14.03
Program Components			Factor												
Skating Skills			0.80			4.25	3.75	4.00	4.50	4.25					4.17
Transitions			0.80			4.00	3.25	4.25	4.50	4.00					4.08
Performance			0.80			4.25	3.75	4.25	4.75	4.25					4.25
Interpretation			0.80			4.50	3.75	4.00	5.00	4.25					4.25
Judges Total Program Component Score (factored)															13.40

Deductions	0.00
-------------------	-------------

Rank	Name	Nation	Starting Number	Total Segment Score	Total Element Score	Program Score (factored)	Total Component Score (factored)	Total Deductions
8	Marie POLJANYCKA	CZE	11	27.19	14.97		12.22	0.00

#	Executed Elements	Info	Base Value	GOE	J1	J2	J3	J4	J5	J6	J7	J8	J9	Ref	Scores of Panel
1	2Lo+2Lo		3.60	0.00	0	0	0	0	0						3.60
2	2F	!	1.90	-0.30	0	-1	-1	-1	-1						1.60
3	FCCoSp3		3.00	0.00	0	0	-1	0	1						3.00
4	StSq2		2.60	0.00	1	0	0	0	0						2.60
5	1A		1.10	0.00	0	0	0	0	0						1.10
6	LSp3		2.40	0.67	2	1	1	1	2						3.07
			14.60												14.97
Program Components			Factor												
Skating Skills			0.80			4.00	3.50	3.75	4.00	4.25					3.92
Transitions			0.80			3.50	3.00	3.50	3.50	4.00					3.50
Performance			0.80			4.25	3.50	3.75	3.75	4.25					3.92
Interpretation			0.80			4.25	3.50	3.75	3.75	4.25					3.92
Judges Total Program Component Score (factored)															12.22

Deductions	0.00
-------------------	-------------

! Not clear edge

Rank	Name	Nation	Starting Number	Total Segment Score	Total Element Score	Program Score (factored)	Total Component Score (factored)	Total Deductions
9	Bernadett SZIGETI	HUN	10	26.83	14.87		12.46	0.50

#	Executed Elements	Info	Base Value	GOE	J1	J2	J3	J4	J5	J6	J7	J8	J9	Ref	Scores of Panel
1	2A		3.30	0.00	0	0	1	0	0						3.30
2	3S<+2T	<	4.40	-1.40	-2	-1	-2	-3	-2						3.00
3	3T<<	<<	1.30	-0.60	-3	-3	-3	-3	-3						0.70
4	SSp3		2.10	0.00	0	0	0	0	1						2.10
5	StSq2		2.60	0.00	0	0	0	0	0						2.60
6	CCoSp3		3.00	0.17	0	1	0	0	1						3.17
			16.70												14.87
Program Components			Factor												
Skating Skills			0.80			3.75	4.00	3.75	4.25	3.50					3.83
Transitions			0.80			3.50	3.75	4.00	4.00	3.50					3.75
Performance			0.80			4.25	4.25	3.75	4.75	3.75					4.08
Interpretation			0.80			3.50	4.25	3.50	4.75	4.00					3.92
Judges Total Program Component Score (factored)															12.46

Deductions	Falls: -0.50	-0.50
-------------------	--------------	--------------

< Under-rotated jump << Downgraded jump

26. TRIGLAV TROPHY 2017

ADVANCE NOVICE GIRLS SHORT PROGRAM

JUDGES DETAILS PER SKATER

Rank	Name	Nation	Starting Number	Total Segment Score	Total Element Score	Total Program Component Score (factored)	Total Deductions
10	Asia MANZI	ITA	22	26.45	14.97	11.48	0.00

#	Executed Elements	Info	Base Value	GOE	J1	J2	J3	J4	J5	J6	J7	J8	J9	Ref	Scores of Panel
1	1A		1.10	0.07	1	0	0	1	0						1.17
2	2Lz+2T		3.40	0.00	0	0	0	0	0						3.40
3	LSp3		2.40	0.50	1	1	1	2	1						2.90
4	StSq2		2.60	0.00	0	0	0	0	0						2.60
5	2F		1.90	0.00	0	0	0	0	0						1.90
6	CCoSp3		3.00	0.00	-1	0	0	0	0						3.00
			14.40												14.97
Program Components			Factor												
Skating Skills			0.80		4.00	3.50	3.00	4.00	3.50						3.67
Transitions			0.80		4.00	3.25	3.25	4.00	3.25						3.50
Performance			0.80		4.00	3.50	3.50	4.50	3.50						3.67
Interpretation			0.80		4.00	3.25	3.00	4.75	3.25						3.50
Judges Total Program Component Score (factored)															11.48

Deductions		0.00
-------------------	--	-------------

Rank	Name	Nation	Starting Number	Total Segment Score	Total Element Score	Total Program Component Score (factored)	Total Deductions
11	Marketa SOBOTIKOVA	CZE	5	25.10	14.40	11.20	0.50

#	Executed Elements	Info	Base Value	GOE	J1	J2	J3	J4	J5	J6	J7	J8	J9	Ref	Scores of Panel
1	2Lz+2T		3.40	0.00	0	0	0	0	0						3.40
2	2F		1.90	0.00	0	0	0	-1	0						1.90
3	StSq2		2.60	0.00	0	0	-1	0	0						2.60
4	CCoSp3		3.00	-0.20	0	0	-2	-1	-1						2.80
5	2A		3.30	-1.50	-3	-3	-3	-3	-3						1.80
6	LSp2		1.90	0.00	0	0	0	0	0						1.90
			16.10												14.40
Program Components			Factor												
Skating Skills			0.80		4.25	3.25	3.75	3.75	3.75						3.75
Transitions			0.80		3.00	2.50	3.25	3.50	3.25						3.17
Performance			0.80		4.00	3.00	3.75	3.50	3.50						3.58
Interpretation			0.80		3.50	3.00	3.50	3.50	3.50						3.50
Judges Total Program Component Score (factored)															11.20

Deductions	Falls: -0.50	-0.50
-------------------	--------------	--------------

Rank	Name	Nation	Starting Number	Total Segment Score	Total Element Score	Total Program Component Score (factored)	Total Deductions
12	Abigail LIEW	GBR	2	24.93	13.13	11.80	0.00

#	Executed Elements	Info	Base Value	GOE	J1	J2	J3	J4	J5	J6	J7	J8	J9	Ref	Scores of Panel
1	2Fe	e	1.40	-0.30	-1	0	-2	-2	1						1.10
2	2Lo+2Lo		3.60	0.00	0	0	0	0	1						3.60
3	SSp2		1.60	0.00	0	-1	0	0	0						1.60
4	StSq2		2.60	0.00	0	0	0	0	0						2.60
5	1A		1.10	0.13	0	0	1	1	1						1.23
6	CCoSp3		3.00	0.00	0	0	0	0	0						3.00
			13.30												13.13
Program Components			Factor												
Skating Skills			0.80		3.50	3.50	3.75	4.25	4.00						3.75
Transitions			0.80		3.25	3.25	4.00	4.25	3.75						3.67
Performance			0.80		3.75	3.50	3.75	4.00	3.75						3.75
Interpretation			0.80		3.50	3.25	3.50	4.25	3.75						3.58
Judges Total Program Component Score (factored)															11.80

Deductions		0.00
-------------------	--	-------------

26. TRIGLAV TROPHY 2017

ADVANCE NOVICE GIRLS SHORT PROGRAM

JUDGES DETAILS PER SKATER

Rank	Name	Nation	Starting Number	Total Segment Score	Total Element Score	Program Score (factored)	Total Component Score (factored)	Total Deductions
13	Lucija SIMON	CRO	8	24.75	13.83		10.92	0.00

#	Executed Elements	Info	Base Value	GOE	J1	J2	J3	J4	J5	J6	J7	J8	J9	Ref	Scores of Panel
1	2A<<	<<	1.10	-0.60	-3	-3	-3	-3	-3						0.50
2	2F		1.90	0.00	0	0	0	0	1						1.90
3	CCoSp3		3.00	0.00	0	0	0	0	0						3.00
4	2Lz+2T		3.40	0.00	0	0	0	0	0						3.40
5	StSq2		2.60	0.00	-1	0	0	0	0						2.60
6	SSp3		2.10	0.33	1	-1	0	1	1						2.43
			14.10												13.83
Program Components			Factor												
Skating Skills			0.80			3.75	3.25	3.50	3.50	3.75					3.58
Transitions			0.80			3.50	2.50	3.00	3.00	3.25					3.08
Performance			0.80			3.75	3.00	3.75	3.25	3.50					3.50
Interpretation			0.80			3.75	3.00	3.25	3.50	3.75					3.50
Judges Total Program Component Score (factored)															10.92

Deductions	0.00
-------------------	-------------

<< Downgraded jump

Rank	Name	Nation	Starting Number	Total Segment Score	Total Element Score	Program Score (factored)	Total Component Score (factored)	Total Deductions
14	Karla CORALIC	CRO	15	24.42	13.00		11.42	0.00

#	Executed Elements	Info	Base Value	GOE	J1	J2	J3	J4	J5	J6	J7	J8	J9	Ref	Scores of Panel
1	2Lz+2Lo		3.90	0.00	0	0	0	0	0						3.90
2	CCoSp2		2.50	-0.20	0	0	-2	-1	-1						2.30
3	1A		1.10	0.00	0	0	0	0	0						1.10
4	StSq1		1.80	-0.10	-1	0	-1	0	0						1.70
5	2F		1.90	0.00	0	-1	0	0	0						1.90
6	SSp3		2.10	0.00	-1	0	0	0	0						2.10
			13.30												13.00
Program Components			Factor												
Skating Skills			0.80			3.75	3.50	3.50	4.25	3.75					3.67
Transitions			0.80			3.50	2.75	3.25	4.00	3.50					3.42
Performance			0.80			3.50	3.25	3.25	4.00	3.75					3.50
Interpretation			0.80			3.75	3.25	3.00	4.25	4.00					3.67
Judges Total Program Component Score (factored)															11.42

Deductions	0.00
-------------------	-------------

Rank	Name	Nation	Starting Number	Total Segment Score	Total Element Score	Program Score (factored)	Total Component Score (factored)	Total Deductions
15	Klaudia TOULOVA	SVK	17	24.27	13.93		10.34	0.00

#	Executed Elements	Info	Base Value	GOE	J1	J2	J3	J4	J5	J6	J7	J8	J9	Ref	Scores of Panel
1	1A		1.10	0.00	-1	0	0	0	0						1.10
2	2Lz+2Lo		3.90	0.00	0	0	0	0	0						3.90
3	CCoSp3		3.00	-0.50	-2	-2	-2	-1	-1						2.50
4	2F		1.90	0.00	0	0	0	0	0						1.90
5	SSp3		2.10	0.00	1	0	0	0	0						2.10
6	StSq2		2.60	-0.17	-1	0	0	0	-1						2.43
			14.60												13.93
Program Components			Factor												
Skating Skills			0.80			3.50	3.25	3.50	3.50	3.25					3.42
Transitions			0.80			3.00	2.75	3.50	3.25	2.75					3.00
Performance			0.80			3.50	3.00	3.75	3.50	3.00					3.33
Interpretation			0.80			3.25	3.00	3.25	3.50	3.00					3.17
Judges Total Program Component Score (factored)															10.34

Deductions	0.00
-------------------	-------------

26. TRIGLAV TROPHY 2017

ADVANCE NOVICE GIRLS SHORT PROGRAM

JUDGES DETAILS PER SKATER

Rank	Name	Nation	Starting Number	Total Segment Score	Total Element Score	Program Score (factored)	Total Component Score (factored)	Total Deductions
16	Josipa JAGODIC	CRO	3	23.19	13.23		10.46	0.50

#	Executed Elements	Info	Base Value	GOE	J1	J2	J3	J4	J5	J6	J7	J8	J9	Ref	Scores of Panel
1	2Lz+2Lo		3.90	0.00	0	0	-1	0	0						3.90
2	2A<	<	2.30	-1.50	-3	-3	-3	-3	-3						0.80
3	2F		1.90	0.00	0	0	0	-1	0						1.90
4	LSp1		1.50	-0.30	-1	-1	-1	-1	-1						1.20
5	StSq2		2.60	-0.17	0	0	-1	-1	0						2.43
6	CCoSp3		3.00	0.00	0	0	1	0	0						3.00
			15.20												13.23
Program Components			Factor												
Skating Skills			0.80			3.50	3.25	3.00	3.00	3.50					3.25
Transitions			0.80			3.50	2.75	3.25	2.75	3.25					3.08
Performance			0.80			3.50	3.00	3.50	3.25	3.50					3.42
Interpretation			0.80			3.50	3.00	3.25	3.25	3.50					3.33
Judges Total Program Component Score (factored)															10.46

Deductions	Falls: -0.50	-0.50
-------------------	--------------	--------------

< Under-rotated jump

Rank	Name	Nation	Starting Number	Total Segment Score	Total Element Score	Program Score (factored)	Total Component Score (factored)	Total Deductions
17	Sara BORDIGA	ITA	21	22.69	10.77		12.42	0.50

#	Executed Elements	Info	Base Value	GOE	J1	J2	J3	J4	J5	J6	J7	J8	J9	Ref	Scores of Panel
1	2A<	<	2.30	-1.50	-3	-3	-3	-3	-3						0.80
2	2Lz+1T*	*	2.10	-0.90	-3	-3	-3	-3	-3						1.20
3	CCoSp3		3.00	0.00	0	0	0	0	0						3.00
4	2Fe	e	1.40	-0.50	-1	-2	-3	-2	-1						0.90
5	SSp3		2.10	0.00	0	0	-1	0	1						2.10
6	StSq2		2.60	0.17	1	0	0	1	0						2.77
			13.50												10.77
Program Components			Factor												
Skating Skills			0.80			4.25	3.25	3.25	4.25	4.50					3.92
Transitions			0.80			3.75	3.00	3.50	4.00	4.00					3.75
Performance			0.80			4.25	3.25	3.50	4.00	4.50					3.92
Interpretation			0.80			4.00	3.50	3.25	4.25	4.50					3.92
Judges Total Program Component Score (factored)															12.42

Deductions	Falls: -0.50	-0.50
-------------------	--------------	--------------

< Under-rotated jump * Invalid element e Wrong edge

Rank	Name	Nation	Starting Number	Total Segment Score	Total Element Score	Program Score (factored)	Total Component Score (factored)	Total Deductions
18	Marta NEDVED	CRO	19	22.30	12.50		9.80	0.00

#	Executed Elements	Info	Base Value	GOE	J1	J2	J3	J4	J5	J6	J7	J8	J9	Ref	Scores of Panel
1	2F+2T		3.20	-0.10	-1	0	-1	0	0						3.10
2	2Lz		2.10	0.00	0	-2	0	0	0						2.10
3	CCoSp3		3.00	-0.10	-1	-1	0	0	0						2.90
4	1A		1.10	0.00	0	0	0	0	0						1.10
5	LSp2		1.90	0.00	-1	0	0	0	0						1.90
6	StSqB		1.50	-0.10	-1	0	-1	0	0						1.40
			12.80												12.50
Program Components			Factor												
Skating Skills			0.80			3.25	3.25	3.00	3.25	3.00					3.17
Transitions			0.80			3.00	2.50	2.75	3.00	2.75					2.83
Performance			0.80			3.25	3.00	3.25	3.50	3.25					3.25
Interpretation			0.80			3.00	3.00	2.75	3.50	3.00					3.00
Judges Total Program Component Score (factored)															9.80

Deductions		0.00
-------------------	--	-------------

26. TRIGLAV TROPHY 2017

ADVANCE NOVICE GIRLS SHORT PROGRAM

JUDGES DETAILS PER SKATER

Rank	Name	Nation	Starting Number	Total Segment Score	Total Element Score	Program Score (factored)	Total Component Score (factored)	Total Deductions							
19	Laura SELAN	AUT	23	21.79	11.13		10.66	0.00							
#	Executed Elements	Info	Base Value	GOE	J1	J2	J3	J4	J5	J6	J7	J8	J9	Ref	Scores of Panel
1	2Lz+1Lo*	*	2.10	-0.90	-3	-3	-3	-3	-3						1.20
2	1A		1.10	0.13	1	0	0	1	1						1.23
3	2F		1.90	-0.10	-1	0	-1	1	0						1.80
4	CCoSp3		3.00	0.00	0	0	-1	0	0						3.00
5	StSq1		1.80	-0.20	-1	-1	0	0	-1						1.60
6	LSp3		2.40	-0.10	0	-2	-1	0	0						2.30
			12.30												11.13
	Program Components			Factor											
	Skating Skills			0.80	3.50	3.25	3.25	4.25	3.50						3.42
	Transitions			0.80	3.50	2.75	3.00	4.00	3.25						3.25
	Performance			0.80	3.50	3.00	3.00	4.25	3.50						3.33
	Interpretation			0.80	3.25	3.25	3.25	4.25	3.50						3.33
	Judges Total Program Component Score (factored)														10.66
Deductions														0.00	

* Invalid element

Rank	Name	Nation	Starting Number	Total Segment Score	Total Element Score	Program Score (factored)	Total Component Score (factored)	Total Deductions							
20	Zara ZAKIPOUR	GBR	16	20.16	10.40		10.26	0.50							
#	Executed Elements	Info	Base Value	GOE	J1	J2	J3	J4	J5	J6	J7	J8	J9	Ref	Scores of Panel
1	2Lz+2Lo		3.90	-0.90	-3	-3	-3	-3	-3						3.00
2	2F	!	1.90	-0.60	-2	-2	-2	-2	-3						1.30
3	SSp1		1.30	-0.20	-1	-1	0	-1	0						1.10
4	1A		1.10	0.00	0	0	0	0	0						1.10
5	CCoSp2		2.50	0.00	0	0	-1	0	0						2.50
6	StSqB		1.50	-0.10	-1	0	-1	0	0						1.40
			12.20												10.40
	Program Components			Factor											
	Skating Skills			0.80	3.25	3.50	2.75	3.75	3.00						3.25
	Transitions			0.80	3.25	3.00	2.50	3.50	2.75						3.00
	Performance			0.80	3.50	3.25	2.75	3.50	3.25						3.33
	Interpretation			0.80	3.25	3.50	2.75	3.75	3.00						3.25
	Judges Total Program Component Score (factored)														10.26
Deductions														-0.50	

! Not clear edge

26. TRIGLAV TROPHY 2017

ADVANCE NOVICE GIRLS SHORT PROGRAM

JUDGES DETAILS PER SKATER

Rank	Name	Nation	Starting Number	Total Segment Score	Total Element Score	Program Score (factored)	Total Component Score (factored)	Total Deductions
21	Nika NOVAK	SLO	20	20.14	10.30		10.34	0.50

#	Executed Elements	Info	Base Value	GOE	J1	J2	J3	J4	J5	J6	J7	J8	J9	Ref	Scores of Panel	
1	2Lz+COMBO		2.10	-0.90	-3	-3	-3	-3	-3						1.20	
2	2A<<	<<	1.10	-0.60	-3	-3	-3	-3	-3						0.50	
3	StSq2		2.60	0.00	1	0	0	0	0						2.60	
4	2F	!	1.90	-0.50	-1	-2	-2	-1	-2						1.40	
5	CCoSp3		3.00	0.00	0	0	-1	0	0						3.00	
6	LSp2		1.90	-0.30	-1	-2	-1	0	-1						1.60	
			12.60												10.30	
Program Components			Factor													
Skating Skills			0.80			3.50	3.00	3.00	3.50	3.50						3.33
Transitions			0.80			3.00	2.75	2.50	3.25	3.25						3.00
Performance			0.80			3.00	3.25	2.75	3.50	3.25						3.17
Interpretation			0.80			3.75	3.25	3.00	3.50	3.50						3.42
Judges Total Program Component Score (factored)															10.34	

Deductions	Falls: -0.50	-0.50
-------------------	--------------	--------------

<< Downgraded jump ! Not clear edge

Rank	Name	Nation	Starting Number	Total Segment Score	Total Element Score	Program Score (factored)	Total Component Score (factored)	Total Deductions
22	Lana OMOVSEK	SLO	7	17.53	7.83		10.20	0.50

#	Executed Elements	Info	Base Value	GOE	J1	J2	J3	J4	J5	J6	J7	J8	J9	Ref	Scores of Panel	
1	2F<	<	1.40	-0.30	-2	-1	-1	-1	-1						1.10	
2	CCoSp2		2.50	0.33	1	0	0	1	1						2.83	
3	2Lze+COMBO	e	1.40	-0.90	-3	-3	-3	-3	-3						0.50	
4	StSq1		1.80	0.00	0	0	-1	0	0						1.80	
5	2A<<	<<	1.10	-0.60	-3	-3	-3	-2	-3						0.50	
6	LSp1		1.50	-0.40	-1	-2	-2	-1	-1						1.10	
			9.70												7.83	
Program Components			Factor													
Skating Skills			0.80			3.50	3.25	3.25	3.25	3.50						3.33
Transitions			0.80			3.25	2.25	3.50	2.75	3.00						3.00
Performance			0.80			3.25	2.75	3.25	3.25	3.50						3.25
Interpretation			0.80			3.50	2.75	3.00	3.25	3.25						3.17
Judges Total Program Component Score (factored)															10.20	

Deductions	Falls: -0.50	-0.50
-------------------	--------------	--------------

< Under-rotated jump << Downgraded jump e Wrong edge

printed: 06.04.2017 15:26:44

26. TRIGLAV TROPHY 2017

PANEL OF JUDGES

ADVANCE NOVICE GIRLS - FREE SKATING

Officials

Technical Controller	Ms. Eva SZILAGY	HUN
Technical Specialist	Ms. Monika KUSTAROVA	SVK
Assistant Technical Specialist	Ms. Yvonne PAL	AUT

Judges

Referee	Mr. Matjaz KRUSEC	SLO
Judge No.1	Mr. Matjaz KRUSEC	SLO
Judge No.2	Ms. Agnes ANDIK	HUN
Judge No.3	Ms. Karol PES COSTA	ITA
Judge No.4	Ms. Mirna GRUBISIC	CRO
Judge No.5	Ms. Breda MARINSEK	SLO

Data/Replay Operator

Data Operator	Ms. Doroteja SIMUNIC	SLO
Replay Operator	Ms. Wanda STANKOVIANSKA	SVK

26. TRIGLAV TROPHY 2017

ADVANCE NOVICE GIRLS FREE SKATING

JUDGES DETAILS PER SKATER

Rank	Name	Nation	Starting Number	Total Segment Score	Total Element Score	Total Program Component Score (factored)	Total Deductions
1	Julia LANG	HUN	19	67.82	36.23	31.59	0.00

#	Executed Elements	Info	Base Value	GOE	J1	J2	J3	J4	J5	J6	J7	J8	J9	Ref	Scores of Panel
1	2A+2T		4.60	0.50	1	1	1	2	1						5.10
2	3S		4.40	0.00	0	0	0	0	-2						4.40
3	3T+2T		5.60	0.23	1	1	0	0	-1						5.83
4	CCoSp3		3.00	0.50	1	1	1	1	2						3.50
5	2A		3.30	0.50	1	0	1	1	1						3.80
6	3T		4.30	0.23	0	0	1	1	0						4.53
7	2Lz		2.10	0.20	1	1	0	0	1						2.30
8	FCSp3		2.80	0.17	0	1	1	0	0						2.97
9	StSq3		3.30	0.50	1	1	2	1	1						3.80
			33.40												36.23
	Program Components			Factor											
	Skating Skills			1.60	5.00	5.00	5.50	5.00	5.00						5.00
	Transitions			1.60	4.75	4.75	5.75	5.00	4.50						4.83
	Performance			1.60	5.00	5.00	6.00	5.25	4.50						5.08
	Interpretation			1.60	4.75	5.00	4.75	5.25	4.75						4.83
	Judges Total Program Component Score (factored)														31.59

Deductions	0.00
-------------------	-------------

Rank	Name	Nation	Starting Number	Total Segment Score	Total Element Score	Total Program Component Score (factored)	Total Deductions
2	Dora NAGY	HUN	18	59.67	30.33	29.34	0.00

#	Executed Elements	Info	Base Value	GOE	J1	J2	J3	J4	J5	J6	J7	J8	J9	Ref	Scores of Panel
1	3S+2T		5.70	-0.70	0	-1	-1	-1	-2						5.00
2	2A		3.30	-1.00	-2	-2	-2	-2	-2						2.30
3	3Lz<	<	4.20	-1.87	-2	-2	-3	-3	-3						2.33
4	FCSp3		2.80	0.00	0	0	1	0	0						2.80
5	3S		4.40	-0.23	1	0	0	-1	-1						4.17
6	2Lz+2Lo		3.90	0.30	1	1	1	0	1						4.20
7	StSq3		3.30	0.50	1	1	1	1	1						3.80
8	2Lz		2.10	0.30	1	1	1	1	1						2.40
9	CCoSp3		3.00	0.33	1	1	-1	0	1						3.33
			32.70												30.33
	Program Components			Factor											
	Skating Skills			1.60	5.00	4.75	4.75	4.50	4.75						4.75
	Transitions			1.60	4.25	4.25	4.25	4.25	4.50						4.25
	Performance			1.60	4.75	4.50	5.00	4.75	4.50						4.67
	Interpretation			1.60	4.50	4.75	5.00	4.50	4.75						4.67
	Judges Total Program Component Score (factored)														29.34

Deductions	0.00
-------------------	-------------

< Under-rotated jump

26. TRIGLAV TROPHY 2017

ADVANCE NOVICE GIRLS FREE SKATING

JUDGES DETAILS PER SKATER

Rank	Name	Nation	Starting Number	Total Segment Score	Total Element Score	Total Program Component Score (factored)		Total Deductions
3	Lara HROVAT	SLO	20	53.86	27.86	26.00		0.00

#	Executed Elements	Info	Base Value	GOE	J1	J2	J3	J4	J5	J6	J7	J8	J9	Ref	Scores of Panel
1	2A+2T		4.60	0.00	0	-2	0	0	0						4.60
2	3T		4.30	-0.47	0	0	-1	-1	-1						3.83
3	2A		3.30	-0.17	0	-2	0	-1	0						3.13
4	CCoSp3		3.00	0.00	0	0	0	0	1						3.00
5	StSq3		3.30	0.00	0	0	0	0	0						3.30
6	2Lz+2Lo		3.90	0.00	0	0	0	0	0						3.90
7	2F		1.90	0.00	0	0	0	0	0						1.90
8	2F		1.90	0.00	0	0	0	0	0						1.90
9	FCSp2		2.30	0.00	0	0	0	0	0						2.30
			28.50												27.86
Program Components				Factor											
	Skating Skills			1.60	4.25	4.25	4.75	4.00	4.25						4.25
	Transitions			1.60	4.00	3.75	4.00	3.75	3.75						3.83
	Performance			1.60	4.25	4.25	4.75	4.00	4.00						4.17
	Interpretation			1.60	4.00	4.00	4.00	4.25	4.00						4.00
	Judges Total Program Component Score (factored)														26.00

Deductions		0.00
-------------------	--	-------------

Rank	Name	Nation	Starting Number	Total Segment Score	Total Element Score	Total Program Component Score (factored)		Total Deductions
4	Bernadett SZIGETI	HUN	11	52.93	26.89	26.54		0.50

#	Executed Elements	Info	Base Value	GOE	J1	J2	J3	J4	J5	J6	J7	J8	J9	Ref	Scores of Panel
1	3T+2T		5.60	-0.47	0	0	-1	-1	-1						5.13
2	3S		4.40	0.00	0	0	0	0	0						4.40
3	2A		3.30	-1.50	-3	-3	-3	-3	-3						1.80
4	CCoSp3		3.00	0.33	1	0	0	1	1						3.33
5	2A+2T		4.60	0.00	1	0	0	0	0						4.60
6	2F		1.90	0.00	0	0	0	0	0						1.90
7	3T<<	<<	1.30	-0.47	-2	-2	-2	-3	-3						0.83
8	FSSp2		2.30	0.00	0	0	0	0	-1						2.30
9	StSq2		2.60	0.00	-1	0	0	0	0						2.60
			29.00												26.89
Program Components				Factor											
	Skating Skills			1.60	4.50	4.25	4.25	3.75	4.00						4.17
	Transitions			1.60	4.00	4.00	4.75	4.00	3.50						4.00
	Performance			1.60	4.25	4.25	4.50	4.25	3.75						4.25
	Interpretation			1.60	4.00	4.25	4.75	4.25	4.00						4.17
	Judges Total Program Component Score (factored)														26.54

Deductions	Falls: -0.50	-0.50
-------------------	--------------	--------------

<< Downgraded jump

26. TRIGLAV TROPHY 2017

ADVANCE NOVICE GIRLS FREE SKATING

JUDGES DETAILS PER SKATER

Rank	Name	Nation	Starting Number	Total Segment Score	Total Element Score	Program Score (factored)	Total Component Score (factored)	Total Deductions
5	Zoe GAL	HUN	17	52.07	24.70		27.87	0.50

#	Executed Elements	Info	Base Value	GOE	J1	J2	J3	J4	J5	J6	J7	J8	J9	Ref	Scores of Panel
1	3S<<	<<	1.30	-0.60	-3	-3	-3	-3	-3						0.70
2	2A+2T		4.60	0.00	0	0	0	0	0						4.60
3	2A		3.30	0.00	0	0	0	0	0						3.30
4	FCUSp3		2.40	0.00	0	0	1	0	0						2.40
5	StSq2		2.60	0.50	1	1	1	1	1						3.10
6	2Lo		1.80	0.00	0	0	0	0	0						1.80
7	2F+2Lo		3.70	0.00	0	0	0	0	0						3.70
8	2Lz		2.10	0.00	0	0	-1	0	0						2.10
9	CCoSp3		3.00	0.00	0	0	0	0	0						3.00
			24.80												24.70
Program Components			Factor												
Skating Skills			1.60		4.75	4.00	4.75	4.25	4.50						4.50
Transitions			1.60		4.50	3.75	4.25	4.00	4.00						4.08
Performance			1.60		4.50	4.25	4.75	4.50	4.00						4.42
Interpretation			1.60		4.50	4.25	5.00	4.50	4.25						4.42
Judges Total Program Component Score (factored)															27.87

Deductions	Falls: -0.50	-0.50
-------------------	--------------	--------------

<< Downgraded jump

Rank	Name	Nation	Starting Number	Total Segment Score	Total Element Score	Program Score (factored)	Total Component Score (factored)	Total Deductions
6	Marie POLJANYCKA	CZE	14	51.40	23.80		27.60	0.00

#	Executed Elements	Info	Base Value	GOE	J1	J2	J3	J4	J5	J6	J7	J8	J9	Ref	Scores of Panel
1	2Lz		2.10	0.00	0	0	0	0	0						2.10
2	2Lo+2Lo		3.60	0.00	0	0	0	0	0						3.60
3	2F+2T		3.20	0.00	0	0	0	0	0						3.20
4	StSq3		3.30	0.50	1	1	0	1	1						3.80
5	FCSp3		2.80	0.50	1	1	1	1	0						3.30
6	2S		1.30	0.00	0	0	0	0	0						1.30
7	1A		1.10	0.00	0	0	1	0	0						1.10
8	2F		1.90	0.00	0	0	0	0	0						1.90
9	CCoSp3		3.00	0.50	1	1	1	1	2						3.50
			22.30												23.80
Program Components			Factor												
Skating Skills			1.60		4.50	4.00	4.50	4.50	4.00						4.33
Transitions			1.60		4.25	3.75	4.25	4.25	4.00						4.17
Performance			1.60		4.50	4.25	4.75	4.50	4.00						4.42
Interpretation			1.60		4.50	4.00	4.50	4.25	4.25						4.33
Judges Total Program Component Score (factored)															27.60

Deductions		0.00
-------------------	--	-------------

26. TRIGLAV TROPHY 2017

ADVANCE NOVICE GIRLS FREE SKATING

JUDGES DETAILS PER SKATER

Rank	Name	Nation	Starting Number	Total Segment Score	Total Element Score	Program Score (factored)	Total Component Score (factored)	Total Deductions
7	Hana KOSIC	CRO	21	51.34	24.71		28.13	1.50

#	Executed Elements	Info	Base Value	GOE	J1	J2	J3	J4	J5	J6	J7	J8	J9	Ref	Scores of Panel	
1	3S<<	<<	1.30	-0.60	-3	-3	-3	-3	-3						0.70	
2	2A+2T		4.60	0.17	1	0	0	1	0						4.77	
3	FCSp3		2.80	0.50	1	0	1	2	1						3.30	
4	3F<	<	3.70	-2.10	-3	-3	-3	-3	-3						1.60	
5	CCoSp3		3.00	0.33	1	1	0	1	0						3.33	
6	3S<<+REP	<<	0.91	-0.60	-3	-3	-3	-3	-3						0.31	
7	2A+2T		4.60	0.00	0	0	0	0	-1						4.60	
8	StSq3		3.30	0.50	1	1	1	1	1						3.80	
9	2Lz		2.10	0.20	1	0	0	1	1						2.30	
			26.31												24.71	
Program Components			Factor													
Skating Skills			1.60			5.00	4.25	4.75	4.75	4.25						4.58
Transitions			1.60			4.50	4.00	4.00	4.50	3.75						4.17
Performance			1.60			4.50	4.25	4.00	4.50	4.00						4.25
Interpretation			1.60			5.00	4.50	4.50	4.75	4.00						4.58
Judges Total Program Component Score (factored)															28.13	

Deductions	Falls: -1.50	-1.50
-------------------	--------------	--------------

< Under-rotated jump << Downgraded jump REP Jump repetition

Rank	Name	Nation	Starting Number	Total Segment Score	Total Element Score	Program Score (factored)	Total Component Score (factored)	Total Deductions
8	Miriam ROTTENSTEINER	AUT	13	49.97	23.70		26.27	0.00

#	Executed Elements	Info	Base Value	GOE	J1	J2	J3	J4	J5	J6	J7	J8	J9	Ref	Scores of Panel	
1	2A+2T		4.60	0.50	1	1	1	1	1						5.10	
2	2F+2T		3.20	-0.40	-1	-2	-1	0	-2						2.80	
3	1A		1.10	0.00	1	-1	0	0	0						1.10	
4	FSSp3		2.60	-0.20	0	0	-1	-1	-1						2.40	
5	StSq3		3.30	0.00	1	-1	0	0	0						3.30	
6	2Lo		1.80	0.00	0	0	0	0	0						1.80	
7	2Lz		2.10	0.20	0	0	1	1	1						2.30	
8	2F		1.90	0.00	-1	0	0	0	0						1.90	
9	CCoSp3		3.00	0.00	1	0	0	0	0						3.00	
			23.60												23.70	
Program Components			Factor													
Skating Skills			1.60			4.50	4.25	4.25	4.00	4.00						4.17
Transitions			1.60			4.25	3.75	4.75	4.00	3.75						4.00
Performance			1.60			4.25	4.00	5.00	4.00	4.00						4.08
Interpretation			1.60			4.50	3.75	4.25	4.25	4.00						4.17
Judges Total Program Component Score (factored)															26.27	

Deductions		0.00
-------------------	--	-------------

26. TRIGLAV TROPHY 2017

ADVANCE NOVICE GIRLS FREE SKATING

JUDGES DETAILS PER SKATER

Rank	Name	Nation	Starting Number	Total Segment Score	Total Element Score	Program Score (factored)	Total Component Score (factored)	Total Deductions
9	Emese CSISZER	HUN	22	48.94	21.27		28.67	1.00

#	Executed Elements	Info	Base Value	GOE	J1	J2	J3	J4	J5	J6	J7	J8	J9	Ref	Scores of Panel
1	3S<	<	3.10	-2.10	-3	-3	-3	-3	-3						1.00
2	2A<	<	2.30	-0.83	-2	-1	-1	-3	-2						1.47
3	2Lz+2Lo		3.90	0.00	0	0	0	0	0						3.90
4	2A<	<	2.30	-1.50	-3	-3	-3	-3	-3						0.80
5	FCSSp3		2.60	0.00	1	0	0	0	-1						2.60
6	StSq3		3.30	0.50	2	1	1	1	1						3.80
7	2Lo		1.80	-0.30	-1	-1	-1	-1	-1						1.50
8	2F+2T		3.20	0.00	0	0	0	0	0						3.20
9	CCoSp3		3.00	0.00	0	0	0	0	0						3.00
			25.50												21.27
	Program Components			Factor											
	Skating Skills			1.60	5.00	4.25	4.75	4.50	4.25						4.50
	Transitions			1.60	5.00	4.00	5.00	4.25	3.75						4.42
	Performance			1.60	4.75	4.25	4.50	4.25	4.00						4.33
	Interpretation			1.60	5.00	4.50	5.00	4.50	4.25						4.67
	Judges Total Program Component Score (factored)														28.67

Deductions	Falls: -1.00	-1.00
-------------------	--------------	--------------

< Under-rotated jump

Rank	Name	Nation	Starting Number	Total Segment Score	Total Element Score	Program Score (factored)	Total Component Score (factored)	Total Deductions
10	Abigail LIEW	GBR	12	46.39	20.53		25.86	0.00

#	Executed Elements	Info	Base Value	GOE	J1	J2	J3	J4	J5	J6	J7	J8	J9	Ref	Scores of Panel
1	2Lo+2Lo		3.60	0.10	0	0	1	1	0						3.70
2	2Lz		2.10	0.10	1	1	0	0	0						2.20
3	CCoSp3		3.00	0.00	0	0	0	0	0						3.00
4	2Fe+2T	e	2.70	-0.50	0	-2	-3	-2	-1						2.20
5	StSq3		3.30	0.33	1	0	0	1	1						3.63
6	2Lz		2.10	0.30	1	0	1	1	1						2.40
7	FCSp1		1.90	-0.20	-1	-1	0	-1	0						1.70
8	2Fe	e	1.40	-0.80	-2	-3	-3	-3	-2						0.60
9	1A		1.10	0.00	0	0	1	0	0						1.10
			21.20												20.53
	Program Components			Factor											
	Skating Skills			1.60	4.25	4.00	3.75	4.25	3.75						4.00
	Transitions			1.60	4.25	3.75	4.25	4.25	3.50						4.08
	Performance			1.60	4.00	4.00	4.00	4.25	3.75						4.00
	Interpretation			1.60	4.25	4.00	3.75	4.50	4.00						4.08
	Judges Total Program Component Score (factored)														25.86

Deductions		0.00
-------------------	--	-------------

e Wrong edge

26. TRIGLAV TROPHY 2017

ADVANCE NOVICE GIRLS FREE SKATING

JUDGES DETAILS PER SKATER

Rank	Name	Nation	Starting Number	Total Segment Score	Total Element Score	Program Score (factored)	Total Component Score (factored)	Total Deductions
11	Kludia TOULOVA	SVK	10	45.66	21.40		24.26	0.00

#	Executed Elements	Info	Base Value	GOE	J1	J2	J3	J4	J5	J6	J7	J8	J9	Ref	Scores of Panel
1	2Lz+2Lo		3.90	0.00	0	0	0	0	0						3.90
2	2F+2Lo	!	3.70	-0.30	-1	-2	-1	-1	-1						3.40
3	2Lz		2.10	0.10	1	0	1	0	0						2.20
4	StSq2		2.60	0.00	0	0	-1	0	1						2.60
5	2S		1.30	0.00	0	0	0	0	0						1.30
6	CCoSp3		3.00	0.00	0	0	0	0	0						3.00
7	2F	!	1.90	-0.30	-1	-1	-1	-1	-1						1.60
8	1A		1.10	0.00	0	0	0	0	0						1.10
9	FCCSp2		2.30	0.00	-1	0	0	0	0						2.30
			21.90												21.40
Program Components				Factor											
	Skating Skills			1.60	4.25	3.75	3.75	3.50	4.00						3.83
	Transitions			1.60	4.00	3.50	4.25	3.25	3.75						3.75
	Performance			1.60	3.75	3.75	4.00	3.50	4.00						3.83
	Interpretation			1.60	4.00	3.75	3.50	3.25	4.00						3.75
Judges Total Program Component Score (factored)															24.26

Deductions	0.00
-------------------	-------------

! Not clear edge

Rank	Name	Nation	Starting Number	Total Segment Score	Total Element Score	Program Score (factored)	Total Component Score (factored)	Total Deductions
12	Marketa SOBOTIKOVA	CZE	15	45.50	21.23		24.27	0.00

#	Executed Elements	Info	Base Value	GOE	J1	J2	J3	J4	J5	J6	J7	J8	J9	Ref	Scores of Panel
1	2Lz+2T		3.40	0.00	0	0	-1	0	0						3.40
2	2F+2T		3.20	0.00	0	0	0	0	0						3.20
3	2A<	<	2.30	-1.17	-2	-3	-1	-3	-2						1.13
4	StSq1		1.80	-0.20	-1	-1	-1	0	0						1.60
5	FCSSp3		2.60	0.33	1	0	1	1	0						2.93
6	2Lz		2.10	0.00	-2	0	0	0	0						2.10
7	2F		1.90	0.00	1	0	0	0	0						1.90
8	2Lo		1.80	0.00	0	0	0	0	0						1.80
9	CCoSp3		3.00	0.17	1	0	0	0	1						3.17
			22.10												21.23
Program Components				Factor											
	Skating Skills			1.60	4.25	3.75	4.00	3.75	3.75						3.83
	Transitions			1.60	3.75	3.25	3.75	3.75	3.50						3.67
	Performance			1.60	4.25	3.75	4.00	4.00	3.75						3.92
	Interpretation			1.60	4.00	3.75	3.50	3.75	3.75						3.75
Judges Total Program Component Score (factored)															24.27

Deductions	0.00
-------------------	-------------

< Under-rotated jump

26. TRIGLAV TROPHY 2017

ADVANCE NOVICE GIRLS FREE SKATING

JUDGES DETAILS PER SKATER

Rank	Name	Nation	Starting Number	Total Segment Score	Total Element Score	Program Component Score (factored)	Total Deductions
13	Sara BORDIGA	ITA	9	43.76	18.70	25.06	0.00

#	Executed Elements	Info	Base Value	GOE	J1	J2	J3	J4	J5	J6	J7	J8	J9	Ref	Scores of Panel
1	2A		3.30	-1.00	-2	-3	-2	-2	-2						2.30
2	2Lz+2T		3.40	0.30	1	0	1	1	1						3.70
3	2Lz		2.10	0.00	0	0	0	0	0						2.10
4	FCCSp		0.00	0.00	-	-	-	-	-						0.00
5	1Lo		0.50	0.00	0	0	0	-1	0						0.50
6	CCoSp2V		2.00	0.00	1	0	0	0	0						2.00
7	2F+2T	!	3.20	-0.20	0	-1	-1	-1	0						3.00
8	StSq3		3.30	0.50	1	1	0	1	1						3.80
9	2F	!	1.90	-0.60	-2	-2	-2	-2	-2						1.30
			19.70												18.70
Program Components				Factor											
	Skating Skills			1.60	4.25	3.75	4.00	4.25	4.00						4.08
	Transitions			1.60	3.75	3.50	3.75	4.00	3.50						3.67
	Performance			1.60	3.75	3.75	4.50	3.75	4.00						3.83
	Interpretation			1.60	4.00	4.00	4.00	4.25	4.25						4.08
Judges Total Program Component Score (factored)															25.06

Deductions	0.00
-------------------	-------------

! Not clear edge

Rank	Name	Nation	Starting Number	Total Segment Score	Total Element Score	Program Component Score (factored)	Total Deductions
14	Lana OMOVSEK	SLO	1	43.13	21.53	21.60	0.00

#	Executed Elements	Info	Base Value	GOE	J1	J2	J3	J4	J5	J6	J7	J8	J9	Ref	Scores of Panel
1	2F+2Lo		3.70	0.00	0	0	0	0	0						3.70
2	2S		1.30	0.00	0	0	0	0	0						1.30
3	2Lz+2Lo	!	3.90	-0.20	0	0	-1	-1	-1						3.70
4	CCoSp3		3.00	0.00	0	0	-1	0	0						3.00
5	StSq2		2.60	-0.17	0	-1	-1	0	0						2.43
6	2F		1.90	-0.30	-1	0	-1	-1	-1						1.60
7	1A		1.10	0.00	0	0	0	0	0						1.10
8	2Lz	!	2.10	-0.20	0	0	-1	-1	-1						1.90
9	FCSp3		2.80	0.00	0	0	0	0	0						2.80
			22.40												21.53
Program Components				Factor											
	Skating Skills			1.60	3.50	3.75	3.25	3.50	3.50						3.50
	Transitions			1.60	3.00	3.50	3.75	3.25	3.00						3.25
	Performance			1.60	3.25	4.00	3.50	3.50	3.00						3.42
	Interpretation			1.60	3.25	4.00	3.25	3.50	3.25						3.33
Judges Total Program Component Score (factored)															21.60

Deductions	0.00
-------------------	-------------

! Not clear edge

26. TRIGLAV TROPHY 2017

ADVANCE NOVICE GIRLS FREE SKATING

JUDGES DETAILS PER SKATER

Rank	Name	Nation	Starting Number	Total Segment Score	Total Element Score	Program Component Score (factored)	Total Deductions
15	Josipa JAGODIC	CRO	7	41.87	20.40	21.47	0.00

#	Executed Elements	Info	Base Value	GOE	J1	J2	J3	J4	J5	J6	J7	J8	J9	Ref	Scores of Panel
1	2Lz+2Lo		3.90	0.00	0	0	-1	0	0						3.90
2	1A		1.10	0.00	0	0	0	0	0						1.10
3	2F+2Lo		3.70	-0.30	-1	-1	-1	-1	-1						3.40
4	FCSSp3		2.60	-0.20	0	0	-1	-1	-1						2.40
5	StSq1		1.80	0.00	0	0	-1	0	0						1.80
6	2Lz		2.10	-0.10	-2	0	-1	0	0						2.00
7	2F	!	1.90	-0.40	-1	-1	-2	-2	-1						1.50
8	2S		1.30	0.00	1	0	0	0	0						1.30
9	CCoSp3		3.00	0.00	1	0	0	0	0						3.00
			21.40												20.40
Program Components				Factor											
	Skating Skills			1.60	3.75	3.25	3.25	3.25	3.75						3.42
	Transitions			1.60	3.50	2.75	3.50	3.00	3.25						3.25
	Performance			1.60	3.50	3.00	3.25	3.25	3.50						3.33
	Interpretation			1.60	3.50	3.25	3.00	3.50	3.50						3.42
Judges Total Program Component Score (factored)															21.47

Deductions	0.00
-------------------	-------------

! Not clear edge

Rank	Name	Nation	Starting Number	Total Segment Score	Total Element Score	Program Component Score (factored)	Total Deductions
16	Zara ZAKIPOUR	GBR	2	40.99	20.30	21.19	0.50

#	Executed Elements	Info	Base Value	GOE	J1	J2	J3	J4	J5	J6	J7	J8	J9	Ref	Scores of Panel
1	2Lz		2.10	0.00	0	0	0	0	0						2.10
2	2F+2T		3.20	0.00	0	0	0	0	0						3.20
3	2Lo		1.80	0.00	0	1	0	0	0						1.80
4	FCSp1		1.90	-0.30	-1	-1	-1	-1	0						1.60
5	2Lz+2Lo		3.90	-0.90	-3	-3	-3	-3	-3						3.00
6	1A		1.10	0.00	0	0	0	-1	0						1.10
7	StSq2		2.60	0.00	0	0	0	0	0						2.60
8	2F		1.90	0.00	0	0	0	0	0						1.90
9	CCoSp3		3.00	0.00	-1	0	0	0	0						3.00
			21.50												20.30
Program Components				Factor											
	Skating Skills			1.60	3.25	3.25	2.75	3.75	3.50						3.33
	Transitions			1.60	3.00	2.75	3.25	3.75	3.00						3.08
	Performance			1.60	3.25	3.50	3.00	3.50	3.25						3.33
	Interpretation			1.60	3.00	3.50	3.50	3.50	3.50						3.50
Judges Total Program Component Score (factored)															21.19

Deductions	Falls: -0.50	-0.50
-------------------	--------------	--------------

26. TRIGLAV TROPHY 2017

ADVANCE NOVICE GIRLS FREE SKATING

JUDGES DETAILS PER SKATER

Rank	Name	Nation	Starting Number	Total Segment Score	Total Element Score	Program Score (factored)	Total Component Score (factored)	Total Deductions
17	Lucija SIMON	CRO	8	40.83	17.77		23.06	0.00

#	Executed Elements	Info	Base Value	GOE	J1	J2	J3	J4	J5	J6	J7	J8	J9	Ref	Scores of Panel
1	2A<	<	2.30	-1.33	-2	-3	-2	-3	-3						0.97
2	1Lz		0.60	-0.27	-2	-3	-3	-3	-2						0.33
3	CCoSp3		3.00	0.00	1	0	0	0	0						3.00
4	2F+2T	!	3.20	-0.50	-2	-1	-1	-2	-2						2.70
5	2Lz		2.10	0.00	0	0	0	0	0						2.10
6	FCSSp3		2.60	0.17	1	0	1	0	0						2.77
7	StSq2		2.60	0.00	0	0	0	0	0						2.60
8	2Lo		1.80	0.00	0	0	0	0	0						1.80
9	2Fe+2T<	e	2.30	-0.80	-1	-3	-3	-3	-2						1.50
			20.50											17.77	
Program Components			Factor												
Skating Skills			1.60			4.00	3.75	3.75	4.00	3.50					3.83
Transitions			1.60			3.00	3.25	3.50	3.50	3.25					3.33
Performance			1.60			3.50	3.75	4.00	3.50	3.25					3.58
Interpretation			1.60			3.50	3.75	4.00	3.75	3.50					3.67
Judges Total Program Component Score (factored)															23.06

Deductions	0.00
-------------------	-------------

< Under-rotated jump e Wrong edge ! Not clear edge

Rank	Name	Nation	Starting Number	Total Segment Score	Total Element Score	Program Score (factored)	Total Component Score (factored)	Total Deductions
18	Asia MANZI	ITA	16	36.56	14.10		23.46	1.00

#	Executed Elements	Info	Base Value	GOE	J1	J2	J3	J4	J5	J6	J7	J8	J9	Ref	Scores of Panel
1	2A<<	<<	1.10	-0.60	-3	-3	-3	-3	-3						0.50
2	2Lo		1.80	0.00	0	0	0	0	0						1.80
3	FCSp3		2.80	0.00	1	0	0	0	0						2.80
4	2Lz<	<	1.50	-0.90	-3	-3	-3	-3	-3						0.60
5	CCoSp3		3.00	0.00	0	0	0	0	1						3.00
6	2F		1.90	-0.30	-1	-1	-1	-1	-2						1.60
7	2F+T		1.90	-0.70	-1	-3	-3	-3	-1						1.20
8	StSq2		2.60	0.00	0	0	0	0	0						2.60
9	Lo		0.00	0.00	-	-	-	-	-						0.00
			16.60											14.10	
Program Components			Factor												
Skating Skills			1.60			3.75	3.75	4.00	3.75	3.75					3.75
Transitions			1.60			3.50	3.25	4.75	3.75	3.50					3.58
Performance			1.60			3.75	3.25	3.75	3.50	3.50					3.58
Interpretation			1.60			3.75	3.25	4.00	3.75	3.75					3.75
Judges Total Program Component Score (factored)															23.46

Deductions	Falls: -1.00	-1.00
-------------------	--------------	--------------

< Under-rotated jump << Downgraded jump

26. TRIGLAV TROPHY 2017

ADVANCE NOVICE GIRLS FREE SKATING

JUDGES DETAILS PER SKATER

Rank	Name	Nation	Starting Number	Total Segment Score	Total Element Score	Program Score (factored)	Total Component Score (factored)	Total Deductions
19	Karla CORALIC	CRO	6	36.50	17.53		19.47	0.50

#	Executed Elements	Info	Base Value	GOE	J1	J2	J3	J4	J5	J6	J7	J8	J9	Ref	Scores of Panel
1	2Lz+2Lo		3.90	-0.90	-3	-3	-3	-3	-3						3.00
2	2Fe+2Lo	e	3.20	-0.60	-1	-2	-3	-2	-2						2.60
3	FCSSp3		2.60	-0.30	-2	-1	-1	-1	-1						2.30
4	StSq2		2.60	0.00	-1	0	0	0	0						2.60
5	1A		1.10	0.00	0	0	0	0	0						1.10
6	1Lz		0.60	-0.27	-2	-3	-3	-3	-2						0.33
7	2F	!	1.90	-0.30	0	-1	-1	-1	-1						1.60
8	2S		1.30	0.00	0	0	-1	0	0						1.30
9	CCoSp3		3.00	-0.30	-1	0	-1	-1	-1						2.70
			20.20												17.53
Program Components				Factor											
	Skating Skills			1.60	3.50	3.00	3.00	2.75	3.75						3.17
	Transitions			1.60	3.00	2.25	2.75	3.00	3.00						2.92
	Performance			1.60	3.00	2.75	3.50	2.75	3.50						3.08
	Interpretation			1.60	3.25	2.50	3.00	2.75	3.50						3.00
Judges Total Program Component Score (factored)															19.47

Deductions	Falls: -0.50	-0.50
-------------------	--------------	--------------

e Wrong edge ! Not clear edge

Rank	Name	Nation	Starting Number	Total Segment Score	Total Element Score	Program Score (factored)	Total Component Score (factored)	Total Deductions
20	Laura SELAN	AUT	3	35.10	16.04		19.06	0.00

#	Executed Elements	Info	Base Value	GOE	J1	J2	J3	J4	J5	J6	J7	J8	J9	Ref	Scores of Panel
1	1Lz		0.60	-0.03	0	0	-1	-1	0						0.57
2	2F+2Lo	!	3.70	-0.40	-1	-1	-2	-2	-1						3.30
3	2Lz+2Lo		3.90	0.00	1	0	0	0	0						3.90
4	2S		1.30	-0.13	-1	0	-1	-1	0						1.17
5	A		0.00	0.00	-	-	-	-	-						0.00
6	CCoSp3		3.00	-0.10	0	0	-1	-1	0						2.90
7	2F	!	1.90	-0.30	0	-1	-2	-1	-1						1.60
8	StSq2		2.60	0.00	-1	0	0	0	0						2.60
9	FCSSp		0.00	0.00	-	-	-	-	-						0.00
			17.00												16.04
Program Components				Factor											
	Skating Skills			1.60	3.50	2.75	3.00	3.00	3.00						3.00
	Transitions			1.60	2.75	2.50	3.75	3.25	2.50						2.83
	Performance			1.60	3.50	3.00	3.50	2.75	2.75						3.08
	Interpretation			1.60	3.00	2.75	3.25	3.25	2.75						3.00
Judges Total Program Component Score (factored)															19.06

Deductions		0.00
-------------------	--	-------------

! Not clear edge

26. TRIGLAV TROPHY 2017

ADVANCE NOVICE GIRLS FREE SKATING

JUDGES DETAILS PER SKATER

Rank	Name	Nation	Starting Number	Total Segment Score	Total Element Score	Program Score (factored)	Total Component Score (factored)	Total Deductions
21	Marta NEDVED	CRO	5	34.44	16.80		18.14	0.50

#	Executed Elements	Info	Base Value	GOE	J1	J2	J3	J4	J5	J6	J7	J8	J9	Ref	Scores of Panel
1	StSqB		1.50	-0.10	-1	0	-1	0	0						1.40
2	2Lz+2T		3.40	-0.40	-2	-2	0	-1	-1						3.00
3	2F+2T		3.20	-0.40	0	-2	-1	-2	-1						2.80
4	2Lo		1.80	0.00	0	0	0	0	0						1.80
5	FCSSp2		2.30	-0.30	-1	-1	-2	-1	-1						2.00
6	2Lz<	<	1.50	-0.90	-3	-3	-3	-3	-3						0.60
7	2F		1.90	-0.20	0	-2	-1	-1	0						1.70
8	1A		1.10	0.00	0	0	0	0	0						1.10
9	CCoSp2		2.50	-0.10	-1	-1	0	0	0						2.40
			19.20												16.80
Program Components				Factor											
	Skating Skills			1.60	3.00	2.75	3.25	2.75	3.25						3.00
	Transitions			1.60	2.75	2.25	3.00	2.75	2.50						2.67
	Performance			1.60	2.75	2.50	3.00	2.50	2.75						2.67
	Interpretation			1.60	3.25	2.75	3.25	2.75	3.00						3.00
Judges Total Program Component Score (factored)															18.14

Deductions	Falls: -0.50	-0.50
-------------------	--------------	--------------

< Under-rotated jump

Rank	Name	Nation	Starting Number	Total Segment Score	Total Element Score	Program Score (factored)	Total Component Score (factored)	Total Deductions
22	Nika NOVAK	SLO	4	33.35	15.83		18.52	1.00

#	Executed Elements	Info	Base Value	GOE	J1	J2	J3	J4	J5	J6	J7	J8	J9	Ref	Scores of Panel
1	2Lz+2Lo		3.90	0.00	0	0	0	0	0						3.90
2	2Fe	e	1.40	-0.90	-3	-3	-3	-3	-3						0.50
3	1A		1.10	0.00	0	0	0	-1	0						1.10
4	CCoSp3		3.00	-0.10	1	0	-1	-1	0						2.90
5	2Lz		2.10	-0.50	-2	-2	-1	-2	-1						1.60
6	StSq2		2.60	-0.17	-1	0	-1	0	0						2.43
7	2S<	<	0.90	-0.60	-3	-3	-3	-3	-3						0.30
8	2Fe	e	1.40	-0.60	-2	-2	-3	-2	-2						0.80
9	FCSp2		2.30	0.00	0	-1	0	0	0						2.30
			18.70												15.83
Program Components				Factor											
	Skating Skills			1.60	3.25	3.00	3.00	2.75	3.25						3.08
	Transitions			1.60	3.00	2.25	3.00	2.75	2.75						2.83
	Performance			1.60	3.00	2.75	3.25	2.50	2.75						2.83
	Interpretation			1.60	3.00	2.75	3.25	2.75	2.75						2.83
Judges Total Program Component Score (factored)															18.52

Deductions	Falls: -1.00	-1.00
-------------------	--------------	--------------

< Under-rotated jump e Wrong edge

printed: 08.04.2017 16:48:38

26. TRIGLAV TROPHY 2017

RESULTS

ADVANCE NOVICE BOYS FINAL RESULT

Pl. Name	Nation	Total Score	SP	FS
1 Emanuele INDELICATO	ITA	76,22	1	1
2 Joseph ZAKIPOUR	GBR	69,36	2	2
3 Luka LOGAR	SLO	65,05	3	3



Mr. Matjaz KRUSEC SLO

Referee

Printed: 08.04.2017 16:24:17



Ms. Eva SZILAGY HUN

Technical Controller

26. TRIGLAV TROPHY 2017

PANEL OF JUDGES

ADVANCE NOVICE BOYS - SHORT PROGRAM

Officials

Technical Controller	Ms. Eva SZILAGY	HUN
Technical Specialist	Ms. Eva SONNLEITNER	AUT
Assistant Technical Specialist	Ms. Monika KUSTAROVA	SVK

Judges

Referee	Mr. Matjaz KRUSEC	SLO
Judge No.1	Mr. Matjaz KRUSEC	SLO
Judge No.2	Ms. Agnes ANDIK	HUN
Judge No.3	Ms. Karol PESCOSTA	ITA
Judge No.4	Ms. Aseniya STRATIEVA	BUL
Judge No.5	Ms. Alenka ZIDAR SAMBOLEC	SLO

Data/Replay Operator

Data Operator	Ms. Wanda STANKOVIANSKA	SVK
Replay Operator	Ms. Doroteja SIMUNIC	SLO

26. TRIGLAV TROPHY 2017

ADVANCE NOVICE BOYS SHORT PROGRAM

JUDGES DETAILS PER SKATER

Rank	Name	Nation	Starting Number	Total Segment Score	Total Element Score	Program Score (factored)	Total Component Score (factored)	Total Deductions
1	Emanuele INDELICATO	ITA	2	27.48	14.10		13.88	0.50

#	Executed Elements	Info	Base Value	GOE	J1	J2	J3	J4	J5	J6	J7	J8	J9	Ref	Scores of Panel
1	2A<	<	2.30	-1.50	-3	-3	-3	-3	-3						0.80
2	2Lz		2.10	-0.40	0	0	-2	-2	-2						1.70
3	CCoSp3		3.00	0.00	1	0	0	0	0						3.00
4	StSq2		2.60	0.00	0	0	0	0	1						2.60
5	2F+2Lo		3.70	-0.30	0	-1	-1	-1	-1						3.40
6	CSSp3		2.60	0.00	0	0	-1	0	0						2.60
			16.30												14.10
Program Components			Factor												
Skating Skills			0.90		4.00	3.75	3.50	4.50	3.75						3.83
Transitions			0.90		4.00	3.25	3.75	4.25	3.50						3.75
Performance			0.90		3.75	3.75	3.50	4.75	4.00						3.83
Interpretation			0.90		4.25	3.25	3.75	4.75	4.00						4.00
Judges Total Program Component Score (factored)															13.88

Deductions	Falls: -0.50	-0.50
-------------------	--------------	--------------

< Under-rotated jump

Rank	Name	Nation	Starting Number	Total Segment Score	Total Element Score	Program Score (factored)	Total Component Score (factored)	Total Deductions
2	Joseph ZAKIPOUR	GBR	3	26.06	13.00		13.06	0.00

#	Executed Elements	Info	Base Value	GOE	J1	J2	J3	J4	J5	J6	J7	J8	J9	Ref	Scores of Panel
1	1A		1.10	0.00	0	0	1	0	0						1.10
2	2F+2T		3.20	0.00	0	0	0	0	0						3.20
3	CSSp2		2.30	-0.10	-1	0	-1	0	0						2.20
4	StSq2		2.60	0.00	1	0	-1	0	0						2.60
5	2Lz		2.10	0.10	1	0	1	-1	0						2.20
6	CCoSp1V		1.70	0.00	0	0	-1	0	0						1.70
			13.00												13.00
Program Components			Factor												
Skating Skills			0.90		3.75	3.75	3.25	4.00	3.25						3.58
Transitions			0.90		3.75	3.25	3.25	4.00	3.25						3.42
Performance			0.90		4.00	3.75	3.50	4.25	3.50						3.75
Interpretation			0.90		4.00	3.75	3.25	4.00	3.50						3.75
Judges Total Program Component Score (factored)															13.06

Deductions		0.00
-------------------	--	-------------

Rank	Name	Nation	Starting Number	Total Segment Score	Total Element Score	Program Score (factored)	Total Component Score (factored)	Total Deductions
3	Luka LOGAR	SLO	1	22.26	10.10		12.16	0.00

#	Executed Elements	Info	Base Value	GOE	J1	J2	J3	J4	J5	J6	J7	J8	J9	Ref	Scores of Panel
1	2A<<	<<	1.10	-0.60	-3	-3	-3	-3	-3						0.50
2	CSSp		0.00	0.00	-	-	-	-	-						0.00
3	2F+2Lo		3.70	0.00	0	0	0	0	0						3.70
4	2Lz		2.10	-0.40	-2	-1	-2	-1	1						1.70
5	StSq1		1.80	-0.10	0	-1	-1	0	0						1.70
6	CCoSp2		2.50	0.00	-1	0	0	0	0						2.50
			11.20												10.10
Program Components			Factor												
Skating Skills			0.90		3.50	3.50	3.50	4.25	3.50						3.50
Transitions			0.90		3.50	2.75	3.00	3.75	3.25						3.25
Performance			0.90		3.50	3.25	3.25	4.00	3.50						3.42
Interpretation			0.90		3.50	3.25	3.00	4.00	3.25						3.33
Judges Total Program Component Score (factored)															12.16

Deductions		0.00
-------------------	--	-------------

<< Downgraded jump

26. TRIGLAV TROPHY 2017

ADVANCE NOVICE BOYS SHORT PROGRAM

JUDGES DETAILS PER SKATER

printed: 06.04.2017 16:26:36

26. TRIGLAV TROPHY 2017

PANEL OF JUDGES

ADVANCE NOVICE BOYS - FREE SKATING

Officials

Technical Controller	Ms. Eva SZILAGY	HUN
Technical Specialist	Ms. Yvonne PAL	AUT
Assistant Technical Specialist	Ms. Monika KUSTAROVA	SVK

Judges

Referee	Mr. Matjaz KRUSEC	SLO
Judge No.1	Mr. Matjaz KRUSEC	SLO
Judge No.2	Ms. Agnes ANDIK	HUN
Judge No.3	Ms. Karol PESCOSTA	ITA
Judge No.4	Ms. Aseniya STRATIEVA	BUL
Judge No.5	Ms. Breda MARINSEK	SLO

Data/Replay Operator

Data Operator	Ms. Wanda STANKOVIANSKA	SVK
Replay Operator	Ms. Doroteja SIMUNIC	SLO

26. TRIGLAV TROPHY 2017

ADVANCE NOVICE BOYS FREE SKATING

JUDGES DETAILS PER SKATER

Rank	Name	Nation	Starting Number	Total Segment Score	Total Element Score	Program Score (factored)	Total Component Score (factored)	Total Deductions
1	Emanuele INDELICATO	ITA	3	48.74	21.17		28.07	0.50

#	Executed Elements	Info	Base Value	GOE	J1	J2	J3	J4	J5	J6	J7	J8	J9	Ref	Scores of Panel
1	1A		1.10	0.07	0	0	0	1	1						1.17
2	2Lz+2Lo		3.90	0.00	0	0	0	0	1						3.90
3	3S<<	<<	1.30	-0.60	-3	-3	-3	-3	-3						0.70
4	FSSp3		2.60	0.00	0	0	0	0	0						2.60
5	2F+2T		3.20	0.00	0	0	0	0	1						3.20
6	2Lz<<	<<	0.60	-0.30	-3	-3	-3	-3	-3						0.30
7	StSq2		2.60	0.00	0	0	0	0	1						2.60
8	2Lo		1.80	0.00	0	0	0	0	0						1.80
9	2F		1.90	0.00	0	0	0	0	0						1.90
10	CCoSp3		3.00	0.00	0	0	0	0	1						3.00
			22.00												21.17
	Program Components			Factor											
	Skating Skills			1.80	4.00	4.00	3.75	4.25	4.00						4.00
	Transitions			1.80	3.75	3.50	4.00	3.75	3.75						3.75
	Performance			1.80	3.50	4.00	3.75	4.00	4.25						3.92
	Interpretation			1.80	3.75	4.00	3.75	4.00	4.25						3.92
	Judges Total Program Component Score (factored)														28.07

Deductions	Falls: -0.50	-0.50
-------------------	--------------	--------------

<< Downgraded jump

Rank	Name	Nation	Starting Number	Total Segment Score	Total Element Score	Program Score (factored)	Total Component Score (factored)	Total Deductions
2	Joseph ZAKIPOUR	GBR	2	43.30	18.60		25.20	0.50

#	Executed Elements	Info	Base Value	GOE	J1	J2	J3	J4	J5	J6	J7	J8	J9	Ref	Scores of Panel
1	2Lz		2.10	0.00	0	0	0	0	0						2.10
2	2A<	<	2.30	-1.50	-3	-3	-3	-3	-3						0.80
3	2Lz		2.10	0.00	0	0	0	0	1						2.10
4	1F		0.50	-0.10	-1	0	-1	-1	-1						0.40
5	2Lo+2Lo		3.60	-0.30	0	-1	-1	-1	-1						3.30
6	2F+2T		3.20	0.00	0	0	0	0	0						3.20
7	FCSp1		1.90	-0.30	-1	-1	-1	-1	0						1.60
8	StSq1		1.80	-0.30	0	-1	-1	-1	-2						1.50
9	2S		1.30	0.00	0	0	0	0	0						1.30
10	CCoSp2		2.50	-0.20	0	-1	-1	-1	0						2.30
			21.30												18.60
	Program Components			Factor											
	Skating Skills			1.80	3.75	3.75	3.75	4.00	3.50						3.75
	Transitions			1.80	3.50	3.00	3.75	3.50	3.25						3.42
	Performance			1.80	3.50	3.50	3.50	3.75	3.25						3.50
	Interpretation			1.80	3.50	3.50	3.00	3.75	3.00						3.33
	Judges Total Program Component Score (factored)														25.20

Deductions	Falls: -0.50	-0.50
-------------------	--------------	--------------

< Under-rotated jump

26. TRIGLAV TROPHY 2017

ADVANCE NOVICE BOYS FREE SKATING

JUDGES DETAILS PER SKATER

Rank	Name	Nation	Starting Number	Total Segment Score	Total Element Score	Program Score (factored)	Total Component Score (factored)	Total Deductions
3	Luka LOGAR	SLO	1	42.79	19.80		23.99	1.00

#	Executed Elements	Info	Base Value	GOE	J1	J2	J3	J4	J5	J6	J7	J8	J9	Ref	Scores of Panel
1	2A<<	<<	1.10	-0.60	-3	-3	-3	-3	-3						0.50
2	2Lz		2.10	-0.20	-1	-2	-1	0	0						1.90
3	2S+2Lo		3.10	0.00	0	0	0	0	0						3.10
4	FSSp3		2.60	0.00	0	0	0	0	0						2.60
5	2Lz		2.10	-0.90	-3	-3	-3	-3	-3						1.20
6	StSq2		2.60	0.00	-1	0	0	0	0						2.60
7	2F		1.90	-0.90	-3	-3	-3	-3	-3						1.00
8	2F+2Lo		3.70	0.00	0	0	0	0	0						3.70
9	CCoSp2		2.50	-0.60	-2	-2	-2	-1	-2						1.90
10	2T		1.30	0.00	0	0	0	0	0						1.30
			23.00												19.80
	Program Components			Factor											
	Skating Skills			1.80	3.50	3.75	3.50	3.50	3.50						3.50
	Transitions			1.80	3.00	3.25	3.25	3.00	3.00						3.08
	Performance			1.80	3.25	3.75	3.25	3.25	3.25						3.25
	Interpretation			1.80	3.25	3.75	3.50	3.50	3.50						3.50
	Judges Total Program Component Score (factored)														23.99

Deductions	Falls: -1.00	-1.00
-------------------	--------------	--------------

<< Downgraded jump

printed: 08.04.2017 16:49:00

26. TRIGLAV TROPHY 2017

RESULTS

JUNIOR LADIES FINAL RESULT

Pl. Name	Nation	Total Score	SP	FS
1 Elizaveta NUGUMANOVA	RUS	186,98	1	1
2 Sofia SAMODUROVA	RUS	171,51	2	2
3 Paula MIKOLAJCZYK	GER	115,21	3	3
4 Hana CVIJANOVIC	CRO	107,13	4	4
5 Katarina KITAROVIC	CRO	103,33	5	5
6 Nina POLSAK	SLO	102,53	6	6
7 Emilie GROSCH	AUT	99,11	9	7
8 Kaja GRIL	SLO	92,61	10	10
9 Charlie ANDERSON	GBR	91,34	7	12
10 Marusa UDRIH	SLO	89,90	14	9
11 Emese GLOZIK	HUN	89,82	12	13
12 Pia OMOVSEK	SLO	89,64	15	8
13 Valentina INDELICATO	ITA	88,94	13	11
14 Anna TROGER	AUT	84,83	11	14
15 Patricia SKOPANCIC	CRO	84,09	8	15
16 Ciara HOEY	IRL	64,27	18	16
Withdrawn				
Giorgia ZAMPIERI	ITA	24,20	16	
Nea SMOLEJ	SLO	23,86	17	
Kata GYARMATI	HUN			

Mr. Teri SEDEJ SLO

Referee

Printed: 09.04.2017 11:43:55



Ms. Eva SZILAGY HUN

Technical Controller



26. TRIGLAV TROPHY 2017

PANEL OF JUDGES

JUNIOR LADIES - SHORT PROGRAM

Officials

Technical Controller	Ms. Eva SZILAGY	HUN
Technical Specialist	Ms. Yvonne PAL	AUT
Assistant Technical Specialist	Ms. Monika KUSTAROVA	SVK

Judges

Referee	Mr. Teri SEDEJ	SLO
Judge No.1	Mr. Teri SEDEJ	SLO
Judge No.2	Ms. Agnes ANDIK	HUN
Judge No.3	Ms. Karol PES COSTA	ITA
Judge No.4	Ms. Aseniya STRATIEVA	BUL
Judge No.5	Ms. Mirna GRUBISIC	CRO

Data/Replay Operator

Data Operator	Ms. Wanda STANKOVIANSKA	SVK
Replay Operator	Ms. Doroteja SIMUNIC	SLO

26. TRIGLAV TROPHY 2017
JUNIOR LADIES SHORT PROGRAM

JUDGES DETAILS PER SKATER

Rank	Name	Nation	Starting Number	Total Segment Score	Total Element Score	Total Program Component Score (factored)	Total Deductions
1	Elizaveta NUGUMANOVA	RUS	13	65.86	37.74	28.12	0.00

#	Executed Elements	Info	Base Value	GOE	J1	J2	J3	J4	J5	J6	J7	J8	J9	Ref	Scores of Panel
1	3Lz+3T		10.30	0.47	1	0	0	1	1						10.77
2	LSp4		2.70	1.50	3	3	3	3	2						4.20
3	FCSp4		3.20	0.83	2	1	2	2	1						4.03
4	3Lo		5.61	x 0.70	1	1	2	1	1						6.31
5	2A		3.63	x 1.00	3	1	2	2	2						4.63
6	StSq3		3.30	1.00	2	2	2	2	2						4.30
7	CCoSp3		3.00	0.50	1	1	1	1	0						3.50
			31.74												37.74
	Program Components			Factor											
	Skating Skills			0.80	7.75	8.00	6.25	7.00	5.75						7.00
	Transitions			0.80	7.50	7.75	5.50	7.00	6.00						6.83
	Performance			0.80	7.50	8.25	6.50	7.25	6.50						7.08
	Composition			0.80	8.00	8.50	6.00	7.25	6.25						7.17
	Interpretation of the Music			0.80	7.25	8.50	5.50	7.50	6.50						7.08
	Judges Total Program Component Score (factored)														28.12

Deductions	0.00
-------------------	-------------

x Credit for highlight distribution, base value multiplied by 1.1

Rank	Name	Nation	Starting Number	Total Segment Score	Total Element Score	Total Program Component Score (factored)	Total Deductions
2	Sofia SAMODUROVA	RUS	19	58.48	33.88	24.60	0.00

#	Executed Elements	Info	Base Value	GOE	J1	J2	J3	J4	J5	J6	J7	J8	J9	Ref	Scores of Panel
1	3Lz+3T<	<	9.00	-0.70	-1	-1	-1	-1	-1						8.30
2	FCSp4		3.20	0.50	1	0	1	1	1						3.70
3	LSp4		2.70	0.83	2	1	2	2	1						3.53
4	3Lo		5.61	x 0.47	1	0	1	1	0						6.08
5	2A		3.63	x 0.50	0	1	2	1	1						4.13
6	StSq3		3.30	0.67	1	0	1	2	2						3.97
7	CCoSp4		3.50	0.67	2	1	1	2	1						4.17
			30.94												33.88
	Program Components			Factor											
	Skating Skills			0.80	6.75	6.00	5.25	7.25	5.50						6.08
	Transitions			0.80	6.50	5.75	5.00	6.75	5.50						5.92
	Performance			0.80	6.50	6.25	5.50	7.00	6.00						6.25
	Composition			0.80	6.75	6.50	5.25	7.00	5.75						6.33
	Interpretation of the Music			0.80	6.25	6.25	5.50	7.25	6.00						6.17
	Judges Total Program Component Score (factored)														24.60

Deductions	0.00
-------------------	-------------

< Under-rotated jump x Credit for highlight distribution, base value multiplied by 1.1

26. TRIGLAV TROPHY 2017
JUNIOR LADIES SHORT PROGRAM

JUDGES DETAILS PER SKATER

Rank	Name	Nation	Starting Number	Total Segment Score	Total Element Score	Total Program Component Score (factored)	Total Deductions
3	Paula MIKOLAJCZYK	GER	15	44.32	24.60	19.72	0.00

#	Executed Elements	Info	Base Value	GOE	J1	J2	J3	J4	J5	J6	J7	J8	J9	Ref	Scores of Panel
1	3T+2T		5.60	0.00	0	0	0	0	1						5.60
2	2Lo		1.80	0.10	1	0	0	0	1						1.90
3	LSp4		2.70	0.00	0	0	0	1	0						2.70
4	StSq3		3.30	0.50	1	1	0	1	1						3.80
5	2A	x	3.63	0.50	1	1	1	0	1						4.13
6	FCSp3		2.80	0.00	0	0	0	0	0						2.80
7	CCoSp4		3.50	0.17	1	0	0	1	0						3.67
			23.33												24.60
	Program Components			Factor											
	Skating Skills			0.80	6.00	4.50	4.50	5.25	4.75						4.83
	Transitions			0.80	5.50	4.25	4.25	4.75	4.75						4.58
	Performance			0.80	5.25	4.50	5.00	5.50	5.25						5.17
	Composition			0.80	5.50	4.50	4.75	5.25	5.25						5.08
	Interpretation of the Music			0.80	5.50	4.50	4.00	5.25	5.25						5.00
	Judges Total Program Component Score (factored)														19.72

Deductions	0.00
-------------------	-------------

x Credit for highlight distribution, base value multiplied by 1.1

Rank	Name	Nation	Starting Number	Total Segment Score	Total Element Score	Total Program Component Score (factored)	Total Deductions
4	Hana CVIJANOVIC	CRO	5	38.50	22.32	16.18	0.00

#	Executed Elements	Info	Base Value	GOE	J1	J2	J3	J4	J5	J6	J7	J8	J9	Ref	Scores of Panel
1	2A		3.30	-1.00	-2	-2	-1	-2	-2						2.30
2	3S+2T		5.70	-0.23	-1	0	0	0	-1						5.47
3	FCSp4		3.20	0.00	0	-1	0	0	0						3.20
4	SSp4		2.50	0.00	0	0	0	0	0						2.50
5	StSq3		3.30	0.17	0	0	1	1	0						3.47
6	2Lo	x	1.98	0.00	1	0	0	0	0						1.98
7	CCoSp4		3.50	-0.10	-1	0	-1	0	0						3.40
			23.48												22.32
	Program Components			Factor											
	Skating Skills			0.80	3.75	4.00	4.25	4.75	3.75						4.00
	Transitions			0.80	4.00	3.25	3.75	4.25	3.75						3.83
	Performance			0.80	3.75	3.75	4.75	4.50	4.00						4.08
	Composition			0.80	4.00	4.25	4.50	4.75	4.00						4.25
	Interpretation of the Music			0.80	3.50	4.00	4.25	4.75	4.00						4.08
	Judges Total Program Component Score (factored)														16.18

Deductions	0.00
-------------------	-------------

x Credit for highlight distribution, base value multiplied by 1.1

26. TRIGLAV TROPHY 2017
JUNIOR LADIES SHORT PROGRAM

JUDGES DETAILS PER SKATER

Rank	Name	Nation	Starting Number	Total Segment Score	Total Element Score	Program Score (factored)	Total Component Score (factored)	Total Deductions
5	Katarina KITAROVIC	CRO	9	35.53	19.25		16.28	0.00

#	Executed Elements	Info	Base Value	GOE	J1	J2	J3	J4	J5	J6	J7	J8	J9	Ref	Scores of Panel
1	2A		3.30	0.00	0	0	1	0	0						3.30
2	2Lz+2T		3.40	0.10	1	0	1	0	0						3.50
3	FCSp2		2.30	-0.20	-1	-1	-1	0	0						2.10
4	3Lo<<	<<	1.98	x -0.90	-3	-3	-3	-3	-3						1.08
5	CCoSp4		3.50	-0.20	-1	-1	-1	0	0						3.30
6	StSq3		3.30	0.17	1	0	1	0	0						3.47
7	SSp4		2.50	0.00	0	0	0	0	1						2.50
			20.28												19.25
	Program Components			Factor											
	Skating Skills			0.80	4.00	4.00	3.75	4.50	4.00						4.00
	Transitions			0.80	4.00	3.50	4.00	4.25	3.75						3.92
	Performance			0.80	3.75	4.00	4.00	4.50	4.00						4.00
	Composition			0.80	4.00	4.25	4.25	4.25	4.25						4.25
	Interpretation of the Music			0.80	3.75	4.00	4.25	4.75	4.25						4.17
	Judges Total Program Component Score (factored)														16.28

Deductions	0.00
-------------------	-------------

<< Downgraded jump x Credit for highlight distribution, base value multiplied by 1.1

Rank	Name	Nation	Starting Number	Total Segment Score	Total Element Score	Program Score (factored)	Total Component Score (factored)	Total Deductions
6	Nina POLSAK	SLO	10	35.00	19.60		15.40	0.00

#	Executed Elements	Info	Base Value	GOE	J1	J2	J3	J4	J5	J6	J7	J8	J9	Ref	Scores of Panel
1	3S<+2T	<	4.40	-2.10	-3	-3	-3	-3	-3						2.30
2	2A		3.30	0.00	0	0	0	0	-1						3.30
3	FCSp3		2.80	0.00	0	0	0	0	0						2.80
4	2Lo		1.80	0.00	1	0	0	0	0						1.80
5	CCoSp4		3.50	0.00	0	0	-1	0	0						3.50
6	StSq3		3.30	0.00	0	0	0	0	0						3.30
7	LSp4		2.70	-0.10	0	-2	0	0	-1						2.60
			21.80												19.60
	Program Components			Factor											
	Skating Skills			0.80	4.00	4.00	3.75	4.25	3.75						3.92
	Transitions			0.80	4.00	3.25	3.25	4.25	3.50						3.58
	Performance			0.80	4.25	3.75	3.75	4.25	3.75						3.92
	Composition			0.80	4.00	4.00	3.50	4.25	4.00						4.00
	Interpretation of the Music			0.80	3.75	3.75	3.25	4.50	4.00						3.83
	Judges Total Program Component Score (factored)														15.40

Deductions	0.00
-------------------	-------------

< Under-rotated jump

26. TRIGLAV TROPHY 2017
JUNIOR LADIES SHORT PROGRAM

JUDGES DETAILS PER SKATER

Rank	Name	Nation	Starting Number	Total Segment Score	Total Element Score	Program Component Score (factored)	Total Deductions
7	Charlie ANDERSON	GBR	7	32.11	16.79	15.32	0.00

#	Executed Elements	Info	Base Value	GOE	J1	J2	J3	J4	J5	J6	J7	J8	J9	Ref	Scores of Panel
1	3S<<+2T	<<	2.60	-0.40	-2	-2	-2	-2	-3						2.20
2	StSq3		3.30	0.00	0	0	0	0	0						3.30
3	2A<<	<<	1.21	x -0.40	-1	-2	-2	-2	-3						0.81
4	FCSp3		2.80	0.00	0	0	0	0	0						2.80
5	LSp3		2.40	-0.20	0	-2	-1	0	-1						2.20
6	2Lo		1.98	x 0.00	0	0	1	-1	0						1.98
7	CCoSp4		3.50	0.00	0	0	0	0	-1						3.50
			17.79												16.79
Program Components				Factor											
	Skating Skills			0.80	3.50	3.75	3.50	5.00	4.00						3.75
	Transitions			0.80	3.75	3.50	3.25	4.25	3.75						3.67
	Performance			0.80	3.50	4.00	3.75	4.75	3.75						3.83
	Composition			0.80	3.75	4.25	4.00	4.50	4.00						4.08
	Interpretation of the Music			0.80	3.50	3.75	3.00	4.75	4.25						3.83
Judges Total Program Component Score (factored)															15.32

Deductions	0.00
-------------------	-------------

<< Downgraded jump x Credit for highlight distribution, base value multiplied by 1.1

Rank	Name	Nation	Starting Number	Total Segment Score	Total Element Score	Program Component Score (factored)	Total Deductions
8	Patricia SKOPANCIC	CRO	16	32.06	17.58	15.48	1.00

#	Executed Elements	Info	Base Value	GOE	J1	J2	J3	J4	J5	J6	J7	J8	J9	Ref	Scores of Panel
1	3S+COMBO		4.40	-2.10	-3	-3	-3	-3	-3						2.30
2	2A		3.30	-0.50	-1	0	-1	-1	-1						2.80
3	FCSp4		3.20	0.00	0	0	0	0	0						3.20
4	StSq2		2.60	0.00	0	0	0	0	0						2.60
5	LSp3		2.40	0.00	0	0	0	0	0						2.40
6	2Lo		1.98	x 0.00	0	0	0	0	0						1.98
7	CCoSp2		2.50	-0.20	-1	0	-1	0	-1						2.30
			20.38												17.58
Program Components				Factor											
	Skating Skills			0.80	3.75	4.00	4.25	4.00	3.50						3.92
	Transitions			0.80	3.25	3.50	3.50	4.00	3.75						3.58
	Performance			0.80	3.25	4.25	4.00	4.25	3.75						4.00
	Composition			0.80	3.50	4.00	4.25	4.00	3.75						3.92
	Interpretation of the Music			0.80	3.25	4.00	3.75	4.25	4.00						3.92
Judges Total Program Component Score (factored)															15.48

Deductions	Falls: -1.00	-1.00
-------------------	--------------	--------------

x Credit for highlight distribution, base value multiplied by 1.1

26. TRIGLAV TROPHY 2017
JUNIOR LADIES SHORT PROGRAM

JUDGES DETAILS PER SKATER

Rank	Name	Nation	Starting Number	Total Segment Score	Total Element Score	Total Program Component Score (factored)	Total Deductions
9	Emilie GROSCH	AUT	17	31.81	16.81	16.00	1.00

#	Executed Elements	Info	Base Value	GOE	J1	J2	J3	J4	J5	J6	J7	J8	J9	Ref	Scores of Panel
1	2Lz+2T		3.40	0.00	0	0	0	0	0						3.40
2	2A<<	<<	1.10	-0.60	-3	-3	-3	-3	-3						0.50
3	FCSp2		2.30	0.00	0	0	0	0	0						2.30
4	StSq2		2.60	0.33	1	0	1	1	0						2.93
5	LSp4		2.70	0.00	1	0	0	0	0						2.70
6	2Lo		1.98	x -0.50	-2	-2	-1	-1	-2						1.48
7	CCoSp4		3.50	0.00	0	0	0	0	0						3.50
			17.58												16.81
Program Components				Factor											
Skating Skills				0.80	4.00	3.75	4.50	4.50	3.25						4.08
Transitions				0.80	3.50	3.50	4.75	4.25	3.25						3.75
Performance				0.80	3.50	4.00	4.25	4.50	3.50						3.92
Composition				0.80	4.00	3.75	4.75	4.75	3.25						4.17
Interpretation of the Music				0.80	4.00	3.75	4.75	4.50	3.50						4.08
Judges Total Program Component Score (factored)															16.00

Deductions	Falls: -1.00	-1.00
-------------------	--------------	--------------

<< Downgraded jump x Credit for highlight distribution, base value multiplied by 1.1

Rank	Name	Nation	Starting Number	Total Segment Score	Total Element Score	Total Program Component Score (factored)	Total Deductions
10	Kaja GRIL	SLO	8	31.80	17.78	14.02	0.00

#	Executed Elements	Info	Base Value	GOE	J1	J2	J3	J4	J5	J6	J7	J8	J9	Ref	Scores of Panel
1	2A<<	<<	1.10	-0.60	-3	-3	-3	-3	-3						0.50
2	StSq3		3.30	0.00	0	0	-1	0	0						3.30
3	CCoSp4		3.50	0.00	0	0	0	0	-1						3.50
4	2Lz+2T<	<	3.30	x -0.40	-2	-1	-1	-1	-2						2.90
5	2Lo		1.98	x -0.10	0	-3	0	0	-1						1.88
6	FCSp4		3.20	-0.20	-1	0	-1	-1	0						3.00
7	LSp4		2.70	0.00	0	1	0	0	0						2.70
			19.08												17.78
Program Components				Factor											
Skating Skills				0.80	3.50	4.00	3.25	3.75	3.25						3.50
Transitions				0.80	3.50	3.50	3.00	3.50	3.25						3.42
Performance				0.80	3.25	3.75	3.50	3.50	3.25						3.42
Composition				0.80	3.75	4.00	3.50	3.75	3.50						3.67
Interpretation of the Music				0.80	3.50	4.00	2.75	3.50	3.50						3.50
Judges Total Program Component Score (factored)															14.02

Deductions		0.00
-------------------	--	-------------

< Under-rotated jump << Downgraded jump x Credit for highlight distribution, base value multiplied by 1.1

26. TRIGLAV TROPHY 2017
JUNIOR LADIES SHORT PROGRAM

JUDGES DETAILS PER SKATER

Rank	Name	Nation	Starting Number	Total Segment Score	Total Element Score	Program Score (factored)	Total Component Score (factored)	Total Deductions
11	Anna TROGER	AUT	4	31.33	16.91		15.42	1.00

#	Executed Elements	Info	Base Value	GOE	J1	J2	J3	J4	J5	J6	J7	J8	J9	Ref	Scores of Panel
1	FCSp3		2.80	-0.30	-2	-1	-1	-1	-1						2.50
2	2Lo		1.80	-0.30	-1	-1	-1	-1	-1						1.50
3	2A<	<	2.30	-1.50	-3	-3	-3	-3	-3						0.80
4	2Lz+2T	x	3.74	-0.40	-3	-2	-1	-1	-1						3.34
5	CCoSp4		3.50	0.00	0	0	-1	0	0						3.50
6	StSq2		2.60	0.17	0	0	0	1	1						2.77
7	SSp4		2.50	0.00	0	-1	0	0	0						2.50
			19.24												16.91
Program Components			Factor												
Skating Skills			0.80			4.00	3.50	3.75	4.50	4.00					3.92
Transitions			0.80			4.00	3.00	3.50	4.25	3.50					3.67
Performance			0.80			4.00	3.25	3.50	4.75	3.75					3.75
Composition			0.80			4.00	3.50	3.75	4.75	4.00					3.92
Interpretation of the Music			0.80			4.25	3.50	3.75	4.75	4.00					4.00
Judges Total Program Component Score (factored)															15.42

Deductions	Falls: -1.00	-1.00
-------------------	--------------	--------------

< Under-rotated jump x Credit for highlight distribution, base value multiplied by 1.1

Rank	Name	Nation	Starting Number	Total Segment Score	Total Element Score	Program Score (factored)	Total Component Score (factored)	Total Deductions
12	Emese GLOZIK	HUN	6	31.32	16.48		14.84	0.00

#	Executed Elements	Info	Base Value	GOE	J1	J2	J3	J4	J5	J6	J7	J8	J9	Ref	Scores of Panel
1	3S+COMBO		4.40	-2.10	-3	-3	-3	-3	-3						2.30
2	2A		3.30	-0.50	-2	-1	-1	0	-1						2.80
3	FCSp2		2.30	0.00	0	0	0	0	0						2.30
4	StSq2		2.60	0.00	0	0	0	0	0						2.60
5	2Lo	x	1.98	0.00	0	0	0	0	0						1.98
6	CCoSp3		3.00	-0.10	0	-1	-1	0	0						2.90
7	LSp2		1.90	-0.30	-1	-1	-1	-1	-1						1.60
			19.48												16.48
Program Components			Factor												
Skating Skills			0.80			4.00	3.75	3.75	4.50	3.50					3.83
Transitions			0.80			3.50	3.25	3.50	4.25	3.75					3.58
Performance			0.80			3.50	3.75	3.75	4.50	4.00					3.83
Composition			0.80			3.25	4.00	3.50	4.50	3.75					3.75
Interpretation of the Music			0.80			3.25	3.50	3.25	4.25	4.00					3.58
Judges Total Program Component Score (factored)															14.84

Deductions		0.00
-------------------	--	-------------

x Credit for highlight distribution, base value multiplied by 1.1

26. TRIGLAV TROPHY 2017
JUNIOR LADIES SHORT PROGRAM

JUDGES DETAILS PER SKATER

Rank	Name	Nation	Starting Number	Total Segment Score	Total Element Score	Total Program Component Score (factored)	Total Deductions
13	Valentina INDELICATO	ITA	2	29.43	15.03	16.40	2.00

#	Executed Elements	Info	Base Value	GOE	J1	J2	J3	J4	J5	J6	J7	J8	J9	Ref	Scores of Panel
1	3Lo<	<	3.60	-2.10	-3	-3	-3	-3	-3						1.50
2	2F+2T		3.20	0.00	0	0	0	0	0						3.20
3	2A<	<	2.30	-1.50	-3	-3	-3	-3	-3						0.80
4	FCSp1		1.90	-0.20	1	0	-1	-1	-1						1.70
5	StSq2		2.60	0.33	2	0	0	1	1						2.93
6	CCoSp2		2.50	0.00	1	-1	0	0	0						2.50
7	LSp3		2.40	0.00	0	0	0	0	-1						2.40
			18.50												15.03
Program Components				Factor											
	Skating Skills			0.80	5.25	3.75	4.00	4.50	4.25						4.25
	Transitions			0.80	5.50	3.25	4.25	4.25	3.75						4.08
	Performance			0.80	5.50	3.50	3.75	4.50	3.50						3.92
	Composition			0.80	5.25	3.75	4.00	4.50	3.75						4.08
	Interpretation of the Music			0.80	5.25	3.75	3.75	4.75	4.00						4.17
Judges Total Program Component Score (factored)															16.40

Deductions	Falls: -2.00	-2.00
-------------------	--------------	--------------

< Under-rotated jump

Rank	Name	Nation	Starting Number	Total Segment Score	Total Element Score	Total Program Component Score (factored)	Total Deductions
14	Marusa UDRIH	SLO	1	28.81	15.41	14.40	1.00

#	Executed Elements	Info	Base Value	GOE	J1	J2	J3	J4	J5	J6	J7	J8	J9	Ref	Scores of Panel
1	2A		3.30	-1.00	-2	-2	-2	-2	-2						2.30
2	3Lo<<	<<	1.80	-0.90	-3	-3	-3	-3	-3						0.90
3	FCSp2		2.30	0.00	0	0	0	0	0						2.30
4	2Lz+1T*	*	2.31	-0.90	-3	-3	-3	-3	-3						1.41
5	StSq2		2.60	0.00	0	0	-1	0	0						2.60
6	CCoSp4		3.50	-0.10	-1	0	-1	0	0						3.40
7	SSp4		2.50	0.00	0	0	0	1	0						2.50
			18.31												15.41
Program Components				Factor											
	Skating Skills			0.80	4.00	3.50	3.50	4.25	3.50						3.67
	Transitions			0.80	3.75	3.00	3.25	4.00	3.50						3.50
	Performance			0.80	3.75	3.50	3.00	4.25	3.50						3.58
	Composition			0.80	4.00	3.50	2.75	4.00	3.75						3.75
	Interpretation of the Music			0.80	3.50	3.25	3.00	4.25	3.75						3.50
Judges Total Program Component Score (factored)															14.40

Deductions	Falls: -1.00	-1.00
-------------------	--------------	--------------

<< Downgraded jump * Invalid element x Credit for highlight distribution, base value multiplied by 1.1

26. TRIGLAV TROPHY 2017
JUNIOR LADIES SHORT PROGRAM

JUDGES DETAILS PER SKATER

Rank	Name	Nation	Starting Number	Total Segment Score	Total Element Score	Total Program Component Score (factored)	Total Deductions
15	Pia OMOVSEK	SLO	18	27.87	13.67	14.20	0.00

#	Executed Elements	Info	Base Value	GOE	J1	J2	J3	J4	J5	J6	J7	J8	J9	Ref	Scores of Panel
1	2A<<	<<	1.10	-0.40	-2	-2	-2	-2	-3						0.70
2	2Lz+2T		3.40	0.00	0	0	-1	0	0						3.40
3	FCSp3		2.80	0.17	1	0	0	1	0						2.97
4	StSq2		2.60	0.00	0	0	0	0	0						2.60
5	CCoSp4		3.50	0.00	0	0	0	0	0						3.50
6	1Lo*	*	0.00	0.00	-	-	-	-	-						0.00
7	LSpB		1.20	-0.70	-3	-3	-2	-2	-2						0.50
			14.60												13.67
	Program Components			Factor											
	Skating Skills			0.80	3.75	3.50	3.75	4.25	3.75						3.75
	Transitions			0.80	3.50	2.75	3.25	4.25	3.25						3.33
	Performance			0.80	3.50	3.25	3.75	4.25	3.50						3.58
	Composition			0.80	3.75	3.75	3.50	4.25	3.50						3.67
	Interpretation of the Music			0.80	3.25	3.25	3.25	4.50	3.75						3.42
	Judges Total Program Component Score (factored)														14.20

Deductions		0.00
-------------------	--	-------------

<< Downgraded jump * Invalid element x Credit for highlight distribution, base value multiplied by 1.1

Rank	Name	Nation	Starting Number	Total Segment Score	Total Element Score	Total Program Component Score (factored)	Total Deductions
16	Giorgia ZAMPIERI	ITA	12	24.20	11.40	14.80	2.00

#	Executed Elements	Info	Base Value	GOE	J1	J2	J3	J4	J5	J6	J7	J8	J9	Ref	Scores of Panel
1	FCSp3		2.80	0.00	0	0	1	0	0						2.80
2	3S<<+COMBO	<<	1.30	-0.60	-3	-3	-3	-3	-3						0.70
3	2Lo		1.80	0.00	0	0	0	0	0						1.80
4	2A		3.30	-1.50	-3	-3	-3	-3	-3						1.80
5	FCCoSp2*	*	0.00	0.00	-	-	-	-	-						0.00
6	LSp2		1.90	-0.20	0	-2	0	-1	-1						1.70
7	StSq2		2.60	0.00	-1	0	0	0	0						2.60
			13.70												11.40
	Program Components			Factor											
	Skating Skills			0.80	3.25	3.75	3.50	4.00	4.00						3.75
	Transitions			0.80	3.75	3.25	3.25	3.75	3.75						3.58
	Performance			0.80	3.75	3.75	3.50	4.00	3.50						3.67
	Composition			0.80	3.75	3.75	3.75	4.25	3.50						3.75
	Interpretation of the Music			0.80	3.75	3.75	3.75	4.25	3.50						3.75
	Judges Total Program Component Score (factored)														14.80

Deductions	Falls: -2.00	-2.00
Costume/Prop violation:	(1 of 6)	

<< Downgraded jump * Invalid element

26. TRIGLAV TROPHY 2017
JUNIOR LADIES SHORT PROGRAM

JUDGES DETAILS PER SKATER

Rank	Name	Nation	Starting Number	Total Segment Score	Total Element Score	Total Program Component Score (factored)	Total Deductions
17	Nea SMOLEJ	SLO	3	23.86	12.32	13.54	2.00

#	Executed Elements	Info	Base Value	GOE	J1	J2	J3	J4	J5	J6	J7	J8	J9	Ref	Scores of Panel
1	2A<<	<<	1.10	-0.60	-3	-3	-3	-3	-3						0.50
2	FCSp3		2.80	0.00	0	0	0	0	1						2.80
3	CCoSp2		2.50	0.00	-1	0	0	0	0						2.50
4	2Lze+2T<	e	2.64	x -0.90	-3	-3	-3	-3	-3						1.74
5	2Lo		1.98	x 0.00	0	0	0	0	-1						1.98
6	LSp2		1.90	-0.20	-1	-2	-1	0	0						1.70
7	StSq2		2.60	-1.50	-3	-3	-3	-3	-3						1.10
			15.52												12.32
Program Components			Factor												
	Skating Skills			0.80	3.50	3.50	3.75	4.75	3.75						3.67
	Transitions			0.80	3.00	3.00	3.50	4.25	3.50						3.33
	Performance			0.80	2.75	3.25	3.25	4.00	3.25						3.25
	Composition			0.80	3.00	3.50	3.00	4.50	3.25						3.25
	Interpretation of the Music			0.80	2.75	3.25	3.50	4.25	3.50						3.42
Judges Total Program Component Score (factored)															13.54

Deductions	Falls: -2.00	-2.00
-------------------	--------------	--------------

< Under-rotated jump << Downgraded jump x Credit for highlight distribution, base value multiplied by 1.1 e Wrong edge

Rank	Name	Nation	Starting Number	Total Segment Score	Total Element Score	Total Program Component Score (factored)	Total Deductions
18	Ciara HOEY	IRL	14	21.36	9.70	11.66	0.00

#	Executed Elements	Info	Base Value	GOE	J1	J2	J3	J4	J5	J6	J7	J8	J9	Ref	Scores of Panel
1	2F+2T<<	<<	2.30	-0.60	-2	-2	-2	-2	-2						1.70
2	A*	*	0.00	0.00	-	-	-	-	-						0.00
3	FCSp1		1.90	-0.60	-2	-2	-2	-2	-2						1.30
4	2Lo		1.80	-0.50	0	-2	-2	-1	-3						1.30
5	CCoSp3		3.00	-0.30	-1	-1	-1	-1	-2						2.70
6	StSq1		1.80	-0.30	-1	-1	-1	-1	-2						1.50
7	SSp2		1.60	-0.40	-1	-2	-1	-1	-2						1.20
			12.40												9.70
Program Components			Factor												
	Skating Skills			0.80	2.75	3.25	3.00	3.50	2.00						3.00
	Transitions			0.80	2.50	2.75	2.50	3.50	2.00						2.58
	Performance			0.80	3.00	3.50	2.75	3.75	2.25						3.08
	Composition			0.80	2.75	3.50	2.50	3.75	2.50						2.92
	Interpretation of the Music			0.80	2.75	3.25	3.00	3.75	2.50						3.00
Judges Total Program Component Score (factored)															11.66

Deductions		0.00
-------------------	--	-------------

<< Downgraded jump * Invalid element

26. TRIGLAV TROPHY 2017

PANEL OF JUDGES

JUNIOR LADIES - FREE SKATING

Officials

Technical Controller	Ms. Eva SZILAGY	HUN
Technical Specialist	Ms. Yvonne PAL	AUT
Assistant Technical Specialist	Ms. Monika KUSTAROVA	SVK

Judges

Referee	Mr. Teri SEDEJ	SLO
Judge No.1	Mr. Teri SEDEJ	SLO
Judge No.2	Ms. Agnes ANDIK	HUN
Judge No.3	Ms. Karol PES COSTA	ITA
Judge No.4	Ms. Aseniya STRATIEVA	BUL
Judge No.5	Ms. Breda MARINSEK	SLO

Data/Replay Operator

Data Operator	Ms. Wanda STANKOVIANSKA	SVK
Replay Operator	Ms. Doroteja SIMUNIC	SLO

26. TRIGLAV TROPHY 2017

JUNIOR LADIES FREE SKATING

JUDGES DETAILS PER SKATER

Rank	Name	Nation	Starting Number	Total Segment Score	Total Element Score	Program Score (factored)	Total Component Score (factored)	Total Deductions
1	Elizaveta NUGUMANOVA	RUS	17	121.12	62.05		59.07	0.00

#	Executed Elements	Info	Base Value	GOE	J1	J2	J3	J4	J5	J6	J7	J8	J9	Ref	Scores of Panel
1	3Lz+3Lo<	<	9.60	-0.70	0	-1	-1	-1	-2						8.90
2	3F+3Lo	!	10.40	0.00	1	0	-1	0	0						10.40
3	3S		4.40	0.93	2	1	2	1	1						5.33
4	2A		3.30	0.83	3	1	1	2	2						4.13
5	FCSp4		3.20	0.67	2	1	1	1	2						3.87
6	StSq3		3.30	1.00	3	2	2	2	2						4.30
7	3Lz<	<	4.62	x -0.70	0	-1	-1	-1	-1						3.92
8	2A+2T+2Lo		7.04	x 0.33	2	0	0	1	1						7.37
9	3T		4.73	x 0.23	1	0	0	0	1						4.96
10	LSp4		2.70	1.50	3	3	3	3	3						4.20
11	CCoSp4		3.50	1.17	3	2	2	2	3						4.67
			56.79												62.05
	Program Components			Factor											
	Skating Skills			1.60	8.25	7.75	7.00	7.25	7.50						7.50
	Transitions			1.60	7.50	7.25	6.25	7.00	6.75						7.00
	Performance			1.60	8.50	7.75	6.75	7.50	7.00						7.42
	Composition			1.60	8.50	7.75	7.00	7.50	7.00						7.42
	Interpretation of the Music			1.60	8.50	7.75	6.50	7.75	7.25						7.58
	Judges Total Program Component Score (factored)														59.07

Deductions	0.00
-------------------	-------------

< Under-rotated jump x Credit for highlight distribution, base value multiplied by 1.1 ! Not clear edge

Rank	Name	Nation	Starting Number	Total Segment Score	Total Element Score	Program Score (factored)	Total Component Score (factored)	Total Deductions
2	Sofia SAMODUROVA	RUS	16	113.03	63.57		49.46	0.00

#	Executed Elements	Info	Base Value	GOE	J1	J2	J3	J4	J5	J6	J7	J8	J9	Ref	Scores of Panel
1	3Lz		6.00	0.93	2	2	1	1	1						6.93
2	3Lo		5.10	0.70	1	0	1	1	1						5.80
3	FSSp4		3.00	0.67	3	1	2	1	1						3.67
4	StSq3		3.30	0.50	1	1	1	1	1						3.80
5	3F+1Lo+3S	!	10.20	-0.47	0	-1	-1	-1	0						9.73
6	2A+3T		8.36	x 0.93	2	1	1	0	2						9.29
7	3F	!	5.83	x -1.87	-3	-2	-2	-3	-3						3.96
8	LSp4		2.70	0.83	2	1	1	2	2						3.53
9	3Lz+2T		8.03	x 0.70	2	1	1	1	1						8.73
10	2A		3.63	x 0.50	3	0	2	0	1						4.13
11	CCoSp4		3.50	0.50	1	1	0	1	2						4.00
			59.65												63.57
	Program Components			Factor											
	Skating Skills			1.60	7.25	5.75	5.75	6.75	6.50						6.33
	Transitions			1.60	6.25	5.25	5.00	6.50	6.00						5.83
	Performance			1.60	6.50	5.75	5.75	7.00	6.50						6.25
	Composition			1.60	7.00	6.00	5.50	6.75	6.00						6.25
	Interpretation of the Music			1.60	6.50	6.00	5.75	7.25	6.25						6.25
	Judges Total Program Component Score (factored)														49.46

Deductions	0.00
-------------------	-------------

x Credit for highlight distribution, base value multiplied by 1.1 ! Not clear edge

26. TRIGLAV TROPHY 2017

JUNIOR LADIES FREE SKATING

JUDGES DETAILS PER SKATER

Rank	Name	Nation	Starting Number	Total Segment Score	Total Element Score	Program Score (factored)	Total Component Score (factored)	Total Deductions
3	Paula MIKOLAJCZYK	GER	18	70.89	33.22		38.67	1.00

#	Executed Elements	Info	Base Value	GOE	J1	J2	J3	J4	J5	J6	J7	J8	J9	Ref	Scores of Panel
1	2A		3.30	0.50	2	0	0	1	2						3.80
2	3T+2T		5.60	0.00	0	0	0	0	0						5.60
3	3S		4.40	-1.40	-2	-2	-1	-2	-2						3.00
4	LSp4		2.70	0.00	0	0	0	0	0						2.70
5	2T		1.30	0.07	0	0	-1	1	1						1.37
6	2A	x	3.63	-0.67	-2	-2	-1	-1	-1						2.96
7	3S+REP	x	3.39	-2.10	-3	-3	-3	-3	-3						1.29
8	2F+1Lo+2S	x	4.07	0.00	1	0	0	0	0						4.07
9	FSSp4		3.00	0.00	1	0	0	0	0						3.00
10	CCoSp2		2.50	0.00	0	0	0	0	0						2.50
11	StSq2		2.60	0.33	1	0	0	1	1						2.93
			36.49												33.22
	Program Components			Factor											
	Skating Skills			1.60	6.50	4.50	4.50	5.25	5.25						5.00
	Transitions			1.60	5.75	4.00	4.00	4.75	4.75						4.50
	Performance			1.60	6.50	4.50	4.75	5.00	5.00						4.92
	Composition			1.60	6.75	4.50	4.50	5.00	5.00						4.83
	Interpretation of the Music			1.60	6.00	4.25	4.25	5.25	5.25						4.92
	Judges Total Program Component Score (factored)														38.67

Deductions	Falls: -1.00	-1.00
-------------------	--------------	--------------

x Credit for highlight distribution, base value multiplied by 1.1 REP Jump repetition

Rank	Name	Nation	Starting Number	Total Segment Score	Total Element Score	Program Score (factored)	Total Component Score (factored)	Total Deductions
4	Hana CVIJANOVIC	CRO	14	68.63	36.56		33.07	1.00

#	Executed Elements	Info	Base Value	GOE	J1	J2	J3	J4	J5	J6	J7	J8	J9	Ref	Scores of Panel
1	2A+2T		4.60	-0.83	-1	-2	-2	-2	-1						3.77
2	3S		4.40	-2.10	-3	-3	-3	-3	-3						2.30
3	FCCoSp4		3.50	0.00	0	0	0	0	0						3.50
4	StSq3		3.30	0.00	0	0	0	0	1						3.30
5	2A+2T	x	5.06	0.00	0	0	0	0	0						5.06
6	FSSp4		3.00	-0.10	0	-1	-1	0	0						2.90
7	2Lz	x	2.31	0.00	0	0	0	0	0						2.31
8	2F+2Lo+2Lo	x	6.05	-0.30	-1	0	-1	-1	-1						5.75
9	2Lz	x	2.31	-0.40	-2	-2	-1	-1	-1						1.91
10	2F	x	2.09	0.00	0	0	0	0	0						2.09
11	CCoSp4		3.50	0.17	0	0	0	1	1						3.67
			40.12												36.56
	Program Components			Factor											
	Skating Skills			1.60	4.00	4.25	4.50	4.50	4.25						4.33
	Transitions			1.60	3.75	3.50	4.00	4.25	3.75						3.83
	Performance			1.60	3.50	4.00	4.75	4.25	4.25						4.17
	Composition			1.60	4.00	4.25	4.25	4.50	4.00						4.17
	Interpretation of the Music			1.60	3.75	4.00	4.25	4.75	4.25						4.17
	Judges Total Program Component Score (factored)														33.07

Deductions	Falls: -1.00	-1.00
-------------------	--------------	--------------

x Credit for highlight distribution, base value multiplied by 1.1

26. TRIGLAV TROPHY 2017

JUNIOR LADIES FREE SKATING

JUDGES DETAILS PER SKATER

Rank	Name	Nation	Starting Number	Total Segment Score	Total Element Score	Program Score (factored)	Total Component Score (factored)	Total Deductions
5	Katarina KITAROVIC	CRO	13	67.80	34.59		33.21	0.00

#	Executed Elements	Info	Base Value	GOE	J1	J2	J3	J4	J5	J6	J7	J8	J9	Ref	Scores of Panel
1	2A		3.30	0.17	1	0	1	0	0						3.47
2	2Lo		1.80	0.00	0	0	0	0	0						1.80
3	2Lz		2.10	0.00	0	0	0	0	0						2.10
4	2F		1.90	0.00	0	0	0	0	0						1.90
5	CCoSp3		3.00	0.00	0	0	0	0	0						3.00
6	2A+1Lo+2S		5.61	x 0.00	0	0	0	0	0						5.61
7	2F+2Lo		4.07	x 0.00	0	0	0	0	0						4.07
8	2Lz+2T		3.74	x 0.00	0	0	0	0	0						3.74
9	CSp4		2.60	0.00	0	-1	0	0	1						2.60
10	StSq3		3.30	0.00	1	-2	0	0	0						3.30
11	FCSSp4		3.00	0.00	1	0	0	0	0						3.00
			34.42												34.59
Program Components				Factor											
Skating Skills				1.60	4.50	4.50	4.25	4.50	4.25						4.42
Transitions				1.60	4.00	4.00	3.50	4.25	3.75						3.92
Performance				1.60	3.75	4.50	4.50	4.50	3.75						4.25
Composition				1.60	4.25	4.75	4.00	4.25	4.00						4.17
Interpretation of the Music				1.60	3.75	4.50	3.75	4.50	3.75						4.00
Judges Total Program Component Score (factored)															33.21

Deductions	0.00
-------------------	-------------

x Credit for highlight distribution, base value multiplied by 1.1

Rank	Name	Nation	Starting Number	Total Segment Score	Total Element Score	Program Score (factored)	Total Component Score (factored)	Total Deductions
6	Nina POLSAK	SLO	15	67.53	32.60		34.93	0.00

#	Executed Elements	Info	Base Value	GOE	J1	J2	J3	J4	J5	J6	J7	J8	J9	Ref	Scores of Panel
1	2A+2T		4.60	0.33	1	-1	1	1	0						4.93
2	3S<<	<<	1.30	-0.60	-3	-3	-3	-3	-3						0.70
3	2Lz+2T		3.40	0.00	-1	0	1	0	0						3.40
4	LSp2		1.90	-0.10	0	-1	-1	0	1						1.80
5	2A		3.63	x -0.33	-1	-1	-2	0	0						3.30
6	2F		2.09	x 0.00	0	0	1	0	0						2.09
7	FCCoSp4		3.50	0.00	0	0	0	0	0						3.50
8	StSq3		3.30	0.00	0	0	0	0	0						3.30
9	2Lz+1Lo+2S		4.29	x 0.00	0	0	0	0	0						4.29
10	2F	!	2.09	x -0.30	-1	-1	-1	-1	-1						1.79
11	CCoSp4		3.50	0.00	0	0	0	0	1						3.50
			33.60												32.60
Program Components				Factor											
Skating Skills				1.60	4.50	4.50	4.75	4.50	4.25						4.50
Transitions				1.60	4.00	4.00	4.75	4.50	3.75						4.17
Performance				1.60	4.25	4.50	4.75	4.75	3.75						4.50
Composition				1.60	4.25	4.25	5.00	4.50	3.75						4.33
Interpretation of the Music				1.60	3.75	4.50	4.50	4.50	4.00						4.33
Judges Total Program Component Score (factored)															34.93

Deductions	0.00
-------------------	-------------

<< Downgraded jump x Credit for highlight distribution, base value multiplied by 1.1 ! Not clear edge

26. TRIGLAV TROPHY 2017
JUNIOR LADIES FREE SKATING

JUDGES DETAILS PER SKATER

Rank	Name	Nation	Starting Number	Total Segment Score	Total Element Score	Program Score (factored)	Total Component Score (factored)	Total Deductions
7	Emilie GROSCH	AUT	10	67.30	31.57		35.73	0.00

#	Executed Elements	Info	Base Value	GOE	J1	J2	J3	J4	J5	J6	J7	J8	J9	Ref	Scores of Panel
1	2F		1.90	0.20	1	0	1	1	0						2.10
2	2F+2Lo+2T	!	5.00	-0.30	0	-1	-1	-1	-1						4.70
3	FSSp4		3.00	0.17	1	1	0	0	0						3.17
4	1A		1.10	0.00	1	0	0	0	0						1.10
5	2Lz+2T		3.40	0.00	0	0	0	0	0						3.40
6	StSq3		3.30	0.00	0	0	1	0	0						3.30
7	CCoSp4		3.50	0.00	0	0	0	0	0						3.50
8	2S+2Lo<	<	2.86	x -0.30	-1	-1	-1	-1	-2						2.56
9	2Lz		2.31	x 0.00	0	0	1	0	0						2.31
10	2S		1.43	x 0.00	0	0	1	0	0						1.43
11	FCCoSp4		3.50	0.50	1	1	0	1	1						4.00
			31.30												31.57
	Program Components			Factor											
	Skating Skills			1.60	4.50	4.25	4.75	4.50	4.00						4.42
	Transitions			1.60	4.75	4.00	5.25	4.25	3.75						4.33
	Performance			1.60	4.50	4.50	5.00	4.75	4.00						4.58
	Composition			1.60	4.75	4.50	5.25	4.50	3.75						4.58
	Interpretation of the Music			1.60	4.25	4.50	5.00	4.50	4.00						4.42
	Judges Total Program Component Score (factored)														35.73

Deductions	0.00
-------------------	-------------

< Under-rotated jump x Credit for highlight distribution, base value multiplied by 1.1 ! Not clear edge

Rank	Name	Nation	Starting Number	Total Segment Score	Total Element Score	Program Score (factored)	Total Component Score (factored)	Total Deductions
8	Pia OMOVSEK	SLO	6	61.77	30.16		31.61	0.00

#	Executed Elements	Info	Base Value	GOE	J1	J2	J3	J4	J5	J6	J7	J8	J9	Ref	Scores of Panel
1	2Lz+1Lo+2F		4.50	0.00	0	0	0	0	0						4.50
2	2A<<	<<	1.10	-0.40	-1	-2	-2	-2	-2						0.70
3	2F+2Lo		3.70	-0.30	-1	-1	-1	-1	-2						3.40
4	2Lz+2Lo		3.90	0.00	0	0	0	0	0						3.90
5	FCCoSp4		3.50	0.33	1	0	1	0	1						3.83
6	StSq3		3.30	0.00	0	0	0	0	0						3.30
7	2S		1.43	x 0.00	0	0	0	0	0						1.43
8	CCoSp4		3.50	0.17	0	0	0	1	1						3.67
9	2S		1.43	x 0.00	1	0	0	0	0						1.43
10	2T		1.43	x -0.13	-1	0	-1	-1	0						1.30
11	LSp4		2.70	0.00	1	0	-1	0	0						2.70
			30.49												30.16
	Program Components			Factor											
	Skating Skills			1.60	4.00	4.00	4.50	3.75	4.00						4.00
	Transitions			1.60	3.75	3.50	4.00	3.25	3.75						3.67
	Performance			1.60	3.75	4.25	4.50	3.50	4.00						4.00
	Composition			1.60	4.25	4.25	4.25	3.50	4.00						4.17
	Interpretation of the Music			1.60	3.75	4.00	4.00	3.75	4.00						3.92
	Judges Total Program Component Score (factored)														31.61

Deductions	0.00
-------------------	-------------

<< Downgraded jump x Credit for highlight distribution, base value multiplied by 1.1

26. TRIGLAV TROPHY 2017
JUNIOR LADIES FREE SKATING

JUDGES DETAILS PER SKATER

Rank	Name	Nation	Starting Number	Total Segment Score	Total Element Score	Total Program Score (factored)	Total Component Score (factored)	Total Deductions
9	Marusa UDRIH	SLO	1	61.09	32.10		29.99	1.00

#	Executed Elements	Info	Base Value	GOE	J1	J2	J3	J4	J5	J6	J7	J8	J9	Ref	Scores of Panel
1	2A+2T		4.60	0.00	0	0	1	0	0						4.60
2	1Lz		0.60	0.00	0	0	0	0	0						0.60
3	2F		1.90	0.00	1	0	0	0	0						1.90
4	FCCoSp4		3.50	0.00	0	0	0	0	0						3.50
5	2Lo		1.98	x -0.30	-1	-1	-1	-1	-1						1.68
6	2A+2T		5.06	x 0.00	0	0	0	0	0						5.06
7	2Lo+1Lo<+2S	<	3.85	x -0.30	-1	-1	-1	-1	-2						3.55
8	2Lz		2.31	x -0.40	-2	-1	-1	-1	-2						1.91
9	StSq3		3.30	0.00	0	0	-1	0	0						3.30
10	CCoSp4		3.50	0.00	0	0	0	0	0						3.50
11	CSSp3		2.60	-0.10	0	-2	0	0	-1						2.50
			33.20												32.10
Program Components				Factor											
Skating Skills				1.60	4.25	4.25	3.75	4.00	4.00						4.08
Transitions				1.60	3.75	3.50	4.00	3.25	3.50						3.58
Performance				1.60	3.75	4.00	4.25	3.50	3.50						3.75
Composition				1.60	4.00	4.25	3.75	3.75	3.50						3.83
Interpretation of the Music				1.60	3.50	4.00	3.50	3.50	3.50						3.50
Judges Total Program Component Score (factored)															29.99

Deductions	Time violation: -1.00	-1.00
-------------------	-----------------------	--------------

< Under-rotated jump x Credit for highlight distribution, base value multiplied by 1.1

Rank	Name	Nation	Starting Number	Total Segment Score	Total Element Score	Total Program Score (factored)	Total Component Score (factored)	Total Deductions
10	Kaja GRIL	SLO	9	60.81	29.74		31.07	0.00

#	Executed Elements	Info	Base Value	GOE	J1	J2	J3	J4	J5	J6	J7	J8	J9	Ref	Scores of Panel
1	2A<<	<<	1.10	-0.47	-2	-3	-2	-2	-3						0.63
2	2F	!	1.90	-0.30	-1	-1	-1	-1	-1						1.60
3	CCoSp4		3.50	0.00	1	0	0	0	0						3.50
4	StSq2		2.60	0.00	0	0	0	0	0						2.60
5	2Lz+2Lo		4.29	x 0.00	0	0	0	0	0						4.29
6	2S		1.43	x 0.00	1	0	0	0	0						1.43
7	FCCoSp4		3.50	0.00	0	0	0	0	0						3.50
8	2Lz+1Lo+2S		4.29	x 0.00	0	-2	0	0	0						4.29
9	2F+2T	!	3.52	x -0.30	-1	-1	-1	-1	-1						3.22
10	2Lo		1.98	x 0.00	0	0	0	0	0						1.98
11	LSp4		2.70	0.00	0	0	0	0	1						2.70
			30.81												29.74
Program Components				Factor											
Skating Skills				1.60	4.25	4.25	4.25	3.75	3.75						4.08
Transitions				1.60	3.75	3.75	4.50	3.50	3.25						3.67
Performance				1.60	3.75	4.25	4.75	3.50	3.50						3.83
Composition				1.60	4.00	4.25	4.50	3.50	3.50						3.92
Interpretation of the Music				1.60	3.75	4.25	4.25	3.75	3.50						3.92
Judges Total Program Component Score (factored)															31.07

Deductions		0.00
-------------------	--	-------------

<< Downgraded jump x Credit for highlight distribution, base value multiplied by 1.1 ! Not clear edge

26. TRIGLAV TROPHY 2017
JUNIOR LADIES FREE SKATING

JUDGES DETAILS PER SKATER

Rank	Name	Nation	Starting Number	Total Segment Score	Total Element Score	Total Program Component Score (factored)		Total Deductions							
11	Valentina INDELICATO	ITA	3	59.51	27.45	33.06		1.00							
#	Executed Elements	Info	Base Value	GOE	J1	J2	J3	J4	J5	J6	J7	J8	J9	Ref	Scores of Panel
1	3Lo<	<	3.60	-0.93	-2	-1	-1	-1	-2						2.67
2	2F+2T		3.20	0.00	0	0	0	0	0						3.20
3	3Lo<+REP	<	2.52	-2.10	-3	-3	-3	-3	-3						0.42
4	FCCoSp4		3.50	0.00	0	0	0	0	-1						3.50
5	2Lo+1A+SEQ		2.55	x 0.00	0	0	0	0	0						2.55
6	2Lz+1Lo+2S		4.29	x 0.00	0	0	-1	0	1						4.29
7	2Lo		1.98	x -0.30	-2	-1	-1	-1	0						1.68
8	2Fe	e	1.54	x -0.60	-1	-2	-3	-2	-2						0.94
9	CCoSp3		3.00	0.00	-1	0	0	0	0						3.00
10	StSq3		3.30	0.00	1	0	0	0	0						3.30
11	LSp2		1.90	0.00	0	-1	0	0	0						1.90
			31.38												27.45
Program Components			Factor												
Skating Skills			1.60		4.50	4.25	4.25	4.25	4.25						4.25
Transitions			1.60		3.75	3.25	4.00	4.00	3.75						3.83
Performance			1.60		4.50	4.00	4.50	4.00	4.00						4.17
Composition			1.60		4.50	4.25	4.75	4.25	4.00						4.33
Interpretation of the Music			1.60		4.00	4.00	4.75	4.25	4.00						4.08
Judges Total Program Component Score (factored)															33.06
Deductions			Falls: -1.00												-1.00

< Under-rotated jump x Credit for highlight distribution, base value multiplied by 1.1 e Wrong edge REP Jump repetition

Rank	Name	Nation	Starting Number	Total Segment Score	Total Element Score	Total Program Component Score (factored)		Total Deductions							
12	Charlie ANDERSON	GBR	11	59.23	27.17	33.06		1.00							
#	Executed Elements	Info	Base Value	GOE	J1	J2	J3	J4	J5	J6	J7	J8	J9	Ref	Scores of Panel
1	2A<<	<<	1.10	-0.40	-2	-2	-2	-2	-3						0.70
2	3S<<	<<	1.30	-0.60	-3	-3	-3	-3	-3						0.70
3	LSp2		1.90	0.00	0	-2	0	0	0						1.90
4	StSq2		2.60	-0.17	0	-1	-1	0	0						2.43
5	2A<	<	2.30	-0.67	-2	-1	-1	-1	-2						1.63
6	2F+2Lo		4.07	x 0.00	0	0	0	0	0						4.07
7	CCoSp4		3.50	0.00	0	0	-1	0	1						3.50
8	2Lz+2T		3.74	x 0.10	1	0	0	0	1						3.84
9	2F		2.09	x -0.10	-1	0	0	-1	0						1.99
10	2Lz+2T		3.74	x -0.10	0	0	-1	-1	0						3.64
11	FSSp3		2.60	0.17	1	0	-1	0	1						2.77
			28.94												27.17
Program Components			Factor												
Skating Skills			1.60		4.00	4.50	4.25	4.50	4.25						4.33
Transitions			1.60		3.50	4.00	3.75	4.25	4.00						3.92
Performance			1.60		4.00	4.25	4.25	4.00	4.00						4.08
Composition			1.60		4.00	4.50	4.50	4.25	3.75						4.25
Interpretation of the Music			1.60		3.50	4.50	4.00	4.25	4.00						4.08
Judges Total Program Component Score (factored)															33.06
Deductions			Falls: -1.00												-1.00

< Under-rotated jump << Downgraded jump x Credit for highlight distribution, base value multiplied by 1.1

26. TRIGLAV TROPHY 2017

JUNIOR LADIES FREE SKATING

JUDGES DETAILS PER SKATER

Rank	Name	Nation	Starting Number	Total Segment Score	Total Element Score	Total Program Component Score (factored)		Total Deductions							
13	Emese GLOZIK	HUN	8	58.50	29.23	30.27		1.00							
#	Executed Elements	Info	Base Value	GOE	J1	J2	J3	J4	J5	J6	J7	J8	J9	Ref	Scores of Panel
1	3Lo		5.10	-2.10	-3	-3	-3	-3	-2						3.00
2	3S		4.40	-2.10	-3	-3	-3	-3	-3						2.30
3	3S+REP		3.08	-0.23	0	0	-1	0	-1						2.85
4	CCoSp3		3.00	0.00	0	0	-1	0	0						3.00
5	StSq3		3.30	-0.23	0	-1	-1	0	0						3.07
6	2A+1T		4.07	x -0.67	-2	-1	-2	-1	-1						3.40
7	2F+2Lo		4.07	x -0.10	0	-1	-1	0	0						3.97
8	2Lz+2T		3.74	x 0.00	0	0	0	0	0						3.74
9	FCSp2		2.30	0.00	0	0	0	0	0						2.30
10	LSp2		1.90	-0.30	-1	-2	0	-1	-1						1.60
			34.96												29.23
Program Components			Factor												
Skating Skills				1.60	4.25	4.00	4.00	4.00	4.00						4.00
Transitions				1.60	3.75	3.50	4.25	4.00	3.50						3.75
Performance				1.60	3.75	3.75	3.75	4.25	3.75						3.75
Composition				1.60	3.75	4.00	3.50	4.25	3.50						3.75
Interpretation of the Music				1.60	3.50	3.75	3.25	4.00	3.75						3.67
Judges Total Program Component Score (factored)														30.27	
Deductions			Falls: -1.00											-1.00	

x Credit for highlight distribution, base value multiplied by 1.1 REP Jump repetition

Rank	Name	Nation	Starting Number	Total Segment Score	Total Element Score	Total Program Component Score (factored)		Total Deductions							
14	Anna TROGER	AUT	7	53.50	24.62	29.88		1.00							
#	Executed Elements	Info	Base Value	GOE	J1	J2	J3	J4	J5	J6	J7	J8	J9	Ref	Scores of Panel
1	FSSp4		3.00	0.00	1	0	0	0	0						3.00
2	2F+T+2Lo		3.70	-0.50	-1	-2	-2	-2	0						3.20
3	2Lz		2.10	-0.90	-3	-3	-3	-3	-3						1.20
4	2F+2T		3.20	-0.60	-2	-2	-2	-2	-2						2.60
5	2Lo		1.80	-0.70	-3	-3	-1	-2	-2						1.10
6	CCoSp4		3.50	0.00	-1	0	0	0	0						3.50
7	StSq2		2.60	-0.17	0	0	-1	0	-1						2.43
8	1A		1.21	x 0.00	0	0	0	0	0						1.21
9	2Lz		2.31	x -0.10	-1	0	-1	0	0						2.21
10	2S+1T		1.87	x 0.00	0	0	-1	0	0						1.87
11	LSp3		2.40	-0.10	0	-1	0	-1	0						2.30
			27.69												24.62
Program Components			Factor												
Skating Skills				1.60	4.00	3.75	4.00	4.25	3.75						3.92
Transitions				1.60	3.50	3.25	3.50	4.00	3.25						3.42
Performance				1.60	4.25	3.00	3.75	4.00	3.50						3.75
Composition				1.60	4.00	3.75	4.00	4.00	3.50						3.92
Interpretation of the Music				1.60	3.50	3.50	3.75	4.25	3.75						3.67
Judges Total Program Component Score (factored)														29.88	
Deductions			Falls: -1.00											-1.00	

x Credit for highlight distribution, base value multiplied by 1.1

26. TRIGLAV TROPHY 2017
JUNIOR LADIES FREE SKATING

JUDGES DETAILS PER SKATER

Rank	Name	Nation	Starting Number	Total Segment Score	Total Element Score	Total Program Component Score (factored)		Total Deductions							
15	Patricia SKOPANCIC	CRO	12	52.03	24.17	29.86		2.00							
#	Executed Elements	Info	Base Value	GOE	J1	J2	J3	J4	J5	J6	J7	J8	J9	Ref	Scores of Panel
1	3S<<	<<	1.30	-0.47	-2	-3	-1	-2	-3						0.83
2	2F		1.90	0.10	1	0	1	0	0						2.00
3	2A		3.30	-1.50	-3	-3	-3	-3	-3						1.80
4	2A<+2T<	<	3.20	-1.50	-3	-3	-3	-3	-3						1.70
5	FCSp4		3.20	0.00	0	0	-1	0	0						3.20
6	StSq2		2.60	-0.33	0	-1	-1	-1	0						2.27
7	LSp2		1.90	-0.50	-3	-2	-2	-1	0						1.40
8	2Lz+2T+2Lo<	<	5.17	x -0.60	-2	-2	-2	-1	-2						4.57
9	2F+2Lo		4.07	x -0.10	-1	0	-1	0	0						3.97
10	2S		1.43	x 0.00	0	0	0	0	0						1.43
11	CCoSpBV		1.50	-0.50	-3	-2	-1	-1	-2						1.00
			29.57												24.17
Program Components			Factor												
Skating Skills			1.60		3.75	4.00	3.75	3.50	4.00						3.83
Transitions			1.60		3.25	3.25	3.50	3.75	3.50						3.42
Performance			1.60		3.50	4.25	3.75	3.75	3.75						3.75
Composition			1.60		3.75	4.25	4.00	3.75	3.75						3.83
Interpretation of the Music			1.60		3.25	4.00	3.75	3.75	4.00						3.83
Judges Total Program Component Score (factored)															29.86
Deductions			Falls: -2.00												-2.00

< Under-rotated jump << Downgraded jump x Credit for highlight distribution, base value multiplied by 1.1

Rank	Name	Nation	Starting Number	Total Segment Score	Total Element Score	Total Program Component Score (factored)		Total Deductions							
16	Ciara HOEY	IRL	5	42.91	16.78	26.13		0.00							
#	Executed Elements	Info	Base Value	GOE	J1	J2	J3	J4	J5	J6	J7	J8	J9	Ref	Scores of Panel
1	2F		1.90	-0.60	-2	-2	-2	-2	-2						1.30
2	2F		1.90	0.00	0	0	0	0	0						1.90
3	2S+1A+SEQ		1.92	0.00	0	0	0	0	0						1.92
4	FCSp1		1.90	-0.30	-1	-2	-1	-1	0						1.60
5	2S+2Lo<<	<<	1.80	-0.60	-3	-3	-3	-3	-3						1.20
6	2Lo<<	<<	0.55	x -0.30	-3	-3	-3	-3	-3						0.25
7	SSp1		1.30	-0.10	0	0	-1	-1	0						1.20
8	2T+1A+SEQ		2.11	x -0.13	0	0	-1	-1	-1						1.98
9	2T		1.43	x 0.00	0	0	0	0	0						1.43
10	StSq1		1.80	-0.50	-2	-2	-2	-1	0						1.30
11	CCoSp3		3.00	-0.30	-1	-1	-1	-1	0						2.70
			19.61												16.78
Program Components			Factor												
Skating Skills			1.60		3.75	3.50	3.50	3.50	3.25						3.50
Transitions			1.60		3.25	2.75	3.25	3.00	3.00						3.08
Performance			1.60		3.25	3.25	3.50	3.25	3.25						3.25
Composition			1.60		3.50	3.50	3.25	3.25	3.00						3.33
Interpretation of the Music			1.60		3.25	3.50	3.00	3.25	3.00						3.17
Judges Total Program Component Score (factored)															26.13
Deductions															0.00

<< Downgraded jump x Credit for highlight distribution, base value multiplied by 1.1

26. TRIGLAV TROPHY 2017

RESULTS

JUNIOR MEN FINAL RESULT

Pl. Name	Nation	Total Score	SP	FS
1 Ruaridh FISHER	GBR	136,98	1	1
2 Samuel MCALLISTER	IRL	116,79	2	2
Withdrawn Mate BOROCZ	HUN			

Mr. Matjaz KRUSEC SLO

Referee

Printed: 08.04.2017 16:46:45



Ms. Eva SZILAGY HUN

Technical Controller



26. TRIGLAV TROPHY 2017

PANEL OF JUDGES

JUNIOR MEN - SHORT PROGRAM

Officials

Technical Controller	Ms. Eva SZILAGY	HUN
Technical Specialist	Ms. Eva SONNLEITNER	AUT
Assistant Technical Specialist	Ms. Ivana JAKUPCEVIC MARINKOVIC	CRO

Judges

Referee	Mr. Matjaz KRUSEC	SLO
Judge No.1	Mr. Matjaz KRUSEC	SLO
Judge No.2	Ms. Agnes ANDIK	HUN
Judge No.3	Ms. Karol PES COSTA	ITA
Judge No.4	Ms. Aseniya STRATIEVA	BUL
Judge No.5	Ms. Alenka ZIDAR SAMBOLEC	SLO

Data/Replay Operator

Data Operator	Ms. Doroteja SIMUNIC	SLO
Replay Operator	Ms. Wanda STANKOVIANSKA	SVK

26. TRIGLAV TROPHY 2017

JUNIOR MEN SHORT PROGRAM

JUDGES DETAILS PER SKATER

Rank	Name	Nation	Starting Number	Total Segment Score	Total Element Score	Program Component Score (factored)	Total Deductions
1	Ruaridh FISHER	GBR	1	46.61	24.03	23.58	1.00

#	Executed Elements	Info	Base Value	GOE	J1	J2	J3	J4	J5	J6	J7	J8	J9	Ref	Scores of Panel
1	3T+2T		5.60	0.47	0	0	1	1	1						6.07
2	3Lo<	<	3.60	-2.10	-3	-3	-3	-3	-3						1.50
3	FCSp2		2.30	-0.20	-1	0	0	-1	-1						2.10
4	StSq3		3.30	0.33	1	0	1	1	0						3.63
5	2A	x	3.63	0.33	0	0	1	1	1						3.96
6	CSSp3		2.60	0.50	2	1	1	1	1						3.10
7	CCoSp4		3.50	0.17	1	0	0	1	0						3.67
			24.53												24.03
	Program Components			Factor											
	Skating Skills			1.00	4.50	4.50	5.00	5.25	4.75						4.75
	Transitions			1.00	4.25	4.25	5.25	4.75	4.25						4.42
	Performance			1.00	4.50	4.50	5.50	5.00	4.75						4.75
	Composition			1.00	4.50	4.75	5.75	5.25	4.50						4.83
	Interpretation of the Music			1.00	4.75	4.75	5.75	5.00	4.75						4.83
	Judges Total Program Component Score (factored)														23.58

Deductions	Falls: -1.00	-1.00
-------------------	--------------	--------------

< Under-rotated jump x Credit for highlight distribution, base value multiplied by 1.1

Rank	Name	Nation	Starting Number	Total Segment Score	Total Element Score	Program Component Score (factored)	Total Deductions
2	Samuel MCALLISTER	IRL	3	40.62	18.96	21.66	0.00

#	Executed Elements	Info	Base Value	GOE	J1	J2	J3	J4	J5	J6	J7	J8	J9	Ref	Scores of Panel
1	3Lz<+COMBO	<	4.20	-2.10	-3	-3	-3	-3	-3						2.10
2	2Lo		1.80	0.00	0	0	0	0	0						1.80
3	FCSp3		2.80	-0.30	-1	-2	-1	-1	-1						2.50
4	CSSp4		3.00	0.33	1	0	0	1	1						3.33
5	StSq2		2.60	0.00	0	0	0	0	0						2.60
6	2A	x	3.63	0.00	0	0	0	0	0						3.63
7	CCoSp3		3.00	0.00	0	0	0	0	0						3.00
			21.03												18.96
	Program Components			Factor											
	Skating Skills			1.00	4.50	4.50	4.25	4.50	4.50						4.50
	Transitions			1.00	4.25	3.75	3.75	4.25	4.00						4.00
	Performance			1.00	4.25	4.25	4.50	4.50	4.25						4.33
	Composition			1.00	4.00	4.50	4.00	4.50	4.50						4.33
	Interpretation of the Music			1.00	4.50	4.25	4.50	4.75	4.50						4.50
	Judges Total Program Component Score (factored)														21.66

Deductions		0.00
-------------------	--	-------------

< Under-rotated jump x Credit for highlight distribution, base value multiplied by 1.1

26. TRIGLAV TROPHY 2017

PANEL OF JUDGES

JUNIOR MEN - FREE SKATING

Officials

Technical Controller	Ms. Eva SZILAGY	HUN
Technical Specialist	Ms. Yvonne PAL	AUT
Assistant Technical Specialist	Ms. Ivana JAKUPCEVIC MARINKOVIC	CRO

Judges

Referee	Mr. Matjaz KRUSEC	SLO
Judge No.1	Mr. Matjaz KRUSEC	SLO
Judge No.2	Ms. Agnes ANDIK	HUN
Judge No.3	Ms. Karol PES COSTA	ITA
Judge No.4	Ms. Mirna GRUBISIC	CRO
Judge No.5	Ms. Breda MARINSEK	SLO

Data/Replay Operator

Data Operator	Ms. Doroteja SIMUNIC	SLO
Replay Operator	Ms. Wanda STANKOVIANSKA	SVK

26. TRIGLAV TROPHY 2017

JUNIOR MEN FREE SKATING

JUDGES DETAILS PER SKATER

Rank	Name	Nation	Starting Number	Total Segment Score	Total Element Score	Total Program Score (factored)	Total Component Score (factored)	Total Deductions
1	Ruaridh FISHER	GBR	2	90.37	43.05		49.32	2.00

#	Executed Elements	Info	Base Value	GOE	J1	J2	J3	J4	J5	J6	J7	J8	J9	Ref	Scores of Panel
1	3T+2T+2Lo		7.40	0.70	1	0	1	1	1						8.10
2	3S		4.40	-2.10	-3	-3	-3	-3	-3						2.30
3	3S+2T		5.70	-0.70	-2	0	-1	-1	-1						5.00
4	3T		4.30	-2.10	-3	-3	-3	-3	-3						2.20
5	FCCoSp4		3.50	0.33	1	0	1	0	1						3.83
6	2A		3.63	x 0.17	0	0	0	1	1						3.80
7	2A		3.63	x 0.17	0	0	1	1	0						3.80
8	2Lz		2.31	x 0.00	1	0	0	0	0						2.31
9	StSq3		3.30	0.50	1	1	1	1	1						3.80
10	2Lz		2.31	x -0.50	-1	-1	-2	-2	-2						1.81
11	CSSp3		2.60	0.50	2	0	1	1	1						3.10
12	CCoSp3		3.00	0.00	0	0	0	0	1						3.00
			46.08												43.05
Program Components				Factor											
Skating Skills				2.00	5.50	4.75	5.75	4.75	5.00						5.08
Transitions				2.00	4.75	4.25	5.50	4.25	4.75						4.58
Performance				2.00	4.75	4.75	5.25	4.50	5.25						4.92
Composition				2.00	5.25	5.00	5.75	4.75	5.00						5.08
Interpretation of the Music				2.00	5.00	4.75	5.75	5.00	5.00						5.00
Judges Total Program Component Score (factored)															49.32

Deductions	Falls: -2.00	-2.00
-------------------	--------------	--------------

x Credit for highlight distribution, base value multiplied by 1.1

Rank	Name	Nation	Starting Number	Total Segment Score	Total Element Score	Total Program Score (factored)	Total Component Score (factored)	Total Deductions
2	Samuel MCALLISTER	IRL	1	76.17	35.83		41.34	1.00

#	Executed Elements	Info	Base Value	GOE	J1	J2	J3	J4	J5	J6	J7	J8	J9	Ref	Scores of Panel
1	3Lz		6.00	-0.70	0	-1	-1	-1	-1						5.30
2	2A		3.30	0.00	0	0	0	0	0						3.30
3	3S		4.40	0.00	0	0	0	0	0						4.40
4	3Lz<+REP	<	2.94	-2.10	-3	-3	-3	-3	-3						0.84
5	FSSp		0.00	0.00	-	-	-	-	-						0.00
6	3S+1T		4.80	0.00	0	0	0	-1	0						4.80
7	2A		3.63	x -0.50	0	-1	-1	-2	-1						3.13
8	2F		2.09	x 0.00	0	0	0	0	0						2.09
9	2Lz+2T+2Lo<	<	5.17	x -0.30	-1	-1	-1	-1	-2						4.87
10	FCSp2		2.30	-0.30	-1	-1	-1	-1	0						2.00
11	StSq2		2.60	-0.17	-1	0	-1	0	0						2.43
12	CCoSp3V		2.50	0.17	1	0	0	0	1						2.67
			39.73												35.83
Program Components				Factor											
Skating Skills				2.00	4.50	4.25	4.75	4.00	4.50						4.42
Transitions				2.00	3.75	3.50	4.50	4.00	4.00						3.92
Performance				2.00	4.25	4.00	4.50	3.75	4.25						4.17
Composition				2.00	3.75	4.25	4.50	3.75	4.25						4.08
Interpretation of the Music				2.00	4.00	4.00	4.25	4.00	4.25						4.08
Judges Total Program Component Score (factored)															41.34

Deductions	Falls: -1.00	-1.00
-------------------	--------------	--------------

< Under-rotated jump x Credit for highlight distribution, base value multiplied by 1.1 REP Jump repetition

26. TRIGLAV TROPHY 2017

RESULTS

SENIOR LADIES FINAL RESULT

Pl. Name	Nation	Total Score	SP	FS
1 Alina SOLOVYEVA	RUS	177,70	1	1
2 Brooklee HAN	AUS	140,90	4	2
3 Jennifer SCHMIDT	GER	124,51	2	3
4 Guia Maria TAGLIAPIETRA	ITA	116,88	3	6
5 Dasa GRM	SLO	116,73	6	4
6 Ilaria NOGARO	ITA	110,82	7	5
7 Su Hyun KIM	KOR	107,58	5	7
Withdrawn				
Daria JAKAB	HUN			
Eszter SZOMBATHELYI	HUN			

Mr. Teri SEDEJ SLO


Referee

Printed: 09.04.2017 14:29:11



Mr. Matjaz KRUSEC SLO

Technical Controller



26. TRIGLAV TROPHY 2017

PANEL OF JUDGES

SENIOR LADIES - SHORT PROGRAM

Officials

Technical Controller	Mr. Matjaz KRUSEC	SLO
Technical Specialist	Ms. Monika KUSTAROVA	SVK
Assistant Technical Specialist	Ms. Yvonne PAL	AUT

Judges

Referee	Mr. Teri SEDEJ	SLO
Judge No.1	Mr. Teri SEDEJ	SLO
Judge No.2	Ms. Karol PESKOSTA	ITA
Judge No.3	Ms. Aseniya STRATIEVA	BUL
Judge No.4	Ms. Mirna GRUBISIC	CRO
Judge No.5	Ms. Alenka ZIDAR SAMBOLEC	SLO

Data/Replay Operator

Data Operator	Ms. Wanda STANKOVIANSKA	SVK
Replay Operator	Ms. Doroteja SIMUNIC	SLO

26. TRIGLAV TROPHY 2017
SENIOR LADIES SHORT PROGRAM

JUDGES DETAILS PER SKATER

Rank	Name	Nation	Starting Number	Total Segment Score	Total Element Score	Total Program Component Score (factored)	Total Deductions
1	Alina SOLOVYEVA	RUS	8	54.23	28.81	26.42	1.00

#	Executed Elements	Info	Base Value	GOE	J1	J2	J3	J4	J5	J6	J7	J8	J9	Ref	Scores of Panel
1	3Lz		6.00	-2.10	-3	-3	-3	-3	-3						3.90
2	CCoSp4		3.50	0.67	2	2	1	1	1						4.17
3	StSq4		3.90	0.70	1	1	1	0	2						4.60
4	3Lo+3T<<	<<	7.04	x -2.10	-3	-3	-3	-3	-2						4.94
5	2A		3.63	x 0.50	1	1	1	1	1						4.13
6	FCSp4		3.20	0.67	2	2	1	0	1						3.87
7	LSp4		2.70	0.50	3	1	1	1	1						3.20
			29.97												28.81
	Program Components			Factor											
	Skating Skills			0.80	7.75	6.50	6.25	6.50	7.00						6.67
	Transitions			0.80	7.25	6.00	6.25	6.25	6.75						6.42
	Performance			0.80	7.00	6.25	6.50	6.00	7.00						6.58
	Composition			0.80	7.25	6.75	6.50	6.25	6.75						6.67
	Interpretation of the Music			0.80	7.00	6.00	6.75	6.25	7.00						6.67
	Judges Total Program Component Score (factored)														26.42

Deductions	Falls: -1.00(1)	-1.00
-------------------	-----------------	--------------

<< Downgraded jump x Credit for highlight distribution, base value multiplied by 1.1

Rank	Name	Nation	Starting Number	Total Segment Score	Total Element Score	Total Program Component Score (factored)	Total Deductions
2	Jennifer SCHMIDT	GER	5	46.41	25.27	22.14	1.00

#	Executed Elements	Info	Base Value	GOE	J1	J2	J3	J4	J5	J6	J7	J8	J9	Ref	Scores of Panel
1	3T+2T		5.60	0.70	1	1	1	0	1						6.30
2	3S		4.40	0.00	1	0	-1	0	0						4.40
3	FCSp4		3.20	0.50	1	1	1	0	1						3.70
4	StSq3		3.30	0.17	0	0	1	0	1						3.47
5	2A<	<	2.53	x -1.50	-3	-3	-3	-3	-3						1.03
6	CCoSp4		3.50	0.17	0	0	1	0	1						3.67
7	LSp4		2.70	0.00	1	0	0	0	0						2.70
			25.23												25.27
	Program Components			Factor											
	Skating Skills			0.80	6.25	4.75	5.50	5.75	5.75						5.67
	Transitions			0.80	5.50	4.50	5.00	5.75	5.25						5.25
	Performance			0.80	5.75	4.75	5.25	6.00	5.75						5.58
	Composition			0.80	6.00	4.50	5.25	6.00	5.75						5.67
	Interpretation of the Music			0.80	5.25	4.50	5.50	6.00	5.75						5.50
	Judges Total Program Component Score (factored)														22.14

Deductions	Falls: -1.00(1)	-1.00
-------------------	-----------------	--------------

< Under-rotated jump x Credit for highlight distribution, base value multiplied by 1.1

26. TRIGLAV TROPHY 2017
SENIOR LADIES SHORT PROGRAM

JUDGES DETAILS PER SKATER

Rank	Name	Nation	Starting Number	Total Segment Score	Total Element Score	Total Program Component Score (factored)	Total Deductions
3	Guia Maria TAGLIAPIETRA	ITA	9	44.34	22.74	22.60	1.00

#	Executed Elements	Info	Base Value	GOE	J1	J2	J3	J4	J5	J6	J7	J8	J9	Ref	Scores of Panel
1	3T+2T		5.60	-0.70	-1	-1	-1	-1	0						4.90
2	3S<	<	3.10	-2.10	-3	-3	-3	-3	-3						1.00
3	CCoSp4		3.50	0.67	2	2	1	1	1						4.17
4	StSq2		2.60	0.50	1	2	1	1	1						3.10
5	2A	x	3.63	0.00	-1	0	0	0	0						3.63
6	FCSp4		3.20	0.17	1	1	0	0	0						3.37
7	LSp3		2.40	0.17	0	1	0	0	1						2.57
			24.03												22.74
	Program Components			Factor											
	Skating Skills			0.80	6.00	6.25	4.75	5.50	5.50						5.67
	Transitions			0.80	5.50	6.50	4.50	5.50	5.25						5.42
	Performance			0.80	6.00	6.25	4.75	5.75	5.50						5.75
	Composition			0.80	6.00	6.75	4.75	5.75	5.75						5.83
	Interpretation of the Music			0.80	5.25	6.75	5.00	5.75	5.75						5.58
	Judges Total Program Component Score (factored)														22.60

Deductions	Falls: -1.00(1)	-1.00
-------------------	-----------------	--------------

< Under-rotated jump x Credit for highlight distribution, base value multiplied by 1.1

Rank	Name	Nation	Starting Number	Total Segment Score	Total Element Score	Total Program Component Score (factored)	Total Deductions
4	Brooklee HAN	AUS	7	44.28	23.40	22.88	2.00

#	Executed Elements	Info	Base Value	GOE	J1	J2	J3	J4	J5	J6	J7	J8	J9	Ref	Scores of Panel
1	3Lz+COMBO		6.00	-2.10	-3	-3	-3	-3	-3						3.90
2	3S<	<	3.10	-2.10	-3	-3	-3	-3	-3						1.00
3	LSp4		2.70	0.67	2	1	1	1	2						3.37
4	2A	x	3.63	0.17	1	1	0	0	0						3.80
5	StSq3		3.30	0.50	2	1	1	1	0						3.80
6	CCoSp4		3.50	0.33	1	1	0	0	1						3.83
7	FCSp4		3.20	0.50	1	1	1	1	1						3.70
			25.43												23.40
	Program Components			Factor											
	Skating Skills			0.80	7.00	5.75	5.25	6.00	5.75						5.83
	Transitions			0.80	6.25	5.50	4.75	6.00	5.50						5.67
	Performance			0.80	7.25	5.25	5.00	5.50	5.50						5.42
	Composition			0.80	7.00	5.75	5.00	5.75	5.75						5.75
	Interpretation of the Music			0.80	7.00	6.00	5.25	6.25	5.50						5.92
	Judges Total Program Component Score (factored)														22.88

Deductions	Falls: -2.00(2)	-2.00
-------------------	-----------------	--------------

< Under-rotated jump x Credit for highlight distribution, base value multiplied by 1.1

26. TRIGLAV TROPHY 2017
SENIOR LADIES SHORT PROGRAM

JUDGES DETAILS PER SKATER

Rank	Name	Nation	Starting Number	Total Segment Score	Total Element Score	Total Program Component Score (factored)	Total Deductions
5	Su Hyun KIM	KOR	2	41.48	22.60	18.88	0.00

#	Executed Elements	Info	Base Value	GOE	J1	J2	J3	J4	J5	J6	J7	J8	J9	Ref	Scores of Panel
1	3Lo<+2T	<	4.90	-0.70	-1	-1	-1	-2	-1						4.20
2	3T<	<	3.00	-0.93	-2	-1	-1	-2	-1						2.07
3	FSSp4		3.00	0.00	0	0	0	0	0						3.00
4	2A		3.63	x 0.00	0	0	0	-1	0						3.63
5	CCoSp4		3.50	0.00	0	0	0	0	0						3.50
6	StSq3		3.30	0.00	0	0	0	0	0						3.30
7	LSp3		2.40	0.50	2	1	1	1	1						2.90
			23.73												22.60
	Program Components			Factor											
	Skating Skills			0.80	5.50	5.50	4.50	4.50	4.75						4.92
	Transitions			0.80	4.75	5.25	4.50	4.50	4.25						4.58
	Performance			0.80	4.75	6.00	4.75	4.50	4.75						4.75
	Composition			0.80	4.75	5.75	4.50	4.75	4.50						4.67
	Interpretation of the Music			0.80	4.25	5.50	4.75	4.75	4.50						4.67
	Judges Total Program Component Score (factored)														18.88

Deductions	0.00
-------------------	-------------

< Under-rotated jump x Credit for highlight distribution, base value multiplied by 1.1

Rank	Name	Nation	Starting Number	Total Segment Score	Total Element Score	Total Program Component Score (factored)	Total Deductions
6	Dasa GRM	SLO	4	39.20	17.86	21.34	0.00

#	Executed Elements	Info	Base Value	GOE	J1	J2	J3	J4	J5	J6	J7	J8	J9	Ref	Scores of Panel
1	3F		5.30	-2.10	-3	-3	-3	-3	-3						3.20
2	CSp3		2.30	0.50	1	1	1	1	0						2.80
3	FSSp		0.00	0.00	-	-	-	-	-						0.00
4	3T+2T		6.16	x -0.93	-2	-1	-1	-3	-1						5.23
5	1A*	*	0.00	x 0.00	-	-	-	-	-						0.00
6	StSq3		3.30	0.33	1	1	1	0	0						3.63
7	CCoSp3		3.00	0.00	0	0	0	0	0						3.00
			20.06												17.86
	Program Components			Factor											
	Skating Skills			0.80	6.00	4.75	6.50	5.50	5.50						5.67
	Transitions			0.80	5.00	4.50	6.00	5.00	5.00						5.00
	Performance			0.80	5.75	4.50	5.50	4.50	5.25						5.08
	Composition			0.80	6.25	4.75	6.25	5.00	5.25						5.50
	Interpretation of the Music			0.80	5.75	4.75	6.00	5.25	5.25						5.42
	Judges Total Program Component Score (factored)														21.34

Deductions	0.00
-------------------	-------------

* Invalid element x Credit for highlight distribution, base value multiplied by 1.1

26. TRIGLAV TROPHY 2017
SENIOR LADIES SHORT PROGRAM

JUDGES DETAILS PER SKATER

Rank	Name	Nation	Starting Number	Total Segment Score	Total Element Score	Program Score (factored)	Total Component Score (factored)	Total Deductions
7	Ilaria NOGARO	ITA	3	35.20	16.98		19.22	1.00

#	Executed Elements	Info	Base Value	GOE	J1	J2	J3	J4	J5	J6	J7	J8	J9	Ref	Scores of Panel
1	3F		5.30	-1.40	-2	-3	-1	-3	-1						3.90
2	2T+2T*	*	1.30	-0.60	-3	-3	-3	-3	-3						0.70
3	LSp4		2.70	0.00	0	0	0	0	0						2.70
4	2A<<	<<	1.21	x -0.60	-3	-3	-3	-3	-3						0.61
5	CCoSp4		3.50	0.00	0	0	0	0	0						3.50
6	StSq2		2.60	0.17	1	1	0	0	0						2.77
7	FSSp4		3.00	-0.20	-1	0	-1	0	-1						2.80
			19.61												16.98
	Program Components			Factor											
	Skating Skills			0.80	5.50	4.50	4.50	5.00	5.25						4.92
	Transitions			0.80	4.50	4.25	4.00	4.50	4.75						4.42
	Performance			0.80	5.00	4.50	4.25	4.50	5.25						4.67
	Composition			0.80	5.25	5.00	4.25	5.00	5.25						5.08
	Interpretation of the Music			0.80	4.75	5.00	4.50	5.00	5.25						4.92
	Judges Total Program Component Score (factored)														19.22

Deductions	Falls: -1.00(1)	-1.00
-------------------	-----------------	--------------

<< Downgraded jump * Invalid element x Credit for highlight distribution, base value multiplied by 1.1

printed: 07.04.2017 21:17:08

26. TRIGLAV TROPHY 2017

PANEL OF JUDGES

SENIOR LADIES - FREE SKATING

Officials

Technical Controller	Mr. Matjaz KRUSEC	SLO
Technical Specialist	Ms. Monika KUSTAROVA	SVK
Assistant Technical Specialist	Ms. Yvonne PAL	AUT

Judges

Referee	Mr. Teri SEDEJ	SLO
Judge No.1	Mr. Teri SEDEJ	SLO
Judge No.2	Ms. Karol PESKOSTA	ITA
Judge No.3	Ms. Aseniya STRATIEVA	BUL
Judge No.4	Ms. Mirna GRUBISIC	CRO
Judge No.5	Ms. Alenka ZIDAR SAMBOLEC	SLO

Data/Replay Operator

Data Operator	Ms. Wanda STANKOVIANSKA	SVK
Replay Operator	Ms. Doroteja SIMUNIC	SLO

26. TRIGLAV TROPHY 2017
SENIOR LADIES FREE SKATING

JUDGES DETAILS PER SKATER

Rank	Name	Nation	Starting Number	Total Segment Score	Total Element Score	Total Program Score (factored)	Total Component Score (factored)	Total Deductions
1	Alina SOLOVYEVA	RUS	6	123.47	65.06		58.41	0.00

#	Executed Elements	Info	Base Value	GOE	J1	J2	J3	J4	J5	J6	J7	J8	J9	Ref	Scores of Panel
1	3Lo+3T		9.40	1.17	2	2	1	1	2						10.57
2	3F		5.30	0.70	1	1	1	1	1						6.00
3	3Lz+2T		7.30	1.40	2	2	1	2	2						8.70
4	FSSp3		2.60	0.50	1	1	1	1	1						3.10
5	CCoSp4		3.50	0.50	1	1	1	1	2						4.00
6	2Lz		2.10	-0.70	-2	-3	-2	-3	-2						1.40
7	2A+1Lo+3S		9.02	x 0.70	2	1	0	1	1						9.72
8	3Lo		5.61	x 0.23	1	0	1	0	0						5.84
9	StSq4		3.90	1.40	2	2	2	2	1						5.30
10	2A		3.63	x 0.50	2	1	1	1	0						4.13
11	ChSq1		2.00	0.93	1	2	1	2	1						2.93
12	LSp4		2.70	0.67	2	2	1	1	1						3.37
			57.06												65.06
	Program Components			Factor											
	Skating Skills			1.60	7.75	7.50	6.75	7.00	7.00						7.17
	Transitions			1.60	7.25	7.00	6.50	7.25	6.75						7.00
	Performance			1.60	7.75	8.00	7.00	7.50	7.25						7.50
	Composition			1.60	7.50	8.00	7.25	7.50	6.75						7.42
	Interpretation of the Music			1.60	7.25	7.75	7.50	7.50	7.00						7.42
	Judges Total Program Component Score (factored)														58.41

Deductions	0.00
-------------------	-------------

x Credit for highlight distribution, base value multiplied by 1.1

Rank	Name	Nation	Starting Number	Total Segment Score	Total Element Score	Total Program Score (factored)	Total Component Score (factored)	Total Deductions
2	Brooklee HAN	AUS	5	96.62	46.22		50.40	0.00

#	Executed Elements	Info	Base Value	GOE	J1	J2	J3	J4	J5	J6	J7	J8	J9	Ref	Scores of Panel
1	3Lo		5.10	0.23	1	0	0	0	1						5.33
2	3Lz		6.00	0.23	1	1	-1	0	0						6.23
3	3S+2T		5.70	0.00	0	0	0	0	0						5.70
4	FCCoSp4		3.50	0.50	1	1	1	1	2						4.00
5	CCoSp4		3.50	0.50	1	1	1	1	1						4.00
6	ChSq1		2.00	0.70	1	0	1	1	1						2.70
7	3S+2A<+SEQ		5.90	x -0.70	0	-1	-1	-1	-1						5.20
8	3T<<		1.43	x -0.60	-3	-3	-3	-3	-3						0.83
9	2T		1.43	x -0.33	-2	-1	-2	-2	-1						1.10
10	StSq3		3.30	0.50	2	1	1	1	1						3.80
11	2A		3.63	x 0.00	0	0	0	-1	0						3.63
12	LSp4		2.70	1.00	3	2	2	2	2						3.70
			44.19												46.22
	Program Components			Factor											
	Skating Skills			1.60	7.25	6.00	5.75	6.25	6.00						6.08
	Transitions			1.60	7.00	6.25	5.25	6.25	5.75						6.08
	Performance			1.60	6.75	6.50	5.50	6.25	6.50						6.42
	Composition			1.60	7.00	6.75	5.50	6.50	6.25						6.50
	Interpretation of the Music			1.60	6.50	6.50	5.75	6.50	6.25						6.42
	Judges Total Program Component Score (factored)														50.40

Deductions	0.00
-------------------	-------------

< Under-rotated jump << Downgraded jump x Credit for highlight distribution, base value multiplied by 1.1

26. TRIGLAV TROPHY 2017
SENIOR LADIES FREE SKATING

JUDGES DETAILS PER SKATER

Rank	Name	Nation	Starting Number	Total Segment Score	Total Element Score	Total Program Score (factored)	Total Component Score (factored)	Total Deductions
3	Jennifer SCHMIDT	GER	4	78.10	37.10		42.00	1.00

#	Executed Elements	Info	Base Value	GOE	J1	J2	J3	J4	J5	J6	J7	J8	J9	Ref	Scores of Panel
1	3T+2T		5.60	0.70	1	1	1	0	1						6.30
2	2A+1Lo+2S		5.10	0.17	1	0	1	0	0						5.27
3	1S		0.40	-0.10	-1	-1	0	-1	-1						0.30
4	FCSp4		3.20	0.33	1	0	0	1	2						3.53
5	1Lo		0.50	0.00	0	0	0	-1	0						0.50
6	3T		4.30	-2.10	-3	-3	-3	-3	-3						2.20
7	3S+2T		6.27	x 0.00	0	0	0	0	0						6.27
8	1A<<	<<	0.00	x 0.00	-	-	-	-	-						0.00
9	StSq3		3.30	0.17	1	0	1	0	0						3.47
10	ChSq1		2.00	0.23	1	0	0	1	0						2.23
11	CCoSp4		3.50	0.33	1	0	1	1	0						3.83
12	LSp4		2.70	0.50	1	1	1	1	1						3.20
			36.87												37.10
Program Components				Factor											
Skating Skills				1.60	6.25	5.00	5.50	5.50	5.50						5.50
Transitions				1.60	5.75	5.25	5.25	5.00	5.00						5.17
Performance				1.60	6.00	5.00	5.00	5.00	5.25						5.08
Composition				1.60	6.25	5.25	5.25	5.25	5.00						5.25
Interpretation of the Music				1.60	5.75	5.00	5.25	5.25	5.25						5.25
Judges Total Program Component Score (factored)															42.00

Deductions	Falls: -1.00(1)	-1.00
-------------------	-----------------	--------------

<< Downgraded jump x Credit for highlight distribution, base value multiplied by 1.1

Rank	Name	Nation	Starting Number	Total Segment Score	Total Element Score	Total Program Score (factored)	Total Deductions
4	Dasa GRM	SLO	2	77.53	34.33	43.20	0.00

#	Executed Elements	Info	Base Value	GOE	J1	J2	J3	J4	J5	J6	J7	J8	J9	Ref	Scores of Panel
1	1Lz		0.60	-0.13	-2	-3	0	-1	-1						0.47
2	3F		5.30	-0.23	-1	0	0	-3	0						5.07
3	2T+1Lo+2S		3.10	0.00	0	0	0	0	0						3.10
4	CCoSp4		3.50	0.33	1	1	0	0	1						3.83
5	ChSq1		2.00	0.70	1	0	1	1	1						2.70
6	3T+2T		6.16	x 0.23	2	0	1	0	0						6.39
7	A		0.00	x 0.00	-	-	-	-	-						0.00
8	1A		1.21	x -0.53	-2	-3	-3	-3	-2						0.68
9	FCCoSp4		3.50	0.00	0	0	0	0	1						3.50
10	2F		2.09	x 0.10	1	0	0	1	0						2.19
11	StSq3		3.30	0.50	1	1	1	1	1						3.80
12	FSSp3		2.60	0.00	0	0	0	0	0						2.60
			33.36												34.33
Program Components				Factor											
Skating Skills				1.60	6.25	5.00	6.00	5.50	5.75						5.75
Transitions				1.60	5.25	5.25	5.25	5.25	5.50						5.25
Performance				1.60	6.00	4.50	5.25	4.75	6.00						5.33
Composition				1.60	6.25	5.00	5.00	5.00	5.75						5.25
Interpretation of the Music				1.60	5.75	5.00	5.25	5.25	6.00						5.42
Judges Total Program Component Score (factored)															43.20

Deductions		0.00
-------------------	--	-------------

x Credit for highlight distribution, base value multiplied by 1.1

26. TRIGLAV TROPHY 2017

SENIOR LADIES FREE SKATING

JUDGES DETAILS PER SKATER

Rank	Name	Nation	Starting Number	Total Segment Score	Total Element Score	Total Program Score (factored)	Total Component Score (factored)	Total Deductions
5	Ilaria NOGARO	ITA	3	75.62	35.61		40.01	0.00

#	Executed Elements	Info	Base Value	GOE	J1	J2	J3	J4	J5	J6	J7	J8	J9	Ref	Scores of Panel		
1	3T+2T+1Lo		6.10	-0.70	-1	-1	0	-2	-1						5.40		
2	3S+1T		4.80	-1.40	-2	-2	-3	-2	-1						3.40		
3	LSp4		2.70	0.00	0	0	0	0	0						2.70		
4	3S<	<	3.10	-1.40	-1	-1	-3	-3	-2						1.70		
5	StSq2		2.60	0.17	0	1	0	0	1						2.77		
6	3T	x	4.73	-0.23	0	1	-1	-2	0						4.50		
7	1A	x	1.21	0.00	0	0	0	0	0						1.21		
8	ChSq1		2.00	0.00	0	0	0	0	0						2.00		
9	FSSp3		2.60	0.00	-1	0	0	0	0						2.60		
10	2F+2Lo	x	4.07	0.00	0	0	0	-1	0						4.07		
11	2F	x	2.09	0.00	1	0	0	0	0						2.09		
12	CCoSp3		3.00	0.17	1	0	0	0	1						3.17		
			39.00												35.61		
Program Components				Factor													
Skating Skills				1.60	6.00	5.25	4.75	5.00	5.50							5.25	
Transitions				1.60	4.75	4.75	4.50	4.50	5.00								4.67
Performance				1.60	5.25	5.25	4.50	4.50	5.50								5.00
Composition				1.60	5.50	5.50	4.75	4.75	5.25								5.17
Interpretation of the Music				1.60	5.00	5.00	4.75	4.75	5.25								4.92
Judges Total Program Component Score (factored)																40.01	

Deductions	0.00
-------------------	-------------

< Under-rotated jump x Credit for highlight distribution, base value multiplied by 1.1

Rank	Name	Nation	Starting Number	Total Segment Score	Total Element Score	Total Program Score (factored)	Total Component Score (factored)	Total Deductions
6	Guia Maria TAGLIAPIETRA	ITA	7	72.54	29.47		45.07	2.00

#	Executed Elements	Info	Base Value	GOE	J1	J2	J3	J4	J5	J6	J7	J8	J9	Ref	Scores of Panel		
1	3T<<	<<	1.30	-0.60	-3	-3	-3	-3	-3						0.70		
2	3S<<	<<	1.30	-0.60	-3	-3	-3	-3	-3						0.70		
3	2A<	<	2.30	-0.67	-2	-1	-1	-2	-1						1.63		
4	2F+2T		3.20	0.30	1	1	1	1	1						3.50		
5	CCoSp4		3.50	0.83	2	1	1	2	2						4.33		
6	StSq3		3.30	0.50	2	1	1	1	1						3.80		
7	2Lz+2T	x	3.74	0.00	0	1	0	0	0						3.74		
8	2F	x	2.09	0.00	1	0	0	0	0						2.09		
9	2Lo	x	1.98	0.00	0	1	0	0	0						1.98		
10	LSp4		2.70	0.67	2	1	1	1	2						3.37		
11	ChSq1		2.00	0.23	0	1	0	0	1						2.23		
12	FCSp2		2.30	-0.90	-3	-3	-2	-3	-3						1.40		
			29.71												29.47		
Program Components				Factor													
Skating Skills				1.60	7.00	6.00	5.00	5.25	5.75							5.67	
Transitions				1.60	6.50	5.50	5.00	5.00	5.25							5.25	
Performance				1.60	7.25	5.75	5.00	4.25	5.50								5.42
Composition				1.60	6.75	6.25	5.25	4.75	6.00								5.83
Interpretation of the Music				1.60	6.50	6.50	5.50	5.00	6.00								6.00
Judges Total Program Component Score (factored)																45.07	

Deductions	Falls: -2.00(2)	-2.00
-------------------	-----------------	--------------

< Under-rotated jump << Downgraded jump x Credit for highlight distribution, base value multiplied by 1.1

26. TRIGLAV TROPHY 2017
SENIOR LADIES FREE SKATING

JUDGES DETAILS PER SKATER

Rank	Name	Nation	Starting Number	Total Segment Score	Total Element Score	Total Program Component Score (factored)		Total Deductions
7	Su Hyun KIM	KOR	1	66.10	33.56	36.54		4.00

#	Executed Elements	Info	Base Value	GOE	J1	J2	J3	J4	J5	J6	J7	J8	J9	Ref	Scores of Panel
1	2Lz+2T		3.40	0.20	0	0	1	1	1						3.60
2	3T<	<	3.00	-2.10	-3	-3	-3	-3	-3						0.90
3	3Lo<<	<<	1.80	-0.90	-3	-3	-3	-3	-3						0.90
4	FSSp4		3.00	0.17	2	0	0	1	0						3.17
5	3S<	<	3.10	-2.10	-3	-3	-3	-3	-3						1.00
6	StSq3		3.30	0.00	0	0	0	1	-1						3.30
7	3S<+2T+2Lo	<	6.82	x -1.17	-2	-1	-1	-2	-2						5.65
8	LSp3		2.40	0.50	1	1	1	1	1						2.90
9	2A		3.63	x 0.00	0	0	0	0	0						3.63
10	ChSq1		2.00	0.00	0	0	0	0	0						2.00
11	2A+2Lo		5.61	x 0.00	1	0	0	0	0						5.61
12	CoSp2V		1.50	-0.60	-2	-3	-2	-2	-1						0.90
			39.56											33.56	
Program Components				Factor											
Skating Skills				1.60	5.25	4.25	4.75	4.50	4.75					4.67	
Transitions				1.60	4.75	4.50	4.50	4.50	4.25					4.50	
Performance				1.60	4.75	4.00	4.75	4.00	4.50					4.42	
Composition				1.60	5.00	4.75	4.75	4.75	4.50					4.75	
Interpretation of the Music				1.60	4.25	4.50	4.75	4.75	4.25					4.50	
Judges Total Program Component Score (factored)														36.54	

Deductions	Falls: -4.00(3)	-4.00
-------------------	-----------------	--------------

< Under-rotated jump << Downgraded jump x Credit for highlight distribution, base value multiplied by 1.1


printed: 09.04.2017 14:30:23

26. TRIGLAV TROPHY 2017

RESULTS

SENIOR MEN FINAL RESULT

Pl. Name	Nation	Total Score	SP	FS
1 Alexander PETROV	RUS	217,56	2	1
2 Andrei LAZUKIN	RUS	214,77	1	2
3 Dario BETTI	ITA	171,50	3	3
4 Alberto VANZ	ITA	151,22	4	4
5 Mattia DALLA TORRE	ITA	143,30	5	7
6 Nicky OBREYKOV	BUL	143,17	7	5
7 Josh BROWN	GBR	138,92	10	6
8 Alexander BOROVOJ	HUN	134,05	8	8
9 Albert MUCK	AUT	128,57	6	10
10 Alexander MASZLJANKO	HUN	124,76	9	9



Mr. Matjaz KRUSEC SLO

Referee



Ms. Eva SZILAGYI HUN

Technical Controller

26. TRIGLAV TROPHY 2017

PANEL OF JUDGES

SENIOR MEN - SHORT PROGRAM

Officials

Technical Controller	Ms. Eva SZILAGY	HUN
Technical Specialist	Ms. Yvonne PAL	AUT
Assistant Technical Specialist	Ms. Monika KUSTAROVA	SVK

Judges

Referee	Mr. Matjaz KRUSEC	SLO
Judge No.1	Mr. Matjaz KRUSEC	SLO
Judge No.2	Ms. Karol PES COSTA	ITA
Judge No.3	Ms. Aseniya STRATIEVA	BUL
Judge No.4	Ms. Mirna GRUBISIC	CRO
Judge No.5	Ms. Alenka ZIDAR SAMBOLEC	SLO

Data/Replay Operator

Data Operator	Ms. Doroteja SIMUNIC	SLO
Replay Operator	Ms. Wanda STANKOVIANSKA	SVK

26. TRIGLAV TROPHY 2017
SENIOR MEN SHORT PROGRAM

JUDGES DETAILS PER SKATER

Rank	Name	Nation	Starting Number	Total Segment Score	Total Element Score	Total Program Component Score (factored)	Total Deductions
1	Andrei LAZUKIN	RUS	3	77.33	42.67	34.66	0.00

#	Executed Elements	Info	Base Value	GOE	J1	J2	J3	J4	J5	J6	J7	J8	J9	Ref	Scores of Panel
1	4T		10.30	0.67	1	2	-1	0	1						10.97
2	3A		8.50	-2.00	-2	-2	-2	-1	-2						6.50
3	FCSp3		2.80	0.67	2	2	1	1	1						3.47
4	CSSp4		3.00	0.00	0	0	1	0	0						3.00
5	3F+3T	x	10.56	0.70	2	1	1	1	0						11.26
6	CCoSp4		3.50	0.17	0	1	1	0	0						3.67
7	StSq3		3.30	0.50	1	1	1	1	1						3.80
			41.96												42.67
	Program Components			Factor											
	Skating Skills			1.00	6.75	7.00	7.00	6.75	7.00						6.92
	Transitions			1.00	6.50	7.25	6.50	6.50	6.75						6.58
	Performance			1.00	6.25	7.50	6.75	7.00	7.25						7.00
	Composition			1.00	6.50	7.50	7.00	7.00	7.25						7.08
	Interpretation of the Music			1.00	6.50	7.00	7.25	7.00	7.25						7.08
	Judges Total Program Component Score (factored)														34.66

Deductions	0.00
-------------------	-------------

x Credit for highlight distribution, base value multiplied by 1.1

Rank	Name	Nation	Starting Number	Total Segment Score	Total Element Score	Total Program Component Score (factored)	Total Deductions
2	Alexander PETROV	RUS	8	75.62	40.29	36.33	1.00

#	Executed Elements	Info	Base Value	GOE	J1	J2	J3	J4	J5	J6	J7	J8	J9	Ref	Scores of Panel
1	4T<	<	8.00	-4.00	-3	-3	-3	-3	-3						4.00
2	3A		8.50	1.33	2	1	1	2	1						9.83
3	FCSp4		3.20	0.33	2	1	1	0	0						3.53
4	3Lz+3T	x	11.33	0.47	1	2	0	1	0						11.80
5	CSSp4		3.00	0.50	2	1	1	0	1						3.50
6	StSq3		3.30	0.50	1	1	1	1	1						3.80
7	CCoSp4		3.50	0.33	2	1	1	0	0						3.83
			40.83												40.29
	Program Components			Factor											
	Skating Skills			1.00	8.00	7.75	7.50	6.50	7.00						7.42
	Transitions			1.00	7.00	7.50	7.00	6.50	6.50						6.83
	Performance			1.00	7.75	7.25	7.50	6.50	7.25						7.33
	Composition			1.00	7.75	8.00	7.25	6.75	7.00						7.33
	Interpretation of the Music			1.00	7.50	7.75	7.50	6.75	7.25						7.42
	Judges Total Program Component Score (factored)														36.33

Deductions	Falls: -1.00(1)	-1.00
-------------------	-----------------	--------------

< Under-rotated jump x Credit for highlight distribution, base value multiplied by 1.1

26. TRIGLAV TROPHY 2017
SENIOR MEN SHORT PROGRAM

JUDGES DETAILS PER SKATER

Rank	Name	Nation	Starting Number	Total Segment Score	Total Element Score	Program Score (factored)	Total Component Score (factored)	Total Deductions
3	Dario BETTI	ITA	9	64.55	36.64		27.91	0.00

#	Executed Elements	Info	Base Value	GOE	J1	J2	J3	J4	J5	J6	J7	J8	J9	Ref	Scores of Panel
1	3A		8.50	-1.33	-1	-1	-2	-2	-1						7.17
2	3F+3T		9.60	0.70	0	1	1	1	1						10.30
3	CCSp4		3.20	0.00	1	0	0	0	0						3.20
4	3Lz		6.00	0.00	0	1	-1	0	0						6.00
5	StSq3		3.30	0.17	0	1	1	0	0						3.47
6	FSSp4		3.00	0.00	1	0	0	0	0						3.00
7	CCoSp4		3.50	0.00	0	0	0	0	0						3.50
			37.10												36.64
	Program Components			Factor											
	Skating Skills			1.00	5.25	6.00	5.50	5.75	5.50						5.58
	Transitions			1.00	5.00	5.75	5.25	5.50	5.00						5.25
	Performance			1.00	5.50	6.25	5.50	6.00	5.50						5.67
	Composition			1.00	5.25	6.50	5.75	5.75	5.25						5.58
	Interpretation of the Music			1.00	5.25	6.50	6.00	6.00	5.50						5.83
	Judges Total Program Component Score (factored)														27.91

Deductions		0.00
-------------------	--	-------------

Rank	Name	Nation	Starting Number	Total Segment Score	Total Element Score	Program Score (factored)	Total Component Score (factored)	Total Deductions
4	Alberto VANZ	ITA	4	47.77	24.02		24.75	1.00

#	Executed Elements	Info	Base Value	GOE	J1	J2	J3	J4	J5	J6	J7	J8	J9	Ref	Scores of Panel
1	3Lz+2T		7.30	-0.70	-1	-1	-1	-1	-1						6.60
2	FSSp2		2.30	-0.10	-1	0	0	-1	0						2.20
3	CCSp4		3.20	-0.10	0	0	0	-1	-1						3.10
4	3Lo<	<	3.96	x -2.10	-3	-3	-3	-3	-3						1.86
5	2A		3.63	x 0.33	1	0	1	1	0						3.96
6	StSq3		3.30	0.00	0	0	0	1	0						3.30
7	CCoSp3		3.00	0.00	0	0	0	0	0						3.00
			26.69												24.02
	Program Components			Factor											
	Skating Skills			1.00	5.00	4.50	5.50	4.75	4.75						4.83
	Transitions			1.00	4.25	4.00	5.00	5.00	4.75						4.67
	Performance			1.00	4.75	4.25	5.25	5.00	5.25						5.00
	Composition			1.00	5.00	4.75	5.25	5.25	5.00						5.08
	Interpretation of the Music			1.00	4.75	4.00	5.50	5.25	5.50						5.17
	Judges Total Program Component Score (factored)														24.75

Deductions	Falls: -1.00(1)	-1.00
-------------------	-----------------	--------------

< Under-rotated jump x Credit for highlight distribution, base value multiplied by 1.1

26. TRIGLAV TROPHY 2017
SENIOR MEN SHORT PROGRAM

JUDGES DETAILS PER SKATER

Rank	Name	Nation	Starting Number	Total Segment Score	Total Element Score	Total Program Component Score (factored)	Total Deductions
5	Mattia DALLA TORRE	ITA	2	47.53	23.94	24.59	1.00

#	Executed Elements	Info	Base Value	GOE	J1	J2	J3	J4	J5	J6	J7	J8	J9	Ref	Scores of Panel
1	3A		8.50	-3.00	-3	-3	-3	-3	-3						5.50
2	2Lz+2T*	*	2.10	-0.90	-3	-3	-3	-3	-3						1.20
3	3Lo		5.10	-0.70	-2	-1	-1	-1	-1						4.40
4	FSSp4		3.00	0.17	1	0	0	0	1						3.17
5	CCSp4		3.20	0.17	1	1	-1	0	0						3.37
6	StSq3		3.30	0.00	0	0	0	1	0						3.30
7	CCoSp3		3.00	0.00	0	-1	1	0	0						3.00
			28.20												23.94
	Program Components			Factor											
	Skating Skills			1.00	4.50	5.00	5.25	4.75	5.25						5.00
	Transitions			1.00	4.50	4.25	5.00	4.75	4.75						4.67
	Performance			1.00	4.75	4.75	5.25	4.25	5.25						4.92
	Composition			1.00	4.50	5.00	5.25	4.75	5.50						5.00
	Interpretation of the Music			1.00	4.50	4.75	5.50	5.00	5.25						5.00
	Judges Total Program Component Score (factored)														24.59

Deductions	Falls: -1.00(1)	-1.00
-------------------	-----------------	--------------

* Invalid element

Rank	Name	Nation	Starting Number	Total Segment Score	Total Element Score	Total Program Component Score (factored)	Total Deductions
6	Albert MUCK	AUT	10	44.03	20.61	23.42	0.00

#	Executed Elements	Info	Base Value	GOE	J1	J2	J3	J4	J5	J6	J7	J8	J9	Ref	Scores of Panel
1	3S<+2T	<	4.40	-0.93	-1	-2	-1	-2	-1						3.47
2	3T<	<	3.00	-1.40	-2	-2	-2	-3	-1						1.60
3	2A		3.30	0.17	1	1	0	-1	0						3.47
4	CSSp4		3.00	0.00	1	0	0	0	0						3.00
5	StSq2		2.60	0.00	0	0	0	0	0						2.60
6	CCoSp4		3.50	0.17	0	1	1	0	0						3.67
7	FCSp3		2.80	0.00	0	1	0	0	-1						2.80
			22.60												20.61
	Program Components			Factor											
	Skating Skills			1.00	5.00	6.00	5.00	4.25	4.75						4.92
	Transitions			1.00	4.00	5.50	4.50	4.00	4.50						4.33
	Performance			1.00	4.50	6.25	4.75	4.00	5.00						4.75
	Composition			1.00	4.25	6.00	4.75	4.50	4.75						4.67
	Interpretation of the Music			1.00	4.50	5.75	5.00	4.50	4.75						4.75
	Judges Total Program Component Score (factored)														23.42

Deductions		0.00
-------------------	--	-------------

< Under-rotated jump

26. TRIGLAV TROPHY 2017
SENIOR MEN SHORT PROGRAM

JUDGES DETAILS PER SKATER

Rank	Name	Nation	Starting Number	Total Segment Score	Total Element Score	Total Program Component Score (factored)	Total Deductions
7	Nicky OBREYKOV	BUL	7	43.19	17.36	25.83	0.00

#	Executed Elements	Info	Base Value	GOE	J1	J2	J3	J4	J5	J6	J7	J8	J9	Ref	Scores of Panel
1	3F+2T		6.60	0.23	0	0	0	1	1						6.83
2	3A<<	<<	3.30	-1.50	-3	-3	-3	-3	-3						1.80
3	CSSp		0.00	0.00	-	-	-	-	-						0.00
4	2Lo*	*	0.00	x 0.00	-	-	-	-	-						0.00
5	StSq3		3.30	0.33	1	1	1	0	-3						3.63
6	FCSp3		2.80	-0.10	0	-1	0	0	-1						2.70
7	CCoSp2		2.50	-0.10	0	0	0	-1	-1						2.40
			18.50												17.36
	Program Components			Factor											
	Skating Skills			1.00	5.25	4.50	5.50	5.50	5.00						5.25
	Transitions			1.00	5.00	4.00	5.00	5.25	4.75						4.92
	Performance			1.00	4.75	4.50	5.25	5.25	5.25						5.08
	Composition			1.00	5.00	4.75	5.50	5.75	5.25						5.25
	Interpretation of the Music			1.00	5.25	4.50	5.50	5.75	5.25						5.33
	Judges Total Program Component Score (factored)														25.83

Deductions	0.00
-------------------	-------------

<< Downgraded jump * Invalid element x Credit for highlight distribution, base value multiplied by 1.1

Rank	Name	Nation	Starting Number	Total Segment Score	Total Element Score	Total Program Component Score (factored)	Total Deductions
8	Alexander BOROVOJ	HUN	5	40.29	16.63	24.66	1.00

#	Executed Elements	Info	Base Value	GOE	J1	J2	J3	J4	J5	J6	J7	J8	J9	Ref	Scores of Panel
1	2F*	*	0.00	0.00	-	-	-	-	-						0.00
2	3T+2T<	<	5.20	-1.17	-2	-1	-1	-3	-2						4.03
3	FCSp4		3.20	-0.20	-1	0	-1	0	-1						3.00
4	CCoSp4		3.50	0.17	1	0	1	0	0						3.67
5	1A*	*	0.00	x 0.00	-	-	-	-	-						0.00
6	StSq2		2.60	0.33	1	0	1	1	0						2.93
7	CSSp4		3.00	0.00	0	-1	0	0	0						3.00
			17.50												16.63
	Program Components			Factor											
	Skating Skills			1.00	5.25	4.75	5.25	5.25	5.25						5.25
	Transitions			1.00	4.75	4.25	5.00	5.25	4.75						4.83
	Performance			1.00	4.50	4.50	4.75	4.50	5.00						4.58
	Composition			1.00	5.00	4.75	5.00	5.00	5.25						5.00
	Interpretation of the Music			1.00	4.75	4.25	5.00	5.25	5.25						5.00
	Judges Total Program Component Score (factored)														24.66

Deductions	Time violation: -1.00	-1.00
-------------------	-----------------------	--------------

< Under-rotated jump * Invalid element x Credit for highlight distribution, base value multiplied by 1.1

26. TRIGLAV TROPHY 2017
SENIOR MEN SHORT PROGRAM

JUDGES DETAILS PER SKATER

Rank	Name	Nation	Starting Number	Total Segment Score	Total Element Score	Total Program Component Score (factored)	Total Deductions
9	Alexander MASZLJANKO	HUN	1	39.47	21.63	21.84	4.00

#	Executed Elements	Info	Base Value	GOE	J1	J2	J3	J4	J5	J6	J7	J8	J9	Ref	Scores of Panel
1	3Lz		6.00	-2.10	-3	-3	-3	-3	-3						3.90
2	3F+COMBO		5.30	-2.10	-3	-3	-3	-3	-3						3.20
3	FCSp4		3.20	0.00	0	0	0	0	0						3.20
4	2A	x	3.63	0.00	0	1	0	0	0						3.63
5	CSSp4		3.00	0.00	0	0	0	0	0						3.00
6	StSq3		3.30	-2.10	-3	-3	-2	-3	-3						1.20
7	CCoSp4		3.50	0.00	0	-1	0	0	0						3.50
			27.93												21.63
	Program Components			Factor											
	Skating Skills			1.00	4.50	3.75	5.50	4.25	5.00						4.58
	Transitions			1.00	4.00	3.50	5.00	3.75	4.75						4.17
	Performance			1.00	4.00	3.25	5.00	3.50	5.00						4.17
	Composition			1.00	4.25	3.75	5.25	4.00	5.00						4.42
	Interpretation of the Music			1.00	4.00	3.50	5.25	4.25	5.25						4.50
	Judges Total Program Component Score (factored)														21.84

Deductions	Falls: -4.00(3)	-4.00
-------------------	-----------------	--------------

x Credit for highlight distribution, base value multiplied by 1.1

Rank	Name	Nation	Starting Number	Total Segment Score	Total Element Score	Total Program Component Score (factored)	Total Deductions
10	Josh BROWN	GBR	6	39.23	16.40	23.83	1.00

#	Executed Elements	Info	Base Value	GOE	J1	J2	J3	J4	J5	J6	J7	J8	J9	Ref	Scores of Panel
1	1A*	*	0.00	0.00	-	-	-	-	-						0.00
2	3F+3T<	<	8.30	-2.10	-3	-3	-3	-3	-3						6.20
3	CCoSp3V		2.50	0.00	0	0	0	0	0						2.50
4	StSq3		3.30	0.00	1	0	0	0	0						3.30
5	2Lz*	*	0.00	0.00	-	-	-	-	-						0.00
6	FCSp1		1.90	-0.50	-2	-1	-1	-2	-2						1.40
7	CSSp4		3.00	0.00	0	-1	0	0	1						3.00
			19.00												16.40
	Program Components			Factor											
	Skating Skills			1.00	5.00	4.50	5.50	4.75	5.00						5.08
	Transitions			1.00	4.50	4.00	4.50	5.00	5.25						4.67
	Performance			1.00	4.25	4.25	4.75	4.25	5.25						4.42
	Composition			1.00	5.00	4.50	4.75	4.75	5.25						4.83
	Interpretation of the Music			1.00	4.50	4.25	5.00	5.00	5.50						4.83
	Judges Total Program Component Score (factored)														23.83

Deductions	Falls: -1.00(1)	-1.00
-------------------	-----------------	--------------

< Under-rotated jump * Invalid element x Credit for highlight distribution, base value multiplied by 1.1

26. TRIGLAV TROPHY 2017

PANEL OF JUDGES

SENIOR MEN - FREE SKATING

Officials

Technical Controller	Ms. Eva SZILAGY	HUN
Technical Specialist	Ms. Yvonne PAL	AUT
Assistant Technical Specialist	Ms. Monika KUSTAROVA	SVK

Judges

Referee	Mr. Matjaz KRUSEC	SLO
Judge No.1	Mr. Matjaz KRUSEC	SLO
Judge No.2	Ms. Karol PES COSTA	ITA
Judge No.3	Ms. Aseniya STRATIEVA	BUL
Judge No.4	Ms. Mirna GRUBISIC	CRO
Judge No.5	Ms. Alenka ZIDAR SAMBOLEC	SLO

Data/Replay Operator

Data Operator	Ms. Doroteja SIMUNIC	SLO
Replay Operator	Ms. Wanda STANKOVIANSKA	SVK

26. TRIGLAV TROPHY 2017

SENIOR MEN FREE SKATING

JUDGES DETAILS PER SKATER

Rank	Name	Nation	Starting Number	Total Segment Score	Total Element Score	Program Score (factored)	Total Component Score (factored)	Total Deductions
1	Alexander PETROV	RUS	6	141.94	70.44		71.50	0.00

#	Executed Elements	Info	Base Value	GOE	J1	J2	J3	J4	J5	J6	J7	J8	J9	Ref	Scores of Panel
1	4T		10.30	-2.40	-2	-2	-2	-2	-2						7.90
2	4T+SEQ+2T*	*	8.24	-4.00	-3	-2	-3	-3	-3						4.24
3	3A		8.50	-1.67	-2	-1	-2	-2	-1						6.83
4	FCSp4		3.20	-0.20	-1	0	0	-1	-1						3.00
5	StSq3		3.30	0.67	2	1	2	1	1						3.97
6	3A+2T		10.78	x 0.33	2	0	1	0	0						11.11
7	3Lz+1Lo+2S		8.58	x 0.00	0	-1	0	0	0						8.58
8	3F		5.83	x -0.23	1	-1	0	-1	0						5.60
9	3Lo		5.61	x 0.47	2	1	1	0	0						6.08
10	CSSp2		2.30	0.33	1	0	1	0	1						2.63
11	ChSq1		2.00	0.70	2	1	1	1	1						2.70
12	2A		3.63	x 0.50	2	1	1	1	0						4.13
13	CCoSp4		3.50	0.17	2	0	1	0	0						3.67
			75.77											70.44	
Program Components				Factor											
Skating Skills				2.00	8.00	6.25	7.75	6.75	7.00					7.17	
Transitions				2.00	7.00	6.50	7.25	6.50	6.75					6.75	
Performance				2.00	7.25	6.75	7.75	6.50	7.25					7.08	
Composition				2.00	7.75	6.75	7.75	7.25	7.25					7.42	
Interpretation of the Music				2.00	7.50	6.50	8.00	7.25	7.25					7.33	
Judges Total Program Component Score (factored)														71.50	

Deductions	0.00
-------------------	-------------

* Invalid element x Credit for highlight distribution, base value multiplied by 1.1

Rank	Name	Nation	Starting Number	Total Segment Score	Total Element Score	Program Score (factored)	Total Component Score (factored)	Total Deductions
2	Andrei LAZUKIN	RUS	9	137.44	69.92		69.52	2.00

#	Executed Elements	Info	Base Value	GOE	J1	J2	J3	J4	J5	J6	J7	J8	J9	Ref	Scores of Panel
1	4Lo<<	<<	5.10	-2.10	-3	-3	-3	-3	-3						3.00
2	4T+2T		11.60	0.67	1	1	1	0	0						12.27
3	3A+2T+2Lo		11.60	0.33	1	0	1	0	0						11.93
4	CSSp4		3.00	0.50	2	0	1	1	1						3.50
5	4T		10.30	-4.00	-3	-3	-3	-3	-3						6.30
6	StSq3		3.30	0.50	2	1	1	1	1						3.80
7	3Lz+2A+SEQ		8.18	x 0.00	0	0	0	0	0						8.18
8	3Lo		5.61	x -0.93	-2	-1	-1	-2	-1						4.68
9	FCSp2		2.30	0.50	3	1	1	0	1						2.80
10	3F		5.83	x 0.47	2	1	0	0	1						6.30
11	2S		1.43	x -0.47	-2	-3	-2	-3	-2						0.96
12	CCoSp4		3.50	0.00	1	-1	0	0	0						3.50
13	ChSq1		2.00	0.70	1	0	1	1	1						2.70
			73.75											69.92	
Program Components				Factor											
Skating Skills				2.00	7.75	6.00	7.25	7.00	7.50					7.25	
Transitions				2.00	7.25	5.75	6.50	6.75	7.00					6.75	
Performance				2.00	7.00	5.75	6.75	6.25	7.25					6.67	
Composition				2.00	7.75	6.25	7.00	6.75	7.00					6.92	
Interpretation of the Music				2.00	7.50	5.50	7.00	7.25	7.25					7.17	
Judges Total Program Component Score (factored)														69.52	

Deductions	Falls: -2.00(2)	-2.00
-------------------	-----------------	--------------

<< Downgraded jump x Credit for highlight distribution, base value multiplied by 1.1

26. TRIGLAV TROPHY 2017

SENIOR MEN FREE SKATING

JUDGES DETAILS PER SKATER

Rank	Name	Nation	Starting Number	Total Segment Score	Total Element Score	Program Score (factored)	Total Component Score (factored)	Total Deductions
3	Dario BETTI	ITA	8	106.95	52.79		55.16	1.00

#	Executed Elements	Info	Base Value	GOE	J1	J2	J3	J4	J5	J6	J7	J8	J9	Ref	Scores of Panel
1	3S		4.40	0.70	1	1	1	1	1						5.10
2	3A		8.50	-3.00	-3	-3	-3	-3	-3						5.50
3	2A+2T		4.60	0.00	0	0	0	0	0						4.60
4	FCCoSp4		3.50	0.17	1	0	1	0	0						3.67
5	3F		5.30	-0.47	0	-1	0	-1	-1						4.83
6	StSq3		3.30	0.33	0	1	1	1	0						3.63
7	2A+1Lo+3S		9.02	x -0.70	-2	-1	-1	-1	-1						8.32
8	1Lz		0.66	x -0.10	0	-1	-1	-2	-1						0.56
9	3F+REP		4.08	x -2.10	-3	-3	-3	-3	-3						1.98
10	FCSSp4		3.00	0.50	1	0	1	1	1						3.50
11	ChSq1		2.00	0.47	0	1	1	1	0						2.47
12	3T		4.73	x 0.23	1	1	0	0	0						4.96
13	CCoSp4		3.50	0.17	1	1	0	0	0						3.67
			56.59												52.79
	Program Components			Factor											
	Skating Skills			2.00	5.25	5.75	5.75	5.75	5.75						5.75
	Transitions			2.00	5.00	5.75	5.25	5.50	5.00						5.25
	Performance			2.00	5.25	5.50	5.25	5.25	5.75						5.33
	Composition			2.00	5.00	6.00	5.50	5.75	5.50						5.58
	Interpretation of the Music			2.00	5.50	6.00	6.00	5.50	5.50						5.67
	Judges Total Program Component Score (factored)														55.16

Deductions	Falls: -1.00(1)	-1.00
-------------------	-----------------	--------------

x Credit for highlight distribution, base value multiplied by 1.1 REP Jump repetition

Rank	Name	Nation	Starting Number	Total Segment Score	Total Element Score	Program Score (factored)	Total Component Score (factored)	Total Deductions
4	Alberto VANZ	ITA	7	103.45	49.77		53.68	0.00

#	Executed Elements	Info	Base Value	GOE	J1	J2	J3	J4	J5	J6	J7	J8	J9	Ref	Scores of Panel
1	3Lz+2T		7.30	0.00	0	0	0	0	0						7.30
2	3F		5.30	-0.70	-1	-1	-1	-1	-1						4.60
3	3Lo		5.10	-0.70	-1	-1	0	-1	-1						4.40
4	FSSp3		2.60	0.00	1	0	0	0	0						2.60
5	CCoSp3		3.00	-0.30	-1	-1	0	-1	-2						2.70
6	StSq2		2.60	0.17	0	0	1	1	0						2.77
7	2A		3.63	x 0.50	1	1	1	1	0						4.13
8	1Lz		0.66	x 0.00	0	0	0	-1	0						0.66
9	2A		3.63	x 0.00	0	0	0	0	0						3.63
11	3S		4.84	x -0.23	0	-1	0	0	-1						4.61
12	FCCoSp1		2.00	0.00	0	0	0	0	-1						2.00
13	ChSq1		2.00	0.70	1	1	1	1	1						2.70
14	3T+2T+2Lo		8.14	x -0.47	0	0	-1	-1	-2						7.67
			50.80												49.77
	Program Components			Factor											
	Skating Skills			2.00	5.75	5.00	5.50	5.50	5.50						5.50
	Transitions			2.00	5.25	4.75	5.25	5.75	5.00						5.17
	Performance			2.00	5.50	4.75	5.25	5.75	5.50						5.42
	Composition			2.00	5.25	5.00	5.25	6.00	5.25						5.25
	Interpretation of the Music			2.00	5.50	5.00	5.50	6.25	5.50						5.50
	Judges Total Program Component Score (factored)														53.68

Deductions		0.00
-------------------	--	-------------

x Credit for highlight distribution, base value multiplied by 1.1

26. TRIGLAV TROPHY 2017

SENIOR MEN FREE SKATING

JUDGES DETAILS PER SKATER

Rank	Name	Nation	Starting Number	Total Segment Score	Total Element Score	Program Score (factored)	Total Component Score (factored)	Total Deductions
5	Nicky OBREYKOV	BUL	2	99.98	53.98		47.00	1.00

#	Executed Elements	Info	Base Value	GOE	J1	J2	J3	J4	J5	J6	J7	J8	J9	Ref	Scores of Panel
1	3T+3T		8.60	-0.70	-1	-1	-1	-1	-1						7.90
2	3A		8.50	-3.00	-3	-3	-3	-3	-3						5.50
3	3Lz		6.00	-2.10	-3	-3	-3	-3	-3						3.90
4	CSSp4		3.00	0.17	0	0	1	1	0						3.17
5	3F		5.30	-1.87	-2	-3	-3	-3	-2						3.43
6	3Lo+2T		6.40	-1.63	-2	-2	-3	-3	-1						4.77
7	FCSp2		2.30	-0.30	0	-1	-1	-1	-2						2.00
8	StSq3		3.30	0.50	1	0	1	1	1						3.80
9	3Lo		5.61	x 0.23	1	1	0	0	0						5.84
10	3S		4.84	x -0.23	0	-1	-1	0	0						4.61
11	2A+2T		5.06	x 0.00	0	0	0	0	0						5.06
12	ChSq1		2.00	0.00	0	-1	0	0	0						2.00
13	CCoSp2		2.50	-0.50	-2	-1	-1	-2	-2						2.00
			63.41												53.98
	Program Components			Factor											
	Skating Skills			2.00	5.00	4.50	5.50	4.75	5.25						5.00
	Transitions			2.00	4.25	4.00	5.00	4.50	4.75						4.50
	Performance			2.00	4.50	4.00	5.25	4.25	5.00						4.58
	Composition			2.00	4.00	4.25	5.25	4.50	5.25						4.67
	Interpretation of the Music			2.00	4.50	4.25	5.50	4.50	5.25						4.75
	Judges Total Program Component Score (factored)														47.00

Deductions	Falls: -1.00(1)	-1.00
-------------------	-----------------	--------------

x Credit for highlight distribution, base value multiplied by 1.1

Rank	Name	Nation	Starting Number	Total Segment Score	Total Element Score	Program Score (factored)	Total Component Score (factored)	Total Deductions
6	Josh BROWN	GBR	4	99.69	49.69		51.00	1.00

#	Executed Elements	Info	Base Value	GOE	J1	J2	J3	J4	J5	J6	J7	J8	J9	Ref	Scores of Panel
1	3A<	<	5.90	-3.00	-3	-3	-3	-3	-3						2.90
2	3F		5.30	-0.23	1	-1	-1	0	0						5.07
3	3Lz+2T		7.30	0.00	0	0	0	0	0						7.30
4	A		0.00	0.00	-	-	-	-	-						0.00
5	StSq3		3.30	0.17	0	0	1	1	0						3.47
6	3Lz		6.60	x 0.23	1	0	1	0	0						6.83
7	3F+2T		7.26	x 0.00	0	0	0	-1	0						7.26
8	FCSp1		1.90	-0.50	-2	-1	-1	-2	-2						1.40
9	2A+2T*	*	3.63	x 0.00	0	-1	0	0	0						3.63
10	CCoSp2		2.50	-0.10	1	0	0	-1	-1						2.40
11	2A		3.63	x 0.33	1	1	0	1	0						3.96
12	CSSp4		3.00	0.00	1	0	0	0	0						3.00
13	ChSq1		2.00	0.47	1	0	1	1	0						2.47
			52.32												49.69
	Program Components			Factor											
	Skating Skills			2.00	5.25	5.25	5.50	4.75	5.25						5.25
	Transitions			2.00	4.75	5.50	5.25	4.75	4.50						4.92
	Performance			2.00	5.00	5.25	5.50	4.50	5.00						5.08
	Composition			2.00	5.00	5.50	5.50	5.00	4.75						5.17
	Interpretation of the Music			2.00	5.25	4.75	5.75	5.25	4.75						5.08
	Judges Total Program Component Score (factored)														51.00

Deductions	Falls: -1.00(1)	-1.00
-------------------	-----------------	--------------

< Under-rotated jump * Invalid element x Credit for highlight distribution, base value multiplied by 1.1

26. TRIGLAV TROPHY 2017

SENIOR MEN FREE SKATING

JUDGES DETAILS PER SKATER

Rank	Name	Nation	Starting Number	Total Segment Score	Total Element Score	Total Program Score (factored)	Total Component Score (factored)	Total Deductions
7	Mattia DALLA TORRE	ITA	10	95.77	45.59		51.18	1.00

#	Executed Elements	Info	Base Value	GOE	J1	J2	J3	J4	J5	J6	J7	J8	J9	Ref	Scores of Panel
1	3A<	<	5.90	-3.00	-3	-3	-3	-3	-3						2.90
2	3F		5.30	-0.70	-1	-1	-1	0	-1						4.60
3	2Lz		2.10	0.10	1	0	0	0	1						2.20
4	3Lo+2T		6.40	0.00	1	0	0	0	0						6.40
5	CCSp4		3.20	0.33	2	0	1	1	0						3.53
6	ChSq1		2.00	0.23	1	0	0	1	0						2.23
7	3T+1Lo+3S		10.12	x 0.00	1	-1	0	-1	1						10.12
8	2Lo		1.98	x -0.70	-2	-3	-2	-3	-2						1.28
9	StSq2		2.60	0.00	0	0	0	0	0						2.60
10	2T		1.43	x -0.13	-1	-1	0	-2	0						1.30
11	2A		3.63	x 0.00	0	0	0	0	0						3.63
12	CCoSp2		2.50	-0.20	0	-1	0	-1	-1						2.30
13	FCCoSp2		2.50	0.00	1	0	0	0	0						2.50
			49.66												45.59
Program Components				Factor											
Skating Skills				2.00	6.00	5.00	5.50	5.00	5.50						5.33
Transitions				2.00	5.50	5.25	5.25	4.75	5.00						5.17
Performance				2.00	5.00	4.50	5.25	4.50	5.25						4.92
Composition				2.00	6.00	4.75	5.25	4.75	5.00						5.00
Interpretation of the Music				2.00	5.50	4.75	5.50	4.50	5.25						5.17
Judges Total Program Component Score (factored)															51.18

Deductions	Falls: -1.00(1)	-1.00
-------------------	-----------------	--------------

< Under-rotated jump x Credit for highlight distribution, base value multiplied by 1.1

Rank	Name	Nation	Starting Number	Total Segment Score	Total Element Score	Total Program Score (factored)	Total Component Score (factored)	Total Deductions
8	Alexander BOROVOJ	HUN	5	93.76	42.76		51.00	0.00

#	Executed Elements	Info	Base Value	GOE	J1	J2	J3	J4	J5	J6	J7	J8	J9	Ref	Scores of Panel
1	3Lz		6.00	0.00	0	0	0	0	0						6.00
2	2F		1.90	0.10	1	0	0	0	1						2.00
3	2A+1Lo+2F		5.70	0.00	0	0	0	0	0						5.70
4	FSSp4		3.00	0.00	1	0	0	0	0						3.00
5	3Lo		5.10	-1.40	-2	-2	-2	-2	-2						3.70
6	CCoSp4		3.50	0.00	0	0	0	0	0						3.50
7	2S<<	<<	0.44	x -0.30	-3	-3	-3	-3	-3						0.14
8	3T		4.73	x -0.70	0	-1	-1	-1	-1						4.03
9	2T		1.43	x -0.20	-1	-1	-1	-1	-2						1.23
10	ChSq1		2.00	0.70	1	1	1	1	0						2.70
11	2A		3.63	x 0.00	0	0	0	0	0						3.63
12	FCCoSp4		3.50	0.00	1	0	0	0	0						3.50
13	StSq3		3.30	0.33	1	1	0	1	0						3.63
			44.23												42.76
Program Components				Factor											
Skating Skills				2.00	5.50	5.25	5.25	4.50	5.25						5.25
Transitions				2.00	5.00	4.75	5.25	4.75	4.50						4.83
Performance				2.00	4.75	5.00	5.25	4.50	5.00						4.92
Composition				2.00	5.25	5.25	5.50	5.25	4.75						5.25
Interpretation of the Music				2.00	5.25	5.50	5.25	5.25	5.00						5.25
Judges Total Program Component Score (factored)															51.00

Deductions		0.00
-------------------	--	-------------

<< Downgraded jump x Credit for highlight distribution, base value multiplied by 1.1

26. TRIGLAV TROPHY 2017

SENIOR MEN FREE SKATING

JUDGES DETAILS PER SKATER

Rank	Name	Nation	Starting Number	Total Segment Score	Total Element Score	Program Score (factored)	Total Component Score (factored)	Total Deductions
9	Alexander MASZLJANKO	HUN	3	85.29	39.63		46.66	1.00

#	Executed Elements	Info	Base Value	GOE	J1	J2	J3	J4	J5	J6	J7	J8	J9	Ref	Scores of Panel
1	3Lo		5.10	-1.40	-2	-2	-2	-2	-2						3.70
2	2Lz		2.10	0.10	1	0	1	0	0						2.20
3	3F		5.30	-1.40	-2	-2	-2	-2	-2						3.90
4	FCCoSp4		3.50	0.00	0	0	0	0	0						3.50
5	3Lo+REP		3.57	-2.10	-3	-3	-3	-3	-3						1.47
6	2A		3.63	x 0.00	1	0	0	0	0						3.63
7	StSq3		3.30	0.00	0	0	1	0	0						3.30
8	2T		1.43	x 0.00	0	0	0	0	0						1.43
9	2A+2T		5.06	x 0.00	0	0	0	0	0						5.06
10	CCoSp3		3.00	0.00	0	0	0	0	-1						3.00
11	ChSq1		2.00	0.00	1	0	0	0	0						2.00
12	3S		4.84	x -1.40	-2	-2	-2	-2	-2						3.44
13	CSSp4		3.00	0.00	0	0	0	0	1						3.00
			45.83												39.63
	Program Components			Factor											
	Skating Skills			2.00	4.75	4.75	5.50	4.00	5.00						4.83
	Transitions			2.00	4.00	5.25	5.25	3.75	4.50						4.58
	Performance			2.00	4.50	4.75	5.25	3.75	4.75						4.67
	Composition			2.00	4.50	5.00	5.25	3.75	4.75						4.75
	Interpretation of the Music			2.00	4.25	4.50	5.50	4.00	4.75						4.50
	Judges Total Program Component Score (factored)														46.66

Deductions	Falls: -1.00(1)	-1.00
-------------------	-----------------	--------------

x Credit for highlight distribution, base value multiplied by 1.1 REP Jump repetition

Rank	Name	Nation	Starting Number	Total Segment Score	Total Element Score	Program Score (factored)	Total Component Score (factored)	Total Deductions
10	Albert MUCK	AUT	1	84.54	40.54		44.00	0.00

#	Executed Elements	Info	Base Value	GOE	J1	J2	J3	J4	J5	J6	J7	J8	J9	Ref	Scores of Panel
1	3S+2T		5.70	0.00	-1	0	0	0	0						5.70
2	3T+2T		5.60	-0.23	-1	0	0	-1	0						5.37
3	3S<	<	3.10	-0.93	-1	-1	-1	-2	-2						2.17
4	3T		4.30	-0.47	-1	-1	0	-3	0						3.83
5	CCoSp3		3.00	0.00	0	0	1	0	0						3.00
6	2A+1Lo+2F		6.27	x -0.33	-1	-1	0	-1	0						5.94
7	2A<	<	2.53	x -1.00	-2	-2	-1	-3	-2						1.53
8	2Lz		2.31	x 0.00	0	0	0	0	0						2.31
9	FSSp3		2.60	0.00	0	-1	0	0	0						2.60
10	ChSq1		2.00	0.00	0	0	0	0	0						2.00
11	2F		2.09	x -0.10	0	0	0	-1	-1						1.99
12	StSq1		1.80	-0.10	-2	-1	0	0	0						1.70
13	CSSp3		2.60	-0.20	0	-1	0	-1	-1						2.40
			43.90												40.54
	Program Components			Factor											
	Skating Skills			2.00	4.50	4.00	5.25	3.75	4.75						4.42
	Transitions			2.00	4.00	4.50	4.75	4.00	4.25						4.25
	Performance			2.00	4.50	4.75	5.00	4.00	4.75						4.67
	Composition			2.00	4.25	4.25	4.75	4.00	4.50						4.33
	Interpretation of the Music			2.00	4.25	4.00	5.25	3.75	4.75						4.33
	Judges Total Program Component Score (factored)														44.00

Deductions		0.00
-------------------	--	-------------

< Under-rotated jump x Credit for highlight distribution, base value multiplied by 1.1