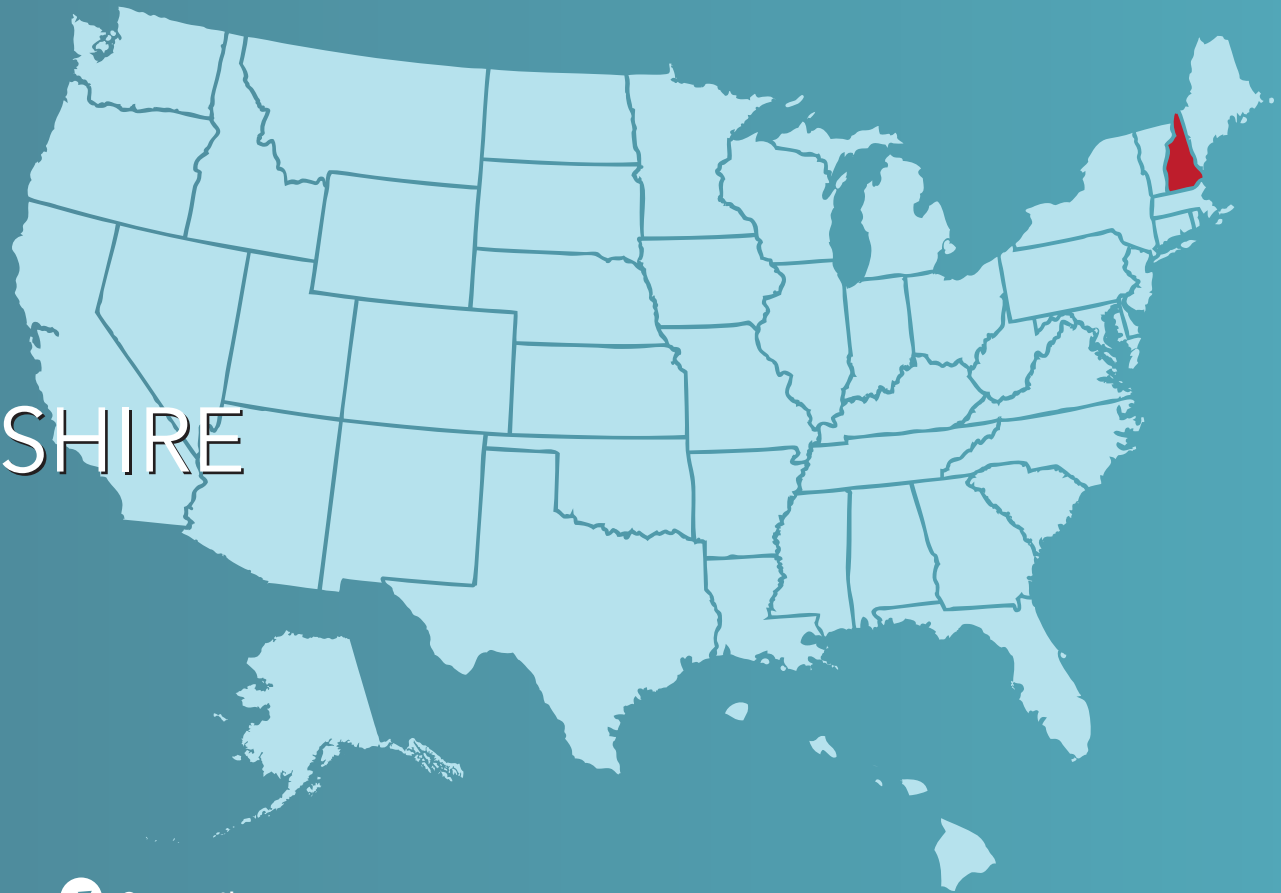




THE
AMERICAN
CONSERVATIVE
UNION
FOUNDATION

2016 RATINGS *of* NEW HAMPSHIRE



ACUConservative



@ACUConservative
#ACURatings



Conservative.org

TABLE OF CONTENTS

| | | | |
|-------------------------------|---|----------------------------------|----|
| Letter from the Chairman..... | 2 | NH Senate Vote Descriptions..... | 5 |
| ACU & ACUF Board Members..... | 3 | NH Senate Scores..... | 7 |
| Selecting the Votes | 3 | NH House Vote Descriptions..... | 9 |
| 2016 Winners & Losers | 4 | NH House Scores..... | 12 |



LETTER FROM THE CHAIRMAN

Dear Fellow Conservatives,

We are pleased to present the American Conservative Union Foundation's ratings for the 2016 meeting of the New Hampshire General Court. Like our Congressional Ratings, our State Ratings reflect how elected officials view the role of government in an individual's life. The New Hampshire legislators with the highest scores voted most consistently with the ideals articulated in the U.S. Constitution: limited and transparent government, individual rights, personal responsibility, and lasting cultural values.

In 2015, ACU Foundation was proud to make history by being the first organization to rate every single state legislature across the full spectrum of issues, helping each voter understand how his or her state ranks among the rest.

Ultimately, we are trying to help people understand what conservatism *is* and how it improves the lives of everyday Americans. Conservatism is the political philosophy that sovereignty resides in the person. We think that understanding this idea is essential if Americans are to successfully govern themselves again.

Working with our policy centers and fellows, the ACU Foundation engages in deep policy analysis to help create our annual state scorecards. We have enhanced the vote descriptions this year to show this effort more clearly.

By examining all 50 of our State Ratings, we can see which states have most effectively promoted conservative solutions and which have struggled. Our ratings also help identify legislators who have courageously fought against liberal majorities. We hope that this guide helps you learn how well, or poorly, your legislators work to preserve the values we share.

Sincerely,

Matt Schlapp
Chairman
American Conservative Union





ACU BOARD MEMBERS

| | | | |
|--|---------------------|---------------------|--------------------|
| Matt Schlapp <i>Chairman</i> | Larry Beasley | John Eddy | Mike Rose |
| Charlie Gerow <i>First Vice Chairman</i> | Kimberly Bellissimo | Luis Fortuno | Ned Ryun |
| Carolyn D. Meadows <i>Second Vice Chairman</i> | Morton C. Blackwell | Alan M. Gortleib | Peter Samuelson |
| Bob Beauprez <i>Treasurer</i> | John Bolton | Van D. Hipp, Jr. | Sabrina Schaeffer |
| Amy Frederick <i>Secretary</i> | Jose Cardenas | Dr. M. Zuhdi Jasser | Fred L. Smith, Jr. |
| Thomas Winter <i>Executive Committee Member</i> | Ron Christie | James V. Lacy | Matt Smith |
| | Muriel Coleman | Michael R. Long | Ed Yevoli |
| | Kellyanne Conway | Ed McFadden | |
| | Tom DeLay | Grover G. Norquist | |
| | Becky Norton Dunlop | Ron Robinson | |

ACU FOUNDATION BOARD MEMBERS

| | | |
|---------------------------------------|---------------------|--------------------|
| Matt Schlapp <i>Chairman</i> | Kimberly Bellissimo | Carolyn D. Meadows |
| Millie Hallow <i>Vice Chairman</i> | Jose Cardenas | Randy Neugebauer |
| Van D. Hipp, Jr. <i>Treasurer</i> | Jonathan Garthwaite | Thomas Winter |
| Amy Frederick <i>Secretary</i> | Charlie Gerow | |
| | Colin Hanna | |
| | Niger Innes | |
| | Willes Lee | |



THE
AMERICAN
CONSERVATIVE
UNION
FOUNDATION

1331 H Street NW, Suite 500
Washington, DC 20005
(202) 347-9388

SELECTING THE VOTES

ACU researched and selected a range of bills before the New Hampshire General Court that determine a member's adherence to conservative principles. We selected bills that focus on Ronald Reagan's philosophy of the "three-legged stool": 1) *fiscal and economic*: taxes, budgets, regulation, spending, healthcare, and property; 2) *social and cultural*: 2nd amendment, religion, life, welfare, and education; and 3) *government integrity*: voting, individual liberty, privacy, and transparency. This wide range of issues are designed to give citizens an accurate assessment that conveys which of New Hampshire's elected leaders best defend the principles of a free society: Life, Liberty and Property.



2016 WINNERS & LOSERS

90-100% AWARD FOR CONSERVATIVE EXCELLENCE



SENATE

AVARD
BIRDSSELL
DANIELS
FORRESTER
PRESCOTT
REAGAN
SANBORN

HOUSE

| | | | |
|--------------|------------|--------------|--------------------|
| ADAMS | FERREIRA | JONES | PRUDHOM-ME-O'BRIEN |
| ALDRICH | FRASER | KACZYNSKI | RICE, F. |
| AMMON | FRENCH, H. | KAPPLER | RICE, K. |
| AVELLANI | FROMUTH | KOLODZIEJ | RIDEOUT |
| BAILEY | GANNON | KUCH | SANBORN |
| BALDASARO | GIONET | LACHANCE | SEAWORTH |
| BATES | GORDON, R. | LEEMAN | SEIDEL |
| BEAUDOIN | GOULD | MARTIN | SIMMONS |
| BIGGIE | GRAHAM | McCARTHY, F. | SPANOS |
| BOEHM | GROEN | McGUIRE, C. | SPILLANE |
| BROWN, D. | HANNON | McGUIRE, D. | SULLIVAN, V. |
| BURT | HANSEN | McLEAN | SYLVIA |
| CHENEY | HARRIS | MOORE | THOMAS, D. |
| CHIRICHIELLO | HILL | MULLEN | TRUE |
| CHRISTIE, R. | HODGDON | MUROTOAKE | TURCOTTE, L. |
| COMEAU | HOELL | MURPHY | TWOMBLY |
| CORDELLI | HOGAN | NOTTER | ULERY |
| DEAN-BAILEY | HOPPER | OBBER, R. | VOSE |
| DeLEMUS | HOWARD | OHM | WARD, J. |
| DUARTE | HULL | OSBORNE | WEYLER |
| EASTMAN | HURT | PARISON | WUELPER |
| EDELBLUT | INGBRETSON | PITRE | ZARICKI |
| EMERICK | ITSE | POTUCEK | |
| ESTEVEZ | JOHNSON | | |

80-89% AWARD FOR CONSERVATIVE ACHIEVEMENT



SENATE

CARSON
CATALDO
MORSE

HOUSE

| | | | |
|-----------|-------------|--------------|------------|
| ABRAMSON | GAGNE | LeBECHE | PACKARD |
| ALLEN | GALLAGHER | LeBRUN | PALMER |
| BREWSTER | GREEN | LONG, D. | PELLEGRINO |
| CHASE, F. | GRIFFIN, B. | MARPLE | ROUILLARD |
| COFFEY | HORN | MARSTON | SMITH, G. |
| COOK | HUNT | McCARTHY, P. | VADNEY |
| DeSIMONE | INTRONE | McCONNELL | WEBB |
| DONOVAN | KATSAKIORES | OBER, L. | WELCH |
| DUMAIS | LAWARE | O'CONNOR | |

<= 10% COALITION OF THE RADICAL LEFT



SENATE

D'Allesandro
Feltes
Fuller Clark
Kelly
Lasky
Soucy
Woodburn

HOUSE

| | | | |
|-----------|---------------|-------------|----------------|
| Abbott | Cushing | Luneau | Shurtleff |
| Abel | Doherty | Maes | Smith, Suzanne |
| Baber | Ford | Manley | Smith, T. |
| Bartlett | Frazer | Mann | Sykes |
| Berch | French, B. | McBeath | Thomas, Y. |
| Berrien | Froburg | Myler | Townsend |
| Borden | Gordon, P. | Parkhurst | Wall |
| Brown, P. | Hansberry | Porter | Wallner |
| Burton | Harvey | Ratzki | Ward, G. |
| Cahill | Hennessey, M. | Roberts, C. | Ward, K. |
| Chase, C. | Herbert | Rogers | Weber |
| Cilley | Higgins | Rollo | Williams |
| Cloutier | Horrigan | Rosenwald | |
| Cornell | Kenison | Schmidt, P. | |
| Cote | Long, P. | Shepardson | |



NEW HAMPSHIRE SENATE VOTE DESCRIPTIONS

1. **SB 100 Heating Fuel Mandate.** This bill makes it a violation of the consumer protection act if a heating fuel company fails to deliver home heating fuel during the winter as long as a customer either pays a back bill or makes an agreement for a repayment plan with a welfare official. ACU opposes this interference with the free market with no objective standard for enforcement and opposed this bill. The Senate killed the bill on a procedural motion on January 21, 2016 by a vote of 13-10 (A “Yes” vote supported the ACU position).

2. **SB 4 Voting Requirements.** This bill requires a person to live in the state of New Hampshire for 30 days prior to voting. ACU supports reasonable restrictions to assure ballot integrity and reduce voter fraud and supported this bill. The Senate voted to pass the bill on January 21, 2016 by a vote of 12-11.

3. **SB 131 Health Insurance Regulations.** This bill allows individuals and some businesses to purchase health insurance from out of state insurance companies. ACU supports a free market in health care and supported this bill. While the Senate refused to kill the bill on a procedural vote on February 4, 2016 by a vote of 10-14, it never passed the bill (A “No” vote supported the ACU position).

4. **SB 412 Minimum Wage Increase.** This bill raises the state’s minimum wage to \$12 an hour, a 60% increase effective 60 days after the bill is signed into law. An increase in the minimum wage results in higher unemployment. High rates of unemployment hinder family prosperity, as illustrated by ACU Foundation’s Family Prosperity Index. ACU opposes these artificial wages that hurt those who need the most help in finding employment, such as students and inexperienced workers, and opposed this bill. The Senate defeated the bill on a procedural vote on February 4, 2016 by a vote of 14-10 (A “Yes” vote supported the ACU position).

5. **SB 518 Political Speech Tax.** This bill places a tax on political committees and advocacy organizations’ gross expenditures in the amount of 5%-10%, depending on the amount of money spent in a campaign. The money would fund both the enforcement of election and lobbying laws and a new “innovative civics education program fund” in the Department of Education that would award grants for “civics education.” ACU opposes what is, in effect, a tax on the First Amendment right of political speech and opposed this bill. The Senate defeated the bill on a procedural motion on February 18, 2016 by a vote of 16-7 (A “Yes” vote supported the ACU position).

6. **SB 516 Health Care Facilities Mandate.** This bill requires that all health care facilities establish a violence prevention program for their employees that includes many detailed reporting requirements and a “post-incident response system and crisis team.” ACU opposes these onerous regulations that needlessly drive up the cost of healthcare for everyone and opposed this bill. The Senate defeated the bill on a procedural vote on March 3, 2016 by a vote of 14-10 (A “Yes” vote supported the ACU position).

7. **SB 542 New Crime Law Regarding Abortion Clinics.** This bill creates a new Class A Misdemeanor crime of “interfering, intimidating or injuring” someone attempting to go to an abortion clinic. ACU opposes this redundant law, which creates new crimes that only apply to a specific place for actions that are covered by general criminal law, and opposed this bill. The Senate defeated the bill on March 3, 2016 by a vote of 12-12.

8. **SB 481 Health Care Facility Competition.** This bill replaces the Certificate of Need board that expired June 30 with a new law that requires “special permission” to locate a health facility within 15 miles of the 13 “critical access hospitals” in the state and mandates that any new in-patient facility accept Medicare and Medicaid patients and operate a 24/7 emergency department. ACU opposes these government mandates that are primarily designed to restrict competition and opposed this bill. The Senate voted to pass the bill on March 3, 2016 by a vote of 17-7.

9. **SB 416 Employer Mandate.** This bill prevents employers from “retaliating” against employees who ask for flexible working arrangements. ACU opposes this vague mandate that opens up a new avenue of litigation against employers and opposed this bill. The Senate voted to pass the bill on March 17, 2016 by a vote of 13-10.

10. **CACR 27 Spending Cap.** This resolution proposes a constitutional amendment that limits state spending to current revenues plus any surplus from the previous budget period and prohibits incurring debt to fund operating expenses. ACU supports spending caps as fiscally sound and supported this resolution. The Senate voted to pass the bill on March 24, 2016 by a vote of 23-1.

11. **SB 492 Regional Renewable Energy Program.** This bill redirects funds collected under the Northeast Regional Greenhouse Gas Initiative from rebates to ratepayers to municipal and school district energy efficiency projects. ACU opposes the regional initiative that is patterned after the failed federal cap and trade proposal and opposed this bill. The Senate voted to pass the bill on March 24, 2016 by a vote of 13-11.

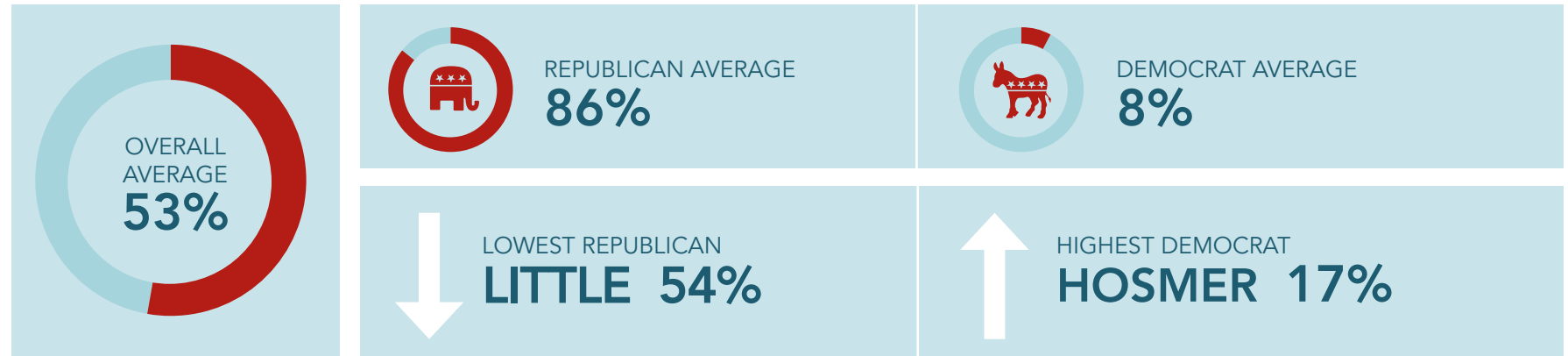


-
12. **HB 668 Business Tax Reduction.** This bill quadruples the business expense deduction against the business profits tax from \$25,000 to \$100,000. Reducing tax burdens increases economic growth, which leads to greater family prosperity, as illustrated by the ACU Foundation's Family Prosperity Index. ACU supports pro-growth tax reform and supported this bill. The Senate voted to pass the bill on March 24, 2016 by a vote of 18-6.
-
13. **HB 1696 Obamacare Extension.** This bill reauthorizes Medicaid expansion under Obamacare for an additional two years. ACU opposes expanding a program rife with waste and fraud with no reforms and opposed this bill. The Senate voted to pass the bill on March 31, 2016 by a vote of 16-8.
-
14. **HB 1116 Utility Mandate.** This bill expands the so-called net metering program by doubling the amount of electricity generated by solar powered homes the utilities have to purchase from 50 Megawatts to 100 Megawatts. ACU supports all forms of energy, opposes government favoring one form of energy over another, and opposed this bill. The Senate voted to pass the bill on April 7, 2016 by a vote of 19-4.
-
15. **HB 1247 Private Poker Games.** This bill allows people to play poker in their own home as long as it does not have the trappings of a gambling establishment, such as an admission fee or a share of the bets that are waged. ACU believes people should be able to play card games in their own home and supported this bill. The Senate voted to table, or kill, the bill on April 14, 2016 by a vote of 17-5 (A "No" vote supported the ACU position).
-
16. **HB 1231 Parental Rights.** This bill requires schools to give parents advance notice of course material that includes educational material on the subjects of drugs, alcohol, and sex. ACU supports strengthening parental rights and supported this bill. The Senate defeated a procedural motion to kill the bill on April 21, 2016 by a vote of 12-12 (A "No" vote supported the ACU position).
-
17. **HB 1266 Legalizing Firecrackers.** This bill repeals the prohibition on the sale and use of firecrackers in New Hampshire. Expanding entrepreneurship promotes economic growth, which leads to greater family prosperity, as illustrated by the ACU Foundation's Family Prosperity Index. ACU believes residents of New Hampshire should not have to buy their firecrackers in neighboring states where they are legal and supported this bill. The Senate voted to pass the bill on April 28, 2016 by a vote of 14-9.
-
18. **HB 629 Statistical Reporting of Abortions.** This bill requires the state Department of Health and Human Services to publish an annual report on all abortions performed in New Hampshire and make the report available to the public. ACU believes abortion to be a human tragedy, supports restrictions on the practice, and supported this bill. The Senate defeated the bill on May 5, 2016 by a vote of 12-12.
-
19. **HB 1252 Employer Mandate.** This bill allows an employer to pay its employees on a bi-weekly basis, without obtaining permission from the government, as is currently required. ACU believes that the decision on when an employee is paid should be made by the employer and employee, not the government, and supported this bill. The Senate defeated the bill on May 5, 2016 by a vote of 12-12.
-
20. **HB 582 Concealed Carry.** This bill repeals the license requirement to carry a concealed pistol or revolver for anyone who is not prohibited from owning a weapon. It also lengthens the time that a license is valid for those choosing to obtain a one. ACU supports the founding fathers' belief in the Second Amendment and supported this bill. The Senate voted to pass the bill on May 5, 2016 by a vote of 14-10.
-
21. **HB 512 Confiscation of Firearms.** This bill adds specific penalties for any law enforcement officer who confiscates a firearm or ammunition during a declared state of emergency. ACU supports the founding fathers' belief in the Second Amendment and supported this bill. The Senate passed the bill on May 12, 2016 by a vote of 16-8.
-
22. **SB 458 Removing the Dead from the Voting Rolls.** This bill requires the state registrar to notify the city or town clerk upon receipt of a death record and requires the removal of that person's name from the voter rolls. It also authorizes the Secretary of State to share voter information with other states. ACU supports efforts to reduce voter fraud and supported this bill. The Senate voted to pass the bill on May 19, 2016 by a vote of 14-10.
-
23. **SB 336 Concealed Carry.** This bill removes the subjective language requirement for a concealed carry license, which vaguely states that the applicant be "suitable," and replaces it with the requirement that the applicant not be prohibited from possessing a firearm under federal or state law. ACU supports the founding fathers' belief in the Second Amendment and supported this bill. The Senate voted to pass the bill on May 19, 2016 by a vote of 14-10.
-
24. **SB 324 Federal Land Acquisitions.** This bill updates and strengthens an old law that requires approval by the Governor and executive council for federal land acquisitions. The 2% cap on federal control of all land in the state will now include the White Mountain National Forest. The 5% cap on land within a municipality will be strengthened by requiring federal property to be assessed at its "highest and best value." ACU Foundation's Center for 21st Century Property Rights engages heavily on this issue, supports restrictions on the amount of land held by the federal government, and ACU supported this bill. The Senate voted to pass the bill on June 1, 2016 by a vote of 14-10.
-



NEW HAMPSHIRE SENATE SCORES

NEW HAMPSHIRE SENATE STATISTICS



NEW HAMPSHIRE SENATE VOTE DETAIL

| | Party | District | SB 100 | SB 4 | SB 131 | SB 412 | SB 518 | SB 516 | SB 542 | SB 481 | SB 416 | CACR 27 | SB 492 | HB 668 | HB 1696 | HB 1116 | HB 1247 | HB 1231 | HB 1266 | HB 629 | HB 1252 | HB 582 | HB 512 | SB 458 | SB 336 | SB 324 | ACU Votes | Votes Cast | 2016 % | 2015 % | LIFETIME AVG |
|--------------|-------|----------|--------|------|--------|--------|--------|--------|--------|--------|--------|---------|--------|--------|---------|---------|---------|---------|---------|--------|---------|--------|--------|--------|--------|--------|-----------|------------|--------|--------|--------------|
| AVARD | R | 12 | + | + | + | + | + | + | + | + | + | + | + | + | + | - | + | + | E | + | + | + | + | + | + | + | 22 | 23 | 96% | 100% | 98% |
| BIRDELL | R | 19 | + | + | + | + | + | + | + | + | + | + | + | + | + | - | + | + | + | + | + | + | + | + | + | + | 23 | 24 | 96% | 100% | 96% |
| BOUTIN | R | 16 | + | + | + | + | + | + | + | - | - | + | - | + | - | - | - | + | + | + | - | + | + | + | + | + | 17 | 24 | 71% | 83% | 74% |
| BRADLEY | R | 3 | + | + | + | + | + | + | + | - | - | + | + | + | - | - | - | + | + | + | + | + | + | + | + | + | 19 | 24 | 79% | 100% | 82% |
| CARSON | R | 14 | + | + | + | + | + | + | + | - | + | + | + | + | + | - | - | + | + | + | + | + | + | + | + | + | 21 | 24 | 88% | 92% | 78% |
| CATALDO | R | 6 | + | + | + | + | + | + | + | - | + | + | + | + | - | + | - | + | + | + | + | + | + | + | + | + | 21 | 24 | 88% | 100% | 88% |
| D'Allesandro | D | 20 | - | - | - | - | - | - | - | - | - | + | - | - | - | - | - | - | - | - | - | - | - | - | - | - | 1 | 24 | 4% | 0% | 9% |
| DANIELS | R | 11 | + | + | + | + | + | + | + | + | + | + | + | + | + | - | + | + | + | + | + | + | + | + | + | + | 23 | 24 | 96% | 100% | 96% |
| Feltes | D | 15 | - | - | - | - | - | - | - | - | - | + | - | - | - | - | - | - | + | - | - | - | - | - | - | - | 2 | 24 | 8% | 0% | 4% |
| FORRESTER | R | 2 | E | E | + | + | + | + | + | - | + | + | + | + | + | + | - | + | + | + | + | + | + | + | + | + | 20 | 22 | 91% | 100% | 93% |
| Fuller Clark | D | 21 | - | - | - | - | - | - | - | - | - | + | - | - | - | - | - | - | - | - | - | - | - | - | - | - | 1 | 24 | 4% | 0% | 5% |
| Hosmer | D | 7 | - | - | - | - | + | - | - | - | E | + | - | + | - | - | - | - | - | - | - | - | + | - | - | - | 4 | 23 | 17% | 0% | 17% |
| Kelly | D | 10 | - | - | - | - | - | - | - | - | - | + | - | - | - | - | - | - | - | - | - | - | - | - | - | - | 1 | 24 | 4% | 0% | 5% |
| Lasky | D | 13 | - | - | - | - | E | - | - | - | - | + | - | + | - | - | - | - | - | - | - | - | - | - | - | - | 2 | 23 | 9% | 0% | 10% |
| LITTLE | R | 8 | + | - | + | + | + | + | - | - | - | + | - | + | - | - | - | - | + | - | - | + | + | + | + | + | 13 | 24 | 54% | 75% | 65% |
| MORSE | R | 22 | + | + | + | + | + | + | + | - | + | + | + | + | - | + | - | + | + | + | + | + | + | + | + | + | 21 | 24 | 88% | 100% | 92% |
| Pierce | D | 5 | - | - | - | - | - | - | - | + | - | - | - | + | - | - | E | - | - | - | - | - | + | - | - | - | 3 | 23 | 13% | 0% | 8% |
| PRESCOTT | R | 23 | + | + | + | + | + | + | + | + | + | + | + | + | + | + | E | + | + | + | + | + | + | + | + | + | 23 | 23 | 100% | 100% | 92% |
| REAGAN | R | 17 | + | + | + | + | + | + | + | + | + | + | + | + | + | E | - | + | + | + | + | + | + | + | + | + | 22 | 23 | 96% | 100% | 87% |



NEW HAMPSHIRE SENATE VOTE DETAIL

| | Party | District | SB 100 | SB 4 | SB 131 | SB 412 | SB 518 | SB 516 | SB 542 | SB 481 | SB 416 | CACR 27 | SB 492 | HB 668 | HB 1696 | HB 1116 | HB 1247 | HB 1231 | HB 1266 | HB 629 | HB 1252 | HB 582 | HB 512 | SB 458 | SB 336 | SB 324 | ACU Votes | Votes Cast | 2016 % | 2015 % | LIFETIME AVG |
|----------|-------|----------|-----------|---------|-----------|-----------|-----------|-----------|-----------|-----------|-----------|------------|-----------|-----------|------------|------------|------------|------------|------------|-----------|------------|-----------|-----------|-----------|-----------|-----------|-----------|---------------|-----------|-----------|-----------------|
| SANBORN | R | 9 | + | + | + | + | + | + | + | + | + | + | + | + | + | - | + | + | + | + | + | + | + | + | + | + | 23 | 24 | 96% | 100% | 91% |
| Soucy | D | 18 | - | - | - | - | + | - | - | - | - | + | - | - | - | - | - | - | - | - | - | - | - | - | - | - | 2 | 24 | 8% | 0% | 14% |
| STILES | R | 24 | + | + | + | + | + | + | - | - | - | + | - | + | - | - | - | - | + | - | + | + | + | + | + | + | 15 | 24 | 63% | 67% | 65% |
| Watters | D | 4 | - | - | - | - | - | - | - | - | - | + | - | + | - | - | + | - | - | - | - | - | - | - | - | - | 3 | 24 | 13% | 0% | 13% |
| Woodburn | D | 1 | - | - | - | - | - | - | - | - | - | + | - | - | - | - | - | - | - | - | - | - | - | - | - | - | 1 | 24 | 4% | 0% | 13% |



NEW HAMPSHIRE HOUSE VOTE DESCRIPTIONS

1. **HB 128 Health Insurance Regulations.** This bill allows individuals and some businesses to purchase health insurance from out of state insurance companies. ACU supports a free market in health care and supported this bill. The House defeated the bill on a procedural vote on January 6, 2016 by a vote of 221-139 (A “No” vote supported the ACU position).

2. **SB 146 Homeowner Property Rights.** This bill prohibits municipalities from banning an accessory dwelling unit on a homeowner’s property and allows homeowners to add an accessory unit through a conditional use permit or special exception. ACU Foundation’s Center for 21st Century Property Rights engages heavily on this issue, supports strengthening property rights, and ACU supported this bill. The House voted to pass the bill on January 7, 2016 by a vote of 187-93.

3. **HJR 3 Planned Parenthood.** This resolution calls on the legislature, known as the General Court, to freeze funds that are allocated to abortion providers, in particular Planned Parenthood, while an investigation is conducted into possible violations of state laws related to both the collection and distribution of fetal tissue and health and safety code violations. ACU believes abortion is a human tragedy, supports restrictions on the practice, and supported this resolution. The House defeated the resolution by way of a procedural vote on January 27, 2016 by a vote of 227-100 (A “No” vote supported the ACU position).

4. **HB 1674 Food Labeling Mandate.** This bill mandates the labeling of all genetically engineered foods and agricultural commodities. ACU opposes needless regulations that drive up the cost of food to consumers and opposed this bill. The House defeated the bill on a procedural vote on February 10, 2016 by a vote of 238-122 (A “Yes” vote supported the ACU position).

5. **HB 1444 Tax Increase.** This bill imposes a 60% increase in the tax rate on property and casualty and life insurance from 1/25% to 2%. Higher tax burdens suppress economic growth, which reduces family prosperity, as illustrated by the ACU Foundation’s Family Prosperity Index. ACU opposes this tax increase that will be felt most by homeowners and small businesses and opposed this bill. The House defeated the bill on a procedural vote on February 11, 2016 by a vote of 195-114 (A “Yes” vote supported the ACU position).

6. **HB 1641 Wage Controls.** This bill requires workers on construction projects to be paid a “prevailing wage” set by the government. ACU opposes these wage control laws that set wages above the market rate and drive up the cost of projects to the taxpayer and opposed this bill. The House defeated the bill on a procedural vote on February 11, 2016 by a vote of 181-138 (A “Yes” vote supported the ACU position).

7. **HB 668 Business Tax Reduction.** This bill quadruples the business expense deduction against the business profits tax from \$25,000 to \$100,000. Reducing tax burdens increases economic growth, which increases family prosperity, as illustrated by the ACU Foundation’s Family Prosperity Index. ACU supports pro-growth tax reform and supported this bill. The House defeated a procedural motion to kill the bill on February 11, 2016 by a vote of 134-168 and the bill was later included in SB 239, which was passed by voice vote (A “No” vote supported the ACU position).

8. **HB 1282 Building Code Changes.** This bill requires all new private buildings and renovations on old private buildings to meet the stringent standards of the 2015 “International Building Code.” When entrepreneurship is suppressed, the resulting decline in economic growth leads to a reduction in family prosperity, as illustrated by the ACU Foundation’s Family Prosperity Index. ACU opposes government mandates that drive up the cost of business and have no relevance to health or safety and opposed this bill. The House defeated the bill on a procedural vote on March 9, 2016 by a vote of 306-49 (A “Yes” vote supported the ACU position).

9. **HB 1328 Abortion Restrictions.** This bill prohibits abortion after 20 weeks – 5 months – of pregnancy, with an exception to save the life of the mother. Declining birth rates ultimately hinder economic growth, which negatively affects family prosperity, as illustrated by the ACU Foundation’s Family Prosperity Index. ACU believes abortion is a human tragedy, supports restrictions on the practice, and supported this bill. The House defeated the bill on a procedural vote on March 9, 2016 by a vote of 182-144 (A “No” vote supported the ACU position).

10. **HB 1417 Public Records on Collective Bargaining.** This bill requires government agencies to keep public records on meetings with public sector unions concerning collective bargaining agreements. Currently, meetings are held in secret with no public record. ACU supports government transparency and supported this bill. The House defeated the bill on a procedural vote on March 9, 2016 by a vote of 189-135 (A “No” vote supported the ACU position).

11. **HB 1482 Voter Registration Reform.** This bill requires the Secretary of State to enter into an agreement to share voter information and data through the Interstate Voter Registration Crosscheck Program. ACU supports efforts to reduce voter fraud and supported this bill. The House voted to pass the bill on March 9, 2016 by a vote of 207-140.



-
12. **HB 1440 Solid Waste Operator Licenses.** This bill removes the Solid Waste Operator licensing requirement for volunteers and those working less than 40 hours per week who are under the direct supervision of certified personnel. ACU opposes the proliferation of license requirements that are primarily designed to reduce competition and supported this bill as common-sense reform. The House defeated the bill on a procedural vote on March 9, 2016 by a vote of 219-129 (A “No” vote supported the ACU position).
-
13. **HB 1570 Abortion Clinic Buffer Zones.** This bill repeals a 2014 state law that allows abortion clinics to create a 25 foot buffer zone around their facility. ACU supports the First Amendment right of free speech and peaceful protest at abortion clinics and supported this bill. The House voted to pass the bill on March 9, 2016 by a vote of 160-152.
-
14. **HB 1684 Taxpayer Funding of Abortion.** This bill prohibits the use of taxpayer funds and public employees or public facilities to perform abortions, with the exception to save the life of the mother. ACU believes abortion is a human tragedy, supports restrictions on the practice and supported this bill. The House defeated the bill on March 9, 2016 by a vote of 131-146.
-
15. **HB 1696 Obamacare Extension.** This bill reauthorizes Medicaid expansion under Obamacare for an additional two years. ACU opposes expanding a program rife with waste and fraud with no reforms and opposed this bill. The House voted to pass the bill on March 9, 2016 by a vote of 216-144.
-
16. **HB 1180 Broadband Subsidies.** This bill authorizes municipal bonds to fund broadband infrastructure in rural areas. ACU opposes increasing government debt for financially risky projects that interfere with the free market and that eventually leaves taxpayers on the hook and opposed this bill. The House defeated the bill by a procedural vote on March 10, 2016 by a vote of 187-142. (A “Yes” vote supported the ACU position).
-
17. **HB 1301 Homeschool Student Rights.** This bill allows parents to issue “youth employment certificates” that validates a student’s academic standing and eligibility to work. Currently, only school officials can issue these permits, leaving homeschooled students at a disadvantage. ACU supports strengthening the rights for home school students and supported this bill. The House voted to pass the bill on March 10, 2016 by a vote of 188-121.
-
18. **HB 1480 Minimum Wage.** This bill raises the minimum wage to \$9.50 per hour. An increase in the minimum wage results in higher unemployment. High rates of unemployment hinder family prosperity, as illustrated by ACU Foundation’s Family Prosperity Index. ACU opposes these artificial wages that hurt those who need the most help in finding employment, such as students and inexperienced workers, and opposed this bill. The House defeated the bill on a procedural motion on March 10, 2016 by a vote of 184-143 (A “Yes” vote supported the ACU position).
-
19. **HB 1657 “Gun-Free Zones.”** This bill creates a long list of public places where persons cannot carry a firearm, including any restaurant that serves alcohol or an entertainment venue holding more than 5,000 people, among others. ACU supports the founders’ belief in the Second Amendment and opposed this bill. The House defeated the bill on a procedural motion on March 10, 2016 by a vote of 247-55 (A “Yes” vote supported the ACU position).
-
20. **HB 1120 Charter School Teacher Requirements.** This bill increases the requirements for charter school teachers by requiring every teacher to be state certified or have three years teaching experience. Currently, 50% of the charter school teachers must meet this requirement. ACU opposes government mandates that are primarily designed to make it harder to staff charter schools and reduce school choice and opposed this bill. The House defeated the bill on a procedural motion on March 23, 2016 by a vote of 266-96 (A “Yes” vote supported the ACU position).
-
21. **SB 330 Medical Imaging Licenses.** This bill creates a new bureaucracy, the Board of Medical Imaging and Radiation Therapy, to license a number of occupations in that field, including radiologist assistants and x-ray machine operators. When entrepreneurship is suppressed, the resulting decline in economic growth leads to a reduction in family prosperity, as illustrated by the ACU Foundation’s Family Prosperity Index. ACU opposes the proliferation of licenses that are primarily designed to restrict competition and opposed this bill. The House voted to pass the bill on April 6, 2016 by a vote of 213-113.
-
22. **SB 492 Regional Renewable Energy Program.** This bill redirects funds collected under the Northeast Regional Greenhouse Gas Initiative from rebates to ratepayers to municipal and school district energy efficiency projects. ACU opposes the regional initiative that is patterned after the failed federal cap and trade proposal and opposed this bill. The House tabled, or killed, the bill on April 20, 2016 by a vote of 189-155 (A “Yes” vote supported the ACU position).
-

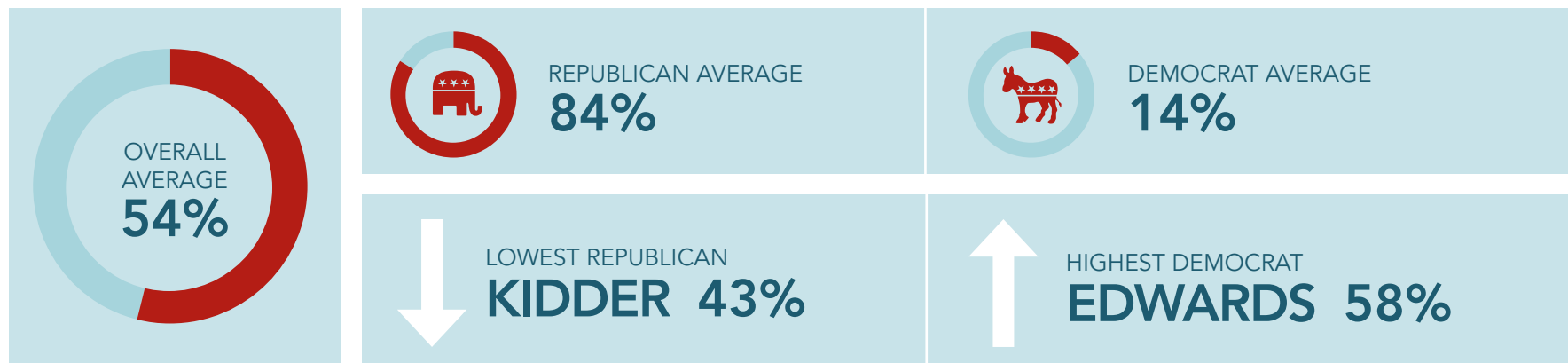


-
23. **SB 4 Voting Requirements.** This bill requires a person to live in the state of New Hampshire for 30 days prior to voting. ACU supports reasonable restrictions to assure ballot integrity and reduce voter fraud and supported this bill. The House passed the bill on May 11, 2016 by a vote of 202-144.
-
24. **CACR 27 Spending Cap.** This resolution proposes a constitutional amendment that limits state spending to current revenues plus any surplus from the previous budget period and prohibits incurring debt to fund operating expenses. ACU supports spending caps as fiscally sound and supported this resolution. The House voted to pass the resolution on May 11, 2016 by a vote of 200-139.
-
25. **SB 481 Health Care Facility Competition.** This bill replaces the Certificate of Need board that expired June 30 with a new law that requires “special permission” to locate a health facility within 15 miles of the 13 “critical access hospitals” in the state and mandates that any new in-patient facility accept Medicare and Medicaid patients and operate a 24/7 emergency department. ACU opposes these government mandates that are primarily designed to restrict competition and opposed this bill. The House voted to pass the bill on May 11, 2016 by a vote of 195-134.
-
26. **SB 336 Concealed Carry.** This bill removes the subjective language requirement for a concealed carry license, which vaguely states that the applicant be “suitable,” and replaces it with the requirement that the applicant not be prohibited from possessing a firearm under federal or state law. ACU supports the founding fathers’ belief in the Second Amendment and supported this bill. The House voted to pass the bill on May 11, 2016 by a vote of 216-132.
-
27. **SB 324 Federal Land Acquisitions.** This bill updates and strengthens an old law that requires approval by the Governor and executive council for federal land acquisitions. The 2% cap on federal control of all land in the state will now include the White Mountain National Forest. The 5% cap on land within a municipality will be strengthened by requiring federal property to be assessed at its “highest and best value.” ACU Foundation’s Center for 21st Century Property Rights engages heavily on this issue, supports restrictions on the amount of land held by the federal government, and ACU supported this bill. The House voted to pass the bill on June 1, 2016 by a vote of 190-149.
-
28. **HB 512 Confiscation of Firearms.** This bill adds specific penalties for any law enforcement officer who confiscates a firearm or ammunition during a declared state of emergency. ACU supports the founding fathers’ belief in the Second Amendment and supported this bill. The House voted to pass the bill on June 16, 2016 by a vote of 168-130 but it was vetoed by the Governor.
-
29. **HB 582 Concealed Carry.** This bill repeals the license requirement to carry a concealed pistol or revolver for anyone who is not prohibited from owning a weapon. It also lengthens the time that a license is valid for those choosing to obtain one. ACU supports the founding fathers’ belief in the Second Amendment and supported this bill. The House failed to override the Governor’s veto of the bill on June 16, 2016 by a vote of 149-117 (a two-thirds vote was required).
-
30. **HB 1266 Legalizing Firecrackers.** This bill repeals the prohibition on the sale and use of firecrackers in New Hampshire. Expanding entrepreneurship promotes economic growth, which leads to greater family prosperity, as illustrated by the ACU Foundation’s Family Prosperity Index. ACU believes residents of New Hampshire should not have to buy their firecrackers in neighboring states where they are legal and supported this bill. The House failed to override the Governor’s veto of the bill on June 16, 2016 by a vote of 131-119 (a two-thirds vote was required).
-



NEW HAMPSHIRE HOUSE SCORES

NEW HAMPSHIRE HOUSE STATISTICS



NEW HAMPSHIRE HOUSE VOTE DETAIL

| Party | | District | HB 128 | SB 146 | HR 3 | HB 1674 | HB 1444 | HB 1641 | HB 668 | HB 1282 | HB 1328 | HB 1417 | HB 1482 | HB 1440 | HB 1370 | HB 1684 | HB 1686 | HB 1180 | HB 1301 | HB 1480 | HB 1657 | HB 1120 | SB 330 | SB 492 | SB 4 | CAOR 27 | SB 481 | SB 336 | SB 324 | HB 512 | HB 582 | HB 1266 | ACU Votes | Votes Cast | 2016 % | 2015 % | LIFETIME AVG | |
|-----------|---|-----------------|--------|--------|------|---------|---------|---------|--------|---------|---------|---------|---------|---------|---------|---------|---------|---------|---------|---------|---------|---------|--------|--------|------|---------|--------|--------|--------|--------|--------|---------|-----------|------------|--------|--------|--------------|-----|
| Abbott | D | Cheshire 1 | - | + | - | - | - | - | - | - | - | - | - | - | - | - | - | - | - | - | - | + | - | - | - | - | - | - | - | - | - | - | 2 | 30 | 7% | 4% | 5% | |
| Abel | D | Grafton 13 | - | + | - | - | - | - | - | + | - | - | - | - | - | - | - | - | - | - | - | - | - | - | - | - | - | - | X | - | - | - | 2 | 29 | 7% | 4% | 6% | |
| ABRAMI | R | Rockingham 19 | - | + | - | + | + | + | + | + | + | - | + | - | + | + | + | + | + | + | + | + | + | - | - | + | + | - | + | + | + | + | + | 23 | 30 | 77% | 75% | 75% |
| ABRAMSON | R | Rockingham 20 | E | E | X | - | + | - | + | + | + | + | + | + | + | + | + | + | - | X | X | + | + | + | + | + | + | + | + | + | + | + | + | 22 | 25 | 88% | 96% | 92% |
| ADAMS | R | Hillsborough 26 | + | - | + | + | + | + | + | + | + | + | + | + | + | + | + | + | - | + | + | + | + | + | + | + | + | + | + | + | X | X | X | 25 | 27 | 93% | n/a | 93% |
| ALDRICH | R | Belknap 2 | + | + | + | + | + | + | + | + | - | + | + | + | + | + | + | + | + | + | + | + | + | + | + | + | + | + | + | + | + | + | + | 29 | 30 | 97% | 96% | 96% |
| Alicea | D | Merrimack 8 | - | + | - | + | E | E | E | + | - | - | - | - | - | - | - | - | - | - | - | - | + | - | - | E | E | E | E | - | - | - | - | 4 | 23 | 17% | 4% | 10% |
| ALLEN | R | Rockingham 15 | + | - | - | + | + | + | + | + | + | + | + | + | - | + | + | E | E | E | E | + | + | + | + | E | E | E | E | E | + | + | + | 18 | 21 | 86% | 75% | 79% |
| Almy | D | Grafton 13 | - | + | - | + | - | - | - | + | - | - | - | - | - | - | - | - | + | - | - | + | + | - | - | - | - | - | - | - | - | - | - | 6 | 30 | 20% | 0% | 9% |
| Ames | D | Cheshire 9 | - | + | - | + | + | - | + | - | - | - | - | - | - | - | - | - | - | - | - | + | + | - | - | - | - | - | - | - | - | - | - | 6 | 30 | 20% | 4% | 10% |
| AMMON | R | Hillsborough 40 | + | + | + | + | + | + | + | - | + | + | + | + | + | X | + | + | + | + | + | + | E | + | + | + | + | + | + | + | + | + | + | 27 | 28 | 96% | 96% | 96% |
| AVELLANI | R | Carroll 5 | + | + | + | + | + | + | + | + | + | + | + | + | + | + | + | + | + | + | + | + | + | + | + | + | + | + | + | + | + | + | + | 30 | 30 | 100% | 95% | 98% |
| AZARIAN | R | Rockingham 8 | - | + | - | - | + | + | + | + | X | X | + | - | X | X | - | + | + | + | + | + | + | - | + | + | + | + | + | + | - | - | - | 17 | 26 | 65% | 68% | 67% |
| Baber | D | Strafford 14 | - | + | - | - | - | - | - | + | - | - | - | - | - | - | - | - | - | - | - | - | - | - | - | - | - | - | - | - | - | - | - | 2 | 30 | 7% | 4% | 6% |
| Backus | D | Hillsborough 19 | - | + | - | + | - | - | X | + | - | - | - | - | - | - | - | - | - | - | - | + | + | - | - | X | X | X | - | - | - | - | - | 5 | 26 | 19% | 4% | 8% |
| BAILEY | R | Grafton 14 | + | E | - | + | X | X | X | + | E | E | + | + | E | E | E | + | + | + | + | + | + | + | + | + | - | + | + | + | + | + | 19 | 21 | 90% | 56% | 73% | |
| BALCOM | R | Hillsborough 21 | + | + | - | + | + | + | + | + | - | - | + | - | + | + | - | + | + | + | + | + | + | - | + | + | + | - | + | + | + | + | + | 23 | 30 | 77% | 71% | 74% |
| BALDASARO | R | Rockingham 5 | + | E | + | + | + | + | + | X | + | + | X | X | + | + | + | + | + | + | + | + | + | + | + | + | + | + | + | E | + | + | X | 24 | 24 | 100% | 100% | 97% |
| BARNES | R | Rockingham 8 | + | - | - | - | + | + | - | + | - | - | + | - | X | + | - | + | + | + | + | + | + | - | + | + | + | + | + | + | + | - | - | 18 | 29 | 62% | 71% | 66% |



NEW HAMPSHIRE HOUSE VOTE DETAIL

| Party District | | | HB 1228 | SB 146 | HR 3 | HB 1674 | HB 1444 | HB 1641 | HB 668 | HB 1282 | HB 1328 | HB 1417 | HB 1482 | HB 1440 | HB 1570 | HB 1684 | HB 686 | HB 1180 | HB 1301 | HB 1480 | HB 1657 | HB 1120 | SB 330 | SB 492 | SB 4 | CACR 27 | SB 481 | SB 336 | SB 324 | HB 512 | HB 582 | HB 1286 | ACU Votes | Votes Cast | 2016 % | 2015 % | LIFETIME AVG | | |
|----------------|---|-----------------|---------|--------|------|---------|---------|---------|--------|---------|---------|---------|---------|---------|---------|---------|--------|---------|---------|---------|---------|---------|--------|--------|------|---------|--------|--------|--------|--------|--------|---------|-----------|------------|--------|--------|--------------|-----|-----|
| Baroody | D | Hillsborough 43 | - | + | - | + | - | X | - | + | - | - | X | - | X | X | - | - | X | - | + | - | X | - | - | - | - | - | + | - | - | - | - | 5 | 24 | 21% | n/a | 21% | |
| BARRY† | D | Hillsborough 21 | X | X | X | X | X | X | X | X | X | X | X | X | X | X | X | X | X | X | X | X | X | X | X | X | X | X | X | - | X | X | X | 0 | 1 | n/a | n/a | n/a | |
| Bartlett | D | Merrimack 19 | - | + | E | - | - | - | - | + | - | - | - | - | - | - | - | - | - | - | - | - | + | - | - | - | - | - | - | - | - | - | 3 | 29 | 10% | 4% | 7% | | |
| BATES | R | Rockingham 7 | + | + | + | + | + | + | + | + | + | + | + | + | + | + | + | + | + | + | + | + | + | + | + | - | + | + | + | + | + | + | + | 29 | 30 | 97% | 92% | 94% | |
| BEAUDOIN | R | Strafford 9 | E | - | + | + | + | + | + | + | X | X | + | + | X | X | + | + | X | + | + | E | X | + | + | + | + | + | + | + | + | + | + | 21 | 22 | 95% | 100% | 96% | |
| Beaulieu | D | Hillsborough 45 | - | - | - | + | + | - | - | - | - | - | - | - | - | - | - | X | X | X | + | + | - | - | E | E | E | E | - | E | E | E | E | 4 | 20 | 20% | 12% | 11% | |
| BELANGER, J. | R | Hillsborough 27 | - | + | - | + | + | + | + | + | - | + | + | - | + | - | - | + | + | + | + | + | + | E | + | + | + | + | + | + | + | + | + | 23 | 29 | 79% | 75% | 80% | |
| BELANGER, R.† | R | Rockingham 8 | - | E | - | + | E | E | E | + | E | E | + | - | E | E | E | E | E | E | E | E | E | E | + | E | E | E | E | + | E | E | E | 5 | 8 | n/a | 73% | 64% | |
| Bennett† | D | Grafton 8 | E | E | X | - | - | - | - | + | E | E | X | - | E | E | - | E | E | E | E | E | X | - | - | - | - | E | - | - | X | X | X | 1 | 13 | n/a | 9% | 9% | |
| Berch | D | Cheshire 1 | - | + | - | + | - | - | - | + | - | - | - | - | - | - | - | - | - | - | - | - | - | - | - | - | - | - | - | - | - | - | - | 3 | 30 | 10% | 4% | 7% | |
| Berrien | D | Rockingham 18 | - | + | - | - | - | - | - | - | - | - | - | - | - | - | - | - | - | - | - | - | - | - | - | - | - | - | - | - | - | - | - | 1 | 30 | 3% | 4% | 4% | |
| Berube | D | Strafford 18 | - | E | + | X | - | - | - | + | E | E | - | - | E | E | - | + | - | - | E | - | - | - | + | - | - | - | - | - | - | E | E | 4 | 21 | 19% | 31% | 25% | |
| BICKFORD | R | Strafford 3 | - | - | - | + | + | + | + | + | - | - | + | + | X | - | - | + | + | + | - | + | - | + | - | + | + | - | + | + | + | E | E | E | 15 | 26 | 58% | 65% | 65% |
| BIGGIE | R | Hillsborough 23 | - | + | - | + | + | + | + | + | + | + | + | - | + | + | + | + | + | + | + | + | + | + | + | + | + | + | + | + | + | + | + | 27 | 30 | 90% | 79% | 85% | |
| Bixby | D | Strafford 17 | - | + | - | - | - | - | + | + | - | - | - | - | - | - | - | - | - | - | + | - | - | - | - | - | - | - | - | - | - | E | E | 4 | 28 | 14% | 0% | 7% | |
| BOEHM | R | Hillsborough 20 | + | - | + | + | + | + | + | + | + | + | + | + | + | + | + | + | + | + | + | + | + | + | + | + | + | + | + | + | + | + | + | 29 | 30 | 97% | 96% | 95% | |
| Booras† | D | Hillsborough 33 | - | E | E | - | - | - | - | E | E | E | E | E | E | E | - | E | E | E | E | E | - | - | - | - | - | - | - | - | E | E | E | 0 | 14 | n/a | n/a | n/a | |
| Borden | D | Rockingham 24 | - | + | - | - | - | - | - | + | - | - | - | - | - | - | - | - | - | - | X | - | - | - | - | - | - | - | - | - | - | - | - | 2 | 29 | 7% | 9% | 8% | |
| Bordenet | D | Cheshire 5 | - | + | - | + | + | - | - | - | - | - | - | - | - | - | - | - | - | - | - | - | + | - | - | - | - | - | - | - | - | - | - | 4 | 30 | 13% | 17% | 15% | |
| Bouldin† | D | Hillsborough 12 | + | E | E | E | E | E | E | + | X | X | X | + | X | X | - | X | X | X | + | + | + | X | - | + | + | + | + | X | X | X | 10 | 12 | n/a | 79% | 79% | | |
| Bradley | D | Merrimack 18 | - | + | - | + | + | - | - | + | - | - | - | - | - | X | - | - | - | - | E | - | - | - | - | - | - | - | - | - | E | E | 4 | 26 | 15% | 9% | 12% | | |
| BREWSTER | R | Merrimack 21 | + | - | X | + | + | + | + | X | + | + | + | + | - | + | + | + | + | - | X | + | + | + | + | + | + | + | + | + | + | + | + | 24 | 27 | 89% | 96% | 92% | |
| BRIDGE† | R | Sullivan 6 | E | E | E | E | E | E | E | E | E | E | E | E | E | E | E | E | E | E | E | E | E | E | E | E | E | E | E | E | E | E | E | 0 | 0 | n/a | 86% | 86% | |
| Brown, C.† | D | Grafton 12 | - | + | E | E | E | E | E | E | E | E | E | E | E | E | E | E | E | E | E | E | E | E | E | E | E | E | E | E | E | E | E | 1 | 2 | n/a | 5% | 5% | |
| BROWN, D. | R | Grafton 16 | + | E | + | + | E | E | E | + | + | + | + | + | + | + | + | + | + | + | + | + | + | + | + | + | + | + | + | + | + | + | + | 23 | 23 | 100% | 95% | 98% | |
| Brown, P. | D | Hillsborough 31 | - | + | - | - | X | - | X | X | - | - | - | - | X | - | - | - | - | - | - | - | - | - | E | - | - | - | - | - | E | E | E | 1 | 22 | 5% | 9% | 7% | |
| Brown, R.† | D | Grafton 2 | - | E | E | - | E | E | E | + | - | - | - | - | - | - | - | E | E | E | E | + | E | - | E | E | E | E | E | E | E | E | E | 2 | 12 | n/a | n/a | n/a | |
| Buco | D | Carroll 2 | - | + | - | + | - | - | - | + | + | - | - | - | - | - | - | X | - | - | + | - | - | - | - | - | - | - | - | - | - | - | - | 5 | 29 | 17% | 9% | 14% | |
| BURT | R | Hillsborough 39 | + | + | + | + | + | + | + | + | + | + | + | + | + | + | + | + | + | + | + | + | + | + | + | + | + | + | + | + | + | + | + | 30 | 30 | 100% | 100% | 98% | |
| Burton | D | Strafford 6 | - | + | - | - | - | - | - | + | - | - | - | - | - | - | - | - | - | - | - | - | - | - | - | - | - | - | - | - | - | - | - | 2 | 30 | 7% | 0% | 3% | |
| BUSH† | R | Rockingham 31 | + | - | + | E | E | E | E | X | + | + | + | - | + | + | + | + | + | + | + | + | + | E | E | E | E | E | E | E | + | + | + | 17 | 19 | n/a | n/a | n/a | |
| Butler | D | Carroll 7 | - | E | - | - | - | - | - | + | - | - | - | + | - | E | - | - | - | - | + | - | - | - | - | - | - | - | - | - | - | - | - | 3 | 28 | 11% | 9% | 11% | |
| BYRON | R | Hillsborough 20 | + | - | - | + | + | + | + | - | - | - | + | + | + | + | + | + | + | + | - | + | - | + | + | + | + | + | + | + | + | + | + | 23 | 30 | 77% | 79% | 81% | |
| Cahill | D | Rockingham 17 | - | + | - | - | - | - | - | - | - | - | - | + | - | - | - | - | - | - | - | - | - | - | - | - | - | - | - | - | - | - | - | 2 | 30 | 7% | 0% | 4% | |
| Cali-Pitts | D | Rockingham 30 | - | + | - | - | - | - | - | + | - | + | - | - | - | - | - | + | + | - | E | - | - | + | - | - | - | - | - | - | - | - | - | 6 | 29 | 21% | 4% | 8% | |
| CARDON | R | Rockingham 6 | - | X | - | + | + | + | - | + | - | - | + | - | - | - | - | + | - | + | + | + | + | - | - | + | + | - | + | + | + | + | + | 16 | 29 | 55% | 57% | 56% | |



NEW HAMPSHIRE HOUSE VOTE DETAIL

| | | | HB 128 | SB 146 | HR 3 | HB 1674 | HB 1444 | HB 1641 | HB 668 | HB 1282 | HB 1328 | HB 1417 | HB 1482 | HB 1440 | HB 1570 | HB 1684 | HB 1686 | HB 1180 | HB 1301 | HB 1480 | HB 1657 | HB 1120 | SB 330 | SB 492 | SB 4 | CMC 27 | SB 481 | SB 336 | SB 324 | HB 512 | HB 582 | HB 1286 | ACU Votes | Votes Cast | 2016 % | 2015 % | LIFETIME AVG | |
|--------------|----------|-----------------|--------|--------|------|---------|---------|---------|--------|---------|---------|---------|---------|---------|---------|---------|---------|---------|---------|---------|---------|---------|--------|--------|------|--------|--------|--------|--------|--------|--------|---------|-----------|------------|--------|--------|--------------|------|
| Party | District | | - | + | - | - | - | - | - | + | E | E | - | - | E | E | - | - | - | - | - | + | - | - | - | - | - | - | - | - | - | - | - | 3 | 26 | 12% | 10% | 9% |
| Carson, C. | D | Merrimack 7 | - | - | - | + | + | + | + | + | + | - | X | - | + | - | - | + | + | + | E | + | - | - | + | + | + | + | + | + | + | + | + | 19 | 28 | 68% | 70% | 76% |
| CHANDLER | R | Carroll 1 | - | E | - | - | - | - | - | + | - | - | - | - | - | X | - | - | - | - | X | - | X | - | - | - | E | - | - | - | E | E | 1 | 23 | 4% | 9% | 7% | |
| Chase, C. | D | Cheshire 8 | - | + | E | + | + | + | + | + | - | - | + | + | + | + | - | + | + | + | + | + | X | X | + | + | + | + | E | E | E | E | 19 | 23 | 83% | 63% | 73% | |
| CHASE, F. | R | Rockingham 20 | + | - | + | + | + | + | + | + | + | + | + | + | + | + | E | + | + | + | - | + | - | + | + | + | + | + | + | + | + | + | + | 26 | 29 | 90% | 86% | 88% |
| CHENEY | R | Strafford 17 | + | E | - | + | + | + | + | + | + | + | + | + | + | X | X | + | + | + | + | + | E | + | + | + | + | + | + | + | + | + | + | 24 | 25 | 96% | 78% | 84% |
| CHIRICHELLO | R | Rockingham 6 | + | - | - | + | + | + | + | + | - | - | + | - | + | - | - | X | + | + | + | + | - | + | + | + | X | + | + | + | + | X | + | 19 | 27 | 70% | 55% | 63% |
| CHRISTENSEN | R | Hillsborough 21 | X | X | - | + | + | - | - | - | + | - | - | - | - | X | - | + | X | + | + | + | - | + | + | + | - | + | + | + | X | X | X | 12 | 23 | 52% | 73% | 58% |
| CHRISTIANSEN | R | Hillsborough 37 | - | + | X | + | + | + | + | + | - | - | + | - | X | - | - | + | X | + | + | + | - | E | + | + | - | + | + | + | + | + | + | 18 | 26 | 69% | 64% | 66% |
| CHRISTIE, A. | R | Rockingham 37 | + | - | + | + | + | + | + | + | + | + | + | + | + | + | + | + | + | + | + | + | + | + | + | + | + | + | + | X | X | X | 26 | 27 | 96% | 95% | 96% | |
| CHRISTIE, R. | R | Hillsborough 6 | - | X | - | - | X | - | X | - | - | - | - | - | - | - | - | - | - | + | - | X | - | - | + | - | - | - | - | - | - | X | X | 2 | 24 | 8% | 15% | 12% |
| Cilley | D | Strafford 4 | - | + | - | - | - | - | - | + | - | - | - | - | - | - | - | - | - | - | - | + | - | - | - | - | - | - | - | - | - | - | - | 3 | 30 | 10% | 4% | 7% |
| Cloutier | D | Sullivan 10 | + | + | + | + | + | + | + | + | + | - | + | - | + | + | + | - | + | + | + | + | + | + | + | + | + | - | + | E | E | E | E | 22 | 26 | 85% | 94% | 83% |
| COFFEY | R | Hillsborough 25 | - | + | - | + | - | - | - | + | - | - | - | - | - | - | - | - | - | - | - | + | + | - | - | - | - | - | - | - | - | - | - | 5 | 30 | 17% | 26% | 21% |
| Cohen | D | Hillsborough 30 | + | + | + | + | + | + | + | + | + | + | + | + | + | + | + | + | X | + | + | + | + | + | + | + | + | + | + | + | + | + | + | 29 | 29 | 100% | 96% | 98% |
| COMEAU | R | Carroll 5 | X | X | E | E | E | E | E | E | E | E | E | E | E | E | E | E | E | E | E | E | E | E | E | E | E | E | E | E | E | E | E | 0 | 0 | n/a | n/a | 93% |
| COMTOIS† | R | Belknap 7 | + | + | - | - | - | - | - | + | - | - | - | - | - | - | - | - | - | - | - | - | - | - | - | - | - | - | + | - | - | + | - | 5 | 30 | 17% | 8% | 13% |
| Converse | D | Sullivan 4 | + | - | + | - | + | + | + | + | + | + | + | + | - | X | + | + | + | + | + | + | + | E | + | + | + | + | + | + | + | + | + | 25 | 28 | 89% | 91% | 90% |
| COOK | R | Rockingham 11 | - | + | - | + | - | - | - | - | - | - | - | - | - | - | - | - | - | - | - | + | - | - | - | - | - | - | - | X | E | E | 3 | 27 | 11% | 8% | 9% | |
| Cooney | D | Grafton 8 | + | - | + | + | + | + | + | + | + | + | + | + | + | + | + | + | + | + | + | + | + | + | + | + | + | + | + | + | + | + | + | 29 | 30 | 97% | 96% | 94% |
| CORDELLI | R | Carroll 4 | - | E | - | - | - | - | - | + | - | - | - | - | - | - | - | - | - | - | - | - | E | - | - | - | - | - | E | - | - | - | 3 | 29 | 10% | 0% | 5% | |
| Cornell | D | Hillsborough 18 | - | + | - | - | - | - | - | + | - | - | - | - | - | - | - | - | - | - | - | - | - | - | - | - | - | - | - | - | - | - | - | 1 | 28 | 4% | 5% | 5% |
| Cote | D | Hillsborough 31 | - | E | - | E | E | E | E | + | - | - | + | - | - | X | - | + | - | + | E | + | - | + | + | + | - | + | + | E | E | E | 10 | 20 | 50% | n/a | 58% | |
| CRAWFORD | R | Carroll 4 | - | + | - | - | - | - | - | - | - | - | - | - | - | - | - | - | - | - | - | + | - | - | - | - | - | - | - | - | - | - | - | 2 | 30 | 7% | 8% | 7% |
| Cushing | D | Rockingham 21 | - | - | - | + | + | + | + | + | + | - | + | + | + | + | - | - | + | + | + | + | + | + | + | + | - | + | + | + | + | + | + | 22 | 30 | 73% | 70% | 72% |
| DANIELSON | R | Hillsborough 7 | + | - | - | - | + | + | + | + | - | - | + | - | - | + | - | + | + | + | + | + | + | + | + | + | + | + | + | + | + | + | + | 21 | 30 | 70% | 75% | 73% |
| DARROW | R | Grafton 17 | + | + | - | + | E | E | E | + | + | + | + | + | + | + | + | + | X | + | + | + | + | + | + | + | + | + | + | + | + | + | + | 25 | 26 | 96% | n/a | 96% |
| DEAN-BAILEY | R | Rockingham 32 | + | + | + | + | + | + | + | + | X | E | E | E | E | E | + | E | E | E | E | + | + | + | + | + | + | + | + | + | + | + | + | 20 | 20 | 100% | n/a | 100% |
| DeLEMUS | R | Strafford 11 | - | + | X | + | - | - | - | - | - | - | - | - | - | - | - | - | - | - | - | + | - | - | E | - | - | - | - | X | X | X | X | 3 | 24 | 13% | 13% | 13% |
| Deloge | D | Merrimack 16 | - | E | E | + | + | + | + | + | X | X | + | - | X | X | - | + | + | + | + | + | + | E | E | E | E | + | + | + | + | + | + | 17 | 20 | 85% | 76% | 77% |
| DeSIMONE | R | Rockingham 14 | - | + | - | + | + | + | + | + | + | + | + | - | - | + | - | + | + | + | + | + | - | + | + | + | - | + | + | + | + | + | + | 23 | 30 | 77% | 63% | 70% |
| DEVINE | R | Rockingham 4 | - | + | - | - | E | E | E | + | - | - | - | - | - | - | - | - | - | - | - | + | E | - | - | - | - | - | - | - | - | - | 3 | 26 | 12% | 4% | 8% | |
| DiFranco | D | Rockingham 27 | E | + | X | - | - | - | - | + | - | - | - | - | - | - | - | - | + | - | - | + | - | E | - | - | - | - | - | - | - | - | 4 | 27 | 15% | 0% | 7% | |
| DiSesa | D | Strafford 16 | - | E | - | + | - | - | - | + | E | E | - | - | E | E | E | - | - | - | E | - | - | - | - | - | - | - | + | - | - | - | - | 3 | 23 | 13% | 9% | 10% |
| DiSilvestro | D | Hillsborough 9 | - | + | - | - | - | - | - | + | - | - | - | - | - | - | - | - | - | - | - | - | - | - | - | - | - | - | - | - | - | - | 2 | 30 | 7% | 4% | 5% | |
| Doherty | D | Merrimack 20 | + | E | E | + | E | E | E | + | + | + | + | - | - | + | + | - | - | + | + | + | X | X | + | + | + | + | + | + | X | X | X | 16 | 20 | 80% | 90% | 85% |



NEW HAMPSHIRE HOUSE VOTE DETAIL

| Party | | District | HB 128 | SB 146 | HR 3 | HB 1674 | HB 1444 | HB 1641 | HB 668 | HB 1282 | HB 1328 | HB 1417 | HB 1482 | HB 1440 | HB 1570 | HB 1684 | HB 686 | HB 1180 | HB 1301 | HB 1480 | HB 1657 | HB 1120 | SB 330 | SB 492 | SB 4 | CMC 27 | SB 481 | SB 336 | SB 324 | HB 512 | HB 582 | HB 1286 | ACU Votes | Votes Cast | 2016 % | 2015 % | LIFETIME AVG | | |
|------------|---|-----------------|--------|--------|------|---------|---------|---------|--------|---------|---------|---------|---------|---------|---------|---------|--------|---------|---------|---------|---------|---------|--------|--------|------|--------|--------|--------|--------|--------|--------|---------|-----------|------------|--------|--------|--------------|------|-----|
| DOUCETTE† | R | Rockingham 8 | X | E | - | + | + | + | + | + | X | X | + | X | X | X | - | + | + | X | + | E | - | + | + | + | X | + | + | X | E | E | E | 13 | 16 | n/a | 52% | 52% | |
| DUARTE | R | Rockingham 2 | + | X | + | + | E | E | E | + | + | + | E | E | + | + | + | - | + | + | + | + | + | + | + | + | + | + | + | + | + | + | X | 22 | 23 | 96% | 91% | 93% | |
| DUMAIS | R | Belknap 2 | + | - | E | + | + | + | + | + | + | + | + | + | + | X | + | + | + | + | - | + | - | + | + | + | + | + | + | + | + | + | X | 24 | 27 | 89% | 95% | 92% | |
| EASTMAN | R | Hillsborough 28 | + | + | + | + | + | X | X | + | + | + | + | + | + | + | + | + | + | + | + | + | + | + | + | + | X | + | + | + | + | X | + | 26 | 26 | 100% | 100% | 100% | |
| Eaton | D | Cheshire 3 | - | + | - | + | - | - | - | + | - | - | - | - | - | - | - | + | - | - | E | - | - | - | - | - | - | - | - | - | - | + | 5 | 29 | 17% | 5% | 10% | | |
| Ebel | D | Merrimack 5 | - | - | - | - | + | - | - | + | - | - | - | - | - | - | - | - | + | - | - | + | - | - | - | - | - | - | - | - | E | E | E | 4 | 27 | 15% | 13% | 14% | |
| EDELBLUT | R | Hillsborough 38 | + | + | + | - | + | + | + | + | + | + | + | + | + | + | + | + | + | + | + | + | X | + | + | + | + | + | + | + | + | + | + | + | 28 | 29 | 97% | 84% | 90% |
| Edgar† | D | Rockingham 21 | X | X | X | X | X | X | X | X | X | X | X | X | X | X | X | X | X | X | X | + | - | - | - | - | - | - | - | - | - | - | - | 1 | 11 | n/a | n/a | n/a | |
| Edwards | D | Hillsborough 11 | + | + | - | + | - | X | - | + | - | + | - | + | + | X | - | X | + | X | - | + | + | E | - | X | + | + | - | - | + | + | + | 14 | 24 | 58% | 57% | 58% | |
| ELLIOTT | R | Rockingham 8 | - | + | - | - | + | + | + | + | - | - | + | - | - | - | - | + | + | + | E | + | - | - | + | + | - | - | + | + | - | + | + | 15 | 29 | 52% | 71% | 58% | |
| EMERICK | R | Rockingham 21 | + | - | - | + | + | + | + | + | + | + | + | + | + | + | + | + | + | + | + | + | + | + | + | + | + | + | + | + | + | + | + | 28 | 30 | 93% | 96% | 94% | |
| EMERSON† | R | Cheshire 11 | E | E | E | E | E | E | E | E | E | E | E | E | E | E | E | E | E | E | E | + | - | + | + | + | - | + | + | E | E | E | 6 | 8 | n/a | 55% | 55% | | |
| ESTEVEZ | R | Hillsborough 37 | + | + | - | + | + | + | + | + | - | + | + | + | + | E | + | + | + | X | + | + | + | + | + | + | + | + | + | + | + | E | E | 24 | 26 | 92% | 91% | 92% | |
| FERRANTE | R | Rockingham 6 | - | E | - | - | + | + | + | - | - | + | + | - | + | - | + | + | + | + | + | + | + | - | + | + | + | + | + | + | - | + | + | 20 | 29 | 69% | 65% | 71% | |
| FERREIRA | R | Hillsborough 28 | + | + | + | + | + | + | + | + | + | + | + | + | + | + | + | + | + | + | + | + | + | + | + | + | + | + | + | + | + | + | + | 30 | 30 | 100% | 96% | 98% | |
| FESH† | R | Rockingham 6 | - | + | + | + | + | + | - | E | E | E | E | E | E | E | E | E | E | E | E | E | + | - | + | + | + | - | + | + | + | + | - | 13 | 18 | n/a | 75% | 75% | |
| FIELDS | R | Belknap 4 | - | - | - | + | + | + | + | + | - | - | + | - | + | + | - | + | + | + | + | + | + | - | + | + | + | - | + | + | - | - | + | 19 | 30 | 63% | 63% | 66% | |
| FISHER† | R | Belknap 9 | + | E | E | E | E | E | E | + | - | + | - | + | + | X | + | X | X | X | X | X | + | + | E | + | + | + | + | E | X | X | X | 12 | 14 | n/a | n/a | n/a | |
| FLANAGAN | R | Hillsborough 26 | - | E | X | - | E | + | E | + | - | - | + | - | + | E | - | + | + | + | X | + | - | + | + | + | - | + | + | E | E | E | 13 | 21 | 62% | n/a | 70% | | |
| FLANDERS | R | Belknap 3 | - | - | - | + | + | + | + | + | - | - | + | - | - | - | - | + | + | + | + | + | - | + | + | + | - | - | + | E | E | E | 15 | 27 | 56% | n/a | 69% | | |
| Ford | D | Grafton 3 | - | X | - | - | - | - | - | - | - | - | - | - | - | - | - | - | - | - | + | - | - | - | - | - | - | - | - | - | - | - | - | 1 | 29 | 3% | 4% | 5% | |
| Forest† | D | Hillsborough 18 | - | - | - | E | E | E | E | + | - | - | - | - | - | - | - | E | E | E | E | - | X | - | X | X | X | X | X | - | - | - | 1 | 16 | n/a | 24% | 24% | | |
| FOTHERGILL | R | Coos 1 | - | - | - | + | + | + | + | + | + | + | + | - | + | + | - | - | + | - | + | + | - | - | + | + | - | + | + | - | - | X | 17 | 29 | 59% | 73% | 66% | | |
| Francese | D | Rockingham 18 | - | + | - | + | - | - | - | + | - | + | + | + | + | + | + | + | + | + | + | + | + | + | + | + | + | + | + | - | - | X | 4 | 29 | 14% | 5% | 9% | | |
| FRASER | R | Belknap 1 | - | - | + | - | + | + | + | + | + | + | + | + | + | + | + | + | + | + | + | + | + | + | + | + | + | + | + | + | + | + | + | 27 | 30 | 90% | 83% | 87% | |
| Frazer | D | Merrimack 13 | - | + | - | - | X | - | X | + | - | - | - | - | - | - | - | - | - | - | - | - | - | - | - | - | - | - | - | - | - | - | 2 | 28 | 7% | 0% | 5% | | |
| Freitas | D | Hillsborough 14 | - | + | - | + | - | - | - | + | - | - | - | - | - | - | - | + | - | - | + | + | - | - | - | - | - | - | - | - | - | - | 6 | 30 | 20% | 8% | 14% | | |
| French, B. | D | Merrimack 6 | - | E | - | - | X | - | X | + | E | E | - | - | E | E | - | - | - | - | + | - | - | - | - | - | - | - | - | - | - | - | 2 | 23 | 9% | 0% | 5% | | |
| FRENCH, H. | R | Merrimack 2 | - | + | + | + | + | + | X | + | + | + | - | + | + | + | + | + | + | + | + | + | + | + | + | + | X | + | + | + | + | + | X | 25 | 27 | 93% | 91% | 92% | |
| FRIEL† | R | Rockingham 14 | - | E | - | + | E | E | E | + | - | + | + | - | + | X | - | E | E | E | + | - | E | + | + | E | E | + | + | + | + | + | X | 12 | 18 | n/a | n/a | n/a | |
| Froburg | D | Coos 3 | - | E | - | - | E | E | E | + | - | - | - | - | - | - | - | - | - | - | E | + | - | - | - | - | - | - | - | - | - | - | - | 2 | 25 | 8% | 0% | 4% | |
| FROMUTH | R | Hillsborough 7 | E | E | + | - | + | + | + | + | + | + | + | + | + | X | + | + | + | + | E | E | + | + | + | + | + | + | + | + | X | X | 22 | 23 | 96% | 91% | 93% | | |
| GAGNE | R | Hillsborough 13 | - | - | + | + | + | + | + | + | + | - | + | - | + | + | + | + | + | + | + | + | - | + | + | + | + | + | + | + | E | E | E | 22 | 27 | 81% | 75% | 83% | |
| Gagnon | D | Sullivan 5 | - | + | - | + | - | - | + | - | + | - | - | - | - | X | - | + | - | - | - | - | - | - | - | - | - | - | - | - | - | - | 5 | 29 | 17% | 17% | 11% | | |
| GALLAGHER | R | Belknap 4 | + | + | + | - | + | + | + | + | + | + | + | - | + | + | + | + | + | + | + | + | + | + | + | + | - | + | + | + | + | - | 26 | 30 | 87% | 87% | 87% | | |
| GANNON | R | Rockingham 4 | + | E | + | + | + | + | + | + | + | + | + | + | + | + | + | + | + | + | + | + | + | + | + | + | + | + | + | + | + | + | + | 29 | 29 | 100% | 100% | 100% | |



NEW HAMPSHIRE HOUSE VOTE DETAIL

| | | | HB 128 | SB 146 | HR 3 | HB 1674 | HB 1444 | HB 1641 | HB 668 | HB 1282 | HB 1328 | HB 1417 | HB 1482 | HB 1440 | HB 1570 | HB 1684 | HB 1686 | HB 1180 | HB 1301 | HB 1480 | HB 1657 | HB 1120 | SB 330 | SB 492 | SB 4 | CMC 27 | SB 481 | SB 336 | SB 324 | HB 512 | HB 582 | HB 1286 | ACU Votes | Votes Cast | 2016 % | 2015 % | LIFETIME AVG | | |
|---------------|----------|-----------------|--------|--------|------|---------|---------|---------|--------|---------|---------|---------|---------|---------|---------|---------|---------|---------|---------|---------|---------|---------|--------|--------|------|--------|--------|--------|--------|--------|--------|---------|-----------|------------|--------|--------|--------------|------|-----|
| Party | District | | | | | | | | | | | | | | | | | | | | | | | | | | | | | | | | | | | | | | |
| Gardner† | D | Strafford 15 | - | E | - | E | E | E | E | + | - | - | - | X | - | X | - | E | E | E | E | - | - | - | E | E | E | E | E | - | - | X | X | 1 | 13 | n/a | n/a | 9% | |
| GARGASZ† | R | Hillsborough 27 | X | + | E | E | E | E | E | X | E | E | X | - | E | E | - | E | E | E | E | + | - | - | X | + | - | + | X | + | X | + | 6 | 11 | n/a | n/a | 21% | | |
| Gidge | D | Hillsborough 33 | - | + | - | + | - | - | + | + | - | - | - | - | + | - | - | + | X | X | + | E | - | - | - | - | - | + | + | - | - | - | 9 | 27 | 33% | 9% | 19% | | |
| Gile | D | Merrimack 27 | - | + | - | - | E | - | E | + | E | E | - | - | E | E | - | - | - | - | + | - | - | - | - | - | - | - | - | X | X | 3 | 22 | 14% | 0% | 7% | | | |
| GIONET | R | Grafton 5 | + | + | X | + | + | + | + | + | + | + | + | + | - | + | + | + | + | + | + | + | + | + | + | + | + | - | + | + | + | + | + | 27 | 29 | 93% | 71% | 81% | |
| Goley | D | Hillsborough 8 | - | + | - | - | - | - | - | - | - | - | - | X | - | - | - | + | - | - | + | - | - | - | X | - | - | - | - | + | + | - | 5 | 28 | 18% | 0% | 8% | | |
| GONZALEZ† | R | Hillsborough 45 | X | + | X | X | X | X | X | X | + | + | X | X | + | E | - | X | X | X | E | X | E | X | X | + | + | - | X | X | + | + | - | 8 | 11 | n/a | 77% | 77% | |
| Gordon, P. | D | Rockingham 29 | - | + | - | - | - | - | - | - | - | - | - | - | - | - | - | - | - | - | - | - | - | E | - | - | - | - | X | - | - | - | 1 | 28 | 4% | 0% | 2% | | |
| GORDON, R. | R | Rockingham 35 | + | - | + | + | + | + | - | + | + | + | + | + | + | + | + | E | E | E | E | + | + | + | + | + | + | + | E | + | + | + | 23 | 25 | 92% | 88% | 91% | | |
| Gorman | D | Hillsborough 31 | - | - | - | + | - | - | - | + | - | - | - | - | - | - | - | - | - | - | + | - | - | - | - | - | + | - | - | - | - | - | 4 | 30 | 13% | 4% | 11% | | |
| Gottling | D | Sullivan 2 | - | + | - | + | - | - | - | + | - | - | - | - | - | - | - | - | - | + | - | - | + | - | - | - | - | - | - | - | - | E | 5 | 29 | 17% | 9% | 9% | | |
| GOULD | R | Hillsborough 7 | + | - | + | + | + | + | + | + | + | + | + | + | + | + | + | + | + | + | + | + | + | + | + | + | + | + | + | + | + | + | + | 29 | 30 | 97% | 88% | 92% | |
| GOULETTE† | R | Hillsborough 23 | + | E | X | E | E | E | E | E | E | E | E | E | E | E | E | E | E | E | E | E | + | X | + | + | + | + | + | X | + | + | + | 9 | 9 | n/a | 91% | 91% | |
| GRAHAM | R | Strafford 1 | - | - | + | + | + | + | + | + | + | + | + | + | + | + | + | + | + | + | + | + | + | X | + | + | + | + | + | + | + | + | + | 27 | 29 | 93% | n/a | 93% | |
| GRAY | R | Strafford 8 | - | + | - | + | + | + | + | + | + | - | + | - | + | + | - | + | + | + | + | + | - | + | + | + | + | - | + | + | + | + | + | 23 | 30 | 77% | 70% | 74% | |
| GREEN | R | Rockingham 13 | - | - | E | - | + | + | + | + | + | + | + | + | + | + | + | + | + | + | + | + | + | + | + | + | + | + | + | + | + | + | E | 25 | 28 | 89% | n/a | 89% | |
| GRENIER | R | Sullivan 7 | - | E | - | - | + | + | + | + | X | X | + | - | X | X | - | - | + | + | + | + | - | - | + | + | - | + | + | + | + | E | E | 14 | 23 | 61% | 52% | 51% | |
| GRIFFIN, B. | R | Hillsborough 6 | - | - | + | + | E | E | E | + | + | - | + | + | + | + | + | + | + | + | + | + | - | + | + | + | + | + | + | + | + | + | + | + | 23 | 27 | 85% | 76% | 81% |
| GRIFFIN, M. | R | Rockingham 7 | - | + | - | + | + | + | + | + | - | - | + | - | + | + | - | + | + | + | + | + | - | + | + | + | - | + | + | + | - | + | + | 21 | 30 | 70% | 79% | 79% | |
| GROEN | R | Strafford 10 | + | + | + | + | + | + | + | + | + | + | + | + | + | + | + | + | X | + | + | + | + | + | + | + | + | + | + | + | + | + | + | 29 | 29 | 100% | 100% | 100% | |
| Guerette | D | Hillsborough 33 | - | + | - | - | X | - | - | - | - | - | - | - | - | X | - | - | X | X | + | + | - | + | - | - | - | - | - | - | - | - | - | 4 | 26 | 15% | 24% | 20% | |
| GUTHRIE | R | Rockingham 13 | - | + | - | - | + | + | + | + | - | + | + | - | + | E | - | E | E | E | E | + | - | + | + | + | - | + | + | + | + | + | + | 17 | 25 | 68% | 70% | 69% | |
| HAEFNER | R | Hillsborough 37 | - | E | - | + | + | + | + | + | + | + | + | - | + | + | + | - | + | + | + | - | + | + | + | + | - | + | + | + | + | + | + | 20 | 29 | 69% | 61% | 68% | |
| HAGAN† | R | Rockingham 4 | E | E | - | E | + | + | + | E | E | E | E | E | E | E | E | E | E | E | E | + | - | + | + | + | + | + | + | E | E | E | 10 | 12 | n/a | 70% | 70% | | |
| HALSTEAD† | R | Hillsborough 23 | + | + | - | + | E | E | E | + | E | E | + | - | E | E | + | + | + | + | E | + | E | + | E | E | E | E | E | + | + | + | + | 15 | 17 | n/a | 91% | 91% | |
| HANNON | R | Strafford 25 | + | + | - | + | + | + | + | + | - | + | + | + | + | X | + | + | + | + | + | + | + | + | + | + | + | + | + | + | + | + | + | 27 | 29 | 93% | 100% | 97% | |
| Hansberry | D | Hillsborough 35 | - | - | X | - | - | - | - | - | X | X | - | - | X | X | - | - | X | X | X | - | - | - | - | - | - | - | - | - | - | X | X | 0 | 20 | 0% | n/a | 4% | |
| HANSEN | R | Hillsborough 22 | + | X | - | + | + | + | X | + | - | + | + | X | + | X | + | + | + | + | + | + | + | + | + | + | + | + | + | E | + | X | X | 21 | 23 | 91% | 83% | 89% | |
| HARRIS | R | Rockingham 9 | + | - | + | + | + | + | + | + | + | + | + | + | + | + | + | + | + | + | + | + | - | + | + | + | + | + | + | + | + | + | + | 28 | 30 | 93% | 100% | 93% | |
| Harvey | D | Hillsborough 29 | - | + | - | - | - | - | - | + | - | - | - | - | - | - | - | - | - | - | - | - | E | - | - | - | - | - | - | - | - | X | 2 | 28 | 7% | 5% | 6% | | |
| Hatch | D | Coos 6 | X | X | X | + | - | X | - | + | - | - | X | - | - | - | - | X | X | X | + | - | X | - | - | - | - | - | - | - | - | - | X | 3 | 20 | 15% | 6% | 10% | |
| Heath | D | Hillsborough 14 | - | + | - | + | - | - | - | + | - | - | - | - | - | - | - | - | + | - | - | - | + | E | - | - | - | - | - | - | - | - | 5 | 29 | 17% | 10% | 11% | | |
| Heffron | D | Rockingham 18 | - | + | - | - | - | - | - | + | - | - | - | - | - | - | - | - | - | E | - | + | + | - | - | - | - | - | - | - | - | - | 4 | 29 | 14% | 4% | 6% | | |
| Henle | D | Merrimack 12 | - | + | - | + | - | - | - | + | - | - | - | - | - | - | - | - | - | - | + | + | - | - | - | - | - | - | - | - | - | - | 5 | 30 | 17% | 0% | 8% | | |
| HENNESSEY, E. | R | Grafton 1 | + | + | - | - | E | + | E | + | - | - | + | - | + | - | - | - | + | + | + | + | + | + | + | + | + | - | + | - | E | E | E | 15 | 25 | 60% | 74% | 67% | |
| Hennessey, M. | D | Grafton 12 | - | E | - | + | - | - | - | + | - | - | - | - | - | - | - | - | - | - | - | E | - | - | - | - | - | - | - | - | - | - | 2 | 28 | 7% | 0% | 4% | | |



NEW HAMPSHIRE HOUSE VOTE DETAIL

| Party District | | | HB 128 | SB 146 | HR 3 | HB 1674 | HB 1444 | HB 1641 | HB 668 | HB 1282 | HB 1328 | HB 1417 | HB 1482 | HB 1440 | HB 1570 | HB 1684 | HB 686 | HB 1180 | HB 1301 | HB 1480 | HB 1657 | HB 1120 | SB 330 | SB 492 | SB 4 | CMC 27 | SB 481 | SB 336 | SB 324 | HB 512 | HB 582 | HB 1286 | ACU Votes | Votes Cast | 2016 % | 2015 % | LIFETIME AVG | | |
|----------------|---|-----------------|--------|--------|------|---------|---------|---------|--------|---------|---------|---------|---------|---------|---------|---------|--------|---------|---------|---------|---------|---------|--------|--------|------|--------|--------|--------|--------|--------|--------|---------|-----------|------------|--------|--------|--------------|-----|-----|
| Herbert | D | Hillsborough 43 | - | X | - | - | - | X | - | - | X | X | - | - | X | X | - | - | - | - | E | + | - | - | - | - | + | + | - | - | X | X | 2 | 21 | 10% | 10% | 10% | | |
| HESS† | R | Merrimack 24 | - | - | - | E | E | E | E | + | X | X | + | - | X | X | + | E | E | E | + | + | - | - | + | + | E | + | - | + | + | + | 11 | 18 | n/a | 65% | 71% | | |
| Higgins | D | Grafton 12 | E | E | - | - | - | - | - | + | - | - | - | - | - | - | - | - | - | - | - | - | + | - | - | - | - | - | - | - | - | - | 2 | 28 | 7% | 0% | 5% | | |
| HILL | R | Merrimack 3 | + | E | + | + | + | + | + | + | + | + | + | + | + | + | + | - | + | + | + | + | + | + | + | + | + | + | + | + | + | + | 28 | 29 | 97% | 96% | 96% | | |
| HINCH | R | Hillsborough 21 | - | + | - | + | + | + | + | + | + | - | + | - | + | + | - | + | + | + | + | + | - | + | + | + | - | + | + | + | + | + | 23 | 30 | 77% | 71% | 78% | | |
| Hirsch† | D | Merrimack 6 | E | E | - | - | - | - | - | + | E | E | - | - | E | E | - | E | E | E | + | E | - | - | E | E | E | E | - | - | - | - | 2 | 16 | n/a | 9% | 10% | | |
| HODGDON | R | Rockingham 1 | + | - | + | + | + | + | + | + | + | + | + | + | + | + | + | + | + | + | + | + | + | + | + | + | + | + | E | + | + | + | 28 | 29 | 97% | 88% | 91% | | |
| HOELL | R | Merrimack 23 | + | + | + | + | + | + | + | + | + | + | X | + | + | + | + | + | + | + | + | + | + | + | + | + | + | + | + | + | + | + | 29 | 29 | 100% | 95% | 96% | | |
| HOELZEL | R | Rockingham 3 | - | + | - | + | + | + | + | + | + | - | + | - | + | + | - | + | + | + | + | + | - | + | + | + | - | + | + | + | + | + | 23 | 30 | 77% | 67% | 73% | | |
| HOGAN | R | Hillsborough 34 | + | - | + | + | + | + | + | + | + | + | + | - | + | + | + | + | + | + | + | + | + | + | + | + | + | + | + | + | + | X | + | 27 | 29 | 93% | 96% | 94% | |
| HOPPER | R | Hillsborough 2 | + | X | + | - | + | + | + | + | + | X | + | + | + | + | + | X | + | + | + | + | + | X | - | + | + | + | + | + | + | + | + | 24 | 26 | 92% | 86% | 89% | |
| HORN | R | Merrimack 2 | + | - | + | - | + | + | - | + | + | + | + | + | + | + | + | + | + | - | + | + | + | - | + | + | + | + | + | + | + | + | + | 25 | 30 | 83% | 75% | 79% | |
| Horrigan | D | Strafford 6 | - | + | - | - | - | - | - | - | - | - | - | - | - | - | - | - | - | - | - | - | - | - | - | - | - | - | - | - | - | - | 1 | 30 | 3% | 0% | 8% | | |
| HOWARD | R | Belknap 8 | + | - | + | + | X | X | X | + | + | + | + | + | + | + | + | + | + | + | + | + | + | + | + | + | + | + | + | + | X | X | 24 | 25 | 96% | 100% | 98% | | |
| HULL | R | Grafton 9 | + | - | + | - | + | + | - | + | + | + | + | + | + | + | + | + | X | + | + | + | + | + | + | + | + | + | + | + | + | + | + | 26 | 29 | 90% | 95% | 93% | |
| HUNT | R | Cheshire 11 | - | + | - | + | + | + | + | + | - | - | + | - | + | + | + | + | + | + | + | + | + | + | + | + | + | + | + | + | + | + | + | 24 | 30 | 80% | 71% | 76% | |
| HURT | R | Belknap 2 | - | - | + | E | E | E | E | + | + | + | + | + | + | X | + | + | + | + | + | + | + | + | + | + | + | + | + | + | + | + | X | 22 | 24 | 92% | 68% | 80% | |
| INFANTINE | R | Hillsborough 13 | - | + | E | + | + | + | - | E | + | - | E | E | - | X | + | X | + | - | + | + | - | - | + | + | - | + | + | X | X | X | 13 | 21 | 62% | 78% | 70% | | |
| INGBRETSON | R | Grafton 15 | + | + | + | + | + | + | + | X | + | + | X | + | + | + | + | + | + | + | + | + | + | E | + | + | + | + | + | + | E | E | E | 24 | 24 | 100% | 91% | 96% | |
| INTRONE | R | Rockingham 5 | + | + | + | + | + | + | + | + | + | - | + | - | + | - | + | + | + | + | X | + | - | E | + | + | + | + | + | + | X | X | 22 | 26 | 85% | 78% | 81% | | |
| Irwin | D | Sullivan 9 | - | + | - | - | E | E | E | - | - | - | - | + | - | - | - | - | - | - | - | + | - | - | - | - | - | - | - | - | - | - | - | 3 | 27 | 11% | 5% | 8% | |
| ITSE | R | Rockingham 10 | + | + | + | + | + | + | + | + | + | + | + | + | + | + | + | + | X | + | + | + | X | X | + | + | + | + | + | + | + | + | + | 27 | 27 | 100% | 100% | 97% | |
| Jack | D | Hillsborough 36 | - | + | - | - | + | - | - | + | - | - | - | - | - | - | - | + | - | - | - | + | + | - | - | - | - | - | - | - | - | - | - | 7 | 30 | 23% | 8% | 13% | |
| JASPER† | R | Hillsborough 37 | E | E | E | E | X | X | X | E | E | E | E | E | E | E | E | E | X | E | X | E | E | E | E | E | E | E | E | E | E | E | E | 0 | 0 | n/a | n/a | 79% | |
| Jeudy | D | Hillsborough 10 | E | E | - | + | X | X | X | - | + | - | - | - | - | + | - | - | - | - | + | + | - | - | - | E | E | E | E | E | - | - | - | - | 6 | 21 | 29% | n/a | 14% |
| Johnsen | D | Cheshire 7 | - | + | - | - | E | E | E | + | - | - | + | - | - | - | - | - | - | - | + | - | E | - | E | E | E | E | - | - | - | - | - | 4 | 22 | 18% | n/a | 14% | |
| JOHNSON | R | Grafton 7 | + | - | + | - | + | + | + | + | + | + | + | + | + | + | + | + | + | + | + | + | + | + | + | + | + | + | + | X | X | X | 25 | 27 | 93% | 100% | 84% | | |
| JONES | R | Strafford 24 | - | + | E | + | + | + | + | + | + | + | + | + | + | + | + | + | + | + | + | + | E | + | + | + | + | + | + | + | + | + | + | 27 | 28 | 96% | 90% | 96% | |
| KACZYNSKI | R | Strafford 22 | + | - | + | + | + | + | + | + | + | + | + | + | + | + | + | + | + | + | + | + | + | + | + | + | + | + | + | + | + | + | + | 29 | 30 | 97% | 100% | 98% | |
| Kaen | D | Strafford 5 | - | + | - | + | E | - | E | + | - | - | - | - | - | - | - | + | - | - | - | E | - | - | - | - | - | - | - | - | - | - | - | 4 | 27 | 15% | 13% | 12% | |
| KAPPLER | R | Rockingham 3 | + | + | + | + | + | + | + | + | + | + | + | + | + | + | + | + | + | + | + | + | + | + | + | + | + | + | + | + | + | + | + | 30 | 30 | 100% | 100% | 98% | |
| Karrick | D | Merrimack 25 | - | + | - | - | - | - | - | + | - | X | - | - | X | X | - | - | - | - | - | - | - | - | - | - | - | - | - | - | - | - | - | 3 | 27 | 11% | 13% | 8% | |
| KATSAKIORES | R | Rockingham 6 | - | + | - | + | + | + | + | + | + | + | + | - | + | X | - | + | X | + | + | + | + | + | + | + | + | + | X | X | X | X | 20 | 24 | 83% | 65% | 74% | | |
| Katsiantonist† | R | Hillsborough 15 | E | E | - | E | E | E | E | + | E | E | + | - | E | E | + | + | + | + | + | + | E | + | + | + | X | + | + | + | + | + | 16 | 18 | n/a | 73% | 76% | | |
| Kenison | D | Merrimack 15 | - | E | - | + | - | - | - | + | - | - | - | - | - | - | - | - | - | - | - | + | - | - | - | - | - | - | - | - | - | - | - | 3 | 29 | 10% | 4% | 7% | |
| KIDDER | R | Merrimack 5 | - | - | E | + | + | - | - | + | E | E | + | + | E | E | - | - | + | - | E | + | - | + | + | - | - | - | - | E | E | E | 9 | 21 | 43% | 45% | 40% | | |



NEW HAMPSHIRE HOUSE VOTE DETAIL

| | | | HB 128 | SB 146 | HR 3 | HB 1674 | HB 1444 | HB 1641 | HB 668 | HB 1282 | HB 1328 | HB 1417 | HB 1482 | HB 1440 | HB 1570 | HB 1684 | HB 1686 | HB 1180 | HB 1301 | HB 1480 | HB 1657 | HB 1120 | SB 330 | SB 492 | SB 4 | CASH 27 | SB 481 | SB 336 | SB 324 | HB 512 | HB 582 | HB 1286 | ACU Votes | Votes Cast | 2016 % | 2015 % | LIFETIME AVG | | |
|---------------|----------|-----------------|--------|--------|------|---------|---------|---------|--------|---------|---------|---------|---------|---------|---------|---------|---------|---------|---------|---------|---------|---------|--------|--------|------|---------|--------|--------|--------|--------|--------|---------|-----------|------------|--------|--------|--------------|------|-----|
| Party | District | | E | E | E | E | E | E | E | + | + | + | + | + | + | + | + | + | X | X | X | X | X | X | + | + | + | + | + | + | + | + | + | 16 | 17 | n/a | 96% | 96% | |
| KNOWLES† | R | Strafford 12 | - | + | - | + | E | E | E | + | + | + | + | + | + | + | + | + | + | + | + | + | + | + | + | + | + | + | E | + | + | + | + | 24 | 26 | 92% | 90% | 86% | |
| KOŁODZIEJ | R | Rockingham 7 | - | - | - | + | E | E | E | + | + | - | + | - | + | - | - | + | + | + | + | + | + | - | + | + | + | - | + | + | + | + | + | 18 | 27 | 67% | 61% | 71% | |
| KOTOWSKI | R | Merrimack 24 | + | + | + | + | + | + | + | + | - | + | + | + | + | + | + | + | + | + | + | + | + | + | + | + | + | + | + | + | + | + | + | + | 29 | 30 | 97% | 92% | 95% |
| KUCH | R | Merrimack 23 | - | - | - | + | + | + | + | + | - | - | + | - | X | - | + | + | + | + | + | E | + | X | + | + | + | X | + | - | + | + | + | + | 18 | 26 | 69% | 59% | 64% |
| KURK | R | Hillsborough 2 | + | + | + | + | + | + | + | + | + | + | + | + | + | + | - | + | + | + | + | + | + | + | + | + | - | + | + | + | + | + | + | + | 28 | 30 | 93% | 96% | 95% |
| LACHANCE | R | Hillsborough 8 | - | - | - | + | + | + | + | + | - | - | + | + | X | - | + | - | + | + | + | + | + | - | - | + | + | + | + | + | + | + | + | + | 20 | 29 | 69% | 67% | 69% |
| LADD | R | Grafton 4 | + | - | + | + | + | - | + | + | + | + | + | + | + | + | - | + | + | + | - | + | + | + | + | + | - | + | + | + | + | + | + | + | 25 | 30 | 83% | 67% | 75% |
| LAWARE | R | Sullivan 8 | + | E | E | + | + | + | + | + | + | - | + | - | + | + | - | + | X | + | + | + | + | E | + | + | + | E | + | E | E | E | E | 18 | 21 | 86% | 76% | 81% | |
| LeBRETCH | R | Belknap 6 | - | + | - | + | + | + | + | + | + | + | + | - | + | - | - | + | + | + | + | + | + | - | + | + | + | + | + | + | + | + | + | + | 24 | 30 | 80% | 83% | 86% |
| LeBRUN | R | Hillsborough 32 | + | - | + | + | + | + | + | + | + | + | + | + | + | + | + | + | + | + | + | + | + | + | + | + | + | + | X | X | X | X | X | 25 | 26 | 96% | 88% | 92% | |
| LEEMAN | R | Strafford 23 | - | + | - | + | - | - | - | + | - | + | - | - | - | - | - | - | - | X | - | + | + | - | - | - | - | - | X | - | + | - | 7 | 28 | 25% | 5% | 17% | | |
| Leishman | D | Hillsborough 24 | - | + | - | + | - | - | - | + | - | - | - | - | - | - | - | - | - | - | - | + | + | - | - | - | - | - | - | - | - | - | - | 4 | 26 | 15% | 6% | 10% | |
| Ley | D | Cheshire 9 | + | - | - | + | + | + | + | + | - | + | + | + | - | - | + | + | + | + | + | + | E | + | + | + | + | + | X | E | E | E | E | 20 | 25 | 80% | 72% | 76% | |
| LONG, D. | R | Merrimack 4 | - | - | - | - | - | - | - | - | - | - | X | - | - | - | - | - | - | - | - | - | - | - | - | - | - | - | - | - | - | X | 1 | 28 | 4% | 0% | 3% | | |
| Long, P. | D | Hillsborough 10 | - | + | - | + | E | E | E | + | - | - | - | - | - | - | - | - | + | - | + | + | - | - | - | - | - | - | - | - | E | E | E | 6 | 24 | 25% | 4% | 12% | |
| Lovejoy | D | Rockingham 36 | + | E | + | + | + | X | + | + | E | E | + | + | E | E | E | E | E | E | E | + | E | + | E | E | E | E | + | X | X | X | 11 | 11 | n/a | n/a | n/a | | |
| LUNDGREN† | R | Rockingham 5 | - | + | - | - | E | E | E | - | - | - | - | - | - | - | - | - | - | - | + | - | - | - | - | - | - | - | - | - | - | - | - | 2 | 27 | 7% | 0% | 4% | |
| Luneau | D | Merrimack 10 | - | - | - | + | + | + | + | X | X | X | X | X | X | X | X | X | X | X | X | X | X | X | X | X | X | X | X | X | X | X | X | 4 | 7 | n/a | 87% | 90% | |
| LUTHER† | R | Belknap 3 | - | + | - | - | - | - | - | + | - | - | - | - | - | - | - | - | - | - | - | + | + | - | - | - | - | - | - | - | - | - | - | 4 | 30 | 13% | 4% | 8% | |
| MacKay | D | Merrimack 14 | - | + | - | - | - | - | - | + | - | - | - | - | - | - | - | - | - | - | - | + | + | - | - | - | - | - | - | - | - | - | - | 3 | 30 | 10% | 4% | 7% | |
| Maes | D | Grafton 6 | E | E | E | E | + | + | + | + | X | E | + | - | E | E | - | + | + | + | E | + | - | + | + | + | - | + | + | + | + | + | - | 16 | 21 | 76% | 70% | 72% | |
| MAJOR | R | Rockingham 14 | - | + | - | - | - | - | - | + | - | - | - | - | - | - | - | - | - | - | - | + | - | - | - | - | - | - | + | - | - | - | - | 4 | 30 | 13% | 4% | 10% | |
| Mangipudi | D | Hillsborough 35 | - | + | - | - | - | - | - | - | - | - | - | - | - | - | - | - | - | - | - | - | - | - | - | - | - | - | - | - | - | - | - | 2 | 30 | 7% | 8% | 7% | |
| Mangipudi | D | Hillsborough 35 | - | + | - | - | - | - | - | - | - | - | - | - | - | - | - | - | - | - | - | - | - | - | - | - | - | - | - | - | - | - | - | 3 | 30 | 10% | n/a | 8% | |
| Manley | D | Hillsborough 3 | E | - | + | + | + | + | + | E | E | E | E | E | E | E | E | E | X | X | X | X | + | - | + | + | X | + | + | + | + | + | + | 14 | 16 | n/a | n/a | n/a | |
| Mann | D | Cheshire 2 | + | - | - | + | + | + | + | + | - | + | + | + | - | X | + | + | + | + | + | + | + | + | + | + | + | + | + | + | + | + | + | 25 | 29 | 86% | 87% | 87% | |
| MANNING† | R | Rockingham 8 | - | - | + | E | E | E | E | + | - | + | + | - | + | + | + | + | + | + | + | + | + | + | + | + | + | E | + | + | + | + | + | 21 | 25 | 84% | 91% | 88% | |
| MARPLE | R | Merrimack 24 | - | E | + | + | E | + | X | + | E | E | + | - | E | E | E | + | X | + | E | + | + | + | + | E | E | E | E | + | E | E | E | 11 | 13 | n/a | n/a | 100% | |
| MARSTON | R | Hillsborough 19 | + | + | + | + | + | + | + | + | - | + | + | + | + | + | + | + | + | + | + | + | - | + | + | + | + | + | + | + | X | X | X | 25 | 27 | 93% | 96% | 94% | |
| MARTEL† | R | Hillsborough 44 | - | + | - | - | + | - | - | + | + | - | + | - | - | - | - | - | - | - | - | + | E | - | - | - | - | - | - | - | - | - | - | 8 | 26 | 31% | 24% | 21% | |
| MARTIN | R | Merrimack 23 | - | + | - | + | + | + | + | + | + | + | + | + | + | + | + | + | + | + | + | + | - | + | + | + | + | + | + | + | + | + | + | 23 | 30 | 77% | 63% | 70% | |
| Massimilla | D | Grafton 1 | - | E | - | - | - | - | - | + | - | - | - | - | - | - | - | - | - | - | - | + | - | - | - | - | - | - | - | - | - | - | 2 | 29 | 7% | 0% | 3% | | |
| MATTHEWS | R | Rockingham 3 | + | + | + | + | + | + | + | + | + | + | + | + | + | + | + | + | + | + | + | + | + | + | + | - | E | E | E | E | + | + | X | 22 | 24 | 92% | 91% | 91% | |
| McBeath | D | Rockingham 26 | + | X | - | + | + | + | + | + | + | + | + | - | + | X | - | + | + | + | + | + | - | + | E | E | E | E | + | + | X | X | 18 | 22 | 82% | 77% | 83% | | |
| McCARATHY, F. | R | Carroll 2 | + | + | + | + | E | E | E | + | + | + | + | + | + | X | + | E | E | E | E | + | + | + | + | E | E | E | E | X | X | X | 14 | 14 | n/a | 86% | 86% | | |
| McCARATHY, P. | R | Hillsborough 29 | + | + | + | + | E | E | E | + | + | + | + | + | + | + | + | + | + | + | + | + | + | + | + | + | + | + | + | + | + | + | + | 14 | 14 | n/a | 86% | 86% | |



NEW HAMPSHIRE HOUSE VOTE DETAIL

| Party District | | | HB 1228 | SB 146 | HR 3 | HB 1674 | HB 1444 | HB 1641 | HB 668 | HB 1282 | HB 1228 | HB 1417 | HB 1482 | HB 1440 | HB 1570 | HB 1684 | HB 1686 | HB 1180 | HB 1301 | HB 1480 | HB 1657 | HB 1120 | SB 330 | SB 492 | SB 4 | CMC 27 | SB 481 | SB 336 | SB 324 | HB 512 | HB 582 | HB 1266 | ACU Votes | Votes Cast | 2016 % | 2015 % | LIFETIME AVG | |
|----------------|---|-----------------|---------|--------|------|---------|---------|---------|--------|---------|---------|---------|---------|---------|---------|---------|---------|---------|---------|---------|---------|---------|--------|--------|------|--------|--------|--------|--------|--------|--------|---------|-----------|------------|--------|--------|--------------|------|
| McCONKEY | R | Carroll 3 | - | + | - | + | + | + | + | + | + | - | + | - | + | + | - | - | E | E | + | + | - | - | + | + | + | - | + | + | + | + | + | 19 | 28 | 68% | 70% | 74% |
| McCONNELL | R | Cheshire 12 | + | + | - | - | + | + | + | + | - | + | + | + | - | - | + | + | + | + | + | + | + | + | + | + | + | + | + | + | + | + | + | 25 | 30 | 83% | 100% | 92% |
| McGUIRE, C. | R | Merrimack 29 | + | - | + | + | + | + | + | + | + | + | + | + | + | + | + | + | + | + | + | + | E | + | + | + | + | + | + | + | X | X | X | 25 | 26 | 96% | 96% | 95% |
| McGUIRE, D. | R | Merrimack 21 | + | + | + | + | + | + | + | + | + | + | + | + | + | + | + | + | + | + | + | + | + | + | + | + | + | + | + | + | X | X | X | 27 | 27 | 100% | 100% | 98% |
| McKINNEY† | R | Rockingham 5 | - | X | X | + | + | + | - | + | X | X | + | - | X | X | + | + | + | + | + | + | + | - | + | E | E | E | E | + | + | X | X | 14 | 18 | n/a | 65% | 73% |
| McLEAN | R | Hillsborough 15 | + | + | + | + | + | + | + | X | + | + | + | + | + | + | + | + | + | + | - | + | E | + | + | + | + | + | + | + | + | + | + | 27 | 28 | 96% | 83% | 90% |
| McMAHON | R | Rockingham 7 | - | + | - | + | + | + | - | + | E | E | + | - | E | E | - | X | X | X | E | + | - | - | + | + | - | + | + | + | + | + | + | 14 | 22 | 64% | 61% | 67% |
| McNamara | D | Hillsborough 38 | - | + | - | - | E | - | E | - | E | E | - | + | E | E | - | - | - | - | + | - | - | - | E | - | - | - | - | - | - | - | - | 3 | 23 | 13% | 5% | 6% |
| MILZ | R | Rockingham 6 | - | E | - | + | + | + | + | + | - | - | + | - | + | - | - | + | + | + | + | + | + | E | + | + | + | - | + | + | + | + | - | 19 | 28 | 68% | 83% | 77% |
| Moffett | D | Merrimack 9 | - | + | - | - | - | - | - | - | X | X | + | X | X | X | X | - | - | X | - | X | + | - | - | - | - | - | - | - | - | - | E | 3 | 22 | 14% | 6% | 6% |
| Moody† | D | Rockingham 17 | - | + | E | E | E | E | E | E | E | E | E | E | E | E | E | E | E | E | E | E | E | E | E | E | E | E | E | X | X | X | X | 1 | 2 | n/a | n/a | 7% |
| MOORE | R | Hillsborough 21 | + | + | + | + | + | + | + | + | + | + | + | + | + | + | + | + | + | + | + | + | + | + | + | E | E | E | E | + | + | + | + | 26 | 26 | 100% | 100% | 100% |
| Moynihan | D | Coos 2 | - | + | - | - | - | - | - | + | - | - | - | - | - | - | - | - | - | - | + | - | - | - | - | - | - | - | + | - | - | - | - | 4 | 30 | 13% | 4% | 8% |
| MULLEN | R | Strafford 1 | + | - | - | + | + | + | + | + | + | + | + | + | + | + | + | + | + | + | + | + | + | + | + | E | E | E | E | + | + | + | + | 24 | 26 | 92% | 67% | 80% |
| MUROTAKÉ | R | Hillsborough 32 | + | - | + | - | E | E | E | + | + | + | + | + | + | + | + | + | + | + | + | + | + | + | E | + | + | + | + | + | + | + | + | 24 | 26 | 92% | 85% | 84% |
| MURPHY | R | Hillsborough 7 | + | + | + | + | + | + | + | + | + | + | + | + | + | + | + | + | + | + | + | + | + | + | + | + | + | + | + | + | + | + | + | 30 | 30 | 100% | 100% | 98% |
| Myler | D | Merrimack 10 | - | + | - | - | - | - | - | + | - | - | - | - | - | - | - | - | - | - | - | - | - | - | - | - | - | - | - | - | E | E | E | 2 | 27 | 7% | 4% | 6% |
| NELSON | R | Carroll 5 | + | - | + | - | E | + | E | + | + | - | + | - | + | + | - | + | + | + | + | + | - | + | + | + | - | + | + | + | + | + | - | 20 | 28 | 71% | 73% | 74% |
| NIGRELLO | R | Rockingham 16 | - | E | E | + | + | + | + | + | - | - | + | + | + | + | - | - | + | + | + | - | + | - | + | + | + | - | + | + | + | + | + | 20 | 28 | 71% | 73% | 68% |
| Nordgren† | D | Grafton 12 | - | + | - | - | - | - | - | E | E | E | E | E | E | E | E | E | E | E | E | E | - | - | - | - | - | - | - | - | X | X | X | 1 | 15 | n/a | 4% | 6% |
| NOTTER | R | Hillsborough 21 | + | E | + | + | + | + | + | + | + | + | + | + | + | + | + | + | + | + | + | + | + | + | + | + | + | + | + | + | + | + | + | 29 | 29 | 100% | 95% | 96% |
| OBER, L. | R | Hillsborough 37 | - | + | X | + | + | + | + | + | - | E | + | + | E | E | + | - | + | + | E | + | X | + | + | + | + | X | + | + | E | E | E | 17 | 20 | 85% | 72% | 83% |
| OBER, R. | R | Hillsborough 37 | + | + | X | + | + | + | + | + | X | E | + | + | E | E | + | - | + | + | E | + | + | + | + | + | + | + | + | + | E | E | E | 20 | 21 | 95% | 71% | 83% |
| O'Brien, M.† | D | Hillsborough 36 | - | + | - | - | - | - | - | E | E | E | E | E | E | E | E | E | X | X | X | + | - | - | X | - | - | X | - | - | - | - | - | 2 | 17 | n/a | 9% | 8% |
| O'BRIEN, W.† | D | Hillsborough 5 | - | + | - | - | - | - | - | E | E | E | E | E | E | E | E | E | E | E | E | + | - | - | - | - | - | - | - | - | - | - | - | 2 | 18 | n/a | 8% | 8% |
| O'CONNOR | R | Rockingham 6 | - | E | - | + | + | + | + | + | + | + | + | - | + | + | - | + | + | + | + | + | E | + | + | + | + | + | + | + | + | + | + | 24 | 28 | 86% | 71% | 81% |
| O'Hearne† | D | Sullivan 3 | E | E | E | + | E | E | E | E | E | E | E | E | E | E | E | E | E | E | E | - | E | - | - | - | - | - | - | - | - | - | 1 | 11 | n/a | 13% | 13% | |
| OHM | R | Hillsborough 36 | + | E | E | + | + | + | + | + | + | + | + | + | + | + | + | + | + | + | - | + | + | + | + | + | + | + | + | + | + | + | + | 27 | 28 | 96% | 91% | 94% |
| OLIGNY† | R | Rockingham 34 | + | E | E | E | E | E | E | + | + | + | + | + | X | + | + | X | X | X | X | E | E | E | E | E | E | E | E | + | + | + | 11 | 11 | n/a | n/a | n/a | |
| O'Neil† | D | Hillsborough 9 | X | E | E | + | E | E | E | + | - | - | - | - | - | E | - | E | E | E | E | - | E | E | X | - | E | X | E | E | E | E | 2 | 10 | n/a | 5% | 8% | |
| OSBORNE | R | Rockingham 4 | + | + | + | + | + | + | + | + | - | + | + | + | + | X | + | + | + | + | + | + | + | + | + | + | + | + | + | + | E | E | E | 25 | 26 | 96% | 95% | 95% |
| Oxenham | D | Sullivan 1 | - | + | - | - | - | - | - | E | E | E | E | E | E | E | E | - | - | - | + | + | - | - | - | - | X | + | - | - | - | - | 4 | 21 | 19% | 0% | 10% | |
| PACKARD | R | Rockingham 5 | E | E | + | + | + | + | X | + | + | - | + | - | + | + | + | E | + | E | + | + | - | - | + | + | + | + | + | + | + | + | + | 21 | 25 | 84% | 62% | 75% |
| PALMER | R | Hillsborough 32 | - | X | E | + | + | + | + | + | + | + | + | - | + | X | - | + | + | + | + | + | + | + | + | X | X | - | + | + | X | X | 19 | 23 | 83% | 86% | 87% | |
| Pantelakos | D | Rockingham 25 | - | + | - | + | - | - | - | + | - | - | - | - | - | - | - | - | - | - | - | + | - | - | E | - | - | - | - | - | - | - | 4 | 29 | 14% | 4% | 10% | |
| PARENT† | R | Merrimack 26 | + | X | - | + | + | + | + | + | E | E | + | + | E | E | + | + | + | + | E | + | + | + | X | X | X | X | X | X | X | X | 15 | 16 | n/a | n/a | n/a | |



NEW HAMPSHIRE HOUSE VOTE DETAIL

| Party | District | | HB 128 | SB 146 | HR 3 | HB 1674 | HB 1444 | HB 1641 | HB 668 | HB 1282 | HB 1328 | HB 1417 | HB 1482 | HB 1440 | HB 1570 | HB 1684 | HB 1696 | HB 1180 | HB 1301 | HB 1480 | HB 1657 | HB 1120 | SB 330 | SB 492 | SB 4 | CMC 27 | SB 481 | SB 336 | SB 324 | HB 512 | HB 582 | HB 1266 | ACU Votes | Votes Cast | 2016 % | 2015 % | LIFETIME AVG | | |
|--------------------|----------|-----------------|--------|--------|------|---------|---------|---------|--------|---------|---------|---------|---------|---------|---------|---------|---------|---------|---------|---------|---------|---------|--------|--------|------|--------|--------|--------|--------|--------|--------|---------|-----------|------------|--------|--------|--------------|-----|-----|
| PARISON | R | Hillsborough 25 | + | + | E | + | + | + | + | + | + | + | + | + | X | X | + | + | + | + | + | + | + | E | E | + | + | + | + | E | E | E | E | 21 | 21 | 100% | 89% | 94% | |
| PARKER | R | Carroll 6 | + | + | - | + | + | + | + | + | + | - | + | - | + | E | - | + | + | + | + | + | - | - | + | + | + | - | + | + | + | + | + | 22 | 29 | 76% | 71% | 73% | |
| Parkhurst | D | Cheshire 13 | - | X | - | + | - | - | - | + | E | E | - | - | E | E | E | - | X | - | E | - | - | - | - | - | - | - | - | - | - | - | - | 2 | 22 | 9% | 4% | 12% | |
| Patten† | D | Merrimack 17 | - | E | - | - | X | - | X | + | E | E | - | - | E | E | - | - | - | - | E | - | - | - | - | - | - | - | - | E | E | E | E | 1 | 19 | n/a | 23% | 16% | |
| Pearson | D | Cheshire 4 | - | + | - | - | - | - | - | + | - | - | - | - | - | - | - | - | - | - | + | - | - | - | - | - | - | - | X | X | X | X | 3 | 26 | 12% | 9% | 10% | | |
| PECKHAM | R | Rockingham 22 | + | - | - | + | + | + | + | + | - | - | + | - | - | + | + | - | + | + | + | + | - | - | + | + | + | + | - | E | E | E | E | 17 | 27 | 63% | n/a | 73% | |
| PELLEGRINO | R | Hillsborough 21 | - | + | + | + | + | + | + | + | + | - | + | - | + | + | + | + | + | + | + | + | - | + | + | + | + | + | + | + | X | + | + | 25 | 29 | 86% | 70% | 79% | |
| PETERSON | R | Hillsborough 7 | + | X | - | - | + | + | + | + | + | - | + | + | + | - | - | + | - | + | + | + | + | - | + | + | + | + | + | + | + | + | + | + | 22 | 29 | 76% | 67% | 78% |
| Phillips | D | Cheshire 16 | - | + | E | - | + | - | - | + | - | - | - | - | - | - | - | E | E | E | E | + | E | E | + | - | - | - | - | + | X | - | 6 | 22 | 27% | 13% | 13% | | |
| PIERCE | R | Hillsborough 6 | - | - | - | + | + | + | + | - | + | - | + | - | - | + | - | + | + | + | + | + | - | + | + | - | - | + | + | - | + | - | - | 17 | 30 | 57% | 67% | 62% | |
| Piper | D | Grafton 10 | + | E | - | + | E | E | E | + | - | - | + | + | - | E | - | - | - | + | E | E | - | - | - | - | - | - | - | - | - | - | - | 6 | 23 | 26% | 18% | 17% | |
| PITRE | R | Strafford 2 | + | X | + | + | + | + | + | + | E | E | + | - | E | E | + | + | + | + | + | + | + | + | + | + | + | + | + | + | + | + | + | 24 | 25 | 96% | 89% | 93% | |
| Porter | D | Hillsborough 1 | - | + | - | - | - | - | - | + | - | - | - | - | - | - | - | - | - | - | - | - | - | - | - | - | - | - | - | - | - | - | - | 2 | 30 | 7% | 5% | 6% | |
| POTUCEK | R | Rockingham 6 | - | + | - | + | + | + | + | + | + | + | + | - | + | + | + | + | + | + | + | + | + | + | + | + | + | + | + | + | + | + | + | 27 | 30 | 90% | 79% | 85% | |
| PRIESTLEY† | R | Rockingham 8 | E | E | E | E | E | E | E | E | E | E | E | E | E | E | E | E | E | E | E | E | E | E | E | E | E | E | E | E | E | E | E | 0 | 0 | n/a | n/a | 64% | |
| PROULX | R | Hillsborough 44 | + | + | - | + | + | + | + | + | - | - | + | X | - | - | - | - | - | + | + | + | + | - | + | + | + | + | + | + | + | X | X | 19 | 27 | 70% | 42% | 56% | |
| PRUDHOM-ME-O'BRIEN | R | Rockingham 6 | + | X | + | + | + | + | + | + | + | + | + | + | + | + | + | + | + | + | + | + | - | + | + | + | E | + | + | + | + | X | X | 25 | 26 | 96% | 91% | 94% | |
| RAPPAPORT† | R | Coos 1 | + | E | + | - | X | + | X | + | - | + | + | + | + | + | + | + | + | + | + | E | + | X | E | E | E | E | E | E | E | E | E | E | 14 | 16 | n/a | 70% | 81% |
| Ratzki | D | Merrimack 1 | - | + | - | - | - | - | - | - | - | - | + | - | - | - | - | - | - | - | - | + | - | - | E | - | - | - | - | - | - | - | - | 3 | 29 | 10% | 13% | 12% | |
| Rice, C. | D | Merrimack 27 | - | E | E | + | - | - | - | + | - | - | - | X | - | - | - | - | + | - | + | + | E | - | E | E | E | E | - | - | - | - | - | 5 | 22 | 23% | 6% | 9% | |
| RICE, F. | R | Rockingham 21 | - | + | + | + | + | + | + | + | + | + | + | - | + | + | + | + | E | + | + | + | + | + | + | + | + | + | + | + | X | X | 25 | 27 | 93% | 96% | 93% | | |
| RICE, K. | R | Hillsborough 37 | + | + | E | + | + | + | X | + | + | + | + | + | + | + | + | + | + | + | + | + | + | + | + | + | + | + | + | X | X | X | 25 | 25 | 100% | 96% | 98% | | |
| RICHARDSON | R | Coos 4 | - | - | - | + | + | + | + | + | + | - | + | - | + | + | - | + | + | + | + | + | - | - | + | + | - | + | + | + | + | + | + | 21 | 30 | 70% | 70% | 68% | |
| RIDEOUT | R | Coos 7 | + | - | + | + | + | + | + | + | + | + | + | + | + | + | + | + | + | + | + | + | + | + | + | + | + | + | + | + | + | + | + | 29 | 30 | 97% | 91% | 94% | |
| Roberts, C. | D | Hillsborough 4 | - | X | - | - | - | - | - | - | - | - | - | - | - | - | - | - | - | - | - | - | - | E | - | - | - | - | - | - | - | - | 0 | 28 | 0% | 10% | 5% | | |
| Roberts, K. | D | Cheshire 16 | + | E | - | - | + | - | - | + | - | - | + | - | - | - | - | - | + | - | + | + | + | + | - | X | - | + | - | - | E | E | 10 | 26 | 38% | n/a | 28% | | |
| Robertson | D | Cheshire 6 | - | + | - | - | - | - | X | + | - | - | - | X | - | - | - | X | - | - | + | + | - | - | - | - | - | - | - | - | - | - | - | 4 | 27 | 15% | 4% | 6% | |
| Rogers | D | Merrimack 28 | - | + | - | - | - | - | - | - | - | - | - | - | - | - | - | - | - | - | - | E | - | - | - | - | - | - | - | - | - | - | - | 1 | 29 | 3% | 4% | 5% | |
| Rokas† | D | Hillsborough 12 | X | X | X | X | X | X | X | X | X | X | X | X | X | X | X | X | X | X | X | X | X | X | X | X | X | X | X | X | X | X | X | 0 | 0 | n/a | n/a | 11% | |
| ROLLINS | R | Sullivan 6 | - | - | - | + | + | + | + | + | + | + | + | - | - | + | + | + | + | + | + | + | - | + | + | + | - | + | + | + | + | + | + | 23 | 30 | 77% | 77% | 78% | |
| Rollo | D | Strafford 18 | - | E | E | + | E | - | E | + | - | - | - | - | - | E | - | - | - | - | E | - | - | - | - | - | - | - | - | E | E | E | E | 2 | 21 | 10% | 4% | 7% | |
| Rosenwald | D | Hillsborough 30 | - | X | - | - | - | - | - | - | - | - | - | - | - | - | - | - | - | - | - | - | - | - | - | - | - | - | - | - | - | - | - | 0 | 29 | 0% | 4% | 4% | |
| ROUILLARD | R | Hillsborough 6 | - | - | + | + | + | + | + | + | + | + | + | + | + | + | + | + | + | + | + | + | - | + | + | + | + | + | + | E | E | E | E | 24 | 27 | 89% | 67% | 78% | |
| ROWE | R | Hillsborough 22 | - | - | E | + | + | + | + | + | + | - | + | - | + | - | - | X | X | + | + | + | - | + | + | + | - | - | + | X | X | X | X | 15 | 24 | 63% | 67% | 71% | |
| RUSSELL† | R | Belknap 5 | - | E | E | E | E | E | E | + | - | - | + | - | - | - | X | + | + | X | + | + | X | E | E | E | E | E | X | X | X | X | 6 | 12 | n/a | n/a | n/a | | |



NEW HAMPSHIRE HOUSE VOTE DETAIL

| Party District | | | HB 128 | SB 146 | HR 3 | HB 1674 | HB 1444 | HB 1641 | HB 668 | HB 1282 | HB 1328 | HB 1417 | HB 1482 | HB 1440 | HB 1570 | HB 1684 | HB 1686 | HB 1180 | HB 1301 | HB 1480 | HB 1657 | HB 1120 | SB 330 | SB 492 | SB 4 | CMC 27 | SB 481 | SB 336 | SB 324 | HB 512 | HB 582 | HB 1286 | ACU Votes | Votes Cast | 2016 % | 2015 % | LIFETIME AVG | | |
|----------------|---|-----------------|--------|--------|------|---------|---------|---------|--------|---------|---------|---------|---------|---------|---------|---------|---------|---------|---------|---------|---------|---------|--------|--------|------|--------|--------|--------|--------|--------|--------|---------|-----------|------------|--------|--------|--------------|------|------|
| Sad | D | Cheshire 1 | - | E | - | + | - | - | - | + | - | - | - | - | - | - | X | - | - | - | + | - | - | - | - | - | - | E | - | - | E | E | E | 3 | 24 | 13% | 4% | 8% | |
| SANBORN | R | Hillsborough 41 | + | + | + | E | + | + | + | + | + | + | + | + | + | + | E | + | + | + | + | + | X | + | + | + | + | + | + | + | + | + | + | 27 | 27 | 100% | 88% | 94% | |
| SANDERS† | R | Rockingham 12 | E | E | E | E | E | E | E | E | E | E | E | E | E | E | E | E | E | E | E | E | E | E | E | E | E | E | E | E | E | E | E | 0 | 0 | n/a | n/a | 100% | |
| Saunderson | D | Merrimack 9 | - | - | - | - | - | - | - | + | - | - | - | - | - | - | - | - | - | - | + | + | - | - | - | - | - | - | + | - | - | - | - | 4 | 30 | 13% | 13% | 13% | |
| SCHLEIEN† | R | Hillsborough 37 | + | X | + | + | + | X | + | X | - | + | X | X | + | X | + | X | X | X | + | X | + | + | E | + | + | + | + | + | X | X | X | X | 15 | 16 | n/a | 100% | 100% |
| Schmidt, A. | D | Sullivan 1 | - | X | - | - | - | - | - | + | E | E | - | - | E | E | - | + | - | - | + | + | - | - | - | - | X | - | - | - | E | E | E | 4 | 21 | 19% | 9% | 9% | |
| Schmidt, P. | D | Strafford 19 | - | + | - | - | - | - | - | - | - | - | - | - | - | - | - | - | - | - | + | - | - | - | - | - | - | - | - | - | - | - | - | 2 | 30 | 7% | 4% | 6% | |
| SCHMIDT, S. | R | Carroll 6 | E | E | - | + | + | + | + | + | + | - | + | - | + | + | - | + | + | + | + | + | - | + | + | + | + | - | + | + | + | + | + | + | 22 | 28 | 79% | 61% | 74% |
| Schuett | D | Merrimack 20 | - | + | - | + | - | - | - | + | - | - | - | - | - | - | - | - | - | - | - | - | - | - | - | - | - | - | - | - | E | E | E | 3 | 27 | 11% | 4% | 7% | |
| SCONTSAS† | R | Hillsborough 30 | + | X | E | - | E | E | E | E | E | E | E | E | E | E | E | E | E | E | E | E | + | + | E | + | + | + | + | + | E | + | + | X | 9 | 10 | n/a | 76% | 76% |
| SEAWORTH | R | Merrimack 20 | + | + | + | + | + | + | + | + | - | + | + | + | + | + | + | + | + | + | + | + | + | E | + | + | + | + | + | + | + | + | X | X | 26 | 27 | 96% | 100% | 98% |
| SEIDEL | R | Hillsborough 28 | E | E | - | + | + | + | + | + | + | + | + | - | + | + | + | E | E | E | + | + | + | + | + | + | + | + | + | + | E | E | E | 20 | 22 | 91% | 91% | 91% | |
| SHACKETT† | R | Grafton 9 | + | E | E | + | + | + | + | + | E | E | + | + | E | E | E | + | + | + | X | + | X | + | E | E | E | E | - | X | X | X | 13 | 14 | n/a | 70% | 70% | | |
| Shattuck | D | Hillsborough 1 | - | + | - | - | - | - | - | - | - | - | - | + | E | E | - | - | - | - | + | - | - | - | - | - | X | - | - | - | E | E | E | 3 | 24 | 13% | 4% | 6% | |
| Shaw | D | Hillsborough 16 | - | - | - | + | - | - | - | - | - | - | - | + | - | - | - | - | - | X | - | + | E | E | - | - | - | - | + | + | + | + | - | 7 | 27 | 26% | n/a | 17% | |
| Shepardson | D | Cheshire 10 | - | + | - | - | - | - | - | - | - | - | - | - | - | - | - | - | - | - | - | + | - | - | - | - | - | - | - | - | - | - | - | 2 | 30 | 7% | 4% | 6% | |
| Sherman† | D | Rockingham 24 | - | + | - | - | + | - | - | E | E | E | E | E | E | E | E | E | E | E | E | E | + | - | - | - | - | - | - | - | - | - | - | 3 | 18 | n/a | 4% | 6% | |
| Shurtleff | D | Merrimack 11 | - | + | - | + | - | - | - | - | - | - | - | - | - | - | - | - | - | - | - | - | - | - | - | - | - | - | - | - | - | - | - | 2 | 30 | 7% | 4% | 6% | |
| SILVA† | R | Hillsborough 35 | X | X | X | X | X | X | X | X | X | X | X | X | X | X | X | + | X | X | X | X | X | X | X | X | X | X | X | X | X | X | X | 1 | 1 | n/a | n/a | n/a | |
| SIMMONS | R | Hillsborough 17 | + | + | + | + | E | E | E | + | + | + | + | + | + | + | + | + | + | + | + | + | + | + | + | + | + | + | + | + | + | + | + | + | 27 | 27 | 100% | 83% | 92% |
| Simpson | D | Rockingham 18 | - | + | - | - | - | - | - | + | - | - | - | - | - | - | - | - | - | + | - | + | + | - | - | - | - | - | - | E | E | E | 5 | 27 | 19% | 5% | 12% | | |
| SMITH, G. | R | Hillsborough 37 | - | + | E | + | E | + | E | + | + | + | + | + | - | + | + | + | + | + | + | E | - | + | + | + | E | + | + | + | + | + | + | 21 | 25 | 84% | 75% | 80% | |
| Smith, M. | D | Strafford 6 | - | E | - | + | - | - | - | + | - | + | - | - | - | - | - | - | - | - | - | + | E | - | - | - | - | - | - | - | - | - | - | 4 | 28 | 14% | 6% | 10% | |
| SMITH, STEVEN | R | Sullivan 11 | - | + | - | + | + | + | X | + | + | - | + | X | + | + | - | + | + | + | + | + | + | - | - | + | + | + | + | + | + | + | + | 21 | 28 | 75% | 70% | 79% | |
| Smith, Suzanne | D | Grafton 8 | - | E | - | - | - | - | - | + | - | - | - | - | - | - | - | - | - | - | - | + | E | - | - | - | - | - | - | - | - | - | - | 2 | 28 | 7% | 4% | 6% | |
| Smith, T. | D | Hillsborough 17 | E | E | E | - | E | E | E | + | - | - | - | - | - | - | - | - | - | - | + | E | - | E | - | - | - | - | - | E | - | - | - | 2 | 21 | 10% | 13% | 13% | |
| Snow | D | Hillsborough 42 | - | + | - | + | - | - | - | + | - | - | - | - | - | - | - | - | - | X | - | + | + | - | - | - | - | - | - | - | - | - | - | 5 | 29 | 17% | 0% | 9% | |
| Soucy | D | Hillsborough 34 | - | + | - | + | - | - | - | + | - | - | - | - | - | - | - | - | - | - | - | E | E | - | - | - | - | - | - | X | X | X | X | 3 | 24 | 13% | 8% | 10% | |
| Southworth | D | Strafford 20 | E | E | - | + | - | - | - | + | - | - | - | - | - | - | - | - | - | - | + | - | - | - | - | - | E | E | - | - | - | X | X | 3 | 24 | 13% | 4% | 8% | |
| SOUZA† | R | Hillsborough 43 | + | - | + | + | + | E | + | E | E | E | E | E | E | E | E | E | E | E | E | + | + | + | + | + | + | + | + | + | + | + | + | + | 16 | 17 | n/a | 100% | 100% |
| Spang | D | Strafford 6 | - | + | - | + | - | - | - | + | - | - | - | - | - | - | - | - | - | - | - | + | - | - | - | - | - | - | - | - | - | - | - | 4 | 30 | 13% | 8% | 9% | |
| SPANOS | R | Belknap 3 | + | + | + | + | + | + | + | + | + | + | + | + | + | + | + | + | + | + | + | + | + | + | + | + | + | + | + | E | E | E | 27 | 27 | 100% | 96% | 98% | | |
| SPILLANE | R | Rockingham 2 | + | + | E | + | E | E | E | + | + | + | E | E | + | + | + | + | + | + | + | + | E | + | + | + | + | + | + | E | + | + | + | 22 | 22 | 100% | 100% | 100% | |
| Sprague | D | Strafford 18 | - | - | - | + | + | + | + | + | - | - | - | X | - | - | - | - | - | - | + | - | E | - | - | X | - | + | - | X | X | X | 7 | 24 | 29% | 23% | 26% | | |
| STEPANEK† | R | Hillsborough 22 | + | X | X | + | X | X | X | + | E | E | + | + | E | E | + | X | X | X | X | + | X | + | + | + | + | + | + | + | X | X | X | 13 | 13 | n/a | n/a | n/a | |
| STERLING | R | Cheshire 14 | + | E | X | + | X | + | X | X | - | + | + | - | - | - | - | - | - | + | + | X | + | - | + | + | + | - | + | + | X | X | X | 13 | 21 | 62% | 71% | 67% | |



NEW HAMPSHIRE HOUSE VOTE DETAIL

| | | | HB 128 | SB 146 | HR 3 | HB 1674 | HB 1444 | HB 1641 | HB 668 | HB 1282 | HB 1328 | HB 1417 | HB 1482 | HB 1440 | HB 1570 | HB 1684 | HB 1696 | HB 1180 | HB 1301 | HB 1480 | HB 1657 | HB 1120 | SB 330 | SB 492 | SB 4 | CMC 27 | SB 481 | SB 336 | SB 324 | HB 512 | HB 582 | HB 1286 | ACU Votes | Votes Cast | 2016 % | 2015 % | LIFETIME AVG | | |
|--------------|----------|-----------------|--------|--------|------|---------|---------|---------|--------|---------|---------|---------|---------|---------|---------|---------|---------|---------|---------|---------|---------|---------|--------|--------|------|--------|--------|--------|--------|--------|--------|---------|-----------|------------|--------|--------|--------------|-----|-----|
| Party | District | | | | | | | | | | | | | | | | | | | | | | | | | | | | | | | | | | | | | | |
| Stevens | D | Strafford 7 | - | E | - | + | - | - | - | + | + | - | - | - | - | - | - | - | - | - | - | + | - | - | E | E | E | E | E | - | X | X | X | 4 | 21 | 19% | 5% | 10% | |
| STRAIGHT† | R | Hillsborough 21 | - | - | + | + | + | + | + | E | E | E | E | E | E | E | E | E | E | E | E | + | - | + | + | + | + | + | E | X | X | X | 11 | 14 | n/a | 64% | 77% | | |
| Sullivan, D. | D | Hillsborough 42 | - | + | E | + | - | - | - | + | - | - | - | - | - | - | - | - | - | - | - | + | - | - | - | E | E | E | E | E | E | E | 4 | 21 | 19% | 9% | 12% | | |
| SULLIVAN, V. | R | Hillsborough 16 | + | + | + | + | + | + | + | + | + | + | E | + | + | + | + | + | + | + | + | + | + | + | + | + | + | E | + | + | + | + | 28 | 28 | 100% | 91% | 96% | | |
| SWEENEY, J. | R | Rockingham 8 | + | E | - | + | X | X | X | + | - | - | + | - | + | - | + | + | + | + | + | + | + | E | + | + | + | - | + | + | E | E | E | 16 | 22 | 73% | n/a | 75% | |
| SWEENEY, S.† | R | Hillsborough 23 | + | X | X | X | X | X | X | X | + | + | + | + | X | + | X | + | + | X | - | + | + | X | X | X | X | X | X | X | X | X | X | 9 | 10 | n/a | n/a | n/a | |
| Sykes | D | Grafton 13 | - | + | - | - | - | - | - | + | - | - | - | - | - | - | - | - | - | - | - | - | - | - | - | - | - | - | - | - | - | - | - | 2 | 30 | 7% | 0% | 4% | |
| SYLVIA | R | Belknap 6 | + | X | + | + | + | + | + | + | X | + | + | + | + | + | + | + | + | + | + | + | + | + | + | + | + | X | + | + | X | X | X | 24 | 24 | 100% | 100% | 97% | |
| SYTEK | R | Rockingham 8 | - | E | - | + | + | + | + | + | + | - | + | - | + | + | - | + | E | + | + | + | - | + | + | + | + | + | + | + | + | + | + | + | 22 | 28 | 79% | 65% | 69% |
| TAKESIAN | R | Hillsborough 37 | - | - | - | + | + | + | + | + | - | - | + | - | - | - | - | - | + | + | + | - | - | - | + | - | + | - | + | + | + | - | - | 14 | 30 | 47% | 40% | 37% | |
| TAMBURELLO† | R | Rockingham 5 | + | E | E | E | X | X | X | E | E | E | E | E | E | E | E | E | + | + | + | E | E | E | E | E | E | E | E | E | E | E | E | 4 | 4 | n/a | n/a | n/a | |
| TASKER† | R | Rockingham 2 | + | - | + | + | + | + | + | X | X | X | X | X | X | X | X | X | X | X | X | X | X | X | X | X | X | X | X | X | X | X | X | 6 | 7 | n/a | 94% | 93% | |
| Tatro | D | Cheshire 15 | - | + | - | - | + | - | - | - | - | - | - | X | - | - | - | + | - | - | - | - | - | E | - | - | - | - | - | - | - | - | - | 3 | 28 | 11% | 4% | 8% | |
| Theberge | D | Coos 3 | - | E | - | - | - | - | - | + | E | E | + | - | E | E | - | - | - | - | - | + | X | - | - | - | X | + | + | + | - | - | X | X | 5 | 21 | 24% | 15% | 16% |
| THOLL | R | Coos 5 | - | + | - | + | + | + | + | + | - | - | + | - | + | + | - | + | + | + | + | + | + | - | + | + | + | - | + | + | + | + | + | + | 22 | 30 | 73% | 64% | 68% |
| THOMAS, D. | R | Rockingham 5 | + | E | + | + | + | + | + | + | + | + | + | + | + | + | + | + | + | + | + | + | - | + | + | + | + | + | + | + | + | + | + | 28 | 29 | 97% | 86% | 91% | |
| Thomas, Y. | D | Coos 3 | - | - | - | - | + | - | - | + | - | - | - | - | - | - | - | - | - | X | - | + | - | - | - | - | - | - | - | - | - | - | - | 3 | 29 | 10% | 14% | 14% | |
| Ticehurst | D | Carroll 3 | - | + | - | - | - | - | - | + | - | - | - | - | - | - | - | - | - | + | - | + | + | - | - | - | - | - | - | - | - | - | - | 5 | 30 | 17% | 8% | 13% | |
| Tilton, B. | D | Cheshire 12 | + | + | - | - | + | - | + | + | - | - | - | - | - | X | - | - | - | - | - | + | + | + | - | - | + | - | - | + | - | - | - | 10 | 29 | 34% | 50% | 42% | |
| TILTON, F. | R | Belknap 3 | + | - | + | + | + | + | + | + | + | - | + | - | + | + | - | - | + | - | - | + | - | + | + | + | + | - | + | + | + | + | + | 21 | 30 | 70% | 71% | 74% | |
| TILTON, R. | R | Rockingham 20 | - | - | + | + | + | + | + | + | - | - | + | - | + | + | - | + | - | + | + | + | + | - | + | + | + | - | + | + | E | E | E | 18 | 27 | 67% | n/a | 67% | |
| Townsend | D | Grafton 11 | - | + | - | + | - | - | - | - | - | - | - | - | - | - | - | - | - | - | - | - | - | - | - | - | - | - | - | - | - | - | - | 2 | 30 | 7% | 4% | 6% | |
| Treleven | D | Strafford 17 | - | + | - | + | - | - | - | + | - | - | - | - | - | - | - | - | X | X | X | + | - | - | - | - | - | - | - | - | - | - | - | 4 | 27 | 15% | 5% | 10% | |
| TRUE | R | Rockingham 4 | E | E | + | + | + | + | + | + | + | + | + | + | + | + | + | + | + | + | + | + | + | + | + | + | + | + | + | + | + | + | + | 28 | 28 | 100% | 91% | 96% | |
| TUCKER† | R | Rockingham 23 | + | X | E | + | + | + | + | + | + | + | + | + | + | + | + | + | + | + | E | + | + | + | E | E | E | E | E | E | E | E | E | 19 | 19 | n/a | 100% | 97% | |
| Turcotte, A. | D | Merrimack 22 | - | + | - | - | - | - | - | + | - | - | - | - | - | E | - | - | - | - | - | + | - | - | + | - | - | - | + | - | + | - | - | 6 | 29 | 21% | 8% | 12% | |
| TURCOTTE, L. | R | Strafford 4 | + | - | + | + | + | + | + | + | + | + | + | + | + | + | + | + | + | + | + | + | + | + | + | + | + | + | + | + | + | + | + | 29 | 30 | 97% | 96% | 96% | |
| TWOMBLY | R | Hillsborough 34 | + | - | + | E | E | E | E | + | + | + | + | + | + | + | + | + | + | + | + | + | + | + | + | + | + | + | + | + | + | + | + | 25 | 26 | 96% | 91% | 94% | |
| ULERY | R | Hillsborough 37 | + | - | + | + | + | + | + | + | + | + | + | - | + | + | + | + | + | + | + | + | + | + | + | + | + | + | + | + | + | + | + | 28 | 30 | 93% | n/a | 93% | |
| UMBERGER | R | Carroll 2 | - | + | - | + | X | + | + | + | - | - | + | - | + | - | - | + | + | + | + | + | - | + | + | + | - | + | + | + | + | + | + | 20 | 29 | 69% | 55% | 61% | |
| VADNEY | R | Belknap 2 | + | - | - | + | + | + | + | + | - | + | + | + | + | - | + | + | + | + | + | + | + | + | + | E | E | E | E | + | + | + | + | + | 22 | 26 | 85% | 88% | 88% |
| Vann | D | Hillsborough 24 | - | + | X | - | X | X | X | - | - | - | - | - | - | - | - | - | + | - | - | + | - | - | - | - | - | - | - | - | - | - | - | 3 | 26 | 12% | 0% | 6% | |
| VARNEY† | R | Belknap 5 | + | - | - | - | E | E | E | + | + | + | + | + | X | X | + | E | E | E | E | + | + | E | + | + | - | + | + | E | E | E | 13 | 17 | n/a | 72% | 72% | | |
| Verschueren† | D | Strafford 13 | E | E | - | + | - | - | - | E | E | E | E | E | E | E | E | E | E | E | E | E | E | E | E | - | - | - | - | - | - | - | - | 1 | 13 | n/a | 10% | 9% | |
| VOSE | R | Rockingham 9 | + | - | + | + | E | E | E | + | - | + | + | + | + | + | + | + | + | + | + | + | E | + | + | + | + | + | + | + | + | + | + | 24 | 26 | 92% | 88% | 90% | |
| Wall | D | Strafford 6 | - | + | - | - | - | - | - | - | - | - | - | - | - | - | - | - | - | - | - | + | - | - | - | - | - | - | - | - | - | - | 2 | 30 | 7% | 8% | 7% | | |



NEW HAMPSHIRE HOUSE VOTE DETAIL

| Party District | | | HB 128 | SB 146 | HR 3 | HB 1674 | HB 1444 | HB 1641 | HB 668 | HB 1282 | HB 1328 | HB 1417 | HB 1482 | HB 1440 | HB 1570 | HB 1684 | HB 1686 | HB 1180 | HB 1301 | HB 1480 | HB 1657 | HB 1120 | SB 330 | SB 492 | SB 4 | CACR 27 | SB 481 | SB 336 | SB 324 | HB 512 | HB 582 | HB 1286 | ACU Votes | Votes Cast | 2016 % | 2015 % | LIFETIME AVG | | |
|----------------|---|-----------------|--------|--------|------|---------|---------|---------|--------|---------|---------|---------|---------|---------|---------|---------|---------|---------|---------|---------|---------|---------|--------|--------|------|---------|--------|--------|--------|--------|--------|---------|-----------|------------|--------|--------|--------------|------|-----|
| Wallner | D | Merrimack 10 | - | + | - | - | - | - | - | - | - | - | - | - | - | - | - | - | - | - | E | - | - | - | - | - | - | - | - | - | - | - | - | 1 | 29 | 3% | 8% | 4% | |
| Walsh, R. | D | Hillsborough 11 | - | + | - | E | E | E | E | + | - | - | - | - | - | - | - | + | - | - | - | - | - | - | - | - | - | - | - | E | E | E | 3 | 23 | 13% | 4% | 8% | | |
| WALSH, T. | R | Merrimack 24 | - | - | - | + | + | + | X | + | + | - | + | - | + | + | + | + | + | + | E | + | - | E | + | + | - | + | X | + | + | + | 19 | 26 | 73% | 65% | 69% | | |
| Ward, G. | D | Rockingham 28 | - | + | - | - | - | - | - | - | - | - | - | - | - | - | - | - | - | - | + | - | E | - | - | - | - | - | - | - | - | - | 2 | 29 | 7% | 0% | 5% | | |
| WARD, J. | R | Rockingham 19 | + | - | + | + | + | + | + | + | + | - | + | + | + | + | + | + | + | + | + | + | - | + | + | + | + | + | + | + | + | + | + | 27 | 30 | 90% | 62% | 76% | |
| Ward, K. | D | Strafford 21 | - | E | - | + | - | - | - | + | E | E | - | - | E | E | - | - | - | - | - | E | - | - | - | - | - | - | - | X | - | - | - | 2 | 23 | 9% | 6% | 9% | |
| WEBB | R | Rockingham 6 | + | + | - | + | + | + | + | + | - | - | + | - | + | X | + | + | + | + | + | + | + | E | + | + | + | - | + | + | + | + | + | E | 22 | 27 | 81% | 76% | 81% |
| Weber | D | Cheshire 1 | - | + | - | + | - | - | - | - | - | - | - | - | - | - | - | - | - | - | - | + | - | - | - | - | - | - | - | - | - | - | E | 3 | 29 | 10% | 5% | 7% | |
| WELCH | R | Rockingham 13 | - | - | - | + | + | + | + | + | + | + | + | - | + | + | - | + | + | + | + | + | + | + | + | + | + | - | + | + | + | + | + | + | 24 | 30 | 80% | 70% | 75% |
| WEYLER | R | Rockingham 13 | + | - | - | + | + | + | + | + | + | + | + | - | + | + | + | + | + | + | + | + | + | + | + | + | + | X | + | + | + | + | + | + | 26 | 29 | 90% | 86% | 85% |
| Wheeler | D | Merrimack 3 | - | - | - | E | E | E | E | + | - | - | - | - | + | - | - | - | + | - | + | + | - | + | - | - | - | - | + | - | - | E | E | 7 | 24 | 29% | 5% | 17% | |
| White | D | Grafton 13 | - | + | - | + | - | - | - | - | - | - | - | + | - | - | - | - | - | - | - | + | - | - | - | - | - | - | X | - | E | E | E | 4 | 26 | 15% | 0% | 7% | |
| WHITEHOUSE† | R | Strafford 2 | + | E | + | X | X | X | X | E | E | E | E | E | E | E | E | E | E | E | E | E | E | + | + | + | + | + | + | X | + | X | X | 9 | 9 | n/a | 95% | 95% | |
| Williams | D | Hillsborough 4 | - | + | - | - | - | - | - | - | - | - | - | + | - | - | - | - | - | - | - | E | + | - | - | - | - | - | - | - | - | - | - | 3 | 29 | 10% | 10% | 9% | |
| WOITKUN | R | Rockingham 33 | X | - | - | - | + | - | - | + | - | - | X | - | X | X | - | + | + | + | X | + | - | + | E | E | E | E | + | + | + | + | X | 10 | 20 | 50% | 57% | 54% | |
| WOLF | R | Hillsborough 7 | - | - | - | + | + | + | - | + | + | + | + | - | - | + | - | - | + | + | + | + | + | - | + | + | + | - | + | + | + | + | + | E | 19 | 29 | 66% | 58% | 62% |
| Woodbury† | R | Hillsborough 5 | + | E | X | + | X | X | X | + | + | + | X | + | + | X | - | E | E | E | E | + | + | + | + | + | + | + | + | + | X | X | X | 15 | 16 | n/a | 100% | 100% | |
| WRIGHT† | R | Carroll 8 | + | - | X | + | + | + | + | + | - | + | X | + | - | - | - | - | + | X | + | E | + | E | E | E | E | E | E | X | E | E | E | 11 | 17 | n/a | 78% | 81% | |
| WUELPER | R | Strafford 3 | + | - | + | + | + | + | + | + | + | + | + | + | + | + | + | + | + | + | + | + | + | + | + | + | + | + | + | + | + | + | + | + | 29 | 30 | 97% | 91% | 94% |
| ZARICKI | R | Hillsborough 6 | + | E | - | + | X | X | X | + | + | + | + | + | + | + | X | + | X | X | X | X | + | + | + | + | + | + | + | + | + | + | + | + | 20 | 21 | 95% | 81% | 88% |

† Legislator did not vote on enough of the selected bills and as a result the 2016 percentage was not rated.