




MICHIGAN STATE
2015-16
WOMEN'S BASKETBALL




HEAD COACH SUZY MERCHANT

 Suzy Merchant has the most NCAA Tournament appearances by a Spartan head coach.


 First women's coach to capture two Big Ten titles (2011, 2014)


 2010-11 Big Ten Coach of the Year

 Fastest MSU Coach to 100 wins

SPARTAN WOMEN'S BASKETBALL


 Michigan State has won at least 15 games for the 14th-straight season.


 MSU has won at least 10 conference games in 12 of the last 13 seasons. Winning 10 BIG games in 12-straight seasons was the longest active streak in the Big Ten and MSU was one of seven teams in the nation to accomplish the feat.

 The Spartans have finished third or better in the Big Ten in six of the last seven seasons.

Michigan State has gone to the NCAA Tournament 11 times in the last 13 seasons.

 87 All-Big Ten Selections

 11-straight seasons finishing in the top-15 nationally in attendance, finished 10th last season. This was the sixth consecutive year in the top-10. Over 97,000 fans packed the Breslin Center to watch MSU women's basketball this season.

 Aerial Powers and Tori Jankoska were All-Big Ten selections in 2014-15 by both the coaches and the media, when Powers was named to the First Team and Jankoska to the Second Team.



11-STRAIGHT SEASONS TOP-15
NATIONALLY IN ATTENDANCE,
FINISHING 10TH LAST SEASON



2015-16 Women's Basketball

SPARTANS

2015-16 SPARTANS

1997 B1G Regular-Season Champions
2005 B1G Regular-Season & Tournament Champions
2011 B1G Regular-Season Champions
2014 B1G Regular-Season Co-Champions



MSU has had 24 1,000-point scorers



Six All-Americans the last 11 seasons



42 All-Big Ten selections under Merchant

27 All-Big Ten Selections in past eight years

MSUSpartans.com



Table of Contents / Roster

2015-16 Roster.....	2	Hall of Famers.....	62-63	All-Time Series Records.....	115
Jasmine Hines.....	4-7	All-Americans.....	63-64	All-Time Series Results.....	116-125
Cara Miller.....	8-10	Awards & Honors.....	65	Year-by-Year Results.....	127-133
Akyah Taylor.....	11-12	Team Awards.....	66	Michigan State University.....	134
Tori Jankoska.....	13-15	All-Time Letterwinners.....	67-68	President Simon/Board of Trustees.....	135
Aerial Powers.....	16-19	Captains/Mangers.....	69	Mark Hollis.....	136-137
Brannndais Agee.....	20-22	All-Time Numerical Roster.....	70-71	Spartan Tradition.....	138
Morgan Green.....	23	WNBA/International Experience.....	72-73	Breslin Center.....	139
Lexi Gussert.....	24-25	Big Ten Tournament History.....	74	Media Information.....	140-141
Kennedy Johnson.....	26-27	NCAA Tournament History.....	75-77	Quick Facts.....	141
Jenna Allen.....	28	NCAA Tournament Records.....	78-79	2015-16 Opponents.....	142
Octavia Barnes.....	29	NCAA Tournament Box Scores.....	80-87	2015-16 B1G Composite Schedule..	143-144
Kalabrya Gondrezick.....	30	WNIT History.....	88	TV/Radio Roster.....	IBC
Hana Vesela.....	33	Career Records.....	90-92		
Meet the Spartans.....	34	Double-Doubles.....	93		
Suzy Merchant.....	36-37	1,000-Point Scorers.....	94-97		
Amaka Agugua.....	38	Single-Season Records.....	98-99		
NcKell Copeland.....	39	Freshman Records.....	100		
Mark Simons.....	40	Single-Game Records.....	101-102		
Alysiah Bond/Jami Baker.....	41	Year-by-Year Records.....	103-105		
LouAnne Jefferson/Sports Medicine.....	42	Team Records.....	106		
Kristin Reinhart/Tim Wakeham.....	43	Opponent Records.....	107		
Support Staff.....	44	Breslin Center Records.....	108		
2014-15 Year in Review.....	46-47	Attendance Records.....	109		
2014-14 Statistics.....	48	Against Ranked Opponents.....	110-111		
2014-15 Results.....	49	Overtime Games.....	112		
2014-15 Game-by-Game Results.....	49-57	National Rankings.....	113		
Big Ten Awards & Honors.....	60-61	All-Time Coaching Records.....	114		

CREDITS: The 2015-16 Michigan State women's basketball media guide was written, produced, designed and edited by assistant athletic communications director Kara Fisher. Editorial assistance provided by Jamie Baldwin, Jeff Barnes, Jim Donatelli, Zach Fisher and Hanna Sprague. Special thanks to the women's basketball staff. Photography by Matthew Mitchell, Rey Del Rio, Rafael Suanes, Marc Browning, Brian Tirpak, Erin Groom, Don FERIA, John Gwillim, Harley Seeley, David Olds, Dale Young, NBA Entertainment, USA Basketball, Jerry Lai and Jerry Margolis. Cover Design by Aaron DeWall with inside design by Jon Hevron. Printing by Foresight Group, Lansing, Mich.

2015-16 Spartan Roster

No.	Name	Pos.	Ht.	Yr.	Hometown/High School
1	Tori Jankoska	G	5-8	Jr.	Freeland, Mich./Freeland
2	Cara Miller	G	6-1	Sr.	Farmington Hills, Mich./Divine Child
3	Kalabrya Gondrezick	G	5-8	Fr.	Benton Harbor, Mich./Benton Harbor
4	Jasmine Hines	C	6-3	Sr.	Central Lake, Mich./Central Lake
5	Octavia Barnes	F	5-10	Fr.	Jackson, Miss./Raymond
10	Brannndais Agee	G	5-11	R-So.	Detroit, Mich./Cass Technical
12	Nathy Dambo	F	6-3	Fr.	Fort-de-France, Martinique/ Junipeor Serra
13	Morgan Green	G	5-8	So.	San Jose, Calif. /Chabot College
15	Victoria Gaines	F	6-1	Fr.	Merrville, Ind./Merrville
21	Hana Vesela	C	6-4	Fr.	Pribor, Czech Republic/Brimley
23	Aerial Powers	F	6-0	Jr.	Detroit, Mich./Detroit Country Day
24	Lexi Gussert	G/F	6-0	So.	Crystal Falls, Mich./Forest Park
33	Jenna Allen	F	6-3	Fr.	Bedford, Ind./North Lawrence
45	Akyah Taylor	F	5-11	Sr.	Elkhart, Ill./St. Francis
55	Kennedy Johnson	F	6-3	So.	Galloway, N.J./Wildwood Catholic

Head Coach - Suzy Merchant (Central Michigan '91; ninth season)
Assistant Coach - Amaka Agugua (Hofstra '05; third season)
Assistant Coach - NcKell Copeland (Jacksonville State '03; fifth season)
Assistant Coach - Mark Simons (Aquinas '72; fourth season)
Director of Basketball Operations and Technology - Alysiah Bond
Assistant to the Head Coach - Jami Baker

PRONUNCIATION GUIDE

Brannndais Agee - Brandy a-G
 Amaka Agugua - uh-MAH-kuh uh-GOO-gwa
 Nathy Dambo - NOT-ee
 NcKell Copeland - nah-KELL
 Kalabrya Gondrezick - Ka-LAY-bree-uh GONE-dra-zic

Tori Jankoska - jan-KOSS-kah
 Akyah Taylor - Ah-KYE-uh
 Hana Vesela - HAWN-uh VESS-ill-a



2015-16 SPARTANS





Jasmine Hines

Senior • 6-3 • Central Lake, Mich./Central Lake

Granted medical redshirt for injury-shortened 2014-15 season ... Appeared in 97 games ... Has scored 615 career points in 1,452 career minutes ... Field goal percentage in 2011-12 was the fourth-best by a Spartan freshman all-time ... Three-time Academic All-Big Ten ... High school All-American and Michigan's Miss Basketball in 2011.

SENIOR (2014-15): Co-captain ... Academic All-Big Ten ... Played in eight games ... Averaged 8.4 points (fourth on the team) and 6.6 rebounds in 23.5 minutes ... Had eight points and eight rebounds in the opener vs. Eastern Michigan (11/16) ... Grabbed a game-high 12 rebounds vs. No. 3/2 Notre Dame (11/19) ... Posted eight points and seven rebounds vs. IUPUI (11/23) ... In only 11 minutes vs. Oakland (11/26), had her first double-digit game of the season with 10 points, while adding six rebounds ... Logged a season-high 16 points against Georgia Tech (12/4) in the ACC/Big Ten Challenge, including making a career-high eight free throws (8-12), while adding a career-high tying two blocks to go with nine rebounds and one assist in a career-high 37 minutes ... Posted double-digits for the second game in a row and third time during the season with 12 points at Georgia (12/7), adding four rebounds and one steal in 24 minutes ... Did not play at Loyola Chicago (12/14) ... Returned to the lineup in the win against Alcorn State (12/16) with two points and three rebounds ... Injury kept her out the remainder of the season.

JUNIOR (2013-14): Named MSU's Sixth Player of the Year at the team banquet ... Academic All-Big Ten ... Played in the final 26 games after she missed seven games with a concussion ... Averaged 5.6 points and 4.0 rebounds in only 14.3 minutes ... Shot 49.1% from the field, second on the team ... Averaged 1.7 offensive rebounds per game, fourth on the team ... Made her season debut at Florida State (12/4) ... Posted five points and eight rebounds in 19 minutes vs. Oakland (12/15) ... Scored nine points in 18 minutes at Michigan (1/12), also adding three rebounds ... Grabbed four rebounds in nine minutes vs. No. 16/17 Penn State (1/19) ...

Had five rebounds in nine minutes vs. Illinois (1/23) ... Posted 16 points and six rebounds in 23 minutes off the bench vs. No. 19/16 Purdue (2/2) and shot 8-for-13 from the field ... In 22 minutes at Wisconsin (2/20), recorded 10 points and seven rebounds (four offensive) ... Scored 13 points on 6-for-9 shooting in 23 minutes vs. Minnesota (2/24), also grabbing four rebounds and blocking her first shot of the season ... Had her third-straight double-digit game, totaling 11 points on 5-for-8 shooting in 20 minutes at Northwestern (2/27), also adding five rebounds ... Grabbed a season-high 11 rebounds in 22 minutes vs. Indiana (3/2), also adding seven points ... Posted six points and six rebounds vs. Michigan in the Big Ten Tournament quarterfinals (3/7) ... Had seven points, six rebounds and tied her career high with two assists in only 12 minutes in the NCAA Tournament First Round vs. Hampton (3/23) ... Led the Spartans with 16 points, on 5-for-8 shooting, in the NCAA Tournament second round vs. No. 12/13 North Carolina (3/25), also adding five rebounds in 22 minutes.

SOPHOMORE (2012-13): Academic All-Big Ten ... Appeared in 33 games, starting five ... Averaged 7.6 points and 4.7 rebounds (fourth on the team) in 17.6 minutes ... Led the team in field goal percentage (43.6%) for the second-straight season ... Finished ninth in the Big Ten with a team-best 2.4 offensive rebounds per game ... In the season opener vs. UT Arlington (11/11), totaled 11 points, on 4-for-5 shooting, and seven rebounds in 19 minutes off the bench ... Led MSU in scoring for the first time in her career vs. Virginia Tech (11/18), posting 12 points and five rebounds in 19 minutes off the bench ... Scored 14 points vs. Albany (11/21) on 6-for-9 shooting in 24 minutes ... Added nine points and four rebounds vs. Robert Morris (11/25) ... Grabbed two steals at NC State (11/29) in the ACC/Big Ten Challenge ... Scored a career-high 19 points in only 19 minutes vs. Milwaukee (12/1), adding six rebounds and a career-high two assists ... In just 12 minutes off the bench at Oakland (12/5), went 4-for-5 from the field for eight points ... Named to the South Point Holiday Hoops Classic All-Tournament Team -





Scored 12 points and grabbed six rebounds in 16 minutes vs. Oregon State (12/19); Posted seven points and four rebounds in 19 minutes vs. Texas Tech (12/20) ... Scored 15 points on 7-for-11 shooting vs. Minnesota (1/3), also adding four rebounds ... Tallied 12 points and five rebounds in 23 minutes vs. No. 9 Penn State (1/6) ... Posted her first career double-double with a game-high tying 18 points and a then-career-high 13 rebounds in only 22 minutes at Illinois (1/13); first time in her career she led MSU in rebounding; her eight offensive rebounds were the most by a Spartan since March 2, 2011 ... Making her first career start, grabbed a game-high 11 rebounds (including seven offensive) and picked up a career-high three steals in a then-career-high 36 minutes vs. No. 13 Purdue (1/27) ... Grabbed a career-high 14 rebounds in the Big Ten Tournament semifinals vs. No. 8 Penn State (3/9), also tying career highs with two assists and two blocks in 29 minutes ... Went 3-for-3 for six points and added a career-high two assists in only eight minutes vs. Marist (3/23) in the NCAA Tournament First Round.

FRESHMAN (2011-12): Appeared in 30 games ... Averaged 5.1 points and 2.5 rebounds in only 10.3 minutes per game ... Shot a team-best 54.2% (58-107) from the field ... Her percentage was the fourth-best by a Spartan freshman all-time ... Scored 13 points, grabbed four rebounds, blocked a shot and picked up a steal in 15 minutes vs. North Carolina A&T (11/12); her 13 points tie for the ninth-most in a Spartan debut ... Scored nine points and grabbed three rebounds vs. No. 9 Miami (12/1) ... Scored nine points in only 14 minutes vs. Detroit (12/6), also adding four rebounds and a steal ... Had eight points in 16 minutes vs. Colorado State (12/20) ... Scored in double-figures for the first time since Nov. 17, totaling 11 points and five rebounds in a then-season-high 21 minutes at Indiana (12/30) ... Chipped in six points and four rebounds on her birthday vs. Illinois (1/26) ... In the Big Ten Tournament First Round vs. Indiana (3/1), scored a season-high 17 points and grabbed a season-high six rebounds in only 14 minutes ... In only 10 minutes in the NCAA Tournament First Round vs. No. 19 Louisville (3/17), totaled eight points, five rebounds, a block and a steal.

HIGH SCHOOL: 2011 PARADE High School All-American ... 2011 Michigan's Miss Basketball ... 2011 Michigan Gatorade Player of the Year ... 2011 Associated Press Class D Player of the Year ... Michigan's girls' basketball career record holder in points with 3,034 and rebounds with 1,692, surpassing the previous records of 2,989 points and 1,667 rebounds ... Also 10th in MHSAA history with 320 career blocks ... A four-year letterwinner for head coach Al Becker at Central Lake High School ... A four-time first-team all-state, all-conference and all-region selection ... As a senior, led the Trojans to a 26-1 record, advancing to the Class D semifinals, while averaging more than 29 points, 15 rebounds and three

blocks ... GTM Sportswear® Athlete of the Month for March 2011 ... As a junior, set MHSAA single-season records with 935 points and 478 rebounds ... Averaged 34.6 points, 17.7 rebounds, 3.5 blocks, 3.0 steals and 1.8 assists per game ... 2010 Associated Press Class D Player of the Year ... As a sophomore, grabbed 380 rebounds, the ninth most in a single-season in MHSAA history ... Scored at least 50 points three times in her career, including a career-high 53 points against Inland Lake on Feb. 15, 2011; tied for seventh most in a single-game in MHSAA history ... Set a career high with 31 rebounds vs. Mancelona on Jan. 29, 2008, tied for the fourth most in a game in MHSAA history ... Ranked No. 44 overall and the No. 11 center in the country by Collegiate Girls Basketball Report, in addition to being tabbed No. 85 overall by Blue Star Basketball ... Also an honorable mention all-state selection as a junior, and a four-time all-conference honoree.

PERSONAL: Born Jan. 26, 1993 ... Daughter of Ralph and Jill Hines ... Has two sisters, Jillian and Allie ... Graduated in May with a degree in kinesiology ... Pursuing her master's degree in kinesiology ... Co-valedictorian and homecoming queen at Central Lake High School ... Member of the National Honor Society.

CAREER HIGHS:
Points: 19, vs. Milwaukee (12/1/12)
Field Goals: 8, vs. Purdue (2/2/14)
Free Throws: 9, vs. Indiana (3/1/12)
Rebounds: 14, vs. Penn State (3/9/13)
Assists: 2, four times, last vs. Hampton (3/23/14)
Blocks: 2, three times, last vs. Penn State (3/9/13)
Steals: 2, vs. Purdue (1/27/13)
Minutes: Career: 37, vs. Georgia Tech (12/4/14)



CAREER STATISTICS

Season	gp-gs		Total		3-Point		F-Throws		Rebounds					Scoring						
	gp	gs	fg-fga	pct	fg-fga	pct	ft-fta	pct	off	def	tot	avg	pf	fo	ast	to	bik	stl	pts	avg
2011-12	30-0	310/10.3	58-107	.542	0-0	.000	36-72	.500	35	40	75	2.5	49	0	5	36	7	8	152	5.1
2012-13	33-5	582/17.6	96-220	.436	0-0	.000	59-100	.590	78	78	156	4.7	75	1	13	57	9	20	251	7.6
2013-14	26-0	372/14.3	56-114	.491	0-0	.000	33-51	.647	45	59	104	4.0	61	1	7	31	3	4	145	5.6
2014-15	8-0	188/23.5	24-52	.462	0-0	.000	19-35	.543	26	27	53	6.6	20	0	3	13	4	5	67	8.4
TOTAL	97-5	1452/15.0	234-493	.475	0-0	.000	147-258	.570	184	204	388	4.0	205	2	28	137	23	37	615	6.3





2014-15 HINES GAME-BY-GAME

Opponent	Date	gs	min	Total		3-Pointers		Free throws		Rebounds			pf	a	tlo	blk	stl	pts	avg	
				fg	fga	pct	3fg	3fga	pct	ft	fta	pct								off
EASTERN MICHIGAN	11/16/14	28	3-12	.250	0-0	.000	2-3	.667	6	2	8	8.0	4	0	1	1	1	8	8.0	
NOTRE DAME	11/19/14	29	1-5	.200	0-0	.000	3-8	.375	4	8	12	10.0	4	1	1	0	0	5	6.5	
IUPUI	11/23/14	30	4-7	.571	0-0	.000	0-1	.000	6	1	7	9.0	2	0	2	0	1	8	7.0	
OAKLAND	11/26/14	11	4-5	.800	0-0	.000	2-2	1.000	3	3	6	8.3	2	0	1	0	1	10	7.8	
MIAMI (OHIO)	11/30/14	13	3-6	.500	0-0	.000	0-1	.000	2	2	4	7.4	0	0	1	1	1	6	7.4	
GEORGIA TECH	12/04/14	37	4-6	.667	0-0	.000	8-12	.667	4	5	9	7.7	3	1	4	2	0	16	8.8	
at Georgia	12/07/14	24	5-9	.556	0-0	.000	2-4	.500	0	4	4	7.1	4	0	0	0	1	12	9.3	
ALCORN STATE	12/16/14	16	0-2	.000	0-0	.000	2-4	.500	1	2	3	6.6	1	1	3	0	0	2	8.4	
Totals		0	188	24-52	.462	0-0	.000	19-35	.543	26	27	53	6.6	20	3	13	4	5	67	8.4

2013-14 HINES GAME-BY-GAME

Opponent	Date	gs	min	Total		3-Pointers		Free throws		Rebounds			pf	a	tlo	blk	stl	pts	avg	
				fg	fga	pct	3fg	3fga	pct	ft	fta	pct								off
at Florida State	12/04/13	14	0-2	.000	0-0	.000	0-0	.000	0	0	0	0.0	2	1	1	0	1	0	0.0	
at Virginia Tech	12/07/13	2	0-1	.000	0-0	.000	0-0	.000	0	0	0	0.0	1	0	0	0	0	0	0.0	
OAKLAND	12/15/13	19	1-4	.250	0-0	.000	3-4	.750	3	5	8	2.7	2	1	1	0	0	5	1.7	
vs Oklahoma State	12/19/13	4	1-1	1.000	0-0	.000	0-0	.000	0	0	0	2.0	1	0	1	0	0	2	1.8	
vs Georgetown	12/20/13	18	2-3	.667	0-0	.000	3-4	.750	3	5	8	3.2	3	0	1	0	0	7	2.8	
COLGATE	12/29/13	13	1-1	1.000	0-0	.000	3-4	.750	2	3	5	3.5	0	0	2	1	0	5	3.2	
at Minnesota	01/04/14	10	2-3	.667	0-0	.000	0-0	.000	0	2	2	3.3	3	0	1	0	0	4	3.3	
NEBRASKA	01/09/14	2	1-1	1.000	0-0	.000	0-1	.000	0	0	0	2.9	0	0	1	0	0	2	3.1	
at Michigan	01/12/14	18	3-6	.500	0-0	.000	3-4	.750	1	2	3	2.9	1	0	0	0	0	9	3.8	
at Iowa	01/16/14	7	0-2	.000	0-0	.000	0-0	.000	1	0	1	2.7	3	0	0	0	0	0	3.4	
PENN STATE	01/19/14	9	0-3	.000	0-0	.000	0-0	.000	2	2	4	2.8	2	0	2	0	0	0	3.1	
ILLINOIS	01/23/14	9	1-3	.333	0-0	.000	0-0	.000	2	3	5	3.0	2	0	0	0	0	2	3.0	
at Ohio State	01/26/14	3	1-1	1.000	0-0	.000	0-0	.000	0	0	0	2.8	3	0	2	0	0	2	2.9	
WISCONSIN	01/30/14	6	1-1	1.000	0-0	.000	0-0	.000	1	0	1	2.6	2	0	1	0	0	2	2.9	
PURDUE	02/02/14	23	8-13	.615	0-0	.000	0-0	.000	3	3	6	2.9	5	0	3	0	0	16	3.7	
at Illinois	02/05/14	8	1-5	.200	0-0	.000	0-1	.000	4	0	4	2.9	2	0	1	0	1	2	3.6	
at Nebraska	02/08/14	16	3-4	.750	0-0	.000	2-2	1.000	1	0	1	2.8	3	0	1	0	0	8	3.9	
OHIO STATE	02/15/14	23	2-4	.500	0-0	.000	0-0	.000	2	4	6	3.0	1	0	1	0	0	4	3.9	
at Wisconsin	02/20/14	22	4-7	.571	0-0	.000	2-3	.667	4	3	7	3.2	2	0	1	0	0	10	4.2	
MINNESOTA	02/24/14	23	6-9	.667	0-0	.000	1-2	.500	1	3	4	3.3	4	1	2	1	0	13	4.7	
at Northwestern	02/27/14	20	5-8	.625	0-0	.000	1-5	.200	2	3	5	3.3	3	0	1	0	1	11	5.0	
INDIANA	03/02/14	22	2-8	.250	0-0	.000	3-4	.750	4	7	11	3.7	1	0	1	1	0	7	5.0	
vs Michigan	03/07/14	23	2-3	.667	0-0	.000	2-2	1.000	1	5	6	3.8	4	1	2	0	0	6	5.1	
vs Nebraska	03/08/14	24	2-8	.250	0-0	.000	1-1	1.000	5	1	6	3.9	4	0	1	0	0	5	5.1	
vs Hampton	03/23/14	12	2-5	.400	0-0	.000	3-4	.750	2	4	6	4.0	3	2	1	0	0	7	5.2	
vs North Carolina	03/25/14	22	5-8	.625	0-0	.000	6-10	.600	1	4	5	4.0	4	1	3	0	1	16	5.6	
Totals		0	372	56-114	.491	0-0	.000	33-51	.647	45	59	104	4.0	61	7	31	3	4	145	5.6

2015-16 Spartans





2012-13 HINES GAME-BY-GAME

Opponent	Date	gs	min	Total		3-Pointers		Free throws		Rebounds				pf	a	t/o	blk	stl	pts	avg
				fg-fga	pct	3fg-fga	pct	ft-fa	pct	off	def	tot	avg							
EASTERN MICHIGAN	11/16/14	28	3-12	250	0-0	.000	2-3	.667	6	2	8	8.0	4	0	1	1	1	1	8	8.0
NOTRE DAME	11/19/14	29	1-5	200	0-0	.000	3-8	.375	4	8	12	10.0	4	1	1	0	0	5	6.5	
IUPUI	11/23/14	30	4-7	571	0-0	.000	0-1	.000	6	1	7	9.0	2	0	2	0	1	8	7.0	
OAKLAND	11/26/14	11	4-5	800	0-0	.000	2-2	1.000	3	3	6	8.3	2	0	1	0	1	10	7.8	
MIAMI (OHIO)	11/30/14	13	3-6	500	0-0	.000	0-1	.000	2	2	4	7.4	0	0	1	1	1	6	7.4	
GEORGIA TECH	12/04/14	37	4-6	667	0-0	.000	8-12	.667	4	5	9	7.7	3	1	4	2	0	16	8.8	
at Georgia	12/07/14	24	5-9	556	0-0	.000	2-4	.500	0	4	4	7.1	4	0	0	0	1	12	9.3	
at Loyola Chicago	12/14/14	dnp	-	-	-	-	-	-	-	-	-	-	-	-	-	-	-	-	-	
ALCORN STATE	12/16/14	16	0-2	.000	0-0	.000	2-4	.500	1	2	3	6.6	1	1	3	0	0	2	8.4	
vs Baylor	12/20/14	dnp	-	-	-	-	-	-	-	-	-	-	-	-	-	-	-	-	-	
vs Syracuse	12/21/14	dnp	-	-	-	-	-	-	-	-	-	-	-	-	-	-	-	-	-	
NORTHWESTERN	12/28/14	dnp	-	-	-	-	-	-	-	-	-	-	-	-	-	-	-	-	-	
at Indiana	12/31/14	dnp	-	-	-	-	-	-	-	-	-	-	-	-	-	-	-	-	-	
at Michigan	01/04/15	dnp	-	-	-	-	-	-	-	-	-	-	-	-	-	-	-	-	-	
NEBRASKA	01/08/15	dnp	-	-	-	-	-	-	-	-	-	-	-	-	-	-	-	-	-	
at Northwestern	01/11/15	dnp	-	-	-	-	-	-	-	-	-	-	-	-	-	-	-	-	-	
ILLINOIS	01/15/15	dnp	-	-	-	-	-	-	-	-	-	-	-	-	-	-	-	-	-	
IOWA	01/18/15	dnp	-	-	-	-	-	-	-	-	-	-	-	-	-	-	-	-	-	
at Maryland	01/22/15	dnp	-	-	-	-	-	-	-	-	-	-	-	-	-	-	-	-	-	
WISCONSIN	01/25/15	dnp	-	-	-	-	-	-	-	-	-	-	-	-	-	-	-	-	-	
INDIANA	01/28/15	dnp	-	-	-	-	-	-	-	-	-	-	-	-	-	-	-	-	-	
at Ohio State	02/02/15	dnp	-	-	-	-	-	-	-	-	-	-	-	-	-	-	-	-	-	
MICHIGAN	02/05/15	dnp	-	-	-	-	-	-	-	-	-	-	-	-	-	-	-	-	-	
at Minnesota	02/08/15	dnp	-	-	-	-	-	-	-	-	-	-	-	-	-	-	-	-	-	
at Penn State	02/11/15	dnp	-	-	-	-	-	-	-	-	-	-	-	-	-	-	-	-	-	
MARYLAND	02/16/15	dnp	-	-	-	-	-	-	-	-	-	-	-	-	-	-	-	-	-	
RUTGERS	02/22/15	dnp	-	-	-	-	-	-	-	-	-	-	-	-	-	-	-	-	-	
at Illinois	02/25/15	dnp	-	-	-	-	-	-	-	-	-	-	-	-	-	-	-	-	-	
at Purdue	02/28/15	dnp	-	-	-	-	-	-	-	-	-	-	-	-	-	-	-	-	-	
vs Michigan	3/5/15	dnp	-	-	-	-	-	-	-	-	-	-	-	-	-	-	-	-	-	
vs Maryland	3/6/15	dnp	-	-	-	-	-	-	-	-	-	-	-	-	-	-	-	-	-	
Totals		0	188	24-52	.462	0-0	.000	19-35	.543	26	27	53	6.6	20	3	13	4	5	67	8.4

2011-12 HINES GAME-BY-GAME

Opponent	Date	gs	min	Total		3-Pointers		Free throws		Rebounds				pf	a	t/o	blk	stl	pts	avg
				fg-fga	pct	3fg-fga	pct	ft-fa	pct	off	def	tot	avg							
vs North Carolina A&T	11/12/11	15	5-7	.714	0-0	.000	3-6	.500	2	2	4	4.0	3	0	2	1	1	13	13.0	
IPFW	11/15/11	8	2-3	.667	0-0	.000	1-5	.200	2	3	5	4.5	1	0	1	1	0	5	9.0	
WESTERN MICHIGAN	11/17/11	10	6-7	.857	0-0	.000	1-2	.500	1	3	4	4.3	4	0	1	0	0	13	10.3	
at Florida Gulf Coast	11/19/11	2	0-0	.000	0-0	.000	0-0	.000	0	1	1	3.5	2	0	1	0	0	0	7.8	
at Milwaukee	11/22/11	5	1-1	1.000	0-0	.000	2-2	1.000	0	1	1	3.0	0	0	0	0	0	4	7.0	
OAKLAND	11/27/11	13	3-3	1.000	0-0	.000	0-1	.000	1	0	1	2.7	0	1	1	0	0	6	6.8	
MIAMI	12/01/11	18	4-6	.667	0-0	.000	1-3	.333	0	3	3	2.7	2	0	0	1	0	9	7.1	
EASTERN MICHIGAN	12/03/11	5	0-1	.000	0-0	.000	0-0	.000	0	0	0	2.4	0	0	2	0	0	0	6.3	
DETROIT	12/06/11	14	4-6	.667	0-0	.000	1-6	.167	2	2	4	2.6	1	1	3	0	1	9	6.6	
at Texas	12/10/11	3	0-0	.000	0-0	.000	1-2	.500	0	0	0	2.3	3	0	1	0	0	1	6.0	
vs Colorado State	12/20/11	16	4-6	.667	0-0	.000	0-0	.000	1	1	2	2.3	2	0	2	0	1	8	6.2	
vs Pittsburgh	12/21/11	11	1-1	1.000	0-0	.000	2-3	.667	1	0	1	2.2	1	0	2	0	0	4	6.0	
at Indiana	12/30/11	21	3-8	.375	0-0	.000	5-6	.833	2	3	5	2.4	3	0	3	0	0	11	6.4	
MICHIGAN	01/04/12	19	4-6	.667	0-0	.000	1-4	.250	2	2	4	2.5	4	1	1	2	0	9	6.6	
at Penn State	01/07/12	4	0-0	.000	0-0	.000	0-0	.000	0	2	2	2.5	3	0	3	0	0	0	6.1	
INDIANA	01/12/12	12	1-2	.500	0-0	.000	1-2	.500	0	1	1	2.4	3	1	2	1	0	3	5.9	
OHIO STATE	01/15/12	7	1-2	.500	0-0	.000	0-0	.000	1	0	1	2.3	1	0	1	0	0	2	5.7	
at Minnesota	01/19/12	18	4-8	.500	0-0	.000	0-1	.000	2	2	4	2.4	2	0	1	0	1	8	5.8	
at Purdue	01/23/12	22	3-10	.300	0-0	.000	1-4	.250	3	1	4	2.5	1	0	1	0	0	7	5.9	
ILLINOIS	01/26/12	21	1-4	.250	0-0	.000	4-8	.500	2	2	4	2.6	1	0	2	0	1	6	5.9	
PENN STATE	01/29/12	9	1-5	.200	0-0	.000	0-0	.000	0	3	3	2.6	4	0	0	0	1	2	5.7	
at Michigan	02/05/12	2	0-2	.000	0-0	.000	0-0	.000	0	0	0	2.5	1	0	0	0	0	0	5.5	
NORTHWESTERN	02/09/12	5	1-3	.333	0-0	.000	2-2	1.000	1	0	1	2.4	1	0	0	0	0	4	5.4	
at Iowa	02/12/12	11	0-1	.000	0-0	.000	1-2	.500	1	1	2	2.4	2	0	2	0	0	1	5.2	
at Wisconsin	02/16/12	5	1-3	.333	0-0	.000	0-2	.000	3	2	5	2.5	0	0	1	0	0	2	5.1	
PURDUE	02/19/12	1	0-0	.000	0-0	.000	0-0	.000	0	0	0	2.4	0	0	0	0	0	0	4.9	
at Northwestern	02/26/12	7	0-1	.000	0-0	.000	0-0	.000	0	2	2	2.4	0	0	0	0	1	0	4.7	
vs Indiana	03/01/12	14	4-6	.667	0-0	.000	9-11	.818	4	2	6	2.5	2	1	2	0	0	17	5.1	
vs Purdue	03/02/12	2	0-0	.000	0-0	.000	0-0	.000	0	0	0	2.4	0	0	0	0	0	0	5.0	
vs Louisville	03/17/12	10	4-5	.800	0-0	.000	0-0	.000	4	1	5	2.5	0	0	1	1	1	8	5.1	
Totals		0	310	58-107	.542	0-0	.000	36-72	.500	35	40	75	2.5	49	5	36	7	8	152	5.1





Cara Miller

Senior • 6-1 • Farmington Hills, Mich./Divine Child

2015-16 Spartans



Has appeared in 59 career games ... For her career, averaging 2.1 points and 2.3 rebounds in 14.4 minutes ... Received the Spartan Scholar-Athlete Award at the team banquet the last three seasons.

JUNIOR (2014-15): Received the Spartan Scholar-Athlete Award for the third-straight season at the team banquet ... Played in 29 of 30 games, starting 11 ... Earned Academic All-Big Ten honors ... Averaged 2.9 points, 3.4 rebounds and 1.0 assists in 21.6 minutes ... Has only 28 turnovers on the season (1.0 assist-to-turnover ratio) ... Grabbed four rebounds in the opener vs. Eastern Michigan (11/16) ... Played a career-high 30 minutes vs. IUPUI (11/23), totaling four points and five rebounds ... Tied her career highs with seven rebounds and four assists in 23 minutes vs. Oakland (11/26) ... Netted season-high six points, adding one rebound in 12 minutes against Miami (Ohio) (11/30) ... Tallied four points and two rebounds in 13 minutes against Georgia Tech (12/4) ... Recorded two points and one rebound in six minutes at Georgia (12/7) ... Posted five points, five rebounds, three assists and three steals in 21 minutes at Loyola Chicago (12/14) ... Had one rebound in 11 minutes against No. 19 Syracuse at the Florida Sunshine Classic (12/21) ... Had two points off of free throws to go along with two assists and two steals against Northwestern (12/28) ... Returned to the lineup with two rebounds in 14 minutes against Michigan (1/4) ... Scored a career-high 12 points in a career-high 35 minutes in her first career start ... Scored three points with four rebounds with one assist and one steal in 27 minutes at Northwestern (1/11) ... In 17 minutes against Illinois (1/15), brought down five rebounds, with two assists and one steal in her third start of the season ... Against Iowa (1/18), played 30 minutes with four points and four rebounds ... Played a career-high 38 minutes with four points, six rebounds and four assists against Wisconsin (1/25) ... Scored one point with five rebounds, two steals and an assist against Indiana (1/28) ... Had seven rebounds and

one assist in 28 minutes at Minnesota (2/8) ... Tallied two points with four rebounds and an assist at Penn State (2/11) in 20 minutes ... Scored 10 points with five rebounds, two steals and two assists against No. 5 Maryland (2/16) ... At Illinois (2/25), scored two points with one rebound, one steal and one assist in 12 minutes ... Played 26 minutes at Purdue (2/28), scored five points with two rebounds and three steals ... Against Michigan in the Big Ten Tournament (3/5), scored six points with four rebounds in 18 minutes ... Scored two points with one rebound in the Big Ten Tournament against Maryland (3/6).

SOPHOMORE (2013-14): Academic All-Big Ten ... Played in 20 games ... Averaged 1.6 points, 1.0 rebounds and 0.5 assists in 7.2 minutes ... Had only five turnovers on the season (10:5 assist-to-turnover ratio) ... Played 15 minutes off the bench vs. Canisius (11/14), posting three points and two assists, knocking down her second career 3-pointer ... Played a then career-high 17 points vs. No. 23/21 Dayton (11/17), grabbing three rebounds and a steal ... Played 19 minutes vs. Detroit (11/20), totaling five points and a career-high four assists (with no turnovers) ... Scored a then -career-high seven points, including two 3-pointers, in 19 minutes at Virginia Tech (12/7) ... Scored five points in five minutes vs. Oakland (12/15) ... Had five points, two rebounds, two assists, a steal and a block in 12 minutes vs. Colgate (12/29) ... Played 13 minutes at Illinois (2/4), her most ever in a Big Ten game ... Grabbed two rebounds in five minutes at No. 22/21 Nebraska (2/8) ... Had two points, three rebounds and a steal in six minutes at Northwestern (2/27) ... In her NCAA Tournament debut, had a rebound, assist and steal in seven minutes vs. Hampton (3/23) in the first round.

FRESHMAN (2012-13): Received the Spartan Scholar-Athlete Award at the team banquet ... Appeared in nine games ... Averaged 0.6 points and 1.8 rebounds in 7.1 minutes ... In her Spartan debut vs. UT Arlington (11/11),



grabbed seven rebounds, tying for the 11th most in a Spartan debut, in a season-high 16 minutes ... Grabbed three rebounds in seven minutes vs. Albany (11/21) ... In eight minutes vs. Robert Morris (11/25), had her first two career assists and her first career steal ... Made her first career 3-pointer at Oakland (12/5).

HIGH SCHOOL: A four-year letterwinner for head coach Mary Laney at Divine Child Catholic High School ... As a senior averaged 10 points, 11 rebounds, three steals and three blocks a game ... Led Divine Child to the 2012 Class B semifinals at the Breslin Center; scored 17 points, on 5-for-8 shooting from behind the arc, and grabbed eight rebounds in the semifinal loss to Goodrich ... Named all-league, all-catholic and all-metro her senior season ... Helped Divine Child win the Class B state championship in 2011; grabbed a game-high 14 rebounds in the championship game ... Also lettered in softball ... Member of the National Honor Society and earned the President's Education Award of Outstanding Academic Excellence.

PERSONAL: Born on April 3, 1994 ... Daughter of Mark and Marisa Miller ... Member of the National Honor Society and earned the President's Education Award of Outstanding Academic Excellence ... Majoring in accounting.

CAREER HIGHS:

- Points:** 12, vs. Nebraska (1/8/15)
- Field Goals:** 5, vs. Nebraska (1/8/15)
- Free Throws:** 3, at Loyola (12/14/14)
- 3-Point Field Goals:** 2, three times, MR vs. UMD (2/16/15)
- Rebounds:** 7, three times, last vs. Minnesota (2/8/15)
- Assists:** 4, three times, MR vs. Wisconsin (1/25/15)
- Blocks:** 1, six times, MR at Penn State (2/11/15)
- Steals:** 3, three times, last at Purdue (2/28/15)
- Minutes:** 38, vs. Wisconsin (1/25/15)



MILLER CAREER STATISTICS

Season	gp-gs	min/avg	Total		3-Point		F-Throws		Rebounds				Scoring							
			fg-fga	pct	fg-fga	pct	ft-fa	pct	off	def	tot	avg	pf	fo	ast	to	blk	stl	pts	avg
2012-13	9-0	64/7.1	2-11	.182	1-5	.200	0-0	.000	3	10	16	1.8	13	0	2	6	2	1	5	0.6
2013-14	20-0	143/7.2	11-33	.333	5-18	.278	4-6	.667	7	13	20	1.0	15	0	10	5	1	4	31	1.6
2014-15	30-11	645/21.5	35-108	.324	10-56	.179	10-15	.667	30	71	101	3.4	67	0	29	30	3	24	90	3.0
TOTAL	59-11	852/14.4	48-152	.316	16-79	.203	14-21	.667	43	94	137	2.3	95	0	41	41	6	29	126	2.1

2014-15 MILLER GAME-BY-GAME

Opponent	Date	gs	min	Total		3-Pointers		Free throws		Rebounds				pf	a	tlo	blk	stl	pts	avg
				fg-fga	pct	3fg-fga	pct	ft-fa	pct	off	def	tot	avg							
EASTERN MICHIGAN	11/16/14	11	0-0	.000	0-0	.000	0-0	.000	3	1	4	4.0	0	0	0	0	0	0	0	0.0
NOTRE DAME	11/19/14	20	0-1	.000	0-1	.000	0-0	.000	1	2	3	3.5	1	0	0	0	0	0	0	0.0
IUPUI	11/23/14	30	2-4	.500	0-0	.000	0-0	.000	1	4	5	4.0	3	1	0	1	0	4	1.3	
OAKLAND	11/26/14	23	1-3	.333	0-1	.000	0-0	.000	0	7	7	4.8	4	4	1	0	1	2	1.5	
MIAMI (OHIO)	11/30/14	12	3-3	1.000	0-0	.000	0-0	.000	1	0	1	4.0	3	0	0	0	0	6	2.4	
GEORGIA TECH	12/03/14	13	2-3	.667	0-1	.000	0-1	.000	1	2	3	2.0	0	0	0	0	0	4	2.7	
at Georgia	12/07/14	11	1-1	1.000	0-0	.000	0-0	.000	0	1	1	3.3	1	0	0	0	0	2	2.6	
at Loyola Chicago	12/14/14	21	1-4	.250	0-2	.000	3-3	1.000	0	5	5	3.5	4	3	4	0	3	5	2.9	
ALCORN STATE	12/16/14	19	2-3	.667	0-1	.000	0-1	.000	1	2	3	3.4	3	1	2	0	1	4	3.0	
vs Baylor	12/20/14	15	0-0	.000	0-0	.000	0-0	.000	0	4	4	3.5	3	0	0	1	1	0	2.7	
vs Syracuse	12/21/14	11	0-3	.000	0-1	.000	0-0	.000	0	1	1	3.3	1	0	1	0	0	0	2.5	
NORTHWESTERN	12/28/14	11	0-1	.000	0-1	.000	2-2	1.000	1	0	1	3.1	1	2	1	0	2	2	2.4	
at Indiana	12/31/14	dnp	-	-	-	-	-	-	-	-	-	-	-	-	-	-	-	-	-	
at Michigan	01/04/15	14	0-3	.000	0-1	.000	0-0	.000	0	2	2	3.0	3	0	3	0	0	0	2.2	
NEBRASKA	01/08/15	* 35	5-10	.500	2-5	.400	0-0	.000	1	1	2	2.9	3	2	0	0	0	12	2.9	
at Northwestern	01/11/15	* 27	1-3	.333	1-2	.500	0-0	.000	0	4	4	3.0	3	1	1	0	1	3	2.9	
ILLINOIS	01/15/15	17	0-1	.000	0-1	.000	0-0	.000	0	5	5	3.1	2	2	3	0	1	0	2.8	
IOWA	01/18/15	* 30	2-7	.286	0-3	.000	0-0	.000	1	3	4	3.2	3	0	2	0	0	4	2.8	
at Maryland	01/22/15	* 24	0-4	.000	0-4	.000	0-0	.000	1	3	4	3.2	2	1	0	0	2	0	2.7	
WISCONSIN	01/25/15	* 38	1-6	.167	0-4	.000	2-2	1.000	4	2	6	3.4	1	4	1	0	0	4	2.7	
INDIANA	01/28/15	* 23	0-3	.000	0-3	.000	1-2	.500	3	2	5	3.5	4	1	1	0	2	1	2.7	
at Ohio State	02/02/15	* 29	1-7	.143	0-2	.000	0-0	.000	0	3	3	3.4	2	0	0	0	0	2	2.6	
MICHIGAN	02/05/15	* 27	3-12	.250	2-8	.250	0-0	.000	1	1	2	3.4	2	0	0	0	3	8	2.9	
at Minnesota	02/08/15	* 28	0-5	.000	0-2	.000	0-0	.000	5	2	7	3.5	3	1	2	0	0	0	2.7	
at Penn State	02/11/15	* 20	1-4	.250	0-3	.000	0-0	.000	1	3	4	3.5	2	1	0	1	0	2	2.7	
MARYLAND	02/16/15	* 37	4-8	.500	2-3	.667	0-0	.000	3	2	5	3.6	4	2	1	0	2	10	3.0	
RUTGERS	02/22/15	20	0-1	.000	0-1	.000	0-0	.000	0	3	3	3.6	1	0	3	0	0	0	2.9	
at Illinois	02/25/15	12	1-1	1.000	0-0	.000	0-0	.000	1	0	1	3.5	0	1	1	0	1	2	2.9	
at Purdue	02/28/15	26	2-4	.500	1-3	.333	0-0	.000	0	2	2	3.4	2	0	1	0	3	5	2.9	
vs Michigan	3/5/15	18	2-2	1.000	2-2	1.000	0-0	.000	0	4	4	3.4	3	0	1	0	0	6	3.0	
vs Maryland	3/6/15	23	0-1	.000	0-1	.000	2-4	.500	0	1	1	3.4	1	2	1	0	1	2	3.0	
Totals		11	645	35-108	.324	10-56	.179	10-15	.667	30	71	101	3.4	67	29	30	3	24	90	3.0





2013-14 MILLER GAME-BY-GAME

Table with columns: Opponent, Date, gs, min, Total (fg-fga, pct, 3fg-fga, pct, ft-fa, pct), Rebounds (off, def, tot, avg), pf, a, t/o, blk, stl, pts, avg. Rows include CANISIUS, DAYTON, DETROIT, RICE, at Temple, IPFW, at Virginia Tech, OAKLAND, COLGATE, at Minnesota, at Iowa, at Ohio State, PURDUE, at Illinois, at Nebraska, OHIO STATE, at Wisconsin, at Northwestern, INDIANA, vs Hampton, and Totals.

2012-13 MILLER GAME-BY-GAME

Table with columns: Opponent, Date, gs, min, Total (fg-fga, pct, 3fg-fga, pct, ft-fa, pct), Rebounds (off, def, tot, avg), pf, a, t/o, blk, stl, pts, avg. Rows include EASTERN MICHIGAN, NOTRE DAME, IUPUI, OAKLAND, MIAMI (OHIO), GEORGIA TECH, at Georgia, at Loyola Chicago, ALCORN STATE, vs Baylor, vs Syracuse, NORTHWESTERN, at Indiana, at Michigan, NEBRASKA, at Northwestern, ILLINOIS, IOWA, at Maryland, WISCONSIN, INDIANA, at Ohio State, MICHIGAN, at Minnesota, at Penn State, MARYLAND, RUTGERS, at Illinois, at Purdue, vs Michigan, vs Maryland, and Totals.

2015-16 Spartans





45 | F



Akyah Taylor

Senior • 5-11 • Elkhart, Ind./Saint Francis

Returns to MSU after two seasons at Saint Francis in Indiana ... Pronounced A-KYE-ya.

SAINT FRANCIS (2013-15): As a junior, scored 706 points and finished with a 20.8 scoring average helping the Lady Cougars to the NAIA Championship Elite Eight ... Led the team in scoring 21 times ... Named to the National Association of Intercollegiate Athletics (NAIA) Division II Women's Basketball All-America Team ... Was also just the fifth player with 300 or more rebounds in a season, finishing with 307 in 2014-15, a 9.0 average ... As a sophomore, named to Siena Heights University Thanksgiving All-Tournament Team ... Scored 20 or more points in nine of 15 games ... Shot 58.4 percent while averaging 20.9 points per game ... Scored in double figures in 14 of 15 games played scoring season and career high 27 (12/7/13) over then top-ranked Indiana Wesleyan, scored 16 points in second half against IWU.

AT MSU REDSHIRT FRESHMAN (2012-13): Appeared in 16 games ... Averaged 1.6 points and 2.3 rebounds (including 1.0 offensive rebounds) in 7.8 minutes ... Shoot 52.4 percent (11-for-21) from the field ... Sat out the first nine games of the season for violation of NCAA rules ... Played 10 minutes in her season debut vs. IPFW (12/16), grabbing two rebounds ... Grabbed five rebounds in 12 minutes vs. Temple (12/29), adding her first career assist ... Grabbed six rebounds and posted three points in 13 minutes vs. Minnesota (1/3) ... Missed the Penn State (1/6) and Illinois (1/13) games due to illness ... Went 2-for-3 from the field, scoring four points in 10 minutes vs. Iowa (1/17) ... Matched her point total from her first five games with seven points, on 3-for-3 shooting, also grabbing three rebounds in a career-high 17 minutes at Indiana (1/20), her first game in her home state ... Grabbed six rebounds in 15 minutes at Nebraska (1/24) ... In eight minutes vs. Indiana (2/13), posted five points and four rebounds (two offensive).

2011-12 REDSHIRTED (2011-12): Saw action in one game, scoring two points and grabbing two rebounds in five minutes at Florida Gulf Coast (11/19).

HIGH SCHOOL: Elkhart Memorial's all-time leading scorer with 1,719 points ... A four-year letterwinner at Elkhart Memorial High School for head coach Larry Fielstra ... Led the Crimson Chargers in scoring all four years, leading Elkhart Memorial to a 89-14 record, four Class 4A sectional and three Northern Lakes Conference championships ... As a senior, earned first-team all-state by the Indiana Basketball Coaches Association (IBCA) and Indiana Coaches of Girls' Sports Association (ICGSA), and second-team all-state by the Associated Press ... During her senior season, paced the team in points (19.8), rebounds (9.9), assists, steals and blocks, leading Elkhart Memorial to a 23-2 record ... Member of the 2011 Indiana All-Star team; scored 12 points leading Indiana to victory of the Kentucky All-Stars ... As a junior, led the team in points (16.3), rebounds (8.5), steals (2.2) and blocks (1.4) ... An IBCA, ICGSA and Hoosier Basketball Magazine All-State selection ... A 2010 Indiana Junior All-Star ... As a sophomore, led Elkhart Memorial in points (18.1), rebounds (8.7), blocks (2.2) and field goal percentage (53.6%) ... In her first season, led the team with 14.7 points and a 51.5 field goal percentage, while also adding 6.3 rebounds per game ... A four-time first-team all-conference and three-time first-team all-area selection ... Played AAU basketball for the Indy Wildcats, coached by Cory Majors ... Earned two letters in track & field.

PERSONAL: Born March 16, 1993 ... Daughter of Robert Taylor and Tiana Joiner ... Has eight siblings - Aaliyah, Robert Jr., Abryntlnia, Ja'riahna, ke'Anna, Victora, Victor and Sharia ... Majoring in criminal justice.

CAREER HIGHS:

- Points: 7, at Indiana (1/20/13)
- Field Goals: 3, at Indiana (1/20/13)
- Free Throws: 1, three times, last vs. Indiana (2/13/13)
- Rebounds: 6, twice, last at Nebraska (1/24/13)
- Assists: 1, four times, last at Penn State (2/10/13)
- Steals: 1, six times, last vs. Wisconsin (3/3/13)
- Minutes: 17, at Indiana (1/20/13)

2015-16 Spartans



11



TAYLOR CAREER STATISTICS

Season	gp-gs		Total		3-Point		F-Throws		Rebounds				Scoring							
	gp	gs	fg-fga	pct	fg-fga	pct	ft-fa	pct	off	def	tot	avg	pf	fo	ast	to	blk	stl	pts	avg
2011-12	1-0	5/5.0	1-4	.250	0-1	.000	0-0	.000	1	1	2	2.0	0	0	0	0	0	1	2	2.0
2012-13	16-0	125/7.8	11-21	.524	0-1	.000	4-17	.235	15	21	36	2.3	11	0	4	10	0	5	26	1.6
TOTAL	17-0	130/7.6	12-25	.480	0-2	.000	4-17	.235	16	22	38	2.2	11	0	4	10	0	6	28	1.6

2012-13 TAYLOR GAME-BY-GAME

Opponent	Date	gs	min	Total		3-Pointers		Free throws		Rebounds				pf	a	t/o	blk	stl	pts	avg
				fg-fga	pct	3fg-fga	pct	ft-fa	pct	off	def	tot	avg							
IPFW	12/16/12	10		0-1	.000	0-0	.000	0-2	.000	1	1	2	2.0	0	0	1	0	0	0	0.0
vs Oregon State	12/19/12	2		0-0	.000	0-0	.000	0-0	.000	0	0	0	1.0	2	0	0	0	0	0	0.0
TEMPLE	12/29/12	12		0-0	.000	0-0	.000	0-2	.000	2	3	5	2.3	0	1	0	0	1	0	0.0
MINNESOTA	01/03/13	13		1-2	.500	0-0	.000	1-5	.200	3	3	6	3.3	0	2	0	1	3	0.8	
IOWA	01/17/13	10		2-3	.667	0-0	.000	0-0	.000	0	0	0	2.6	2	0	1	0	0	4	1.4
at Indiana	01/20/13	17		3-3	1.000	0-0	.000	1-4	.250	2	1	3	2.7	2	1	2	0	1	7	2.3
at Nebraska	01/24/13	15		1-4	.250	0-1	.000	0-0	.000	2	4	6	3.1	1	0	0	0	1	2	2.3
PURDUE	01/27/13	11		0-1	.000	0-0	.000	0-0	.000	1	1	2	3.0	1	1	0	0	0	0	2.0
MICHIGAN	02/04/13	4		0-0	.000	0-0	.000	0-0	.000	1	1	2	2.9	0	0	0	0	0	0	1.8
at Penn State	02/10/13	3		0-0	.000	0-0	.000	0-0	.000	0	0	0	2.6	1	1	0	0	0	0	1.6
INDIANA	02/13/13	8		2-4	.500	0-0	.000	1-2	.500	2	2	4	2.7	2	0	0	0	0	5	1.9
at Michigan	02/16/13	6		0-0	.000	0-0	.000	0-0	.000	0	2	2	2.7	0	0	1	0	0	0	1.8
at Ohio State	02/25/13	6		0-1	.000	0-0	.000	0-0	.000	0	3	3	2.7	0	0	2	0	0	0	1.6
at Purdue	02/28/13	5		1-1	1.000	0-0	.000	1-2	.500	1	0	1	2.6	0	0	0	0	0	3	1.7
WISCONSIN	03/03/13	2		1-1	1.000	0-0	.000	0-0	.000	0	0	0	2.4	0	0	0	0	1	2	1.7
vs Michigan	03/08/13	1		0-0	.000	0-0	.000	0-0	.000	0	0	0	2.3	0	0	0	0	0	0	1.6
Totals		0	125	11-21	.524	0-1	.000	4-17	.235	15	21	36	2.3	11	4	10	0	5	26	1.6

2011-12 TAYLOR GAME-BY-GAME

Opponent	Date	gs	min	Total		3-Pointers		Free throws		Rebounds				pf	a	t/o	blk	stl	pts	avg
				fg-fga	pct	3fg-fga	pct	ft-fa	pct	off	def	tot	avg							
at Florida Gulf Coast	11/19/11	5		1-4	.250	0-1	.000	0-0	.000	1	1	2	2.0	0	0	0	0	1	2	2.0
Totals		0	5	1-4	.250	0-1	.000	0-0	.000	1	1	2	2.0	0	0	0	0	1	2	2.0





1 | G



Tori Jankoska

Junior • 5-8 • Freeland, Mich./Freeland

Averaging 14.9 points and 4.9 rebounds in 63 career games ... No. 8 in the MSU career record book with 132 3-point field goals made and fourth with a 36.6% 3-point field goal percentage ... Earned All-Big Ten honors in 2014 and 2015... Received the Playmaker Award at the 2014 and 2015 post-season banquets, also earning the Defensive Player of the Year honor both seasons ... Last name pronounced jan-KOSS-ka

SOPHOMORE (2014-15): Earned Second-Team All-Big Ten honors ... Received the Playmaker Award at the team banquet for the second-straight year ... Started all 31 games, scoring in double figures in 29 of 31 games ... Second on team and fifth in the Big Ten in scoring with 17.5 ppg, as well as averaging 6.9 rebounds (third on team), 3.9 assists (first on team), 36.5 minutes (first on team and fourth in the Big Ten) ... Tied for the team lead with 20 points in the opener vs. Eastern Michigan (11/16), also adding eight rebounds, a game-high five assists; made a career-high 11 free throws, which tied for ninth on the MSU single-game list ... Scored 20 points vs. No. 3/2 Notre Dame (11/19), making three 3-pointers ... Became first Spartan since 1994 (Kisha Kelley) to score 20-points in the first three games, tallying a game-high 22 points vs. IUPUI (12/23), also adding team highs of six assists and three steals; again made 11 free throws tying her career high set two games prior ... Had a solid line of 19 points, five rebounds, five rebounds, a career-high three blocks and two steals vs. Oakland (11/26) ... Logged her fifth-straight double-digit scoring outing with 16 points against Miami (Ohio) (11/30), adding three rebounds, three assists, two steals and one block ... Registered her first double-double of the season against Georgia Tech (12/4) by netting a team-leading 21 points to go with a season-best 10 rebounds, was also a perfect 6-of-6 at the free throw line, in addition to dishing out a career-high tying seven assists and swiping two steals in playing a career-high 45 minutes ... Tied career high with 25 points in a win against No. 19 Syracuse (12/21) adding 10 rebounds for her second double-double of

the season ... Netted 19 points to go with seven rebounds, three steals and two assists versus Indiana (12/31) ... Neared a career high with six assists against Nebraska (1/8), adding 11 points and seven rebounds and tied a career high with five steals ... At Northwestern (1/11), scored 18 points with a team-high eight boards and six assists in 40 minutes ... Earned her third double-double of the season with 11 points and a career-high 12 rebounds and a team-high four assists in 39 minutes against Illinois (1/15) ... Posted her fourth double-double of the season with 11 points and 10 rebounds against No. 7/6 Maryland (1/22) in 38 minutes of action ... Scored 19 points with four rebounds, four assists and three steals against Wisconsin (1/25) ... Netted a career-high 28 points along with 11 rebounds, six assists and three steals against Indiana (1/28) ... Had her seventh double-double of the season at Penn State (2/11) with 18 points and 11 rebounds in 40 minutes ... Had a career-high nine assists with 14 points in 39 minutes against No. 5 Maryland (2/16) ... Had a game-high 24 points and 12 rebounds at Illinois (2/25) ... Led the team in scoring with 26 points, nine rebounds and five assists in 40 minutes at Purdue (2/28) ... Against Michigan in the Big Ten Tournament (3/5), scored 15 points with four boards and assists in 27 minutes ... Scored 19 points with six rebounds against Maryland in the Big Ten Tournament (3/6).

FRESHMAN (2013-14): Honorable mention All-Big Ten by the coaches and media ... Played in all 33 games, starting 17 and each of the the last 14 ... Averaged 12.4 points (tied for second on the team and 25th in the Big Ten), 3.1 rebounds, 2.4 assists (third on the team) and 1.2 steals (second on the team) in 28.4 minutes ... Led the team with 1.9 3-pointers per game, ranking 10th in the Big Ten, and second with a 36.0% 3-point field goal percentage ... Her 64 3-pointers are tied for the eighth-most in a MSU single-season ... Led MSU in scoring seven times (MSU was 7-0) ... Her 408 points were the third-most ever by a Spartan freshman, while her 12.4 scoring average was sixth ... Among all-time MSU



2015-16 Spartans



13



freshmen, ranks second in 3-pointers (64), third in 3-point field goal percentage (36.0%), fourth in free throws (80), sixth in assists (79) and 10th in free throw percentage (76.2%) ... In her Spartan debut, posted 14 points in 21 minutes off the bench at No. 6 Notre Dame (11/11); her 14 points tied for the eighth most in a Spartan debut ... Posted her first career double-double with team-highs of 19 points and 11 rebounds at Temple (11/26), also adding four assists; went 10-for-12 from the free throw line, the most free throws made by a Spartan since Feb. 6, 2011 ... Made her first career start at Florida State (12/4) ... Scored a season-high and game-high 25 points vs. Colgate (12/29), shooting 6-for-9 from behind the arc, while adding four assists (no turnovers) in 32 minutes off the bench; her 25 points were the ninth-most by a Spartan freshman, and her six 3-pointers were the fourth-most all-time and second-most by a freshman ... Tied her season-high with 25 points in the start at Ohio State (1/26), shooting 7-for-13 from the field, including 5-for-7 from 3-point ... Led MSU with 21 points, including 4-for-8 from 3-point range, while playing all 40 minutes vs. Minnesota (2/24), also adding five assists ... Named Big Ten Freshman of the Week on Feb. 25, along with being named to the Big Ten Player of the Week honor roll ... Had 14 points, including the go-ahead layup with 1:15 left, and five assists (with no turnovers) vs. Michigan in the Big Ten Tournament quarterfinals (3/7) ... Scored 14 points, and added five rebounds, four assists and two steals in the NCAA Tournament Second Round at No. 12/13 North Carolina (3/25).

HIGH SCHOOL: A four-year letterwinner and starter, and three-year captain at Freeland High School for head coach Tom Zolinski ... Shattered Freeland's career scoring record, totaling 2,333 points ... In her career, averaged 24.1 points,

5.3 rebounds, 3.9 assists and 3.6 steals ... A 2013 PARADE High School All-American ... 2013 Michigan's Miss Basketball and Michigan's Gatorade Girls Basketball Player of the Year ... Averaged 30.9 points, 7.0 rebounds, 3.8 assists and 4.8 steals as a senior, leading Freeland to a 22-2 record ... First-Team all-state as a senior, junior and sophomore, while being an honorable mention choice as a freshman ... Own Freeland's top-two single-season scoring marks (742 in 2013 and 641 in 2012) ... Midland Daily News Player of the Year in 2012 and 2013 ... Four-time all-conference honoree ... Played AAU for Midland FastBreak and coaches Tim Carter and Ron Peterson, and Michigan Crossover ... Lettered in volleyball, soccer and track & field at Freeland.

PERSONAL: Born on Sept. 16, 1994... Daughter of Randy and Lisa Jankoska ... Has two sisters, Jessi and Jenni, and one brother, Jacob ... Member of the National Honor Society ... Majoring in psychology.

CAREER HIGHS:

- Points: 28, vs. Indiana (1/28/15)
- Field Goals: 9, vs. Indiana (1/28/15)
- Free Throws: 11, twice, last vs. IUPUI (11/23/14)
- 3-Point Field Goals: 6, vs. Colgate (12/29/13)
- Rebounds: 12, twice, last at Illinois (2/25/15)
- Assists: 9, vs. Maryland (2/16/15)
- Blocks: 3, vs. Oakland (11/26/14)
- Steals: 5, twice, last vs. Nebraska (1/8/15)
- Minutes: 45, vs. Georgia Tech (12/4/14)



JANKOSKA CAREER STATISTICS

Season	gp-gs	min/avg	Total		3-Point		F-Throws		Rebounds				Scoring							
			fg-fga	pct	fg-fga	pct	ft-fta	pct	off	def	tot	avg	pf	fo	ast	to	blk	stl	pts	avg
2013-14	33-17	938/28.4	132-323	.409	64-178	.360	80-105	.762	17	86	103	3.1	75	2	79	50	9	39	408	12.4
2014-15	31-31	1130/36.5	170-412	.413	68-185	.368	135-179	.754	59	155	214	6.9	62	1	122	88	13	42	543	17.5
TOTAL	64-48	2068/32.3	302-735	.411	132-363	.364	215-284	.757	76	241	317	5.0	137	3	201	138	22	81	951	14.9





Aerial Powers

Junior • 6-0 • Detroit, Mich./Detroit Country Day

2015-16 Spartans



16

Has started all 64 games in her career ... Career averages of 17.5 points, 10.1 rebounds and 2.0 steals in 30.6 minutes ... Has 34 career double-doubles ... Became the first Spartan to earn First-Team All-Big Ten honors as a freshman... MSU's co-recipient of the Player of the Year and Spartan Hustle Awards, and also received the Best Rebounder Award at the team banquet in 2014 and Player of the Year and Best Rebounder in 2015.

REDSHIRT SOPHOMORE (2014-15): Earned First-Team All-Big Ten honors for the second-straight season ... Earned Player of the Year and Best Rebounder kudos at the team banquet ... Started all 31 games ... Had 24 double-doubles on the season, which tied for first in the Big Ten and third in the NCAA ... First on the team in points (21.9, second in the Big Ten), while also leading team in rebounds (12.1, second in the Big Ten), steals (2.2, fifth in the league) and second in assists (3.5) and first in blocks (1.2) in 35.5 minutes (second on team, seventh in Big Ten) ... Named to the Big Ten Player of the Week honor roll (11/17) ... Led the team with 27 points on 10-for-19 shooting vs. No. 3/2 Notre Dame (11/19), also adding 11 rebounds for her second-straight double-double ... Posted 17 points, 13 rebounds and five assists vs. IUPUI (11/23) ... Talled game-highs with 24 points, 16 rebounds and four steals vs. Oakland (11/26) ... Logged a double-10 night with 10 points and 10 rebounds against Miami (Ohio) (11/30), also dishing out a career-best seven assists to go with three steals and swatting two shots in 22 minutes ... Recorded 17 points to go with a game-high 14 rebounds against Georgia Tech (12/4) for a sixth-straight double-double, adding a career-high eight assists, along with one block and one steal in 35 minutes ... Had her fourth 20-point game with 23 points to go along with seven rebounds, five assists and a season-high tying four steals ... Had 15 points and four rebounds against No. 9 Baylor at the Florida Sunshine Classic ... Scored a career-high 32 points to go along with 17 boards against No. 19 Syracuse (12/21) at the Florida Sunshine Classic ... Recorded yet another double-

double with 10 points and 10 rebounds against Northwestern (12/28) and added 10th double-double of the season with 21 points and 12 rebounds at Indiana (12/31) ... At Michigan (1/4), delivered a team-high 26 points and 10 rebounds in 38 minutes, also had a career-high four three pointers made ... Became only the second Spartan to score at least 35 points in a game against No. 19/18 Nebraska (1/8) with 35 points and 11 boards in 40 minutes, making a career-high seven treys ... Named to the Big Ten Player of the Week honor roll (1/12) ... Scored 24 points with seven rebounds and assists to go along with six steals in 36 minutes at Northwestern (1/11) ... Led the team with 33 points, 11 rebounds, six steals and an assists in 38 minutes against Illinois (1/15) ... Against No. 7/6 Maryland (1/22) had a career-high nine offensive rebounds, scoring 28 points and 16 rebounds in 40 minutes of action ... Named to the Big Ten Player of the Week honor roll (1/26) after scoring 23 points and 18 rebounds with seven assists against Wisconsin (1/25) in 37 minutes ... Matched Tori Jankoska with 28 points and 11 rebounds to go along with five assists and two steals against Indiana (1/28) in 36 minutes of action ... Led the team with 25 points and 15 rebounds in 39 minutes against Michigan (2/5) ... At Minnesota (2/8), scored 31 points with nine rebounds, four assists and two steals in 40 minutes ... Scored her 1,000th career point at Penn State (2/11) with 26 points and nine rebounds in 37 minutes ... Became the MSU single-season scoring leader with 18 points and tying a career-high with 18 rebounds in 35 minutes against No. 19/18 Rutgers (2/22) ... Added to her double-double count with 19 points and 11 rebounds and five assists in 39 minutes at Illinois (2/25) ... Against Michigan in the Big Ten Tournament (3/5), scored 15 points with 16 boards, two assists, two blocks and two steals in 36 minutes ... Scored 26 points with 10 rebounds against Maryland in the Big Ten Tournament (3/6).

REDSHIRT FRESHMAN (2013-14): Named to the First-Team All-Big Ten Team, as well as the Big Ten All-Freshman Team ... Started all 33 games ... Led the team in points (13.4; 16th in



the Big Ten), rebounds (8.2; fifth in the conference) and steals (1.8; eighth in the league), while also fourth in assists (2.3) and blocks (0.6) in only 26.1 minutes ... Shot 47.7% from the field, which was third on the team ... Led the team and was 13th in the conference with 2.1 offensive rebounds ... Had 10 double-doubles, the seventh-most in the Big Ten ... Led the team in scoring 12 times and rebounding 16 times, both team highs ... Among all-time Spartan freshmen, ranked first in free throws made (107), first in 20-point games (7), second in double-doubles (10), second in points (442), second in rebounds (269), fifth in blocks (21) and eighth in assists (77) ... Her scoring average is first and her rebounds mark is fifth all-time among MSU freshmen ... Tied for the team lead with 24 points (shooting 10-for-19) vs. No. 23/21 Dayton (11/17), also adding seven rebounds, five assists and five steals; her 24 points were the most by a MSU freshman since 2008 ... Named Big Ten Freshman of the Week on Nov. 18, along with being named to the Big Ten Player of the Week honor roll ... Had a team-best seven rebounds, five assists and three steals vs. Rice (11/23) ... First career double-double with game-highs of 28 points and 14 rebounds in 30 minutes vs. IPFW (12/1); her 28 points were the most by a Spartan freshman since Nov. 29, 2006 and the second-most all-time by a freshman; and her rebounds were the most by a MSU freshman since Jan. 22, 2009 ... Named Big Ten Freshman of the Week on Dec. 16, along with being named to the Big Ten Player of the Week honor roll ... In her Big Ten debut, recorded 13 points, eight rebounds and four assists in 20 minutes at Minnesota (1/4) ... Posted her fourth double-double of the season with team highs of 17 points and 15 rebounds (also a season-high) vs. No. 16/14 Nebraska (1/9) in only 27 minutes; her rebounds were the most by a Spartan in a game since Jan. 7, 2012 ... Named Big Ten Freshman of the Week on Jan. 13 ... Led MSU with 20 points, on 7-for-9 shooting, and added eight rebounds at Iowa (1/16) ... Had her fifth double-double with 12 points and 10 rebounds in only 21 minutes vs. No. 16/17 Penn State (1/19) ... Had her sixth double-double with team-highs of 19 points and 11 rebounds, while having five assists, vs. No. 19/16 Purdue (2/2); went 9-for-10 from the line ... Named Big Ten Freshman of the Week on Feb. 2, along with being named to the Big Ten Player of the Week honor roll ... Posted 15 points, seven rebounds and five assists vs. Ohio State (2/15) ... Added 13 points and eight rebounds at Wisconsin (2/20) ... Had seventh double-double with game-highs of 19 points and 13 rebounds at Northwestern (2/27) ... Had a monster stat line vs. Indiana (3/2) with 23 points, 10 rebounds, a season-high six assists, three steals and two blocks in 30 minutes ... Named to the Big Ten Player of the Week honor roll on March 3 ... Had her ninth double-double with 10 points and

a team-high 12 rebounds vs. No. 16/15 Nebraska (3/9) in the Big Ten Tournament semifinals ... Had her 10th double-double and one of 14 in Spartan NCAA history, while posting 26 points and a season-high 18 rebounds vs. Hampton in the NCAA Tournament First Round (3/23); her points were the third-most by a Spartan in an NCAA Tournament game and the seventh-most by a Spartan freshman, while her rebounds broke MSU's NCAA Tournament single-game record and were the fifth-most all-time by a Spartan freshman.

2012-13: Missed the entire 2012-13 season, after tearing the Achilles tendon in her left ankle in practice on Oct. 26, 2012.

HIGH SCHOOL: Two-time Associated Press Class B Player of the Year ... Detroit Free Press and Detroit News All-State Dream Team selections as a senior ... First-team all-state as a junior and third-team all-state as a sophomore ... Was fifth in the voting for Michigan's Miss Basketball ... A four-year letterwinner and three-year starter for head coach Frank Orlando at Detroit Country Day ... Led Country Day to four regional championships, the 2009 Class B state championship and 2010 Class B runner-up finish ... For her career, averaged 17.1 points, 5.7 rebounds, 2.3 assists, 3.1 steals and 2.5 blocks per game ... Named Co-Most Valuable Player of the 2012 Basketball Coaches Association of Michigan (BCAM) Class A/B All-Star Game, after leading the White team with 24 points and 13 rebounds ... Ranked ranked No. 93 in the nation by Dan Olson's Collegiate Girls Basketball Report and No. 99 nationally by ESPN's Hoopgurlz.

PERSONAL: Born on Jan. 17, 1994 ... Daughter of Juan and Cecelia Powers ... Majoring in communication.

CAREER HIGHS:
Points: 35, vs. Nebraska (1/8/15)
Field Goals: 12, vs. Nebraska (1/8/15)
Free Throws: 14, vs. Illinois (1/15/15)
3-Point Field Goals: 7, vs. Nebraska (1/8/15)
Rebounds: 18, three times, last vs. Rutgers (2/22/15)
Assists: 8, vs. Georgia Tech (12/4/12)
Blocks: 3, five times, last at Penn State (2/11/15)
Steals: 6, twice, last vs. Illinois (1/15/15)
Minutes: 40, three times, last at Minnesota (2/8/15)

POWERS CAREER STATISTICS

Season	Total			3-Point		F-Throws			Rebounds				Scoring						
	gp-gs	min/avg	fg-fga pct	fg-fga	pct	ft-fa	pct	off	def	tot	avg	pf	fo	ast	to	blk	stl	pts	avg
2013-14	33-33	862/26.1	158-331 .477	19-60	.317	107-151	.709	70	199	269	8.2	91	4	77	129	21	59	442	13.4
2014-15	31-31	1099/35.5	227-572 .397	54-178	.303	170-217	.783	100	275	375	12.1	67	1	107	154	37	69	678	21.9
TOTAL	64-64	1961/30.6	385-903 .426	73-238	.307	277-368	.753	170	474	644	10.1	158	5	184	283	58	128	1120	17.5





2014-15 POWERS GAME-BY-GAME

Opponent	Date	gs	min	Total		3-Pointers		Free throws		Rebounds			pf	a	t/o	blk	stl	pts	avg		
				fg-fga	pct	3fg-fga	pct	ft-flt	pct	off	def	tot								avg	
EASTERN MICHIGAN	11/16/14	*	38	7-17	.412	1-7	.143	5-9	.556	3	12	15	15.0	4	3	6	1	3	20	20.0	
NOTRE DAME	11/19/14	*	39	10-19	.526	0-5	.000	7-12	.583	5	6	11	13.0	0	3	5	1	0	27	23.5	
IUPUI	11/23/14	*	32	4-21	.190	1-7	.143	8-9	.889	3	10	13	13.0	0	5	4	0	1	17	21.3	
OAKLAND	11/26/14	*	32	9-19	.474	3-5	.600	3-5	.600	3	13	16	13.8	1	3	3	2	4	24	22.0	
MIAMI (OHIO)	11/30/14	*	22	5-12	.417	0-2	.000	0-0	.000	2	8	10	13.0	2	7	3	2	3	10	19.6	
GEORGIA TECH	12/04/14	*	35	6-15	.400	1-4	.250	4-6	.667	4	10	14	13.2	5	8	4	1	1	17	19.2	
at Georgia	12/07/14	*	40	8-18	.444	2-7	.286	0-0	.000	2	7	9	12.6	2	2	5	0	2	18	19.0	
at Loyola Chicago	12/14/14	*	22	6-12	.500	0-2	.000	2-3	.667	1	13	14	12.8	1	5	2	3	1	14	18.4	
ALCORN STATE	12/16/14	*	28	6-8	.750	0-1	.000	11-13	.846	3	4	7	12.1	0	5	4	1	4	23	18.9	
vs Baylor	12/20/14	*	29	4-14	.286	1-3	.333	2-2	1.000	3	3	6	11.5	0	3	5	0	0	11	18.1	
vs Syracuse	12/21/14	*	38	11-15	.733	1-2	.500	9-12	.750	4	13	17	12.0	4	3	5	3	4	32	19.4	
NORTHWESTERN	12/28/14	*	32	5-21	.238	0-4	.000	0-1	.000	3	10	13	12.1	0	0	4	1	2	10	18.6	
at Indiana	12/31/14	*	36	9-20	.450	1-4	.250	2-3	.667	2	10	12	12.1	3	3	4	0	2	21	18.8	
at Michigan	01/04/15	*	38	9-19	.474	4-7	.571	4-4	1.000	2	8	10	11.9	3	0	5	2	1	26	19.3	
NEBRASKA	01/08/15	*	40	12-23	.522	7-12	.583	4-5	.800	5	6	11	11.9	3	1	5	1	2	35	20.3	
at Northwestern	01/11/15	*	35	8-15	.533	2-4	.500	6-7	.857	1	6	7	11.6	0	7	6	0	6	24	20.6	
ILLINOIS	01/15/15	*	38	8-19	.421	3-7	.429	14-15	.933	4	7	11	11.5	3	1	9	3	6	33	21.3	
IOWA	01/18/15	*	39	5-16	.313	2-6	.333	4-4	1.000	2	9	11	11.5	4	6	6	3	3	16	21.0	
at Maryland	01/22/15	*	40	8-24	.333	1-9	.111	11-14	.786	9	7	16	11.7	2	4	3	0	1	28	21.4	
WISCONSIN	01/25/15	*	37	8-20	.400	0-6	.000	7-7	1.000	3	15	18	12.1	1	7	5	0	3	23	21.5	
INDIANA	01/28/15	*	36	9-22	.409	4-10	.400	6-6	1.000	0	11	11	12.0	1	5	5	1	2	28	21.8	
at Ohio State	02/02/15	*	39	7-23	.304	3-10	.300	8-8	1.000	4	9	13	12.0	1	2	5	1	2	25	21.9	
MICHIGAN	02/05/15	*	39	9-18	.500	2-5	.400	5-6	.833	6	9	15	12.2	2	4	4	0	2	25	22.0	
at Minnesota	02/08/15	*	40	10-27	.370	4-14	.286	7-8	.875	2	7	9	12.0	4	4	2	1	2	31	22.4	
at Penn State	02/11/15	*	37	9-24	.375	3-8	.375	5-8	.625	1	8	9	11.9	4	2	5	3	2	26	22.6	
MARYLAND	02/16/15	*	38	8-21	.381	1-4	.250	1-7	.143	4	2	6	11.7	2	2	2	3	2	18	22.4	
RUTGERS	02/22/15	*	35	4-14	.286	2-3	.667	8-12	.667	4	14	18	11.9	3	1	8	0	2	18	22.2	
at Illinois	02/25/15	*	39	6-17	.353	3-6	.500	4-5	.800	2	9	11	11.9	3	5	13	1	2	19	22.1	
at Purdue	02/28/15	*	36	5-19	.263	0-3	.000	7-8	.875	5	12	17	12.1	3	1	7	0	2	17	21.9	
vs Michigan	3/5/15	*	36	6-16	.375	0-3	.000	4-4	1.000	3	12	15	12.1	1	2	3	2	2	16	21.7	
vs Maryland	3/6/15	*	34	6-24	.250	2-8	.250	12-14	.857	5	5	10	12.1	3	3	6	2	1	26	21.9	
Totals			31	1099	227-572	.397	54-178	.303	170-217	.783	100	275	375	12.1	67	107	154	37	69	678	21.9

2015-16 Spartans





2013-14 POWERS GAME-BY-GAME

Opponent	Date	gs	min	fg-fga	pcf	3fg-fga	pcf	ft-fia	pcf	off	def	tot	avg	pf	a	to	bik	stl	pts	avg	
at Notre Dame	11/11/13	*	18	2-3	.667	0-0	.000	0-0	.000	0	2	2	2.0	3	4	2	0	1	4	4.0	
CANISIUS	11/14/13	*	23	7-11	.636	1-3	.333	4-4	1.000	3	4	7	4.5	3	0	0	1	0	19	11.5	
DAYTON	11/17/13	*	35	10-19	.526	1-3	.333	3-7	.429	3	4	7	5.3	2	5	9	0	5	24	15.7	
DETROIT	11/20/13	*	14	3-8	.375	0-2	.000	1-4	.250	1	6	7	5.8	2	1	2	1	3	7	13.5	
RICE	11/23/13	*	22	3-7	.429	0-0	.000	0-1	.000	2	5	7	6.0	3	5	4	0	3	6	12.0	
at Temple	11/26/13	*	18	2-4	.500	0-0	.000	1-2	.500	0	3	3	5.5	1	0	7	0	2	5	10.8	
IPFW	12/01/13	*	30	11-17	.647	1-2	.500	5-5	1.000	6	8	14	6.7	3	2	6	0	2	28	13.3	
at Florida State	12/04/13	*	34	8-15	.533	1-2	.500	2-3	.667	1	9	10	7.1	4	1	9	0	3	19	14.0	
at Virginia Tech	12/07/13	*	23	4-11	.364	0-2	.000	0-2	.000	0	6	6	7.0	5	1	5	0	0	8	13.3	
OAKLAND	12/15/13	*	35	7-16	.438	0-3	.000	7-8	.875	3	8	11	7.4	2	3	4	2	3	21	14.1	
vs Oklahoma State	12/19/13	*	24	3-12	.250	1-4	.250	3-6	.500	5	4	9	7.5	4	2	5	1	2	10	13.7	
vs Georgetown	12/20/13	*	30	4-7	.571	1-1	1.000	5-6	.833	1	5	6	7.4	2	3	1	0	3	14	13.8	
COLGATE	12/29/13	*	20	3-7	.429	0-1	.000	4-5	.800	1	8	9	7.5	3	2	2	1	0	10	13.5	
at Minnesota	01/04/14	*	20	6-10	.600	1-2	.500	0-1	.000	1	7	8	7.6	0	4	2	0	0	13	13.4	
NEBRASKA	01/09/14	*	27	5-8	.625	2-3	.667	5-7	.714	2	13	15	8.1	5	1	4	2	3	17	13.7	
at Michigan	01/12/14	*	28	5-13	.385	1-2	.500	2-2	1.000	2	5	7	8.0	1	1	2	1	2	13	13.6	
at Iowa	01/16/14	*	28	7-9	.778	0-0	.000	6-8	.750	2	6	8	8.0	2	1	5	0	2	20	14.0	
PENN STATE	01/19/14	*	21	4-7	.571	0-1	.000	4-5	.800	3	7	10	8.1	3	1	5	0	1	12	13.9	
ILLINOIS	01/23/14	*	19	0-1	.000	0-0	.000	2-6	.333	2	4	6	8.0	2	2	3	0	1	2	13.3	
at Ohio State	01/26/14	*	28	5-9	.556	2-4	.500	8-9	.889	3	1	4	7.8	3	4	3	2	4	20	13.6	
WISCONSIN	01/30/14	*	29	5-8	.625	1-1	1.000	1-2	.500	1	5	6	7.7	5	3	4	0	1	12	13.5	
PURDUE	02/02/14	*	32	5-12	.417	0-0	.000	9-10	.900	5	6	11	7.9	3	5	4	0	1	19	13.8	
at Illinois	02/05/14	*	26	2-5	.400	0-0	.000	0-1	.000	1	6	7	7.8	4	4	5	0	0	4	13.3	
at Nebraska	02/08/14	*	31	5-11	.455	1-6	.167	6-8	.750	1	6	7	7.8	1	0	2	1	2	17	13.5	
OHIO STATE	02/15/14	*	30	6-11	.545	2-4	.500	1-2	.500	0	7	7	7.8	2	5	5	1	2	15	13.6	
at Wisconsin	02/20/14	*	33	4-12	.333	0-2	.000	5-5	1.000	2	6	8	7.8	1	1	4	0	2	13	13.5	
MINNESOTA	02/24/14	*	16	3-7	.429	1-2	.500	0-0	.000	1	5	6	7.7	5	2	1	1	0	7	13.3	
at Northwestern	02/27/14	*	35	6-14	.429	0-1	.000	7-8	.875	4	9	13	7.9	3	1	2	2	2	19	13.5	
INDIANA	03/02/14	*	30	9-14	.643	1-3	.333	4-4	1.000	3	7	10	8.0	2	6	6	2	3	23	13.8	
vs Michigan	03/07/14	*	29	1-9	.111	0-1	.000	1-3	.333	2	4	6	7.9	4	2	3	0	2	3	13.5	
vs Nebraska	03/08/14	*	27	3-11	.273	0-0	.000	4-4	1.000	5	7	12	8.0	2	3	4	1	2	10	13.4	
vs Hampton	03/23/14	*	30	10-18	.556	1-4	.250	5-9	.556	3	15	18	8.3	3	2	5	2	2	26	13.8	
vs North Carolina	03/25/14	*	17	0-5	.000	0-1	.000	2-4	.500	1	1	2	8.2	3	0	4	0	0	2	13.4	
Totals			33	862	158-331	.477	19-60	.317	107-151	.709	70	199	269	8.2	91	77	129	21	59	442	13.4





Branndais Agee

R-Sophomore • 5-11 • Detroit, Mich./Cass Technical

2015-16 Spartans



Has appeared in 38 games for the Spartans... Career averages of 5.5 points and 3.6 rebounds per game... Earned the Pat Canning Coaches Award at the team banquet in 2014 ... Named proundounced Brandy.

REDSHIRT SOPHOMORE (2014-15): Missed the 2014-15 season with a torn ACL.

REDSHIRT FRESHMAN (2013-14): Recipient of the Pat Canning Coaches Award at the team banquet ... Played in 32 games, starting one ... Averaged 5.9 points and 3.6 rebounds in 14.8 minutes ... Shot 46.7 percent from the field, ranking fourth on the team ... Averaged 1.2 offensive rebounds per game ... In the season debut at No. 6 Notre Dame (11/11), scored four points in eight minutes ... Against Canisius (11/14), posted 14 points and eight rebounds in 22 minutes off the bench ... Posted her first career double-double vs. Detroit (11/20) with game-highs of 17 points (shooting 7-for-11) and 11 rebounds (career-high), while also adding her first three career blocks in 23 minutes; first Spartan freshman to post a double-double since Lykendra Johnson at Indiana on Feb. 12, 2009 ... Had five points and four rebounds in 12 minutes vs. Rice (11/23) ... Tallied six points and five rebounds in 15 minutes at Florida State (12/4) ... Made her first career start at Virginia Tech (12/7), totaling 11 points and five rebounds in 20 minutes ... Had a solid line of 10 points and seven rebounds in 17 minutes vs. Georgetown (12/20) in the Puerto Rico Classic ... Posted 13 points and nine rebounds in 21 minutes vs. Colgate (12/29) ... Recorded six points and five rebounds in 16 minutes at Ohio State (1/26) ... Scored in double-figures for the first time in a Big Ten game vs. No. 19/16 Purdue (2/2), scoring 10 points on 5-for-8 shooting, while adding three rebounds and a career-high three steals in 20 minutes ... Had four points and four rebounds in 18 minutes at Illinois (2/5) ...

Had eight points, two rebounds, two assists and two blocks in 19 minutes at No. 22/21 Nebraska (2/8) ... Had 10 points, on 4-for-5 shooting, and five rebounds (four offensive) in 10 minutes at Wisconsin (2/20) ... Posted nine points and six rebounds (her most ever in a Big Ten game) in 23 minutes at Northwestern (2/27) ... Posted nine points and four rebounds vs. Michigan in the Big Ten Tournament quarterfinals (3/7); had a key steal and putback in the final minute to clinch the win ... Led MSU and had career highs in points (18) and assists (4) in a career-high 30 minutes vs. No. 16/15 Nebraska (3/8) ... In her NCAA Tournament debut vs. Hampton (3/23), posted her second career double-double with 10 points and 10 rebounds in a career-high tying 30 minutes; one of 14 double-doubles in Spartan NCAA history ... Had seven points, seven rebounds and two steals vs. No. 12/13 North Carolina in the NCAA Tournament Second Round (3/25).

FRESHMAN (2012-13): Received the Spartan Scholar-Athlete Award at the team banquet ... Appeared in nine games ... Averaged 0.6 points and 1.8 rebounds in 7.1 minutes ... In her Spartan debut vs. UT Arlington (11/11), grabbed seven rebounds, tying for the 11th most in a Spartan debut, in a season-high 16 minutes ... Grabbed three rebounds in seven minutes vs. Albany (11/21) ... In eight minutes vs. Robert Morris (11/25), had her first two career assists and her first career steal ... Made her first career 3-pointer at Oakland (12/5) ... Sustained an ACL injury.

HIGH SCHOOL: Honorable mention high school All-American by the Women's Basketball Coaches Association (WBCA) her senior season ... Second in the voting for 2012 Michigan's Miss Basketball ... Averaged 25.7 points, 11.8 rebounds, 5.5 assists and 2.5 blocked shots as a senior ... A Detroit Free Press and Detroit News Dream Team selection,



and a first-team All-Detroit PSL in 2012 ... Named Co-Most Valuable Player of the 2012 Basketball Coaches Association of Michigan (BCAM) Class A/B All-Star Game, after leading the Black team with 18 points and 14 rebounds ... A three-year letterwinner at Cass Tech for coaches Omar Ahart and Jarvis Mitchell ... Ranked No. 28 nationally by ESPN's Hoopgurlz and No. 45 by Collegiate Girls Basketball Report ... Played AAU for Michigan Crossover and director Emez Oliver.

PERSONAL: Born on June 18, 1994 ... Daughter of Yvette Agee ... Has two brothers, Brent and Brandon, and one sister, Brianna ... Majoring in sociology.

CAREER HIGHS:

- Points: 18, vs. Nebraska (3/8/14)
- Field Goals: 8, vs. Nebraska (3/8/14)
- Free Throws: 5, vs. Colgate (12/29/13)
- 3-Point Field Goals: 2, twice, last vs. Detroit (11/20/13)
- Rebounds: 11, vs. Detroit (11/20/13)
- Assists: 4, vs. Nebraska (3/8/14)
- Blocks: 3, vs. Detroit (11/20/13)
- Steals: 3, vs. Purdue (2/2/14)
- Minutes: 30, twice, last vs. Hampton (3/23/14)

AGEE CAREER STATISTICS

Season	gp-gs	min/avg	Total			3-Point			F-Throws		Rebounds				Scoring					
			fg-fga	pct	ft-fga	pct	ft-fga	pct	off	def	tot	avg	pf	fo	ast	to	blk	stl	pts	avg
2012-13	5-0	66/13.2	5-17	.294	2-8	.250	2-4	.500	3	15	18	3.6	2	0	1	3	0	3	14	2.8
2013-14	33-1	488/14.8	79-169	.467	9-25	.360	27-46	.587	41	78	119	3.6	60	0	16	50	11	19	194	5.9
TOTAL	38-1	554/14.6	84-186	.452	11-33	.333	29-50	.580	44	93	137	3.6	62	0	17	53	11	22	208	5.5

2013-14 AGEE GAME-BY-GAME

Opponent	Date	gs	min	fg-fga	pct	3fg-fga	pct	ft-fga	pct	off	def	tot	avg	pf	a	to	blk	stl	pts	avg	
at Notre Dame	11/11/13	8	2-4	.500	0-0	.000	0-2	.000	0	0	0	0	0	0	1	0	1	0	1	4	4.0
CANISIUS	11/14/13	22	6-9	.667	1-1	1.000	1-2	.500	1	7	8	4.0	0	0	1	0	1	1	14	9.0	
DAYTON	11/17/13	4	0-0	.000	0-0	.000	0-2	.000	0	0	0	2.7	4	0	0	0	0	0	0	0	6.0
DETROIT	11/20/13	23	7-11	.636	2-3	.667	1-3	.333	4	7	11	4.8	2	1	0	3	1	17	8.8		
RICE	11/23/13	12	2-5	.400	0-0	.000	1-2	.500	1	3	4	4.6	1	0	3	0	1	5	8.0		
at Temple	11/26/13	11	1-2	.500	0-0	.000	0-0	.000	1	1	2	4.2	3	0	1	0	0	2	7.0		
IPFW	12/01/13	10	1-5	.200	0-1	.000	0-0	.000	3	1	4	4.1	2	0	1	0	0	2	6.3		
at Florida State	12/04/13	15	2-5	.400	0-0	.000	2-2	1.000	1	4	5	4.3	3	0	0	0	1	6	6.3		
at Virginia Tech	12/07/13	20	4-5	.800	1-2	.500	2-2	1.000	3	2	5	4.3	3	1	2	0	1	11	6.8		
OAKLAND	12/15/13	12	1-4	.250	0-1	.000	1-3	.333	2	1	3	4.2	2	0	1	1	0	3	6.4		
vs Oklahoma State	12/19/13	15	0-3	.000	0-0	.000	1-2	.500	0	4	4	4.2	1	0	1	0	0	1	5.9		
vs Georgetown	12/20/13	17	4-7	.571	1-1	1.000	1-2	.500	2	5	7	4.4	1	0	1	0	0	10	6.3		
COLGATE	12/29/13	21	4-8	.500	0-1	.000	5-8	.625	3	6	9	4.8	2	0	1	0	0	13	6.8		
at Minnesota	01/04/14	5	0-1	.000	0-0	.000	0-0	.000	0	0	0	4.4	1	0	1	0	0	0	6.3		
NEBRASKA	01/09/14	11	1-7	.143	0-1	.000	0-0	.000	1	0	1	4.2	3	1	1	0	1	2	6.0		
at Michigan	01/12/14	3	1-1	1.000	0-0	.000	0-0	.000	0	0	0	3.9	2	0	1	0	0	2	5.8		
at Iowa	01/16/14	9	1-1	1.000	0-0	.000	1-1	1.000	0	2	2	3.8	3	0	3	1	0	3	5.6		
PENN STATE	01/19/14	6	0-2	.000	0-1	.000	1-2	.500	0	0	0	3.6	1	0	0	0	0	1	5.3		
ILLINOIS	01/23/14	3	0-0	.000	0-0	.000	0-0	.000	1	0	1	3.5	1	0	2	0	0	0	5.1		
at Ohio State	01/26/14	16	3-7	.429	0-1	.000	0-0	.000	1	4	5	3.6	1	1	3	0	0	6	5.1		
WISCONSIN	01/30/14	6	1-2	.500	0-1	.000	0-0	.000	0	0	0	3.4	0	0	0	0	1	2	5.0		
PURDUE	02/02/14	20	5-8	.625	0-1	.000	0-1	.000	1	2	3	3.4	3	0	2	0	3	10	5.2		
at Illinois	02/05/14	18	1-3	.333	0-0	.000	2-2	1.000	0	4	4	3.4	2	1	3	1	1	4	5.1		
at Nebraska	02/08/14	19	4-11	.364	0-1	.000	0-0	.000	2	0	2	3.3	1	2	2	2	0	8	5.3		
OHIO STATE	02/15/14	15	0-4	.000	0-0	.000	0-0	.000	2	2	4	3.4	1	2	3	0	0	0	5.0		
at Wisconsin	02/20/14	10	4-5	.800	0-0	.000	2-3	.667	4	1	5	3.4	2	0	0	0	1	10	5.2		
MINNESOTA	02/24/14	14	2-3	.667	1-1	1.000	0-0	.000	0	1	1	3.3	2	0	2	0	0	5	5.2		
at Northwestern	02/27/14	23	4-7	.571	1-3	.333	0-1	.000	0	6	6	3.4	3	1	4	0	1	9	5.4		
INDIANA	03/02/14	16	0-2	.000	0-0	.000	0-0	.000	0	0	0	3.3	3	0	2	0	0	0	5.2		
vs Michigan	03/07/14	18	3-4	.750	0-0	.000	3-3	1.000	2	2	4	3.3	2	0	0	0	1	9	5.3		
vs Nebraska	03/08/14	30	8-15	.533	1-1	1.000	1-1	1.000	2	0	2	3.3	3	4	3	1	1	18	5.7		
vs Hampton	03/23/14	30	5-11	.455	0-1	.000	0-0	.000	1	9	10	3.5	1	2	3	1	1	10	5.8		
vs North Carolina	03/25/14	26	2-7	.286	1-3	.333	2-2	1.000	3	4	7	3.6	0	0	2	1	2	7	5.9		
Totals		1	488	79-169	.467	9-25	.360	27-46	.587	41	78	119	3.6	60	16	50	11	19	194	5.9	



2012-13 AGEE GAME-BY-GAME

Opponent	Date	gs	min	Total		3-Pointers		Free throws		Rebounds			pf	a	t/o	blk	stl	pts	avg	
				fg-fga	pct	3fg-fga	pct	ft-fga	pct	off	def	tot								avg
ROBERT MORRIS	11/25/12	9	0-2	.000	0-2	.000	0-0	.000	0	3	3	3.0	1	0	2	0	0	0	0.0	
at NC State	11/29/12	7	1-2	.500	0-0	.000	1-2	.500	0	2	2	2.5	0	0	0	0	1	3	1.5	
MILWAUKEE	12/01/12	12	2-2	1.000	2-2	1.000	0-0	.000	0	6	6	3.7	0	1	0	0	1	6	3.0	
at Oakland	12/05/12	16	2-7	.286	0-2	.000	1-2	.500	1	2	3	3.5	0	0	0	0	0	5	3.5	
at Dayton	12/08/12	22	0-4	.000	0-2	.000	0-0	.000	2	2	4	3.6	1	0	1	0	1	0	2.8	
Totals		0	66	5-17	.294	2-8	.250	2-4	.500	3	15	18	3.6	2	1	3	0	3	14	2.8





13 | G



Morgan Green

Sophomore • 5-8 • San Jose, Calif./Chabot College

PRIOR TO MSU: Played one year at Chabot College in Hayward, California ... Ranked the No. 2 junior college player by Dan Olson's College Girls Basketball Report ... Started 33 games and averaged 36.2 minutes per game ... Totaled 729 points on the season, averaging 22.1 points per contest ... Led the league in minutes (1,195), points (729), assists (254) and steals (142) ... Named Chabot College 2014-15 Female Athlete of the Year.

and 6.8 assists in her sophomore year ... Also lettered in track & field and cross country in high school ... Named basketball and cross country captain in 2011, 2013, 2014 ... Named track captain from 2011-2013.

PERSONAL: Born August 13, 1996 ... Daughter of Lecia Powell ... Majoring in neuroscience.

HIGH SCHOOL: Attended Pacific Collegiate High School ... Missed her senior season under head coach Daniel Kumasaka due to injury ... Averaged 30.8 points, 7.8 rebounds, 5.3 assists and 6.6 steals per game in her junior year ... Earned Mission Trail Athletic League MVP and county player of the year honors ... Ranked No. 60 nationally by ESPN's Hoopgurlz out of high school ... Named the No. 5 prospect in the state of California by NorCalPreps ... Played at Whitney High School as a sophomore ... Averaged 27.2 points, 9.4 steals, 7.1 rebounds



2015-16 Spartans





Lexi Gussert

Sophomore • 6-0 • Crystal Falls, Mich./Forest Park

Averaged 4.8 points and 2.1 rebounds per game in 29 games during the 2014-15 season.

FRESHMAN (2014-15): Played in 29 games, starting 11... Grabbed two rebounds in 11 minutes vs. Oakland (11/26) ... Scored first Spartan points and netted first basket in game against Miami (OH) (11/30), adding season-best four rebounds and dishing out season-high four assists ... Had breakout game at Loyola Chicago (12/14), tallying 15 points on 6-9 FGs, including 3-4 from three-point range, all in the second half, in playing 24 total minutes ... Recorded five points, four rebounds and a season-high five assists against No. 19 Syracuse at the Florida Sunshine Classic (12/21) ... Scored in double figures for the second time with 11 points against Michigan (1/4) in 23 minutes ... In her first start against No. 19/18 Nebraska (1/8), recorded three points and four rebounds ... Making her second start of the season at Northwestern (1/11), scored four points with one rebound and one block in 22 minutes ... Scored two points with one rebound to go along with two assists in 12 minutes against Illinois (1/15) ... Coming off the bench against No. 22/21 Iowa (1/18), scored five points with two rebounds in 15 minutes ... Scored eight points with two boards in 22 minutes against Wisconsin (1/25) ... Breakout game at Minnesota (2/8), scoring 20 points with seven rebounds, two assists and two steals ... Scored four points in 13 minutes at Penn State (2/11) ... Scored eight points with two rebounds against No. 5 Maryland (2/16) ... Off the bench, scored four points with six rebounds in 28 minutes against No. 19/18 Rutgers ... Played 28 minutes at Purdue (2/28), scoring two points with three assists ... Against Michigan in the Big Ten Tournament (3/5), tied for the team-high with 16 points, including four treys in 26 minutes.

HIGH SCHOOL: A four-year starter and three-year captain for Forest Park High School and head coach Jeff Syrjanen ... Named the 2014 Miss Basketball for the state of Michigan ... Was the fourth of the last five recipients of Michigan's Miss Basketball to enroll at MSU, as Gussert joins the list of Klarissa Bell (2010), Jasmine Hines (2011) and Tori Jankoska (2013)

... Named Michigan's Associated Press Class D Player of the Year for the second-straight season, as well as also being named first-team all-state by the Detroit Free Press and Associated Press for the third-straight season ... Finished with the fourth-most points in Michigan high school history and the most-ever in the Upper Peninsula with 2,630 points, finishing her career with a 25.5 points per game average ... As a senior, she averaged 28.4 points, 12.0 rebounds, 7.4 assists, along with breaking the Michigan high school single-season 3-point field goal record with 105 ... Tallied 739 points her senior season, good for is the No. 13 spot on the state of Michigan's single-season scoring list and she also graduated with the No. 5 spot with 809 points as a junior ... Netted career-high 50 points in a game, which is the 10th-most points scored all-time by a Michigan high school player ... Also graduated with marks Michigan state high school history record books of tied for sixth-most career games played (104) and ninth-most career rebounds (1,108) ... Played AAU for Midland Fastbreak and head coach Mark Juengel ... In addition to basketball, was a four-year letterwinner in volleyball and a three-year letterwinner in golf ... Ranked No. 1 in her graduating class with a 3.98 grade-point average

PERSONAL: Born July 20, 1995 ... Daughter of Scott and Kathy Gussert ... Has one brother, Andrew ... Majoring in kinesiology.

CAREER HIGHS:

Points: 20, at Minnesota (2/8/15)

Field Goals: 8, at Minnesota (2/8/15)

Free Throws: 2, three times, last vs. Michigan (3/5/15)

3-Point Field Goals: 4, twice, last vs. Michigan (3/5/15)

Rebounds: 7, at Minnesota (2/8/15)

Assists: 5, vs. Syracuse (12/21/14)

Blocks: 2 vs. Michigan (2/5/15)

Steals: 2, twice, last at Minnesota (2/8/15)

Minutes: 29, vs. Syracuse (12/21/15)





GUSSERT CAREER STATISTICS

Season	gp-gs	min/avg	Total		3-Point		F-Throws		Rebounds				Scoring							
			fg-fga	pct	fg-fga	pct	ft-fla	pct	off	def	tot	avg	pf	fo	ast	to	blk	stl	pts	avg
2014-15	29-11	555/19.1	54-135	.400	21-64	.328	11-23	.478	9	53	62	2.1	36	2	35	43	5	13	140	4.8
TOTAL	29-11	555/19.1	54-135	.400	21-64	.328	11-23	.478	9	53	62	2.1	36	2	35	43	5	13	140	4.8

2014-15 GUSSERT GAME-BY-GAME

Opponent	Date	gs	min	Total		3-Pointers		Free throws		Rebounds				a	t/o	blk	stl	pts	avg	
				fg-fga	pct	3fg-fga	pct	ft-fla	pct	off	def	tot	avg							
EASTERN MICHIGAN	11/16/14	1	0-0	.000	0-0	.000	0-0	.000	0	0	0	0.0	0	0	0	0	0	0.0		
NOTRE DAME	11/19/14	0	0-0	.000	0-0	.000	0-0	.000	0	0	0	0.0	0	0	0	0	0	0.0		
IU/PU	11/23/14	9	0-1	.000	0-0	.000	0-0	.000	0	0	0	0.0	0	0	0	0	0	0.0		
OAKLAND	11/26/14	11	0-2	.000	0-2	.000	0-0	.000	1	1	2	0.5	0	0	1	0	0	0.0		
MIAMI (OHIO)	11/30/14	19	1-4	.250	0-2	.000	0-0	.000	0	4	4	1.2	3	4	3	0	2	0.4		
GEORGIA TECH	12/04/14	dnp	-	-	-	-	-	-	-	-	-	-	-	-	-	-	-	-		
at Georgia	12/07/14	dnp	-	-	-	-	-	-	-	-	-	-	-	-	-	-	-	-		
at Loyola Chicago	12/14/14	24	6-9	.667	3-4	.750	0-1	.000	0	1	1	1.2	1	4	2	2	15	2.8		
ALCORN STATE	12/16/14	21	3-6	.500	0-2	.000	1-2	.500	0	6	6	1.9	1	2	3	0	1	7	3.4	
vs Baylor	12/20/14	10	2-2	1.000	0-0	.000	1-1	1.000	0	0	0	1.6	0	2	2	0	1	5	3.6	
vs Syracuse	12/21/14	29	2-6	.333	1-4	.250	0-2	.000	0	4	4	1.9	2	5	3	0	5	3.8		
NORTHWESTERN	12/28/14	7	0-1	.000	0-1	.000	0-0	.000	0	0	0	1.7	1	0	0	0	0	3.4		
at Indiana	12/31/14	19	0-3	.000	0-1	.000	2-2	1.000	0	1	1	1.6	1	0	1	0	2	3.3		
at Michigan	01/04/15	23	5-7	.714	1-2	.500	0-0	.000	0	3	3	1.8	1	1	4	0	11	3.9		
NEBRASKA	01/08/15	*	23	1-7	.143	0-4	.000	1-2	.500	0	4	4	1.9	0	1	0	0	3	3.8	
at Northwestern	01/11/15	*	22	2-5	.400	0-1	.000	0-0	.000	0	1	1	1.9	1	0	1	0	4	3.9	
ILLINOIS	01/15/15	*	12	1-3	.333	0-1	.000	0-0	.000	0	1	1	1.8	1	2	2	0	2	3.7	
IOWA	01/18/15	15	2-5	.400	0-0	.000	1-2	.500	0	2	2	1.8	1	0	0	0	5	3.8		
at Maryland	01/22/15	24	0-1	.000	0-1	.000	0-0	.000	0	1	1	1.8	1	2	3	0	1	0	3.6	
WISCONSIN	01/25/15	22	3-5	.600	2-2	1.000	0-0	.000	2	0	2	1.8	1	0	1	1	0	8	3.8	
INDIANA	01/28/15	19	1-5	.200	1-2	.500	0-0	.000	1	1	2	1.8	3	0	0	1	1	3	3.8	
at Ohio State	02/02/15	23	1-6	.167	0-1	.000	2-3	.667	1	2	3	1.9	1	2	0	0	1	4	3.8	
MICHIGAN	02/05/15	*	25	1-10	.100	1-5	.200	0-0	.000	0	4	4	2.0	0	1	1	2	1	3	3.8
at Minnesota	02/08/15	*	28	8-15	.533	4-9	.444	0-0	.000	2	5	7	2.2	5	2	1	0	20	4.5	
at Penn State	02/11/15	*	13	2-5	.400	0-2	.000	0-0	.000	0	0	0	2.1	5	0	2	0	4	4.5	
MARYLAND	02/16/15	*	22	3-5	.600	2-3	.667	0-2	.000	0	2	2	2.1	0	1	3	0	1	8	4.6
RUTGERS	02/22/15	*	28	1-3	.333	1-2	.500	1-4	.250	0	6	6	2.2	3	0	1	0	0	4	4.6
at Illinois	02/25/15	*	22	0-2	.000	0-1	.000	0-0	.000	0	2	2	2.2	0	1	3	0	0	4	4.4
at Purdue	02/28/15	*	28	1-4	.250	0-2	.000	0-0	.000	1	0	1	2.2	0	3	2	0	1	2	4.3
vs Michigan	3/5/15	*	26	5-7	.714	4-6	.667	2-2	1.000	0	0	0	2.1	3	1	4	0	0	16	4.8
vs Maryland	3/6/15	*	30	3-6	.500	1-4	.250	0-0	.000	1	2	3	2.1	1	1	0	0	1	7	4.8
Totals		11	555	54-135	.400	21-64	.328	11-23	.478	9	53	62	2.1	36	35	43	5	13	140	4.8





Kennedy Johnson

Sophomore • 6-3 • Galloway, N.J./Wildwood Catholic

Averaged 3.3 points and 2.0 rebounds per game in 29 games during the 2014-15 season.

FRESHMAN (2014-15): Played in 29 games ... Had her first collegiate points, rebounds, block and steal in 11 minutes vs. Oakland (11/26) ... Registered season-high five points, five rebounds, two assists and one steal against Miami (Ohio) (11/30) ... Tallied four points at Georgia (12/7) ... Matched season-high five rebounds at Loyola Chicago (12/14), adding three points and one block in playing 18 minutes ... Played 16 minutes at Indiana (12/31) ... At Michigan (1/4), clocked five minutes of action with three boards ... Played two minutes against Nebraska (1/8) ... Scored a then-career-high seven points with three rebounds and two assists at Northwestern (1/11) ... Scored four points with two rebounds and two blocks in 22 minutes against Illinois (1/15) ... At No. 7/6 Maryland, one of only four Spartans to score with six points and two rebounds ... Had a career-high 11 points to go along with four rebounds in just 16 minutes against Wisconsin (1/25) ... Tallied a career-high seven rebounds and seven points in 19 minutes at Ohio State (2/2) ... Despite foul trouble, had four points and a rebound in six minutes against Michigan (2/5) ... At Penn State, scored eight points with three rebounds off the bench in 28 minutes ... In 10 minutes against No. 5/5 Maryland, scored two points with one rebound ... Posted four points with one rebound against No. 19/18 Rutgers ... In 15 minutes at Illinois (2/25), scored four points ... At Purdue (2/28), scored two points with one rebound and one steal in 20 minutes ... Against Michigan in the Big Ten Tournament (3/5), tallied four points with two rebounds and an assist ... In the Big Ten Tournament, scored four points with two rebounds, one steal and one block against Maryland (3/6).

HIGH SCHOOL: A graduate of Wildwood Catholic High School after transferring from Sacred Heart High School following the school's closing, where she was a three-year letterwinner ... Tallied a combined 1,500 points and 1,200 rebounds for her career ... Earned third-team all-non-public schools honors and

Cape-Atlantic League accolades as a senior and was selected to play in both the Cape-Atlantic League All-Star and North-South New Jersey All-Star games ... Averaged 22.0 points and 15.0 rebounds as a senior in helping the Crusaders to a 21-7 record ... As a junior at Sacred Heart, averaged 19.6 points, 14.3 rebounds and 2.6 blocks, leading the Cape Atlantic League in scoring and rebounding, which ranked top-25 in scoring and top-10 in rebounding in the state of New Jersey, shot 56% from the field and 79% from the foul line ... Was named Daily Journal and Cumberland County Player of the Year, while earning first-team all-conference, all-league and all-area honors, as well as being named team MVP ... Named the South Jersey Times Player of the Year ... Played AAU for the Philadelphia Belles and head coach Sean Costello, where the Belles were first at the Nike Invitational Boo Williams Tournament in 2010 and 2011 ... A McDonald's All-American nominee... Three-time captain.

PERSONAL: Born May 4, 1996 ... Daughter of Austin and Tammy Johnson... Has one brother, Austin, and two sisters, Brandi and Erika ... Her brother, Austin, is a defensive tackle on the Penn State football team ... In the classroom, was a four-year honor roll student and a member of the National Honor Society ... Major is undecided.

CAREER HIGHS:

Points: 20, at Minnesota (2/8/15)

Field Goals: 2, three times, last vs. Michigan (3/5/15)

Free Throws: 2, three times, last vs. Michigan (3/5/15)

3-Point Field Goals: 4, twice, last vs. Michigan (3/5/15)

Rebounds: 7, at Ohio State (2/2/15)

Assists: 5, vs. Syracuse (12/21/14)

Blocks: 2 vs. Michigan (2/5/15)

Steals: 2, twice, last at Minnesota (2/8/15)

Minutes: 29, vs. Syracuse (12/21/15)





JOHNSON CAREER STATISTICS

Season	gp-gs	min/avg	Total		3-Point		F-Throws		Rebounds				Scoring							
			fg-fga	pct	fg-fga	pct	ft-fga	pct	off	def	tot	avg	pf	fo	ast	to	blk	stl	pts	avg
2014-15	29-0	413/14.2	42-85	.494	0-0	.000	12-18	.667	29	29	58	2.0	77	4	9	27	13	6	96	3.3
TOTAL	29-0	413/14.2	42-85	.494	0-0	.000	12-18	.667	29	29	58	2.0	77	4	9	27	13	6	96	3.3

2014-15 JOHNSON GAME-BY-GAME

Opponent	Date	gs	min	Total		3-Pointers		Free throws		Rebounds				pf	a	to	blk	stl	pts	avg
				fg-fga	pct	3fg-fga	pct	ft-fga	pct	off	def	tot	avg							
EASTERN MICHIGAN	11/16/14	dnp	-	-	-	-	-	-	-	-	-	-	-	-	-	-	-	-	-	-
NOTRE DAME	11/19/14	1	0-0	.000	0-0	.000	0-0	.000	0	0	0	0.0	2	0	1	0	0	0	0.0	
IUPUI	11/23/14	dnp	-	-	-	-	-	-	-	-	-	-	-	-	-	-	-	-	-	
OAKLAND	11/26/14	11	1-2	.500	0-0	.000	0-0	.000	1	2	3	1.5	1	0	1	1	1	2	1.0	
MIAMI (OHIO)	11/30/14	17	2-4	.500	0-0	.000	1-4	.250	2	3	5	2.7	0	2	2	0	1	5	2.3	
GEORGIA TECH	12/04/14	2	0-0	.000	0-0	.000	0-0	.000	0	1	1	2.3	0	0	1	1	0	0	1.8	
at Georgia	12/07/14	9	2-3	.667	0-0	.000	0-0	.000	0	0	0	1.8	1	0	0	0	0	4	2.2	
at Loyola Chicago	12/14/14	18	1-3	.333	0-0	.000	1-1	1.000	1	4	5	2.3	5	0	1	1	0	3	2.3	
ALCORN STATE	12/16/14	14	1-2	.500	0-0	.000	2-2	1.000	0	1	1	2.1	0	0	0	1	0	4	2.6	
vs Baylor	12/20/14	23	0-3	.000	0-0	.000	3-4	.750	1	2	3	2.3	4	0	3	0	0	3	2.6	
vs Syracuse	12/21/14	8	0-0	.000	0-0	.000	0-0	.000	0	0	0	2.0	3	1	0	0	0	2.3		
NORTHWESTERN	12/28/14	13	0-1	.000	0-0	.000	0-0	.000	1	1	2	2.0	1	0	0	1	0	2.1		
at Indiana	12/31/14	16	0-1	.000	0-0	.000	0-0	.000	0	0	0	1.8	5	0	0	0	0	0.9		
at Michigan	01/04/15	5	0-0	.000	0-0	.000	0-0	.000	2	1	3	1.9	0	0	0	0	0	1.8		
NEBRASKA	01/08/15	2	0-0	.000	0-0	.000	0-0	.000	0	0	0	1.8	0	0	0	0	0	1.6		
at Northwestern	01/11/15	27	3-7	.429	0-0	.000	1-2	.500	1	2	3	1.9	3	2	2	1	0	7	2.0	
ILLINOIS	01/15/15	22	2-3	.667	0-0	.000	0-0	.000	2	0	2	1.9	3	1	4	2	0	4	2.1	
IOWA	01/18/15	12	2-4	.500	0-0	.000	0-0	.000	2	0	2	1.9	4	0	4	1	0	4	2.3	
at Maryland	01/22/15	19	2-2	1.000	0-0	.000	2-2	1.000	1	1	2	1.9	2	0	1	0	0	6	2.5	
WISCONSIN	01/25/15	16	5-9	.556	0-0	.000	1-1	1.000	4	0	4	2.0	4	0	1	2	1	11	2.9	
INDIANA	01/28/15	6	0-1	.000	0-0	.000	0-0	.000	0	1	1	1.9	3	0	0	0	0	2.8		
at Ohio State	02/02/15	19	3-5	.600	0-0	.000	1-2	.500	2	5	7	2.2	4	0	1	0	0	7	3.0	
MICHIGAN	02/05/15	6	2-4	.500	0-0	.000	0-0	.000	0	1	1	2.1	4	0	0	0	0	4	3.0	
at Minnesota	02/08/15	15	2-4	.500	0-0	.000	0-0	.000	1	2	3	2.2	5	1	0	0	0	4	3.1	
at Penn State	02/11/15	28	4-8	.500	0-0	.000	0-0	.000	2	1	3	2.2	4	1	0	1	1	8	3.3	
MARYLAND	02/16/15	10	1-2	.500	0-0	.000	0-0	.000	1	0	1	2.2	5	0	0	0	0	2	3.3	
RUTGERS	02/22/15	20	2-5	.400	0-0	.000	0-0	.000	1	0	1	2.1	2	0	1	0	0	4	3.3	
at Illinois	02/25/15	15	2-2	1.000	0-0	.000	0-0	.000	0	0	0	2.0	3	0	0	0	0	4	3.3	
at Purdue	02/28/15	20	1-3	.333	0-0	.000	0-0	.000	1	0	1	2.0	2	0	1	0	1	2	3.3	
vs Michigan	3/5/15	21	2-4	.500	0-0	.000	0-0	.000	1	1	2	2.0	3	1	2	0	0	4	3.3	
vs Maryland	3/6/15	18	2-3	.667	0-0	.000	0-0	.000	2	0	2	2.0	4	0	1	1	1	4	3.3	
Totals		0	413	42-85	.494	0-0	.000	12-18	.667	29	29	58	2.0	77	9	27	13	6	96	3.3





33 | C



Jenna Allen

Freshman • 6-3 • Bedford, Ind./North Lawrence

2015-16 Spartans



HIGH SCHOOL: Four-year letterwinner for her father, Jeff Allen, at Bedford North Lawrence High School ... Ranked No. 74 in the nation by ESPN's Hoopgurlz and Dan Olson's Collegiate Girls Basketball Report ... Ranked No. 76 by All-Star Girls Report ... Averaged 16.0 points and 10.9 rebounds in her senior year ... Shot 65 percent from the field and 80 percent from the free throw line in her junior season ... Set the school record in career rebounds (943) and finished third in career scoring (1,495 points) ... Logged 37 career double-doubles and helped the Stars go 104-5 during her four varsity seasons, including 26-1 in her senior season ... Earned first-team all-state honors ... Won back-to-back 4A State Championships ... Played AAU from 2011-14 for Indiana Elite-Bailey and coach Ron Patberg ... Played for the Spiece Gym Rats and coach Danny Riego in 2014 ... Competed in the Nike Nationals in July of 2013 and 2014.

PERSONAL: Born May 5, 1997 ... Daughter of Jeff and Linda Allen ... Has two brothers, Jared and John, and one sister, Jorie ... Majoring in kinesiology.





5 | F



Octavia Barnes

Freshman • 5-10 • Jackson, Miss./Raymond

HIGH SCHOOL: Played for head coach Mike Coleman at Raymond High School ... Played her first three high school seasons at Hinds County Agricultural High School ... Averaged a double-double her last two seasons ... Named one of the top five recruits by the Delta Report in the state of Mississippi ... Tabbed one of the 2014 Dandy Dozen by The Clarion-Ledger ... Averaged 18.3 points and 11.7 rebounds, to go along with 3.0 assists and 3.3 blocks per game ... Earned all-state recognition ... Played AAU for MS Southern Phenoms for coach Roger Wilson ... Played on the 2014-2015 ALL-USA Mississippi Girls Basketball Team ... Also lettered in track & field.

PERSONAL: Born January 17, 1997 ... Daughter of Carolyn Barnes ... Has three sisters Alisha, Nakita and Kiara ... Major is undecided.



2015-16 Spartans





12 | F



Nathy Dambo

Freshman • 6-3 • Fort-de-France, Martinique/Junipeor Serra

HIGH SCHOOL: Native of Martinique ... Played for head coach McKensley Hadley at Junipero Serra High School ... Named 2013-14 Renaissance Academy Girls Basketball Player of the Year ... Earned 2013-14 Southern Section All-League Girls Basketball Harbor ... Played in five games in her senior year ... Averaged 5.2 points, 0.8 assists, 4.8 rebounds, 0.4 steals and 0.2 blocks per game.

PERSONAL: Named pronounced Not-ee ... Born October 26, 1996 ... Daughter of Félix and Nicaise Dambo ... Majoring in biomedical laboratory science.



2015-16 Spartans





15 | F



Victoria Gaines

Freshman • 6-1 • Merrillville, Ind./Merrillville

HIGH SCHOOL: Played for head coach Amy Govert at Merrillville High School ... Ranked the No. 23 player in the nation by both ESPN's Hoopgurlz and Dan Olson's Collegiate Girls Basketball Report ... Ranked No. 56 by Blue Star Basketball and No. 59 by All-Star Girls Report ... Averaged 15.0 points, 8.0 rebounds, 4.0 assists, 2.3 blocks and 2.0 steals per game, earning first-team all-state honors as a junior ... Totaled over 1,000 points in her high school career ... Earned All-Duneland Athletic Conference (DAC) honors in three seasons ... Played AAU for the Indy Lady Gym Rats under head coach Danny Riego ... Was a three-time letterwinner in volleyball.

PERSONAL: Born March 6, 1997 ... Daughter of David and Colleen Gaines ... Has one brother David Jr. ... Majoring in kinesiology.



2015-16 Spartans





3 | G



Kalabrya Gondrezick

Freshman • 5-8 • Benton Harbor, Mich./Benton Harbor

2015-16 Spartans




HIGH SCHOOL: Four-year starter at Benton Harbor High School under her head coach and mother, Lisa Harvey-Gondrezick ... Ranked the No. 36 recruit in the nation by Blue Star Basketball and No. 55 by All-Star Girls Report ... Four-time first-team all-state selection ... Averaged 16.8 points, 7.8 assists, 7.8 rebounds and 2.8 steals per game ... Led her team to the 2014-15 district title ... Scored 20 points in 2014-15 Class B semifinals loss to Haslett at the Breslin Center ... No. 1 student in her class with over a 4.5 grade-point average ... Finalist for the 2015 Miss Basketball Award in the state of Michigan ... Named Miss Blossomtime and Miss Benton Harbor ... Lettered in volleyball and cross country at Benton Harbor.

PERSONAL: Name is pronounced Ka-LAY-bree-uh GONE-dra-zick ... Born December 18, 1995 ... Daughter of Grant Gondrezick and Lisa Harvey-Gondrezick ... Her dad played five seasons in the NBA, playing for the LA Clippers and the Phoenix Suns ... Her mother was a member of Louisiana Tech's 1988 NCAA Championship team ... Has one sister, Kysre, and one brother, Grant Jr. ... Majoring in marketing and apparel, textile design.





21



Hana Vesela

Freshman • 6-4 • Pribor, Czech Republic/Brimley

HIGH SCHOOL: Native of Pribor, Czech Republic ... Attended Brimley High School in Brimley, Michigan as a foreign exchange student ... Averaged 15.9 points, 10.3 rebounds, 4.4 blocks and 2.6 assists as a junior ... Earned first-team all-state honors by multiple media outlets ... Named the Eastern Upper Peninsula Conference Player of the Year ... Played on the Czech Republic U-16 National Team ... Also lettered in volleyball and track & field at Brimley, accumulating all-state honors in three track & field events.

PERSONAL: Name pronounced HAWN-a VESS-ila ... Born January 27, 1996 ... Daughter of Jan Vesely and Ivana Somolova, who were both professional athletes in the Czech Republic, playing basketball and volleyball, respectively ... Brother, Jan Vesely, the No. 6 pick in the 2011 NBA Draft, played three seasons in the NBA and is currently playing overseas ... Major is undecided.



2015-16 Spartans





MEET THE SPARTANS





SPARTAN STAFF





Suzy Merchant

Head Coach • Ninth Season • Central Michigan '91

Coaching Staff

The level of success is undeniable. Suzy Merchant, entering her ninth season as head coach of the Michigan State women's basketball program, has proven to be one of the best coaches in Michigan State history and a force in the Big Ten Conference. Through her first eight seasons, Merchant has brought the Spartan program to the upper echelon at the Big Ten and national level. The Spartans have finished third or better in the Big Ten in seven of the last eight seasons, and her conference record of 89-47 (65.4%) is the 10th-best career winning percentage in the 32-year history of the Big Ten and is the second-highest percentage among active coaches. The Spartans have won at least 20 games in seven of her eight seasons.

The Great Lakes State native was hired at MSU on April 30, 2007, after spending time as a head coach at Eastern Michigan (1998-07) and Saginaw Valley State (1995-98). In her 20 years as a head coach, she has won more than 64-percent of her games, collecting a 380-207 (.648) career record, including 179-87 (.673) in her eight seasons in East Lansing. Merchant became the fastest Spartan coach to 100 wins. She is also the winningest coach in Eastern Michigan history, compiling a 147-91 record in her nine seasons.

Through her first eight seasons at MSU, 27 Spartans have earned All-Big Ten recognition (the most in the conference) and 42 have been named Academic All-Big Ten. A pair of Spartans have earned major Big Ten awards - Kalisha Keane was the Big Ten Player of the Year in 2010-11, following up the Sixth Player of the Year award as a junior, while Lykendra Johnson (2010-11) and Allyssa DeHaan (2009-10) were named Big Ten Defensive Players of the Year. DeHaan, who finished her career second all-time in NCAA history in blocked shots, and Keane were also named All-Americans following their senior seasons. In 2013-14, Aerial Powers became the first Spartan freshman to earn first-team All-Big Ten honors. Last season, Powers earned All-American honors after setting a single-season record with 24 double-doubles.

The 2014-15 Spartans suffered through an injury-plagued season, finishing 16-15 overall and 7-11 in Big Ten action. Powers and Tori Jankoska earned All-Big Ten honors with Power being named to the First Team and Jankoska to the second. The Spartans have been packing the stands as well, finishing 10th in the nation and second in the Big Ten in attendance, averaging 6,119 fans per game.

In 2013-14, MSU captured a share of the Big Ten title with a 23-10 overall record and a stellar 13-3 league record. The Green and White have now had 11-straight 20-win seasons. The Spartans qualified for the "Big Dance" for a school-record sixth-straight season, advancing to the second round. Powers was also named to the All-Freshman team, while Annalise Pickrel was named to the second-team, Klarissa Bell, Jankoska and Bella Mills picked up honorable mention honors.

In 2012-13, Michigan State overcame adversity to go 25-9, the third-most wins in program history. MSU went 10-6 in Big Ten play to tie for third and won at least 10 conference games for the 11th-straight season. They made it to the Big Ten Tournament Championship game for

Merchant File

Birthplace: Dearborn, Mich.

Family: Husband, Gary Rakan; sons, Tyler and Brady Rakan.

Previous Coaching Experience: Assistant Coach- Oakland University (1992-95); Head Coach- Saginaw Valley State University (1995-98); Head Coach- Eastern Michigan University (1998-2007).

Coaching Record: 341-182 (.652) in 18 years as a head coach [54-29 in three years at Saginaw Valley State University (1995-98); 147-91 in nine years at Eastern Michigan University (1998-2007); 140-62 in six seasons at Michigan State]; 64-23 record as assistant coach at Oakland.

Education: Bachelor's degree in health/fitness from Central Michigan in 1991; master's degree in educational leadership from Saginaw Valley State in 2000.

Playing Experience: Four-year starter and three-year captain at Central Michigan (1987-91).

Postseason Coaching Experience: 1997 NCAA Division II Tournament, 2004 NCAA Tournament, 2005 WNIT, 2006 WNIT, 2008 WNIT, 2009 NCAA Sweet 16, 2010 NCAA Second Round, 2011 NCAA Second Round, 2012 NCAA Tournament, 2013 NCAA Tournament Second Round, 2014 NCAA Tournament Second Round.

Coaching Honors: 2010-11 Big Ten Coach of the Year.

International Coaching Experience: Won Gold as an assistant coach with USA Basketball at the 2009 World University Games in Belgrade, Serbia.



the first time under Merchant and for just the second time in program history. Three Spartans earned All-Big Ten honors with junior Bell being named to the third team, and senior Jasmine Thomas and sophomore Kiana Johnson added as honorable mention selections. Also, the team had a program-record seven Academic All-Big Ten honors.

In 2011-12, the Spartans continued their string of 20-win seasons, going 20-12 and advancing to their fourth-consecutive NCAA Tournament. MSU went 11-5 in conference play to tie for second in the Big Ten. Seniors Lykendra Johnson and Porsche Poole earned second team All-Big Ten accolades. With the win over Oakland (Nov. 27) last season, Merchant became the fastest head coach to 100 wins as a Spartan, needing only 143 games.

Merchant put her stamp on the Spartan program during the 2010-11 season, leading the Spartans to their first outright Big Ten title in school history. MSU went 13-3, winning the conference by two games. The Spartans went 27-6, recording the second-most wins in program history, and advanced to the NCAA Tournament Second Round. Merchant was named Big Ten Coach of the Year by both the conference's coaches and media, becoming the third Spartan coach to earn that honor.

In 2009-10, Merchant topped the 20-win plateau for the sixth-straight season and for the seventh time in her career. The Spartans advanced to the NCAA Tournament Second Round and finished the regular season second in the Big Ten for the second-straight season. In addition to the two major award winners (Keane and Johnson), four Spartans were named All-Big Ten and Lauren Aitch was the Big Ten Sportsmanship Award winner, the first MSU women's basketball player to earn the award.

During the 2008-09 season, the Spartans earned a No. 9 seed in the NCAA Tournament and advanced to the Sweet 16 with wins over No. 1-seed Duke and No. 8-seed Middle Tennessee. Merchant's first career NCAA Tournament win. She led the Spartans to a 13-5 record in the Big Ten, tying them for second in the conference. The wins tie for the second most in program history, while the finish is the best since the 2004-05 Big Ten Champions. Six Spartans earned postseason Big Ten accolades, led by Alyssa DeHaan taking home second team All-Big Ten honors. After the season, Merchant was named the Coaches Association of Michigan (BCAM) Women's College Coach of the Year for the second time in her career.

In the summer of 2009, Merchant spent time with USA Basketball as an assistant coach for the Women's World University Games team in Belgrade, Serbia. Team USA went undefeated and took home

the Gold medal, topping Russia, 83-64 in the championship game.

In her first season at Michigan State, Merchant took the youngest team in the Big Ten to its seventh-straight postseason trip, advancing to the championship game of the WNIT, and tied for the most wins (23) by a first-year Spartan basketball coach in MSU history. In addition, the Spartans won 10 conference games for the sixth consecutive season and advanced to the Big Ten Tournament semifinals for the fifth-straight year. Individually, Alyssa DeHaan earned first team All-Big Ten honors, while a pair of freshmen - Kalisha Keane and Brittney Thomas - were honorable mention all-conference and on the All-Freshman Team.

In her first six years in the Greater Lansing area, Merchant has gone to great lengths to become an integral part of the community. In her time off the court and out of the office, Merchant can be seen at many community service events in the Great Lansing area. She has been an Honorary Chair for numerous events, including Ele's Place, Sparrow Foundation's Hike for Hospice, Women Working Wonders, MSU Children's Health Initiative, Women's Center of Lansing, Haven House, Ronald McDonald House, Advent House Ministries, Old Newsboys' Shoe and Coat Drive, and Muscular Dystrophy Association.

During her tenure with the Eagles, Merchant guided Eastern Michigan to a record of 147-91 (.618), including three 20-win seasons, three postseason appearances and two Mid-American Conference West Division titles. Before coaching at Eastern Michigan, Merchant spent three seasons at Saginaw Valley State, posting a 54-29 (.651) record. Prior to becoming a head coach, Merchant was the top assistant for three years at Oakland University (1992-95).

A four-year starter and three-year captain at Central Michigan (1987-91), Merchant holds Chippewa records for assists with 463 and single-season assists with 156, and is tied for first in single-game assists with 11. She also finished her career third-best in made 3-point field goals with 75.

A native of Traverse City, Mich., Merchant was a three-sport standout at Traverse City Central High School, lettering in basketball, volleyball and softball. She earned honorable mention All-America honors by USA Today and was a two-time Class A all-state selection in basketball. She also earned all-state honors in volleyball. During the summer of 2010, she was inducted into the Traverse City Central H.S. Hall of Fame.



Coaching Staff

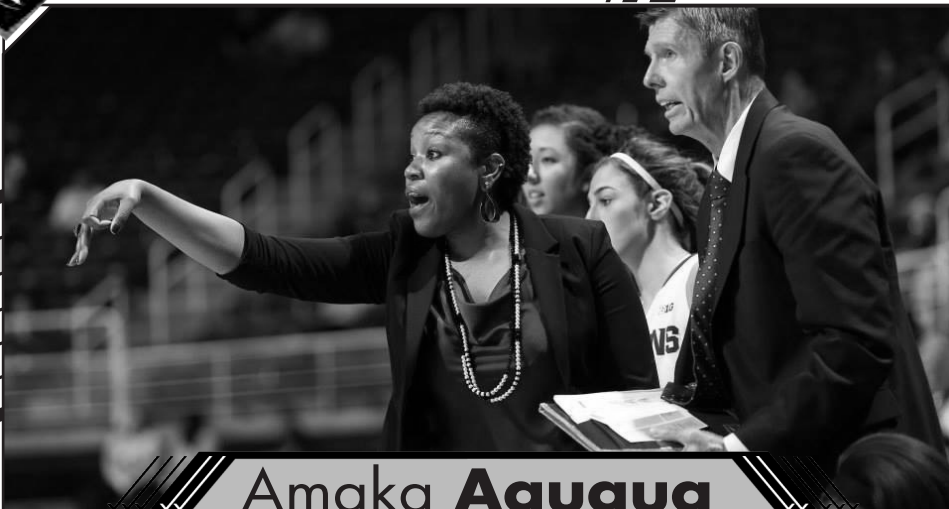


Year-by-Year Coaching Record

Year	School	Record	Conference Record	Postseason	Highlights
1995-96	Saginaw Valley State	15-11	9-9 (t-7th, GLIAC)	-	First year as head coach
1996-97	Saginaw Valley State	19-11	10-8 (3rd, GLIAC North)	NCAA Div. II	First postseason appearance
1997-98	Saginaw Valley State	20-7	12-6 (t-3rd, GLIAC North)	-	First career 20-win season for Merchant
1998-99	Eastern Michigan	14-13	8-8 (3rd, MAC West)	-	EMU's first winning record in 13 years
1999-00	Eastern Michigan	16-14	8-8 (t-3rd, MAC West)	-	Advanced to MAC Tournament semifinals
2000-01	Eastern Michigan	16-12	9-7 (4th, MAC West)	-	Tied EMU record for most conference wins
2001-02	Eastern Michigan	18-11	10-6 (t-4th, MAC West)	-	Coached first All-American at EMU
2002-03	Eastern Michigan	13-16	9-7 (4th, MAC West)	-	Two All-MAC selections
2003-04	Eastern Michigan	22-8	12-4 (1st, MAC West)	NCAA	EMU's first MAC Division & Tournament title
2004-05	Eastern Michigan	23-8	11-5 (2nd, MAC West)	WNIT	Most wins in school history (23)
2005-06	Eastern Michigan	22-8	15-1 (1st, MAC West)	WNIT	Most conference wins in school history
2006-07	Eastern Michigan	3-1	-	-	Coached four games before maternity leave
2007-08	Michigan State	23-14	10-8 (t-5th, Big Ten)	WNIT	Tied for most wins by a first year MSU coach
2008-09	Michigan State	22-11	13-5 (t-2nd, Big Ten)	NCAA Sweet 16	Earned first NCAA Tournament victory
2009-10	Michigan State	23-10	12-6 (2nd, Big Ten)	NCAA 2nd Rd.	Tied career high in wins
2010-11	Michigan State	27-6	13-3 (1st, Big Ten)	NCAA 2nd Rd.	MSU's first outright Big Ten Championship
2011-12	Michigan State	20-12	11-5 (t-2nd, Big Ten)	NCAA	Fastest MSU coach to 100 wins
2012-13	Michigan State	25-9	10-6 (t-3rd, Big Ten)	NCAA 2nd Rd.	First Big Ten Tourney championship game
2013-14	Michigan State	23-10	13-3 (t-1st, Big Ten)	NCAA 2nd Rd.	First coach to win two Big Ten titles
2014-15	Michigan State	16-15	7-11 (9th, Big Ten)	-	Two All-Big Ten selections



Coaching Staff



Amaka Agugua

Associate Head Coach • Third Season • Hofstra '05

Amaka 'Mox' Agugua (Uh-mah-kuh Uh-goo-gwa) is beginning her third season with the Spartans and her first as an associate head coach. Prior to coming to Michigan State, Agugua spent two seasons as an assistant coach and recruiting coordinator at Old Dominion University.

"I'm excited to announce that Amaka Agugua has been promoted to associate head coach. She has a tremendous passion for teaching and mentoring our players both on and off the court. Amaka is a tireless worker, unbelievably organized, has very good knowledge of the game along with phenomenal leadership skills that have positively impacted our program. We are fortunate to have her part of our program and thrilled to announce her promotion," Merchant said.

At Michigan State, Agugua has assisted with the Spartan post players, while also acting as a key component in recruiting. She is also a vital part of opponent scouting, working alongside Merchant and assistant coaches McKell Copeland and Mark Simons.

"I am extremely grateful and ecstatic about the opportunity to be an associate head coach for one of the best programs in the country. I whole heartedly thank Suzy Merchant, Senior Associate Athletic Director, Shelley Appelbaum and Athletic Director Mark Hollis for believing and investing in me," Agugua said. "I am excited about what the future holds for this MSU women's basketball program! I will continue to help develop the players on and off the court, as well as help reiterate and enforce Coach Merchant's overall philosophy and vision for the program."

At Michigan State, Agugua will assist with the Spartan post players, while also acting as a key component in recruiting and opponent scouting.

Agugua's primary responsibility at Old Dominion was the program's recruiting coordinator, but in addition she was integral in the team's opponent scouting, practice and game preparation, and student-athlete development. The Monarchs improved from 11-21 to 19-12 and a WNIT berth in her two seasons, a turnaround that was guided by the recruiting classes that Agugua brought in to Norfolk.

Prior to ODU, Agugua coached at Indiana University for two seasons (2009-11) as an assistant coach and recruiting coordinator, and at Virginia Commonwealth University for three years, as a graduate assistant (2006-07) and assistant coach (2007-09).

Agugua was a four-year letterwinner and three-year captain at Hofstra University. She played in 95 games, including 82 starts, averaging 10.2 points and 6.0 rebounds in her career. Agugua is the Pride's leader in career field goal percentage (55.1%) and owns three of the top-five single-season field goal percentage marks. She ended her collegiate career 12th on the Hofstra career rebounding list with 568. Also in her time at Hofstra, she was a second-team All-CAA selection in 2003-04 and helped the team to its first postseason berth (WNIT) in 2005-06.

Agugua earned her bachelor's degree in business management from Hofstra in 2005 and received her master's degree in sport leadership and administration through VCU's SportsCenter in 2007.



NcKell Copeland

Assisant Coach • Fifth Season • Jacksonville State '03

NcKell (pronounced nah-KELL) Copeland is beginning her fifth season on the Michigan State coaching staff after being named an assistant coach on June 8, 2011. Copeland has quickly moved up the coaching ranks, having served as an assistant coach at Bradley University, University of Toledo and Jacksonville State University.

Copeland serves as the Spartans' recruiting coordinator, in addition to focusing on guard development. She will also assist with opponent scouts and game preparation.

In her first four seasons as recruiting coordinator, Copeland has helped increase the talent level of the Spartan roster. Three years ago, MSU signed Tori Jankoska, who was named a high school All-American, Michigan's Miss Basketball and Michigan's Gatorade Player of the Year. In her first year at MSU, Copeland helped generate a top-25 class (ranked No. 21 nationally by ESPN's Hoopgurlz) for the Spartans. Last season's class was rated as high as No. 20 nationally by Blue Star Basketball, including Michigan standout Lexi Gussert.

Guard play was a main reason for the Spartans' success the last few seasons where three of the last four seasons MSU has won at least 20 games, advanced to the NCAA Tournament and finished in the top-3 in the Big Ten. Ten Spartan guards earned All-Big Ten honors over the past four seasons, as Porsche Poole was on the second team in 2012, while Klarissa Bell was a third team choice, and Jasmine Thomas and Kiana Johnson were honorable mention during 2012-13. In 2013-14, Aerial Powers became the first freshman to earn first-team honors, while Bell and Tori Jankoska earned honorable mention honors. Last season, Powers once again earned first-team honors, while Jankoska was named to the second team.

Copeland spent the previous three seasons as an assistant coach at Bradley, where she was responsible for scouting

and recruiting, along with developing the Braves' backcourt. During her tenure, Bradley posted the most wins in program history with 21 in 2008-09, and followed that up by tying the school record with 12 conference wins and advanced to its first postseason appearance (Women's Basketball Invitational) in 2009-10.

Prior to Bradley, Copeland spent two seasons as an assistant coach at Toledo. With the Rockets, she worked with the guards, while assisting with recruiting, scouting, academic progression and individual skill development.

A four-year letterwinner and two-year captain at Jacksonville State University from 1999-2003, Copeland spent three seasons as an assistant coach and recruiting coordinator at her alma mater after graduation. During her playing career, she broke the JSU career steals record with 151, which now ranks second all-time. A three-time Ohio Valley Conference All-Academic selection, Copeland led the Gamecocks in steals as a sophomore and junior, and also paced them in both assists and minutes as a sophomore. Her sophomore total of 61 steals is second on the JSU single-season list.

Born in San Jose, Calif., but raised in Marietta, Ga., Copeland graduated from Jacksonville State in 2003 with a degree in communication.

Coaching Staff





Mark Simons

Assistant Head Coach • Fourth Season • Aquinas College '72

Coaching Staff

Mark Simons is in the midst of his fourth season as an assistant coach, having joined the Spartan coaching staff on April 27, 2012. Simons has been involved in collegiate basketball coaching for over 35 years, most recently, being as assistant coach at Auburn University for the previous four seasons.

At Michigan State, Simons works with the Spartan post players, is the staff's academic liaison and handles the team's game scheduling, in addition to assisting with opponent scouts and gameday preparation. During the 2014-15 season, six Spartans earned Academic All-Big Ten honors. Cara Miller and Jasmine Hines also earned Big Ten Distinguished Scholar honors.

Simons continues to work with the MSU post players, seeing improvement from post players Becca Mills and Kennedy Johnson last season.

In his first season at MSU, the Spartan post players saw improvements across the board. A preseason injury to projected starting center Madison Williams, forced Courtney Schiffauer, Mills and Jasmine Hines into more minutes than expected. All three posted career-highs in points, while Schiffauer and Hines had career-best numbers in every statistical category.

At Auburn, Simons worked primarily with the Tiger post players, while also assisting with game management and scheduling. Auburn had two postseason appearances during his time, including a trip to the NCAA Second Round in 2009, a season where it went 30-4 and won the SEC regular season title for the first time in 20 years. It was his second stint with the Tigers, also coaching the second half of the 2005-06 season.

From 2008-12, Simons had been an advance scout for the WNBA's Washington Mystics.

Surrounding his two stays at Auburn, Simons spent two years at Georgia Tech, the last as the Associate Head Coach. Both seasons the Yellow Jackets advanced to the NCAA Tournament and won at least 20 games, including a then-program best 22 wins in 2007-08. It also marked the first time in program history that the team played in back-to-back NAAs, including winning its first NCAA game in 2007.

Prior to moving into the women's basketball coaching circle, Simons was the head men's basketball coach at Elon University in Elon, N.C. He was the head coach at Elon for 10 seasons (1993-2003), helping transition the program to the Division I level beginning in 1997. His tenure was highlighted by a trip the NCAA Division II Tournament in 1997, after leading the Phoenix to the South Atlantic Conference Tournament title.

Simons also held head coach positions at Georgia College & State University from 1991-93 and St. Andrews College from 1986-91 prior to moving over to Elon. While at St. Andrews, where he was also the athletic director, Simons was named both the 1988 South Region and Dixie Conference Coach of the Year, and the 1990 Carolinas Conference Coach of the Year.

Before becoming a head coach, Simons was an assistant coach at Saginaw Valley State for 10 seasons (1976-86) and at his alma mater, Aquinas College for one year (1975-76).

A native of Mt. Pleasant, Mich., Simons was a four-year letterwinner at Aquinas College in Grand Rapids, Mich. from 1968-72. While coaching at SVSU, Simons earned a master's degree from Michigan State in 1977. He has three children - a son, Adam and two daughters, Katie and Molly - and a granddaughter, Ellie.





Alysiah Bond

Director of Basketball Operations and Technology
First Season • Ohio State State '95

Alysiah Bond is starting her first season as the Director of Basketball Operations and Technology at Michigan State.

Prior to returning to her Big Ten roots at Wisconsin, Bond was the Director of Basketball Operations at Arizona from 2008-2011. She was also an assistant coach at Central Florida from 2007-08. At UCF, Bond was responsible for the development of the perimeter players, scouting and recruiting. Before her time with the Knights, she was an assistant coach at Murray State and spent two seasons as an assistant coach at Tennessee State.

From 1998-2001, Bond served as the Director of Women's Basketball Operations at Tennessee under Hall of Fame head coach Pat Summitt. She also held the position of Director of Special Programs for USA Basketball from 1997-98.

In addition to her coaching and administrative background, Bond has extensive experience in sports broadcasting. She served as a color analyst for Lady Vols telecasts from 2000-03 and OSU women's basketball radio broadcasts during the 2003-04 season. She also worked as a sports anchor, reporter and producer at NBC affiliates in both Knoxville, Tennessee and Columbus, Ohio.

A native of Los Angeles, California, Bond played point guard at Ohio State for four seasons, helping the Buckeyes advance to the NCAA championship game in 1993. She was named OSU's best defensive player and was a team captain during her last two seasons.

Bond graduated from Ohio State in 1995 with a degree in marketing.



Jami Baker

Assistant to the Head Coach
Fourth Season • Siena Heights '09

Jami Baker is beginning her fourth season as the Assistant to the Head Coach for the Michigan State women's basketball program, but will be in her sixth season on the Spartan staff. Previously, Baker was the team's assistant video coordinator for the 2011-12 season, after spending the 2009-10 and 2010-11 seasons as a graduate assistant.

In her current role, Baker handles all aspects of team video, including filming of practices and games along with breakdown of opposing team video and film exchange. She creates individual player edits, as well as opponent scout edits. In addition to video, Baker assists with the day-to-day operations of the office and is integral in Spartan basketball summer camps.

During her first three years at Michigan State, Baker has been instrumental in various areas of the program. In 2011-12, she assisted with all the internal video production, including filming games and practices, producing scouting reports and individual player videos, and managing the film exchange system. As a GA, Baker acted as head manager, and assisted with team travel, in addition to work with the video staff.


Baker earned her master's degree in sport administration from MSU in 2011, after previously graduating from Siena Heights University in 2009 with a degree in sports management.

Baker comes from a long list of family members who graduated from Michigan State - brother, Dustin (2012); father, Jim (1983); mother, Lori (1984); grandfather, Dick (1960); grandfather, John (1949) and grandmother, Jane (1949).



Coaching Staff





LouAnne Jefferson

Certified Athletic Trainer

LouAnne Jefferson is the certified athletic trainer for the Michigan State women's basketball program.

Jefferson was the athletic trainer for the gold-medal winning U.S. women's basketball team at the 2013 World University Games in Kazan, Russia.

A native of Indianapolis, Ind., Jefferson joined the Spartan athletic training staff in September of 1996 after two years as the head athletic trainer at the University of Wisconsin-La Crosse.

Jefferson is a member of the National Athletic Trainers' Association, the Great Lakes Athletic Trainers' Association, the Michigan Athletic Trainers Society and is a volunteer for the Red Cross as a CPR instructor.

She earned a bachelor's degree in athletic training/sports medicine from Purdue University and a master's degree in athletic training/sports medicine from Temple University.

Jefferson is the former sports medicine crew captain for the Michigan "3-Day" - a three-day walking event raising money to fund breast cancer research, education, screening and treatment. Jefferson has been working the event since 2005.

Coaching Staff



Sports Medicine

Michigan State basketball players receive first-class care from the sports medicine staff, which is comprised of a team of certified athletic trainers, family practice physicians, orthopedic surgeons and a staff of students who aspire to be the athletic trainers of the future.

The MSU Sports Medicine staff is guided by Head Physician Dr. Jeff Kovan. The team physician for women's basketball is Dr. Brooke Lemmen, while orthopedic care for women's basketball is provided by Dr. Michael Shingles.

The women's basketball program also has a staff athletic trainer in LouAnne Jefferson, who provides year-round health care for head coach Suzy Merchant's student-athletes.

At Michigan State University, the philosophy of the Sports Medicine staff is two-fold: to help prevent injuries as much as possible through effective preventative programs, and to facilitate an effective rehabilitation program post-injury for a timely return to competition. In all cases, the ultimate well-being of each individual is considered the top priority.

The training room in the Breslin Center was remodeled prior to the 2008-09 season.

Sports Dietician Jessica Watson has also joined the staff this season to assist with the dietary needs of the players.



Dr. Brooke Lemmen
Head Physician



Dr. Michael Shingles
Team Orthopedic Surgeon





Kristin Reinhart

Academic Coordinator

Kristin Reinhart is entering her fourth year as the academic coordinator for the men's and women's basketball teams.

In her first year working with the Spartan women's basketball program, the team posted its highest cumulative grade point average (3.1731) in the 2012 fall semester. In addition, MSU had its most Academic All-Big Ten honorees with seven, and Becca Mills earned Big Ten Distinguished Scholar accolades. Last season, six Spartans earned Academic All-Big Ten honors.

Prior to Michigan State, she served as an academic counselor for several Olympic sports at Penn State University.

A native of East Lansing, Kristin received her bachelor's degree in accounting from Ferris State University in 2007, where she was a four-year letterwinner on the basketball team.

While earning her master's degree in sports administration in 2010 from Michigan State, she served as a mentor and graduate assistant with Student-Athlete Support Services.

Following MSU, Kristin completed a post-grad internship at North Carolina State University in the Academic Support Program for Student-Athletes office working with men's basketball.

She is a member of the National Association of Athletic Academic Advisors (N4A) and graduated from the N4A Professional Development Institute in 2011.



Tim Wakeham

Director of Strength & Conditioning/Olympic Sports

Tim "Red" Wakeham, M.S., MSCC is the Director of Strength and Conditioning/Olympic Sports at Michigan State. Wakeham has been at Michigan State for 19 years. This is Wakeham's fourth season with the Spartan women's basketball program.

Wakeham earned his B.S. degree from Northern Michigan University and his M.S. degree from the University of North Dakota. Prior to his current position, he served as the Coordinator of Strength, Conditioning and Fitness at Michigan Technological University.

Wakeham is a well-known speaker throughout the country and an established author, having had more than 50 articles published (two national cover articles) along with three book chapters. He also has experience at the NFL, NHL and Olympic levels.

In 2010 the Collegiate Strength and Conditioning Association awarded Wakeham the "Master Strength and Conditioning Coach" certification. He is one of 105 in the world to receive this prestigious certification.

Wakeham and his staff work with the women's basketball team year-round. They create an engaging training environment and basketball specific program that inspires hard work along with mental and physical toughness. The results are relentless competitors who don't make excuses and compete to win.



Coaching Staff





Shelley Appelbaum
Executive Associate AD/
Senior Women's Administrator



Margaret Selasky
Administrative Assistant



Malinda Hudkins
Associate Director of Athletic
Equipment
Graduate Assistant



Jim Donatelli
Assistant Director of
Sales and Marketing



Jessica Watston
Sports Dietitian

Coaching Staff

Graduate Assistants

- Khyreed Carter
- Megan Grimes
- Bri Harvey
- Victoria Lipscomb
- Rich Ziegler

Office Assistants

- Star Williams
- Brooke Thomas

Managers

- Alicia Aguilar
- Matt Ayers
- Katie Chalker
- Jonathon Gryniecicz
- Guanjie Hao (Kevin)
- Harry Huang
- Peyton Lombardo
- Dylan Meyer
- Shanelle Napoleon
- Alyssa Petz
- Michael Quartey
- Chris Triplett
- Lauren Wade
- Luke Woods

Scout Team

- Kyle Benthem
- Madison Chapman
- Brett Clark
- Darnell Cox
- Joseph Foster
- Eric Glass
- Dennis "Denny" Hall
- William Harnica
- Jake Jankoska
- James Jenkins
- Joey Jurkovic
- Shaun McKinney
- Jonathon McWherter
- Luke Morrison
- Scott Parkinson
- Matthew Petry
- Graeme Placek
- Darrion Reeves
- Casey Watters
- Darren Weiss





2014-15 Review





2014-15 Year in Review



2014-15 Review



The 2014-15 season was an injury-plagued season that showed the fight and dedication of the Michigan State women's basketball team. The Spartans finished the 2014-15 season with a 16-15 overall record and was 7-11 in Big Ten play. MSU's never-say-die attitude helped the Spartans win four out of its last five games. The 2014-15 season did see the emergence of sophomore Tori Jankoska and Aerial Powers, who both earned All-Big Ten honors. Below are MSU's accomplishments for the 2014-15 season:

- Michigan State won at least 15 games for the 14th-straight season.
- MSU won at least 10 conference games in 12 of the last 13 seasons. Winning 10 B1G games in 12-straight seasons was the longest active streak in the Big Ten and MSU was one of seven teams in the nation to accomplish the feat.
- The Spartans have finished third or better in the Big Ten in six of the last seven seasons.
- Michigan State has gone to the NCAA Tournament 11 times in the last 13 seasons.
- Suzy Merchant has the most NCAA Tournament appearances by a Spartan head coach.
- Michigan State finished 10th in the nation and second in the Big Ten in home attendance average with 6,119 fans per game. It marked the 11th-straight season that MSU has been in the top-15 nationally in attendance and the sixth consecutive year in the top-10. Over 97,000 fans packed the Breslin Center to watch MSU women's basketball this season.
- Sophomores Aerial Powers and Tori Jankoska were All-Big Ten selections in 2014-15 by both the coaches and the media, when Powers was named to the First Team and Jankoska to the Second Team.
- Aerial Powers was named First-Team All-Big Ten

by both the coaches and media. Powers was just the second Michigan State player to earn First-Team honors twice along with Maxann Reese who achieved the feat in 1999 and 2000. She is also the first MSU player to earn First-Team honors her first two seasons.

- Aerial Powers was also named to the Big Ten All-Defensive Team. The Spartans have had a player named to the All-Defensive Team six times in the last eight seasons.
- Senior Becca Mills was a Big Ten Sportsmanship honoree.
- In Coach Merchant's eight seasons, MSU has had 27 all-conference honorees, which is among the best in the Big Ten during that span. MSU has had at least two players earn All-Big Ten honors in each of those eight seasons under Merchant as part of 13-straight seasons overall.
- Aerial Powers broke several single-season records. She broke the single-season scoring (678) and rebound (365) records, passing Liz Shimek for both records. Powers also passed Becky Cummings for the single-season free throw record (170).
- Aerial Powers had 24 double-doubles as sophomore, which was first in the Big Ten and tied for second in the NCAA. She was also second in the Big Ten and fifth in the NCAA in defensive rebounds (9.0). Powers was also second in the Big Ten and 10th in the nation in scoring, averaging 21.9 ppg.
- Both senior Becca Mills and sophomore Aerial Powers joined the 1,000-point club with Powers becoming the fastest player in Spartan history to score 1,000 points.
- Powers also entered the single-season record book several times in other categories. She set the single-season record for field goal attempts (572), as well as second in single-season field goals made (227) and



sixth in steals (100).

- Tori Jankoska is in the top five in single-season three-pointers (68), as well as breaking in to the top 10 in career three-pointers (8th – 132) and three-point field goal percentage (4th – .364).
- Jankoska's six three-pointers vs. Illinois (Feb. 25) tied for the fourth most in a single-game in program history.
- Both Jankoska and Powers also made their marks on the single-season minutes played record list in 2014-15. Tori Jankoska's 1,130 minutes played are the ninth-most in a single-season. Her 36.5 minutes per game average is fourth all-time in a single season. Powers averaged 35.5 minutes per game which was fifth-most in a single season.
- Senior Becca Mills also broke into the top 10 in career blocks. She ended her MSU career seventh with 91 career blocks.
- Tori Jankoska's 68 three-pointers made were tied for fifth all-time in program history. In two seasons, she has made 132 three-pointers which is eighth all-time.
- Mills was also 10th in games started (99), as well as 17th in career points scored with 1,157 points. Michigan State is tied for the second-most Big Ten wins (89) over the last eight seasons.
- In the last eight seasons under Coach Merchant, the Spartans have the third-most wins among Big Ten schools (179).
- In the Big Ten, Michigan State was in the top five in rebound margin (+4.2 – 2nd), three-point field goal defense (.306 – 4th) and free throw percentage (.741 – 5th).
- MSU has led the Big Ten in points allowed in four of the last six seasons.
- With 1,333 rebounds, Michigan State has had at least 1,300 rebounds the last three seasons.
- Suzy Merchant's winning percentage at MSU of 67.5% is the ninth-best in Big Ten history. Her 65.4% winning percentage in conference games is also 12th among Big Ten coaches.
- Michigan State scored a total of 2,108 points season. This was the 12th-straight season that the Spartans have scored over 2,000 points in a season.
- MSU's 195 three-pointers were the third-most in MSU history, while the 637 attempts were the second-most in MSU history.
- The Spartans made 419 free throws during the 2014-15 season, which stands eighth in the MSU record books.
- In Suzy Merchant's eight seasons, MSU has 42 Academic All-Big Ten honorees, the second most in the Big Ten (Minnesota).





2014-15 Statistics

OVERALL

RECORD:	OVERALL	HOME	AWAY	NEUTRAL
ALL GAMES	16-14	10-6	4-7	2-1
CONFERENCE	7-11	4-5	3-6	0-0
NON-CONFERENCE	9-3	6-1	1-1	2-1

##	Player	Total										3-Point			F-Throw		Rebounds					pts	avg
		gp-gs	min	avg	fg-fga	fg%	3fg-fga	3fg%	ft-fa	ft%	off	def	tot	avg	pf	dq	a	to	blk	stl			
23	Powers, Aerial	30-30	1065	35.5	221-548	.403	52-170	.306	158-203	.778	95	270	365	12.2	64	1	104	148	35	68	652	21.7	
01	Jankoska, Tori	30-30	1090	36.3	163-395	.413	66-177	.373	132-175	.754	56	152	208	6.9	59	1	121	86	13	40	524	17.5	
52	Mills, Becca	30-30	920	30.7	126-272	.463	15-44	.341	28-41	.683	84	136	220	7.3	102	4	58	87	22	14	295	9.8	
04	Hines, Jasmine	8-0	188	23.5	24-52	.462	0-0	.000	19-35	.543	26	27	53	6.6	20	0	3	13	4	5	67	8.4	
21	Lumpkin, Jasmine	15-14	340	22.7	32-88	.364	1-4	.250	17-32	.531	27	36	63	4.2	46	3	13	22	11	13	82	5.5	
24	Gussert, Lexi	28-10	525	18.8	51-129	.395	20-60	.333	11-23	.478	8	51	59	2.1	35	2	34	43	5	12	133	4.8	
14	Morrissey, Anna	30-24	876	29.2	37-129	.287	26-103	.252	15-20	.750	5	67	72	2.4	42	0	59	53	1	12	115	3.8	
55	Johnson, Kennedy	28-0	395	14.1	40-82	.488	0-0	.000	12-18	.667	27	29	56	2.0	73	4	9	26	12	5	92	3.3	
02	Miller, Cara	29-11	622	21.4	35-107	.327	10-55	.182	8-11	.727	30	70	100	3.4	66	0	27	29	3	23	88	3.0	
34	Kuipers, Kelsey	3-0	4	1.3	0-0	.000	0-0	.000	0-0	.000	0	0	0	0.0	0	0	0	1	0	0	0	0.0	
40	Williams, Madison	1-1	0	0.0	0-0	.000	0-0	.000	0-0	.000	0	0	0	0.0	1	0	0	0	0	0	0	0.0	
Team																							
Total.....		30	6025		729-1802	.405	190-613	.310	400-558	.717	401	899	1300	43.3	508	15	428	528	106	192	2048	68.3	
Opponents.....		30	6025		708-1838	.385	151-514	.294	364-546	.667	328	760	1088	36.3	547	14	419	429	101	285	1931	64.4	

BIG TEN GAMES

RECORD:	OVERALL	HOME	AWAY	NEUTRAL
ALL GAMES	7-11	4-5	3-6	0-0
CONFERENCE	7-11	4-5	3-6	0-0
NON-CONFERENCE	0-0	0-0	0-0	0-0

##	Player	Total										3-Point			F-Throw		Rebounds					pts	avg
		gp-gs	min	avg	fg-fga	fg%	3fg-fga	3fg%	ft-fa	ft%	off	def	tot	avg	pf	dq	a	to	blk	stl			
23	Powers, Aerial	18-18	674	37.4	139-362	.384	42-122	.344	103-128	.805	59	159	218	12.1	42	0	55	99	19	43	423	23.5	
01	Jankoska, Tori	18-18	695	38.6	96-239	.402	41-103	.398	70-94	.745	43	101	144	8.0	34	0	74	51	6	24	303	16.8	
52	Mills, Becca	18-18	597	33.2	73-177	.412	10-32	.313	15-25	.600	55	86	141	7.8	61	2	38	58	14	11	171	9.5	
24	Gussert, Lexi	18-9	375	20.8	32-92	.348	12-40	.300	7-15	.467	7	35	42	2.3	25	2	16	25	5	8	83	4.6	
55	Johnson, Kennedy	18-0	271	15.1	31-61	.508	0-0	.000	5-7	.714	21	15	36	2.0	54	3	5	15	8	3	67	3.7	
02	Miller, Cara	17-11	418	24.6	21-80	.263	8-46	.174	5-6	.833	22	38	60	3.5	38	0	18	20	1	17	55	3.2	
21	Lumpkin, Jasmine	4-3	98	24.5	3-14	.214	0-0	.000	5-8	.625	4	14	18	4.5	14	1	1	9	4	5	11	2.8	
14	Morrissey, Anna	18-12	468	26.0	15-71	.211	14-61	.230	2-3	.667	2	30	32	1.8	24	0	23	24	0	5	46	2.6	
40	Williams, Madison	1-1	0	0.0	0-0	.000	0-0	.000	0-0	.000	0	0	0	0.0	1	0	0	0	0	0	0	0.0	
34	Kuipers, Kelsey	3-0	4	1.3	0-0	.000	0-0	.000	0-0	.000	0	0	0	0.0	0	0	0	1	0	0	0	0.0	
Team																							
Total.....		18	3600		410-1096	.374	127-404	.314	212-286	.741	237	512	749	41.6	293	8	230	318	57	116	1159	64.4	
Opponents.....		18	3600		451-1100	.410	100-327	.306	219-319	.687	188	485	673	37.4	294	8	282	249	61	174	1221	67.8	

2014-15 Review





2014-15 Game-by-Game Results

2014-15 Results

Overall Record: 16-15

Big Ten Record: 7-11 (9th)

Home: 10-6; Away: 4-7; Neutral: 2-2

Date	Opponent	Score
Nov. 9	Grand Valley (Exh.)	W, 70-51
Nov. 16	Eastern Michigan	W, 69-61
Nov. 19	No. 3/2 Notre Dame	L, 63-71
Nov. 23	IUPUI	W, 64-45
Nov. 26	Oakland	W, 79-64
Nov. 30	Miami (OH)	W, 85-39
Dec. 4	Georgia Tech #	W, 79-73 (OT)
Dec. 7	at No. 19/23 Georgia	L, 60-69
Dec. 14	at Loyola Chicago	W, 90-38
Dec. 16	Alcorn State	W, 77-41
Dec. 20	vs. No. 9/9 Baylor I	L, 65-84
Dec. 21	vs. No. 19/22 Syracuse I	W, 89-76
Dec. 28	Northwestern *	L, 57-61
Dec. 31	at Indiana *	L, 51-70
Jan. 4	at Michigan *	L, 65-74
Jan. 8	No. 19/18 Nebraska *	L, 67-71
Jan. 11	at rv/rv Northwestern *	L, 70-77
Jan. 15	Illinois *	W, 63-56
Jan. 18	No. 22/21 Iowa *	L, 50-52
Jan. 22	at No. 7/6 Maryland *	L, 56-85
Jan. 25	Wisconsin *	W, 77-71
Jan. 28	Indiana *	W, 72-57
Feb. 2	at Ohio State *	L, 62-76
Feb. 5	Michigan *	L, 59-72
Feb. 8	at Minnesota *	L, 79-86
Feb. 11	at Penn State *	W, 74-67
Feb. 16	No. 5/5 Maryland *	L, 69-75
Feb. 22	No. 19/18 Rutgers *	W, 60-50
Feb. 25	at Illinois *	W, 67-65
Feb. 28	at Purdue *	W, 61-56
March 5	vs. 8-Michigan +	W, 69-49
March 6	vs. 1-Maryland +	L, 60-70

All times Eastern Home games in CAPS at Breslin Center

+ Big Ten Tournament (Hoffman Estates, Ill.)

* Denotes Big Ten Conference contest

Big Ten/ACC Challenge

I Florida Sunshine Classic (Orlando, Fla.)

Attendance Summary

	Games	Total	Average
Home	16	97,906	6,119
Away	11	41,730	3,679
Neutral	4	11,491	2,873
Total	31	168,861	5,117

1 Eastern Michigan (1-1) No. 14/15 Michigan State (1-0) Nov. 16 - Breslin Center - East Lansing, Mich. 61 69

Eastern Michigan 61 • 1-1

#	Player	Total	3-Ptr	Rebounds				A	T	Bk	Stl	Min			
#	Player	FG-FGA	FG-FGA	FT-FTA	Off	Def	Tot	PF	TP	A	To	Bk	Stl	Min	
13	MORTON, Janay	4-18	2-7	3-5	1	3	4	2	13	1	1	0	2	32	
10	BLOCKER, Jamaica	3-6	1-2	1-3	0	3	3	4	8	2	2	0	1	20	
24	SWEENEY, Cha	2-10	0-1	5-6	1	4	5	5	2	6	2	1	1	26	
32	HEADY, Shannon	4-10	0-0	2-3	1	4	5	2	10	1	6	0	0	26	
02	KEHOE, Rachel	2-2	0-0	0-1	1	5	6	3	4	0	4	0	1	32	
00	WALKER, KalBria	0-1	0-0	0-0	1	2	3	1	1	0	0	0	0	6	
02	DAILEY, Sasha	2-11	0-0	0-0	1	3	4	2	4	2	1	0	4	23	
21	WEBB, Phyllis	4-5	0-0	0-0	0	4	4	3	8	3	3	0	0	21	
23	OZELCI, Sera	1-1	0-0	0-0	1	0	1	1	2	0	0	0	0	3	
42	ROBINSON, Micah	1-1	0-0	1-1	0	1	1	3	3	3	1	0	1	11	
Team		2-3		1-3		3		3		1		0		1	
Totals		23-65	3-10	12-21	9	30	39	25	61	14	19	1	12	200	

FG % 1st Half: 9-33 27.3% 2nd half: 14-32 43.8% Game: 23-65 35.4% 3FG % 1st Half: 2-5 40.0% 2nd half: 1-5 20.0% Game: 3-10 30.0% FT % 1st Half: 8-14 57.1% 2nd half: 4-7 57.1% Game: 12-21 57.1%

Michigan State 69 • 1-0

#	Player	Total	3-Ptr	Rebounds				A	T	Bk	Stl	Min			
#	Player	FG-FGA	FG-FGA	FT-FTA	Off	Def	Tot	PF	TP	A	To	Bk	Stl	Min	
01	Jankoska, Tori	4-15	1-7	11-14	0	8	8	1	20	5	4	1	1	39	
14	Morrissey, Annal	2-6	0-0	0-0	1	4	5	4	9	2	4	1	1	16	
21	Lumpkin, Jasmine	2-6	0-0	0-0	2	3	5	2	4	1	2	0	1	16	
23	Powers, Aerial	7-17	1-7	5-9	3	12	15	4	20	3	6	1	3	38	
02	Mills, Becca	3-7	1-2	1-2	2	5	7	3	9	4	3	1	0	31	
02	Miller, Cara	0-0	0-0	0-0	3	1	4	0	0	0	0	0	0	11	
04	Hines, Jasmine	3-12	0-0	2-3	6	2	8	4	8	0	1	1	1	28	
24	Gussert, Lexi	0-0	0-0	0-0	0	0	0	0	0	0	0	0	0	1	
Team		1-2		3		3		3		1		1		20	
Totals		21-63	5-20	22-32	18	37	55	18	69	15	21	5	7	200	

FG % 1st Half: 10-35 28.6% 2nd half: 11-28 39.3% Game: 21-63 33.3% 3FG % 1st Half: 4-13 30.8% 2nd half: 1-7 14.3% Game: 5-20 25.0% FT % 1st Half: 10-18 55.6% 2nd half: 12-14 85.7% Game: 22-32 68.8%

Officials: Dawn Marsh, Frank Steratore, Bob Entlerne Technical fouls: Eastern Michigan-None, Michigan State-None. Attendance: 5311

Score by periods			
	1st	2nd	Total
Eastern Michigan	26	33	61
Michigan State	34	35	69

Last FG - EMU 2nd-30: MSU 2nd-01:54. Largest lead - EMU by 7 1st-08:10; MSU by 14 2nd-06:48. Points: MSU 28, EMU 28. In Off 2nd Fast Break 10 28 14 10 12 8 8

2 No. 3/2 Notre Dame (2-0) No. 15/17 Michigan State (1-1) Nov. 19 - Breslin Center - East Lansing, Mich. 71 63

Notre Dame 71 • 2-0

#	Player	Total	3-Ptr	Rebounds				A	T	Bk	Stl	Min			
#	Player	FG-FGA	FG-FGA	FT-FTA	Off	Def	Tot	PF	TP	A	To	Bk	Stl	Min	
11	Brianna Turner	5-10	0-0	7-8	2	5	7	4	17	0	0	4	1	23	
12	Taya Reimer	1-3	0-0	0-2	2	1	3	4	2	0	1	0	0	15	
15	Lindsay Allen	6-14	1-3	1-2	1	8	9	2	14	5	0	0	0	38	
23	Michaela Mabrey	1-7	1-6	0-0	1	0	1	1	3	1	1	0	0	26	
32	Jewell Loyd	10-25	0-3	8-10	3	8	11	2	28	2	3	0	2	34	
14	Mychal Johnson	0-0	0-0	0-0	0	0	0	0	0	0	0	0	0	2	
02	Madison Cable	1-6	0-1	0-0	1	0	1	2	2	0	0	0	0	23	
24	Hannah Huffman	0-0	0-0	0-1	2	2	4	2	0	0	0	0	3	11	
33	Kathryn Westfield	1-2	0-0	1-2	2	0	2	4	3	0	1	1	0	17	
24	Markisha Wright	1-2	0-0	0-0	1	1	2	1	2	0	0	0	0	11	
Team		1-3		4		4		4		1		1		19	
Totals		26-69	2-13	17-25	16	26	42	22	71	8	6	5	7	200	

FG % 1st Half: 13-39 33.3% 2nd half: 13-30 43.3% Game: 26-69 37.7% 3FG % 1st Half: 2-12 16.7% 2nd half: 0-1 0.0% Game: 2-13 15.4% FT % 1st Half: 1-3 33.3% 2nd half: 16-22 72.7% Game: 17-25 68.0%

Michigan State 63 • 1-1

#	Player	Total	3-Ptr	Rebounds				A	T	Bk	Stl	Min			
#	Player	FG-FGA	FG-FGA	FT-FTA	Off	Def	Tot	PF	TP	A	To	Bk	Stl	Min	
01	Jankoska, Tori	6-18	3-8	5-6	0	5	5	5	20	1	3	0	1	32	
14	Morrissey, Anna	0-1	0-1	0-0	0	0	0	5	1	0	4	2	0	36	
21	Lumpkin, Jasmine	4-10	1-2	0-2	3	0	3	5	9	1	2	0	0	25	
23	Powers, Aerial	10-19	0-5	7-12	6	8	11	0	27	3	5	1	0	39	
02	Mills, Becca	1-6	0-1	0-0	4	1	5	2	2	2	1	2	0	18	
02	Miller, Cara	0-1	0-1	0-0	1	2	3	1	0	0	0	0	0	20	
04	Hines, Jasmine	1-5	0-0	3-8	4	8	12	4	5	1	1	0	0	29	
24	Gussert, Lexi	0-0	0-0	0-0	0	0	0	0	0	0	0	0	0	04	
24	Johnson, Kennedy	0-0	0-0	0-0	0	0	0	2	0	0	1	0	0	1	
Team		1-3		4		4		4		1		1		19	
Totals		22-60	4-18	15-28	16	30	46	23	63	12	16	3	1	200	

FG % 1st Half: 9-27 33.3% 2nd half: 13-33 39.4% Game: 22-60 36.7% 3FG % 1st Half: 2-7 28.6% 2nd half: 2-11 18.2% Game: 4-18 22.2% FT % 1st Half: 10-12 83.3% 2nd half: 5-16 31.3% Game: 15-28 53.6%

Officials: Beverly Roberts, Tina Nipper, Denise Brooks Technical fouls: Notre Dame-None, Michigan State-None. Attendance: 8644

Score by periods			
	1st	2nd	Total
Notre Dame	29	42	71
Michigan State	30	33	63

Last FG - ND 2nd-02:38; MSU 2nd-00:01. Largest lead - ND by 11 2nd-04:59; MSU by 2 1st-12:37. Points: ND 28, MSU 28. In Off 2nd Fast Break 10 28 14 13 13 7 8



2014-15 Game-by-Game Results

3 IUPUI (1-2) No. 15/17 Michigan State (2-1) Nov. 23 - Breslin Center - East Lansing, Mich.

4 Oakland (1-3) No. 16/17 Michigan State (3-1) Nov. 26 - Breslin Center - East Lansing, Mich.

IUPUI 45 - 1-2

#	Player	Total		3-Pr		Rebounds		PF	TP	A	T	Bk	Stl	Min.
		FG	FGA	FG	FGA	FT	FTA							
**	Byrd, Keita	2-5	1-1	0-0	0	2	2	4	5	2	3	0	0	25
**	Maddox, Shanika	1-6	0-1	0-0	0	1	0	1	0	0	3	1	0	26
**	Burke, Martha	2-7	0-2	0-0	0	2	3	4	1	4	0	0	0	16
**	Scott, Shaquana	1-5	0-2	1-1	2	2	4	3	3	0	1	0	0	20
**	Rogers, Mikale	4-7	0-0	1-2	3	2	5	3	9	1	0	1	0	27
**	Lavrenco, Danielle	1-4	0-0	0-0	0	2	4	2	0	3	0	0	0	9
**	Rogers, Nicole	1-2	0-0	0-0	0	0	0	0	2	1	0	0	0	14
**	Tolen, Caitlyn	0-2	0-1	0-0	0	1	1	0	0	1	1	0	0	18
**	Sims, Akilah	2-7	0-0	0-0	1	2	3	4	1	1	1	1	0	12
**	Guajardo, Jenny	1-2	0-0	0-0	1	0	1	0	2	1	2	0	0	10
**	Markovic, Nevena	2-6	0-1	0-0	0	1	3	6	1	3	1	0	0	15
	Totals	21-53	1-8	2-5	10	23	33	24	45	9	21	4	0	200
	FG % 1st Half: 9.08 32.0% 2nd half: 26.0 46.0%			Game: 21-55 39.8%										DeaBalt
	3FG % 1st Half: 1.2 0.0% 2nd half: 1.5 20.0%			Game: 1-8 12.5%										Rebounds
	FT % 1st Half: 1.2 33.3% 2nd half: 1.3 33.3%			Game: 2-5 40.0%										

Michigan State 64 • 2-1

#	Player	Total		3-Pr		Rebounds		PF	TP	A	T	Bk	Stl	Min.
		FG	FGA	FG	FGA	FT	FTA							
**	Jankoska, Tori	5-9	1-2	11-13	1	2	3	2	22	6	3	0	0	35
**	Morrissey, Anna	2-3	1-2	0-0	0	1	1	0	5	1	4	0	0	37
**	Lumpkin, Jasmine	4-10	1-2	3-4	1	2	3	4	0	1	0	1	0	14
**	Powers, Aerial	4-21	1-7	8-9	3	10	13	0	17	5	4	0	1	32
**	Mills, Becca	2-5	0-0	0	3	2	5	4	0	1	0	0	0	13
**	Miller, Cara	2-4	0-0	0	1	4	5	3	4	1	0	1	0	30
**	Hines, Jasmine	4-7	0-0	0-1	6	7	2	0	2	0	0	1	0	9
**	Gussert, Lexi	0-1	0-0	0-0	0	0	0	0	0	0	0	0	0	9
	Team	0	0	0	0	0	0	0	0	0	0	0	0	0
	Totals	21-55	3-11	19-23	15	24	39	13	64	13	15	1	0	200
	FG % 1st Half: 10.28 35.7% 2nd half: 11.27 49.7%			Game: 21-55 38.2%										DeaBalt
	3FG % 1st Half: 1.6 16.7% 2nd half: 1.5 20.0%			Game: 3-11 27.3%										Rebounds
	FT % 1st Half: 1.2 33.3% 2nd half: 9-12 75.0%			Game: 19-23 82.6%										

Officials: Barb Smith, Kevin Pehel, Tara Cruse
 Technical fouls: IUPUI None. Michigan State None.
 Attendance: 6007

Score by periods			1st	2nd	Total
IUPUI			19	26	45
Michigan State			31	33	64

Last FG - IUPUI 2nd:00:57, MSU 2nd:02:07
 Largest lead - IUPUI None, MSU by 21: 2nd:01:11.

Points in Paint: 20 19 8 16
 MSU 30 20 13 10 12
 Bkmt: 0 1 1ms
 Lead changed: 0 times.

Oakland 64 - 1-3

#	Player	Total		3-Pr		Rebounds		PF	TP	A	T	Bk	Stl	Min.
		FG	FGA	FG	FGA	FT	FTA							
**	POPKY, Elena	5-15	2-4	2-2	0	4	4	1	14	3	2	0	3	36
**	MINFEE, Zakya	0-1	0-1	0-0	0	2	2	3	0	1	3	2	0	18
**	ANDERSON, Nola	1-5	0-2	0-4	2	3	5	3	12	3	2	0	0	28
**	APSEY, Peyton	4-9	1-3	0-0	1	5	6	4	9	4	6	0	0	35
**	NASH, Olivia	6-9	3-4	2-3	0	7	4	1	7	0	2	1	0	27
**	TAYLOR, Kyrin	0-6	0-1	0-0	0	0	0	0	0	0	0	0	0	11
**	ORWAT, Hannah	0-0	0-0	0	0	0	0	0	0	0	0	0	0	1
**	DUDGEON, Rio	0-0	0-0	0	0	0	0	0	0	0	0	0	0	1
**	ORWAT, Lindsay	0-0	0-0	0	0	0	0	0	0	0	0	0	0	1
**	SOMERFIELD, Leah	2-6	0-1	3-4	2	3	5	2	7	0	0	0	0	17
**	CARLTON, Amy	1-2	1-2	0-0	0	0	0	2	0	0	0	0	0	5
**	MAHURIN, Beth	0-0	0-0	0-0	0	0	0	0	0	0	0	0	0	1
**	RUSSELL, Sinclair	1-5	0-1	0	1	3	4	1	2	0	1	0	0	19
	Team	0	0	0	0	0	0	0	0	0	0	0	0	0
	Totals	24-65	7-19	9-13	6	29	32	16	64	13	16	2	0	200
	FG % 1st Half: 9-30 30.0% 2nd half: 15-35 42.9%			Game: 24-65 36.9%										DeaBalt
	3FG % 1st Half: 4-9 44.4% 2nd half: 3-10 30.0%			Game: 7-19 36.8%										Rebounds
	FT % 1st Half: 5-6 83.3% 2nd half: 4-7 57.1%			Game: 9-13 69.2%										

Michigan State 79 - 3-1

#	Player	Total		3-Pr		Rebounds		PF	TP	A	T	Bk	Stl	Min.
		FG	FGA	FG	FGA	FT	FTA							
**	Jankoska, Tori	6-16	2-8	5-8	3	7	2	19	5	3	2	0	33	
**	Morrissey, Anna	4-10	1-6	2-3	0	1	1	2	11	3	1	0	1	35
**	Lumpkin, Jasmine	1-3	0-1	1-2	1	3	4	1	3	2	1	0	0	19
**	Miller, Cara	1-19	3-5	3-5	3	13	16	1	24	3	3	4	0	32
**	Mills, Becca	4-8	0-0	0	2	3	5	3	8	1	3	0	0	25
**	Miller, Cara	1-3	0-1	0-0	0	7	7	4	2	4	1	0	1	23
**	Hines, Jasmine	0-2	0-0	0-0	0	2	3	2	3	0	0	0	0	11
**	Gussert, Lexi	0-2	0-2	0-0	1	1	2	0	0	0	0	0	0	11
**	Johnson, Kennedy	1-2	0-0	0	1	2	3	1	2	0	1	1	0	11
	Team	0	0	0	0	0	0	0	0	0	0	0	0	0
	Totals	38-68	6-23	13-20	14	38	52	16	79	18	15	0	0	200
	FG % 1st Half: 18-38 47.4% 2nd half: 12-30 40.0%			Game: 30-68 44.1%										DeaBalt
	3FG % 1st Half: 9-20 45.0% 2nd half: 3-13 23.1%			Game: 6-23 26.1%										Rebounds
	FT % 1st Half: 11-15 73.3% 2nd half: 11-15 73.3%			Game: 13-20 65.0%										

Officials: Bob Trammell, John Whitson, Angie Enlund
 Technical fouls: Oakland None. Michigan State None.
 Attendance: 9396

Score by periods			1st	2nd	Total
Oakland			27	37	64
Michigan State			41	38	79

Last FG - OAKLAND 2nd:00:38, MSU 2nd:02:10
 Largest lead - OAKLAND by 11: 1st:13:28, MSU by 20: 2nd:12:40.

Points in Paint: 20 19 12 12 14
 MSU 42 19 12 8 14
 Score tied - 2 times
 Lead changed - 2 times.

2014-15 Review

5 Miami (Ohio) (1-3) No. 16/17 Michigan State (4-1) Nov. 30 - Breslin Center - East Lansing, Mich.

6 Georgia Tech (5-4) No. 16/16 Michigan State (5-1) (OT) Dec. 4 - Breslin Center - East Lansing, Mich.

Miami (Ohio) 39 • 1-3

#	Player	Total		3-Pr		Rebounds		PF	TP	A	T	Bk	Stl	Min.
		FG	FGA	FG	FGA	FT	FTA							
**	McCUE, Hannah	0-5	0-3	1-2	0	2	2	2	1	0	4	0	0	19
**	LARSON, Courtney	0-4	0-1	0-0	0	2	2	0	0	1	4	0	1	27
**	BROWN, Kayla	2-6	0-1	5-6	2	2	4	9	1	1	0	0	0	28
**	REID, Baleigh	3-10	0-1	4-8	0	2	2	10	1	1	1	2	0	23
**	RUPRIGHT, Jessica	1-6	0-2	0-0	0	1	3	2	4	0	1	0	0	21
**	FORD, Tamira	1-2	0-0	2-2	1	2	3	4	0	0	0	0	0	23
**	DOLESH, Katy	0-3	0-1	0-0	0	1	1	0	0	0	0	0	0	7
**	RICHTER, Ana	3-5	1-1	2-4	2	3	5	9	1	6	0	1	0	24
**	SMITH, Jazz	1-4	0-2	0-2	1	0	1	2	0	2	0	0	0	11
**	MCDONAGH, Molly	1-3	0-0	0	2	2	2	2	0	0	1	1	0	17
	Team	0	0	0	0	0	0	0	0	0	0	0	0	0
	Totals	12-48	8-12	14-24	14	29	16	39	6	20	3	0	0	200
	FG % 1st Half: 6-24 25.0% 2nd half: 6-24 25.0%			Game: 12-48 25.0%										DeaBalt
	3FG % 1st Half: 1-7 14.3% 2nd half: 0-5 0.0%			Game: 1-12 8.3%										Rebounds
	FT % 1st Half: 6-10 60.0% 2nd half: 8-14 57.1%			Game: 14-24 58.3%										

Michigan State 85 • 4-1

#	Player	Total		3-Pr		Rebounds		PF	TP	A	T	Bk	Stl</
---	--------	-------	--	------	--	----------	--	----	----	---	---	----	-------



2014-15 Game-by-Game Results

7 No. 16/16 Michigan State (5-2)
No. 19/23 Georgia (10-0)
Dec. 7 - Stegeman Coliseum - Athens, Ga.

69 No. 19/21 Michigan State (6-2)
Loyola Chicago (2-6)
Dec. 14 - Gentile Arena - Chicago, Ill.

##	Player	Total			3-Pr			Rebounds			PF	TP	A	T	Bk	Stl	Min
		FG	FGA	FT	FTA	Off	Def	Total	Off	Def							
01	Jankoska, Tori	6-16	2-10	2-3	1	4	5	2	16	4	3	0	2	37			
14	Morrissey, Anna	0-3	0-3	0-0	1	1	2	1	0	5	2	0	39				
21	Lumpkin, Jasmine	0-1	0-0	0-0	1	0	1	2	0	0	1	0	6				
23	Powers, Aerial	8-18	2-7	0-0	2	7	9	2	18	2	5	0	40-				
52	Millis, Becca	4-7	0-2	0-0	3	7	10	5	8	2	4	0	34				
02	Miller, Cara	1-1	0-0	0-0	1	1	2	0	0	0	0	11					
04	Hines, Jasmine	4-9	0-0	2-4	0	4	4	12	0	0	1	24					
55	Johnson, Kennedy	2-3	0-0	0-0	1	0	1	4	0	0	0	9					
Team					3			2			5						
Totals		26-58	4-22	4-7	11	26	37	18	60	13	15	0	200				
FG % 1st Half: 10-28 35.7%		2nd half: 16-30 53.3%		Game: 26-58 48.8%		Rebounds		3FG % 1st Half: 0-0 0.0%		2nd half: 4-12 33.3%		Game: 4-22 18.2%		Offensive			
FT % 1st Half: 3-3 100%		2nd half: 1-2 50.0%		Game: 4-7 57.1%		Defensive		Rebounds		0		1					

##	Player	Total			3-Pr			Rebounds			PF	TP	A	T	Bk	Stl	Min
		FG	FGA	FT	FTA	Off	Def	Total	Off	Def							
00	Tiarra Griffin	3-10	3-7	6-6	1	6	7	1	15	6	2	0	32				
13	Merritt Hempe	3-7	1-2	2-3	2	0	2	5	9	0	1	3	20				
15	Krista Donald	4-9	1-2	3	6	2	9	12	0	1	0	0	27				
20	Shanon Barbee	3-8	1-3	0-0	1	3	4	0	7	2	0	0	30				
24	Marjorie Butler	4-9	1-3	2-2	0	3	3	1	11	4	2	0	29				
11	Pachis Roberts	2-3	1-1	1-1	1	0	1	6	1	2	0	6	4				
12	Haley Clark	1-2	0-0	0-0	0	0	1	2	1	2	1	0	11				
22	Halle Washington	0-0	0-0	0-0	1	1	2	0	0	0	0	6					
31	Erica Ford	0-3	0-2	5-6	0	1	1	5	0	0	0	24					
33	Mackenzie Engram	1-3	0-1	1-0	1	1	1	2	0	0	0	11					
Team					0			3			1						
Totals		21-54	8-21	19-24	9	24	33	14	69	14	9	4	100				
FG % 1st Half: 14-31 45.2%		2nd half: 7-23 30.4%		Game: 21-54 38.9%		Rebounds		3FG % 1st Half: 4-11 36.4%		2nd half: 4-10 40.0%		Game: 8-21 38.1%		Offensive			
FT % 1st Half: 4-6 66.7%		2nd half: 1-9 11.1%		Game: 5-15 33.3%		Defensive		Rebounds		3		4					

Officials: Lisa Mattingly, Sue Blauch, Laura C. Morris
Technical Fouls: Michigan State=None, Georgia=None
Attendance: 3524

Score by periods	1st	2nd	Total	Points	In Pnt	TR	2nd	Fast	Bench
Michigan State	21	39	60	56	26	10	11	4	18
Georgia	35	33	69	64	16	15	2	15	

Lead FG - MSU 2nd-00:33, USA 2nd-01:58
Largest lead - MSU by 14-19, USA by 23-18 02:54
MSU led for 00:19, USA led for 38:52, Game was tied for 00:49

##	Player	Total			3-Pr			Rebounds			PF	TP	A	T	Bk	Stl	Min
		FG	FGA	FT	FTA	Off	Def	Total	Off	Def							
01	Jankoska, Tori	5-9	3-5	2-2	1	0	1	2	1	15	3	2	0	20			
14	Morrissey, Anna	1-6	1-6	4-4	0	4	4	7	3	2	0	0	37				
21	Lumpkin, Jasmine	4-10	0-0	1-1	5	6	11	3	9	0	1	1	32				
23	Powers, Aerial	6-12	0-2	1-3	1	13	14	1	14	5	2	3	22				
52	Millis, Becca	10-12	0-0	2-3	3	2	5	22	3	0	0	1	26				
02	Miller, Cara	1-4	0-2	3-3	0	5	4	5	3	4	0	3	21				
24	Gussert, Lexi	6-9	3-4	0-1	0	1	1	15	4	2	0	24					
55	Johnson, Kennedy	1-3	0-0	1-1	1	4	5	3	0	1	1	10					
Team					1			3			4						
Totals		34-65	7-19	15-18	13	38	51	22	90	21	18	5	110				
FG % 1st Half: 17-35 48.6%		2nd half: 17-30 56.3%		Game: 34-65 52.3%		Rebounds		3FG % 1st Half: 3-8 37.5%		2nd half: 4-11 36.4%		Game: 7-19 36.8%		Offensive			
FT % 1st Half: 11-11 100%		2nd half: 4-7 57.1%		Game: 15-18 83.3%		Defensive		Rebounds		0		1					

##	Player	Total			3-Pr			Rebounds			PF	TP	A	T	Bk	Stl	Min
		FG	FGA	FT	FTA	Off	Def	Total	Off	Def							
15	Crosby, Molly	0-4	0-0	0-0	0	4	4	0	1	0	0	1	0	28			
22	Washington, Destiny	3-3	1-1	0-0	0	1	1	7	1	3	1	0	23				
20	Smith, Becca	2-8	0-0	3-4	1	2	3	7	1	1	0	0	27				
25	Johnson, Taylor	4-16	0-1	6-9	0	0	0	3	14	2	0	5	27				
35	Williams, Courtney	3-8	0-0	0-4	2	2	2	6	0	2	2	2	31				
02	Lambertson, Sam	1-2	0-1	0	0	0	0	2	0	2	0	1	14				
05	Farley, Bailey	0-0	0-0	0	0	3	3	1	0	3	0	12					
21	Johnson, Ryan	0-2	0-0	1-4	0	6	6	2	1	0	2	1	22				
32	Karapinos, Tiana	0-3	0-1	1-2	0	1	1	1	4	0	0	16					
Team					5			6			2						
Totals		13-49	1-4	11-23	6	20	26	19	38	5	19	4	110				
FG % 1st Half: 6-28 21.4%		2nd half: 7-21 33.3%		Game: 13-49 26.5%		Rebounds		3FG % 1st Half: 1-4 25.0%		2nd half: 0-0 0.0%		Game: 1-4 25.0%		Offensive			
FT % 1st Half: 2-6 33.3%		2nd half: 9-17 52.9%		Game: 11-23 47.8%		Defensive		Rebounds		3		4					

Officials: Jeff Cross, Ron Quirk, Christie Hus
Technical Fouls: Michigan State=None, Loyola Chicago=None
Attendance: 583

Score by periods	1st	2nd	Total	Points	In Pnt	TR	2nd	Fast	Bench
Michigan State	48	42	90	86	42	16	12	2	18
Loyola Chicago	11	23	34	56	16	12	2	15	

Lead FG - MSU 2nd-00:53, LUC 2nd-01:09
Largest lead - MSU by 22-03:16, LUC=None
MSU led for 00:00, LUC led for 00:00, Game was tied for 01:30

2014-15 Review

9 Alcorn State (1-6)
No. 18/21 Michigan State (7-2)
Dec. 16 - Breslin Center - East Lansing, Mich.

10 No. 9/9 Baylor (10-1)
No. 18/21 Michigan State (7-3)
Dec. 20 - Warden Arena - Winter Park, Fla.

##	Player	Total			3-Pr			Rebounds			PF	TP	A	T	Bk	Stl	Min
		FG	FGA	FT	FTA	Off	Def	Total	Off	Def							
03	Wells, Henrietta	1-5	0-0	1-2	0	4	4	2	16	4	0	2	17				
11	Cunningham, Jasmine	2-9	0-0	0-0	2	0	2	4	2	6	0	3	33				
21	Brown, Olivia	3-10	0-2	0-0	0	3	3	6	1	4	0	0	31				
24	Strane, Jazmin	1-8	0-1	3-4	2	5	2	5	1	3	1	19					
32	Wilson-Reid, Angelic	1-1	0-0	0-0	3	2	5	2	0	1	0	1	30				
14	Dubose, Shequenia	2-6	1-3	0-0	0	5	5	3	5	4	0	1	28				
22	Turner, Lauren	0-0	0-0	0-0	0	0	0	0	0	0	0	0	0				
23	Stiglier, Zhane	0-0	0-0	0-0	1	0	1	0	0	0	1	3					
25	Haynes, Nonanna	4-15	3-7	5-6	0	3	3	16	1	3	0	1	27				
20	Russell, Dayshanay	0-0	0-0	0-0	1	1	0	0	0	0	0	2					
44	Jones, Misha	0-4	0-0	0-0	0	5	5	0	2	2	0	10					
Team					0			5			2						
Totals		15-58	4-13	9-12	9	26	35	29	41	9	22	3	100				
FG % 1st Half: 8-31 25.8%		2nd half: 6-27 22.2%		Game: 14-58 24.1%		Rebounds		3FG % 1st Half: 4-7 57.1%		2nd half: 0-6 0.0%		Game: 4-13 30.8%		Offensive			
FT % 1st Half: 2-4 50.0%		2nd half: 7-8 87.5%		Game: 9-12 75.0%		Defensive		Rebounds		2		1					

##	Player	Total			3-Pr			Rebounds			PF	TP	A	T	Bk	Stl	Min
		FG	FGA	FT	FTA	Off	Def	Total	Off	Def							
01	Jankoska, Tori	6-13	0-2	5-10	1	4	5	1	7	3	3	2	31				
14	Morrissey, Anna	0-3	0-1	2-2	0	6	6	2	3	3	0	2	32				
21	Lumpkin, Jasmine	3-6	0-0	2-3	0	3	5	8	2	0	0	0	22				
23	Powers, Aerial	6-8	0-1	11-13	3	4	7	0	23	5	1	4	28				
52	Millis, Becca	4-8	2-3	0-0	1	6	7	2	10	1	1	0	17				
02	Miller, Cara	2-3	0-1	1-1	2	3	3	4	1	2	0	1	19				
04	Hines, Jasmine	0-2	0-0	2-4	1	2	3	1	2	1	3	0	16				
24	Gussert, Lexi	3-6	0-2	1-2	0	6	6	1	7	2	3	0	11				
55	Johnson, Kennedy	1-2	0-0	2-2	0	1	1	0	4	0	1	0	14				
Team					2			4			1						
Totals		25-51	2-10	25-37	9	36	45	14	77	18	5	8	200				
FG % 1st Half: 11-24 45.8%		2nd half: 14-27 51.9%		Game: 25-51 49.0%		Rebounds		3FG % 1st Half: 0-4 0.0%		2nd half: 2-6 33.3%		Game: 2-10 20.0%		Offensive			
FT % 1st Half: 8-13 61.5%		2nd half: 17-24 70.8%		Game: 25-37 67.6%		Defensive		Rebounds									

2015-16 Women's Basketball



2014-15 Game-by-Game Results

No. 18/21 Michigan State (8-3)

No. 19/22 Syracuse (8-3)

Dec. 20 - Warden Arena - Winter Park, Fla.

89
76

No. 22/22 Northwestern (11-1, 1-0)

No. 20/22 Michigan State (8-4, 0-1)

Dec. 28 - Breslin Center - East Lansing, Mich.

89
76

Michigan State 89 • 8-3

Table with columns: #, Player, FG-FGA, 3-Fr, FT-FTA, Rebounds, PF, TP, A TO Blk, Stl, Min.

FG % 1st Half: 33.3% 2nd Half: 48.1% Game: 29.54 53.7% Deadead Rebounds: 0

Syracuse 76 • 8-3

Table with columns: #, Player, FG-FGA, 3-Fr, FT-FTA, Rebounds, PF, TP, A TO Blk, Stl, Min.

FG % 1st Half: 29.2% 2nd Half: 36.4% Game: 27.72 37.5% Deadead Rebounds: 2

Officials: Troy Winders, Shawn Goode, Missy Brooks
Technical fouls: Michigan State-None, Syracuse-None.

Score by periods table with columns: 1st, 2nd, Total

Last FG: MSU 2nd-03:39, SU 2nd-01:02
Largest lead: MSU by 14 2nd-00:28, SU by 7 1st-15:07

Northwestern 61 • 11-1, 1-0 B1G

Table with columns: #, Player, FG-FGA, 3-Fr, FT-FTA, Rebounds, PF, TP, A TO Blk, Stl, Min.

FG % 1st Half: 13.2% 2nd Half: 44.8% Game: 23.60 38.3%

Michigan State 57 • 8-4, 0-1 B1G

Table with columns: #, Player, FG-FGA, 3-Fr, FT-FTA, Rebounds, PF, TP, A TO Blk, Stl, Min.

FG % 1st Half: 9.3% 2nd Half: 24.3% Game: 20.49 29.0%

Officials: Cameron Inouye, Brian Hall, Michael Price
Technical fouls: Northwestern-None, Michigan State-None.

Score by periods table with columns: 1st, 2nd, Total

Last FG: MSU 2nd-00:18, MSU 2nd-00:08
Largest lead: MSU by 12 2nd-03:53, MSU by 5 1st-13:33

No. 13 Indiana (11-2, 1-1)

No. 24/rv Michigan State (8-5, 0-2)

Dec. 31 - Assembly Hall - Bloomington, Ind.

70
51

No. 24/rv Michigan State (8-6, 0-3)

Michigan (10-4, 2-1)

Jan. 4 - Crisler Center - Ann Arbor, Mich.

65
74

Michigan State 51 • 8-5, 0-2

Table with columns: #, Player, FG-FGA, 3-Fr, FT-FTA, Rebounds, PF, TP, A TO Blk, Stl, Min.

FG % 1st Half: 10.2% 2nd Half: 34.5% Game: 9.26 34.6%

Indiana 70 • 11-2, 1-1

Table with columns: #, Player, FG-FGA, 3-Fr, FT-FTA, Rebounds, PF, TP, A TO Blk, Stl, Min.

FG % 1st Half: 15.3% 44.1% Game: 26.67 38.8%

Officials: Tina Napier, Gina Cross, John Whitson
Technical fouls: Michigan State-None, Indiana-None.

Score by periods table with columns: 1st, 2nd, Total

Last FG: MSU 2nd-00:03, IND 2nd-00:29
Largest lead: MSU by 8 1st-11:40, IND by 29 2nd-06:56

01/04/15 2:00 PM at Crisler Center, Ann Arbor, MI

Michigan State 65 • 8-6, 0-3

Table with columns: #, Player, FG-FGA, 3-Fr, FT-FTA, Rebounds, PF, TP, A TO Blk, Stl, Min.

FG % 1st Half: 12.2% 48.0% Game: 24.53 45.3%

Michigan 74 • 10-4, 2-1

Table with columns: #, Player, FG-FGA, 3-Fr, FT-FTA, Rebounds, PF, TP, A TO Blk, Stl, Min.

FG % 1st Half: 15.3% 48.4% Game: 25.57 43.9%

Officials: Lisa Mattingly, Rod Creech, Tiffany Bird
Technical fouls: Michigan State-None, Michigan-None.

Score by periods table with columns: 1st, 2nd, Total

Last FG: MSU 2nd-00:01, MICH 2nd-00:02
Largest lead: MSU by 4 1st-16:08, MICH by 20 2nd-16:25

2014-15 Game-by-Game Results



15

No. 18/19 Nebraska (11-3, 1-2) Michigan State (8-7, 0-4)
Jan. 8 - Breslin Center - East Lansing, Mich.

71

Nebraska 71 • 11-3, 1-2 B1G

#	Player	Total		3-Ptr		Rebounds		PF	TP	A	TO	Bk	Stl	Min.	
		FG	FGA	FG	FGA	FT	FTA								Off
01	Laudermilch, Tear'a	1	2-14	0	-6	3-4	2	3	5	2	7	0	1	0	29
02	Sample, Hailee	1	5-6	0	0	3-4	1	4	5	1	13	4	2	1	2
13	Jeffery, Brandi	1	5-10	0	0	0-1	1	5	6	2	10	3	0	3	29
23	Cady, Emily	1	6-7	0	0	4-5	3	4	7	3	16	5	1	0	37
33	Theriot, Rachel	1	6-12	1-4	0-0	0	0	5	0	13	7	3	1	2	40
05	Romeo, Natalie	1	2-6	2-6	0-0	2	2	0	4	4	1	8	1	2	0
22	Havers, Allie	1	2-6	0-0	0	0	2	3	5	0	4	0	0	0	9
Team		28-61		3-18		12-15		9		29		38		9	
Totals		28-61		3-18		12-15		9		29		38		9	

FG % 1st Half: 12-32 37.5% 2nd half: 16-29 55.2% Game: 28-61 45.9%
3FG % 1st Half: 3-13 23.1% 2nd half: 0-0 0.0% Game: 3-18 16.7%
FT % 1st Half: 3-4 75.0% 2nd half: 9-11 81.8% Game: 3-18 16.7%

Michigan State 67 • 8-7, 0-4 B1G

#	Player	Total		3-Ptr		Rebounds		PF	TP	A	TO	Bk	Stl	Min.	
		FG	FGA	FG	FGA	FT	FTA								Off
01	Jankoska, Tori	1	4-13	2-7	1-2	3	4	7	1	11	6	1	1	5	37
02	Miller, Cara	1	5-10	2-5	0-0	1	1	2	3	12	2	0	0	0	35
23	Powers, Aerial	1	12-23	7-12	4-5	6	11	3	35	1	5	1	2	40	
24	Gussert, Lexi	1	1-7	0-1	0-0	4	0	4	3	1	0	0	0	0	23
12	Mills, Becca	1	6-2	0-2	2-2	3	5	4	6	3	5	2	0	38	
14	Morrissey, Anna	1	0-1	0-1	0-0	0	0	1	0	1	0	0	0	16	
21	Lumpkin, Jasmine	1	0-0	0-0	0	0	0	0	0	0	0	0	1	9	
15	Johnson, Kennedy	1	0-0	0-0	0	0	0	0	0	0	0	0	0	2	
Team		0-0		0-0		0-0		1		0		0		0	
Totals		24-63		11-31		8-11		22		34		13		67	

FG % 1st Half: 13-33 39.4% 2nd half: 11-30 36.7% Game: 24-63 38.1%
3FG % 1st Half: 5-17 29.4% 2nd half: 6-14 42.9% Game: 11-31 35.5%
FT % 1st Half: 1-2 50.0% 2nd half: 7-9 77.8% Game: 8-11 72.7%

Officials: Mark Zentz, Bruce Morris, Mij Forsberg
Technical fouls: Nebraska-None; Michigan State-None.
Attendance: 4652

Score by periods	1st	2nd	Total
Nebraska	30	41	71
Michigan State	32	35	67

Last FG - MSU 2nd-00:30. MSU 2nd-03:02.
Largest lead - MSU by 9:10-43. MSU by 6:24-12:13.
MSU led for 14:44. MSU led for 19:52. Game was tied for 08:07.

16

Michigan State (8-8, 0-5) Northwestern (13-2, 3-1)
Jan. 11 - Welsh-Ryan Arena - Evanston, Ill.

77

Michigan State 70 • 8-8 (0-5 B1G)

#	Player	Total		3-Ptr		Rebounds		PF	TP	A	TO	Bk	Stl	Min.	
		FG	FGA	FG	FGA	FT	FTA								Off
23	Powers, Aerial	1	8-15	2-4	6-7	1	6	7	0	24	7	6	0	36	
24	Cussert, Lexi	1	2-5	0-1	0-0	0	1	1	4	0	1	0	1	22	
25	Mills, Becca	1	6-9	2-3	0-0	1	4	5	3	4	2	5	2	36	
01	Jankoska, Tori	1	5-11	3-5	5-5	0	8	8	1	18	6	1	0	40	
02	Miller, Cara	1	1-3	1-2	0-0	0	4	3	3	1	0	1	0	27	
14	Morrissey, Anna	1	0-2	0-0	0-0	0	1	1	0	0	0	0	0	13	
15	Johnson, Kennedy	1	3-7	0-0	1-2	2	3	3	7	2	2	1	0	27	
Team		22		4		2		2		2		4		2	
Totals		25-52		8-17		12-14		12		50		18		71	

FG % 1st Half: 9-24 37.5% 2nd half: 16-28 57.1% Game: 25-52 48.1%
3FG % 1st Half: 4-7 57.1% 2nd half: 4-0 40.0% Game: 8-17 47.1%
FT % 1st Half: 7-9 77.8% 2nd half: 3-5 100.0 Game: 12-14 85.7%

Northwestern 77 • 13-2 (3-1 B1G)

#	Player	Total		3-Ptr		Rebounds		PF	TP	A	TO	Bk	Stl	Min.	
		FG	FGA	FG	FGA	FT	FTA								Off
10	Coffey, Nila	1	4-13	0-1	4-6	1	4	5	4	12	3	2	2	34	
5	Cohen, Alex	1	2-3	3-4	1-2	0	5	1	14	0	1	1	2	30	
24	Inman, Christen	1	7-15	0-2	0-1	1	3	4	0	14	2	0	1	35	
25	Lyon, Maggie	1	6-14	3-7	-1	3	1	3	3	7	2	15	4	0	33
3	Deary, Ashley	1	7-8	2-2	2-2	2	2	4	0	18	0	2	0	31	
11	Douglas, Lauren	1	2-6	0-1	0	1	2	3	2	2	1	2	1	13	
42	Roser, Karly	1	0-1	0-0	0-0	0	1	3	0	4	1	0	0	15	
Team		31-66		8-17		7-12		11		23		34		81	
Totals		31-66		8-17		7-12		11		23		34		81	

FG % 1st Half: 18-37 48.6% 2nd half: 13-29 44.8% Game: 31-66 47.0%
3FG % 1st Half: 6-12 50.0% 2nd half: 2-5 40.0% Game: 8-17 47.1%
FT % 1st Half: 2-2 100.0 2nd half: 5-10 50.0% Game: 7-12 58.3%

Officials: Bob Trammell, Frank Steratore, Katie Lukonich
Technical fouls: Michigan State-None; Northwestern-None.
Attendance: 1152

Score by periods	1st	2nd	Total
Michigan State	29	41	70
Northwestern	44	33	77

Last FG - MSU 2nd-01:05. NU 2nd-04:41.
Largest lead - MSU by 9:10-15:03. NU by 20-12:25.
MSU led for 06:11. NU led for 3:14. Game was tied for 01:55.

17

Illinois (11-6, 2-3) Michigan State (9-8, 1-5)
Jan. 15 - Breslin Center - East Lansing, Mich.

56

Illinois 56 • 11-6, 2-3 B1G

#	Player	Total		3-Ptr		Rebounds		PF	TP	A	TO	Bk	Stl	Min.	
		FG	FGA	FG	FGA	FT	FTA								Off
10	Coleman, Amarah	1	4-13	0-1	0-1	1	1	2	4	8	3	5	0	23	
15	Simmons, Kyley	1	3-10	1-6	2-2	0	2	3	9	4	5	0	1	40	
20	Carter, Brittany	1	7-22	2-8	3-4	1	3	4	19	2	0	0	5	40	
22	White, Chartrice	1	5-11	1-1	5-7	7	0	7	4	16	1	0	2	35	
34	Grant, Jacqui	1	2-10	0-3	0-0	2	10	4	4	2	2	1	3	39	
03	Tuck, Taylor	1	0-2	0-0	0-0	0	0	0	0	0	0	0	0	5	
05	Oden, Nila	1	0-0	0-0	0-0	0	1	1	0	0	0	0	0	4	
12	McConnell, Ashley	1	0-1	0-0	0-0	0	0	0	0	1	0	0	0	10	
21	Kissinger, Brooke	1	0-2	0-2	0-0	0	0	0	0	0	0	0	0	4	
Team		5		2		1		0		0		0		0	
Totals		21-71		4-21		10-14		16		33		21		56	

FG % 1st Half: 8-29 27.6% 2nd half: 13-42 31.0% Game: 21-71 29.6%
3FG % 1st Half: 1-9 11.1% 2nd half: 3-12 25.0% Game: 4-21 19.0%
FT % 1st Half: 4-6 66.7% 2nd half: 8-10 80.0% Game: 10-14 71.4%

Michigan State 63 • 9-8, 1-5 B1G

#	Player	Total		3-Ptr		Rebounds		PF	TP	A	TO	Bk	Stl	Min.	
		FG	FGA	FG	FGA	FT	FTA								Off
01	Jankoska, Tori	1	3-8	2-5	3-5	4	8	12	1	11	4	0	0	39	
02	Miller, Cara	1	0-1	0-1	0-0	0	5	2	0	2	3	0	1	17	
23	Powers, Aerial	1	8-19	3-7	14-15	4	7	11	33	1	9	3	6	38	
24	Gussert, Lexi	1	1-3	0-1	0-0	0	1	1	3	2	2	0	0	12	
12	Mills, Becca	1	19	0-1	1-3	3	9	12	3	13	0	4	2	37	
14	Morrissey, Anna	1	0-6	0-5	0-0	0	4	4	0	1	0	0	0	35	
15	Johnson, Kennedy	1	2-3	0-0	0-0	2	2	3	4	1	2	0	0	22	
Team		1		2		3		4		1		2		3	
Totals		20-49		5-20		18-23		14		36		50		113	

FG % 1st Half: 12-28 42.9% 2nd half: 8-21 38.1% Game: 20-49 40.8%
3FG % 1st Half: 4-12 33.3% 2nd half: 1-8 12.5% Game: 5-20 25.0%
FT % 1st Half: 9-10 90.0% 2nd half: 9-13 69.2% Game: 18-23 78.3%

Officials: Tina Napier, Shannon Feck, Kevin Pehtalt
Technical fouls: Illinois-TEAM; Michigan State-None.
Attendance: 4419

Score by periods	1st	2nd	Total
Illinois	21	35	56
Michigan State	37	26	63

Last FG - Ill. 2nd-00:01. MSU 2nd-00:50.
Largest lead - Ill. None; MSU by 19:24-59.
Ill. led for 00:00. MSU led for 37:01. Game was tied for 02:59.

18

No. 22/21 Iowa (12-3, 5-1) Michigan State (9-9, 1-6)
Jan. 18 - Breslin Center - East Lansing, Mich.

50

Iowa 52 • 12-3, 5-1 B1G

#	Player	Total		3-Ptr		Rebounds		PF	TP	A	TO	Bk	Stl	Min.
		FG	FGA	FG	FGA	FT	FTA							
02	Discherhof, Ally	1	3-14	1-6	5-8	4	7	1	12	0	0	0	0	38
15	Jennings, Whitney	1	2-5	0-2	1-2	0	4	4	1	5	2	4	0	32
21	Dixon, Melissa	1												

2014-15 Game-by-Game Results

19 Michigan State (9-10, 1-7) 56
No. 76 Maryland (16-2, 7-0) 85
Jan. 22 - XFINITY Center - College Park, Md.

20 Wisconsin (7-12, 3-6) 71
Michigan State (10-10, 2-7) 77
Jan. 25 - Breslin Center - East Lansing, Mich.

Michigan State 56 @ 9-10, 1-7
Player stats for Michigan State vs Maryland. Includes columns for Player, FG, FGA, FT, FTA, Rebounds, PF, TP, A, TO, Blk, Stl, Min.

FG % 1st Half: 10-27 37.0% 2nd half: 8-30 26.7% Game: 18-57 31.6%
3FG % 1st Half: 3-13 23.1% 2nd half: 0-11 0.0% Game: 3-24 12.5%
FT % 1st Half: 3-4 75.0% 2nd half: 14-17 81.8% Game: 17-22 77.3%

Maryland 85 @ 16-2, 7-0
Player stats for Maryland vs Michigan State. Includes columns for Player, FG, FGA, FT, FTA, Rebounds, PF, TP, A, TO, Blk, Stl, Min.

FG % 1st Half: 15-32 46.9% 2nd half: 18-34 52.9% Game: 33-66 50.0%
3FG % 1st Half: 1-4 25.0% 2nd half: 5-9 55.6% Game: 6-15 40.0%
FT % 1st Half: 6-7 85.7% 2nd half: 7-12 58.3% Game: 13-19 68.4%

Score by periods table for Michigan State vs Maryland. Columns: 1st, 2nd, Total. Michigan State: 26, 30, 56. Maryland: 37, 48, 85.

Lead FG - MSU 2nd-00:26, UMD 2nd-00:17.
Largest lead - MSU by 1:11-18:55, UMD by 23:2nd-05:21.
MSU led for 04:22, UMD led for 31:58. Game was tied for 01:40.

Wisconsin 71 @ 7-12, 3-6 816
Player stats for Wisconsin vs Michigan State. Includes columns for Player, FG, FGA, FT, FTA, Rebounds, PF, TP, A, TO, Blk, Stl, Min.

FG % 1st Half: 14-35 40.0% 2nd half: 13-29 44.8% Game: 27-64 42.2%
3FG % 1st Half: 5-10 50.0% 2nd half: 4-8 50.0% Game: 9-18 50.0%
FT % 1st Half: 1-1 100.0% 2nd half: 7-9 77.8% Game: 8-10 80.0%

Michigan State 77 @ 10-10, 2-7 816
Player stats for Michigan State vs Wisconsin. Includes columns for Player, FG, FGA, FT, FTA, Rebounds, PF, TP, A, TO, Blk, Stl, Min.

FG % 1st Half: 14-33 42.4% 2nd half: 15-37 40.5% Game: 29-70 41.4%
3FG % 1st Half: 2-11 18.2% 2nd half: 2-9 22.2% Game: 4-20 20.0%
FT % 1st Half: 3-4 75.0% 2nd half: 12-13 92.3% Game: 15-17 88.2%

Score by periods table for Michigan State vs Wisconsin. Columns: 1st, 2nd, Total. Michigan State: 34, 37, 71. Wisconsin: 33, 44, 77.

Lead FG - MSU 2nd-00:10, MSU 2nd-01:41.
Largest lead - MSU by 1:11-07:23, MSU by 15:2nd-09:13.
MSU led for 04:29, MSU led for 32:00. Game was tied for 03:22.

21 Indiana (12-8, 2-7) 57
Michigan State (11-10, 3-7) 72
Jan. 28 - Breslin Center - East Lansing, Mich.

Indiana 57 @ 12-8, 2-7 816
Player stats for Indiana vs Michigan State. Includes columns for Player, FG, FGA, FT, FTA, Rebounds, PF, TP, A, TO, Blk, Stl, Min.

FG % 1st Half: 9-28 32.1% 2nd half: 12-30 40.0% Game: 21-58 36.2%
3FG % 1st Half: 1-8 12.5% 2nd half: 5-14 35.7% Game: 6-22 27.3%
FT % 1st Half: 6-11 54.5% 2nd half: 3-9 33.3% Game: 9-19 47.4%

Michigan State 72 @ 11-10, 3-7 816
Player stats for Michigan State vs Indiana. Includes columns for Player, FG, FGA, FT, FTA, Rebounds, PF, TP, A, TO, Blk, Stl, Min.

FG % 1st Half: 13-35 37.1% 2nd half: 11-29 37.9% Game: 24-64 37.5%
3FG % 1st Half: 6-14 42.9% 2nd half: 5-17 29.4% Game: 11-31 35.3%
FT % 1st Half: 7-8 87.5% 2nd half: 6-9 66.7% Game: 13-17 76.5%

Score by periods table for Michigan State vs Indiana. Columns: 1st, 2nd, Total. Michigan State: 39, 33, 72. Indiana: 25, 32, 57.

Lead FG - MSU 2nd-00:26, MSU 2nd-00:26.
Largest lead - MSU by 1:34-15:26, MSU by 23:2nd-04:06.
MSU led for 04:56, MSU led for 32:52. Game was tied for 02:12.

22 Michigan State (11-11, 3-8) 62
Ohio State (15-7, 7-3) 76
Feb. 2 - Value City Arena - Columbus, Ohio

Michigan State 62 @ 11-11, 3-8
Player stats for Michigan State vs Ohio State. Includes columns for Player, FG, FGA, FT, FTA, Rebounds, PF, TP, A, TO, Blk, Stl, Min.

FG % 1st Half: 10-30 33.3% 2nd half: 11-28 39.3% Game: 20-58 29.4%
3FG % 1st Half: 4-13 30.8% 2nd half: 2-13 15.4% Game: 6-25 24.0%
FT % 1st Half: 5-6 83.3% 2nd half: 11-15 73.3% Game: 16-21 76.2%

Ohio State 76 @ 15-7, 7-3
Player stats for Ohio State vs Michigan State. Includes columns for Player, FG, FGA, FT, FTA, Rebounds, PF, TP, A, TO, Blk, Stl, Min.

FG % 1st Half: 11-36 30.6% 2nd half: 15-32 46.9% Game: 26-68 38.2%
3FG % 1st Half: 5-23 21.7% 2nd half: 6-12 50.0% Game: 11-35 28.6%
FT % 1st Half: 3-4 75.0% 2nd half: 11-13 84.6% Game: 14-19 73.7%

Score by periods table for Michigan State vs Ohio State. Columns: 1st, 2nd, Total. Michigan State: 29, 33, 62. Ohio State: 30, 46, 76.

Lead FG - MSU 2nd-00:16, OSU 2nd-00:34.
Largest lead - MSU by 1:34-15:58, OSU by 19:2nd-03:26.
MSU led for 04:09, OSU led for 31:21. Game was tied for 04:30.

2014-15 Review

54

2014-15 Game-by-Game Results

23 Michigan (14-8, 6-5)
Michigan State (11-12, 3-9)
Feb. 5 - Breslin Center - East Lansing, Mich.

72

24 Michigan State (11-13, 3-10)
Minnesota (8-6, 7-5)
Feb. 5 - Breslin Center - East Lansing, Mich.

79
86

Michigan 72 • 14-8, 6-5 B1G

Player	Total	3-Ptr	Rebounds			PF	TP	A TO Blk	Stl	Min		
	FG-FGA	FG-FGA	FT-FTA	Off	Def	Total						
02 Thompson, Sierra	6-12	4-8	0-0	1	5	6	2	16	2	3	0	35
04 Smith, Shannon	6-14	0-0	2-4	1	4	2	14	4	2	0	3	36
16 Embild, Nicole	0-1	0-0	4	1	6	7	4	4	0	0	3	38
20 Williams, Danielle	0-1	0-0	0-0	1	1	2	0	4	1	0	3	9
22 Gore, Cyeisha	8-15	0-0	1-2	4	7	11	4	17	3	2	1	38
01 Rostovski, Madison	1-4	0-2	0-0	2	2	2	1	2	0	2	0	14
03 Flaherty, Katelynn	7-10	3-4	2-2	0	3	3	19	3	0	0	0	25
11 Dunston, Jillian	0-0	0-0	0-0	1	1	0	0	1	0	0	0	5
Team				0	3	3						
Totals	28-57	7-14	9-12	8	31	39	16	72	18	12	3	200

FG % 1st Half: 15-30 50.0% 2nd half: 13-27 48.1% Game: 28-57 49.1%
3FG % 1st Half: 6-10 60.0% 2nd half: 1-4 25.0% Game: 7-14 50.0%
FT % 1st Half: 1-3 33.3% 2nd half: 8-9 88.9% Game: 9-12 75.0%

Michigan State 59 • 11-12, 3-9 B1G

Player	Total	3-Ptr	Rebounds			PF	TP	A TO Blk	Stl	Min		
	FG-FGA	FG-FGA	FT-FTA	Off	Def	Total						
01 Jankoska, Tori	-2-8	0-3	2-3	2	4	6	6	5	0	1	40	
14 Morrissey, Anna	1-5	1-4	0-0	1	1	4	3	0	0	0	26	
21 Powers, Aerial	2-5	2-5	6	9	15	2	25	4	4	0	2	24
24 Gussert, Lexi	-1-10	1-5	0-0	4	4	0	3	1	1	2	25	
52 Mills, Becca	4-9	2-3	0-2	6	3	9	3	10	3	4	0	35
02 Miller, Cara	3-12	2-8	0-0	1	1	2	8	0	0	0	3	27
24 Kulpers, Kelsey	0-0	0-0	0-0	0	0	0	0	0	0	0	0	2
55 Johnson, Kennedy	2-4	0-0	0-0	1	1	4	0	1	0	0	0	6
Team				1	2	2						
Totals	22-66	8-28	7-11	16	24	40	17	59	14	2	7	200

FG % 1st Half: 8-30 26.7% 2nd half: 14-36 38.9% Game: 22-66 33.3%
3FG % 1st Half: 3-12 25.0% 2nd half: 5-16 31.3% Game: 8-28 28.6%
FT % 1st Half: 2-2 100.0% 2nd half: 5-9 55.6% Game: 7-11 63.6%

Officials: Amy Bommer, Gina Chase, Michael McCormell
Technical Fouls: Michigan-None. Michigan State-None.
Attendance: 5315

Score by periods	1st	2nd	Total
Michigan	37	35	72
Michigan State	21	38	59

Points In Off 2nd Fast
MSU 34 19 10 13 21
MSU 20 15 11 5 12

Score tied - 1 time. Lead changed - 3 times.

Michigan State 79 • 11-13, 3-10

Player	Total	3-Ptr	Rebounds			PF	TP	A TO Blk	Stl	Min		
	FG-FGA	FG-FGA	FT-FTA	Off	Def	Total						
23 Powers, Aerial	11-27	4-14	7-8	2	7	9	4	31	4	2	1	40
52 Mills, Becca	1-9	0-0	1-2	6	4	10	3	5	4	1	1	33
01 Jankoska, Tori	6-19	5-10	4-5	6	2	8	2	21	2	5	0	40
02 Miller, Cara	6	9-5	0-2	0-0	5	7	3	0	1	2	0	28
24 Gussert, Lexi	8-15	4-9	0-0	2	5	7	2	20	2	1	0	28
14 Morrissey, Anna	0-2	0-0	1-0	1	1	2	0	4	0	0	0	16
55 Johnson, Kennedy	2-4	0-0	1-2	3	3	6	1	4	1	0	0	15
Team				3	6	9						
Totals	27-81	13-37	12-15	26	25	51	23	79	19	15	2	200

FG % 1st Half: 15-38 39.5% 2nd half: 12-43 27.9% Game: 27-81 33.3%
3FG % 1st Half: 7-15 46.7% 2nd half: 6-22 27.3% Game: 13-37 35.1%
FT % 1st Half: 0-0 0.0% 2nd half: 12-15 80.0% Game: 12-15 80.0%

Minnesota 86 • 18-6, 7-5 B1G

Player	Total	3-Ptr	Rebounds			PF	TP	A TO Blk	Stl	Min			
	FG-FGA	FG-FGA	FT-FTA	Off	Def	Total							
23 Kelley, Shao	11	4-8	0-1	8-12	5	8	13	1	16	5	2	1	34
32 Zahal, Amanda	5-8	1-1	7-7	2	8	10	5	18	2	2	5	32	
03 Mullaney, Shayne	2-4	1-3	4-5	0	3	3	1	9	7	6	0	31	
23 Bailey, Mikayla	10	10-10	3-3	0	1	4	9	8	2	0	1	31	
33 Wagner, Carlie	8-14	5-10	4-4	0	4	4	0	4	23	3	0	36	
02 McDaniel, Stabresa	1-5	0-0	0-0	1	2	3	1	2	2	1	1	10	
05 Jacobs, Tory	0-0	0-0	0-0	0	0	0	1	0	1	0	0	10	
20 Hirt, Kayla	3-6	0-1	1-5	1	2	3	1	7	0	1	0	14	
Team				1	4	5							
Totals	26-56	10-26	24-33	9	31	40	18	86	26	16	6	200	

FG % 1st Half: 14-34 41.2% 2nd half: 12-22 54.5% Game: 26-56 46.4%
3FG % 1st Half: 4-12 33.3% 2nd half: 6-14 42.9% Game: 10-26 38.5%
FT % 1st Half: 8-8 60.0% 2nd half: 19-25 76.0% Game: 24-33 72.7%

Officials: Sue Blach, Bryen Entlerme, Rachelle Jones.
Technical Fouls: Michigan State-None. Minnesota-None.
Attendance: 6570

Score by periods	1st	2nd	Total
Michigan State	37	42	79
Minnesota	37	49	86

Points In Off 2nd Fast
MSU 16 14 31 0 4
MINN 24 15 12 12 9

Score tied - 7 times. Lead changed - 7 times.

25 Michigan State (12-13, 4-10)
Penn State (6-19, 3-11)
Feb. 5 - Breslin Center - East Lansing, Mich.

74

26 No. 5 Maryland (23-2, 14-0)
Michigan State (12-14, 4-11)
Feb. 16 - Breslin Center - East Lansing, Mich.

75
69

Michigan State 74 • 12-13, 4-10

Player	Total	3-Ptr	Rebounds			PF	TP	A TO Blk	Stl	Min		
	FG-FGA	FG-FGA	FT-FTA	Off	Def	Total						
01 Jankoska, Tori	6-13	2-4	4-9	3	8	11	0	18	7	1	0	40
02 Miller, Cara	1-4	0-3	0-0	1	3	4	2	1	0	1	0	20
23 Powers, Aerial	9-24	3-8	5-8	1	8	9	4	26	2	5	3	37
24 Gussert, Lexi	2-5	0-2	0-0	0	0	0	5	4	2	0	0	13
52 Mills, Becca	2-6	0-1	1-1	1	5	6	4	5	2	0	1	32
14 Morrissey, Anna	3-6	3-5	2-2	0	3	3	1	11	3	2	0	30
55 Johnson, Kennedy	4-8	0-0	0-0	2	1	3	4	8	1	0	1	28
Team				1	2	2						
Totals	27-66	8-23	12-20	9	29	38	20	74	16	10	6	200

FG % 1st Half: 18-38 47.4% 2nd half: 9-28 32.1% Game: 27-66 40.9%
3FG % 1st Half: 6-15 40.0% 2nd half: 2-8 25.0% Game: 8-23 34.8%
FT % 1st Half: 1-1 100.0 2nd half: 11-19 57.9% Game: 12-20 60.0%

Penn State 67 • 6-19, 3-11

Player	Total	3-Ptr	Rebounds			PF	TP	A TO Blk	Stl	Min			
	FG-FGA	FG-FGA	FT-FTA	Off	Def	Total							
05 Moore, Sierra	4-8	0-0	2-5	2	2	4	5	10	6	4	0	4	32
10 Sevellian, Keke	3-3	1-1	0-2	1	0	1	3	2	0	0	0	23	
15 Mitchell, Kalyah	4-10	1-1	4-5	2	4	6	2	7	2	0	1	33	
25 Whitte, Peyton	0-1	0-0	0-0	0	5	5	1	0	1	1	0	15	
44 Waldner, Tori	2-4	0-0	2-2	0	0	0	4	0	4	0	0	15	
01 Agee, Candice	5-10	0-0	0-2	1	4	5	3	10	0	2	3	21	
11 Harris, Alex	2-4	0-0	0-0	1	6	7	0	4	2	1	1	24	
32 Spann, Lindsey	5-19	1-5	2-4	1	6	7	4	13	7	1	0	28	
41 DeGraaf, Jenny	2-3	0-0	0-0	4	0	4	0	4	0	0	0	9	
Team				2	3	5							
Totals	27-62	3-7	10-20	10	34	44	22	67	19	16	4	200	

FG % 1st Half: 15-30 50.0% 2nd half: 12-32 37.5% Game: 27-62 43.5%
3FG % 1st Half: 1-2 50.0% 2nd half: 2-5 40.0% Game: 3-7 42.9%
FT % 1st Half: 1-2 50.0% 2nd half: 9-18 50.0% Game: 10-20 50.0%

Officials: Bob Trammell, Denise Brooks, Joe Vassity
Technical Fouls: Michigan State-None. Penn State-None.
Attendance: 3319

Score by periods	1st	2nd	Total
Michigan State	43	31	74
Penn State	32	35	67

Points In Off 2nd Fast
MSU 20 12 5 6 31
PSU 34 12 8 17 31

Score tied - 1 time. Lead changed - 3 times.

Maryland 75 • 23-2, 14-0 B1G

Player	Total	3-Ptr	Rebounds			PF	TP	A TO Blk	Stl	Min		
	FG-FGA	FG-FGA	FT-FTA	Off	Def	Total						
01 Laurin Milcey	4-9	3-7	4-4	0	3	3	15	2	4	2	0	27
04 Lexiss Brown	5-15	2-10	2-2	1	6	7	0	14	8	2	0	39
05 Malina Howard	0-2	0-0	0-0	1	1	2	0	1	0	0	0	18
32 S. Walker-Kimbrough	6-9	0-2	3-3	2	8	10	5	15	3	1	3	33
42 Brianna Jones	6-7	0-0	5-10	4	7	11	4	17	2	3	1	33
02 Kiara Leslie	0-0	0-0	0-0	3	3	6	1	0	2	0	0	13
03 Brenne Moseley	0-3	0-0	0-0	1	1	2	0	0	0	0	0	4
12 Kristin Conroy	1-4	1-2	0-0	0	0	0	0	3	0	0	1	6
22 Tierney Pfirman	4-5	0-0	3-6	3	5	8	1	11	2	1	0	17
33 A'Leux Harrison	0-0	0-0	0-1	2	2	4	1	0	0	0	0	12
Team				3	2	5						
Totals	26-56	6-21	17-25	18	28	46	17	75	17	18	6	200

FG % 1st Half: 13-31 41.9% 2nd half: 13-25 52.0% Game: 26-56 46.4%
3FG % 1st Half: 5-14 35.7% 2nd half: 1-7 14.3% Game: 6-21



2015-16 Women's Basketball

SPARTANS

2014-15 Game-by-Game Results

27 No. 19/18 Rutgers (10-7, 11-5) Michigan State (13-14, 5-11) Feb. 16 - Breslin Center - East Lansing, Mich.

28 Michigan State (14-14, 6-11) Illinois (14-15, 5-12) Feb. 25 - State Farm Center - Champaign, Ill.

Rutgers 50 • 20-7, 11-5 BIG

Table with columns: Player, FG, FGA, FT, FTA, Rebounds, PF, TP, A TO Bk Stl Min. Includes player stats for Rutgers and totals.

FG % 1st Half: 9.25 34.0% 2nd half: 11.39 28.2% Game: 20-64 31.3% 3FG % 1st Half: 1.4 25.0% 2nd half: 2.10 20.0% Game: 3-14 21.4% FT % 1st Half: 1.3 33.3% 2nd half: 4.8 75.0% Game: 5-11 63.6%

Michigan State 60 • 13-14, 5-11 BIG

Table with columns: Player, FG, FGA, FT, FTA, Rebounds, PF, TP, A TO Bk Stl Min. Includes player stats for Michigan State and totals.

FG % 1st Half: 11.28 39.3% 2nd half: 7.80 35.0% Game: 18-48 37.5% 3FG % 1st Half: 5.9 55.6% 2nd half: 1.5 20.0% Game: 4-14 42.9% FT % 1st Half: 0.0 0.0% 2nd half: 18.26 69.2% Game: 18-26 69.2%

Michigan State 67 • 14-14, 6-11 BIG

Table with columns: Player, FG, FGA, FT, FTA, Rebounds, PF, TP, A TO Bk Stl Min. Includes player stats for Michigan State and totals.

FG % 1st Half: 16.26 61.5% 2nd half: 10.22 45.5% Game: 26-48 54.2% 3FG % 1st Half: 8.13 61.8% 2nd half: 3.10 30.0% Game: 11-23 47.9% FT % 1st Half: 2.2 100.0 2nd half: 2.4 50.0% Game: 4-6 66.7%

Illinois 65 • 14-15, 5-12 BIG

Table with columns: Player, FG, FGA, FT, FTA, Rebounds, PF, TP, A TO Bk Stl Min. Includes player stats for Illinois and totals.

FG % 1st Half: 12.33 36.4% 2nd half: 12.31 38.7% Game: 24-64 37.5% 3FG % 1st Half: 5.12 25.0% 2nd half: 5.15 33.3% Game: 9-27 29.6% FT % 1st Half: 3.3 100.0 2nd half: 6.12 50.0% Game: 9-15 60.0%



2014-15 Review

Officials: Tina Napier, Felicia Grinter, Roy Galbraith Technical fouls: Rutgers-None, Michigan State-None. Attendance: 8110

Score by periods table for Rutgers vs Michigan State

Last FG - MU 2nd-02-04; MSU 2nd-05-22 Largest lead - MU by 11-1st-13; MSU by 14-2nd-04-10; MU led for 02:02; MSU led for 36:51; Game was tied for 01:07

Points in half table for Rutgers vs Michigan State

Score tied - 0 times. Lead changed - 2 times.

Officials: Dee Kanter, Beverly Roberts, John Whitson Technical fouls: Michigan State-None, Illinois-None. Attendance: 1815

Score by periods table for Michigan State vs Illinois

Last FG - MSU 2nd-02-04; ILL 2nd-01-23 Largest lead - MSU by 14-2nd-09-16; ILL None; MSU led for 39:04; ILL led for 00:00; Game was tied for 00:49

Points in half table for Michigan State vs Illinois

Score tied - 0 times. Lead changed - 0 times.

29 Michigan State (15-14, 7-11) Purdue (10-19, 3-15) Feb. 28 - Mackey Arena - West Lafayette, Ind.

30 Michigan State (16-14) Michigan (16-14) March 5 - Sears Centre - Hoffman Estates, Ill.

Michigan State 61 • 15-14/7-11

Table with columns: Player, FG, FGA, FT, FTA, Rebounds, PF, TP, A TO Bk Stl Min. Includes player stats for Michigan State and totals.

FG % 1st Half: 10.29 34.5% 2nd half: 11.32 34.4% Game: 21-61 34.4% 3FG % 1st Half: 3.9 33.3% 2nd half: 2.10 20.0% Game: 5-19 26.3% FT % 1st Half: 8.7 85.7% 2nd half: 8.8 100.0 Game: 14-15 93.3%

Purdue University 56 • 10-19/3-15

Table with columns: Player, FG, FGA, FT, FTA, Rebounds, PF, TP, A TO Bk Stl Min. Includes player stats for Purdue and totals.

FG % 1st Half: 11.27 40.3% 2nd half: 10.21 47.6% Game: 21-48 43.8% 3FG % 1st Half: 0.3 0.0% 2nd half: 0.0 0.0% Game: 0-5 0.0% FT % 1st Half: 6.8 85.7% 2nd half: 8.12 66.7% Game: 14-20 70.0%

Officials: Lisa Mattingly, Cameron Inouye, Frank Steratore Technical fouls: Michigan State-None, Purdue University-None. Attendance: 7030

Score by periods table for Michigan State vs Purdue University

Last FG - MSU 2nd-00-11; PUR 2nd-01-16 Largest lead - MSU by 9-1st-02-03; PUR by 2-1st-18-36; MSU led for 33:25; PUR led for 02:36; Game was tied for 03:52

Michigan State 69 • 16-14, 7-11

Table with columns: Player, FG, FGA, FT, FTA, Rebounds, PF, TP, A TO Bk Stl Min. Includes player stats for Michigan State and totals.

FG % 1st Half: 16.21 59.3% 2nd half: 8.21 31.1% Game: 24-48 50.0% 3FG % 1st Half: 7.11 63.6% 2nd half: 2.9 22.2% Game: 9-20 45.0% FT % 1st Half: 8.7 87.5% 2nd half: 5-6 83.3% Game: 12-14 85.7%

Michigan 49 • 16-14, 8-10

Table with columns: Player, FG, FGA, FT, FTA, Rebounds, PF, TP, A TO Bk Stl Min. Includes player stats for Michigan and totals.

FG % 1st Half: 10.33 30.3% 2nd half: 9.37 24.3% Game: 19-70 27.1% 3FG % 1st Half: 0.12 10.7% 2nd half: 0.2 16.7% Game: 4-24 16.7% FT % 1st Half: 0.2 0.0% 2nd half: 7.10 70.0% Game: 7-12 58.3%

Officials: Bob Trammell, Jesse Dickerson, Gina Cross Technical fouls: Michigan State-None, Michigan-None. Attendance: 2015 Big Ten Women's Basketball Tournament Game #3

Score by periods table for Michigan State vs Michigan

Last FG - MSU 2nd-03-10; MICH 2nd-00-51 Largest lead - MSU by 26-1st-02-07; MICH None; MSU led for 39:30; MICH led for 00:00; Game was tied for 00:26

Points in half table for Michigan State vs Michigan

Score tied - 0 times. Lead changed - 0 times.



56



2014-15 Game-by-Game Results

31 Michigan State (16-15) 60
No. 4/3 Maryland (28-2) 70
March 6 - Sears Centre - Hoffman Estates, Ill.

MICHIGAN STATE 60 • 16-15, 7-11

#	Player	Pos	Total		3-Ptr		Rebounds			PF	TP	A	TO	Blk	Stl	Min
			FG	FGA	FG	FGA	FT	FTA	Off							
23	Powers, Aerial	f	6-24	2-8	12-14	5	5	10	3	26	3	6	2	1	34	
24	Gussert, Lexi	f	3-6	1-4	0-0	1	2	3	1	7	1	0	0	1	30	
52	Mills, Becca	f	0-3	0-1	0-0	1	4	5	4	0	0	3	0	0	30	
1	Jankoska, Tori	g	7-17	2-8	3-4	3	3	6	3	19	1	2	0	2	40	
14	Morrissey, Anna	g	0-2	0-2	2-2	0	2	2	3	2	3	2	0	0	25	
2	Miller, Cara	g	0-1	0-1	2-4	0	1	1	1	2	2	1	0	1	23	
55	Johnson, Kennedy	g	2-3	0-0	0-0	2	0	2	4	4	0	1	1	1	18	
Team						2	2	4		1						
Totals			18-56	5-24	19-24	14	19	33	19	60	10	16	3	6	200	

FG % 1st Half: 8-28 28.6% 2nd half: 10-28 35.7% Game: 18-56 32.1% Deadball Rebounds
3FG % 1st Half: 2-9 22.2% 2nd half: 3-15 20.0% Game: 5-24 20.8%
FT % 1st Half: 6-6 100.0 2nd half: 13-18 72.2% Game: 19-24 79.2%

MARYLAND 70 • 28-2, 18-0

#	Player	Pos	Total		3-Ptr		Rebounds			PF	TP	A	TO	Blk	Stl	Min
			FG	FGA	FG	FGA	FT	FTA	Off							
42	Bronna Jones	c	3-6	0-0	3-5	3	4	7	1	9	0	2	0	2	33	
5	Malina Howard	c	2-4	0-0	1-1	2	3	5	4	5	1	2	0	0	31	
1	Laurin Mincy	g	3-6	0-2	0-0	1	1	2	3	6	1	1	0	0	20	
32	S. Walker-Kimbrough	g	2-5	0-0	5-6	0	6	6	5	9	5	3	1	1	21	
4	Lexie Brown	g	9-16	1-5	8-9	0	4	4	1	27	2	2	0	7	35	
12	Kristen Conroy	g	3-6	0-1	0-1	1	2	3	0	6	1	1	0	0	28	
15	Chloe Pavlech	g	0-0	0-0	0-0	0	0	0	0	0	0	0	0	4		
2	Klara Leslie	g	0-0	0-0	0-0	0	0	0	0	0	0	1	0	0	4	
22	Tierney Pfirman	g	0-0	0-0	0-0	1	1	2	1	0	0	1	1	0	8	
3	Brene Mosseley	g	3-8	0-1	2-2	0	2	2	4	8	1	1	0	0	14	
33	Alexus Harrison	g	0-0	0-0	0-0	0	0	0	0	0	0	0	0	0	2	
Team						2	4	6								
Totals			25-51	1-9	19-24	10	27	37	19	70	11	14	2	10	200	

FG % 1st Half: 14-27 51.9% 2nd half: 11-24 45.8% Game: 25-51 49.0% Deadball Rebounds
3FG % 1st Half: 1-4 25.0% 2nd half: 0-5 0.0% Game: 3-9 33.3%
FT % 1st Half: 4-8 50.0% 2nd half: 15-16 93.8% Game: 19-24 79.2%

Officials: Laura Morris, Amy Sommer, Bob Enterline
Technical Fouls: MICHIGAN STATE-None. MARYLAND-None.
Attendance:

2015 Big Ten Women's Basketball Tournament
Game #7

Score by periods	1st	2nd	Total
MICHIGAN STATE	24	36	60
MARYLAND	33	37	70

	In	Off	2nd	Fast	Bench
Points	Paint	T/O	Chance	Break	
MSU	20	11	16	2	6
UMD	34	22	10	14	14

Last FG - MSU 2nd-00:30, UMD 2nd-04:19.
Largest lead - MSU None, UMD by 19 2nd-08:26.
MSU led for 00:30, UMD led for 39:27. Game was tied for 00:33.

Score tied - 0 times.
Lead changed - 0 times.



2014-15 Review





**HYPER
DUNK**
QUICK.
CREATIVE.
VERSATILE.



SPARTAN HISTORY





Big Ten Awards and Honors

All-Big Ten

As selected by the conference coaches and by the media since 1996

C - Coaches; M - Media; B - Consensus

1984-85	Julie Polakowski (HM - C) Kris Emerson (HM - C)
1985-86	Kris Emerson (2nd - C) Julie Polakowski (HM - C)
1986-87	Kris Emerson (2nd - C) Sue Tucker (HM - C)
1987-88	Kim Archer (HM - C) Carlotta Taylor (HM - C) Marybeth Williams (HM - C)
1988-89	Eileen Shea (HM - C) Cherie Swarouth (HM - C)
1989-90	Eileen Shea (2nd - C)
1990-91	Sheronda Mayo (2nd - C) Eileen Shea (2nd - C) Cherie Swarouth (2nd - C)
1991-92	Marlene Ferguson (2nd - C) Sheronda Mayo (HM - C)
1992-93	Kisha Kelley (HM - C) Christine Powers (HM - C)
1993-94	Kisha Kelley (2nd - C)
1994-95	Kisha Kelley (1st - C)
1995-96	Nicole Cushing (HM - B) Tamika Matlock (HM - B) Bella Engen (HM - M) Cheri Euler (HM - M) Jamie Wesley (HM - M)
1996-97	Paula Sanders (1st - C; 2nd - M) Tamika Matlock (2nd - C; 3rd - M) Nicole Cushing (3rd - M; HM - C)
1997-98	Maxann Reese (2nd - M; HM - C) Bella Engen (HM - B) Jamie Wesley (HM - B) Kristen Rasmussen (HM - M)
1998-99	Maxann Reese (1st - C; 2nd - M) Kristen Rasmussen (2nd - B) Becky Cummings (HM - M)
1999-00	Kristen Rasmussen (1st - B) Maxann Reese (1st - C; 2nd - M) Becky Cummings (2nd - M; HM - C)
2000-01	Julie Pagel (HM - B)
2001-02	Syreeta Bromfield (2nd - B)
2002-03	Syreeta Bromfield (2nd - C; 3rd - M) Lindsay Bowen (HM - B) Kristin Haynie (HM - C) Kelli Roehrig (HM - M) Liz Shimek (HM - M)
2003-04	Lindsay Bowen (2nd - C; HM - M) Liz Shimek (3rd - C; HM - M) Kristin Haynie (HM - B)
2004-05	Kristin Haynie (1st - C; 2nd - M) Lindsay Bowen (2nd - B) Liz Shimek (2nd - B) Kelli Roehrig (3rd - M; HM - C) Rene Haynes (HM - C)
2005-06	Liz Shimek (1st - B) Lindsay Bowen (2nd - B) Victoria Lucas-Perry (HM - B)
2006-07	Allyssa DeHaan (2nd - B) Victoria Lucas-Perry (2nd - B) Rene Haynes (2nd - C; 3rd - M)

2007-08	Aisha Jefferson (HM - B) Allyssa DeHaan (1st - M; 2nd - C) Kalisha Keane (HM - C) Brittney Thomas (HM - M)
2008-09	Allyssa DeHaan (2nd - B) Aisha Jefferson (HM - B) Kalisha Keane (HM - C) Lykendra Johnson (HM - M) Brittney Thomas (HM - M)
2009-10	Allyssa DeHaan (2nd - C) Lykendra Johnson (3rd - C; HM - M) Kalisha Keane (3rd - C; HM - M) Brittney Thomas (HM - C)
2010-11	Kalisha Keane (1st - B) Lykendra Johnson (1st - M; 2nd - C) Brittney Thomas (HM - B)
2011-12	Lykendra Johnson (2nd - M; 3rd - C) Porsche Poole (2nd - C; 3rd - M)
2012-13	Klarissa Bell (3rd - C; HM - M) Kiana Johnson (HM - M) Jasmine Thomas (HM - M)
2013-14	Aerial Powers (1st - B) Kalisha Bell (HM - B) Tori Jankoska (HM - B) Becca Mills (HM - B)
2014-15	Annalise Pickrel (2nd - C; HM - M) Aerial Powers (1st - B) Tori Jankoska (2nd - B)

Big Ten Player of the Year

2010-11	Kalisha Keane
---------	---------------

Big Ten Defensive Player of the Year

2009-10	Allyssa DeHaan
2010-11	Lykendra Johnson

Big Ten Sixth Player of the Year

2009-10	Kalisha Keane
---------	---------------

Big Ten Freshman of the Year

1995-96	Nicole Cushing
2002-03	Lindsay Bowen (Media) Liz Shimek (Coaches)
2006-07	Allyssa DeHaan (Consensus)

Big Ten All-Freshman Team

1996-97	Maxann Reese
1999-00	Vnemina Reese
2001-02	Kristin Haynie
2002-03	Lindsay Bowen Liz Shimek
2003-04	Rene Haynes
2005-06	Aisha Jefferson
2006-07	Allyssa DeHaan
2007-08	Kalisha Keane Brittney Thomas
2008-09	Lykendra Johnson
2011-12	Kiana Johnson
2013-14	Aerial Powers

Big Ten All-Defensive Team

2006-07	Allyssa DeHaan Rene Haynes
2007-08	Allyssa DeHaan
2008-09	Allyssa DeHaan
2009-10	Allyssa DeHaan
2010-11	Lykendra Johnson
2013-14	Klarissa Bell
2014-15	Aerial Powers

Big Ten Coach of the Year

1987-88	Karen Langeland
2004-05	Joanne P. McCallie
2010-11	Suzy Merchant

Big Ten Medal of Honor

Awarded to a male and female at each conference school for proficiency in scholarship and athletics.

1982-83	Karen Wells
1984-85	Kelly Belanger
1985-86	Julie Polakowski
1989-90	Eileen Shea
2005-06	Liz Shimek
2009-10	Allyssa DeHaan

Big Ten Sportsmanship Award

Awarded to a male and female at each conference school for distinguishing themselves through sportsmanship and ethical behavior.

2009-10	Lauren Aitch
---------	--------------

Big Ten Distinguished Scholar

2008-09	Mandy Piechowski
2009-10	Taylor Alton Mandy Piechowski
2010-11	Kelsey Smith
2012-13	Becca Mills
2013-14	Cara Miller Becca Mills
2014-15	Jasmine Hines Cara Miller

Academic All-Big Ten

1985-86	Kelly Belanger Julie Polakowski
1987-88	Sue Forsyth
1988-89	Sue Forsyth Eileen Shea
1989-90	Eileen Shea
1990-91	Eileen Shea Marie Williams
1991-92	Debbie Stevens Marie Williams
1992-93	Becky McMaster Christine Powers Debbie Stevens
1993-94	Becky McMaster Christine Powers
1994-95	Christine Powers Tanya Place Christine Powers

Spartan History





Big Ten Awards and Honors

1995-96	Bella Engen	2012-13
1996-97	Pernille Dalgaard	
	Bella Engen	
1997-98	Pernille Dalgaard	
	Bella Engen	
	Whitney Winberg	
1998-99	Becky Cummings	
	Pernille Dalgaard	2013-14
	Christie Pung	
1999-00	Christie Pung	
	Abby Salscheider	
2000-01	Jennifer Callier	
	Becky Cummings	
	Christie Pung	2014-15
	Maria Recker	
2001-02	Abby Salscheider	
	Maria Recker	
2002-03	Abby Salscheider	
	Jennifer Callier	
	Kristin Haynie	
	Kelli Roehrig	
2003-04	Lindsay Bowen	
	Kristin Haynie	
	Candice Jackson	
	Kelli Roehrig	2006
	Liz Shimek	2007
2004-05	Lindsay Bowen	2013
	Katrina Grantham	
	Kristin Haynie	
	Victoria Lucas-Perry	
	Kelli Roehrig	
	Liz Shimek	
2005-06	Lindsay Bowen	
	Maggie Dwyer	
	Katrina Grantham	
	Laura Hall	
	Victoria Lucas-Perry	
	Liz Shimek	1996-97
2006-07	Katrina Grantham	
	Laura Hall	1997-98
	Victoria Lucas-Perry	
2007-08	Allyssa DeHaan	1998-99
	Mia Johnson	1999-2000
	Mandy Piechowski	2000-01
	Alisa Wulff	2002-03
2008-09	Allyssa DeHaan	2004-05
	Mia Johnson	
	Mandy Piechowski	
	Brittney Thomas	
	Taja Wilson	2005-06
2009-10	Lauren Aitch	
	Taylor Alton	
	Allyssa DeHaan	
	Mandy Piechowski	2006-07
	Brittney Thomas	
	Taja Wilson	2007-08
2010-11	Taylor Alton	
	Tracy Nogle	
	Kelsey Smith	2008-09
	Brittney Thomas	2009-10
	Jasmine Thomas	
2011-12	Taylor Alton	2010-11
	Klarissa Bell	
	Tracy Nogle	

Klarissa Bell	2011-12	Porsche Poole (Jan. 31)
Jasmine Hines	2014-15	Tori Jankoska (Feb. 2)
Becca Mills		
Anna Morrissey		Big Ten Freshman of the Week
Tracy Nogle		
Courtney Schifauer		Becca Mills (Nov. 14)
Jasmine Thomas	2013-14	Aerial Powers (Nov. 19)
Klarissa Bell		Aerial Powers (Dec. 16)
Jasmine Hines		Aerial Powers (Jan. 13)
Cara Miller		Aerial Powers (Feb. 3)
Becca Mills		Tori Jankoska (Feb. 25)
Anna Morrissey		
Madison Williams		Big Ten All-Star Team
Jasmine Hines	1992	Chris Powers
Tori Jankoska	1993	Marla Smith
Cara Miller	1994	Zareth Gray
Becca Mills		Karen Langeland (Coach)
Madison Williams	1995	Paula Sanders
	1996	Cheri Euler
		Jamie Wesley
		Karen Langeland (Coach)
	1997	Kristen Rasmussen
	1998	Becky Cummings
	1999	Abby Salscheider
	2000	Vnemina Reese
	2001	Maria Recker
		Jennifer Callier
	2002	Julie Pagel
	2004	Lindsay Bowen
	2005	Victoria Lucas-Perry
		Katrina Grantham
	2006	Rene Haynes

Big Ten All-Tournament Team

1982	Brenda Jezowski
1997	Paula Sanders
2005	Kristin Haynie (MOP)
	Kelli Roehrig
2006	Liz Shimek
2007	Allyssa DeHaan
2013	Jasmine Thomas

Big Ten Player of the Week

1983-84	Mary Kay McNaill (Jan. 30)
1985-86	Kris Emerson (Feb. 4)
1986-87	Kris Emerson (Feb. 2)
1987-88	Kim Archer (Jan. 11)
1992-93	Kisha Kelley (Feb. 15)
1994-95	Kisha Kelley (Dec. 12)
	Kisha Kelley (Feb. 13)
1996-97	Paula Sanders (Dec. 23)
	Nicole Cushing (Jan. 6)
1997-98	Maxann Reese (Dec. 15)
	Maxann Reese (Feb. 2)
	Maxann Reese (Dec. 14)
1998-99	Becky Cummings (Jan. 24)
1999-2000	Julie Pagel (Jan. 8)
2000-01	Syreeta Bromfield (Dec. 9)
2002-03	Lindsay Bowen (Dec. 6)
2004-05	Kristin Haynie (Dec. 27)
	Liz Shimek (Jan. 24)
	Rene Haynes (Feb. 14)
2005-06	Liz Shimek (Nov. 21)
	Liz Shimek (Dec. 5)
	Liz Shimek (Dec. 12)
	Liz Shimek (Jan. 9)
2006-07	Allyssa DeHaan (Dec. 3)
	Allyssa DeHaan (Feb. 18)
2007-08	Allyssa DeHaan (Dec. 3)
	Allyssa DeHaan (Dec. 10)
	Allyssa DeHaan (Feb. 18)
2008-09	Allyssa DeHaan (Feb. 17)
2009-10	Allyssa DeHaan (Dec. 14)
	Allyssa DeHaan (Feb. 1)
2010-11	Lykendra Johnson (Dec. 6)
	Lykendra Johnson (Jan. 25)
	Lykendra Johnson (Feb. 14)
	Kalisha Keane (Feb. 21)



Lauren Aitch



Kalisha Keane



Hall of Fame

Mary Kay Itnyre
Women's Basketball (1977-80)
Class of 2015

After beginning her playing career at Arizona State, Mary Kay Itnyre transferred to Michigan State and became a dominant player for Coach Karen Langeland, setting 19 Spartan single-season and career records. The 6-foot, center/forward became only the second 1,000-point scorer in program history. She closed out her career as MSU's all-time leader in scoring (1,189 points), scoring average (14.9 points per game), rebounds (821), rebounding average (10.3 rpg.) and double-doubles (43). Itnyre, who scored in double figures in 63 of 80 career games, led the team in scoring for three-straight seasons from 1977-80. She posted 27 career 20-point games.

The Detroit, Michigan, native burst onto the scene as a sophomore in 1977-78, leading the Spartans in scoring (career-best 17.1 points per game), rebounding (career-high 11.3 per game) and field-goal percentage (career-best .511) en route to a 21-7 record. Itnyre reached double figures in scoring in 22 of 28 games, including 11 20-point games. Her top single-game performance came against Grand Valley State, with a career-high 30 points and a season-best 18 rebounds. She recorded a career-best 19 double-doubles that season.

As a junior in 1978-79, Itnyre averaged 14.2 points and 10.3 rebounds, as the Spartans took second in the Big Ten Championship. She netted double figures in 20 of 26 games, including six 20-point outings. Itnyre tallied a season-high 28 points at Northwestern. She grabbed 20-plus rebounds in three games, including a career-best 23 boards against Central Michigan. Itnyre totaled 13 double-doubles.

She averaged 13.2 points and 9.0 rebounds as a senior in 1979-80. Itnyre scored in double figures in 21 of 26 games, including five 20-point efforts, and produced 11 double-doubles. She was selected All-Region, AIAW First-Team All-State and team MVP in 1979-80. In addition, Itnyre was named CoSIDA Academic All-American (third team).

Itnyre still ranks among MSU's career leaders in double-doubles (first), rebounding average (second at 10.3 rpg.), free-throw percentage (third at .823), scoring average (tied for fourth at 14.9 ppg.), rebounds (eighth), free throws (11th with 261 made), field-goal percentage (12th at .485), scoring (14th) and field goals (14th with 464 made).



Diane Spoelstra
Women's Basketball/Softball/Volleyball (1975-78)
Class of 2012

Diane Spoelstra became a rare three-sport athlete at Michigan State, earning starting positions in volleyball, women's basketball and softball from 1975-78. According to athletic communications' records, Spoelstra is one of only two women to compete in three different sports at MSU, joining Shirley Cook (1955-58: field hockey, basketball and track). She is the most recent former women's basketball player to be inducted into the MSU Athletics Hall of Fame, in a ceremony on Sept. 20, 2012.

The 5-foot-10 Spoelstra was a two-year starter in basketball from 1976-78 for Coach Karen Langeland, who helped Michigan State to a combined record of 44-13 including back-to-back 20-win seasons. As a junior, she averaged 11.7 points, 6.1 rebounds and 1.4 assists while connecting on 47 percent of her shots from the floor, as the Spartans won the Midwest Association of Intercollegiate Athletics for Women (MAIAW) Championship and qualified for the AIAW Tournament. Spoelstra scored a career-high 28 points against Ohio State in the 1977 Big Ten Tournament.

As a senior, Spoelstra contributed 7.8 points, 3.4 rebounds and 1.5 assists per game.

She started 45 of 51 career games for Coach Langeland, averaging 9.8 points, 4.8 rebounds and 1.5 assists. For her career, Spoelstra shot 44 percent from the field and 70-percent from the free-throw line.

Spoelstra began her playing career at Calvin College in Grand Rapids, Mich., before transferring to Michigan State.





Hall of Fame / All-Americans

Kisha (Kelley) Simpson
Women's Basketball (1991-95)
Class of 2011

A four-year letterwinner for Michigan State, Kisha (Kelley) Simpson (1991-95) became the first Spartan women's basketball player inducted into the Michigan State Athletics Hall of Fame, in a ceremony on Sept. 22, 2011.

She finished her illustrious career as MSU's all-time leading scorer and became the first All-American in Spartan women's basketball history. Kelley, now third on the Spartan career points list, completed her four seasons with 1,668 points. Her 15.2 career points per game average is tied for first all-time at MSU, while she is also currently second with 360 free throws made, sixth with 201 career steals and eighth with 701 career rebounds.

As a senior, Kelley earned honorable mention Kodak/WBCA All-America honors and was the first Spartan to be named first-team All-Big Ten. That season, she broke the MSU single-season scoring mark for the second-straight season with 529 points, topping her junior total of 513. The two totals currently rank sixth and seventh, respectively, as Kelley is one of only two MSU players to score at least 500 points in two separate seasons.

A three-time All-Big Ten selection and team Most Valuable Player, Kelley led Michigan State in scoring her last three seasons, in addition to pacing the Spartans in rebounds and steals as a junior and senior. Earning second-team All-Big Ten honors as a junior, she set career highs with 19.0 points and 8.8 rebounds per game. Also during that season, Kelley set the current MSU single-game record with 15 made field goals against Northwestern, en route to a career-high 31 points.



Kisha Kelley
1994-95 Kodak/WBCA Honorable Mention

Kelley, who stands third on the Spartan career scoring list, saved the best season in her career for last, as she poured in a career-high 529 points in 28 games. She scored over 500 points for the second-straight season, one of only two ever to accomplish the feat at MSU. She was named an honorable mention Kodak/WBCA All-American in 1994-95. Her 18.9 scoring average still ranks in the top-5 in school history. She also averaged 5.9 rebounds and added 71 assists during the season, helping the Spartans to a 16-12 record and a surprising run to the Big Ten Championship game.



Lindsay Bowen
2004-05 Kodak/WBCA & Associated Press Honorable Mention

Bowen earned consensus honorable mention All-America honors her junior year, as the shooting guard enjoyed her finest season in the Green and White. A feared outside shooter, Bowen hit a school-record 83 3-pointers during the Spartans' run to the national championship game and a Big Ten Championship. She hit 43 percent of her treys and finished second on the team with a 13.8 points per game average. She added 103 steals and hit 81.7 percent of her free throws, helping her to second-team All-Big Ten honors. Bowen hit six 3-pointers and had 33 points, the sixth-highest total in school history, against TCU.



Kristin Haynie
2004-05 Kodak/WBCA & Associated Press Honorable Mention

Haynie earned consensus honorable mention All-America honors as a senior for the Spartans. A gritty point guard, Haynie was the heart of the Big Ten Championship and national championship game squad. She was third on the team with a 10.8 points per game average, but she set a school-record with 117 steals and finished second in Spartan history with 189 assists. She earned Kansas City Regional and Big Ten Tournament Most Outstanding Player honors during the season, also surpassing 1,000 career points. After the season, she was drafted ninth in the WNBA Draft by the Sacramento Monarchs, helping the Monarchs to the WNBA title in her rookie season.

Spartan History





All-Americans



Spartan History



Liz Shimek

2004-05 Kodak/WBCA & Associated Press Honorable Mention

2005-06 Kodak/WBCA & Associated Press Honorable Mention

Shimek earned back-to-back consensus honorable mention All-America honors during her junior and senior campaigns. As a junior, she helped the team to a national championship game appearance and a Big Ten Championship. She led the team with a 14.8 points per game average and also pulled in 9.1 rebounds per contest. Shimek followed that with a school-record setting performance in 2005-06, as she scored 597 points, averaged 17.6 points and helped the Spartans reach the Sweet 16. She became just the sixth Spartan to earn All-Big Ten First-Team honors and was an All-Senior All-American, Kodak/WBCA All-Region 6 First Team selection and CoSIDA First-Team Academic All-American.



Allyssa DeHaan

2009-10 Associated Press Honorable Mention

DeHaan became the fifth Spartan All-American after her senior season, earning honorable mention recognition from The Associated Press. A four-time All-Big Ten selection, she earned second team honors as a senior for the third time. DeHaan also was the first MSU player to be named Big Ten Defensive Player of the Year and was the first Big Ten player to be a four-time selection to the conference's all-defensive team. During that season, she broke the NCAA Division I blocked shots record and ended her career second all-time with 503. For her career, DeHaan is fourth all-time at MSU with 1,649 points and 919 rebounds, becoming only one of three Spartans to rank in the top-five in both categories. Overall in 2009-10, she led MSU with 10.6 points and 3.1 blocks, and was second with 5.8 rebounds.



Kalisha Keane

2010-11 WBCA & Associated Press Honorable Mention

Keane became the sixth Spartan All-American after her senior season, earning honorable mention recognition from The Associated Press and the WBCA. Keane became the first Spartan to be named Big Ten Player of the Year, leading MSU to the program's first outright Big Ten title in 2011. She was also a first-team All-Big Ten selection, after leading MSU with 16.1 points and a Big Ten-best 2.4 steals, finishing second with 2.3 assists and third with 5.0 rebounds. Keane finished her career as one of seven players in Big Ten history (and only Spartan) to record at least 1,500 points, 600 rebounds, 300 assists and 250 steals.



Aerial Powers

2014-15 WBCA & Associated Press Honorable Mention

After a record-breaking 2014-15 season, Powers became the seventh Spartan All-American after a stellar sophomore campaign, earning honorable mention recognition from The Associated Press and the WBCA. Powers broke several single-season records, including the single-season scoring (678) and rebound (365) records, passing Liz Shimek for both records. Powers also passed Becky Cummings for the single-season free throw record (170) as well. She had 24 double-doubles as sophomore, which was first in the Big Ten and tied for second in the NCAA. She was also second in the Big Ten and fifth in the NCAA in defensive rebounds (9.0). Powers was named first-team All-Big Ten as well as being named to the Big Ten All-Defensive team.





Awards and Honors

**Associated Press
Coach of the Year**

2004-05 Joanne P. McCallie

**Basketball Times
Coach of the Year**

2004-05 Joanne P. McCallie

**WBCA District IV
Coach of the Year**

1990-91 Karen Langeland

Wooden Award Finalist

2004-05 Lindsay Bowen

Kodak/WBCA All-Region

1977-78 Mary Kay Itnyre
1994-95 Kisha Kelley
2004-05 Liz Shimek
2005-06 Liz Shimek
2010-11 Kalisha Keane
2014-15 Aerial Powers

**National Scouting Service
Association All-Region V**

1979-80 Nanette Gibson
Mary Kay Itnyre

**Women's Varsity Sports
Magazine Freshman All-
American**

1983-84 Kris Emerson (2nd Team)
Kim Archer (3rd Team)

**Womenscollegehoops.com
Freshman All-American**

2002-03 Lindsay Bowen (2nd Team)
Liz Shimek (3rd Team)

**GBallMag.com
Young All-America Team**

2006-07 Allyssa DeHaan
2007-08 Kalisha Keane

**WBCA National
Player of the Month**

2005-06 Liz Shimek (Dec.)

**CoSIDA Academic All-
America**

1979-80 Mary Kay Itnyre (3rd Team)
Deb Traxinger (3rd Team)
1980-81 Deb Traxinger (2nd Team)
1981-82 Deb Traxinger (1st Team)
1983-84 Kelly Belanger (HM)
1984-85 Kelly Belanger (1st Team)
1985-86 Julie Polakowski (2nd Team)
1990-91 Eileen Shea (3rd Team)
2004-05 Liz Shimek (3rd Team)
2005-06 Liz Shimek (1st Team)

**CoSIDA Academic All-
District IV**

1980-81 Deb Traxinger
1984-85 Kelly Belanger
Julie Polakowski
Julie Polakowski
1985-86 Sue Forsyth
1988-89 Eileen Shea
Eileen Shea
1989-90 Eileen Shea
1990-91 Eileen Shea
1997-98 Bella Engen
1999-00 Becky Cummings
2003-04 Liz Shimek (2nd Team)
2004-05 Liz Shimek (1st Team)
Lindsay Bowen (2nd Team)
2005-06 Liz Shimek (1st Team)
Lindsay Bowen (2nd Team)
2006-07 Victoria Lucas-Perry (2nd Team)
2007-08 Allyssa DeHaan (3rd Team)
2008-09 Allyssa DeHaan (2nd Team)

**U.S. Olympic Sports
Festival Team**

1989 Eileen Shea (North/gold medal)
1990 Annette Babers (North/bronze medal)
Sheronda Mayo (North-Alternate)

AIAW All-State

1978-79 Nanette Gibson (1st Team)
Mary Kay Itnyre (HM)
1979-80 Mary Kay Itnyre (1st Team)
1980-81 Jackie Carter (1st Team)
Nanette Gibson (1st Team)
Deb Traxinger (1st Team)
Brenda Jezowski (HM)

**NCAA Final Four
All-Tournament Team**

2004-05 Lindsay Bowen
Kristin Haynie

**NCAA Regional
All-Tournament Team**

2004-05 Kristin Haynie (MOP)
Liz Shimek
2008-09 Allyssa DeHaan

All-WNIT Team

2002 Vnemina Reese
2008 Allyssa DeHaan
Kalisha Keane

**George Alderton Female
Athlete of the Year Award**

*Presented annually to Michigan
State's top female athlete.*

2004-05 Kristin Haynie
2005-06 Liz Shimek

Chester Brewer Award

*Presented to a graduating senior for
athletic and academic achievement and
for possessing a high degree of character,
leadership and personality.*

1990-91 Eileen Shea
1996-97 Tamika Matlock
2004-05 Kristin Haynie

**Nell Jackson Outstanding
Alumna Award**

*Presented to a graduate of at least
five years based on collegiate athletic
accomplishments and professional
achievements.*

1988-89 Kathy DeBoer ('78)
1992-93 Leanna Bordner ('77)

MSU Sportswoman

*Formerly presented to the student-athlete
who best combined athletic and academic
achievement and generated respect for
women's athletics.*

1981-82 Deb Traxinger
1985-86 Julie Polakowski
1987-88 Kim Archer
1990-91 Eileen Shea

**MSU Freshman
Athlete of the Year**

*Formerly presented to the female athlete
who best combined academics and
athletics in her first year of competition.*

1982-83 Mary Kay McNall
1989-90 Sheronda Mayo

**Gwen Norrell
Hall of Fame Award**

*Formerly presented to the graduating
senior with the highest cumulative grade
point average.*

1985-86 Kelly Belanger, 3.8
1988-89 Sue Forsyth, 3.7

**Athletic Council Team
Academic Award**

*Formerly presented to the varsity team with
the highest overall grade point average.*

1983-84 3.00 GPA
1984-85 3.05 GPA

D.J. Parker Award

*Formerly presented to a non-athlete who
provided leadership, teaching, coaching
and/or development of women athletes.*

1990-91 Karen Langeland

Spartan History





Team Awards

Spartan History



Most Valuable Player

1977-78	Kathy DeBoer
1978-79	Lorraine Hyman
1979-80	Mary Kay Itnyre
1980-81	Nanette Gibson
1981-82	Lil Preston, Deb Traxinger
1982-83	Lil Preston
1983-84	Mary Kay McNall
1984-85	Brenda Jezowski
1985-86	Kris Emerson
1986-87	Kris Emerson
1987-88	Kim Archer
1988-89	Eileen Shea
1989-90	Eileen Shea
1990-91	Sheronda Mayo
1991-92	Marie Williams
1992-93	Kisha Kelley
1993-94	Kisha Kelley
1994-95	Kisha Kelley
1995-96	Tamika Matlock
1996-97	Tamika Matlock, Paula Sanders
1997-98	Bella Engen
1998-99	Maxann Reese
1999-00	Kristen Rasmussen
2000-01	Julie Pagel
2001-02	Syreetta Bromfield
2002-03	Syreetta Bromfield
2003-04	Lindsay Bowen
2004-05	Kristin Haynie
2005-06	Liz Shimek
2006-07	Victoria Lucas-Perry
2007-08	Allyssa DeHaan, Kalisha Keane
2008-09	Mia Johnson
2009-10	Allyssa DeHaan, Aisha Jefferson
2010-11	Kalisha Keane
2011-12	Lykendra Johnson, Porsche Poole
2012-13	Jasmine Thomas
2013-14	Annalise Pickrel, Aerial Powers
2014-15	Aerial Powers

Most Improved Player

Sponsored by the Fastbreak Club

1989-90	Sheronda Mayo
1990-91	Dana Walker
1991-92	Janel Tilghman
1992-93	Dianne Hall
1993-94	Cheri Euler
1994-95	Zareth Gray
1995-96	Akilah Collier
1996-97	Kristen Rasmussen
1997-98	Erin Skelly
1998-99	Donita Johnson
1999-00	Abby Salscheider
2000-01	Erin Skelly
2001-02	Jennifer Callier
2002-03	Kristin Haynie
2003-04	Victoria Lucas-Perry
2004-05	Laura Hall
2005-06	Aisha Jefferson
2006-07	Award Not Presented
2007-08	Mandy Piechowski
2008-09	Cetera Washington
2009-10	Brittney Thomas

2010-11	Taylor Alton
2011-12	Klarissa Bell
2012-13	Annalise Pickrel
2013-14	Becca Mills
2014-15	Anna Morrissey

Best Defensive Player

Sponsored by the Fastbreak Club

1989-90	Carlotta Taylor
1990-91	Marie Williams
1991-92	Marie Williams
1992-93	Prudence Evans
1993-94	Danika Kelley
1994-95	Award Not Presented
1995-96	Cheri Euler
1996-97	Cheri Euler
1997-98	Jamie Wesley
1998-99	Donita Johnson
1999-00	Maxann Reese
2000-01	Donita Johnson
2001-02	Vnemina Reese
2002-03	Syreetta Bromfield
2003-04	Rene Haynes
2004-05	Rene Haynes
2005-06	Rene Haynes
2006-07	Rene Haynes
2007-08	Brittney Thomas
2008-09	Lykendra Johnson
2009-10	Lykendra Johnson, Brittney Thomas
2010-11	Lykendra Johnson
2011-12	Jasmine Thomas
2012-13	Klarissa Bell
2013-14	Klarissa Bell
2014-15	Tori Jankoska

Spartan Hustle Award

1979-80	Gale Valley
1980-81	Kath Edsall
1981-82	Kath Edsall
1982-83	Chris Daugherty
1983-84	Mary Tucker
1984-85	Mary Tucker
1985-86	Tina Merriweather
1986-87	Letitia Plummer
1987-88	Kim Cook
1988-89	Jan Herberholz
1989-90	Carlotta Taylor
1990-91	Debbie Stevens
1991-92	Marla Smith
1992-93	Marla Smith
1993-94	Marla Smith
1994-95	Marla Smith
1995-2007	Award Not Presented
2007-08	Taja Wilson
2008-09	Cetera Washington
2009-10	Cetera Washington
2010-11	Cetera Washington
2011-12	Courtney Schiffauer
2012-13	Courtney Schiffauer
2013-14	Annalise Pickrel, Aerial Powers
2014-15	Cara Miller

Sixth Player

2000-01	Jennifer Callier
2001-02	Kelli Roehrig

2002-03	Spartan Fans/Jill Mason
2003-04	Julie Pagel
2004-05	Rene Haynes
2005-06	Courtney Davidson
2006-07	Courtney Davidson
2007-08	Lauren Aitch
2008-09	Lauren Aitch
2009-10	Kalisha Keane
2010-11	Porsche Poole
2011-12	Becca Mills
2012-13	Annalise Pickrel
2013-14	Jasmine Hines
2014-15	Award Not Presented

Pat Canning Coaches Award

2000-01	Maria Recker
2001-02	Julie Pagel
2002-03	Candice Jackson
2003-04	Katrina Grantham
2004-05	Victoria Lucas-Perry
2005-06	Maggie Dwyer
2006-07	Award Not Presented
2007-08	Jasmine Holmes
2008-09	Aisha Jefferson
2009-10	Tracy Nogle
2010-11	Taylor Alton
2011-12	Madison Williams
2012-13	Tracy Nogle
2013-14	Brannndais Agee
2014-15	Becca Mills

Kim Archer Character Award

2000-01	Abby Alzheimer
2001-02	Abby Salscheider
2002-03	Liz Shimek
2003-04	Liz Shimek
2004-05	Victoria Lucas-Perry
2005-06	Liz Shimek
2006-07	Victoria Lucas-Perry
2007-08	Alisa Wulff
2008-09	Taylor Alton
2009-10	Lauren Aitch
2010-11	Annalise Pickrel
2011-12	Tracy Nogle
2012-13	Madison Williams
2013-14	Anna Morrissey
2014-15	Kelsey Kuipers

Spartan Scholar-Athlete Award

2010-11	Kelsey Smith
2011-12	Tracy Nogle
2012-13	Cara Miller
2013-14	Cara Miller
2014-15	Cara Miller

Best Rebounder Award

2012-13	Courtney Schiffauer
2013-14	Aerial Powers
2014-15	Aerial Powers

Playmaker Award

2012-13	Kiana Johnson
2013-14	Tori Jankoska
2014-15	Tori Jankoska



All-Time Letterwinners

A

Lauren Aitch	2006, 08, 09, 10
Brandndais Agee	2014
Taylor Alton	2009, 10, 11, 12
Andrea Anthony	1985, 86
Kim Archer	1984, 85, 87, 88



Kim Archer

B

Anette Babers	1992
Myisha Bannister	2004, 05, 06, 07
Kelly Belanger	1983, 84, 85
Klarissa Bell	2011, 12, 13, 14
Jill Blazek	1999, 00
Leanna Bordner	1975
Lindsay Bowen	2003, 04, 05, 06
Syreeta Bromfield	2002, 03
Dawn Bryant	1978
Connie Bunch	1974
Alana Burns	1994, 95, 96

C

Jennifer Callier	2000, 01, 02, 03
Jackie Carter	1980, 81, 82, 83
Shelly Chapman	1981
Akilah Collier	1994, 95, 96, 97
Sue Conlin	1975, 76, 77
Becky Cummings	1998, 99, 00, 01
Kamilah Cunningham	1996
Nicole Cushing	1996, 97

D

Pernille Dalgaard	1996, 97, 98, 99
Chris Daugherty	1982, 83
Courtney Davidson	2005, 06, 07, 08
Bryonna Davis	2011, 12
Nikki Davis	1998, 00
Kathy DeBoer	1977, 78
Allyssa DeHaan	2007, 08, 09, 10
Dawn DeYoung	1987, 88, 89
Danielle Doneth	2005
Maggie Dwyer	2005, 06

E

Kath Edsall	1981, 82
Kris Emerson	1984, 85, 86, 87

Bella Engen	1995, 96, 97, 98
Kathleen Eritano	1976, 77
Karen Escott	1976
Cheri Euler	1994, 95, 96, 97
Prudence Evans	1990, 91, 92, 93

F

Jacquiline Ferguson	1976
Marline Ferguson	1991, 92
Sue Forsyth	1987, 88, 89
Takeya Fortner	2007, 08
Annette Fowler	1980

G

Nanette Gibson	1979, 80, 81
Becky Glass	1982, 83, 84, 85
Regina Goldschmidt	1976
Lexi Gussert	2015
Katrina Grantham	2004, 05, 06, 07
Zareth Gray	1993, 94, 95, 96
Ronna Greenberg	1984, 85, 86

H

Dianne Hall	1991, 92, 93
Laura Hall	2005, 06, 07
Nancy Hannenberg	1979, 80
Mariah Harris	2013, 14
Vicky Harrison	1987
Rene Haynes	2004, 05, 06, 07
Kristin Haynie	2002, 03, 04, 05
Jan Herberholz	1989
Jasmine Hines	2012, 13, 14
Jasmine Holmes	2010, 11
Carol Hutchins	1976, 77, 78, 79
Tricia Hyland	1984, 85, 86
Lori Hyman	1976, 77, 78, 79



Dianne Hall

I

Mary Kay Itnyre	1978, 79, 80
-----------------	--------------

J

Candice Jackson	2001, 02, 04
Tori Jankoska	2014, 15
Aisha Jefferson	2006, 07, 09, 10
Brenda Jezowski	1981, 82, 83, 85
Donita Johnson	1998, 99, 00, 01
Kennedy Johnson	2015

Kiana Johnson	2012, 13, 14
Lykendra Johnson	2009, 10, 11, 12
Mia Johnson	2007, 08, 09
Mariann Jones	1979

K

Kalisha Keane	2008, 09, 10, 11
Danika Kelley	1994, 95
Kisha Kelley	1992, 93, 94, 95
Carmen King	1975, 76, 77, 78
Margaret Kolka	1974

L

Cynthia Lyons	1987, 88, 89
Victoria Lucas-Perry	2004, 05, 06, 07

M

Mariann Mankowski	1976, 77, 78
Tamika Matlock	1996, 97
Sheronda Mayo	1990, 91, 92, 93
Sue McColgan	1982
Patrice McKinney	2004
Becky McMaster	1991, 92, 93, 94
Mary Kay McNall	1983, 84
Tina Merriweather	1986
Carl Meyers	1980, 82, 83



Sheronda Mayo

Cara Miller	2013, 14, 15
Becca Mills	2012, 13, 14, 15
Anna Morrissey	2012, 13, 14, 15
Linda Mossner	1980

N

Kendra Nelson	1994
Mary Newton	1976
Tracy Nogle	2010, 11, 12, 13

O

Megan Osmer	2003
Tara Overaitis	1996
Shelly Owens	1975

P

Julie Pagel	2001, 02, 03, 04
Gail Peacock	1975
Sue Pearsall	1984, 85, 86, 87

Spartan History





All-Time Letterwinners

Connie Peterson 1992, 93
 Judi Peterson 1976
 Annalise Pickrel 2011, 12, 13, 14
 Mandy Piechowski 2007, 08, 09, 10
 Diane Phillips 1975
 Tanya Place 1992, 93, 94, 95
 Letitia Plummer 1987
 Jenny Poff 2006
 Julie Polakowski 1983, 84, 85, 86
 Porsche Poole 2009, 10, 11, 12
 Aerial Powers 2014, 15
 Chris Powers 1992, 93, 94, 95
 Lillian Preston 1981, 82, 83
 Jill Prudden 1975, 76, 77, 78
 Christie Pung 1998, 99, 00, 01

Liz Shimek 2003, 04, 05, 06
 Erin Skelly 1998, 99, 00, 01
 Melanie Small 2005
 Kelsey Smith 2011
 Marla Smith 1992, 93, 94, 95
 Anne Sober 1977, 78, 79



Carlotta Taylor



Kelli Roehrig

Joey Spano 1974
 Diane Spoelstra 1977, 78
 Debbie Stevens 1991, 92, 93
 Linda Stoick 1975
 Kathy Strahan 1976
 Cherie Swarhout 1988, 89, 90, 91

Marie Williams 1989, 90, 91, 92
 Marybeth Williams 1987
 Taraisa Wills 1988, 89, 90
 Claudia Wilson 1988, 89, 90
 Taja Wilson 2008, 10
 Whitney Winberg 1997, 98, 99, 00
 Judith Wordelman 1976
 Alisa Wulff 2006, 07, 08

Z

Laurie Zoodsma 1977



Christine Powers

R

Kristen Rasmussen 1997, 98, 99, 00
 Maria Recker 2000, 01, 02, 03
 Maxann Reese 1997, 98, 99, 00
 Vnemina Reese 2000, 01, 02
 Pam Rendine 1978
 Laurie Reynolds 1979, 80, 81
 Kelli Roehrig 2002, 03, 04, 05

S

Abby Salscheider 1999, 00, 01, 02
 Paula Sanders 1994, 95, 96, 97
 Karen Santoni 1975, 76, 77, 78
 Courtney Schiffauer 2009, 11, 12, 13
 Eileen Shea 1988, 89, 90, 91

T

Akyah Taylor 2013
 Carlotta Taylor 1987, 88, 89, 90
 Brittney Thomas 2008, 09, 10, 11
 Jasmine Thomas 2010, 11, 12, 13
 Janel Tilghman 1989, 90, 91, 92
 Deb Traxinger 1979, 80, 81, 82
 Mary Tucker 1983, 84, 85
 Sue Tucker 1984, 85, 86, 87

V

Gale Valley 1978, 79, 80, 81
 Roz Van Guilder 1988, 89, 90
 Mary Vielbig 1979, 80
 Elizabeth Visser 1975

W

Dana Walker 1990, 91
 Deborah Ward 1975
 Cetera Washington 2008, 09, 10, 11
 Karen Wells 1980, 81, 82, 83
 Jamie Wesley 1995, 96, 97, 98

Spartan History





Captains/Managers

All-Time Captains

1977-78	Kathy DeBoer	2007-08
	Jill Prudden	
1978-79	Carol Hutchins	
	Lori Hymn	2008-09
1979-80	Mary Kay Itnyre	
	Gale Valley	
1980-81	Gale Valley	2009-10
1981-82	Kath Edsall,	
	Deb Traxinger	
1982-83	Chris Daugherty	
	Brenda Jezowski	2010-11
1983-84	Brenda Jezowski	
1984-85	Brenda Jezowski	
1985-86	Kelly Belanger	
	Ronna Greenberg	2011-12
	Julie Polakowski	
1986-87	Kris Emerson	
1988-89	Dawn DeYoung	2012-13
	Sue Forsyth	
1989-90	Taraisa Wills	
1990-91	Marie Williams	2013-14
	Eileen Shea	
1991-92	Sheronda Mayo	2014-15
	Marie Williams	
1992-93	Prudence Evans	
	Chris Powers	1978-79
1993-94	Chris Powers	1979-80
1994-95	Kisha Kelley	1980-81
	Chris Powers	1981-82
1995-96	Cheri Euler	1982-83
	Paula Sanders	1983-84
1996-97	Cheri Euler	1984-85
	Tamika Matlock	1985-86
	Paula Sanders	1986-87
1997-98	Kristen Rasmussen	1988-89
	Jamie Wesley	1989-90
1998-99	Pernille Dalgaard	1990-91
	Kristen Rasmussen	1991-92
	Maxann Reese	1992-93
1999-00	Kristen Rasmussen	1993-94
	Maxann Reese	1994-95
2000-01	Becky Cummings	1995-96
	Vnemina Reese	1996-97
	Abby Salscheider	1997-98
2001-02	Vnemina Reese	1998-99
	Abby Salscheider	1999-00
2002-03	Syreeta Bromfield	2000-01
	Jennifer Callier	
	Candice Jackson	2001-02
	Julie Pagel	2002-03
2003-04	Lindsay Bowen	
	Kristin Haynie	2003-04
	Candice Jackson	
	Julie Pagel	2004-05
2004-05	Lindsay Bowen	
	Kristin Haynie	
	Kelli Roehrig	2005-06
	Liz Shimek	
2005-06	Lindsay Bowen	
	Rene Haynes	2006-07
	Victoria Lucas-Perry	
	Liz Shimek	
2006-07	Rene Haynes	
	Victoria Lucas-Perry	

Managers

1978-79	Malinda Hudkins
1979-80	Malinda Hudkins
1980-81	Malinda Hudkins
1981-82	Annette Tracy
1982-83	Annette Tracy
1983-84	Sheri Lindsay
1984-85	Sheri Lindsay
1985-86	Sheri Lindsay
1986-87	Jill Harrison
1988-89	Kim Cook
1989-90	Tracey Keane
1990-91	Tracey Keane
1991-92	Tracey Keane
1992-93	Lynette Lockhart, LaDawn Wyatt
1993-94	Lynette Lockhart, LaDawn Wyatt
1994-95	LaDawn Wyatt, LaWanda Wyatt
1995-96	LaDawn Wyatt, LaWanda Wyatt
1996-97	LaWanda Wyatt
1997-98	LaWanda Wyatt, Jenny Borg
1998-99	LaWanda Wyatt
1999-00	Kate Senger
2000-01	Kate Senger, Janeen Sutherland
	Jenny Borg
2001-02	Kate Senger, Sara Kienzle
2002-03	Kate Senger, Julee Woolston
	Ed Scott, Sara Kienzle
2003-04	Kate Senger, Julee Woolston
	Mike Pott, Darin Thrun, Jake Trotter
2004-05	Julee Woolston, Sara Haines
	Jason Hervey, Kevin Lehman, Darin Thrun
2005-06	Jess Loding, Ahmed Abukar
	Matt Boucher, Dominique Griffin
	Lindsey Calhoon, Diane Carr
	Kevin Lehman, Darin Thrun
2006-07	Kevin Lehman, Jess Loding
	Diane Carr, Robby Smith
	Katie Purcell, Laura Janis
	Mike Kane, Kevin Lehman, Darin Thrun

2007-08	Jess Loding, Diane Carr
	Katie Purcell
2008-09	Jess Loding
	Rachelle Schultz, Erin Szczyпка
2009-10	Kim Karakashian, Scott Kuebler
	Joel Ledvina, Dan Lewis, Nikki Noel
	Ashley Parry, Zach Peterson
2010-11	Macaulie Fritz, Kim Karakashian
	Justin Knill, Scott Kuebler, Joel Ledvina
	Dan Lewis, Nikki Noel, Ashley Parry
	Zach Peterson, Sam Shellenbarger
2011-12	Alex Bates, Macaulie Fritz,
	Mike Gurnee, Scott Kuebler, Joel Ledvina,
	Dylan Meyer, Nikki Noel, Ashley Parry,
	Marion Schmekel, Ashley Thompson,
	Teri Wilcox
2012-13	Mike Gurnee, Emily Gussert,
	Scott Kuebler, Joel Ledvina, John Medici,
	Dylan Meyer, Nikki Noel, Nick Scarlatelli,
	Maggie Schlick, Matt Smith, McIntyre Webb
2013-14	Katie Chalker, Jonathon
	Gryniewicz, Mike Gurnee, Emily Gussert,
	Nicole Jackson, Laura Kriebler, Brian
	Loftus, Dylan Meyer, John Medici, Nick
	Scarlatelli, Maggie Schlick, Matt Smith,
	McIntyre Webb, Brianne Wollpert
2014-15	Matt Ayres, Katie Chalker,
	Kate Flaherty, Jonathon Gryniewicz, Mike
	Gurnee, Guanjie (Kevin) Hao,
	Brian Loftus, Dylan Meyer, John Medici,
	Elisse Parker, Shanelle Napoleon, Maggie
	Schlick, Matt Smith, Luke Woods



Spartan History





All-Time Numerical Roster



Spartan History



0
Kiana Johnson 2012, 13, 14

1
Jasmine Thomas 2010, 11, 12, 13
Tori Jankoska 2014, 15

2
Mandy Piechowski 2007, 08, 09, 10
Cara Miller 2013, 14, 15

3
Julie Pagel 2001, 02, 03, 04
Porsche Poole 2009, 10, 11, 12



Porsche Poole

4
Tamika Matlock 1996, 97
Kristin Haynie 2002, 03, 04, 05
Jasmine Hines 2012, 13, 14, 15

5
Lauren Aitch 2006
Mariah Harris 2013, 14

10
Connie Bunch 1973
Kathy Eritano 1976, 77
Nancy Hannenberg 1979, 80
Brenda Jezowski 1981, 82
Paula Sanders 1994, 95, 96, 97
Candice Jackson 2001, 02, 03, 04
Branda's Agee 2013, 14

11
Betsy Kreston 1973
Nancy Hannenberg 1979, 80
Brenda Jezowski 1981, 82, 83, 84, 85
Cynthia Lyons 1986, 87, 88, 89
Tanya Place 1992, 93, 94, 95
Nicole Cushing 1996, 97
Jill Blazek 1999, 00
Annalise Pickrel 2011, 12, 13, 14

12
Judi Peterson 1975, 76
Pam Rendine 1978
Marianne Jones 1979
Chris Daugherty 1983

Andrea Anthony 1985, 86
Carlotta Taylor 1987
Nikki Davis 1998, 99, 00
Tracy Nogle 2010, 11, 12, 13

13
Joey Spano 1973
Carmen King 1975
Pam Rendine 1978
Marianne Jones 1979
Chris Daugherty 1983
Christine Powers 1992, 93, 94, 95
Courtney Davidson 2005, 06, 07, 08
Taylor Hengesbach 2014

14
Kathy Strahan 1976
Diane Spoelstra 1977, 78
Linda Mossner 1980
Chris Daugherty 1981, 82
Tricia Hyland 1983, 84, 85, 86
Letitia Plummer 1987, 88, 89
Christine Powers 1991
Pernille Dalgaard 1996, 97, 98, 99
Jenny Poff 2006
Anna Morrissey 2012, 13, 14, 15

15
Polly Ayers 1973
Kathy Strahan 1975
Diane Spoelstra 1977, 78
Linda Mossner 1980
Chris Daugherty 1981, 82
Tricia Hyland 1983
Jennifer Callier 2000, 01, 02, 03
Theresa Pusateri 2004
Cetera Washington 2008, 09, 10, 11

20
Jackie Ferguson 1975, 76
Anne Sober 1977, 78, 79
Karen Wells 1980, 81, 82, 83
Mary Tucker 1984, 85
Carlotta Taylor 1988, 89, 90
Danika Kelley 1994, 95
Lindsay Bowen 2003, 04, 05, 06
Brittney Thomas 2008, 09, 10, 11

21
Anne Sober 1977, 78, 79
Karen Wells 1980, 81, 82, 83
Annette Babers 1992, 93
Danelle Watts 1996
Maxann Reese 1997, 98, 99, 00
Niki Davis 2001
Syreeta Bromfield 2002, 03
Mia Johnson 2007, 08, 09
Klarissa Bell 2011, 12, 13, 14
Jasmine Lumpkin 2015

22
Chris Makuch 1973
Jill Prudden 1975
Gale Valley 1979, 80, 81
Rebecca Glass 1982, 83, 84, 85

Dawn DeYoung 1986, 87, 88, 89
Prudence Evans 1990, 91, 92, 93
Akilah Collier 1994, 95, 96, 97
Christie Pung 1998, 99, 00, 01
Aisha Jefferson 2006, 07, 08, 09, 10
Bryonna Davis 2011, 12

23
Gale Valley 1979, 80, 81
Rebecca Glass 1982, 83
Marie Williams 1989, 90, 91, 92
Tina Epps 1993
Carrie Carpenter 1996
Maria Recker 2000, 01, 02, 03
Danielle Doneth 2005
Takeya Fortner 2007, 08
Aerial Powers 2013, 14, 15

24
Kay Rodel 1973
Mary Ann Newton 1976
Kathy Strahan 1977
Dawn Bryant 1978
Lil Preston 1981
Mary Tucker 1982
Julie Polakowski 1983, 84, 85, 86
Kim Cook 1988
Dana Walker 1990, 91
Cheri Euler 1994, 95, 96, 97
Joy Johnson 2002
Rene Haynes 2004, 05, 06, 07
Courtney Schifffauer 2009, 10, 11, 12, 13
Camille Glymph 2014
Lexi Gussert 2015



Julie Polakowski

25
Diane Phillips 1973, 74, 75
Regina Goldschmidt 1976
Kathy Strahan 1977
Dawn Bryant 1978
Lil Preston 1981
Mary Tucker 1982
Julie Polakowski 1983
Dianne Hall 1991, 92, 93
Kamilah Cunningham 1996
Abby Salscheider 1999, 00, 01, 02
Maggie Dwyer 2005, 06
Taja Wilson 2008, 09, 10
Akyah Taylor 2012, 13
Kendra Lumpkin 2014





All-Time Numerical Roster

30

Linda Stoick	1973, 74, 75
Mariann Mankowski	1977, 78
Deb Traxinger	1979, 80, 81, 82
Mary Tucker	1983
Ronna Greenberg	1984
Taraisa Wills	1986, 87, 88, 89, 90
Jamie Wesley	1995, 96, 97, 98
Lykendra Johnson	2009, 10, 11, 12

31

Gail Peacock	1973, 74, 75
Mariann Mankowski	1977, 78
Deb Traxinger	1979, 80, 81, 82
Mary Tucker	1983
Ronna Greenberg	1985, 86
Claudia Wilson	1987
Eileen Shea	1988, 89, 90, 91
Debbie Stevens	1992, 93
Bella Engen	1995, 96, 97, 98
Victoria Lucas-Perry	2004, 05, 06, 07



Victoria Lucas-Perry

32

Karen Escott	1976
Karen Santoni	1977, 78
Annette Fowler	1980
Lil Preston	1982, 83
Sue Pearsall	1985, 86, 87
Roz Van Guilder	1988
Annette Babers	1991
Kate Larrabee	1995
Tara Overaitis	1996
Becky Cummings	1998, 99, 00, 01
Melanie Small	2005
Kalisha Keane	2008, 09, 10, 11

33

Leanna Bordner	1975, 76
Karen Santoni	1977, 78
Annette Fowler	1980
Lil Preston	1982, 83
Vicky Harrison	1987
Marybeth Williams	1988
Roz Van Guilder	1989, 90
Alana Burns	1994, 95, 96, 97
Kelly Czubak	1999, 00, 01
Cortne Ellis	2002

Alisa Wulff	2006, 07, 08
Taylor Alton	2009, 10, 11, 12

34

Carmen King	1976, 77, 78
Nanette Gibson	1979, 80, 81
Pearlene Kendrick	1982
Sue Pearsall	1984
Janel Tilghman	1989, 90, 91, 92
Donita Johnson	1998, 99, 00, 01
Patrice McKinney	2003, 04
Tiffanie Shives	2006
Kelsey Kuipers	2015

35

Peg Kolka	1973
Carmen King	1977
Nanette Gibson	1979, 80, 81
Pearlene Kendrick	1982
Sue Forsyth	1987, 88, 89
Becky McMaster	1991, 92, 93, 94

40

Shelly Owens	1973, 74, 75
Mary Ann Thompson	1976
Kathy DeBoer	1977, 78
Laurie Reynolds	1979, 80, 81
Kath Edsall	1982
Kelly Belanger	1983, 84, 85, 86
Claudia Wilson	1988, 89, 90
Connie Peterson	1992, 93, 94
Vnemina Reese	1999, 00, 01, 02
Megan Osmer	2003
Madison Williams	2011, 12, 13, 14, 15

41

Jill Prudden	1976
Kathy DeBoer	1977, 78
Laurie Reynolds	1979, 80, 81
Kath Edsall	1981, 82
Kris Emerson	1984, 85, 86, 87
Cherie Swarthout	1988, 89, 90, 91
Kisha Kelley	1992, 93, 94, 95
Allyssa DeHaan	2007, 08, 09, 10

42

Carol Hutchins	1977, 78, 79
Kim Whalen	1981
Linda Jagger	1982
Mary Williams	1987
Sheronda Mayo	1990, 91, 92, 93
Kelli Roehrig	2002, 03, 04, 05

43

Regina Goldschmidt	1975
Carol Hutchins	1977, 78, 79
Jackie Carter	1980
Kim Whalen	1981
Linda Jagger	1982
Ruth Beier	1982
Mary Kay McNall	1983, 84

44

Lorraine Hyman	1977, 78, 79
Sue McColgan	1981, 82
Marline Ferguson	1990, 91, 92

Anne Peck	2001
Katrina Grantham	2004, 05, 06, 07

45

Sandy Hudson	1975
Lorraine Hyman	1977, 78, 79
Sue McColgan	1981, 82
Kim Archer	1984, 85, 86, 87, 88
Erin Skelly	1998, 99, 00, 01
Myisha Bannister	2004, 05, 06, 07
Lauren Aitch	2008, 09, 10

50

Sue Conlin	1977
Kath Edsall	1979
Carol Meyers	1980, 81, 82, 83
Sue Tucker	1984, 85, 86, 87
Jan Herberholz	1989
Zareth Gray	1993, 94, 95, 96
Jasmine Holmes	2010, 11

51

Sue Conlin	1977
Kath Edsall	1979
Carol Meyers	1980, 81, 82, 83

52

Laurie Zoodsma	1977
Mary Kay Itnyre	1978, 79, 80
Kath Edsall	1981
Jackie Carter	1981, 82, 83
Tina Merriweather	1986, 87
Marla Smith	1992, 93, 94, 95
Kristen Rasmussen	1997, 98, 99, 00
Liz Shimek	2003, 04, 05, 06
Becca Mills	2012, 13, 14, 15

53

Laurie Zoodsma	1977
Mary Kay Itnyre	1978, 79, 80
Jackie Carter	1981, 82

54

Jill Prudden	1977, 78
Mary Vielbig	1979, 80
Joann Hopp	1981
Ruth Beier	1982
Karen VanderWerff	1982
Kendra Nelson	1993, 94
Laura Hall	2005, 06, 07
Jasmine Holmes	2008, 09
Kelsey Smith	2010, 11, 12

55

Jill Prudden	1977, 78
Mary Vielbig	1979, 80
Joann Hopp	1981
Karen VanderWerff	1982
Whitney Winberg	1997, 98, 99, 2000
Kennedy Johnson	2015

NOTES: Roster based on available information ... Multiple numbers in one season indicates two uniforms (white and green) were issued per player.



Spartan History





Spartans in the WNBA

Five Spartans have been selected in the WNBA Draft. Maxann Reese was the first MSU draftee, going in the third round of the 2000 draft. Kristin Haynie was the only first round selection, being picked ninth overall in 2005. In addition, Lindsay Bowen signed as an undrafted free agent.

WNBA Draft

Maxann Reese (2000)

39th overall (third round), Portland

Kristen Rasmussen (2000)

51st overall (fourth round), Utah

Syreeta Bromfield (2003)

28th overall (third round), Detroit

Kristin Haynie (2005)

9th overall (first round), Sacramento

Liz Shimek (2006)

19th overall (second round), Phoenix



Kristin Haynie
Haynie played five WNBA seasons, between the Atlanta Dream, Detroit Shock and Sacramento Monarchs. Haynie, who won the WNBA title with the Monarchs in 2005, averaged 3.5 points, 1.8 assists, 1.6 rebounds and 0.8 steals in 160 career games.



Kristen Rasmussen
Rasmussen played nine WNBA seasons, split between eight teams. She appeared in 276 games, posting career averages of 4.4 points and 3.6 rebounds.

International Experience

In the past 10 years, six players with Michigan State ties have played international basketball. Kalisha Keane had her sixth experience with Team Canada, competing in the 2013 FIBA Americas Championship in Mexico.



Kalisha Keane
Keane has played in six international tournaments with Team Canada, representing her home country at the 2011 and 2013 FIBA Americas Championship, 2009 World University Games, 2008 FIBA U21 World Championships, 2006 U20 FIBA Americas Qualifier and 2004 World Qualification Tournament. With Canada's Senior Women's National Team, Keane earned a bronze medal at the 2011 FIBA Americas Championship and a silver medal in 2013.



Allyssa DeHaan
DeHaan helped Team USA win the gold medal during the summer of 2007 at the FIBA U19 World Championships in Bratislava, Slovakia. DeHaan led the team and ranked second among all players with 19 blocks. In addition, she averaged 5.0 points and 6.6 rebounds during the tournament's nine games.

Kristin Haynie
Haynie played with the Team USA Senior Team during the spring training tour in the spring of 2006.

Victoria Lucas-Perry
Lucas-Perry and Team USA claimed a Gold Medal at the 2006 FIBA Americas U20 Championship in Mexico City.

Liz Shimek
Shimek brought home a Gold Medal with Team USA at the 2005 World University Games in Turkey.

In addition, over that span, current head coach Suzy Merchant and former head coach Joanne P. McCallie both won Gold Medals for Team USA.



Suzy Merchant
Merchant was an assistant coach for the USA Basketball women's team that won the Gold Medal at the World University Games in 2009 in Belgrade, Serbia. Team USA went 7-0, capped by a 83-64 victory over Russia in the Gold Medal game.





World University Games

Gold Medal Game Box Score



Aerial Powers

Powers followed in the footsteps of Coach Merchant in guiding Team USA to the Gold Medal in the World University Games in 2015 in South Korea. In the gold medal game against Canada, Powers led the team with 27 points, and she finished with nine rebounds. Powers also led Team USA in scoring for the tournament with 18.0 points per game on 51.4 percent shooting from the floor. She averaged 6.0 rebounds per game in six games.



Official Basketball Box Score - Game Totals - Final Statistics
USA vs Canada
07/13/15 6 p.m. at Yeomju Gymnasium

USA 82 • 6-0

#	Player	Total		3-Pr		Rebounds			PF	TP	A	TO	Blk	Stl	Min.
		FG	FCA	FG	FCA	Off	Def	Total							
04	CANADA, Jordan	2-8	0-1	5-5	0	3	3	2	9	3	2	0	0	0	28
05	JENKINS, Chanise	1-1	1-1	1-2	1	0	1	0	4	1	0	0	0	0	6
06	WILLIAMS, Courtney	6-18	0-1	3-4	2	8	10	3	15	0	2	0	2	32	
07	DAVIS, Nina	0-0	0-0	0-0	0	0	0	1	0	1	0	0	0	2	
08	HEMPEN, Katie	0-1	0-1	0-0	0	0	0	0	0	0	0	0	0	2	
10	POWERS, Aerial	9-15	1-3	8-8	1	8	9	4	27	2	5	3	0	35	
11	McCALL, Erica	4-10	0-0	1-2	2	4	6	3	9	0	1	3	3	34	
12	WIESE, Sydney	2-4	1-3	0-0	0	3	3	0	5	2	2	0	1	17	
13	RANGE, Courtney	0-1	0-1	0-0	0	0	0	0	0	0	1	0	0	2	
14	RUSSELL, Mercedes	4-8	0-0	1-2	4	3	7	2	9	2	2	1	3	29	
15	JONES, Bronna	2-2	0-0	0-0	0	1	1	2	4	2	2	0	1	13	
	Team					1	2	3							
	Totals	30-68	3-11	19-23	11	32	43	17	82	13	17	7	10	200	

FG % 1st Half: 0-0 0.0% 2nd half: 30-68 44.1% Game: 30-68 44.1% Doublet
3FG % 1st Half: 0-0 0.0% 2nd half: 3-11 27.3% Game: 3-11 27.3% Rebounds:
FT % 1st Half: 0-0 0.0% 2nd half: 19-23 82.6% Game: 19-23 82.6% 0

Canada 64 • 5-1

#	Player	Total		3-Pr		Rebounds			PF	TP	A	TO	Blk	Stl	Min.
		FG	FCA	FG	FCA	Off	Def	Total							
04	WHYTE, Dakota	7-14	1-3	5-7	0	1	1	4	20	6	2	0	1	33	
05	HILL, Samantha	0-5	0-1	1-2	2	1	3	1	1	1	1	0	1	21	
06	WILLIAMS, Korissa	3-8	0-0	2-4	1	2	3	3	8	2	8	0	2	31	
07	DALLY, Laura	0-2	0-2	0-0	0	2	2	1	0	0	2	0	0	12	
08	ROSER, Karly	0-1	0-0	0-0	0	2	2	5	0	1	2	0	2	10	
09	WILSON, Meg	1-1	0-0	0-0	0	0	0	1	2	0	0	0	0	2	
10	HUDYN, Michelle	0-0	0-0	0-0	0	0	0	0	0	0	0	0	0	2	
11	URBANAK-DORNSTAU	2-8	0-0	0-0	3	0	3	0	4	0	1	0	1	16	
12	AGUNBIADE, Omowumi	2-7	1-3	0-0	0	2	2	2	5	0	1	0	0	23	
13	BULGAK, Adut	6-15	1-2	2-3	6	10	16	5	15	1	2	0	0	27	
14	FOGGE, Abigail	0-0	0-0	0-0	0	0	0	0	0	0	1	0	0	2	
15	HAMLIN, Ruth	3-10	0-0	2-2	4	2	6	0	8	0	0	0	1	22	
	Team					2	3	5							
	Totals	24-71	3-11	12-18	18	25	43	22	63	11	20	2	0	8	

FG % 1st Half: 0-0 0.0% 2nd half: 24-71 33.8% Game: 24-71 33.8% Doublet
3FG % 1st Half: 0-0 0.0% 2nd half: 3-11 27.3% Game: 3-11 27.3% Rebounds:
FT % 1st Half: 0-0 0.0% 2nd half: 12-18 66.7% Game: 12-18 66.7% 0

Officials:
Technical fouls: USA-None. Canada-None.
Attendance:
2015 World University Games Final

Score by periods	1st	2nd	3rd	4th	Total
USA	15	18	17	34	82
Canada	12	12	22	18	64



Spartan History





Big Ten Tournament History

Overall Record: 16-18; First Round: 3-3; Quarterfinals: 10-6; Semifinals: 2-8; Finals: 1-1



Spartan History



1995 (2-1)
Indianapolis, Ind. (No. 6 Seed)
First Round - March 3
W-Michigan 81-59
Quarterfinals - March 4
W-Wisconsin 87-79
Semifinals - March 5
L-Ohio State 70-63

1996 (0-1)
Indianapolis, Ind. (No. 5 Seed)
First Round - Bye
Quarterfinals - March 2
L-Purdue 74-66

1997 (1-1)
Indianapolis, Ind. (No. 2 Seed)
First Round - Bye
Quarterfinals - March 1
W-Ohio State 85-79
Semifinals - March 2
L-Illinois 77-66

1998 (0-1)
Indianapolis, Ind. (No. 9 Seed)
First Round - Feb. 27
L-Ohio State 83-61

1999 (1-1)
Indianapolis, Ind. (No. 7 Seed)
First Round - Feb. 26
W-Indiana 88-69
Quarterfinals - Feb. 27
L-Penn State 79-74

2000 (0-1)
Indianapolis, Ind. (No. 5 Seed)
First Round - Bye
Quarterfinals - March 3
L-Illinois 72-67

2001 (0-1)
Grand Rapids, Mich. (No. 9 Seed)
First Round - March 1



2005 Champions

L-Ohio State 52-48
2002 (0-1)
Indianapolis, Ind. (No. 10 Seed)
First Round - Feb. 28
L-Ohio State 92-89 (2 OT)

2003 (0-1)
Indianapolis, Ind. (No. 5 Seed)
First Round - Bye
Quarterfinals - March 7
L-Ohio State 71-55

2004 (1-1)
Indianapolis, Ind. (No. 5 Seed)
First Round - Bye
Quarterfinals - March 5
W-Iowa 81-54
Semifinals - March 7
L-Penn State 58-54

2005 (3-0)
Indianapolis, Ind. (No. 2 Seed)
First Round - Bye
Quarterfinals - March 4
W-Illinois 61-50 (OT)
Semifinals - March 6
W-Penn State 83-76
Finals - March 7
W-Minnesota 55-49

2006 (1-1)
Indianapolis, Ind. (No. 3 Seed)
First Round - Bye
Quarterfinals - March 4
W-Iowa 79-58
Semifinals - March 6
L-Ohio State 68-64

2007 (1-1)
Indianapolis, Ind. (No. 3 Seed)
First Round - Bye
Quarterfinals - March 2
W-Minnesota 77-68
Semifinals - March 4
L-Purdue 64-61

2008 (1-1)
Indianapolis, Ind. (No. 5 seed)
First Round - Bye
Quarterfinals - March 7
W-Minnesota 56-51
Semifinals - March 8
L-Illinois 55-41

2009 (0-1)
Indianapolis, Ind. (No. 2 seed)
First Round - Bye
Quarterfinals - March 6
L-Wisconsin 50-56

2010 (1-1)
Indianapolis, Ind. (No. 2 seed)
First Round - Bye
Quarterfinals - March 5
W-Michigan 61-50
Semifinals - March 6
L-Iowa 54-59

2011 (1-1)
Indianapolis, Ind. (No. 1 seed)
First Round - Bye
Quarterfinals - March 4
W-Northwestern 56-25
Semifinals - March 5
L-Ohio State 57-72

2012 (1-1)
Indianapolis, Ind. (No. 5 seed)
First Round - March 1
W-Indiana 97-68
Quarterfinals - March 2
L-Purdue 64-73

2013 (2-1)
Hoffman Estates, Ill. (No. 4 seed)
First Round - Bye
Quarterfinals - March 8
W-Michigan 62-46
Semifinals - March 9
W-Penn State 54-46
Finals - March 10
L-Purdue 47-62

2014 (1-1)
Indianapolis, Ind. (No. 2 seed)
First Round - Bye
Quarterfinals - March 7
W-Michigan 61-58
Semifinals - March 8
L-Nebraska 58-86

2015 (1-1)
Hoffman Estates, Ill. (No. 9 seed)
First Round - March 5
W-Michigan 69-49
Second Round - March 6
L-Maryland 60-70

All-Tournament Team
1982 Brenda Jezowski
1997 Paula Sanders
2005 Kristin Haynie (MOP)
Kelli Roehrig
Liz Shimek
2006 Allyssa DeHaan
2007 Jasmine Thomas
2013



NCAA Tournament History



Spartan History



75



1990-91 (NCAA Second Round)

1991 (0-1) Midwest Region (No. 4 Seed)

First Round – Bye
 Second Round – Stillwater, Okla. – March 16
 L-No. 5 Oklahoma State 96-94 (3OT)



1995-96 (NCAA Second Round)

1996 (1-1) Mideast Region (No. 9 Seed)

First Round – Storrs, Conn. – March 16
 W-No. 8 Massachusetts 60-57 (OT)
 Second Round – Storrs, Conn. – March 18
 L-No. 1 Connecticut 88-68



1996-97 (NCAA Second Round)

1997 (1-1) East Region (No. 8 Seed)

First Round – Chapel Hill, N.C. – March 14
 W-No. 9 Portland 75-70 (OT)
 Second Round – Chapel Hill, N.C. – March 16
 L-No. 1 North Carolina 81-71 (OT)



2002-03 (NCAA First Round)

2003 (0-1) East Region (No. 8 Seed)

First Round – Storrs, Conn. – March 23
 L-No. 9 TCU 50-47



2003-04 (NCAA Second Round)

2004 (1-1) West Region (No. 8 Seed)

First Round – Austin, Texas – March 21
 W-No. 9 Arizona 72-60
 Second Round – Austin, Texas – March 23
 L-No. 1 Texas 80-61



2004-05 (NCAA Championship Game)

2005 (5-1) Kansas City Region (No. 1 Seed)

First Round – Minneapolis, Minn. – March 19
 W-No. 16 Alcorn State 73-41
 Second Round – Minneapolis, Minn. – March 21
 W-No. 8 USC 61-59
 Regional Semifinal – Kansas City, Mo. – March 27
 W-No. 5 Vanderbilt 76-64
 Regional Final – Kansas City, Mo. – March 29
 W-No. 2 Stanford 76-69
 National Semifinal – Indianapolis, Ind. – April 3
 W-No. 1 Tennessee 68-64



2005-06 (NCAA Regional Semifinals)

National Championship – Indianapolis, Ind. – April 5
 L-No. 2 Baylor 84-62

2006 (2-1) Bridgeport Region (No. 4 Seed)

First Round – Chicago, Ill. – March 18
 W-No. 13 Wisconsin-Milwaukee 65-46
 Second Round – Chicago, Ill. – March 20





NCAA Tournament History



2006-07 (NCAA Second Round)

W-No. 5 Kentucky	67-63
Regional Semifinal – Bridgeport, Conn. – March 26	
L-No. 1 Duke	86-61

2007 (1-1) Greensboro Region (No. 5 Seed)

First Round – East Lansing, Mich. – March 18	
W-No. 12 Delaware	69-58
Second Round – East Lansing, Mich. – March 20	
L-No. 4 Rutgers	70-57



2008-09 (NCAA Regional Semifinals)

2009 (2-1) Berkeley Region (No. 9 Seed)

First Round – East Lansing, Mich. – March 22	
W-No. 8 Middle Tennessee State	60-59
Second Round – East Lansing, Mich. – March 24	
W-No. 1 Duke	63-49
Regional Semifinal - Berkley, Calif. - March 28	
L-No. 4 Iowa State	68-69



2009-10 (NCAA Second Round)

2010 (1-1) Kansas City Region (No. 5 Seed)

First Round – Louisville, Ky. – March 20	
W-No. 12 Bowling Green	72-62
Second Round – Louisville, Ky. – March 22	
L-No. 4 Kentucky	52-70



2010-11 (NCAA Second Round)

2011 (1-1) Dallas Region (No. 4 Seed)

First Round – Wichita, Kan. – March 20	
W-No. 13 Northern Iowa	69-66
Second Round – Wichita, Kan. – March 22	
L-No. 5 Green Bay	56-65



2011-12 (NCAA First Round)

2012 (0-1) Raleigh Region (No. 10 Seed)

First Round – College Park, Md. – March 17	
L-No. 7 Louisville	55-67



2012-13 (NCAA Second Round)

2013 (1-1) Bridgeport Region (No. 5 Seed)

First Round – College Park, Md. – March 23	
W-No. 12 Marist	55-47
Second Round – College Park, Md. – March 25	
L-No. 4 Maryland	49-74

Spartan History





NCAA Tournament History



2013-14 (NCAA Second Round)

2014 (1-1) Stanford Region (No. 5 Seed)

First Round – Chapel Hill, N.C. – March 23	
W-No. 12 Hampton	91-61
Second Round – Chapel Hill, N.C. – March 25	
L-No. 4 North Carolina	53-62

Spartan NCAA Tournament Capsule

Appearances: 13 (1991, 1996, 1997, 2003, 2004, 2005, 2006, 2007, 2009, 2010, 2011, 2012, 2013, 2014)

Overall Record: 17-14 (First Round: 11-2; Second Round: 3-9; Regional Semifinals: 1-2;
Regional Finals: 1-0; National Semifinals: 1-0; National Championship: 0-1)

As a No. 1 seed: 5-1; No. 4 seed: 3-3; No. 5 seed: 4-4; No. 8 seed: 2-3; No. 9 seed: 3-2; No. 10 seed: 0-1

Spartan History





NCAA Tournament Records

INDIVIDUAL SINGLE GAME

Points

1.	Eileen Shea	35	1991 vs. Oklahoma State
2.	Liz Shimek	27	2006 vs. UW-Milwaukee
3.	Aerial Powers	26	2014 vs. Hampton
4.	Alyssa DeHaan	24	2009 vs. Iowa State
	Liz Shimek	24	2005 vs. Stanford
6.	Kristen Rasmussen	23	1997 vs. Portland
7.	Cheri Euler	22	1997 vs. North Carolina
8.	Kalisha Keane	20	2011 vs. Green Bay
	Aisha Jefferson	20	2009 vs. Middle Tennessee
	Kristin Haynie	20	2005 vs. Stanford
	Lindsay Bowen	20	2005 vs. Baylor
	Cherie Swarthout	20	1991 vs. Oklahoma State

Liz Shimek	18	2005 vs. Stanford
Lindsay Bowen	18	2004 vs. Arizona
Jamie Wesley	18	1997 vs. Portland
Dana Walker	18	1991 vs. Oklahoma State

Field Goal Percentage (min. 10 attempts)

1.	Cherie Swarthout	.727 (8-11)	1991 vs. Oklahoma State
2.	Kristen Rasmussen	.714 (10-14)	1997 vs. Portland
3.	Kelli Roehrig	.700 (7-10)	2005 vs. Vanderbilt
4.	Cheri Euler	.667 (10-15)	1997 vs. North Carolina
5.	Liz Shimek	.625 (10-16)	2006 vs. UW-Milwaukee

3-Point Field Goals Made

1.	Lindsay Bowen	5	2005 vs. USC
2.	Kiana Johnson	4	2013 vs. Marist
	Annalise Pickrel	4	2013 vs. Marist
	Taylor Alton	4	2011 vs. Northern Iowa
	Lindsay Bowen	4	2005 vs. Vanderbilt
	Lindsay Bowen	4	2005 vs. Tennessee
	Kristin Haynie	4	2005 vs. Stanford
	Syreeta Bromfield	4	2003 vs. TCU

3-Point Field Goal Attempts

1.	Eileen Shea	12	1991 vs. Oklahoma State
2.	Mia Johnson	10	2009 vs. Duke
	Lindsay Bowen	10	2006 vs. Duke
4.	Six tied at	9	Most Recent: Taylor Alton (2011 vs. Green Bay and Northern Iowa)

Free Throws Made

1.	Lindsay Bowen	8	2005 vs. Baylor
	Eileen Shea	8	1991 vs. Oklahoma State
3.	Victoria Lucas-Perry	7	2007 vs. Rutgers
	Liz Shimek	7	2006 vs. UW-Milwaukee
5.	Alyssa DeHaan	6	2009 vs. Iowa State
	Rene Haynes	6	2007 vs. Delaware

Free Throws Attempts

1.	Eileen Shea	12	1991 vs. Oklahoma State
2.	Lindsay Bowen	10	2005 vs. Baylor
3.	Aerial Powers	9	2014 vs. Hampton
	Paula Sanders	9	1996 vs. Massachusetts
5.	Victoria Lucas-Perry	8	2007 vs. Rutgers
	Rene Haynes	8	2007 vs. Delaware
	Liz Shimek	8	2006 vs. UW-Milwaukee

Double-Doubles (13)

Aerial Powers	(26 pts., 18 reb. - 2014 vs. Hampton)
Paula Sanders	(12 pts., 16 reb. - 1996 vs. Massachusetts)
Paula Sanders	(11 pts., 11 reb. - 1996 vs. Connecticut)
Paula Sanders	(10 pts., 12 reb. - 1997 vs. Portland)
Kristen Rasmussen	(23 pts., 11 reb. - 1997 vs. Portland)
Syreeta Bromfield	(18 pts., 15 reb. - 2003 vs. TCU)
Liz Shimek	(16 pts., 13 reb. - 2004 vs. Arizona)
Liz Shimek	(18 pts., 13 reb. - 2005 vs. Alcorn State)
Liz Shimek	(24 pts., 10 reb. - 2005 vs. Stanford)
Liz Shimek	(14 pts., 11 reb. - 2005 vs. Tennessee)
Kelli Roehrig	(18 pts., 13 reb. - 2004 vs. Texas)
Victoria Lucas-Perry	(17 pts., 10 reb. - 2007 vs. Rutgers)
Aisha Jefferson	(20 pts., 10 reb. - 2009 vs. Middle Tennessee)

Triple-Doubles (1)

Kristin Haynie	(13 pts., 10 asst., 10 reb. - 2005 vs. Vanderbilt)
----------------	--

Rebounds

1.	Aerial Powers	18	2014 vs. Hampton
2.	Paula Sanders	16	1996 vs. Massachusetts
3.	Syreeta Bromfield	15	2003 vs. TCU
4.	Liz Shimek	13	2005 vs. Alcorn State
	Liz Shimek	13	2004 vs. Arizona
	Kelli Roehrig	13	2004 vs. Texas
7.	Lykendra Johnson	12	2009 vs. Duke
	Paula Sanders	12	1997 vs. Portland
9.	Eight tied at	11	Most Recent: Klarissa Bell (2013 vs. Marist)

Assists

1.	Kristin Haynie	10	2005 vs. Vanderbilt
2.	Tamika Matlock	8	1997 vs. Portland
	Tamika Matlock	8	1996 vs. Connecticut
4.	Klarissa Bell	7	2014 vs. Hampton
	Kristin Haynie	7	2005 vs. Tennessee
	Kristin Haynie	7	2005 vs. Stanford
	Kristin Haynie	7	2005 vs. USC
	Lindsay Bowen	7	2005 vs. Alcorn State
9.	Five tied at	6	Most Recent: Kiana Johnson (2013 vs. Marist)

Steals

1.	Jamie Wesley	6	1997 vs. North Carolina
	Deana Lansing	6	1997 vs. Portland
3.	Kristin Haynie	5	2005 vs. Baylor
4.	Eight tied at	4	Most Recent: Jasmine Thomas (2012 vs. Louisville)

Blocks

1.	Alyssa DeHaan	6	2009 vs. Middle Tennessee
	Alyssa DeHaan	6	2007 vs. Delaware
3.	Alyssa DeHaan	5	2009 vs. Iowa State
4.	Alyssa DeHaan	4	2009 vs. Duke
5.	Eight tied at	3	Most Recent: Klarissa Bell (2014 vs. Hampton)

Field Goals

1.	Eileen Shea	12	1991 vs. Oklahoma State
2.	Aerial Powers	10	2014 vs. Hampton
	Liz Shimek	10	2006 vs. UW-Milwaukee
	Liz Shimek	10	2005 vs. Stanford
	Kristen Rasmussen	10	1997 vs. Portland
	Cheri Euler	10	1997 vs. North Carolina

Field Goal Attempts

1.	Eileen Shea	27	1991 vs. Oklahoma State
2.	Aisha Jefferson	19	2009 vs. Middle Tennessee
	Syreeta Bromfield	19	2003 vs. TCU
4.	Aerial Powers	18	2014 vs. Hampton





NCAA Tournament Records

TEAM SINGLE GAME

Points

1.	94	1991 vs. Oklahoma State
2.	91	2014 vs. Hampton
3.	76	2005 vs. Stanford
	76	2005 vs. Vanderbilt
5.	75	1997 vs. Portland

Rebounds

1.	62	2005 vs. Alcorn State
2.	54	2014 vs. Hampton
		2007 vs. Delaware
4.	52	1997 vs. Portland
5.	48	1991 vs. Oklahoma State

Assists

1.	25	2005 vs. Alcorn State
2.	22	2005 vs. Vanderbilt
3.	20	2005 vs. Stanford
4.	18	2014 vs. Hampton
		2009 vs. Iowa State

Steals

1.	14	2006 vs. UW-Milwaukee
2.	12	1997 vs. North Carolina
	12	2003 vs. TCU
4.	11	2005 vs. Tennessee
	11	1991 vs. Oklahoma State

Blocks

1.	11	2009 vs. Duke
	11	2009 vs. Middle Tennessee
	11	2007 vs. Delaware
4.	9	2014 vs. Hampton
5.	8	2009 vs. Iowa State

INDIVIDUAL CAREER

Points

1.	Liz Shimek	167	2003-06
2.	Lindsay Bowen	153	2003-06
3.	Aisha Jefferson	120	2006-10
4.	Rene Haynes	108	2004-07
5.	Victoria Lucas-Perry	106	2004-07
6.	Kelli Roehrig	102	2003-05

Rebounds

1.	Liz Shimek	106	2003-06
2.	Aisha Jefferson	66	2006-10
3.	Victoria Lucas-Perry	58	2004-07
	Kristin Haynie	58	2003-05
	Kelli Roehrig	58	2003-05

Assists

1.	Kristin Haynie	53	2003-05
2.	Lindsay Bowen	35	2003-06
3.	Rene Haynes	29	2004-07

Field Goals

1.	36	1991 vs. Oklahoma State
2.	32	2014 vs. Hampton
		2005 vs. Alcorn State
4.	31	1997 vs. North Carolina
5.	30	2005 vs. Vanderbilt
	30	1996 vs. Connecticut

Field Goal Attempts

1.	76	1991 vs. Oklahoma State
2.	72	1997 vs. Portland
3.	69	2005 vs. Stanford
	69	1997 vs. North Carolina
5.	67	2005 vs. Alcorn State
	67	2004 vs. Texas

Field Goal Percentage

1.	.536 (30-56)	2005 vs. Vanderbilt
2.	.525 (32-61)	2014 vs. Hampton
3.	.500 (28-56)	2009 vs. Iowa State
	.500 (30-60)	1996 vs. Connecticut
5.	.479 (23-48)	2005 vs. USC

3-Point Field Goals Made

1.	9	2013 vs. Marist
2.	8	2011 vs. Northern Iowa
	8	2005 vs. Stanford
4.	7	2007 vs. Delaware
	7	2005 vs. Tennessee
	7	2005 vs. Vanderbilt

3-Point Field Goal Attempts

1.	24	2013 vs. Marist
2.	22	2006 vs. Duke
3.	20	2011 vs. Northern Iowa
	20	2009 vs. Duke
	20	2003 vs. TCU

Steals

1.	Kristin Haynie	23	2003-05
2.	Victoria Lucas-Perry	21	2004-07
3.	Rene Haynes	19	2004-07

Blocks

1.	Allyssa DeHaan	23	2007-10
2.	Cetera Washington	8	2009-11
3.	Lykendra Johnson	7	2009-12

Field Goals

1.	Liz Shimek	68	2003-06
2.	Lindsay Bowen	52	2003-06
3.	Aisha Jefferson	48	2006-10
4.	Kelli Roehrig	42	2003-05
5.	Rene Haynes	38	2004-07

Field Goal Percentage

(min. 40 made)		
1.	Liz Shimek .527 (68-129)	2003-06
2.	Kelli Roehrig .500 (42-84)	2003-05

3-Point Field Goal

Percentage (min. 10 att.)

1.	.533 (8-15)	2005 vs. Stanford
2.	.467 (7-15)	2005 vs. Tennessee
3.	.455 (5-11)	1996 vs. Connecticut
4.	.438 (7-16)	2005 vs. Vanderbilt
5.	.412 (7-17)	2007 vs. Delaware

Free Throws Made

1.	21	2014 vs. Hampton
2.	19	2007 vs. Rutgers
3.	18	2007 vs. Delaware
4.	17	1991 vs. Oklahoma State
5.	16	1997 vs. Portland

Free Throw Attempts

1.	29	1991 vs. Oklahoma State
2.	28	2014 vs. Hampton
3.	25	1997 vs. Portland
4.	24	1996 vs. Massachusetts
5.	23	2007 vs. Delaware

Free Throw Percentage

(min. 10 att.)

1.	.917 (11-12)	2009 vs. Middle Tenn.
2.	.864 (19-22)	2007 vs. Rutgers
3.	.824 (14-17)	2006 vs. Milwaukee
4.	.818 (9-11)	2005 vs. Tennessee
5.	.783 (18-23)	2007 vs. Delaware

3-Point Field Goals Made

1.	Lindsay Bowen	26	2003-06
2.	Victoria Lucas-Perry	16	2004-07
3.	Mia Johnson	10	2007-09
	Rene Haynes	10	2004-07
5.	Kalisha Keane	9	2009-11

Free Throws

1.	Liz Shimek	29	2003-06
2.	Victoria Lucas-Perry	22	2004-07
3.	Rene Haynes	22	2004-07
4.	Aisha Jefferson	21	2006-10



Spartan History





NCAA Tournament Box Scores

1991

No. 5 Oklahoma St. 96, No. 4 Michigan St. 94 (3 OT) March 16, 1991 — Stillwater, Okla.

OKLAHOMA STATE	FG-A	3FG-A	FT-A	REB	A	BLK	ST	PTS
Jodi Fisher*	3-8	0-0	2-2	7	4	0	2	8
Shea Jackson*	4-10	0-0	4-4	10	2	2	2	12
Lisa McGill*	15-24	0-0	2-4	11	3	0	0	32
Allhea Cox*	2-4	1-2	0-2	1	3	0	1	5
Liz Brown*	3-14	1-3	5-6	3	8	0	4	12
Shelly Blessing	4-7	3-3	1-1	4	4	0	0	12
Paula Breedren	3-8	1-1	0-0	3	2	0	1	7
Kim Mahn	0-1	0-0	0-0	2	0	0	0	0
Susanne Rosson	2-2	0-0	4-5	0	0	0	1	8
Totals	36-78	6-9	18-24	42	26	2	11	96
	(.462)	(.667)	(.750)					

MICHIGAN STATE	FG-A	3FG-A	FT-A	REB	A	BLK	ST	PTS
Dana Walker*	8-18	0-0	2-3	7	1	1	2	18
Cherie Swarhout*	8-11	0-0	4-5	5	5	0	0	20
Sheronda Mayo*	0-3	0-0	2-5	11	0	2	1	2
Eileen Shea*	12-27	3-12	8-12	9	5	0	4	35
Marline Ferguson*	7-13	2-4	1-4	4	5	0	4	17
Marie Williams	0-1	0-0	0-0	1	1	0	0	0
Janel Tilghman	1-1	0-0	0-0	2	0	0	0	2
Dianne Hall	0-1	0-0	0-0	2	0	0	0	0
Prudence Evans	0-1	0-0	0-0	0	0	0	0	0
Totals	36-76	5-16	17-29	48	17	3	11	94
	(.473)	(.312)	(.586)					

Attendance: 2,611

Score by Periods	1st	2nd	1OT	2OT	3OT	Total
Oklahoma State (27-5)	32	36	6	12	10	96
Michigan State (21-8)	37	31	6	12	8	94

1996

No. 9 Michigan State 60, No. 8 Massachusetts 57 (OT) March 16, 1996 — Storrs, Conn.

MICHIGAN STATE	FG-A	3FG-A	FT-A	REB	A	BLK	ST	PTS
Paula Sanders*	4-12	0-0	4-9	16	0	3	4	12
Cheri Euler*	3-11	0-0	2-2	5	6	0	1	8
Nicole Cushing*	1-4	0-0	4-4	1	1	0	0	6
Tamika Matlock*	1-3	0-0	0-0	3	4	0	4	2
Jamie Wesley*	8-16	1-4	0-2	3	2	0	0	17
Zareth Gray	4-11	0-1	5-7	3	2	0	0	13
Bella Engen	0-2	0-0	0-0	1	0	0	0	0
Akilah Collier	1-2	0-0	0-0	0	0	0	0	2
Totals	22-61	1-5	15-24	39	15	3	9	60
	(.361)	(.200)	(.625)					

MASSACHUSETTS	FG-A	3FG-A	FT-A	REB	A	BLK	ST	PTS
Octavia Thomas*	8-18	0-2	5-6	8	2	1	4	21
Crystal Carroll*	2-8	0-0	3-4	11	2	2	1	7
Melissa Gurle*	6-15	0-0	0-0	13	0	4	1	12
Beth Kuzmeski*	4-13	2-9	1-1	6	2	0	1	11
Sabriya Mitchell*	2-6	0-1	0-0	2	4	0	0	4
Jaywawa Bradley	0-3	0-1	0-0	0	0	0	0	0
Yolanda Rayside	0-1	0-0	0-0	1	0	0	0	0
Tricia Hopson	0-1	0-0	0-0	2	0	0	0	0
Nicole Carter	1-1	0-0	0-0	0	0	0	0	2
Totals	23-66	2-13	9-11	46	9	7	7	57
	(.348)	(.154)	(.818)					

Attendance: 8,241

Score by Periods	1st	2nd	OT	Total
Michigan State (18-10)	24	25	11	60
Massachusetts (20-10)	21	28	8	57

Spartan History



No. 1 Connecticut 88, No. 9 Michigan State 68 March 18, 1996 — Storrs, Conn.

MICHIGAN STATE	FG-A	3FG-A	FT-A	REB	A	BLK	ST	PTS
Paula Sanders*	5-11	0-0	0-1	11	0	0	2	11
Cheri Euler*	5-12	0-1	2-2	3	3	0	1	12
Nicole Cushing*	2-4	0-0	1-1	2	0	0	1	5
Tamika Matlock*	7-7	1-1	0-0	0	8	0	3	15
Jamie Wesley*	4-13	3-6	0-0	2	1	0	0	11
Zareth Gray	6-9	1-2	0-0	4	2	0	2	13
Akilah Collier	0-1	0-1	0-0	0	0	0	0	0
Bella Engen	1-3	0-0	0-0	2	0	0	0	2
Pernille Dalgaard	0-0	0-0	0-0	2	0	0	0	0
Alana Burns	0-0	0-0	0-0	0	0	0	0	0
Kamilah Cunningham	0-0	0-0	0-0	0	0	0	0	0
Totals	30-60	5-11	3-4	28	14	0	9	68
	(.500)	(.455)	(.750)					

CONNECTICUT	FG-A	3FG-A	FT-A	REB	A	BLK	ST	PTS
Carla Berube*	3-5	0-0	2-4	7	2	1	0	8
Jamelle Elliott*	7-9	0-0	3-4	7	1	0	1	17
Kara Wolters*	7-11	0-0	8-10	5	0	3	0	22
Jennifer Rizzotti*	7-13	3-5	1-2	1	6	0	3	18
Nykesha Sales*	7-12	1-1	1-3	4	5	1	3	16
Tammy Arnold	0-2	0-1	2-2	1	0	0	2	2
Amy Duran	2-3	0-1	0-0	3	2	0	1	4
Rita Williams	0-2	0-1	1-2	1	1	0	0	1
Kelly Hunt	0-0	0-0	0-0	0	0	0	0	0
Missy Rose	0-1	0-1	0-0	0	0	0	1	0
Amy Hughes	0-0	0-0	0-0	0	0	0	0	0
Totals	33-58	4-10	18-27	35	17	5	11	88
	(.569)	(.400)	(.667)					

Attendance: 8,241

Score by Periods	1st	2nd	Total
Michigan State (18-11)	33	35	68
Connecticut (32-3)	43	45	88

1997

No. 8 Michigan State 75, No. 9 Portland 70 (OT) March 14, 1997 — Chapel Hill, N.C.

PORTLAND	FG-A	3FG-A	FT-A	REB	A	BLK	ST	PTS
Kim Green*	9-14	0-2	4-4	6	0	0	0	22
Kristin Heptlon*	5-10	1-5	0-0	5	3	1	2	11
Wendy Toonen*	7-19	0-3	3-3	11	6	3	4	17
Jill Petersen*	1-1	0-0	0-0	2	2	0	3	2
Deana Lansing*	4-17	2-9	0-0	2	7	2	6	10
Sarah Green	2-8	0-0	0-0	4	0	2	0	4
Nancy Pompili	2-2	0-0	0-0	3	1	0	0	4
Christy Stein	0-0	0-0	0-0	0	0	0	0	0
Jennifer Swinton	0-0	0-0	0-0	1	0	0	0	0
Totals	30-71	3-19	7-7	38	19	8	15	70
	(.423)	(.158)	(1.000)					

MICHIGAN STATE	FG-A	3FG-A	FT-A	REB	A	BLK	ST	PTS
Paula Sanders*	4-13	0-0	2-6	12	0	0	3	10
Cheri Euler*	2-8	0-1	0-0	4	3	1	2	4
Kristen Rasmussen*	10-14	0-0	3-6	11	2	3	0	23
Tamika Matlock*	2-4	0-0	3-3	4	8	0	1	7
Jamie Wesley*	5-18	2-5	2-2	6	1	1	0	14
Nicole Cushing	3-4	0-0	0-2	3	0	1	1	6
Maxann Reese	2-6	1-2	2-2	2	1	0	0	7
Bella Engen	0-5	0-0	4-4	2	0	0	0	4
Totals	28-72	3-8	16-25	52	15	6	7	75
	(.389)	(.375)	(.640)					

Attendance: N/A

Score by Periods	1st	2nd	OT	Total
Portland (27-3)	33	35	2	50
Michigan State (22-7)	34	34	7	75



NCAA Tournament Box Scores

No. 1 N. Carolina 81, No. 8 Michigan State 71 (OT)

March 16, 1997 — Chapel Hill, N.C.

MICHIGAN STATE	FG-A	3FG-A	FT-A	REB	A	BLK	ST	PTS
Paula Sanders*	3-8	0-0	2-2	7	1	1	1	8
Cheri Euler*	10-15	0-1	2-2	2	5	0	2	22
Kristen Rasmussen*	4-9	0-0	0-0	9	3	0	1	8
Tamika Matlock*	1-5	0-0	0-0	5	3	0	1	2
Jamie Wesley*	7-16	2-5	0-0	5	4	0	6	16
Maxann Reese	2-10	2-8	0-0	2	0	0	0	6
Nicole Cushing	1-1	0-0	1-2	1	0	1	1	3
Whitney Winberg	3-5	0-0	0-0	1	0	0	0	6
Totals	31-69	4-14	5-6	35	17	2	12	71

(449) (286) (.833)

NORTH CAROLINA

NORTH CAROLINA	FG-A	3FG-A	FT-A	REB	A	BLK	ST	PTS
Tracy Reid*	10-17	0-0	5-8	15	2	1	3	25
Lori Gear*	0-3	0-2	2-2	1	4	0	1	2
Sheenika Walker*	2-5	0-0	2-2	3	0	0	1	6
Chanel Wright*	5-12	2-5	1-3	8	3	0	2	13
Marion Jones*	12-21	1-6	2-4	2	2	1	4	27
Jessica Gaspar	2-8	0-3	0-2	3	1	0	1	4
Nicole Walker	0-1	0-0	4-4	6	0	0	1	4
Yanick Johnson	0-1	0-0	0-0	0	0	0	0	0
Melissa Clayson	0-0	0-0	0-0	0	0	0	0	0
Totals	31-68	3-16	16-25	42	12	2	13	81

(456) (188) (.640)

Attendance: 3,772

Score by Periods

	1st	2nd	OT	Total
Michigan State (22-8)	26	37	8	71
North Carolina (29-2)	28	35	18	81

No. 9 TCU 50, No. 8 Michigan State 47

March 23, 2003 — Storrs, Conn.

TCU 50 - (20-13)

#	Player	Total		3 Pts		Rebounds			PF	TP	A	TO	Bk	Stl	Min.
		FG	FGA	FG	FGA	Off	Def	Total							
21	Evans, Tiffany	f	4-11	2-4	4-4	1	5	6	3	14	0	3	3	0	26
30	Ivin, Sandra	g	2-9	0-0	2-2	4	10	14	1	4	1	5	5	0	32
10	Baldwin, Candace	g	0-2	0-2	3-3	0	3	3	2	1	3	5	0	1	26
38	Shaw, Ebony	g	1-8	0-4	1-2	1	2	0	0	3	1	3	1	1	21
35	Payne, Tricia	g	1-4	1-3	2-2	0	0	0	3	5	0	1	0	0	22
11	Browning, Ashley	g	1-2	0-1	0-0	0	1	1	0	2	0	0	1	0	4
12	Ortega, Kim	g	0-2	0-2	0-0	0	2	0	0	0	0	0	0	0	14
24	Newson, Nikki	g	0-0	0-0	0-0	0	2	2	0	0	0	0	0	0	1
25	Pack, Amy	g	2-6	0-2	0-0	1	0	3	4	1	1	0	0	3	16
46	Gantt, Grace	g	6-9	3-5	0-0	5	2	7	0	15	2	2	0	0	21
45	Wyrin, Tracy	g	0-0	0-0	0-0	0	0	0	0	0	1	1	0	0	8
Team						1	5	6							
Totals		17-53	6-23	10-13	13	31	44	12	50	9	22	11	7	0	200

FG % 1st Hal: 6-24 25.0% 2nd Hal: 11-29 37.9% Game: 17-53 32.1%
 3FG % 1st Hal: 3-11 27.3% 2nd Hal: 3-12 25.0% Game: 6-23 26.1%
 FT % 1st Hal: 2-2 100.0% 2nd Hal: 8-11 72.7% Game: 10-13 76.9%

MICHIGAN STATE 47 - (17-12)

#	Player	Total		3 Pts		Rebounds			PF	TP	A	TO	Bk	Stl	Min.
		FG	FGA	FG	FGA	Off	Def	Total							
33	Page, Julie	f	1-1	0-0	0-0	2	6	8	3	4	0	3	0	0	27
32	Shank, Liz	f	3-12	0-0	0-0	2	6	8	3	4	0	3	0	2	38
42	Rouching, Kelli	c	1-7	0-0	2-2	2	6	8	1	4	1	2	1	2	25
44	Haynie, Kristin	g	2-14	1-4	2-2	1	2	3	2	7	5	3	1	1	38
20	Bowen, Lindsay	g	3-11	1-7	1-1	1	2	3	8	4	0	4	0	2	36
15	Callier, Jennifer	g	0-0	0-0	0-0	0	0	0	0	0	0	0	0	0	1
21	Bronfield, Sylenea	g	7-19	4-9	0-1	7	15	3	18	1	3	0	2	35	
Team						3	2	5							
Totals		17-64	6-20	7-17	26	43	13	47	7	17	1	12	0	0	200

FG % 1st Hal: 5-24 20.8% 2nd Hal: 12-40 30.0% Game: 17-64 26.6%
 3FG % 1st Hal: 2-8 25.0% 2nd Hal: 4-12 33.3% Game: 6-20 30.0%
 FT % 1st Hal: 0-1 0.0% 2nd Hal: 7-7 100.0% Game: 7-8 87.5%

Officials: Melissa Barlow, Mike Price, Anisa Myles

Technical Fouls: TCU None; MICHIGAN STATE None

2003 NCAA WOMEN'S BASKETBALL FIRST ROUND

TCU advances to play UCONN Tuesday at 2:00 mid.

Conference Records	TCU	MSU
TCU	17	35
MICHIGAN STATE	12	35

Last FG - TCU 2nd 00:01, MSU 2nd 00:03

Largest Lead - TCU by 16 2nd 16:10, MSU by 5 1st 14:16

Points: TCU 50, MSU 47

In Paint: TCU 22, MSU 12

2nd Chance: TCU 13, MSU 7

Fast Break: TCU 7, MSU 2

Bench: TCU 1, MSU 18

Score tied - 3 times

Lead changed - 1 time

2004

No. 8 Michigan State 72, No. 9 Arizona 60

March 21, 2004 — Austin, Texas

Arizona 60 - (24-9)

#	Player	Total		3 Pts		Rebounds			PF	TP	A	TO	Bk	Stl	Min.
		FG	FGA	FG	FGA	Off	Def	Total							
30	Hobson, Shannon	f	2-4	0-0	1-4	3	4	7	3	5	0	0	0	0	25
10	Polk, Shawntonia	c	9-15	0-0	5-6	3	5	8	3	23	3	3	1	3	33
11	Whiteley, Dee-Dee	c	6-13	3-6	0-0	1	3	4	4	11	5	5	1	4	37
13	Gray, Aimee	g	2-6	1-3	3-6	1	0	1	2	8	1	2	0	3	36
23	Jones, Natalie	g	3-8	1-3	0-0	1	1	2	3	7	4	1	0	4	32
25	Sanford, ColCae	g	0-1	0-0	0-0	0	1	1	0	0	2	0	0	0	4
37	Lindner, Katrina	g	0-0	0-0	0-0	0	0	0	0	0	0	0	0	0	3
30	Dager, Jessica	g	0-2	0-1	0-0	0	0	0	1	0	1	0	1	1	12
44	Adeloso, Danielle	g	1-5	0-0	4-5	3	4	7	2	6	4	0	0	0	18
Team						0	2	2							
Totals		21-52	5-13	13-21	12	19	31	18	60	13	18	4	13	0	200

FG % 1st Hal: 11-26 42.3% 2nd Hal: 10-26 38.5% Game: 21-52 40.5%
 3FG % 1st Hal: 3-6 50.0% 2nd Hal: 3-7 28.6% Game: 5-13 38.5%
 FT % 1st Hal: 2-4 50.0% 2nd Hal: 11-15 73.3% Game: 13-21 61.9%

MICHIGAN STATE 72 - (22-8)

#	Player	Total		3 Pts		Rebounds			PF	TP	A	TO	Bk	Stl	Min.
		FG	FGA	FG	FGA	Off	Def	Total							
32	Shank, Liz	f	6-12	0-2	4-5	6	7	13	2	18	2	1	0	2	34
42	Rouching, Kelli	c	6-8	0-0	2-4	2	2	4	10	0	3	1	2	2	29
44	Haynie, Kristin	g	5-9	0-3	2-2	1	5	6	1	12	5	6	0	3	33
20	Bowen, Lindsay	g	7-18	2-8	2-2	1	1	2	10	3	1	2	0	0	39
24	Haynes, Renee	g	4-8	2-3	0-0	1	3	4	1	10	4	2	0	2	36
15	Page, Julie	g	1-3	0-0	0-0	0	1	1	1	2	1	0	0	0	9
31	Lucas-Perry, Victoria	g	0-0	0-0	0-0	0	0	0	0	0	0	0	0	0	4
34	McKinney, Patricia	g	0-0	0-0	0-0	0	3	3	0	2	0	3	1	0	8
44	Graham, Katrina	g	1-1	0-0	0-1	3	3	6	2	2	2	0	0	0	8
Team						3	2	5							
Totals		38-59	5-17	12-16	16	25	41	15	72	15	19	4	9	0	200

FG % 1st Hal: 13-29 44.8% 2nd Hal: 15-30 50.0% Game: 38-59 64.5%
 3FG % 1st Hal: 3-9 33.3% 2nd Hal: 1-8 12.5% Game: 4-17 23.5%
 FT % 1st Hal: 2-4 50.0% 2nd Hal: 8-12 66.7% Game: 10-16 62.5%

Officials: Bill Franklin, Jennifer Rouse, Julie Feltner

Technical Fouls: Arizona None; Michigan State None

Attendance: 1077

Game 12 - 2004 NCAA Championships - West Regional First Round (Austin, Texas)

Conference Records	MSU	ARIZ
Michigan State	23	38
Arizona	22	16
Michigan State	33	39

Last FG - ARZ 2nd 00:54, MSU 2nd 01:27

Largest Lead - ARZ by 7 1st 19:39, MSU by 12 2nd 15:54

Points: MSU 72, ARZ 60

In Paint: MSU 22, ARZ 12

2nd Chance: MSU 22, ARZ 19

Fast Break: MSU 4, ARZ 2

Bench: MSU 2, ARZ 6

Score tied - 4 times

Lead changed - 1 time

No. 1 Texas 80, No. 8 Michigan State 61

March 23, 2004 — Austin, Texas

Michigan State 61 - (22-9)

#	Player	Total		3 Pts		Rebounds			PF	TP	A	TO	Bk	Stl	Min.
		FG	FGA	FG	FGA	Off	Def	Total							
32	Shank, Liz	f	6-9	2-3</											

CAA Tournament Box Scores

2005

No. 1 Michigan State 61, No. 8 USC 59

No. 1 Michigan State 73, No. 16 Alcorn State 41

March 21, 2005 - Minneapolis, Minn.

Alcorn State 41 - 219

Box score for Alcorn State vs Michigan State, 41-61. Includes player stats for 22 players and team totals.

FG % 1st Half: 7.36, 19.4%
FG % 2nd Half: 2.8, 25.0%
FT % 1st Half: 1.2, 50.0%

Michigan State 73 - 29-3

Box score for Michigan State vs Alcorn State, 73-41. Includes player stats for 12 players and team totals.

FG % 1st Half: 14.29, 48.3%
FG % 2nd Half: 1.6, 16.7%
FT % 1st Half: 1.2, 50.0%

Officials: John Norvargh, James Alcock, Maida Roberts
Technical fouls: Alcorn State None; Michigan State None

Attendance: 740

Points by period table for Alcorn State vs Michigan State.

Last FG: ASU 2nd 01:53; MSU 2nd 00:03

Large foul: ASU None; MSU by 3rd 02:02-02:00

Points by period table for Michigan State vs Alcorn State.

Last FG: MSU 2nd 00:02; ASU 2nd 00:03

Large foul: USC by 1st 17:10; MSU by 1st 10:24

Southern California 59 - 20-11

Box score for Southern California vs Michigan State, 59-61. Includes player stats for 16 players and team totals.

FG % 1st Half: 11.32, 34.4%
FG % 2nd Half: 3.10, 20.0%
FT % 1st Half: 0.0, 0.0%

Michigan State 61 - 30-3

Box score for Michigan State vs Southern California, 61-59. Includes player stats for 12 players and team totals.

FG % 1st Half: 11.24, 45.8%
FG % 2nd Half: 1.6, 16.7%
FT % 1st Half: 4.6, 75.0%

Officials: Scott Varough, Bob Trammell, Yves McKinney
Technical foul: Southern California None; Michigan State None

Attendance: 1003

Points by period table for Michigan State vs Southern California.

Last FG: USC 2nd 00:02; MSU 2nd 00:03

Large foul: USC by 1st 17:10; MSU by 1st 10:24



Spartan History





NCAA Tournament Box Scores

No. 1 Michigan State 68, No. 1 Tennessee
April 3, 2005 – Indianapolis, Ind.

No. 2 Baylor 84, No. 1 Michigan State 62
April 5, 2005 – Indianapolis, Ind.

Michigan State 68 - 33.3

#	Player	Total		3-Pr		Rebounds		PF	TP	A	T	Bk	Stl	Min	
		FG	FGA	FG	FGA	FT	FTA								OR
12	Shimek, Liz	f	6-10	0-0	2-3	4	7	11	1	14	1	0	0	1	37
42	Roehrig, Kelli	c	6-12	0-0	0-0	2	1	3	1	12	1	1	0	0	35
44	Hayne, Kristin	g	2-7	0-2	0-0	2	7	9	3	4	7	0	0	4	33
20	Bowen, Lindsay	g	6-13	4-7	2-2	0	0	0	0	18	2	4	0	2	36
31	Lucas-Perry, Victoria	g	4-9	3-4	3-4	2	4	6	2	14	4	2	0	2	28
24	Hayne, Rene	g	2-8	0-2	0-0	0	1	1	2	4	0	1	0	2	24
44	Graham, Katrina	g	0-0	0-0	2-2	0	1	1	2	1	0	0	0	7	
Team															
Totals			26-59	7-15	9-11	11	22	33	11	68	16	17	0	11	200

FG % 1st Half:	9.28	32.1%	2nd half:	17.31	54.8%	Game:	26.59	44.1%	Double
3FG % 1st Half:	3.9	33.3%	2nd half:	4.6	66.7%	Game:	7.15	46.7%	Rebounds
FT % 1st Half:	4.5	80.0%	2nd half:	5.6	83.3%	Game:	9.11	81.9%	41

Tennessee 64 - 30.5

#	Player	Total		3-Pr		Rebounds		PF	TP	A	T	Bk	Stl	Min	
		FG	FGA	FG	FGA	FT	FTA								OR
14	HORNBUCKLE, Alexis	f	7-11	1-1	1-4	4	8	2	16	6	3	2	2	35	
43	ELY, Shynia	f	4-14	0-0	1-2	1	7	8	3	9	1	5	1	34	
56	ANOSKE, Nicky	c	3-10	0-0	1-5	6	7	13	2	7	2	1	3	29	
01	ZOLMAN, Shanna	g	5-13	1-4	2-2	0	2	2	13	1	3	0	0	34	
21	MOORE, Laverie	g	5-8	1-2	0-0	4	2	4	2	11	2	5	0	38	
26	JACKSON, Brittany	g	1-3	0-1	0-0	0	0	0	2	2	0	0	0	13	
10	FLUKER, Tye'Sha	g	3-7	0-0	0-0	3	1	4	3	6	0	1	0	17	
Team															
Totals			28-66	3-8	5-13	19	24	43	16	64	12	18	6	10	200

FG % 1st Half:	14.33	42.4%	2nd half:	14.33	42.4%	Game:	28.44	42.4%	Double
3FG % 1st Half:	1.4	25.0%	2nd half:	2.4	50.0%	Game:	3.8	37.5%	Rebounds
FT % 1st Half:	3.8	80.0%	2nd half:	3.5	60.0%	Game:	5.13	35.5%	4

Officials: Sally Del, Bob Trammell, Michael Price
Technical fouls: Michigan State-TEAM; Tennessee-None.
Attendance: 2997

Team	pts	reb	ast	blk	stl
Michigan State	25	43	60		
Tennessee	31	33	61		

LAST FG - MSU 2nd/00:03; TEN 2nd/00:12
Largest lead - MSU by 10; TEN by 16 2nd/16:03

Score tied - 2 times
Lead changed - 2 times

Baylor 84 - (33.3)

#	Player	Total		3-Pr		Rebounds		PF	TP	A	T	Bk	Stl	Min
		FG	FGA	FG	FGA	FT	FTA							
33	YOUNG, Sophia	f	10-19	0-0	6-9	4	5	9	1	26	4	3	0	36
36	WIMARA, Alesia	f	0-1	0-1	0-0	0	2	2	1	0	1	1	0	2
45	BLACKMON, Sultaria	c	8-19	0-0	6-8	2	5	7	2	22	1	2	0	15
02	WHITAKER, Chelsea	g	0-2	0-0	0-1	1	2	3	1	0	6	1	0	2
01	SCOTT, Chantika	g	3-3	1-1	0	1	3	4	0	7	3	2	0	18
01	JONES, Monique	g	0-0	0-0	0-0	0	0	0	0	0	0	0	0	1
04	ONWUMBU, Chika	g	0-0	0-0	0-0	0	0	0	0	0	0	0	0	1
05	FOX, Charlene	g	0-0	0-0	0-0	0	2	2	0	0	0	0	0	2
12	WYATT, Latoya	g	3-5	0-1	2-4	1	5	4	8	0	1	0	0	20
13	JONES, Mikona	g	0-0	0-0	0-0	0	0	0	0	0	0	0	0	1
20	TISDALE, Angela	g	0-2	0-1	2-2	0	0	0	0	2	1	2	0	8
22	DAVIS, Jordan	g	0-0	0-0	0-0	0	0	0	0	0	0	0	0	1
25	HAMERS, Mistune	g	0-0	0-0	0-0	0	0	0	0	0	0	0	0	2
51	NIEMANN, Emily	g	6-10	5-8	2-2	1	2	3	1	19	1	0	0	1
Team														
Totals			30-61	6-12	18-26	16	29	45	12	84	17	12	0	8

FG % 1st Half:	14.31	45.2%	2nd half:	16.30	53.3%	Game:	30.61	49.2%	Double
3FG % 1st Half:	5.9	55.6%	2nd half:	1.3	33.3%	Game:	6.12	50.0%	Rebounds
FT % 1st Half:	4.4	66.7%	2nd half:	14.20	70.0%	Game:	18.36	69.2%	41

Michigan State 62 - (33.4)

#	Player	Total		3-Pr		Rebounds		PF	TP	A	T	Bk	Stl	Min
		FG	FGA	FG	FGA	FT	FTA							
42	Roehrig, Kelli	c	3-8	0-0	2-2	0	5	3	8	0	1	3	0	30
44	Hayne, Kristin	g	7-14	0-3	3-5	0	1	4	17	5	1	0	5	37
25	Dwyer, Maggie	g	5-14	2-8	8-10	1	2	3	0	26	1	2	0	37
31	Lucas-Perry, Victoria	g	3-6	1-3	0-0	0	2	2	3	7	0	1	0	25
24	Hayne, Rene	g	0-3	0-1	1-2	0	2	2	2	1	2	0	0	19
05	Dwyer, Maggie	g	0-0	0-0	0-0	0	0	0	0	0	0	0	0	1
32	Small, Melanie	g	0-0	0-0	0-0	0	0	0	0	0	0	0	0	1
44	Graham, Katrina	g	0-0	0-0	0-0	0	0	2	0	0	0	0	0	3
45	Banslow, Nyshka	g	0-0	0-0	0-0	0	0	0	0	0	0	0	0	1
14	Hall, Laura	g	1-2	0-0	0-0	0	1	1	2	2	0	0	1	9
Team														
Totals			22-53	4-18	14-19	3	19	22	19	62	9	12	5	8

FG % 1st Half:	10.25	40.0%	2nd half:	12.28	42.9%	Game:	22.53	41.5%	Double
3FG % 1st Half:	2.7	28.0%	2nd half:	2.15	18.2%	Game:	4.18	22.2%	Rebounds
FT % 1st Half:	3.4	75.0%	2nd half:	14.19	73.3%	Game:	14.19	73.3%	41

Officials: Melissa Barlow, Lisa Mellingy, Scott Yarborough
Technical fouls: Baylor None; Michigan State-None.
Attendance: 2997

Team	pts	reb	ast	blk	stl
Baylor	37	47	58		
Michigan State	25	37	62		

LAST FG - BAYLOR 1st/06:26; MSU 2nd/03:39
Largest lead - BAYLOR by 23 2nd/06:25; MSU by 10 2nd/18:28

Score tied - 8 times
Lead changed - 1 time



2006 No. 4 Michigan State 65, No. 13 Wis.-Milwaukee 46 March 18, 2006 – Chicago, Ill.

Wisconsin-Milwaukee 46 - 23.9

#	Player	Total		3-Pr		Rebounds		PF	TP	A	T	Bk	Stl	Min
		FG	FGA	FG	FGA	FT	FTA							
12	WYPSZYNSKI, Kim	f	0-2	0-0	0	2	2	0	0	2	0	3	0	14
22	DRUMMOND, Nichole	f	4-8	1-5	2-2	1	2	1	11	2	0	2	0	29
14	EDWARDS, Traci	c	0-0	0-0	1-5	2	7	4	0	13	2	1	1	26
23	ONSON, Meredith	g	1-4	0-3	0-0	0	2	2	1	2	2	0	0	18
25	O'BRIEN, Molly	g	5-10	0-1	0-0	1	3	4	10	4	4	1	3	38
14	McCAIN, Tansue	g	0-2	0-0	2-2	1	2	3	0	2	0	0	0	8
05	COOK, Amanda	g	0-0	0-0	0-0	0	0	0	0	0	0	0	0	1
11	HAMPTON, Aubrey	g	0-1	0-0	0	1	2	0	0	1	0	0	0	5
21	MARKERT, Emily	g	1-3	0-1	0-0	0	1	2	2	1	3	0	0	13
09	JOHNSON, Kiley	g	0-0	0-0	0-0	0	0	0	0	0	0	0	0	0
33	FOURNIER, Katie	g	0-0	0-0	1-2	0	0	0	0	1	0	1	0	4
34	ROGERS, Megan	g	2-4	1-2	0-0	0	0	0	5	1	2	0	0	12
46	ROTE, Aubri	g	0-0	0-0	0-0	0	0	0	0	0	0	0	0	2
Team														
Totals			19-42	2-12	6-11	7	21	28	12	46	13	22	4	7

FG % 1st Half:	10.23	43.5%	2nd half:	6.19	47.6%	Game:	19-42	45.2%	Double
3FG % 1st Half:	1.7	14.3%	2nd half:	1.5	20.0%	Game:	2-12	16.7%	Rebounds
FT % 1st Half:	1.4	25.0%	2nd half:	5.7	71.4%	Game:	6.11	54.5%	41

Michigan State 65 - 23.9

#	Player	Total		3-Pr		Rebounds		PF	TP	A	T	Bk	Stl	Min
		FG	FGA	FG	FGA	FT	FTA							
22	Jefferson, Asha	f	3-10	0-0	2-3	2	6	8	3	8	3	2	0</	

NCAA Tournament Box Scores

No. 4 Michigan State 67, No. 5 Kentucky 63
March 20, 2006 - Chicago, Ill.

No. 1 Duke 86, No. 4 Michigan State 61
March 26, 2006 - Bridgeport, Conn.

Kentucky 63 • 29.9

##	Player	Total	3-Pr			Rebounds			PF	TP	A	T.O.	BK	SL	Min
			FG	FGA	FT	FTA	Off	Def							
32	Humphrey, Jennifer	1	2-4	0-0	0-0	3	1	4	2	5	3	1	1	34	
04	Ellert, Sarah	5	4-11	0-0	0-0	2	4	6	5	8	0	2	2	24	
06	Omerot, Carly	q	6-11	3-7	0-0	1	4	5	2	15	6	1	1	37	
11	Mahoney, Samantha	g	3-10	1-2	0-0	2	3	5	3	7	2	2	0	33	
20	Bosman, Christie	g	2-4	0-0	0-0	0	0	0	4	0	3	0	1	13	
01	Roddy, Elia	5-8	0-0	0-0	0-0	2	6	8	2	10	0	1	3	22	
10	Akcius, Nastassia	1-2	1-2	0-0	0	0	0	0	3	2	2	0	1	11	
33	Pfeiffer, Jenny	3-12	2-9	-4-4	0	0	0	0	2	12	0	0	0	26	
Team					0	5	5								
Totals		26-62	7-20	4-4	10	23	33	16	63	15	14	7	6	200	

FG % 1st Half: 14.29 48.3% 2nd Half: 12.33 36.4% Game: 26.62 41.9% Double
 3FG % 1st Half: 0.0 0.0% 2nd Half: 3.0 8.0% Game: 3.0 8.0% Rebounds
 FT % 1st Half: 2.2 100.0% 2nd Half: 2.2 100.0% Game: 4.4 100.0%

Michigan State 67 • 24.9

##	Player	Total	3-Pr			Rebounds			PF	TP	A	T.O.	BK	SL	Min
			FG	FGA	FT	FTA	Off	Def							
22	Jefferson, Asha	1	0-1	0-0	0-0	4	2	6	0	16	0	2	1	30	
52	Shimok, Liz	1	4-13	0-1	4-5	4	4	8	0	12	3	1	0	34	
10	Brown, Lindsay	q	3-10	1-5	2-2	1	3	4	3	9	3	0	0	33	
24	Haynes, Rene	g	4-8	0-2	1-2	1	4	5	1	4	2	1	4	34	
31	Lucas-Perry-Victoria	g	3-8	2-4	5-6	1	8	9	1	13	1	2	2	36	
05	Alich, Lauren	0-0	0-0	0-0	0	0	0	0	0	0	0	0	0	1	
13	Davidson, Courtney	0-1	0-0	0-0	0	1	1	0	0	1	0	0	0	13	
54	Hall, Laura	3-5	0-0	0-2	0	1	1	0	8	0	1	0	0	19	
Totals		25-59	3-12	14-19	14	26	40	5	67	12	13	4	5	200	

FG % 1st Half: 15.35 42.9% 2nd Half: 31.76 41.7% Game: 25.59 42.4% Double
 3FG % 1st Half: 1.7 14.3% 2nd Half: 3.0 8.0% Game: 3.12 20.8% Rebounds
 FT % 1st Half: 2.4 50.0% 2nd Half: 12.15 80.0% Game: 14.19 73.7%

Officials: Cameron Inouye, Albert Tibau, Bryan Brunette
 Technical Fouls: Kentucky None; Michigan State None
 Attendance: 3212
 Start: Elbert (UK) fouled out at :16:03 of second half
 Michigan State advances to first round's Round of 16

Score by periods	1st		2nd		Total	
	MSU	KY	MSU	KY	MSU	KY
Kentucky	34	29	65			
Michigan State	33	34	67			

Last FG: UK, 2nd 0:06; MSU 2nd 04:25
 Largest lead: UK by 9, MSU by 11, MSU by 10 to 3:01
 Score tied: 4 times, Lead changed - 11 times

Michigan State 61 • 24.10

##	Player	Total	3-Pr			Rebounds			PF	TP	A	T.O.	BK	SL	Min
			FG	FGA	FT	FTA	Off	Def							
20	Bowen, Lindsay	1	4-6	2-10	0-0	1	3	4	0	2	2	0	0	36	
22	Jefferson, Asha	1	3-13	0-1	3-2	5	1	6	3	15	0	6	0	29	
24	Haynes, Rene	1	3-6	0-1	1-1	2	4	6	1	7	1	2	0	26	
31	Lucas-Perry-Victoria	1	6-16	3-8	2-2	1	3	4	3	17	3	3	0	33	
52	Shimok, Liz	1	2-5	0-0	1-2	2	5	7	2	5	2	0	0	1	35
05	Alich, Lauren	0-0	0-0	5-6	2	0	2	1	5	0	0	0	0	12	
13	Davidson, Courtney	1-4	0-2	0-0	0	1	1	0	2	3	2	0	1	15	
25	Dwyer, Maggie	0-0	0-0	0-0	0	0	0	0	0	0	0	0	0	2	
54	Hall, Laura	0-2	0-0	0-0	0	0	1	4	0	1	2	0	0	12	
Team					2	3	5								
Totals		23-64	5-22	10-13	16	20	36	14	61	12	17	0	7	200	

FG % 1st Half: 15.30 50.0% 2nd Half: 8.34 23.5% Game: 23.84 35.9% Double
 3FG % 1st Half: 4.0 40.0% 2nd Half: 1.0 8.3% Game: 5.02 20.7% Rebounds
 FT % 1st Half: 3.3 100.0% 2nd Half: 7.10 70.0% Game: 10.13 76.9%

Duke 86 • 29.3

##	Player	Total	3-Pr			Rebounds			PF	TP	A	T.O.	BK	SL	Min
			FG	FGA	FT	FTA	Off	Def							
01	Williams, Miesha	1	5-8	0-0	3-4	3	2	5	2	13	2	3	0	4	25
10	Harding, Lindsay	1	4-8	0-1	2-2	2	4	6	1	10	7	3	0	31	
23	Smith, Wanasha	1	2-6	0-2	0-0	3	0	3	1	4	2	2	0	1	21
25	Curtis, Monique	1	7-12	2-3	1-1	0	3	3	1	17	4	1	0	26	
43	Bales, Alison	1	4-6	0-0	2-2	1	7	8	2	10	3	0	5	25	
02	Wagner, Emily	0-2	0-2	0-0	0	1	1	0	0	0	0	0	0	4	
03	Karr, Laura	1-3	0-1	0-0	0	0	0	0	2	0	0	0	0	7	
40	Waner, Abby	5-8	3-6	1-1	0	2	2	14	3	2	0	1	1	21	
11	Black, Charne	5-7	0-0	0	2	5	7	2	10	0	0	1	0	21	
24	Foley, Jessica	2-5	2-5	0-0	0	1	1	2	4	1	1	0	0	17	
30	Gay, Carmen	0-0	0-0	0-0	0	0	0	0	0	0	0	0	0	2	
Team					1	26	31	13	86	22	12	6	10	200	

FG % 1st Half: 19.57 51.4% 2nd Half: 16.38 57.1% Game: 35.65 53.6% Double
 3FG % 1st Half: 1.1 14.3% 2nd Half: 1.9 11.1% Game: 7.20 25.0% Rebounds
 FT % 1st Half: 1.1 100.0% 2nd Half: 8.9 88.9% Game: 9.10 90.0%

Officials: Melissa Barber, Sue Bauch, Yvette McKinney
 Technical Fouls: Michigan State None; Duke None
 Attendance: 9091
 2006 NCAA Women's Basketball - Bridgeport Regional - Sweet 16

Score by periods	1st		2nd		Total	
	MSU	DUKE	MSU	DUKE	MSU	DUKE
Michigan State	37	24	61			
Duke	45	41	86			

Last FG: MSU 2nd 01:01; DUKE 2nd 03:40
 Largest lead: MSU by 10 to 10:38; DUKE by 29 to 03:40
 Score tied: 1 time, Lead changed - 2 times

Spartan History

2007

No. 5 Michigan State 69, No. 12 Delaware 58
March 18, 2007 - East Lansing, Mich.

No. 4 Rutgers 70, No. 5 Michigan State 57
March 20, 2007 - East Lansing, Mich.

Delaware 58 • 26.6

##	Player	Total	3-Pr			Rebounds			PF	TP	A	T.O.	BK	SL	Min
			FG	FGA	FT	FTA	Off	Def							
11	DeHaven, Kyle	1	5-15	1-4	1-2	1	3	4	4	12	2	3	0	34	
12	Korshinsky, Alena	1	2-6	1-4	1-2	1	2	3	1	4	3	1	0	36	
23	Smith, Tyesha	1	7-25	0-0	5-8	1	4	5	4	19	1	1	0	39	
01	Fisher, Christy	1	5-15	1-5	2-2	1	5	6	1	13	3	4	1	32	
04	Ferguson, Farrah	1	0-2	0-0	2-2	2	2	4	2	2	0	3	0	20	
24	Thomas, EThymee	0-0	0-0	0-0	0	0	0	0	0	1	0	0	0	2	
30	Irving, Courtney	3-6	0-0	0-0	0	5	10	3	6	0	0	0	0	27	
32	Mundy, Jamie	0-5	0-2	0-0	0	1	1	0	0	0	0	0	0	10	
Totals		22-74	3-15	11-16	17	25	42	19	58	9	10	4	15	200	

FG % 1st Half: 6.41 19.5% 2nd Half: 14.33 42.4% Game: 22.74 29.7% Double
 3FG % 1st Half: 1.0 10.0% 2nd Half: 2.5 20.0% Game: 3.15 20.0% Rebounds
 FT % 1st Half: 3.8 37.5% 2nd Half: 8.8 100.0% Game: 11.16 68.8%

Michigan State 69 • 28.8

##	Player	Total	3-Pr			Rebounds			PF	TP	A	T.O.	BK	SL	Min
			FG	FGA	FT	FTA	Off	Def							
21	Johnson, Mia	1	4-10	3-5	2-2	2	2	4	2	13	2	3	0	35	
22	Jefferson, Asha	1	3-14	0-0	4-6	3	4	7	3	10	2	2	0	26	
24	Haynes, Rene	1	2-11	1-5	4-8	0	7	7	1	11	5	0	0	33	
31	Lucas-Perry-Victoria	1	4-7	3-5	1-1	5	4	9	2	12	3	0	3	32	
41	DeHaven, Alyssa	1	5-8	0-0	3-4	2	7	9	3	13	0	2	6	24	
13	Davidson, Courtney	1	0-1	0-1	0-0	0	0	0	0	1	1	1	0	13	
33	Wuff, Alisha	0-1	0-1	0-0	0	1	2	0	0	0	0	0	0	7	
44	Graham, Katrina	1-4	0-0	0-0	0	1	3	4	1	2	3	0	1	13	
45	Banister, Myisha	3-6	0-0	0-0	0	5	10	3	6	0	0	0	0	27	
54	Hall, Laura	1-2	0-0	1-1	1	1	2	0	3	0	0	0	0	10	
Team					2	3	5								
Totals		22-62	7-17	18-23	17	37	54	15	69	16	19	11	5	200	

FG % 1st Half: 8.29 27.6% 2nd Half: 14.33 42.4% Game: 22.62 35.5% Double
 3FG % 1st Half: 3.11 27.3% 2nd Half: 4.4 46.7% Game: 11.7 42.9% Rebounds
 FT % 1st Half: 6.7 85.7% 2nd Half: 18.23 78.3%

Officials: Derek Kamber, Karen J Prince, Tommy Salermo
 Technical Fouls: Delaware None; Michigan State None
 Attendance: 6760

Score by periods	1st		2nd		Total	
	MSU	DE	MSU	DE	MSU	DE
Delaware	20	38	58			
Michigan State	25	44				



NCAA Tournament Box Scores

2009

No. 9 Michigan State 60, No. 8 Middle Tennessee 59
March 22, 2009 – East Lansing, Mich.

No. 9 Michigan State 63, No. 1 Duke 49
March 24, 2009 – East Lansing, Mich.

Michigan State 60 • 22-10

#	Player	Total			3-Pt			Rebounds				PF	TP	A	T	Bk	Stl	Min	
		FG	FGA	FT	FTA	FG	FGA	FT	FTA	OR	DR								TO
15	Washington, Cotera	5	8	0	1	2	3	3	2	12	6	1	2	3	33				
21	Johnson, Mia	2	9	1	4	1	1	0	2	2	4	1	5	0	11	36			
22	Jefferson, Asha	8	19	1	3	5	5	10	3	20	1	2	0	0	34				
30	Johnson, Lykundra	0	1	0	0	1	2	3	2	0	1	4	1	1	17				
41	DeHaan, Alyssa	3	7	0	0	0	2	4	6	0	4	0	1	6	0	33			
03	Poole, Porsche	0	0	0	0	0	0	0	0	0	0	0	0	0	0	3			
24	Schiffauer, Courtney	0	0	0	0	0	1	0	0	0	0	1	0	0	0	2			
32	Kearse, Kalisha	4	6	1	2	4	3	1	4	2	13	2	4	1	31				
45	Alich, Lauren	1	4	0	0	1	2	3	3	0	0	1	1	0	1	11			
Team																			
Totals		23	54	3	8	11	12	17	22	39	14	6	11	21	11	6	200		

FG % 1st Half:	12.30	40.0%	2nd half:	11.24	45.8%	Game:	23.54	42.6%	Duplicate	
3FG % 1st Half:	0.0	0.0%	2nd half:	1.3	33.3%	Game:	1.8	29.4%	Duplicate	
FT % 1st Half:	6.6	100.0%	2nd half:	5.6	83.3%	Game:	11.12	91.7%	Duplicate	

Middle Tennessee 59 • 28-6

#	Player	Total			3-Pt			Rebounds				PF	TP	A	T	Bk	Stl	Min
		FG	FGA	FT	FTA	FG	FGA	FT	FTA	OR	DR							
00	Lymon, Chelsea	1	10	0	3	2	2	3	5	3	4	3	1	0	4	36		
10	Pickel, Jackie	3	9	2	6	0	3	1	4	2	8	2	0	0	1	30		
21	Brown, Brandi	0	0	0	1	1	4	0	9	3	2	1	1	0	31			
22	Clark, Alysha	14	25	2	4	5	10	5	34	2	9	1	4	1	38			
30	Lanning, Anne Marie	0	1	0	0	0	3	1	0	1	0	0	0	0	32			
03	Queen, Emily	1	3	0	1	0	1	0	1	0	2	0	0	0	17			
23	Carroll, Dana	1	2	0	0	0	0	0	0	0	2	0	1	0	5			
Team																		
Totals		24	60	5	17	6	8	17	13	30	15	9	14	2	11	200		

FG % 1st Half:	15.34	44.1%	2nd half:	9.26	34.6%	Game:	14.60	40.0%	Duplicate	
3FG % 1st Half:	3.0	20.0%	2nd half:	2.7	28.6%	Game:	5.7	29.4%	Duplicate	
FT % 1st Half:	5.7	71.4%	2nd half:	1.1	100.0%	Game:	6.8	75.0%	Duplicate	

Team	FG	FGA	FT	FTA	3P	3PA	ORB	DRB	TO	PF	TP	FT	FT%	3P%	OR	DR	TO	PF	TP	FT	FT%	3P%	3PA
Michigan State	23	54	3	8	11	12	17	22	39	14	6	11	21	11	6	200							
Middle Tennessee	38	21	5	9	2	4	1	3	30	15	9	14	2	11	200								

Officials: Robert Trammell, Amy Bonner, Eric Koch
Technical Fouls: Michigan State None, Middle Tennessee None
Attendance: 438
NCAA Tournament First Round

Team	FG	FGA	FT	FTA	3P	3PA	ORB	DRB	TO	PF	TP	FT	FT%	3P%	OR	DR	TO	PF	TP	FT	FT%	3P%	3PA
Michigan State	23	54	3	8	11	12	17	22	39	14	6	11	21	11	6	200							
Middle Tennessee	38	21	5	9	2	4	1	3	30	15	9	14	2	11	200								

Officials: Bryan Entinice, Amy Bonner, Scotty Hermann
Technical Fouls: Michigan St. None, Iowa St. None
Attendance: 618
NCAA Tournament Second Round

Michigan State 63 • 22-10

#	Player	Total			3-Pt			Rebounds				PF	TP	A	T	Bk	Stl	Min					
		FG	FGA	FT	FTA	FG	FGA	FT	FTA	OR	DR								TO				
15	Washington, Cotera	3	10	1	4	0	0	3	1	4	2	7	2	1	1	21							
21	Johnson, Mia	6	15	3	10	2	4	0	3	3	1	17	4	1	0	2	38						
22	Jefferson, Asha	2	8	0	0	2	4	2	4	2	4	2	0	2	0	30							
30	Johnson, Lykundra	1	5	0	0	1	11	2	7	2	7	2	1	1	2	38							
41	DeHaan, Alyssa	3	8	0	0	1	2	3	0	6	1	4	1	1	0	22							
32	Kearse, Kalisha	2	4	1	2	2	2	1	1	2	7	1	2	1	1	23							
45	Alich, Lauren	6	9	0	1	3	5	1	6	15	0	1	2	0	18								
Team																							
Totals		29	59	5	20	7	7	13	30	43	12	14	11	7	1	200							

FG % 1st Half:	10.31	32.3%	2nd half:	12.28	46.4%	Game:	23.59	39.0%	Duplicate	
3FG % 1st Half:	4.13	30.8%	2nd half:	1.7	14.3%	Game:	5.20	25.0%	Duplicate	
FT % 1st Half:	1.2	50.0%	2nd half:	11.15	73.3%	Game:	12.17	70.6%	Duplicate	

Officials: Amy Bonner, Bob Trammell, Sue Beach
Technical Fouls: Michigan State None, Duke None
Attendance: 517
NCAA Tournament Second Round

Team	FG	FGA	FT	FTA	3P	3PA	ORB	DRB	TO	PF	TP	FT	FT%	3P%	OR	DR	TO	PF	TP	FT	FT%	3P%	3PA
Michigan State	29	59	5	20	7	7	13	30	43	12	14	11	7	1	200								
Duke	18	67	6	21	7	12	22	27	49	18	49	10	16	5	9	200							

Officials: Mark Zantz, Jennifer Rose, Robert Entinice
Technical Fouls: Bowling Green None, Michigan State None
Attendance: 360
NCAA Tournament Second Round


Team	FG	FGA	FT	FTA	3P	3PA	ORB	DRB	TO	PF	TP	FT	FT%	3P%	OR	DR	TO	PF	TP	FT	FT%	3P%	3PA
Bowling Green	36	76	6	26	6	22	11	18	2	19													
Michigan State	36	76	6	26	6	22	11	18	2	19													

Officials: Bryan Entinice, Amy Bonner, Scotty Hermann
Technical Fouls: Michigan St. None, Iowa St. None
Attendance: 618
NCAA Tournament Second Round

Team	FG	FGA	FT	FTA	3P	3PA	ORB	DRB	TO	PF	TP	FT	FT%	3P%	OR	DR	TO	PF	TP	FT	FT%	3P%	3PA
Bowling Green	36	76	6	26	6	22	11	18	2	19													
Michigan State	36	76	6	26	6	22	11	18	2	19													



Spartan History



85

NCAA Tournament Box Scores

No. 4 Kentucky 70, No. 5 Michigan State 52
March 22, 2010 - Louisville, Ky.

2011

No. 4 Michigan State 69, No. 13 Northern Iowa 66
March 20, 2011 - Wichita, Kan.

Michigan State 52 - 23 10

#	Player	Total			3-Pr			Rebounds			PF	TP	A	TO	Bk	Stl	Min
		FG	FGA	FT	FTA	OR	DR	FT	TP	A							
11	Jefferson, Aloha	f	1-5	0-2	5-6	1	2	3	2	7	1	3	0	2	0	20	
10	Johnson, Lykendia	f	3-4	0-0	2-2	4	5	9	4	8	0	1	3	1	1	22	
41	DeRian, Alyssa	c	1-6	0-0	2-2	1	0	1	2	4	0	0	0	0	0	19	
01	Thomas, Jasmine	g	3-9	0-0	2-2	1	4	5	2	8	1	4	1	0	0	26	
20	Thomas, Britney	g	2-6	1-3	0-0	0	0	0	4	5	1	4	0	2	0	34	
00	Piechowski, Mandy	0	0-0	0-0	0-0	0	0	0	0	0	0	0	0	0	1	1	
03	Poole, Porsche	1-4	0-2	0-0	0	0	0	0	0	0	0	1	0	0	0	15	
15	Washington, Cetera	0-4	0-0	0-0	1	6	7	2	0	1	1	1	2	2	0	21	
32	Keane, Kalisha	1-5	4-12	1-1	0	5	2	10	4	1	0	0	0	0	0	25	
46	Aitch, Lauren	4-5	0-0	0-2	0	5	3	8	1	3	0	0	0	0	0	17	
00	Team				0	2	2										
Totals			19-55	2-12	12-15	8	29	37	21	52	9	18	5	8	0	200	
FG % 1st Half		10-22	31.3%	2nd Half	4-23	17.4%	Game:		19-55	34.5%	Rebound						
3FG % 1st Half		2-7	28.6%	2nd Half	0-5	0.0%	Game:		2-12	16.7%	Rebound						
FT % 1st Half		9-10	90.0%	2nd Half	3-5	60.0%	Game:		12-15	80.0%	Rebound						

KENTUCKY 70 - 26 7

#	Player	Total			3-Pr			Rebounds			PF	TP	A	TO	Bk	Stl	Min
		FG	FGA	FT	FTA	OR	DR	FT	TP	A							
01	Muthes, Adia	f	4-10	0-1	0-0	2	4	6	2	8	5	4	2	4	2	27	
20	Franklin, Amari	f	4-9	0-3	0-2	5	7	1	8	1	0	1	0	0	0	32	
34	Danting, Victoria	c	9-13	0-0	3-9	2	6	8	1	21	1	1	3	3	0	32	
04	Snowden, Keyia	g	1-8	1-5	7-8	0	2	2	10	0	0	1	0	1	24		
24	Smith, Amber	g	1-8	0-0	4-4	1	3	4	6	5	2	0	3	3	0	38	
10	Morris, Carly	g	0-1	0-1	0-0	0	1	1	0	0	0	1	0	0	0	4	
15	Walker, Lydia	3-4	0-0	3-5	0	3	3	9	0	1	0	1	0	1	15		
21	Gray, Rebecca	2-4	2-3	0-0	1	4	5	0	6	1	0	0	2	0	18		
00	Henderson, Brittany	1-2	0-0	0-0	2	1	3	1	2	0	1	0	0	0	10		
00	Team				0	1	1										
Totals			25-59	3-13	17-28	11	29	40	13	70	13	11	4	14	0	200	
FG % 1st Half		13-31	41.9%	2nd Half	12-28	42.9%	Game:		25-59	42.4%	Rebound						
3FG % 1st Half		1-5	20.0%	2nd Half	2-8	25.0%	Game:		3-13	23.1%	Rebound						
FT % 1st Half		8-12	66.7%	2nd Half	9-16	56.2%	Game:		17-28	60.7%	Rebound						

Officials: Mark Zentz, Laura Morris, Jesse Dickson
Technical fouls: Michigan State None; KENTUCKY None.
Attendance: 3801

Points by periods	1st	2nd	3rd	Total
Michigan State	31	21	18	70
KENTUCKY	35	35	0	70

Last FG - MSU 2nd 00:42, UK 2nd 00:42
Largest lead - MSU by 5 1st 3:39, UK by 20 2nd 00:48

Points	In	Out	2nd	Foul	Rebound
Michigan State	28	38	65		
Kentucky	37	32	69		

Score tied - 1 time.
Lead changed - 0 times.

UNI 66 - 27 6

#	Player	Total			3-Pr			Rebounds			PF	TP	A	TO	Bk	Stl	Min
		FG	FGA	FT	FTA	OR	DR	FT	TP	A							
03	Madrigal, Rachel	f	0-0	0-0	4-4	1	2	2	4	2	1	0	0	0	0	26	
44	Brooks, Erin	f	1-6	0-3	0-0	1	8	9	2	2	0	14	0	1	1	37	
20	Boock, Lizzie	c	6-12	0-1	0-2	1	3	4	12	1	4	1	4	1	28		
02	Onye, Katalin	g	2-6	0-1	4-5	0	2	2	0	8	1	2	0	0	21		
10	Kalk, Jacqui	g	7-17	4-7	3-4	0	4	4	2	21	2	3	0	0	33		
00	Kirschbaum, Amber	1-1	0-0	0-0	2	1	3	2	0	0	0	0	0	0	10		
04	Armstrong, K.K.	7-11	0-2	3-4	1	3	4	3	17	3	2	0	2	3	31		
15	Morgan, Mercedes	0-0	0-0	1-1	1	1	1	0	1	0	0	0	0	0	14		
00	Team				1	5	6										
Totals			24-53	4-14	14-19	7	28	35	16	66	12	15	7	11	0	200	
FG % 1st Half		11-29	37.9%	2nd Half	13-24	54.2%	Game:		24-53	45.3%	Rebound						
3FG % 1st Half		2-8	25.0%	2nd Half	2-8	25.0%	Game:		4-14	28.6%	Rebound						
FT % 1st Half		4-6	66.7%	2nd Half	10-13	76.9%	Game:		14-19	73.7%	Rebound						

Michigan State 69 - 27 5

#	Player	Total			3-Pr			Rebounds			PF	TP	A	TO	Bk	Stl	Min
		FG	FGA	FT	FTA	OR	DR	FT	TP	A							
22	Keane, Kalisha	f	7-14	3-6	0-1	5	6	2	17	6	3	3	2	4	0	32	
31	Allen, Taylor	f	5-11	4-9	0-0	1	8	9	2	0	14	0	0	2	1	37	
30	Johnson, Lykendia	c	5-8	0-1	2-2	5	7	3	12	3	0	2	0	2	22		
15	Washington, Cetera	g	5-6	0-0	1-3	1	6	7	5	11	2	0	2	1	31		
20	Thomas, Britney	g	1-2	0-0	1-2	0	0	0	0	0	0	0	0	0	14		
01	Thomas, Jasmine	0-2	0-0	0-2	0	3	3	2	0	0	0	0	0	0	13		
03	Poole, Porsche	0-2	0-1	2-2	0	0	0	0	0	0	0	2	0	0	8		
10	Harkins, Sierra	1-4	0-0	0-0	2	3	5	1	2	1	0	1	1	1	13		
21	Beil, Klarissa	2-4	0-1	0-0	0	0	0	1	4	0	1	0	1	0	7		
00	Team				0	1	1										
Totals			28-60	8-20	5-10	7	27	34	16	69	17	12	6	8	0	200	
FG % 1st Half		15-30	50.0%	2nd Half	13-30	43.3%	Game:		28-60	46.7%	Rebound						
3FG % 1st Half		2-8	25.0%	2nd Half	3-10	30.0%	Game:		5-18	27.8%	Rebound						
FT % 1st Half		2-5	40.0%	2nd Half	3-5	60.0%	Game:		5-10	50.0%	Rebound						

Officials: Robert Trammel, Carol Cometta, Scotty Haman
Technical fouls: Michigan State None; Northern Iowa None.
Attendance: 6549

Points by periods	1st	2nd	3rd	Total
Michigan State	28	38	65	69
Northern Iowa	37	32	69	66

Last FG - UNI 2nd 01:21, MSU 2nd 00:50
Largest lead - UNI None; MSU by 14 2nd 01:41

Points	In	Out	2nd	Foul	Rebound
Michigan State	37	32	69		
Northern Iowa	37	32	69		

Score tied - 0 times.
Lead changed - 0 times.

No. 5 Green Bay 65, No. 5 Michigan State 56
March 22, 2011 - Wichita, Kan.

2012

No. 7 Louisville 67, No. 10 Michigan State 55
March 17, 2012 - College Park, Md.

Green Bay 65 - 34 1

#	Player	Total			3-Pr			Rebounds			PF	TP	A	TO	Bk	Stl	Min
		FG	FGA	FT	FTA	OR	DR	FT	TP	A							
22	Wegla, Julie	f	7-10	0-0	4-5	1	3	3	18	2	2	0	3	4	0	30	
40	Tselibbig, Keyia	f	2-9	0-1	6-6	1	11	12	10	4	4	1	0	0	0	38	
42	Elscher, Sarah	c	1-3	0-0	1-2	0	1	1	2	3	3	3	0	1	0	31	
04	Howisch, Celeste	g	5-10	1-2	3-4	0	2	2	3	14	2	6	0	4	0	39	
10	Quilling, Hannah	g	0-2	0-0	0-0	0	1	1	2	0	0	3	0	3	0	13	
13	Rilicich, Adrian	g	6-10	4-5	4-6	1	0	1	3	20	2	1	1	2	33		
20	Zandew, Sam	0-0	0-0	0-0	0	0	0	0	0	0	0	0	0	0	0		
22	Bauer, Lydia	0-0	0-0	0-0	0	0	0	0	0	0	0	0	0	0	6		
25	Gilbertson, Jenny	0-0	0-0	0-0	0	0	0	0	0	0	0	0	0	0	0		
30	Buzhman, Katie	0-0	0-0	0-0	0	0	0	0	0	0	0	0	0	0	0		
45	Sorenson, Stephanie	0-0	0-0	0-0	0	0	0	0	0	0	0	0	0	0	0		
00	Team				0	2	3	5									
Totals			21-														



NCAA Tournament Box Scores

2013

No. 5 Michigan State 55, No. 12 Marist 47
March 23, 2013 - College Park, Md.

No. 4 Maryland 74, No. 5 Michigan State 49
March 25, 2013 - College Park, Md.

Marist 47 - 26-7

#	Player	Total		3-Pr		Rebounds		FT	PF	TP	A	T	Blk	Stl	Min
		FG	FGA	FG	FGA	FT	FTA								
13	Erinna O'Connor	1	3-9	1-2	0-0	1	6	7	2	3	3	0	1	0	28
22	Elizabeth Beynon	1	2-9	0-1	3-4	0	3	3	7	1	3	0	0	0	35
6	Sydney Coffey	g	3-5	2-3	4-4	0	5	5	12	0	1	1	2	39	
11	Leanne Okenden	g	2-4	2-3	0-0	0	4	1	6	1	2	1	1	36	
14	Clacey Dulin	g	5-8	3-4	0-0	0	2	2	13	0	3	0	1	36	
3	Natalie Gomez	g	0-1	0-1	0-0	0	1	1	0	1	0	0	0	9	
25	Madeline Blas	g	0-1	0-0	0-0	0	1	0	0	0	0	0	0	2	
33	Kristina Daniels	g	1-4	0-2	0-0	0	1	1	2	2	0	0	0	15	
	Team														
Totals			16-41	8-16	7-8	1	24	25	10	47	8	12	2	5	200

FG % 1st Half: 7.22 31.9% 2nd half: 9-19 47.4% Game: 16-41 39.0%
3FG % 1st Half: 2.7 28.6% 2nd half: 6-9 66.7% Game: 6-16 50.0%
FT % 1st Half: 0.0 0.0% 2nd half: 7.8 87.5% Game: 7.8 87.5%

Michigan State 55 - 25-8

#	Player	Total		3-Pr		Rebounds		FT	PF	TP	A	T	Blk	Stl	Min
		FG	FGA	FG	FGA	FT	FTA								
24	Schiffauer, Courtney	f	1-3	1-2	2-2	0	1	0	5	1	0	0	1	23	
52	Mills, Becca	f	1-4	0-1	0-0	0	1	1	2	0	0	0	0	16	
22	Johnson, Kiana	g	4-12	4-4	0	2	2	10	3	1	0	0	0	40	
01	Thomas, Jasmine	g	5-11	0-2	0-0	3	5	1	0	1	1	0	0	40	
01	Ball, Klarissa	g	1-6	0-4	0	2	9	11	2	1	2	0	2	40	
21	Bell, Klarissa	g	3-3	0-0	0-0	1	1	3	6	2	3	0	1	39	
11	Pickrel, Annalise	g	5-12	4-8	0	5	5	0	24	1	3	0	0	33	
	Team						1	3	4						
Totals			20-51	9-24	6-6	7	23	30	10	55	15	9	1	4	200

FG % 1st Half: 10-28 35.7% 2nd half: 10-25 40.0% Game: 20-51 39.2%
3FG % 1st Half: 5-14 35.7% 2nd half: 4-10 40.0% Game: 9-24 37.5%
FT % 1st Half: 0.0 0.0% 2nd half: 6.0 100.0% Game: 6.0 100.0%

Officials: Mark Zentz, Nona Jones, Karen Lasausak
Technical fouls: Marist-None, Michigan State-None.
Attendance: 4058

2013 NCAA Women's Championship - First Round
#5 Michigan State advances to meet #4 Maryland in Monday's Second Round

Score by periods	1st		2nd		Total	
	MSU	Marist	MSU	Marist	MSU	Marist
Michigan State	25	30	30	47	55	47

Points: Marist 47, MSU 55
Marist: 16, 31, 47
Michigan State: 25, 30, 55

Lead FG - MARist 2nd:05:23, MSU 2nd:23:23
Largest lead - MARist by 5 1st:10:00, MSU by 12 2nd:19:34.

FG % 1st Half: 3.33 18.4% 2nd half: 15-43 34.9% Game: 22-81 27.2%
3FG % 1st Half: 1.8 12.5% 2nd half: 1-10 10.0% Game: 2-18 11.1%
FT % 1st Half: 70.0 70.0% 2nd half: 6-11 72.7% Game: 2-5 40.0%

Officials: Laura Morris, Angelica Sufren, Shawn Goode
Technical fouls: Hampton-None, Michigan State-None.
Attendance: 3467

NCAA Division I Women's Basketball Championship - First Round

Score by periods	1st		2nd		Total	
	Hampton	MSU	Hampton	MSU	Hampton	MSU
Michigan State	22	39	61	61	54	97

Points: Hampton 47, MSU 97
Hampton: 16, 31, 47
Michigan State: 22, 39, 61

Lead FG - HAMM by 1 1st:16:31, MSU by 43 2nd:08:13.
Largest lead - HAMM by 43 2nd:08:13.

FG % 1st Half: 19-33 57.6% 2nd half: 13-28 46.4% Game: 32-61 52.5%
3FG % 1st Half: 4.8 46.2% 2nd half: 0-5 0.0% Game: 6-18 33.3%
FT % 1st Half: 10-12 83.3% 2nd half: 11-16 68.8% Game: 21-28 75.0%

Officials: Angela Sufren, Laura Morris, William Smith
Technical fouls: Michigan State-None, North Carolina-None.
Attendance: 2010

NCAA Division I Women's Basketball Championship - Second Round

Score by periods	1st		2nd		Total	
	Michigan State	NC	Michigan State	NC	Michigan State	NC
Michigan State	26	26	53	53	36	62

Points: Michigan State 62, NC 53
Michigan State: 26, 36, 62
North Carolina: 26, 26, 53

Lead FG - MSU 2nd:00:15, NC 2nd:04:09
Largest lead - MSU None, NC by 26 2nd:11:27

FG % 1st Half: 13-36 33.3% 2nd half: 11-27 40.7% Game: 24-63 38.1%
3FG % 1st Half: 1-4 25.0% 2nd half: 1-6 16.7% Game: 2-10 20.0%
FT % 1st Half: 11-13 84.6% 2nd half: 3-3 100.0% Game: 14-16 87.5%

Officials: Angelica Sufren, Laura Morris, William Smith
Technical fouls: Michigan State-None, North Carolina-None.
Attendance: 2010

NCAA Division I Women's Basketball Championship - Second Round

Score by periods	1st		2nd		Total	
	Michigan State	NC	Michigan State	NC	Michigan State	NC
Michigan State	26	26	53	53	36	62

Points: Michigan State 62, NC 53
Michigan State: 26, 36, 62
North Carolina: 26, 26, 53

Lead FG - MSU 2nd:00:15, NC 2nd:04:09
Largest lead - MSU None, NC by 26 2nd:11:27

FG % 1st Half: 13-36 33.3% 2nd half: 11-27 40.7% Game: 24-63 38.1%
3FG % 1st Half: 1-4 25.0% 2nd half: 1-6 16.7% Game: 2-10 20.0%
FT % 1st Half: 11-13 84.6% 2nd half: 3-3 100.0% Game: 14-16 87.5%

Officials: Angela Sufren, Laura Morris, William Smith
Technical fouls: Michigan State-None, North Carolina-None.
Attendance: 2010

NCAA Division I Women's Basketball Championship - Second Round

Score by periods	1st		2nd		Total	
	Michigan State	NC	Michigan State	NC	Michigan State	NC
Michigan State	26	26	53	53	36	62

Points: Michigan State 62, NC 53
Michigan State: 26, 36, 62
North Carolina: 26, 26, 53

Lead FG - MSU 2nd:00:15, NC 2nd:04:09
Largest lead - MSU None, NC by 26 2nd:11:27

FG % 1st Half: 13-36 33.3% 2nd half: 11-27 40.7% Game: 24-63 38.1%
3FG % 1st Half: 1-4 25.0% 2nd half: 1-6 16.7% Game: 2-10 20.0%
FT % 1st Half: 11-13 84.6% 2nd half: 3-3 100.0% Game: 14-16 87.5%

Officials: Angela Sufren, Laura Morris, William Smith
Technical fouls: Michigan State-None, North Carolina-None.
Attendance: 2010

NCAA Division I Women's Basketball Championship - Second Round

Score by periods	1st		2nd		Total	
	Michigan State	NC	Michigan State	NC	Michigan State	NC
Michigan State	26	26	53	53	36	62

Points: Michigan State 62, NC 53
Michigan State: 26, 36, 62
North Carolina: 26, 26, 53

Lead FG - MSU 2nd:00:15, NC 2nd:04:09
Largest lead - MSU None, NC by 26 2nd:11:27

FG % 1st Half: 13-36 33.3% 2nd half: 11-27 40.7% Game: 24-63 38.1%
3FG % 1st Half: 1-4 25.0% 2nd half: 1-6 16.7% Game: 2-10 20.0%
FT % 1st Half: 11-13 84.6% 2nd half: 3-3 100.0% Game: 14-16 87.5%

Michigan State 49 - 25-9

#	Player	Total		3-Pr		Rebounds		FT	PF	TP	A	T	Blk	Stl	Min
		FG	FGA	FG	FGA	FT	FTA								
24	Schiffauer, Courtney	f	2-4	0-1	0-0	0	2	2	4	1	4	0	1	30	
52	Mills, Becca	f	6-13	0-3	0-0	1	2	3	12	0	1	0	0	24	
02	Johnson, Kiana	g	3-10	0-2	0-0	1	1	1	8	2	0	0	1	35	
01	Thomas, Jasmine	g	3-9	0-1	0-0	2	2	4	2	6	5	4	1	32	
21	Bell, Klarissa	g	0-2	0-0	0-0	1	6	7	1	0	2	3	0	23	
04	Hines, Jasmine	g	3-7	0-0	0-0	0	0	0	1	6	0	2	0	20	
05	Harris, Mariah	g	0-0	0-0	0-0	0	1	1	0	0	0	0	0	2	
11	Pickrel, Annalise	g	4-11	2-8	2-2	0	0	0	12	0	2	0	0	32	
12	Nogie, Tracy	g	1-1	1-1	0-0	0	0	0	0	0	0	0	0	2	
	Team														
Totals			22-57	3-16	2-2	8	17	25	14	49	10	16	3	7	200

FG % 1st Half: 11-27 40.7% 2nd half: 11-30 36.7% Game: 22-57 38.6%
3FG % 1st Half: 0.8 100.0% 2nd half: 2.8 25.0% Game: 3-6 50.0%
FT % 1st Half: 0.0 0.0% 2nd half: 2.2 100.0% Game: 2.2 100.0%

Maryland 74 - 26-7

#	Player	Total		3-Pr		Rebounds		FT	PF	TP	A	T	Blk	Stl	Min
		FG	FGA	FG	FGA	FT	FTA								
21	Tanna Hawkins	f	5-12	2-2	5	6	11	2	12	2	2	0	1	24	
25	Alyssa Thomas	f	12-18	2-2	2	2	3	28	3	2	0	1	1	36	
11	Alicia DeVlaeghin	g	3-6	0-0	2-3	4	6	10	3	8	1	2	0	28	
15	Chloe Pawluch	g	3-5	2-3	0-0	0	0	0	0	0	6	1	0	26	
40	Katie Rusan	g	5-11	3-7	5-8	1	7	8	2	18	2	0	2	39	
07	Sequasia Austin	g	0-0	0-0	0-0	1	2	3	1	0	1	1	0	8	
44	Malina Howard	g	0-5	0-0	0-0	2	2	1	0	0	5	0	3	28	
32	Caalim Adams	g	0-0	0-0	0-0	0	0	0	0	0	0	0	0	1	
	Team														
Totals			28-56	7-13	11-15	12	28	36	12	74	15	16	5	0	200

FG % 1st Half: 15-29 51.7% 2nd half: 13-27 48.1% Game: 28-56 50.0%
3FG % 1st Half: 2-6 33.3% 2nd half: 5-7 71.4% Game: 7-13 53.8%
FT % 1st Half: 2.0 100.0% 2nd half: 9-13 69.2% Game: 11-15 73.3%

Officials: Mark Zentz, Denise Brooks, Frank Strasser
Technical fouls: Michigan State-None, Maryland-None.
Attendance: 5416

2013 NCAA Women's Championship - Second Round
Maryland advances to Bridgport Regional Semifinal (Sheet 16)

Score by periods	1st		2nd		Total	
	Michigan	MD	Michigan	MD	Michigan	MD
Michigan State	23	26	49	49	34	74

Points: Maryland 74, MSU 49
Michigan: 23, 26, 49
Maryland: 34, 40, 74

Lead FG - MSU 2nd:01:20, MD 2nd:05:25.
Largest lead - MSU by 2 1st:18:39, MD by 29 2nd:05:25.

FG % 1st Half: 15-29 51.7% 2nd half: 13-27 48.1% Game: 28-56 50.0%
3FG % 1st Half: 2-6 33.3% 2nd half: 5-7 71.4% Game: 7-13 53.8%
FT % 1st Half: 2.0 100.0% 2nd half: 9-13 69.2% Game: 11-15 73.3%

Officials: Mark Zentz, Denise Brooks, Frank Strasser
Technical fouls: Michigan State-None, Maryland-None.
Attendance: 5416

2013 NCAA Women's Championship - Second Round
Maryland advances to Bridgport Regional Semifinal (Sheet 16)

Score by periods	1st		2nd		Total	
	Michigan	MD	Michigan	MD	Michigan	MD



WNIT History

Overall Record: 11-4

First Round: 4-0; Second Round: 4-0; Quarterfinals: 2-2; Semifinals: 1-1; Championship: 0-1

1999 (2-1)

First Round - East Lansing, Mich. - March 11
 W-Akron 76-65
 Second Round - Ann Arbor, Mich. - March 14
 W-Michigan 69-68
 Quarterfinals - Madison, Wis. - March 17
 L-Wisconsin 70-69 (OT)

2000 (2-1)

First Round - East Lansing, Mich. - March 15
 W-Villanova 74-62
 Second Round - Cincinnati, Ohio - March 18
 W-Cincinnati 88-83
 Quarterfinals - Madison, Wis. - March 22
 L-Wisconsin 77-45

2002 (3-1)

First Round - East Lansing, Mich. - March 14
 W-DePaul 87-76
 Second Round - Champaign, Ill. - March 16
 W-Illinois 70-57
 Quarterfinals - East Lansing, Mich. - March 19
 W-Alabama 79-61
 Semifinals - Eugene, Ore. - March 23
 L-Oregon 65-54

2008 (4-1)

First Round - East Lansing, Mich. - March 22
 W-Bowling Green 74-66
 Second Round - East Lansing, Mich. - March 27
 W-Kansas 58-54
 Quarterfinals - East Lansing, Mich. - March 30
 W-Michigan 45-40 (OT)
 Semifinals - East Lansing, Mich. - April 2
 W-North Carolina State 58-57
 Finals - East Lansing, Mich. - April 5
 L-Marquette 81-66

Spartan History




Rene Haynes





SPARTAN RECORDS





Career Records

Points

1.	Liz Shimek	1,780	2002-06
2.	Lindsay Bowen	1,739	2002-06
3.	Kisha Kelley	1,668	1991-95
4.	Allyssa DeHaan	1,649	2006-10
5.	Kris Emerson	1,590	1983-87
6.	Maxann Reese	1,589	1996-00
7.	Kalisha Keane	1,553	2007-11
8.	Kristen Rasmussen	1,493	1996-00
9.	Eileen Shea	1,401	1987-91
10.	Kelli Roehrig	1,370	2001-05
11.	Lykendra Johnson	1,242	2008-12
12.	Kristin Haynie	1,199	2001-05
13.	Aisha Jefferson	1,194	2005-10
14.	Mary Kay Itnyre	1,189	1977-80
15.	Victoria Lucas-Perry	1,182	2003-07
16.	Rene Haynes	1,181	2003-07
17.	Becca Mills	1,157	2011-15
18.	Julie Polakowski	1,143	1982-86
19.	Aerial Powers	1,120	2014-
20.	Becky Cummings	1,108	1997-01
21.	Bella Engen	1,088	1994-98
22.	Jamie Wesley	1,075	1994-98
23.	Brenda Jezowski	1,034	1980-85
24.	Jill Prudden	1,012	1974-78
25.	Tanya Place	999	1991-95
26.	Sue Tucker	986	1983-87
27.	Lil Preston	978	1980-83
28.	Sheronda Mayo	966	1989-93
29.	Cherie Swarthout	964	1987-91
30.	Paula Sanders	962	1993-97

14.	Mary Kay Itnyre	464	1977-80
15.	Lykendra Johnson	440	2008-12
16.	Bella Engen	437	1994-98
17.	Kristin Haynie	429	2001-05
18.	Victoria Lucas-Perry	419	2003-07
19.	Rene Haynes	418	2003-07
20.	Jamie Wesley	402	1994-98

Field Goal Attempts

1.	Maxann Reese	1,441	1996-00
2.	Liz Shimek	1,439	2002-06
3.	Lindsay Bowen	1,431	2002-06
4.	Kalisha Keane	1,376	2007-11
5.	Kisha Kelley	1,375	1991-95
6.	Allyssa DeHaan	1,349	2006-10
7.	Kris Emerson	1,261	1983-87
8.	Eileen Shea	1,185	1987-91
9.	Kristen Rasmussen	1,145	1996-00
10.	Rene Haynes	1,141	2003-07
11.	Aisha Jefferson	1,105	2005-10
12.	Kelli Roehrig	1,059	2001-05
13.	Becca Mills	1,047	2011-15
	Victoria Lucas-Perry	1,047	2003-07
15.	Deb Traxinger	1,028	1978-82
16.	Jamie Wesley	1,021	1994-98
17.	Kristin Haynie	1,004	2001-05
18.	Jackie Carter	993	1979-83
19.	Julie Polakowski	980	1982-86
20.	Tanya Place	973	1991-95

Field Goal Percentage (min. 200 FG made)

1.	Nicole Cushing	.591 (257-435)	1995-97
2.	Becky Cummings	.572 (392-685)	1997-01
3.	Sheronda Mayo	.560 (374-668)	1989-93
4.	Bella Engen	.548 (437-797)	1994-98
5.	Kelli Roehrig	.546 (578-1059)	2001-05
6.	Mary Kay McNall	.527 (262-497)	1982-84
7.	Kristen Rasmussen	.520 (595-1145)	1996-00
8.	Dawn DeYoung	.508 (245-482)	1985-89
9.	Julie Polakowski	.506 (496-980)	1982-86
10.	Liz Shimek	.500 (719-1439)	2002-06
11.	Sue Forsyth	.487 (313-643)	1986-89
12.	Mary Kay Itnyre	.485 (464-957)	1977-80
13.	Kim Archer	.484 (381-788)	1983-88
14.	Kelly Belanger	.480 (382-796)	1982-86
15.	Sue Tucker	.479 (390-815)	1983-87
16.	Cherie Swarthout	.477 (391-819)	1987-91
17.	Kisha Kelly	.474 (313-663)	1991-95

18.	Jasmine Hines	.475 (653-1375)	2011-
		.475 (234-493)	
19.	Allyssa DeHaan	.474 (640-1349)	2006-10
	Dana Walker	.474 (210-443)	1989-91
	Kris Emerson	.474 (598-1261)	1983-87

3-Point Field Goals

1.	Lindsay Bowen	294	2002-06
2.	Maxann Reese	218	1996-00
3.	Kalisha Keane	183	2007-11
4.	Tanya Place	159	1991-95
5.	Victoria Lucas-Perry	151	2003-07
6.	Christine Powers	144	1991-95
7.	Annalise Pickrel	138	2010-14
8.	Tori Jankoska	132	2014-
9.	Eileen Shea	123	1987-91
10.	Taylor Alton	116	2008-12
11.	Rene Haynes	111	2003-07
12.	Jamie Wesley	101	1994-98
13.	Syreeta Bromfield	91	2001-03
14.	Porsche Poole	82	2008-12
15.	Kristin Haynie	81	2001-05
16.	Mia Johnson	80	2006-09
17.	Aerial Powers	73	2014-
18.	Klarissa Bell	69	2010-14
19.	Kiana Johnson	66	2011-14
	Courtney Davidson	66	2004-08

3-Point Field Goal Attempts

1.	Lindsay Bowen	734	2002-06
2.	Maxann Reese	625	1996-00
3.	Kalisha Keane	560	2007-11
4.	Tanya Place	472	1991-95
5.	Victoria Lucas-Perry	429	2003-07
6.	Annalise Pickrel	385	2010-14
7.	Christine Powers	380	1991-95
8.	Rene Haynes	367	2003-07
9.	Tori Jankoska	363	2014-
10.	Taylor Alton	326	2008-12
11.	Eileen Shea	324	1987-91
12.	Jamie Wesley	304	1994-98
13.	Syreeta Bromfield	280	2001-03
14.	Porsche Poole	272	2008-12
15.	Mia Johnson	268	2006-09
16.	Klarissa Bell	246	2010-14
17.	Aerial Powers	238	2014-
18.	Kristin Haynie	228	2001-05
19.	Courtney Davidson	225	2004-08
20.	Kiana Johnson	200	2011-14

3-Point Field Goal Percentage (min. 30 3-Point FG made)

1.	Lindsay Bowen	.401 (294-734)	2002-06
2.	Eileen Shea	.380 (123-324)	1987-91
3.	Christine Powers	.379 (144-380)	1991-95
4.	Tori Jankoska	.364 (132-363)	2014-
5.	Taylor Alton	.356 (116-326)	2008-12

Points Per Game

1.	Aerial Powers	17.5	2014-
2.	Syreeta Bromfield	15.2	2001-03
	Kisha Kelly	15.2	1991-95
4.	Tori Jankoska	14.9	2014-
	Mary Kay Itnyre	14.9	1977-80
6.	Kris Emerson	14.6	1983-87
7.	Liz Shimek	13.6	2002-06
8.	Maxann Reese	13.4	1996-00
	Lil Preston	13.4	1980-83
10.	Lindsay Bowen	13.3	2002-06
11.	Nanette Gibson	13.2	1978-81
12.	Kristen Rasmussen	12.7	1996-00
13.	Eileen Shea	12.4	1987-91
14.	Mary Kay McNall	12.2	1982-84
15.	Allyssa DeHaan	12.1	2006-10
16.	Nicole Cushing	12.0	1995-97
17.	Julie Polakowski	11.9	1982-86
	Kathy DeBoer	11.9	1976-78
19.	Kalisha Keane	11.4	2007-11
20.	Jill Prudden	10.8	1974-78

Field Goals

1.	Liz Shimek	719	2002-06
2.	Kisha Kelley	653	1991-95
3.	Allyssa DeHaan	640	2006-10
4.	Kris Emerson	598	1983-87
5.	Maxann Reese	597	1996-00
6.	Kristen Rasmussen	595	1996-00
7.	Kelli Roehrig	578	2001-05
8.	Lindsay Bowen	568	2002-06
9.	Kalisha Keane	560	2007-11
10.	Eileen Shea	519	1987-91
11.	Julie Polakowski	496	1982-86
12.	Aisha Jefferson	474	2005-10
13.	Becca Mills	470	2011-15





Career Records

6. Kristin Haynie	2001-05	.355 (81-228)
7. Victoria Lucas-Perry	2003-07	.352 (151-429)
8. Annalise Pickrel	2010-14	.350 (84-240)
9. Maxann Reese	1996-00	.349 (218-625)
10. Alisa Wulff	2005-08	.347 (34-98)
11. Becca Mills	2011-15	.341 (59-173)
12. Christie Pung	1997-01	.339 (42-124)
13. Maria Recker	1999-03	.338 (49-145)
14. Tanya Place	1991-95	.337 (159-472)
15. Liz Shimek	2002-06	.333 (45-135)
16. Jamie Wesley	1994-98	.332 (101-304)
16. Kiana Johnson	2011-14	.330 (66-200)
18. Kalisha Keane	2007-11	.327 (183-560)
19. Syreeta Bromfield	2001-03	.325 (91-280)
20. Marline Ferguson	1990-92	.322 (38-118)

Free Throws

1. Kris Emerson	394	1983-87
2. Kisha Kelley	360	1991-95
3. Allyssa DeHaan	351	2006-10
4. Becky Cummings	324	1997-01
5. Lindsay Bowen	309	2002-06
6. Lykendra Johnson	303	2008-12
7. Liz Shimek	297	2002-06
8. Kristen Rasmussen	288	1996-00
9. Julie Pagel	282	2000-04
10. Aerial Powers	277	2014-
11. Mary Kay Itnyre	261	1977-80
12. Kristin Haynie	260	2001-05
13. Brenda Jezowski	258	1980-85
14. Paula Sanders	252	1993-97
15. Kalisha Keane	250	2007-11
16. Eileen Shea	240	1987-91
17. Rene Haynes	234	2003-07
18. Aisha Jefferson	228	2005-10
19. Lil Preston	220	1980-83
20. Sheronda Mayo	218	1989-93

Free Throw Attempts

1. Kris Emerson	516	1983-87
2. Becky Cummings	499	1997-01
3. Lykendra Johnson	481	2008-12
4. Kisha Kelley	480	1991-95
5. Allyssa DeHaan	440	2006-10
6. Paula Sanders	422	1993-97
7. Liz Shimek	392	2002-06
8. Julie Pagel	389	2000-04
9. Aerial Powers	368	2014-
10. Kristen Rasmussen	368	1996-00
11. Lindsay Bowen	352	2002-06
12. Aisha Jefferson	340	2005-10
13. Sheronda Mayo	340	1989-93
14. Brenda Jezowski	334	1980-85

15. Rene Haynes	331	2003-07
16. Kristin Haynie	320	2001-05
17. Kelli Roehrig	318	2001-05
18. Mary Kay Itnyre	317	1977-80
19. Kalisha Keane	316	2007-11
20. Lil Preston	305	1980-83

Free Throw Percentage (min. 100 FT made)

1. Lindsay Bowen	2002-06	.878 (309-352)
2. Victoria Lucas-Perry	2003-07	.850 (193-227)
3. Mary Kay Itnyre	1977-80	.823 (261-317)
4. Kristin Haynie	2001-05	.813 (260-320)
5. Maxann Reese	1996-00	.808 (177-219)
6. Allyssa DeHaan	2006-10	.798 (351-440)
7. Jamie Wesley	1994-98	.798 (170-213)
8. Eileen Shea	1987-91	.797 (240-301)
9. Kalisha Keane	2007-11	.791 (250-316)
10. Christine Powers	1991-95	.788 (119-151)
11. Brittney Thomas	2007-11	.784 (211-269)
12. Kristen Rasmussen	1996-00	.783 (288-368)
13. Mia Johnson	2006-09	.773 (133-172)
14. Brenda Jezowski	1980-85	.772 (258-334)
15. Julie Polakowski	1982-86	.770 (151-196)
16. Kris Emerson	1983-87	.764 (394-516)
17. Liz Shimek	2002-06	.758 (297-392)
18. Tori Jankoska	2014-	.757 (215-284)
19. Aerial Powers	2014-	.753 (277-368)
20. Kisha Kelly	1991-95	.750 (360-480)

Rebounds

1. Liz Shimek	1,130	2002-06
2. Lykendra Johnson	1,018	2008-12
3. Kristen Rasmussen	964	1996-00
4. Kris Emerson	933	1983-87
5. Allyssa DeHaan	919	2006-10
6. Jackie Carter	859	1979-83
7. Paula Sanders	842	1993-97
8. Mary Kay Itnyre	821	1977-80
9. Kisha Kelley	701	1991-95
10. Jill Prudden	692	1975-78
11. Becca Mills	684	2011-15
12. Julie Pagel	677	2000-04
13. Kelli Roehrig	669	2001-05
14. Aisha Jefferson	652	2005-10
15. Nanette Gibson	648	1978-81
16. Becky Cummings	645	1997-01
17. Aerial Powers	644	2014-

18. Lil Preston	639	1980-83
19. Kalisha Keane	624	2007-11
20. Sheronda Mayo	615	1989-93

Rebounds Per Game

1. Nanette Gibson	10.6	1978-81
2. Mary Kay Itnyre	10.3	1977-80
3. Aerial Powers	10.1	2014-
4. Kathy DeBoer	9.3	1976-78
5. Lil Preston	8.8	1980-83
6. Jackie Carter	8.7	1979-83
7. Liz Shimek	8.6	2002-06
8. Kris Emerson	8.6	1983-87
9. Kristen Rasmussen	8.2	1996-00
10. Paula Sanders	7.9	1993-97
11. Lykendra Johnson	7.8	2008-12
12. Jill Prudden	7.8	1976-78
13. Annette Babers	7.7	1990-93
14. Mary Kay McNall	7.5	1982-84
15. Allyssa DeHaan	6.8	2006-10
16. Sheronda Mayo	6.6	1989-93
17. Lori Hyman	6.6	1976-77
18. Syreeta Bromfield	6.5	2001-03
19. Kisha Kelly	6.4	1991-95
20. Sue Tucker	6.4	1983-87

Offensive Rebounds

1. Liz Shimek	443	2002-06
2. Lykendra Johnson	405	2008-12
3. Kristen Rasmussen	322	1996-00
4. Kelli Roehrig	295	2001-05
5. Kisha Kelley	271	1991-95
6. Allyssa DeHaan	269	2006-10
7. Becca Mills	248	2011-15
8. Aisha Jefferson	247	2005-10
9. Paula Sanders	243	1993-97
10. Becky Cummings	240	1997-01

* the stat was first kept for the 1986-87 season

Assists

1. Kristin Haynie	574	2001-05
2. Christine Powers	460	1991-95
3. Deb Traxinger	443	1978-82
4. Tamika Matlock	403	1995-97
5. Brittney Thomas	401	2007-11
6. Eileen Shea	382	1987-91
7. Kim Archer	381	1983-88
8. Lindsay Bowen	371	2002-06
9. Vnemina Reese	356	1998-02
10. Kiana Johnson	347	2011-14
11. Brenda Jezowski	339	1980-85
12. Donita Johnson	333	1997-01
13. Rene Haynes	322	2003-07
14. Kalisha Keane	300	2007-11
15. Maxann Reese	291	1996-00
16. Carlotta Taylor	283	1986-90
17. Cheri Euler	280	1993-97
18. Jasmine Thomas	267	2009-13
19. Klarissa Bell	255	2010-14
20. Marline Ferguson	252	1990-92

Assists Per Game

1. Tamika Matlock	6.8	1995-97
2. Marline Ferguson	4.8	1990-92
3. Kiana Johnson	4.6	2011-14
4. Kristin Haynie	4.5	2001-05
5. Deb Traxinger	4.4	1978-82
6. Christine Powers	4.2	1991-95



Career Records



Spartan Records



7.	Kiana Johnson	4.1	2011-
8.	Kim Archer	4.0	1983-88
9.	Vnemina Reese	3.7	1998-02
10.	Eileen Shea	3.4	1987-91
	Brenda Jezowski	3.4	1980-85
12.	Brittney Thomas	3.2	2007-11
	Nancy Hannenber	3.2	1978-80
14.	Tori Jankoska	3.1	2014-
15.	Donita Johnson	3.0	1997-01
16.	Aerial Powers	2.8	2014-
	Lindsay Bowen	2.8	2002-06
18.	Carlotta Taylor	2.7	1986-90
19.	Sue McColgan	2.6	1981-82
20.	Cheri Euler	2.5	1993-97

Assist-to-Turnover Ratio (min. 2.0 assists per game)

1.	Kiana Johnson	2.03	2011-14
2.	Tamika Matlock	2.00	1995-97
3.	Kiana Johnson	1.78	2011-14
4.	Kelly Bellanger	1.65	1982-86
5.	Kristin Haynie	1.61	2001-05
6.	Donita Johnson	1.54	1997-01
7.	Tori Jankoska	1.46	2014-
7.	Vnemina Reese	1.31	1998-02
8.	Christine Powers	1.30	1991-95
9.	Lindsay Bowen	1.22	2002-06
10.	Kris Emerson	1.16	1983-87

* turnovers were first kept in 1984-85 season

Steals

1.	Kristin Haynie	346	2001-05
2.	Kalisha Keane	259	2007-11
3.	Rene Haynes	245	2003-07
4.	Lykendra Johnson	224	2008-12
	Kim Archer	224	1983-88
6.	Cheri Euler	202	1993-97
7.	Brittney Thomas	201	2007-11
	Kisha Kelley	201	1991-95
8.	Eileen Shea	200	1987-91
10.	Jamie Wesley	197	1994-98
11.	Paula Sanders	195	1993-97
12.	Victoria Lucas-Perry	188	2003-07
13.	Vnemina Reese	186	1998-02
14.	Julie Pagel	185	2000-04
15.	Deb Traxinger	177	1978-82
16.	Marline Ferguson	175	1990-92
17.	Carlotta Taylor	174	1986-90
	Kris Emerson	174	1983-87
19.	Liz Shimek	169	2002-06
20.	Lindsay Bowen	166	2002-06

Steals Per Game

1.	Marline Ferguson	3.3	1990-92
2.	Kristin Haynie	2.7	2001-05
3.	Kim Archer	2.4	1983-88
4.	Syreeta Bromfield	2.2	2001-03
5.	Aerial Powers	2.0	2014-
6.	Kalisha Keane	1.9	2007-11
	Vnemina Reese	1.9	1998-02
8.	Kiana Johnson	1.8	2011-
	Rene Haynes	1.8	2003-07
	Jamie Wesley	1.8	1994-98
	Cheri Euler	1.8	1993-97
	Paula Sanders	1.8	1993-97
	Kisha Kelly	1.8	1991-95
	Eileen Shea	1.8	1987-91
	Deb Traxinger	1.8	1978-82
	Nanette Gibson	1.8	1978-81

17.	Lykendra Johnson	1.7	2008-12
	Carlotta Taylor	1.7	1986-90
19.	Kiana Johnson	1.6	2011-14
	Brittney Thomas	1.6	2007-11
	Tamika Matlock	1.6	1995-97
	Kris Emerson	1.6	1983-87
	Jackie Carter	1.6	1979-83

Blocked Shots

1.	Alyssa DeHaan	503	2006-10
2.	Kristen Rasmussen	194	1996-00
3.	Lykendra Johnson	147	2008-12
4.	Kelli Roehrig	134	2001-05
5.	Liz Shimek	108	2002-06
6.	Erin Skelly	107	1997-01
7.	Becca Mills	91	2011-15
8.	Jackie Carter	90	1979-83
9.	Annalise Pickrel	82	2010-14
10.	Sue Forsyth	65	1986-89
11.	Paula Sanders	62	1993-97
	Annette Babers	62	1990-93
13.	Cetera Washington	60	2007-11
14.	Aerial Powers	58	2014-
15.	Kris Emerson	57	1983-87
16.	Dawn DeYoung	54	1985-89
17.	Becky Cummings	52	1997-01
18.	Klarissa Bell	49	2010-14
	Nicole Cushing	49	1995-97
	Sheronda Mayo	49	1989-93

Blocked Shots Per Game

1.	Alyssa DeHaan	3.7	2006-10
2.	Kristen Rasmussen	1.6	1996-00
	Annette Babers	1.6	1990-93
4.	Lykendra Johnson	1.1	2008-12
5.	Kelli Roehrig	1.0	2001-05
6.	Aerial Powers	0.9	2014-
	Erin Skelly	0.9	1997-01
	Nicole Cushing	0.9	1995-97
	Jackie Carter	0.9	1979-83
9.	Liz Shimek	0.8	2002-06
	Sue Forsyth	0.8	1986-89
12.	Becca Mills	0.7	2011-15
13.	Paula Sanders	0.6	1993-97
	Dawn DeYoung	0.6	1985-89
	Lil Preston	0.6	1980-83
16.	Annalise Pickrel	0.5	2010-14
	Myisha Bannister	0.5	2003-07
	Becky Cummings	0.5	1997-01
	Sheronda Mayo	0.5	1989-93
	Claudia Wilson	0.5	1987-90
	Kris Emerson	0.5	1983-87

Games Played

1.	Kalisha Keane	136	2007-11
	Alyssa DeHaan	136	2006-10
3.	Cetera Washington	135	2007-11
	Lauren Aitch	135	2005-10
	Rene Haynes	135	2003-07
6.	Victoria Lucas-Perry	134	2003-07
7.	Aisha Jefferson	133	2005-10
8.	Jasmine Thomas	131	2009-13
	Lykendra Johnson	131	2008-12
	Lindsay Bowen	131	2002-06
	Liz Shimek	131	2002-06
12.	Becca Mills	129	2011-15
13.	Kelli Roehrig	128	2001-05
14.	Kristin Haynie	127	2001-05
15.	Klarissa Bell	126	2010-14

Annalise Pickrel	126	2010-14
17. Courtney Schiffauer	125	2008-13
18. Brittney Thomas	124	2007-11
19. Porsche Poole	121	2008-12
20. Julie Pagel	120	2000-04

Games Started

1.	Lindsay Bowen	131	2002-06
	Liz Shimek	131	2002-06
3.	Alyssa DeHaan	128	2006-10
4.	Kristin Haynie	123	2001-05
5.	Brittney Thomas	122	2007-11
6.	Lykendra Johnson	116	2008-12
7.	Kris Emerson	109	1983-87
8.	Aisha Jefferson	108	2005-10
9.	Becca Mills	100	2011-15
	Kristen Rasmussen	100	1996-00
11.	Cheri Euler	98	1993-97
	Brenda Jezowski	98	1980-85
13.	Kalisha Keane	95	2007-11
	Victoria Lucas-Perry	95	2003-07
15.	Vnemina Reese	93	1998-02
16.	Kelli Roehrig	90	2001-05
17.	Kim Archer	88	1983-88
18.	Maxann Reese	86	1996-00
	Christine Powers	86	1991-95
	Julie Polakowski	86	1982-86

Minutes (Since 1981)

1.	Lindsay Bowen	4,611	2002-06
2.	Liz Shimek	4,311	2002-06
3.	Kristin Haynie	4,109	2001-05
4.	Brittney Thomas	4,026	2007-11
5.	Rene Haynes	3,726	2003-07
6.	Alyssa DeHaan	3,678	2006-10
7.	Kalisha Keane	3,654	2007-11
8.	Kris Emerson	3,481	1983-87
9.	Maxann Reese	3,371	1996-00
10.	Lykendra Johnson	3,361	2008-12
11.	Victoria Lucas-Perry	3,316	2003-07
12.	Christine Powers	3,301	1991-95
13.	Eileen Shea	3,264	1987-91
14.	Kristen Rasmussen	3,241	1996-00
15.	Julie Pagel	3,168	2000-04
16.	Kisha Kelly	3,093	1991-95
17.	Klarissa Bell	3,084	2010-14
18.	Kelli Roehrig	3,078	2001-05
19.	Jasmine Thomas	3,059	2009-13
20.	Cheri Euler	3,037	1993-97

Minutes Per Game (Since 1981)

1.	Lindsay Bowen	35.2	2002-06
2.	Liz Shimek	32.9	2002-06
	Tamika Matlock	32.9	1995-97
	Marline Ferguson	32.9	1990-92
5.	Brittney Thomas	32.5	2007-11
6.	Kristin Haynie	32.4	2001-05
7.	Kris Emerson	31.9	1983-87
8.	Kiana Johnson	30.4	2011-14
9.	Christine Powers	30.3	1991-95
10.	Vnemina Reese	29.8	1998-02
12.	Syreeta Bromfield	29.5	2001-03
13.	Sheronda Mayo	29.0	1989-93
	Julie Polakowski	29.0	1982-86
15.	Eileen Shea	28.9	1987-91
16.	Maxann Reese	28.3	1996-00
17.	Brenda Jezowski	28.2	1980-85
	Kisha Kelly	28.1	1991-95
19.	Kim Archer	28.0	1983-88
20.	Rene Haynes	27.6	2003-07



Double-Doubles

Career Double-Doubles

1.	Mary Kay Ithyre	43
2.	Kristen Rasmussen	39
3.	Aerial Powers	34
4.	Liz Shimek	31
5.	Kris Emerson	30
6.	Jackie Carter	29
7.	Lykendra Johnson	27
	Nanette Gibson	27
9.	Paula Sanders	24
10.	Becky Cummings	20
11.	Kisha Kelly	19
12.	Allyssa DeHaan	18
13.	Kathy DeBoer	17
14.	Kim Archer	16
15.	Sue Tucker	14
16.	Kelli Roehrig	12
	Jill Prudden	12
18.	Mary Kay McNail	11
19.	Syreeta Bromfield	9
	Sue Forsyth	9
21.	Tori Jankoska	8
	Kalisha Keane	8
	Annette Babers	8
24.	Kristin Haynie	7
	Sheronda Mayo-Powell	7
26.	Aisha Jefferson	6
	Bella Engen	6
	Eileen Shea	6
29.	Becca Mills	5
	Annalise Pickrel	5
	Dawn DeYoung	5
	Lorraine Hyman	5



Aerial Powers is third in career double-doubles (34) after only two seasons.

Season Double-Doubles

1.	Aerial Powers	2015	24
2.	Mary Kay Ithyre	1978	19
3.	Kristen Rasmussen	2000	16
4.	Kris Emerson	1986	13
	Jackie Carter	1983	13
	Mary Kay Ithyre	1979	13
7.	Liz Smimek	2005	12
	Kristen Rasmussen	1999	12
9.	Kisha Kelly	1994	11
	Lil Preston	1983	11
	Lil Preston	1982	11
	Jackie Carter	1982	11
	Nanette Gibson	1980	11
	Mary Kay Ithyre	1980	11
	Nanette Gibson	1979	11
	Kathy DeBoer	1977	11
17.	Aerial Powers	2014	10
	Lykendra Johnson	2012	10
	Lykendra Johnson	2011	10
	Paula Sanders	1997	10



Mary Kay Ithyre



Kristen Rasmussen



Spartan Records





1,000-Point Club



Liz Shimek Lindsay Bowen Kisha Kelley Kris Emerson Allyssa DeHaan



Spartan Records

1. Liz Shimek - 1,780 points

YEAR	GP-GS	FG-A	FG%	3FG-A	3FG%	FT-A	FT%	REB	AVG	HG	PF-D	A	BL	ST	PTS	AVG	HG	MIN
2002-03	29-29	120-260	.462	0-2	.000	62-82	.756	263	9.1	16	64-0	28	13	34	302	10.4	19	959
2003-04	31-31	133-286	.465	19-47	.404	50-72	.694	252	8.1	19	56-0	31	30	37	335	10.8	17	966
2004-05	37-37	217-433	.501	15-48	.313	97-132	.735	335	9.1	15	49-1	74	43	50	546	14.8	25	1251
2005-06	34-34	249-460	.541	11-38	.289	88-106	.830	280	8.2	15	44-0	67	22	48	597	17.6	31	1135
Career	131-131	719-1439	.500	45-135	.333	297-392	.758	1130	8.6	19	213-1	200	108	169	1780	13.6	31	4311

2. Lindsay Bowen - 1,739 points

YEAR	GP-GS	FG-A	FG%	3FG-A	3FG%	FT-A	FT%	REB	AVG	HG	PF-D	A	BL	ST	PTS	AVG	HG	MIN
2002-03	29-29	123-282	.436	77-166	.464	63-66	.955	71	2.4	8	40-0	64	1	24	386	13.3	28	1086
2003-04	31-31	135-347	.389	66-175	.377	83-96	.865	77	2.5	6	25-0	74	4	39	419	13.5	27	1057
2004-05	37-37	167-410	.407	83-193	.430	94-115	.817	91	2.5	6	36-0	103	0	38	511	13.8	33	1279
2005-06	34-34	143-392	.365	68-200	.340	69-75	.920	125	3.7	9	41-0	130	1	65	423	13.3	22	1189
Career	131-131	568-1431	.397	294-734	.401	309-352	.878	364	2.8	9	142-0	371	6	166	1739	13.3	28	4611

3. Kisha Kelley - 1,668 points

YEAR	GP-GS	FG-A	FG%	3FG-A	3FG%	FT-A	FT%	REB	AVG	HG	PF-D	A	BL	ST	PTS	AVG	HG	MIN
1991-92	28-1	93-197	.472	0-3	.000	30-47	.638	89	3.2	7	41-1	19	9	25	216	7.7	20	484
1992-93	27-27	157-366	.429	0-2	.000	96-124	.774	209	7.7	19	77-2	36	5	44	410	15.2	27	849
1993-94	27-27	194-392	.495	0-2	.000	125-168	.744	238	8.8	16	78-3	67	7	70	513	19.0	31	879
1994-95	28-28	209-420	.498	2-9	.222	109-141	.773	165	5.9	13	88-2	71	6	62	529	18.9	29	881
Career	110-83	653-1375	.475	2-16	.125	360-480	.750	701	6.4	19	284-8	193	27	201	1668	15.2	31	3093

4. Allyssa DeHaan - 1,649 points

YEAR	GP-GS	FG-A	FG%	3FG-A	3FG%	FT-A	FT%	REB	AVG	HG	PF-D	A	BL	ST	PTS	AVG	HG	MIN
2006-07	33-27	166-313	.530	0-1	.000	79-104	.760	247	7.5	18	83-1	50	145	18	411	12.5	28	921
2007-08	37-27	202-418	.483	3-10	.300	124-148	.838	271	7.3	15	89-0	54	150	16	531	14.4	27	1103
2008-09	33-32	144-310	.465	6-18	.333	62-84	.738	208	6.3	12	43-1	24	107	14	356	10.8	24	875
2009-10	33-32	128-308	.416	9-27	.333	86-104	.827	193	5.8	13	50-0	29	101	7	351	10.6	24	779
Career	136-128	640-1349	.474	15-56	.321	351-440	.798	919	6.8	18	265-2	157	503	55	1649	12.1	28	3678

5. Kris Emerson - 1,590 points

YEAR	GP-GS	FG-A	FG%	3FG-A	3FG%	FT-A	FT%	REB	AVG	HG	PF-D	A	BL	ST	PTS	AVG	HG	MIN
1983-84	28-28	137-290	.472	--	--	89-108	.824	245	8.8	18	86-3	45	11	30	363	13.0	24	835
1984-85	26-26	105-243	.432	--	--	120-158	.759	218	8.4	14	77-5	41	16	45	330	12.7	26	761
1985-86	27-27	180-356	.506	--	--	97-138	.703	282	10.4	16	93-5	82	21	52	457	16.9	34	947
1986-87	28-28	176-372	.473	--	--	88-112	.786	188	6.7	13	74-3	70	9	47	440	15.7	26	938
Career	109-109	598-1261	.474	--	--	394-516	.764	933	8.6	18	330-16	238	57	174	1590	14.6	34	3481



1,000-Point Club

6. Maxann Reese - 1,589 points

YEAR	GP-GS	FG-A	FG%	3FG-A	FG%	FT-A	FT%	REB	AVG	HG	PF-D	A	BL	ST	PTS	AVG	HG	MIN
1996-97	30-1	82-212	.387	41-117	.350	26-30	.867	44	1.5	5	50-0	55	5	32	231	7.7	28	532
1997-98	27-23	114-278	.410	52-140	.371	36-51	.706	50	1.9	5	79-2	86	6	39	316	11.7	32	818
1998-99	31-31	211-497	.425	74-212	.349	50-62	.806	113	3.6	10	75-4	76	6	41	546	17.6	41	1013
1999-00	31-31	190-454	.419	51-156	.327	65-75	.855	94	3.0	6	66-1	74	9	43	496	16.0	32	1008
Career	119-86	597-1441	.414	218-625	.349	177-219	.808	301	2.5	10	270-7	291	26	155	1589	13.4	32	3371

7. Kalisha Keane - 1,553 points

YEAR	GP-GS	FG-A	FG%	3FG-A	FG%	FT-A	FT%	REB	AVG	HG	PF-D	A	BL	ST	PTS	AVG	HG	MIN
2007-08	37-37	167-413	.404	36-127	.283	90-107	.841	219	5.9	11	119-5	61	8	68	460	12.4	24	1025
2008-09	33-19	87-224	.388	28-97	.289	45-51	.882	110	3.3	9	75-0	80	12	56	247	7.5	22	780
2009-10	33-6	113-298	.379	48-139	.345	41-59	.695	130	3.9	13	72-4	84	10	56	315	9.5	27	780
2010-11	33-33	193-441	.438	71-197	.360	74-99	.747	165	5.0	11	81-1	75	16	79	531	16.1	28	1069
Career	136-95	560-1376	.407	183-560	.327	250-316	.791	624	4.6	13	347-10	300	46	259	1553	11.4	28	3654

8. Kristen Rasmussen - 1,493 points

YEAR	GP-GS	FG-A	FG%	3FG-A	FG%	FT-A	FT%	REB	AVG	HG	PF-D	A	BL	ST	PTS	AVG	HG	MIN
1996-97	29-11	98-190	.516	1-1	1.000	46-67	.687	157	5.4	15	60-1	23	39	21	243	8.4	23	552
1997-98	27-27	124-245	.506	0-2	.000	74-91	.813	217	8.0	20	60-1	45	45	26	322	11.9	23	759
1998-99	31-31	188-363	.518	7-21	.333	87-109	.798	286	9.2	17	88-2	96	57	42	470	15.2	29	973
1999-00	31-31	185-347	.533	7-15	.467	81-101	.802	304	9.8	18	59-0	85	53	53	458	14.8	26	957
Career	118-100	595-1145	.520	15-39	.385	288-368	.783	964	8.2	20	267-3	249	194	142	1493	12.7	29	3241

9. Eileen Shea - 1,401 points

YEAR	GP-GS	FG-A	FG%	3FG-A	FG%	FT-A	FT%	REB	AVG	HG	PF-D	A	BL	ST	PTS	AVG	HG	MIN
1987-88	28-5	71-175	.406	4-12	.333	18-26	.692	95	3.4	8	58-0	70	6	29	164	4.9	14	546
1988-89	28-23	139-295	.471	19-47	.404	71-85	.835	120	4.3	10	63-3	109	12	43	368	13.1	26	867
1989-90	28-27	155-362	.428	50-125	.400	71-88	.807	135	4.8	12	67-4	87	4	42	431	15.4	34	892
1990-91	29-29	154-353	.436	50-140	.357	80-102	.784	131	4.5	9	56-2	116	8	86	438	15.1	35	959
Career	113-84	519-1185	.438	123-324	.380	240-301	.797	481	4.3	12	244-9	382	30	200	1401	12.4	35	3264

10. Kelli Roehrig - 1,370 points

YEAR	GP-GS	FG-A	FG%	3FG-A	FG%	FT-A	FT%	REB	AVG	HG	PF-D	A	BL	ST	PTS	AVG	HG	MIN
2001-02	31-16	115-204	.564	0-0	.000	24-48	.500	114	3.7	8	73-1	22	25	18	254	8.2	24	653
2002-03	29-16	138-237	.582	0-0	.000	65-89	.730	152	5.2	12	69-1	24	34	23	341	11.8	27	690
2003-04	31-22	116-213	.545	0-0	.000	49-63	.778	137	4.4	13	74-0	21	25	22	281	9.1	19	636
2004-05	37-36	209-405	.516	0-0	.000	76-118	.644	266	7.2	12	80-1	60	50	43	494	13.4	23	1099
Career	128-90	578-1059	.546	0-0	.000	214-318	.673	669	5.2	13	296-3	127	134	106	1370	10.7	27	3078

11. Lykendra Johnson - 1,242 points

YEAR	GP-GS	FG-A	FG%	3FG-A	FG%	FT-A	FT%	REB	AVG	HG	PF-D	A	BL	ST	PTS	AVG	HG	MIN
2008-09	33-18	68-151	.450	4-20	.200	76-101	.752	199	6.0	15	70-1	53	27	35	216	6.5	14	749
2009-10	33-33	97-197	.492	22-66	.333	75-129	.581	250	7.6	12	108-6	45	34	53	291	8.8	21	871
2010-11	33-33	146-302	.483	20-60	.333	78-122	.639	295	8.9	17	111-4	55	44	79	390	11.8	24	891
2011-12	32-32	129-295	.437	13-48	.271	74-129	.574	274	8.6	20	101-5	35	42	57	345	10.8	23	850
Career	131-116	440-945	.466	59-194	.304	303-481	.630	1018	7.8	20	390-16	188	147	224	1242	9.5	24	3361

12. Kristin Haynie - 1,199 points

YEAR	GP-GS	FG-A	FG%	3FG-A	FG%	FT-A	FT%	REB	AVG	HG	PF-D	A	BL	ST	PTS	AVG	HG	MIN
2001-02	32-30	78-204	.382	25-75	.333	70-93	.753	122	3.8	11	69-1	117	2	77	251	7.8	21	992
2002-03	29-27	103-239	.431	23-58	.397	64-75	.853	108	3.7	9	59-1	144	4	67	293	10.1	22	999
2003-04	31-31	101-240	.421	13-42	.310	62-74	.838	139	4.5	12	54-0	124	3	85	277	8.9	23	963
2004-05	35-35	147-321	.458	20-53	.377	64-78	.821	232	6.6	14	66-1	189	3	117	378	10.8	20	1155
Career	127-123	429-1004	.427	81-228	.355	260-320	.813	601	4.7	14	248-3	574	12	346	1199	9.4	23	4109

13. Aisha Jefferson - 1,194 points

YEAR	GP-GS	FG-A	FG%	3FG-A	FG%	FT-A	FT%	REB	AVG	HG	PF-D	A	BL	ST	PTS	AVG	HG	MIN
2005-06	34-16	94-220	.427	1-4	.250	36-60	.600	169	5.0	13	87-2	38	16	51	225	6.6	20	708
2006-07	33-28	139-332	.419	1-9	.111	64-98	.653	186	5.6	15	101-3	53	15	52	343	10.4	19	880
2008-09	33-33	142-333	.426	7-32	.219	76-108	.704	171	5.2	11	79-2	39	7	33	367	11.1	34	641
2009-10	33-31	99-220	.450	9-31	.290	52-74	.703	126	3.8	9	68-0	39	9	15	259	7.8	23	641
Career	133-108	474-1105	.429	18-76	.237	228-340	.671	652	4.9	15	335-7	169	47	151	1194	9.0	34	3034

Spartan Records

95



1,000-Point Club

14. Mary Kay Itnyre - 1,189 points

* Totals based on available information

YEAR	GP-GS	FG-A	FG%	3FG-A	FG%	FT-A	FT%	REB	AVG	HG	PF-D	A	BL	ST	PTS	AVG	HG	MIN
1977-78	28-20	181-354	.511	--	--	116-136	.853	317	11.3	18	65-0	33	NA	NA	478	17.1	30	NA
1978-79	26-NA	144-315	.454	--	--	81-103	.786	269	10.3	23	74-3	28	21	23	369	14.2	28	NA
1979-80	26-25	139-288	.483	--	--	64-78	.821	235	9.0	15	83-6	36	17	25	342	13.2	25	NA
Career*	80-45	464-957	.485	--	--	261-317	.823	821	10.3	23	222-9	97	38	48	1189	14.9	30	NA

15. Victoria Lucas-Perry - 1,182 points

YEAR	GP-GS	FG-A	FG%	3FG-A	FG%	FT-A	FT%	REB	AVG	HG	PF-D	A	BL	ST	PTS	AVG	HG	MIN
2003-04	31-2	41-109	.376	18-57	.316	23-26	.885	69	2.2	11	46-0	17	4	14	123	4.0	21	411
2004-05	37-28	100-238	.420	25-80	.313	50-63	.794	162	4.4	9	86-2	59	11	44	275	7.4	22	930
2005-06	33-32	116-289	.401	46-119	.387	59-68	.868	157	4.8	12	70-0	51	7	56	337	10.2	23	877
2006-07	33-33	162-411	.394	62-173	.358	61-70	.871	199	6.0	14	72-0	85	7	74	447	13.5	20	1098
Career	134-95	419-1047	.400	151-429	.352	193-227	.850	587	4.4	14	274-2	212	29	188	1182	8.8	23	3316

16. Rene Haynes - 1,181 points

YEAR	GP-GS	FG-A	FG%	3FG-A	FG%	FT-A	FT%	REB	AVG	HG	PF-D	A	BL	ST	PTS	AVG	HG	MIN
2003-04	31-10	87-245	.355	28-87	.322	51-75	.680	86	2.8	11	81-0	35	3	48	253	8.2	21	785
2004-05	37-7	101-274	.369	29-92	.315	55-79	.696	108	2.9	9	88-0	59	6	55	286	7.7	22	889
2005-06	34-31	109-287	.380	21-76	.276	60-85	.706	136	4.0	12	72-1	115	2	71	299	8.8	23	966
2006-07	33-33	121-335	.361	33-112	.295	68-92	.739	145	4.4	14	67-1	113	5	71	343	10.4	20	1086
Career	135-81	418-1141	.366	111-367	.302	234-331	.707	475	3.5	14	308-2	322	16	245	1181	8.7	23	3726

17. Becca Mills - 1,157 points

YEAR	GP-GS	FG-A	FG%	3FG-A	FG%	FT-A	FT%	REB	AVG	HG	PF-D	A	BL	ST	PTS	AVG	HG	MIN
2011-12	31-9	87-193	.451	14-39	.359	35-46	.761	134	4.3	10	65-1	16	16	9	223	7.2	20	533
2012-13	34-28	123-309	.398	19-58	.328	44-58	.759	142	4.2	11	73-1	27	29	16	309	9.1	18	730
2013-14	31-32	134-270	.496	11-31	.355	51-66	.773	183	5.5	11	104-6	23	24	21	330	10.0	22	819
2014-15	31-31	126-275	.458	15-45	.333	28-41	.683	225	7.3	16	106-4	58	22	14	295	9.5	22	950
Career	129-100	470-1047	.449	59-173	.449	158-211	.749	684	5.3	16	348-12	124	91	60	1157	9.0	22	3032

18. Julie Polakowski - 1,143 points

YEAR	GP-GS	FG-A	FG%	3FG-A	FG%	FT-A	FT%	REB	AVG	HG	PF-D	A	BL	ST	PTS	AVG	HG	MIN
1982-83	15-15	64-141	.434	--	--	25-32	.781	19	1.3	3	25-1	44	0	13	153	10.2	25	482
1983-84	27-23	140-254	.551	--	--	37-43	.860	50	1.9	6	29-0	78	5	24	317	11.7	23	749
1984-85	27-21	128-263	.487	--	--	32-46	.696	77	2.9	8	44-0	53	3	34	288	10.7	26	664
1985-86	27-27	164-322	.509	--	--	57-75	.760	55	2.0	6	42-1	56	1	24	385	14.3	26	889
Career	96-86	496-980	.506	--	--	151-196	.770	201	2.1	8	140-2	231	9	95	1143	11.9	26	2784

Spartan Records



Victoria Lucas-Perry



Becca Mills





1,000-Point Club

19. Aerial Powers - 1,120 points

YEAR	GP-GS	FG-A	FG%	3FG-A	FG%	FT-A	FT%	REB	AVG	HG	PF-D	A	BL	ST	PTS	AVG	HG	MIN
2013-14	33-33	158-331	.477	19-60	.317	107-151	.709	269	8.2	18	91-4	77	21	59	442	13.4	28	862
2014-15	31-31	227-572	.397	54-178	.303	170-217	.753	375	12.1	18	67-1	107	37	69	678	21.9	35	1099
Career	64-64	385-903	.426	73-238	.307	277-368	.753	644	10.1	18	158-5	184	58	128	1120	17.5	35	1961

20. Becky Cummings - 1,108 points

YEAR	GP-GS	FG-A	FG%	3FG-A	FG%	FT-A	FT%	REB	AVG	HG	PF-D	A	BL	ST	PTS	AVG	HG	MIN
1997-98	27-5	27-74	.365	0-0	.000	64-89	.719	103	3.8	12	49-0	15	11	14	118	4.4	14	456
1998-99	31-31	131-221	.593	0-0	.000	95-149	.638	229	7.4	13	90-5	38	16	39	357	11.5	21	878
1999-00	31-30	169-272	.621	0-0	.000	130-191	.681	228	7.4	15	78-2	42	15	28	468	15.1	23	925
2000-01	16-9	65-118	.551	0-1	.000	35-70	.500	85	5.3	12	35-1	12	10	12	165	10.3	25	364
Career	105-75	392-685	.572	0-1	.000	324-499	.649	645	6.1	15	252-8	107	61	93	1108	10.6	25	2623

21. Bella Engen - 1,088 points

YEAR	GP-GS	FG-A	FG%	3FG-A	FG%	FT-A	FT%	REB	AVG	HG	PF-D	A	BL	ST	PTS	AVG	HG	MIN
1994-95	28-16	110-205	.537	1-3	.333	45-69	.652	134	4.8	13	50-0	26	9	25	266	9.5	20	611
1995-96	29-22	125-246	.508	1-10	.100	63-86	.733	92	3.2	6	42-1	27	4	36	314	10.8	26	621
1996-97	27-0	67-107	.626	1-1	1.000	29-38	.763	58	2.1	7	24-0	22	5	21	164	6.1	22	356
1997-98	26-26	135-239	.565	0-2	.000	74-92	.804	159	6.1	11	41-0	43	1	45	344	13.2	27	805
Career	110-64	437-797	.548	3-16	.187	211-285	.740	443	4.0	13	157-1	118	19	127	1088	9.9	27	2393

22. Jamie Wesley - 1,075 points

YEAR	GP-GS	FG-A	FG%	3FG-A	FG%	FT-A	FT%	REB	AVG	HG	PF-D	A	BL	ST	PTS	AVG	HG	MIN
1994-95	26-1	36-94	.383	16-42	.381	22-34	.647	37	1.4	4	32-0	22	3	19	110	4.2	13	292
1995-96	29-21	111-307	.362	30-99	.303	59-70	.843	82	2.8	8	65-0	66	2	63	311	10.7	27	788
1996-97	29-29	136-317	.429	29-94	.309	30-38	.789	87	3.0	8	63-1	50	7	56	331	11.4	26	793
1997-98	27-27	119-303	.393	26-69	.377	59-71	.831	96	3.6	9	83-2	70	2	59	323	12.0	26	810
Career	111-78	402-1021	.394	101-304	.332	170-213	.798	302	2.7	9	243-3	208	14	197	1075	9.7	27	2683

23. Brenda Jezowski - 1,034 points

YEAR	GP-GS	FG-A	FG%	3FG-A	FG%	FT-A	FT%	REB	AVG	HG	PF-D	A	BL	ST	PTS	AVG	HG	MIN
1980-81	22-22	80-178	.450	--	--	62-80	.775	71	3.2	7	54-2	56	2	24	222	10.1	22	NA
1981-82	26-26	116-244	.475	--	--	71-100	.710	77	3.0	6	62-1	94	5	40	303	11.6	32	943
1982-83	20-20	73-183	.399	--	--	64-72	.889	55	2.8	6	59-3	77	2	39	210	10.5	25	766
1983-84 (RS)5-3		17-28	.607	--	--	12-15	.800	9	1.8	4	9-0	16	0	9	46	9.2	13	161
1984-85	27-27	102-238	.429	--	--	49-67	.731	49	1.8	5	66-2	96	3	40	253	9.4	18	946
Career	100-98	388-871	.445	--	--	258-334	.772	261	2.6	7	250-8	339	12	152	1034	10.3	32	2816

24. Jill Prudden - 1,012 points

* Totals based on available information

YEAR	GP-GS	FG-A	FG%	3FG-A	FG%	FT-A	FT%	REB	AVG	HG	PF-D	A	BL	ST	PTS	AVG	HG	MIN
1974-75	10-NA	NA-NA	NA	--	--	NA-NA	NA	82	8.2	NA	NA	NA	NA	NA	63	6.3	NA	NA
1975-76	22-NA	NA-NA	NA	--	--	NA-NA	NA	165	7.5	NA	NA	NA	NA	NA	332	15.1	NA	NA
1976-77	29-29	151-378	.399	--	--	41-78	.526	225	7.8	18	63-1	39	NA	NA	343	11.8	24	NA
1977-78	28-27	122-289	.422	--	--	30-52	.577	220	8.1	NA	58-1	49	NA	NA	274	9.8	18	NA
Career*	89-56	273-667	.409	--	--	71-130	.546	692	7.8	18	121-2	88	NA	NA	1012	11.4	24	NA



Spartan Records





Single-Season Records

Points

1.	Aerial Powers	678	2014-15
2.	Liz Shimek	597	2005-06
3.	Liz Shimek	546	2004-05
	Maxann Reese	546	1998-99
5.	Tori Jankoska	543	2014-15
6.	Kalisha Keane	531	2010-11
	Allyssa DeHaan	531	2007-08
8.	Kisha Kelley	529	1994-95
9.	Kisha Kelley	513	1993-94
10.	Lindsay Bowen	511	2004-05
11.	Syreeta Bromfield	498	2001-02
12.	Maxann Reese	496	1999-00
13.	Kelli Roehrig	494	2004-05
14.	Mary Kay Itnyre	478	1977-78
15.	Kristen Rasmussen	470	1998-99
16.	Becky Cummings	468	1999-00
17.	Kalisha Keane	460	2007-08
18.	Kristen Rasmussen	458	1999-00
19.	Kris Emerson	457	1985-86
20.	Victoria Lucas-Perry	447	2006-07

Points Per Game

1.	Aerial Powers	21.9	2013-14
2.	Linda Stoick	20.4	1974-75
3.	Kisha Kelley	19.0	1993-94
4.	Kisha Kelley	18.9	1994-95
5.	Liz Shimek	17.6	2005-06
	Maxann Reese	17.6	1998-99
7.	Tori Jankoska	17.5	2014-15
8.	Mary Kay Itnyre	17.1	1977-78
9.	Kris Emerson	16.9	1985-86
10.	Nanette Gibson	16.4	1980-81

Field Goals

1.	Liz Shimek	249	2005-06
2.	Aerial Powers	227	2014-15
3.	Liz Shimek	217	2004-05
4.	Maxann Reese	211	1998-99
5.	Kelli Roehrig	209	2004-05
	Kisha Kelley	209	1994-95
7.	Allyssa DeHaan	202	2007-08
8.	Kisha Kelley	194	1993-94
9.	Kalisha Keane	193	2010-11
10.	Maxann Reese	190	1999-00

Field Goal Attempts

1.	Aerial Powers	572	2014-15
2.	Maxann Reese	497	1998-99
3.	Syreeta Bromfield	464	2001-02
4.	Liz Shimek	460	2005-06
5.	Maxann Reese	454	1999-00
6.	Kalisha Keane	441	2010-11
7.	Liz Shimek	433	2004-05
8.	Kisha Kelley	420	1994-95
9.	Allyssa DeHaan	418	2007-08
10.	Kalisha Keane	413	2007-08

Field Goal Percentage (min. 100 FG made)

1.	Becky Cummings	1999-00	.621 (169-272)
2.	Nicole Cushing	1995-96	.599 (148-247)
3.	Becky Cummings	1998-99	.593 (131-221)
4.	Sheronda Mayo	1990-91	.588 (133-226)
5.	Kelli Roehrig	2002-03	.582 (138-237)
	Sheronda Mayo	1991-92	.582 (106-182)
7.	Nicole Cushing	1996-97	.580 (109-188)
8.	Bella Engen	1997-98	.565 (135-239)
9.	Kelli Roehrig	2001-02	.564 (115-204)
10.	Julie Polakowski	1983-84	.551 (140-254)

3-Point Field Goals

1.	Lindsay Bowen	83	2004-05
2.	Lindsay Bowen	77	2002-03
3.	Maxann Reese	74	1998-99
4.	Kalisha Keane	71	2010-11
5.	Tori Jankoska	68	2014-15
	Lindsay Bowen	68	2005-06
7.	Lindsay Bowen	66	2003-04
8.	Annalise Pickrel	65	2012-13
9.	Tori Jankoska	64	2013-14
	Taylor Alton	64	2011-12

3-Point Field Goal Attempts

1.	Maxann Reese	212	1998-99
2.	Lindsay Bowen	200	2005-06
3.	Kalisha Keane	197	2010-11
4.	Lindsay Bowen	193	2004-05
5.	Tori Jankoska	185	2014-15
6.	Tori Jankoska	178	2013-14
7.	Annalise Pickrel	177	2012-13
8.	Taylor Alton	175	2011-12
	Lindsay Bowen	175	2003-04
10.	Victoria Lucas-Perry	173	2006-07

3-Point Field Goal Percentage (min. 20 3-Point FG made)

1.	Lindsay Bowen	2002-03	.464 (77-166)
2.	Lindsay Bowen	2004-05	.430 (83-193)
3.	Christine Powers	1994-95	.412 (42-102)
4.	Eileen Shea	1989-90	.400 (50-125)
5.	Kristin Haynie	2002-03	.397(23-58)
6.	Alisa Wulf	2007-08	.391 (25-64)

Christine Powers	1993-94	.391 (36-92)
8. Victoria Lucas-Perry	2005-06	.387 (46-119)
9. Christine Powers	1991-92	.382 (29-76)
10. Kristin Haynie	2004-05	.377 (20-53)
Lindsay Bowen	2003-04	.377 (66-175)
Jamie Wesley	1997-98	.377 (26-69)

Free Throws

1.	Aerial Powers	170	2014-15
2.	Tori Jankoska	135	2014-15
3.	Becky Cummings	130	1999-00
4.	Kisha Kelley	125	1993-94
5.	Allyssa DeHaan	124	2007-08
6.	Kris Emerson	120	1984-85
7.	Mary Kay Itnyre	116	1977-78
8.	Kisha Kelley	109	1994-95
9.	Aerial Powers	107	2013-14
10.	Paula Sanders	100	1996-97

Free Throw Attempts

1.	Aerial Powers	217	2014-15
2.	Becky Cummings	191	1999-00
3.	Kisha Kelley	168	1993-94
4.	Kris Emerson	158	1984-85
5.	Tori Jankoska	155	2014-15
6.	Aerial Powers	151	2013-14
7.	Becky Cummings	149	1998-99
8.	Allyssa DeHaan	148	2007-08
9.	Paula Sanders	145	1996-97
10.	Kisha Kelley	141	1994-95

Free Throw Percentage (min. 30 FT made)

1.	Lindsay Bowen	2002-03	.955 (63-66)
2.	Lindsay Bowen	2005-06	.920 (69-75)
3.	Brenda Jezowski	1982-83	.889 (64-72)
4.	Kalisha Keane	2008-09	.882 (45-51)
5.	Christine Powers	1992-93	.884 (38-43)
6.	Victoria Lucas-Perry	2006-07	.871 (61-70)
7.	Victoria Lucas-Perry	2005-06	.868 (59-68)
8.	Lindsay Bowen	2003-04	.865 (83-96)
9.	Julie Polakowski	1983-84	.860 (37-43)
10.	Maxann Reese	1999-00	.855 (65-76)

Spartan Records



Single-Season Records

Rebounds

1.	Aerial Powers	375	2014-15
2.	Liz Shimek	335	2004-05
3.	Mary Kay Iltnyre	317	1977-78
4.	Kristen Rasmussen	304	1999-00
5.	Lykendra Johnson	295	2010-11
6.	Nanette Gibson	291	1978-79
7.	Jackie Carter	290	1982-83
8.	Kristen Rasmussen	286	1998-99
9.	Kris Emerson	282	1985-86
10.	Liz Shimek	280	2005-06

Rebounds Per Game

1.	Nanette Gibson	12.7	1978-79
2.	Aerial Powers	12.1	2014-15
3.	Mary Kay Iltnyre	11.3	1977-78
4.	Jackie Carter	10.7	1982-83
	Jackie Carter	10.7	1981-82
6.	Kris Emerson	10.4	1985-86
7.	Mary Kay Iltnyre	10.3	1978-79
8.	Kathy DeBoer	10.2	1976-77
9.	Nanette Gibson	10.0	1979-80
10.	Lil Preston	9.9	1982-83

Offensive Rebounds

1.	Lykendra Johnson	133	2010-11
2.	Liz Shimek	131	2004-05
3.	Liz Shimek	120	2005-06
4.	Kelli Roehrig	106	2004-05
5.	Lykendra Johnson	101	2011-12
6.	Aerial Powers	100	2014-15
7.	Liz Shimek	97	2003-04
8.	Lykendra Johnson	96	2009-10
9.	Liz Shimek	95	2002-03
10.	Kristen Rasmussen	91	1999-00
	Kristen Rasmussen	91	1998-99

* the stat was first kept in the 1986-87 season

Assists

1.	Tamika Matlock	229	1996-97
2.	Kristin Haynie	189	2004-05
3.	Tamika Matlock	174	1995-96
4.	Deb Traxinger	148	1979-80
5.	Kristin Haynie	144	2002-03
6.	Vnemina Reese	143	1999-00
7.	Chris Powers	141	1993-94
8.	Marline Ferguson	138	1991-92
9.	Chris Powers	137	1994-95
10.	Kim Archer	134	1986-87

Assists Per Game

1.	Tamika Matlock	7.6	1996-97
2.	Kiana Johnson	6.0	2013-14
	Tamika Matlock	6.0	1995-96
4.	Marline Ferguson	5.8	1991-92
5.	Deb Traxinger	5.5	1979-80
6.	Kristin Haynie	5.4	2004-05
7.	Christine Powers	5.2	1993-94
8.	Christine Powers	5.1	1994-95
9.	Kristin Haynie	5.0	2002-03
10.	Vnemina Reese	4.8	1999-00
	Christine Powers	4.8	1992-93
	Kim Archer	4.8	1986-87

Assist-to-Turnover Ratio

(min. 2.0 assists per game)

1.	Christine Powers	2.40	1994-95
2.	Kristin Haynie	2.30	2004-05
3.	Tamika Matlock	2.08	1996-97
4.	Donita Johnson	1.98	1999-00
5.	Kiana Johnson	1.93	2012-13
6.	Tamika Matlock	1.91	1995-96
7.	Kiana Johnson	1.68	2011-12
8.	Tori Jankoska	1.58	2013-14
	Annalise Pickrel	1.58	2013-14
10.	Vnemina Reese	1.54	1999-00

* turnovers were first kept in 1984-85 season

Steals

1.	Kristin Haynie	117	2004-05
2.	Marline Ferguson	103	1991-92
3.	Eileen Shea	86	1990-91
4.	Kristin Haynie	85	2003-04
5.	Kim Archer	83	1987-88
6.	Lykendra Johnson	79	2010-11
	Kalisha Keane	79	2010-11
8.	Kristin Haynie	77	2001-02
9.	Syreeta Bromfield	75	2001-02
10.	Victoria Lucas-Perry	74	2006-07

Steals Per Game

1.	Marline Ferguson	4.3	1991-92
2.	Nanette Gibson	3.5	1980-81
3.	Kim Archer	3.4	1984-85
4.	Kristin Haynie	3.3	2004-05
5.	Eileen Shea	3.0	1990-91
	Kim Archer	3.0	1987-88
7.	Kristin Haynie	2.7	2003-04
8.	Kisha Kelly	2.6	1993-94
9.	Marline Ferguson	2.5	1990-91
	Deb Traxinger	2.5	1979-80

Blocked Shots

1.	Allyssa DeHaan	150	2007-08
2.	Allyssa DeHaan	145	2006-07
3.	Allyssa DeHaan	107	2008-09
4.	Allyssa DeHaan	101	2009-10
5.	Kristen Rasmussen	57	1998-99
6.	Kristen Rasmussen	53	1999-00
7.	Kelli Roehrig	50	2004-05
8.	Kristen Rasmussen	45	1997-98
9.	Lykendra Johnson	44	2010-11
10.	Liz Shimek	43	2004-05

Blocked Shots Per Game

1.	Allyssa DeHaan	4.4	2006-07
2.	Allyssa DeHaan	4.1	2007-08
3.	Allyssa DeHaan	3.2	2008-09
4.	Allyssa DeHaan	3.1	2009-10
5.	Annette Babers	2.2	1992-93
6.	Kristen Rasmussen	1.8	1998-99
7.	Kristen Rasmussen	1.7	1999-00
	Kristen Rasmussen	1.7	1997-98
9.	Erin Skelly	1.5	2000-01
10.	Kelli Roehrig	1.4	2004-05
	Annette Babers	1.4	1991-92

Games Played

1.	Lauren Aitch	37	2007-08
	Courtney Davidson	37	2007-08
	Allyssa DeHaan	37	2007-08
	Kalisha Keane	37	2007-08
	Brittney Thomas	37	2007-08
	Lindsay Bowen	37	2004-05
	Rene Haynes	37	2004-05
	Victoria Lucas-Perry	37	2004-05
	Kelli Roehrig	37	2004-05
	Liz Shimek	37	2004-05

Games Started

1.	Allyssa DeHaan	37	2007-08
	Kalisha Keane	37	2007-08
	Brittney Thomas	37	2007-08
	Lindsay Bowen	37	2004-05
	Liz Shimek	37	2004-05
6.	Kelli Roehrig	36	2004-05
7.	Kristin Haynie	35	2004-05
8.	Klarissa Bell	34	2012-13
	Courtney Schiffauer	34	2012-13
	Jasmine Thomas	34	2012-13
	Lindsay Bowen	34	2005-06
	Liz Shimek	34	2005-06

Minutes

1.	Brittney Thomas	1,300	2007-08
2.	Lindsay Bowen	1,279	2004-05
3.	Liz Shimek	1,251	2004-05
4.	Klarissa Bell	1,196	2012-13
5.	Jasmine Thomas	1,194	2012-13
6.	Lindsay Bowen	1,189	2005-06
7.	Kristin Haynie	1,155	2004-05
8.	Liz Shimek	1,135	2005-06
9.	Tori Jankoska	1,130	2014-15
10.	Allyssa DeHaan	1,103	2007-08

Minutes Per Game

1.	Brenda Jezowski	38.3	1982-83
2.	Lindsay Bowen	37.4	2002-03
3.	Christine Powers	37.0	1992-93
4.	Brenda Jezowski	36.3	1981-82
5.	Tori Jankoska	36.5	2014-15
6.	Christine Powers	35.4	1993-94
7.	Aerial Powers	35.5	2014-15
8.	Klarissa Bell	35.2	2012-13
9.	Jasmine Thomas	35.1	2012-13
	Brittney Thomas	35.1	2007-08
	Kris Emerson	35.1	1985-86
	Lil Preston	35.1	1982-83

Points

1.	Kalisha Keane	460	2007-08
2.	Aerial Powers	442	2013-14
3.	Allyssa DeHaan	411	2006-07
4.	Tori Jankoska	408	2013-14
5.	Lindsay Bowen	386	2002-03
6.	Nicole Cushing	372	1995-96
7.	Kris Emerson	363	1983-84
8.	Julie Pagel	313	2000-01



Spartan Records





Freshman Records



Spartan Records

9.	Liz Shimek	302	2002-03
10.	Mary Kay McNall	299	1982-83
11.	Nanette Gibson	278	1978-79
12.	Brittney Thomas	272	2007-08
13.	Bella Engen	266	1994-95
14.	Kim Archer	263	1983-84
15.	Kelli Roehrig	254	2001-02

Rebounds

1.	Nanette Gibson	291	1978-79
2.	Aerial Powers	269	2013-14
3.	Liz Shimek	263	2002-03
4.	Allyssa DeHaan	247	2006-07
5.	Kris Emerson	245	1983-84
6.	Kim Archer	240	1983-84
7.	Kalisha Keane	219	2007-08
	Julie Pagel	219	2000-01
9.	Brittney Thomas	202	2007-08
10.	Lykendra Johnson	199	2008-09

Assists

1.	Vnemina Reese	143	1999-00
2.	Brittney Thomas	133	2007-08
3.	Kiana Johnson	129	2011-12
4.	Kristin Haynie	117	2001-02
5.	Kim Archer	106	1983-84
6.	Tori Jankoska	79	2013-14
7.	Deb Traxinger	78	1978-79
8.	Aerial Powers	77	2013-14
9.	Eileen Shea	70	1987-88
10.	Lindsay Bowen	64	2002-03

Blocked Shots

1.	Allyssa DeHaan	145	2006-07
2.	Kristen Rasmussen	39	1996-97
3.	Lykendra Johnson	27	2008-09
4.	Kelli Roehrig	25	2001-02
5.	Aerial Powers	21	2013-14

Steals

1.	Kristin Haynie	77	2001-02
2.	Kalisha Keane	68	2007-08
3.	Brittney Thomas	65	2007-08
	Vnemina Reese	65	1999-00
5.	Nanette Gibson	64	1978-79



Allyssa DeHaan

Field Goals

1.	Kalisha Keane	167	2007-08
2.	Allyssa DeHaan	166	2006-07
3.	Aerial Powers	158	2013-14
4.	Nicole Cushing	148	1995-96
5.	Kris Emerson	137	1983-84
6.	Tori Jankoska	132	2013-14
7.	Mary Kay McNall	127	1982-83
8.	Lindsay Bowen	123	2002-03
9.	Liz Shimek	120	2002-03
10.	Nanette Gibson	117	1978-79

Field Goal Attempts

1.	Kalisha Keane	418	2007-08
2.	Aerial Powers	331	2013-14
3.	Tori Jankoska	323	2013-14
4.	Allyssa DeHaan	313	2006-07
5.	Kris Emerson	290	1983-84

Field Goal Percentage (min. 100 FG Attempts)

1.	Nicole Cushing	1995-96	.599 (148-247)
2.	Kelli Roehrig	2001-02	.564 (115-204)
3.	Sheronda Mayo	1989-90	.553 (94-170)
4.	Jasmine Hines	2011-12	.542 (58-107)
5.	Bella Engen	1994-95	.537 (110-205)
6.	Allyssa DeHaan	2006-07	.530 (166-313)
7.	Mary Kay McNall	1982-83	.523 (127-243)
8.	Kristen Rasmussen	1996-97	.516 (98-190)
9.	Kim Archer	1983-84	.510 (106-208)
10.	Julie Pagel	2000-01	.487 (116-238)

3-Point Field Goals

1.	Lindsay Bowen	77	2002-03
2.	Tori Jankoska	64	2013-14
3.	Maxann Reese	41	1996-97
4.	Kalisha Keane	36	2007-08
5.	Rene Haynes	28	2003-04

3-Point Field Goals Attempts

1.	Tori Jankoska	178	2013-14
2.	Lindsay Bowen	166	2002-03
3.	Kalisha Keane	127	2007-08
4.	Maxann Reese	117	1996-97
5.	Rene Haynes	87	2003-04

3-Point FG Percentage (min. 15 3-Point FG made)

1.	Lindsay Bowen	2002-03	.464 (77-166)
2.	Jamie Wesley	1994-95	

3.	Tori Jankoska	.381 (16-42)	2013-14
4.	Maxann Reese	.360 (64-178)	1996-97
5.	Maria Recker	.350 (41-117)	1999-00
		.343 (17-47)	

Free Throws

1.	Aerial Powers	107	2013-14
2.	Kalisha Keane	90	2007-08
3.	Kris Emerson	89	1983-84
4.	Tori Jankoska	80	2013-14
5.	Allyssa DeHaan	79	2006-07
6.	Julie Pagel	78	2000-01
7.	Lykendra Johnson	76	2008-09
	Nicole Cushing	76	1995-96
9.	Kristin Haynie	70	2001-02
10.	Brittney Thomas	65	2007-08

Free Throw Attempts

1.	Aerial Powers	151	2013-14
2.	Julie Pagel	127	2000-01
3.	Nicole Cushing	116	1995-96
4.	Kris Emerson	108	1983-84
5.	Kalisha Keane	107	2007-08

Free Throw Percentage (min. 20 FT made)

1.	Lindsay Bowen	2002-03	.955 (63-66)
2.	Victoria Lucas-Perry	2003-04	.885 (23-26)
3.	Maxann Reese	1996-97	.867 (26-30)
4.	Kalisha Keane	2007-08	.841 (90-107)
5.	Kris Emerson	1983-84	.824 (89-108)
6.	Jasmine Thomas	2009-10	.792 (38-48)
7.	Julie Polakowski	1982-83	.781 (25-32)
8.	Kelly Belanger	1982-83	.778 (21-27)
9.	Brenda Jezowski	1980-81	.775 (62-80)
10.	Tori Jankoska	2013-14	.762 (80-105)



Single-Game Records

Points

1.	Maxann Reese vs. Iowa, 1/29/99	41
2.	Aerial Powers vs. Nebraska, 1/8/15	35
	Eileen Shea vs. Oklahoma State, 3/16/91	35
4.	Aisha Jefferson vs. Notre Dame, 11/29/08	34
	Eileen Shea vs. Ohio State, 2/9/90	34
	Kris Emerson vs. Dayton, 12/20/85	34
	Lil Preston vs. Kent State, 12/19/81	34
8.	Aerial Powers vs. Illinois, 1/15/15	33
	Lindsay Bowen vs. TCU, 11/28/04	33
10.	Aerial Powers vs. Syracuse, 12/21/14	32
	Porsche Poole vs. Penn State, 1/29/12	32
	Maxann Reese vs. Purdue, 2/17/00	32
	Maxann Reese vs. Central Michigan, 12/14/97	32
	Brenda Jezowski vs. Purdue, 2/12/82	32
	Jill Prudden vs. Central Michigan, 2/23/76	32
16.	Aerial Powers vs. Minnesota, 2/8/15	31
	Liz Shimek vs. Iowa, 3/3/06	31
	Kisha Kelley vs. Northwestern, 2/4/94	31
	Tanya Place vs. Wisconsin, 2/14/93	31
20.	Victoria Lucas-Perry vs. Indiana St., 11/24/06	30
	Syreeta Bromfield vs. Kent State, 12/3/02	30
	Tanya Place vs. Ohio State, 2/18/94	30
	Kisha Kelley vs. Wisconsin, 2/13/94	30
	Kelly Belanger vs. Purdue, 1/11/85	30

Rebounds

1.	Nanette Gibson vs. Pittsburgh, 1/20/79	24
2.	Mary Kay Itnyre vs. Central Michigan, 1/23/79	23
3.	Nanette Gibson vs. Minnesota, 2/9/80	22
4.	Mary Kay Itnyre vs. Ohio State, 2/24/79	22
	Nanette Gibson vs. Michigan, 2/16/79	21
	Mary Kay Itnyre vs. Queens, 12/15/78	21
7.	Lykendra Johnsons vs. IPFW, 11/15/11	20
	Kristen Rasmussen vs. Penn State, 12/30/97	20
	Nanette Gibson vs. Michigan, 3/1/79	20
	Kathy DeBoer vs. Calvin, 2/21/78	20
11.	Liz Shimek vs. Pepperdine, 12/17/03	19
	Kisha Kelley vs. Wisconsin, 2/14/93	19
	Annette Babers vs. Northern Illinois, 11/24/91	19
	Sue Tucker vs. Detroit, 12/18/85	19
	Nanette Gibson vs. Oakland, 2/13/79	19

Offensive Rebounds

1.	Cherie Swarhout vs. Wisconsin, 1/11/91	11
2.	Lykendra Johnson at Michigan, 1/9/11	10
	Kristin Haynie at Illinois, 3/16/02	10
	Kisha Kelley at Wisconsin, 1/15/1993	10
5.	Aerial Powers at Maryland, 1/22/15	9
	Lykendra Johnson at Iowa, 1/27/11	9
	Lauren Aitch vs. Michigan, 1/13/08	9
	Liz Shimek vs. Iowa, 2/17/05	9
	Liz Shimek vs. Texas A&M-Corpus Christi, 12/19/04	9
	Liz Shimek vs. Mercer, 11/29/02	9
	Danika Kelly vs. Northwestern, 3/4/94	9
	Sheronda Mayo vs. Purdue, 1/17/93	9

Assists

1.	Tamika Matlock vs. California, 12/21/96	15
2.	Tamika Matlock vs. UC Irvine, 12/20/96	14
3.	Eileen Shea vs. Indiana, 1/12/90	13
4.	Tamika Matlock vs. Illinois, 2/16/97	12
	Tamika Matlock vs. Minnesota, 2/7/97	12

	Eileen Shea vs. Minnesota, 3/9/89	12
	Deb Traxinger vs. Eastern Michigan, 1/13/82	12
8.	Kiana Johnson vs. IPFW, 12/1/13	11
	Donita Johnson vs. Indiana, 2/5/99	11
	Tamika Matlock vs. Penn State, 12/30/96	11
	Tamika Matlock vs. Indiana, 2/25/96	11
	Tamika Matlock vs. Michigan, 2/18/96	11
	Tamika Matlock vs. Yale, 11/24/95	11
	Chris Powers vs. Michigan, 2/9/94	11
	Carlotta Taylor vs. Illinois, 2/3/89	11
	Deb Traxinger vs. Oakland, 2/5/80	11

Steals

1.	Jamie Wesley vs. Minnesota, 2/2/96	12
2.	Lykendra Johnson at Florida State, 12/1/10	9
	Marline Ferguson vs. Northwestern, 2/14/92	9
	Marline Ferguson vs. UNC Greensboro, 12/17/91	9
	Nanette Gibson vs. Grand Valley, 12/23/80	9
6.	Lykendra Johnson at Penn State, 2/10/11	8
	Brittney Thomas vs. Texas, 12/5/10	8
	Syreeta Bromfield vs. Kent State, 12/3/02	8
	Paula Sanders vs. Brown, 11/25/94	8
	Marline Ferguson vs. Loyola, 11/30/91	8
	Kim Archer vs. Ohio State, 1/17/88	8
	Nancy Hannenbergh vs. Grand Valley, 1/9/79	8
	Dawn Hertz vs. Grand Valley, 1/9/79	8

Blocked Shots

1.	Allyssa DeHaan vs. Xavier, 12/14/08	9
	Allyssa DeHaan vs. Indiana State, 12/8/07	9
	Allyssa DeHaan vs. Indiana, 12/28/06	9
4.	Allyssa DeHaan vs. Oklahoma State, 11/28/09	8
	Allyssa DeHaan vs. Evansville, 11/11/07	8
	Allyssa DeHaan vs. Minnesota, 2/25/07	8
	Allyssa DeHaan vs. UCSB, 12/20/06	8
	Allyssa DeHaan vs. South Florida, 12/3/06	8
	Allyssa DeHaan vs. Texas-Arlington, 11/19/06	8
10.	Madison Williams at Wisconsin, 1/26/14	7
	Allyssa DeHaan vs. Penn State, 2/4/10	7
	Allyssa DeHaan vs. IUPUI, 11/9/07	7
	Allyssa DeHaan vs. Iowa, 1/21/07	7
	Annette Babers vs. Iowa State, 12/4/92	7

Field Goals

1.	Kisha Kelley vs. Northwestern, 2/4/94	15
	Kelly Belanger vs. Purdue, 1/11/85	15
	Lil Preston vs. Kent State, 12/19/81	15
4.	Aisha Jefferson vs. Notre Dame, 11/29/08	14
	Liz Shimek vs. Iowa, 3/3/06	14
	Maxann Reese vs. Iowa, 1/29/99	14
	Eileen Shea vs. Ohio State, 2/9/90	14
8.	Kelli Roehrig vs. Minnesota, 1/23/03	13
	Maxann Reese vs. Purdue, 2/13/00	13
	Kristen Rasmussen vs. Northwestern, 2/12/99	13
	Kisha Kelley vs. Brown, 11/25/94	13
	Kisha Kelley vs. Eastern Michigan, 12/10/94	13
	Julie Polakowski vs. Indiana, 3/6/86	13

Field Goals Attempted

1.	Syreeta Bromfield vs. Wisconsin, 1/10/02	33
2.	Kisha Kelley vs. Toledo, 11/30/94	30



Spartan Records



101



Single-Game Records



Spartan Records



3.	Eileen Shea vs. Ohio State, 2/9/90	29	Lykendra Johnson vs. IPFW, 11/13/10	1.000 (3-3)
4.	Aisha Jefferson vs. Notre Dame, 11/29/08	28	Brittney Thomas vs. FGCU, 12/13/09	1.000 (3-3)
5.	Aerial Powers at Minnesota, 2/8/15	27	Jasmine Thomas vs. FGCU, 12/13/09	1.000 (3-3)
6.	Aerial Powers vs. Maryland, 3/6/15	24	Kalisha Keane vs. George Washington, 11/27/09	1.000 (3-3)
	Aerial Powers at Penn State, 2/11/15	24	Rene Haynes vs. Minnesota, 2/10/05	1.000 (3-3)
	Aerial Powers at Maryland, 1/22/15	24	Liz Shimek vs. Purdue, 1/8/04	1.000 (3-3)
	Porsche Poole vs. Illinois, 1/26/12	24	Lindsay Bowen vs. Michigan, 2/16/03	1.000 (3-3)
	Syreeta Bromfield vs. Detroit, 11/28/01	24	Lindsay Bowen vs. Michigan, 1/30/03	1.000 (3-3)
	Maxann Reese vs. Penn State, 2/27/99	24	Abby Salscheider vs. Minnesota, 1/7/02	1.000 (3-3)
	Tanya Place vs. Ohio State, 2/18/94	24	Candice Jackson vs. UWGB, 12/15/01	1.000 (3-3)
	Julie Polakowski vs. Indiana, 3/6/86	24	Jamie Wesley vs. Notre Dame, 12/21/95	1.000 (3-3)
	Kris Emerson vs. Minnesota, 2/14/86	24	Jamie Wesley vs. Indiana, 2/26/95	1.000 (3-3)
			Tanya Place vs. Michigan, 2/9/94	1.000 (3-3)
			Marlene Ferguson vs. Loyola Mt., 11/30/92	1.000 (3-3)
			Marlene Ferguson vs. Ohio State, 2/22/91	1.000 (3-3)

Field Goal Percentage (Min. 10 Attempts)

1.	Cheri Euler vs. Vanderbilt, 1/15/97	1.000 (11-11)
2.	Porsche Poole vs. N. Carolina A&T, 11/12/11	.909 (10-11)
	Lauren Aitch vs. Niagara, 11/14/08	.909 (10-11)
	Kelli Roehrig vs. Minnesota, 1/23/03	.909 (10-11)
	Nicole Cushing vs. Penn State, 12/30/96	.909 (10-11)
	Kisha Kelley vs. Wisconsin, 2/12/95	.909 (10-11)
	Kris Emerson vs. Central Mich., 12/7/85	.909 (10-11)
8.	Zareth Gray vs. Wisconsin, 2/12/95	.900 (9-10)
9.	Liz Shimek vs. Iowa, 3/3/06	.875 (14-16)
10.	Liz Shimek vs. Pepperdine, 12/4/05	.866 (13-15)

3-Point Field Goals

1.	Maxann Reese vs. Iowa, 1/29/99	10
2.	Maxann Reese vs. Northwestern, 1/26/97	8
3.	Aerial Powers vs. Nebraska, 1/8/15	7
	Maxann Reese vs. Wisconsin, 1/30/98	7
5.	Tori Jankoska at Illinois, 2/25/15	6
	Tori Jankoska vs. Colgate, 12/29/13	6
	Taylor Alton at Penn State, 1/7/12	6
	Victoria Lucas-Perry vs. Indiana St., 11/24/06	6
	Lindsay Bowen vs. TCU, 11/28/04	6
	Syreeta Bromfield vs. Miami (Ohio), 11/23/02	6
	Candice Jackson vs. Chicago St., 11/26/00	6
	T0anya Place vs. Wisconsin, 2/14/93	6

3-Point Field Goal Attempts

1.	Maxann Reese vs. Iowa, 1/29/99	16
2.	Taylor Alton vs. IPFW, 11/15/11	15
	Maxann Reese vs. Alabama, 11/20/99	15
4.	Aerial Powers vs. Illinois, 1/15/15	14
	Maxann Reese vs. Boston College, 11/22/98	14
6.	Maxann Reese vs. Northwestern, 1/26/97	13
7.	Aerial Powers vs. Nebraska, 1/8/15	12
	Taylor Alton at Penn State, 2/10/11	12
	Jamie Wesley vs. Duke, 12/3/95	12
	Tanya Place vs. Toledo, 11/30/94	12
	Tanya Place vs. Wisconsin, 2/14/93	12
	Eileen Shea vs. Oklahoma State, 3/16/91	12

3-Point Field Goal Percentage (Min. 3 Att.)

1.	Kristin Haynie vs. Stanford, 3/29/05	1.000 (4-4)
	Chris Powers vs. Michigan, 3/6/92	1.000 (4-4)
	Annalise Pickrel vs. Hampton, 3/23/14	1.000 (3-3)
	Tori Jankoska at Iowa, 1/16/14	1.000 (3-3)
	Klarissa Bell at Minnesota, 1/4/14	1.000 (3-3)
	Annalise Pickrel vs. IPFW, 12/1/13	1.000 (3-3)
	Annalise Pickrel vs. Canisius, 11/14/13	1.000 (3-3)
	Jasmine Thomas vs. Detroit, 12/6/11	1.000 (3-3)

Free Throws

1.	Aerial Powers vs. Illinois, 1/15/15	14
	Brittney Thomas vs. Purdue, 2/6/11	14
3.	Marybeth Williams vs. Iowa, 3/6/89	13
4.	Aerial Powers vs. Maryland, 3/6/15	12
	Lindsay Bowen vs. Rutgers, 1/7/06	12
	Syreeta Bromfield vs. Penn State, 2/14/02	12
	Syreeta Bromfield vs. Marquette, 12/2/01	12
	Sue Tucker vs. Akron, 12/15/85	12
	Lil Preston vs. Northwestern, 1/9/83	12
	Brenda Jezowski vs. Purdue, 2/12/82	12

Free Throw Attempts

1.	Jill Prudden vs. Central Michigan, 2/23/76	17
2.	Aerial Powers vs. Illinois, 1/15/15	15
	Porsche Poole vs. Penn State, 1/29/12	15
	Lykendra Johnson vs. Eastern Michigan, 12/3/11	15
	Brittney Thomas vs. Purdue, 2/6/11	15
	Becky Cummings vs. Akron, 3/11/99	15
	Marybeth Williams vs. Iowa, 3/6/89	15
	Nanette Gibson vs. Indiana, 2/13/81	15
8.	Aerial Powers vs. Maryland, 3/6/15	14
	Aerial Powers at Maryland, 1/15/15	14
	Tori Jankoska vs. Eastern Michigan, 11/16/14	14
	Kalisha Keane at Florida State, 12/1/10	14
	Lindsay Bowen vs. Rutgers, 1/7/06	14
	Syreeta Bromfield vs. Penn State, 2/14/02	14
	Syreeta Bromfield vs. Marquette, 12/2/01	14
	Marlene Ferguson vs. Purdue, 1/12/92	14
	Cherie Swarthout vs. Wisconsin, 1/11/91	14

Free Throw Percentage (Min. 10 Attempts)

1.	Brenda Jezowski vs. Purdue, 2/12/82	1.000 (12-12)
	Allyssa DeHaan vs. Wisconsin, 1/2/08	1.000 (11-11)
	Becky Cummings vs. Michigan, 12/30/99	1.000 (11-11)
	Kristen Rasmussen vs. Detroit, 12/1/98	1.000 (10-10)
	Jamie Wesley vs. Wisconsin, 2/11/96	1.000 (10-10)
	Prudence Evans vs. Illinois, 3/7/93	1.000 (10-10)
	Sue Tucker vs. Louisiana Tech, 1/28/86	1.000 (10-10)
	Kris Emerson vs. Purdue, 2/17/84	1.000 (10-10)
	Mary Kay Ithry vs. Purdue, 1/19/80	1.000 (10-10)

Triple-Doubles

Kristin Haynie, vs. Vanderbilt, 3/27/05	13 pts., 10 reb., 10 asst.
Kim Archer, vs. Northwestern, 3/8/84	16 pts., 10 reb., 10 asst.



Year-by-Year Leaders

Scoring

1974-75	Linda Stoick	367/20.4
1975-76	Jill Prudden	332/15.1
1976-77	Jill Prudden	343/11.8
1977-78	Mary Kay Itnyre	478/17.1
1978-79	Mary Kay Itnyre	369/14.2
1979-80	Mary Kay Itnyre	342/13.2
1980-81	Nanette Gibson	279/16.4
1981-82	Lil Preston	411/15.8
1982-83	Lil Preston	399/14.8
1983-84	Kris Emerson	363/13.0
1984-85	Kris Emerson	330/12.7
1985-86	Kris Emerson	457/16.9
1986-87	Kris Emerson	440/15.7
1987-88	Kim Archer	348/12.4
1988-89	Eileen Shea	368/13.1
1989-90	Eileen Shea	431/15.4
1990-91	Eileen Shea	438/15.1
1991-92	Marline Ferguson	312/13.0
1992-93	Kisha Kelley	410/15.2
1993-94	Kisha Kelley	513/19.0
1994-95	Kisha Kelley	529/18.9
1995-96	Nicole Cushing	372/12.8
1996-97	Paula Sanders	378/12.6
1997-98	Bella Engen	344/13.2
1998-99	Maxann Reese	546/17.6
1999-00	Maxann Reese	496/16.0
2000-01	Julie Pagel	313/11.2
2001-02	Syreeta Bromfield	498/15.6
2002-03	Syreeta Bromfield	427/14.7
2003-04	Lindsay Bowen	419/13.5
2004-05	Liz Shimek	546/14.8
2005-06	Liz Shimek	597/17.6
2006-07	Victoria Lucas-Perry	447/13.5
2007-08	Allyssa DeHaan	531/14.4
2008-09	Aisha Jefferson	367/11.1
2009-10	Allyssa DeHaan	351/10.6
2010-11	Kalisha Keane	531/16.1
2011-12	Porsche Poole	428/13.4
2012-13	Klarissa Bell	356/10.5
2013-14	Aerial Powers	442/13.4
2014-15	Aerial Powers	678/21.9

1993-94	Kisha Kelley	194
1994-95	Kisha Kelley	209
1995-96	Nicole Cushing	148
1996-97	Paula Sanders	139
1997-98	Bella Engen	135
1998-99	Maxann Reese	211
1999-00	Maxann Reese	190
2000-01	Julie Pagel	116
2001-02	Syreeta Bromfield	182
2002-03	Syreeta Bromfield	156
2003-04	Lindsay Bowen	135
2004-05	Liz Shimek	217
2005-06	Liz Shimek	249
2006-07	Allyssa DeHaan	166
2007-08	Allyssa DeHaan	202
2008-09	Allyssa DeHaan	144
2009-10	Allyssa DeHaan	128
2010-11	Kalisha Keane	193
2011-12	Porsche Poole	156
2012-13	Jasmine Thomas	143
2013-14	Aerial Powers	158
2014-15	Aerial Powers	227

Field Goal Attempts

1976-77	Jill Prudden	378
1977-78	Mary Kay Itnyre	354
1978-79	Mary Kay Itnyre	315
1979-80	Deborah Traxinger	309
1980-81	Nanette Gibson	248
1981-82	Lil Preston	355
1982-83	Lil Preston	338
1983-84	Kris Emerson	290
1984-85	Julie Polakowski	263
1985-86	Kris Emerson	356
1986-87	Kris Emerson	372
1987-88	Kim Archer	308
1988-89	Eileen Shea	295
1989-90	Eileen Shea	362
1990-91	Eileen Shea	353
1991-92	Marline Ferguson	317
1992-93	Kisha Kelley	366
1993-94	Kisha Kelley	392
1994-95	Kisha Kelley	420
1995-96	Jamie Wesley	307
1996-97	Jamie Wesley	317
1997-98	Jamie Wesley	303
1998-99	Maxann Reese	497
1999-00	Maxann Reese	454
2000-01	Vnemina Reese	283
2001-02	Syreeta Bromfield	464
2002-03	Syreeta Bromfield	394
2003-04	Lindsay Bowen	347
2004-05	Liz Shimek	433
2005-06	Liz Shimek	460
2006-07	Victoria Lucas-Perry	411
2007-08	Allyssa DeHaan	418
2008-09	Aisha Jefferson	333
2009-10	Allyssa DeHaan	308
2010-11	Kalisha Keane	441
2011-12	Porsche Poole	343
2012-13	Jasmine Thomas	350
2013-14	Aerial Powers	331
2014-15	Aerial Powers	572

Field Goal Percentage (Min. 100 Attempts)

1976-77	Kathy DeBoer	120-299/401
1977-78	Mary Kay Itnyre	181-354/511
1978-79	Mary Kay Itnyre	144-315/454
1979-80	Mary Vielbig	87-179/486
1980-81	Nanette Gibson	120-248/484
1981-82	Brenda Jezowski	56-145/475
1982-83	Mary Kay McNall	127-243/523
1983-84	Mary Kay McNall	135-254/532
1984-85	Kelly Belanger	128-237/540
1985-86	Julie Polakowski	164-322/509
1986-87	Sue Forsyth	141-264/534
1987-88	Dawn DeYoung	84-169/497
1988-89	Cherie Swarouth	98-185/530
1989-90	Sheronda Mayo	94-170/553
1990-91	Sheronda Mayo	133-226/589
1991-92	Sheronda Mayo	106-182/582
1992-93	Kisha Kelley	157-366/429
1993-94	Kisha Kelley	194-392/495
1994-95	Bella Engen	110-205/537
1995-96	Nicole Cushing	148-247/599
1996-97	Bella Engen	67-107/626
1997-98	Bella Engen	135-239/565
1998-99	Becky Cummings	131-221/593
1999-00	Becky Cummings	169-272/621
2000-01	Becky Cummings	65-118/551
2001-02	Kelli Roehrig	115-204/564
2002-03	Kelli Roehrig	138-237/582
2003-04	Kelli Roehrig	116-213/545
2004-05	Kelli Roehrig	209-405/516
2005-06	Liz Shimek	249-460/541
2006-07	Allyssa DeHaan	166-313/530
2007-08	Lauren Aitch	110-226/487
2008-09	Lauren Aitch	92-197/467
2009-10	Lykendra Johnson	97-197/492
2010-11	Lykendra Johnson	146-302/483
2011-12	Jasmine Hines	58-107/542
2012-13	Jasmine Hines	96-220/436
2013-14	Becca Mills	134-270/496
2014-15	Becca Mills	126-275/458

3-Point Field Goals

1987-88	Eileen Shea	4
1988-89	Eileen Shea	19
1989-90	Eileen Shea	50
1990-91	Eileen Shea	50
1991-92	Chris Powers	29
1992-93	Tanya Place	59
1993-94	Tanya Place	46
1994-95	Chris Powers	42
1995-96	Jamie Wesley	30
1996-97	Maxann Reese	41
1997-98	Maxann Reese	52
1998-99	Maxann Reese	74
1999-00	Maxann Reese	51
2000-01	Vnemina Reese	30
2001-02	Syreeta Bromfield	38
2002-03	Lindsay Bowen	77
2003-04	Lindsay Bowen	66
2004-05	Lindsay Bowen	83
2005-06	Lindsay Bowen	68
2006-07	Victoria Lucas-Perry	62

Field Goals

1976-77	Jill Prudden	151
1977-78	Mary Kay Itnyre	181
1978-79	Mary Kay Itnyre	144
1979-80	Mary Kay Itnyre	139
1980-81	Nanette Gibson	120
1981-82	Lil Preston	163
1982-83	Lil Preston	150
1983-84	Julie Polakowski	140
1984-85	Kelly Belanger Julie Polakowski	128
1985-86	Kris Emerson	180
1986-87	Kris Emerson	176
1987-88	Kim Archer	141
1988-89	Eileen Shea	139
1989-90	Eileen Shea	155
1990-91	Eileen Shea Dana Walker	154
1991-92	Marline Ferguson	126
1992-93	Kisha Kelley	157



Spartan Records





Year-by-Year Leaders

Spartan Records

2007-08	Courtney Davidson	43
2008-09	Mia Johnson	31
2009-10	Kalisha Keane	48
2010-11	Kalisha Keane	71
2011-12	Taylor Alton	64
2012-13	Annalise Pickrel	65
2013-14	Tori Jankoska	64
2014-15	Tori Jankoska	68

3-Point Field Goal Attempts

1987-88	Eileen Shea	12
1988-89	Eileen Shea	47
1989-90	Eileen Shea	125
1990-91	Eileen Shea	140
1991-92	Chris Powers	76
1992-93	Tanya Place	167
1993-94	Tanya Place	127
1994-95	Tanya Place	107
1995-96	Jamie Wesley	99
1996-97	Maxann Reese	117
1997-98	Maxann Reese	140
1998-99	Maxann Reese	212
1999-00	Maxann Reese	156
2000-01	Donita Johnson	93
2001-02	Syreeta Bromfield	129
2002-03	Lindsay Bowen	166
2003-04	Lindsay Bowen	175
2004-05	Lindsay Bowen	193
2005-06	Lindsay Bowen	200
2006-07	Victoria Lucas-Perry	173
2007-08	Courtney Davidson	148
2008-09	Mia Johnson	111
2009-10	Kalisha Keane	139
2010-11	Kalisha Keane	197
2011-12	Taylor Alton	175
2012-13	Annalise Pickrel	177
2013-14	Tori Jankoska	178
2014-15	Tori Jankoska	185

3-Point FG Percentage (Min. 10 Attempts)

1987-88	Eileen Shea	4-12/.333
1988-89	Eileen Shea	19-47/.404
1989-90	Taraisha Wills	7-17/.412
1990-91	Eileen Shea	50-140/.357
1991-92	Chris Powers	29-76/.382
1992-93	Tanya Place	59-167/.353
1993-94	Chris Powers	36-92/.391
1994-95	Chris Powers	42-102/.412
1995-96	Tamika Matlock	4-12/.333
1996-97	Cheri Euler	11-31/.355
1997-98	Jamie Wesley	26-69/.377
1998-99	Maxann Reese	74-212/.349
1999-00	Christie Pung	11-22/.500
2000-01	Vnemina Reese	30-82/.366
2001-02	Maria Recker	13-36/.361
2002-03	Lindsay Bowen	77-166/.464
2003-04	Julie Pagel	9-19/.474
2004-05	Lindsay Bowen	83-193/.430
2005-06	Victoria Lucas-Perry	46-119/.387
2006-07	Mia Johnson	36-99/.364
2007-08	Alisa Wulff	25-64/.391
2008-09	Mandy Piechowski	16-42/.381



Annalise Pickrel

2009-10	Brittney Thomas	21-60/.350
2010-11	Taylor Alton	48-130/.369
2011-12	Taylor Alton	64-175/.366
2012-13	Annalise Pickrel	65-177/.367
2013-14	Annalise Pickrel	54-145/.372
2014-15	Tori Jankoska	68-185/.368

Free Throws

1976-77	Diane Spoelstra	59
1977-78	Mary Kay Itnyre	116
1978-79	Mary Kay Itnyre	81
1979-80	Mary Kay Itnyre	64
1980-81	Brenda Jezowski	62
1981-82	Lil Preston	85
1982-83	Lil Preston	99
1983-84	Kris Emerson	89
1984-85	Kris Emerson	120
1985-86	Kris Emerson	97
1986-87	Kris Emerson	88
1987-88	Marybeth Williams	83
1988-89	Eileen Shea	71
1989-90	Eileen Shea	71
1990-91	Eileen Shea	80
1991-92	Sheronda Mayo	74
1992-93	Kisha Kelley	96
1993-94	Kisha Kelley	125
1994-95	Kisha Kelley	109
1995-96	Nicole Cushing	76
1996-97	Paula Sanders	100
1997-98	Bella Engen	74
	Kristen Rasmussen	
1998-99	Becky Cummings	95
1999-00	Becky Cummings	130
2000-01	Julie Pagel	78
2001-02	Julie Pagel	98
2002-03	Kelli Roehrig	65
2003-04	Lindsay Bowen	83
2004-05	Liz Shimek	97
2005-06	Liz Shimek	88
2006-07	Mia Johnson	87
2007-08	Allyssa DeHaan	124
2008-09	Aisha Jefferson	76
	Lykendra Johnson	
2009-10	Allyssa DeHaan	86
2010-11	Lykendra Johnson	78
2011-12	Porsche Poole	83
2012-13	Jasmine Hines	59

2013-14	Aerial Powers	107
2014-15	Aerial Powers	170

Free Throw Attempts

1976-77	Sue Conlin	91
1977-78	Mary Kay Itnyre	136
1978-79	Nanette Gibson	103
	Mary Kay Itnyre	
1979-80	Nanette Gibson	97
1980-81	Brenda Jezowski	80
1981-82	Lil Preston	112
1982-83	Lil Preston	136
1983-84	Kris Emerson	108
1984-85	Kris Emerson	158
1985-86	Kris Emerson	138
1986-87	Kris Emerson	112
1987-88	Marybeth Williams	116
1988-89	Eileen Shea	85
1989-90	Cherie Swarthout	100
1990-91	Cherie Swarthout	106
1991-92	Sheronda Mayo	112
1992-93	Kisha Kelley	124
1993-94	Kisha Kelley	168
1994-95	Kisha Kelley	141
1995-96	Paula Sanders	135
1996-97	Paula Sanders	145
1997-98	Bella Engen	92
1998-99	Becky Cummings	149
1999-00	Becky Cummings	191
2000-01	Julie Pagel	127
2001-02	Syreeta Bromfield	136
2002-03	Syreeta Bromfield	91
2003-04	Lindsay Bowen	96
2004-05	Liz Shimek	132
2005-06	Liz Shimek	106
2006-07	Mia Johnson	112
2007-08	Allyssa DeHaan	148
2008-09	Aisha Jefferson	108
2009-10	Allyssa DeHaan	104
2010-11	Lykendra Johnson	122
2011-12	Lykendra Johnson	129
2012-13	Jasmine Hines	100
2013-14	Aerial Powers	151
2014-15	Aerial Powers	217

Free Throw Percentage (Min. 30 Attempts)

1976-77	Kathy DeBoer	53-68/.779
1977-78	Mary Kay Itnyre	116-136/.853
1978-79	Mary Kay Itnyre	81-103/.786
1979-80	Mary Kay Itnyre	64-78/.821
1980-81	Brenda Jezowski	62-80/.775
1981-82	Lil Preston	85-112/.759
1982-83	Brenda Jezowski	64-72/.889
1983-84	Julie Polakowski	37-43/.860
1984-85	Kris Emerson	120-158/.759
1985-86	Kelly Belanger	26-31/.839
1986-87	Sue Tucker	63-76/.829
1987-88	Cynthia Lyons	26-35/.743
1988-89	Eileen Shea	71-85/.835
1989-90	Eileen Shea	71-88/.807
1990-91	Eileen Shea	80-102/.784
1991-92	Sheronda Mayo	74-112/.661



Team Records

SEASON

Wins	33	2004-05	37 games
Points	2,628	2004-05	37 games
Scoring Average	76.8	1996-97	30 games
Field Goals	994	2004-05	37 games
Field Goals Attempted	2,245	2004-05	37 games
Field Goal Percentage	.496 (840-1,693)	1983-84	28 games
3-Pt. Field Goals	221	2010-11	33 games
3-Pt. Field Goals Attempted	679	2010-11	33 games
3-Pt. Field Goal Percentage	.397 (154-388)	2002-03	29 games
Free Throws	495	2007-08	37 games
Free Throws Attempted	680	2009-10	33 games
Free Throw Percentage	.783 (390-498)	2002-03	29 games
Rebounds	1,499	2004-05	37 games
Rebound Average	52.1	1977-78	28 games
Assists	602	1996-97	30 games
Steals	375	2004-05	37 games
Blocks	211	2006-07	33 games

GAME

Points	116 vs. Niagara	116-50	at East Lansing	11/14/08
Field Goals	50 vs. Georgetown	108-71	at East Lansing	11/24/90
Field Goals Attempted	95 vs. Cincinnati	96-61	at West Lafayette, Ind.	3/10/77
Field Goal Pct.	672 (45-67) vs. Bowling Green	91-68	at Bowling Green, Ohio	12/23/86
3-Point Field Goals	13 vs. Minnesota	79-86	at Minneapolis, Minn.	2/8/15
	13 vs. Iona	85-51	at East Lansing	12/12/10
	13 vs. Florida Gulf Coast	94-71	at East Lansing	12/13/09
3-Point FG Attempts	34 vs. Dartmouth	88-33	at East Lansing	12/18/10
3-Point FG Pct.	.857 (6-7) vs. Ohio State	92-79	at Columbus, Ohio	2/22/91
Free Throws	32 vs. Detroit	78-70	at East Lansing	12/1/98
Free Throws Attempted	43 vs. Detroit	78-70	at East Lansing	12/1/98
Fewest FT Attempts	0 vs. Purdue	56-63	at West Lafayette, Ind.	1/17/81
	0 vs. Cincinnati	96-61	at West Lafayette, Ind.	3/10/77
Free Throw Percentage	1,000 (14-14) vs. Penn State	60-64	at East Lansing	2/9/03
	1,000 (11-11) vs. Ohio State	65-64	at East Lansing	2/13/03
	1,000 (11-11) vs. Ohio State	65-59	at Columbus, Ohio	2/6/82
	1,000 (10-10) vs. California	93-62	at Berkeley, Calif.	12/21/96
Assists	31 vs. Central Michigan	81-52	at East Lansing	12/20/00
Rebounds	73 vs. Wayne State	91-36	at East Lansing	1/3/78
	73 vs. Oakland	107-89	at East Lansing	2/16/78
Steals	24 vs. Minnesota	81-61	at Minneapolis, Minn.	2/2/96
	24 vs. Grand Valley	80-64	at Hudsonville, Mich.	12/23/80
Blocks	13 vs. Indiana	74-49	at East Lansing	12/28/06
Most Fouls	32 vs. Central Michigan	76-86	at East Lansing	12/7/85
Fewest Fouls	5 vs. Kentucky	67-63	at Indianapolis	3/20/06
Most Turnovers	41 vs. Purdue	53-50	at West Lafayette, Ind.	1/6/79
Fewest Turnovers	5 vs. Stanford	76-69	at Kansas City, Mo.	3/29/05
	5 vs. Northwestern	56-55	at Evanston, Ill.	1/22/89
Victory Margin	66 vs. Niagara	116-50	at East Lansing	11/14/08
Defeat Margin	48 vs. Penn State	49-97	at University Park, Pa.	1/28/01
Combined Score	212 vs. Northwestern	103-109 (2 OT)	at East Lansing	3/5/93

RECORDS VS. BIG TEN OPPONENTS (where different from above)

Points	103 vs. Northwestern	103-109 (2 OT)	at East Lansing	3/5/93
Field Goals	42 vs. Northwestern	101-40	at East Lansing	2/3/05
Field Goal Attempts	88 vs. Michigan	76-78	at East Lansing	1/5/82
Field Goal Percentage	.631 (41-65) vs. Indiana	93-79	at Bloomington, Ind.	2/23/97
Free Throws	30 vs. Minnesota	73-81	at East Lansing	1/11/98
Free Throw Attempts	42 vs. Wisconsin	73-43	at East Lansing	1/19/90
Rebounds	59 vs. Michigan	83-60	at East Lansing	2/6/83
Assists	32 vs. Minnesota	102-51	at East Lansing	2/7/97
Most Fouls	28 vs. Ohio State	58-76	at Columbus, Ohio	1/14/90

Spartan Records





Opponent Records

TEAM

Points	109	Northwestern	103-109 (2 OT)	East Lansing	3/5/93
Field Goals	44	Ohio State	76-102	East Lansing	2/15/91
Field Goal Attempts	95	Oakland	107-89	East Lansing	2/16/78
Field Goal Percentage	.686 (35-51)	Northwestern	94-90	East Lansing	1/19/96
3-Point Field Goals	15	Oakland	88-77	Rochester, Mich.	12/5/02
3-Point Field Goal Attempts	35	Ohio State	76-62	Columbus, Ohio	2/2/15
	35	Michigan	41-37	Ann Arbor	1/15/09
	35	Houston	76-53	East Lansing	12/17/05
3-Point Field Goal Percentage	.750 (6-8)	Ohio State	76-74	East Lansing	1/27/91
Free Throws	31	Toledo	74-86	Toledo, Ohio	12/9/95
Free Throw Attempts	43	Northwestern	103-109 (2 OT)	East Lansing	3/5/93
	43	Western Michigan	72-68	Grand Rapids, Mich.	11/28/81
Fewest Free Throws Attempted	1	Indiana	86-69	Bloomington, Ind.	2/5/99
Free Throw Percentage (min. 10 att.)	1.000 (14-14)	Indiana	64-70	East Lansing	2/8/87
	1.000 (11-11)	Minnesota	71-75 (OT)	Minneapolis, Minn.	2/27/00
	1.000 (11-11)	Wisconsin	68-58	East Lansing	2/28/88
	1.000 (10-10)	Niagara	116-50	East Lansing	11/14/08
Rebounds	62	Queens	82-66	University Park, Pa.	12/15/78
Steals	24	Iowa	49-89	Iowa City, Iowa	1/8/89
Most Fouls	31	Detroit	78-70	East Lansing	12/1/98
	31	South Alabama	83-54	East Lansing	12/3/93
	31	Indiana	73-71 (OT)	East Lansing	2/15/80
Fewest Fouls	6	Oakland	75-43	Rochester, Mich.	12/5/12
Most Turnovers	46	Grand Valley State	68-61	Grand Rapids, Mich.	1/9/79
Fewest Turnovers	5	Mercer	81-62	Memphis, Tenn.	11/29/02

INDIVIDUAL

Points	44	Andrea Riley	Oklahoma State	93-90 (2OT)	Grand Bahama Isl.	11/28/09
Field Goals	17	Karna Abram	Indiana	64-70	East Lansing	2/8/87
	17	Cassandra Pack	Detroit	84-85	East Lansing	12/22/84
Field Goal Attempts	42	Andrea Riley	Oklahoma State	93-90 (2OT)	Grand Bahama Isl.	11/28/09
Field Goal Pct. (min. 10 att.)	.909 (10-11)	Drey Mingo	Purdue	47-62	Hoffman Estates, Ill.	3/10/13
3-Point Field Goals	8	Michelle Greco	UCLA	67-63	East Lansing	11/17/01
3-Point Field Goal Attempts	18	Tye Jackson	Houston	76-53	East Lansing	12/17/05
3-Point Field Goal Pct. (min. 3 att.)	1.000 (5-5)	Laura Sobieszky	DePaul	87-76	East Lansing	3/16/02
	1.000 (4-4)	Jaime Printy	Iowa	63-60	East Lansing	1/13/11
	1.000 (4-4)	Robin Threatt	Wisconsin	61-55	Madison, Wis.	2/18/90
	1.000 (3-3)	19 times				
Free Throws	17	Jerilynn Harper	Tennessee Tech	83-90	Cookeville, Tenn.	11/29/80
Free Throw Attempts	22	Jerilynn Harper	Tennessee Tech	83-90	Cookeville, Tenn.	11/29/80
Free Throw Pct. (min. 10 att.)	1.000 (11-11)	Cara Consuegra	Iowa	82-77	Iowa City, Iowa	1/21/00
	1.000 (10-10)	Jantel Lavender	Ohio State	62-65	East Lansing	1/9/10
	1.000 (10-10)	Ukari Figgs	Purdue	62-67	East Lansing	2/13/98
	1.000 (10-10)	Michele Savage	Northwestern	92-73	East Lansing	1/13/91
	1.000 (10-10)	Lavetta Willis	Notre Dame	73-72	East Lansing	2/3/84
Rebounds	21	Courtney Paris	Oklahoma	80-60	Norman, Okla.	12/21/05
	21	Natalie Williams	UCLA	57-82	Los Angeles, Calif.	12/29/92
Assists	15	Nancy Kennelly	Northwestern	103-109 (2 OT)	East Lansing	3/5/93
Steals	9	Michelle Duhart	Purdue	41-53	West Lafayette, Ind.	2/24/00
	9	Mitzi Hallinan	Toledo	47-63	Toledo, Ohio	12/15/82
Blocks	12	Jessica Davenport	Ohio State	66-64	East Lansing	2/20/05





Breslin Center Records

INDIVIDUAL

Points

37, MaChelle Joseph (Purdue) vs. Michigan State, 2/15/91

Field Goals

16, MaChelle Joseph (Purdue) vs. Michigan State, 2/15/91

Field Goal Attempts

33, Syreeta Bromfield (Michigan State) vs. Wisconsin, 1/10/02

Field Goal Percentage (Min. 10 Attempts)

1.000 (11-11), Cheri Euler (Michigan State) vs. Vanderbilt, 1/15/97

3-Point Field Goals

8, Michelle Greco (UCLA) vs. Michigan State, 11/17/01

3-Point Field Goal Attempts

18, Tye Jackson (Houston) vs. Michigan State, 12/17/05

3-Point Field Goal Percentage (Min. 5 Attempts)

1.000 (5-5), Laura Sobiesczyk (DePaul) vs. Michigan State, 3/14/02

Free Throws

14, Aerial Powers (Michigan State) vs. Illinois, 1/15/15

14, Brittney Thomas (Michigan State) vs. Purdue, 2/6/11

Free Throw Attempts

15, Aerial Powers (Michigan State) vs. Illinois, 1/15/15

15, Brittney Thomas (Michigan State) vs. Purdue, 2/6/11

Free Throw Percentage (Min. 10 Attempts)

1.000 (12-12), Tamika Louis (Fresno St.) vs. St. John's, 11/22/97

1.000 (10-10), Jantel Lavender (Ohio St.) vs. MSU, 1/9/10

1.000 (10-10), Kristen Rasmussen (Michigan State) vs. Detroit, 12/1/98

1.000 (10-10), Ukari Figgs (Purdue) vs. Michigan State, 2/13/98

1.000 (10-10), Jamie Wesley (Michigan State) vs. Wisconsin, 2/11/96

1.000 (10-10), Prudence Evans (Michigan State) vs. Illinois, 3/7/93

1.000 (10-10), Michele Savage (Northwestern) vs. MSU, 1/13/91

Rebounds

20, Lykendra Johnson (Michigan State) vs. IPFW, 11/15/11

Assists

15, Nancy Kennelly (Northwestern) vs. Michigan State, 3/5/93

Steals

9, Marline Ferguson (Michigan State) vs. Northwestern, 2/14/92

Blocks

12, Jessica Davenport (Ohio State) vs. Michigan State, 2/20/05

TEAM

Points

116 by Michigan State vs. Niagara, 11/14/08

Fewest Points Half by Michigan State

18 (2nd half) vs. Wisconsin, 1/14/10

18 (2nd half) vs. Purdue, 3/10/94

Fewest Points Half by Opponent

9 (2nd half) by Albany, 11/21/12

Most Points Half by Michigan State

59 (2nd half) vs. Niagara, 11/14/08

Most Points Half by Opponent

58 by Valparaiso (2nd half) vs. South Alabama, 12/4/93

Fewest Points Overall

24 by Michigan (2/3/73)

Field Goals

50 by Michigan State vs. Georgetown, 11/24/90

Field Goal Attempts

90 by South Alabama vs. Valparaiso, 12/4/93

Field Goal Percentage

.686 (35-51) by Northwestern vs. Michigan State, 1/19/96

3-Point Field Goals

14 by DePaul vs. Michigan State, 3/14/02

3-Point Field Goal Attempts

35 by Houston vs. Michigan State, 12/17/05

3-Point Field Goal Percentage (Min. 4 Attempts)

.750 (6-8) by Ohio State vs. Michigan State, 1/27/91

.750 (3-4) by Oregon State vs. Boston College, 12/4/92

.750 (3-4) by Michigan State vs. Iowa, 1/5/90

.750 (3-4) by Kentucky vs. Miami, 12/9/89

Free Throws

32 by Michigan State vs. Detroit, 12/1/98

Free Throw Attempts

43 by Michigan State vs. Detroit, 12/1/98

43 by Northwestern vs. Michigan State, 3/5/93

Free Throw Percentage (Min. 10 Attempts)

1.000 (14-14) by Michigan State vs. Penn State, 2/9/03

1.000 (11-11) by Michigan State vs. Ohio State, 2/13/03

1.000 (10-10) by Michigan State vs. Central Michigan, 12/30/05

Rebounds

62 by Valparaiso vs. South Alabama, 12/4/93

Assists

32 by Michigan State vs. Minnesota, 2/7/97

Steals

20 by Michigan State vs. Central Michigan, 11/15/98

20 by Michigan State vs. Wisconsin, 1/31/97

20 by Michigan State vs. Wisconsin, 2/16/92

20 by Michigan State vs. Louisville, 11/25/90

Turnovers

42 by Notre Dame vs. Michigan State, 12/21/95

Blocks

13 by Michigan State vs. Indiana, 12/28/06

Spartan Records





Attendance Records

SINGLE-GAME ATTENDANCE RECORDS

Attendance	Opponent	Date	Location
1. 14,797	Michigan	Feb. 13, 2011	Breslin
2. 14,759	South Florida	Dec. 3, 2006	Breslin
3. 14,181	Ohio State	Jan. 15, 2012	Breslin
4. 14,066	Ohio State	Feb. 20, 2005	Breslin
5. 14,024	Wisconsin	March 3, 2013	Breslin
6. 13,424	Purdue	Feb. 19, 2012	Breslin
7. 13,375	Texas	Dec. 5, 2010	Breslin
8. 13,172	Purdue	Feb. 2, 2014	Breslin
8. 12,412	Ohio State	Jan. 9, 2010	Breslin
9. 12,088	Michigan	Jan. 1, 2006	Breslin
10. 12,058	Kent State	Dec. 3, 2002	Breslin
11. 11,721	Vermont	Dec. 21, 2004	Breslin
12. 11,245	Penn State	Jan. 5, 2008	Breslin
13. 10,626	Ohio State	Feb. 15, 2014	Breslin
14. 10,489	Wisconsin	Jan. 25, 2009	Breslin
15. 10,403	Ohio State	Feb. 8, 2009	Breslin
16. 10,095	Purdue	Jan. 27, 2013	Breslin
17. 10,024	Indiana	Jan. 20, 2008	Breslin
18. 10,021	Ohio State	Jan. 22, 2006	Breslin
19. 9,958	Iowa	Jan. 13, 2011	Breslin
21. 9,837	Indiana	March 2, 2014	Breslin
22. 9,718	Michigan	Jan. 4, 2012	Breslin
23. 9,674	Minnesota	Jan. 23, 2011	Breslin
24. 9,634	Penn State	Jan. 29, 2012	Breslin
25. 9,232	Penn State	Jan. 19, 2014	Breslin
26. 9,181	Wisconsin	Feb. 12, 2006	Breslin
27. 9,051	Rutgers	Jan. 7, 2006	Breslin
28. 8,904	Michigan	Feb. 23, 2005	Breslin
29. 8,812	Michigan	Feb. 4, 2013	Breslin
30. 8,705	Ohio State	Dec. 30, 2007	Breslin

Year	Total Att.	Games	Average	High
1972-73	N/A			
1973-74	N/A			
1974-75	N/A			
1976-77	N/A			
1977-78	4,610	10	461	1,200
1978-79	3,547	9	394	550
1979-80	5,438	13	418	650
1980-81	4,250	9	472	650
1981-82	4,700	9	522	750
1982-83	8,040	15	536	1,610
1983-84	8,417	11	765	1,402
1984-85 ^	8,004	13	616	1,804
1985-86	9,889	14	706	2,161
1986-87	18,362	12	1,530	5,846
1987-88	18,029	14	1,288	4,797
1988-89	18,094	13	1,392	6,045
1989-90 *	21,459	13	1,651	4,042
1990-91	21,273	13	1,636	4,744
1991-92	26,320	14	1,880	4,856
1992-93	18,910	13	1,455	3,172
1993-94	17,782	13	1,368	2,839
1994-95	22,569	11	2,052	7,147
1995-96	22,791	13	1,753	3,256
1996-97	41,536	13	3,195	7,633
1997-98	26,568	11	2,415	4,212
1998-99	25,755	14	1,840	5,317
1999-00	21,080	14	1,506	7,733
2000-01	27,818	13	2,140	7,232
2001-02	39,338	15	2,623	4,891
2002-03	72,958	14	5,211	12,058
2003-04	74,371	14	5,312	7,923
2004-05	79,855	13	6,143 (14)	14,066
2005-06	101,802	15	6,787 (10)	12,088
2006-07	114,529	17	6,737 (9)	14,759
2007-08	113,708	18	6,317 (10)	11,245
2008-09	84,339	14	6,024 (13)	10,489
2009-10	92,883	15	6,192 (11)	12,412
2010-11	118,214	16	7,388 (9)	14,797
2011-12	105,068	14	7,505 (8)	14,181
2012-13	95,282	15#	6,352 (10)	14,024
2013-14	107,177	15	7,145 (7)	13,172
2014-15	97,906	16	6,119 (10)	8,644

^ First season in Jenison Field House was 1984-85

* First season in the Breslin Center was 1989-90

Includes one game in Jenison Field House

Note: Numbers in parentheses indicate national ranking



MSU had its first official sell-out of 14,797 on Feb. 13, 2011 against Michigan.



Spartan Records





MSU vs. Ranked Opponents

Date	Rank	Opponent	Site	Result	Score	MSU Rank	Date	Rank	Opponent	Site	Result	Score	MSU Rank
1/19/77	20	Illinois St.	H	W	95-62	-	12/30/94	5	Penn State	A	L	70-99	-
3/23/77	5	Tennessee	N	L	62-72	17	1/13/95	24	Wisconsin	H	W	78-68	-
12/28/77	6	Queens	N	L	73-74	-	1/23/95	19	Purdue	H	L	61-70	-
12/15/78	12	Queens	N	L	66-82	-	2/12/95	25	Wisconsin	A	W	78-62	-
12/16/78	17	Montclair St.	N	L	61-81	-	12/3/95	19/20	Duke	A	L	52-67	-
12/20/79	16	Detroit	A	L	66-84	-	12/30/95	7/8	Penn State	H	L	59-76	-
1/24/81	20	Illinois St.	H	W	73-71	-	1/12/96	17/21	Wisconsin	A	L	59-82	-
1/4/85	9	Ohio State	A	L	77-105	-	1/14/96	10/11	Iowa	A	L	56-75	-
3/9/85	7	Ohio State	H	L	62-93	-	1/19/96	17/12	Northwestern	H	W	94-90	-
1/3/86	14	Ohio State	H	L	58-72	-	1/21/96	21/22	Purdue	A	L	62-64	-
1/17/86	16	Iowa	H	L	57-60	-	2/4/96	23/22	Northwestern	A	W	60-59	-
2/16/86	14	Iowa	A	L	48-61	-	2/9/96	5/5	Iowa	H	L	65-71	-
3/8/86	13	Ohio State	A	L	63-98	-	2/11/96	11/11	Wisconsin	H	W	76-65	-
11/28/86	2	Louisiana Tech	N	L	57-79	-	2/23/96	11/11	Penn State	A	L	57-78	-
1/2/87	17	Illinois	H	L	66-76	-	3/2/96	17/18	Purdue	A	L	66-74	-
1/11/87	18	Ohio State	A	L	64-76	-	3/18/96	2/3	Connecticut	A	L	68-88	-
1/30/87	13	Iowa	A	L	61-83	-	11/23/96	21/21	Texas	H	L	72-82	-
2/6/87	11	Ohio State	H	L	65-79	-	12/7/96	14/17	W. Kentucky	A	L	77-83	-
3/1/87	10	Iowa	H	L	49-71	-	12/30/96	22/15	Penn State	H	W	99-75	-
12/19/87	15	Washington	H	L	57-79	-	1/15/97	7/7	Vanderbilt	H	W	82-51	-
1/17/88	8	Ohio State	H	W	74-66	ot	1/31/97	16/10	Wisconsin	H	W	64-53	23/24
2/5/88	1	Iowa	H	L	52-77	-	2/16/97	20/19	Illinois	H	W	78-75	20/19
2/12/88	9	Ohio State	A	L	59-82	-	3/2/97	18/20	Illinois	A	L	66-77	20/19
3/6/88	2	Iowa	A	L	46-52	-	3/14/97	-25	Portland	N	W	75-70	24/24
12/17/88	2	Georgia	H	L	52-66	-	3/16/97	18/20	North Carolina	A	L	71-81	ot 24/24
1/8/89	6	Iowa	A	L	49-89	-	12/3/97	5/5	Vanderbilt	A	L	51-63	-
2/5/89	9	Purdue	H	L	70-76	-	1/2/98	13/13	Illinois	H	L	67-82	-
3/3/89	11	Purdue	A	L	68-71	-	1/4/98	24/-	Purdue	A	L	60-70	-
3/11/89	8	Iowa	H	L	63-74	-	1/30/98	20/18	Wisconsin	A	L	65-72	-
11/24/89	3	Stanford	N	L	63-73	-	2/15/98	9/10	Illinois	A	L	51-98	-
12/16/89	4	Georgia	A	L	66-90	-	12/21/98	7/7	Notre Dame	H	L	64-75	-
1/5/90	7	Iowa	H	W	62-61	-	1/11/99	20/20	Penn State	A	L	66-90	-
1/21/90	20	Northwestern	H	L	59-71	-	1/15/99	3/3	Purdue	A	L	47-70	-
2/4/90	10	Purdue	A	L	57-77	-	1/31/99	2/2	Purdue	H	L	66-80	-
2/16/90	15	Northwestern	A	L	54-55	-	2/27/99	15/15	Penn State	N	L	74-79	-
3/2/90	16	Purdue	H	L	73-87	-	12/11/99	7/6	Notre Dame	A	L	54-84	-
12/8/90	18	No. Illinois	H	W	78-69	-	12/19/99	10/11	North Carolina	N	L	65-82	-
12/28/90	21	Providence	N	W	96-71	-	1/23/00	4/4	Penn State	H	W	71-63	-
12/29/90	1	Virginia	N	L	74-91	-	1/30/00	21/18	Illinois	A	L	66-86	-
1/13/91	11	Northwestern	H	W	82-73	-	2/17/00	21/21	Purdue	H	W	84-64	-
1/20/91	8	Purdue	A	L	51-82	-	2/24/00	21/21	Purdue	A	L	41-53	-
2/1/91	25	Iowa	A	W	64-54	-	1/18/01	6/6	Purdue	A	L	34-57	-
2/8/91	18	Northwestern	A	L	59-73	23	1/28/01	19/15	Penn State	A	L	49-97	-
2/15/91	6	Purdue	H	L	76-102	-	2/4/01	25/-	Wisconsin	A	L	49-69	-
3/3/91	21	Iowa	H	W	49-48	-	2/8/01	16/16	Penn State	H	L	58-64	-
3/16/91	25	Oklahoma St.	A	L	94-96	-	1/2/02	18/17	Michigan	A	L	45-58	-
12/20/91	9	Penn State	A	L	55-82	-	1/5/02	8/7	Georgia	H	W	70-49	-
1/12/92	10	Purdue	H	W	72-65	-	1/10/02	5/9	Wisconsin	H	L	78-86	2ot
1/19/92	14	Northwestern	A	W	71-69	-	1/30/02	15/13	Wisconsin	A	W	58-57	-
1/24/92	5	Iowa	H	L	64-71	-	2/1/02	7/8	Purdue	H	L	66-82	-
2/16/92	25	Wisconsin	H	L	58-73	-	2/24/02	14/19	Minnesota	A	W	80-72	-
2/23/92	7	Iowa	A	L	47-70	-	12/17/02	20/20	Georgia	A	L	61-64	-
3/12/92	12	Purdue	A	L	46-78	-	1/6/03	7/6	Purdue	H	W	67-62	-
12/30/92	14	USC	A	L	50-66	-	1/9/03	23/-	Ohio State	A	L	65-70	-
1/7/93	10	Purdue	H	W	60-56	-	1/19/03	13/15	Penn State	A	L	70-75	-
1/24/93	8	Ohio State	A	L	57-78	-	1/23/03	10/10	Minnesota	H	W	74-71	-
1/31/93	3	Iowa	H	L	55-75	-	2/9/03	13/14	Penn State	H	L	60-64	-
2/19/93	7	Ohio State	H	L	51-88	-	2/13/03	22/24	Ohio State	H	W	65-64	-
2/21/93	5	Penn State	H	L	54-87	-	2/20/03	11/10	Purdue	A	L	60-65	-
2/26/93	2	Iowa	A	L	46-76	-	11/26/03	17/20	Notre Dame	H	W	92-63	-
1/7/94	16	Purdue	A	L	52-80	-	1/4/04	10/9	Penn State	A	L	62-64	23/22
1/23/94	18	Ohio State	H	L	50-87	-	1/8/04	10/11	Purdue	H	L	67-77	23/23
1/30/94	4	Iowa	A	L	46-54	-	1/15/04	-22	Ohio State	A	W	55-47	25/23
2/20/94	2	Penn State	A	L	71-98	-	1/25/04	9/9	Minnesota	A	W	72-69	20/20
2/25/94	14	Iowa	H	L	56-63	-	2/22/04	5/5	Purdue	A	L	56-59	20/20
3/10/94	10	Purdue	H	L	44-63	-	2/26/04	6/7	Penn State	H	L	51-63	22/22

Spartan Records





Date	Rank	Opponent	Site	Result	Score	MSU Rank	Date	Rank	Opponent	Site	Result	Score	MSU Rank
3/7/04	5/5	Penn State	N	L	54-58	25/24	2/21/10	7/9	Ohio State	A	W	71-68 ot	-
3/23/04	4/4	Texas	A	L	61-80	23/24	3/22/10	19/15	Kentucky	N	L	52-70	25/25
11/21/04	18/17	Boston College	H	W	82-78	15/15	11/19/10	2/2	Baylor	A	L	52-78	25/22
12/2/04	3/3	Notre Dame	A	W	82-73 ot	15/15	12/1/10	15/14	Florida State	A	W	72-64	25/25
12/29/04	11/11	Connecticut	A	W	67-51	10/10	12/5/10	17/20	Texas	H	W	71-57	25/25
1/6/05	9/9	Ohio State	A	L	54-68	6/6	1/13/11	16/20	Iowa	H	W	63-60	9/10
1/9/05	18/17	Iowa	H	W	68-56	6/6	1/16/11	24/24	Ohio State	A	L	53-67	9/10
1/16/05	11/12	Minnesota	H	W	62-49	9/9	1/27/11	18/21	Iowa	A	L	64-66	10/11
1/26/05	-/24	Purdue	H	W	71-58	11/11	2/10/11	23/23	Penn State	A	W	60-49	11/13
2/10/05	12/15	Minnesota	A	W	79-48	9/9	3/22/11	13/11	Green Bay	N	L	56-65	12/13
2/20/05	2/3	Ohio State	H	W	66-64	9/9	12/1/11	9/9	Miami	H	L	60-76	-
3/6/05	23/24	Penn State	N	W	83-76	8/7	12/10/11	24/25	Texas	A	L	53-61	-
3/7/05	12/15	Minnesota	N	W	55-49	8/7	1/7/12	22/19	Penn State	A	W	75-65	-
3/27/05	18/18	Vanderbilt	N	W	76-64	6/5	1/15/12	11/13	Ohio State	H	L	56-64	-
3/29/05	1/1	Stanford	N	W	76-69	6/5	1/23/12	13/18	Purdue	A	L	49-67	-
4/3/05	3/3	Tennessee	N	W	68-64	6/5	1/29/12	18/19	Penn State	H	W	83-77	-
4/5/06	5/6	Baylor	N	L	62-84	6/5	2/19/12	17/19	Purdue	H	W	67-52 ot	-
11/24/05	2/1	Tennessee	N	L	55-83	8/8	2/23/12	22/23	Nebraska	H	W	73-53	-
11/25/05	10/10	Maryland	N	L	61-75	8/8	3/2/12	21/25	Purdue	N	L	64-73	-
12/21/05	16/17	Oklahoma	A	W	80-60	11/13	3/17/12	19/19	Nebraska	N	L	55-67	-
12/28/05	3/3	LSU	A	L	52-72	10/12	12/8/12	19/18	Dayton	A	L	53-60	-
1/7/06	8/8	Rutgers	H	W	73-71	11/13	1/6/13	9/9	Penn State	H	L	55-76	-
1/15/06	17/14	Minnesota	A	L	58-71	9/12	1/27/13	15/13	Purdue	H	L	62-67 ot	25/-
1/22/06	7/7	Ohio State	H	L	65-67	12/14	2/10/13	8/9	Penn State	A	L	56-71	-
1/26/06	8/8	Purdue	A	L	53-73	16/16	2/28/13	25/22	Purdue	A	W	68-61	-
2/9/06	11/10	Minnesota	H	W	84-61	15/16	3/9/13	8/8	Penn State	N	W	54-46	-
2/20/06	6/7	Ohio State	A	L	38-69	14/16	3/10/13	-/25	Purdue	N	L	47-62	-
3/5/06	5/6	Ohio State	N	L	64-68	16/17	3/25/13	12/10	Maryland	A	L	49-74	-
3/26/06	4/4	Duke	N	L	61-86	16/17	11/11/13	6/7	Notre Dame	A	L	62-81	20/18
12/17/06	7/7	LSU	H	L	50-65	18/17	11/17/13	23/21	Dayton	H	H	96-89 ot	19/20
1/6/07	1/1	Maryland	A	L	57-97	19/18	12/19/13	13/16	Oklahoma State	N	L	57-63	-
1/11/07	13/13	Purdue	H	L	60-70	20/20	1/9/14	16/14	Nebraska	H	W	70-57	-
2/11/07	13/13	Purdue	A	W	54-52	-/24	1/19/14	16/17	Penn State	H	L	54-66	-
2/18/07	4/5	Ohio State	A	W	62-59	24/24	2/2/14	19/16	Purdue	H	W	89-73	-
11/15/07	4/4	LSU	A	L	41-64	17/18	2/8/14	22/21	Nebraska	A	L	56-76	24/rv
12/16/07	9/9	Oklahoma	H	L	55-66	21/21	3/8/14	16/15	Nebraska	N	L	58-86	19/23
12/30/07	17/18	Ohio State	H	W	60-53	-	3/25/14	12/13	North Carolina	A	L	53-62	20/24
11/26/08	23/20	Old Dominion	H	W	74-48	24/-	11/19/14	3/2	Notre Dame	H	L	63-71	15/17
11/29/08	14/10	Notre Dame	A	L	72-78	24/-	12/7/14	19/23	Georgia	A	L	60-69	16/16
1/4/09	17/17	Ohio State	A	L	49-67	-	12/20/14	9/9	Baylor	N	L	65-84	18/21
2/8/09	12/14	Ohio State	H	W	52-46	-	12/21/14	19/22	Syracuse	N	W	89-76	18/21
3/24/09	6/8	Duke	H	W	63-49	-	1/8/15	19/18	Nebraska	H	L	67-71	-
3/28/09	17/19	Iowa State	N	L	68-69	-	1/18/15	22/21	Iowa	H	L	50-52	-
11/19/09	5/6	Notre Dame	H	L	67-68	21/21	1/22/15	7/6	Maryland	A	L	56-85	-
12/3/09	4/4	North Carolina	H	W	72-66	22/21	2/16/15	5/5	Maryland	H	L	69-75	-
12/9/09	8/8	Xavier	H	W	68-53	21/24	2/22/15	19/18	Rutgers	H	W	60-50	-
1/9/10	6/6	Ohio State	H	L	62-65	19/21	3/6/15	4/3	Maryland	N	L	60-70	-

(AP/USA Today Rank — AP Rank only since 1995-96 season)

Spartan Records



MSU Record Breakdown vs. Ranked Opponents

vs. Ranked Opponents

Overall: 73-153 (.323)

Home: 45-50 (.474)

at Breslin: 42-39 (.519)

Away: 19-76 (.200)

Neutral: 9-27 (.250)

As a Ranked Team: 33-41 (.446)

vs. Ranked Opponents under Merchant

Overall: 22-38 (.367)

Home: 15-12 (.556)

Away: 5-14 (.263)

Neutral: 2-12 (.143)

As a Ranked Team: 12-19 (.387)

vs. Big Ten Opponents

Overall: 49-104 (.320)

Home: 31-41 (.431)

Away: 15-55 (.214)

Neutral: 3-8 (.273)

vs. Ranked Opponents by Month

November: 4-11 (.267)

December: 12-28 (.300)

January: 27-52 (.342)

February: 21-32 (.396)

March: 8-29 (.216)

April: 1-1 (.500)



All-Time Record in Overtime Games

30-18 overall; 13-6 Home; 11-10 Away; 6-2 Neutral • 27-12 Single OT; 3-5 Double OT; 0-1 Triple OT



Spartan Records



Date	Opponent	Score	Site	Date	Opponent	Score	Site
12/4/14	Georgia Tech	W, 79-73	East Lansing, Mich.	3/17/99	Wisconsin	L, 69-70	Madison, Wis. +
11/17/13	Dayton	W, 96-89	East Lansing, Mich.	2/7/99	Wisconsin	L, 68-73	Madison, Wis.
1/27/13	Purdue	L, 62-67	East Lansing, Mich.	1/20/99	Michigan	L, 75-76	Ann Arbor, Mich.
12/20/12	Texas Tech	W, 50-48	Las Vegas, Nev.	11/22/98	Boston College	L, 74-80	Boston, Mass.
2/19/12	Purdue	W, 67-52	East Lansing, Mich.	11/29/97	Texas	W, 80-78	Austin, Texas
1/26/12	Illinois	L, 62-71	East Lansing, Mich.	3/16/97	North Carolina	L, 71-81	Chapel Hill, N.C. *
12/3/11	Eastern Michigan	W, 60-59	East Lansing, Mich.	3/14/97	Portland	W, 75-70	Chapel Hill, N.C. *
2/3/11	Wisconsin	W, 73-70	Madison, Wis.	3/16/96	Massachusetts	W, 60-57	Storrs, Conn. *
2/21/10	Ohio State	W, 71-68	Columbus, Ohio	12/21/95	Notre Dame	W, 87-73	East Lansing
11/28/09	Oklahoma State	W, 93-90 (2OT)	Grand Bahama Isl.	1/15/95	Iowa	W, 71-70 (2OT)	East Lansing
2/12/09	Indiana	W, 71-65	Bloomington, Ind.	3/5/93	Northwestern	L, 103-109 (2OT)	East Lansing
1/1/09	Purdue	W, 68-62	West Lafayette, Ind.	2/21/92	Minnesota	L, 68-78	Minneapolis, Minn.
11/22/08	Dartmouth	W, 60-52	Burlington, Vt.	1/31/92	Michigan	W, 61-59	Bloomington, Ind.
3/30/08	Michigan	W, 45-40	East Lansing +	3/16/91	Oklahoma State	L, 94-96 (3OT)	Stillwater, Okla. *
1/4/07	Indiana	W, 64-56	Bloomington, Ind.	2/9/90	Ohio State	L, 66-72 (2OT)	East Lansing
12/22/06	Cal St. Northridge	W, 73-69	Los Angeles, Calif.	1/26/90	Michigan	L, 65-71	Ann Arbor, Mich.
3/4/05	Illinois	W, 61-50	Indianapolis, Ind. #	1/17/88	Ohio State	W, 74-66	East Lansing
12/2/04	Notre Dame	W, 82-73	South Bend, Ind.	12/30/86	Dayton	L, 59-63	Dayton, Ohio
11/21/04	Boston College	W, 82-78	East Lansing	1/27/84	Illinois	W, 89-81	East Lansing
2/29/04	Indiana	W, 60-51	Bloomington, Ind.	2/15/80	Indiana	W, 73-71 (2OT)	East Lansing
1/22/04	Northwestern	W, 67-57	Evanston, Ill.	2/12/74	Grand Valley	W, 51-48	East Lansing
2/28/02	Ohio State	L, 82-89 (2OT)	Indianapolis, Ind. #	2/27/73	Adrian	W, 51-38	East Lansing
2/14/02	Penn State	L, 59-62	University Park, Pa.				
1/10/02	Wisconsin	L, 78-86 (2OT)	East Lansing				
2/27/00	Minnesota	L, 71-75	Minneapolis, Minn.				
2/20/00	Michigan	L, 87-90 (2OT)	East Lansing				

* NCAA Tournament Game + WNIT Game
Big Ten Tournament Game



In its only overtime game of 2014-15, MSU came from behind to beat Georgia Tech.





National Rankings

	AP	USA Today
2014-15		
Preseason	14	15
Nov. 18	15	17
Nov. 25	16	17
Dec. 1	16	16
Dec. 8	19	21
Dec. 15	18	21
Dec. 22	20	22
Dec. 29	24	rv
2013-14		
Preseason	20	18
Nov. 12	19	20
Nov. 19	21	19
Nov. 26	21	18
Dec. 2	rv	25
Dec. 9	rv	-
Jan. 14	rv	rv
Jan. 21	rv	-
Jan. 28	rv	rv
Feb. 4	24	rv
Feb. 11	25	rv
Feb. 18	23	rv
Feb. 25	21	rv
March 4	19	23
March 11	20	24
March 18	20	24
Final	-	23
2012-13		
Jan. 22	25	-
2011-12		
Preseason	-	25
2010-11		
Preseason	25	24
Nov. 16	25	22
Nov. 23	25	rv
Nov. 30	25	25
Dec. 7	15	20
Dec. 14	14	17
Dec. 21	12	16
Dec. 28	12	16
Jan. 4	11	13
Jan. 11	9	10
Jan. 18	12	12
Jan. 25	10	11
Feb. 1	11	15
Feb. 8	11	13
Feb. 15	11	10
Feb. 22	10	8
March 1	11	11
March 8	12	13
March 15	12	13
Final	-	18

	AP	USA Today
2009-10		
Preseason	10	10
Nov. 16	21	21
Nov. 23	25	25
Nov. 30	22	21
Dec. 7	21	24
Dec. 14	16	20
Dec. 21	16	18
Dec. 28	16	24
Jan. 4	19	21
Jan. 11	20	23
Feb. 22	rv	25
March 1	25	23
March 8	25	25
2008-09		
Nov. 24	24	rv
Dec. 1	21	24
Final	-	22
2007-08		
Preseason	17	18
Nov. 12	17	18
Nov. 19	19	18
Nov. 26	20	19
Dec. 3	23	23
Dec. 10	21	21
Dec. 17	23	24
2006-07		
Preseason	17	17
Nov. 13	17	17
Nov. 20	17	16
Nov. 27	20	18
Dec. 4	20	18
Dec. 11	18	17
Dec. 18	20	20
Dec. 25	21	20
Jan. 1	19	18
Jan. 8	20	20
Jan. 15	23	21
Jan. 22	23	21
Jan. 29	rv	23
Feb. 5	rv	24
Feb. 12	24	24
Feb. 19	20	20
Feb. 26	22	23
March 5	24	23
March 12	24	23
Final	24	25

	AP	USA Today
2005-06		
Preseason	10	11
Nov. 21	9	9
Nov. 28	13	15
Dec. 5	13	15
Dec. 12	11	13
Dec. 19	11	13
Dec. 26	10	12
Jan. 2	11	13
Jan. 9	9	12
Jan. 16	12	14
Jan. 23	16	16
Jan. 30	17	17
Feb. 6	15	16
Feb. 13	14	14
Feb. 20	14	16
Feb. 27	16	17
March 6	16	17
Final	16	17
2004-05		
Preseason	15	16
Nov. 15	15	15
Nov. 22	13	14
Nov. 29	15	15
Dec. 6	12	12
Dec. 13	11	11
Dec. 20	11	11
Dec. 27	10	10
Jan. 3	6	6
Jan. 10	9	9
Jan. 17	8	8
Jan. 24	11	11
Jan. 31	10	10
Feb. 7	9	9
Feb. 14	9	9
Feb. 21	6	7
Feb. 28	8	7
March 7	7	5
March 14	6	5
Final	-	2

	AP	USA Today
2003-04		
Dec. 1	24	-
Dec. 8	25	-
Dec. 15	24	-
Dec. 22	24	-
Dec. 29	23	22
Jan. 6	23	23
Jan. 12	25	23
Jan. 19	20	20
Jan. 26	18	18
Feb. 2	20	18
Feb. 9	17	15
Feb. 16	20	20
Feb. 23	22	22
March 1	25	24
March 8	24	25
March 15	23	24
1996-97		
Jan. 20	-	24
Jan. 27	23	24
Feb. 3	24	24
Feb. 10	20	19
Feb. 17	19	20
Feb. 24	20	19
March 3	23	22
March 10	24	24
Final	24	21
1990-91		
Feb. 4	23	-
1976-77		
March 16	17	-



Spartan Records





All-Time Coaching Records

Year	Coach	Overall		Big Ten		Big Ten	Home
		W-L	Pct.	W-L	Pct.	Finish	W-L
1972-73	Mikki Baile	6-3	.667				4-1
1973-74	Mikki Baile	13-4	.765				6-0
1974-75	Mikki Baile	13-5	.722				11-4
		32-12	.727				21-5
1975-76	Dominic Marino	6-16	.273			2nd *	0-6
		6-16	.273				0-6
1976-77	Karen Langeland	23-6	.793			2nd *	7-1
1977-78	Karen Langeland	21-7	.750			3rd *	10-1
1978-79	Karen Langeland	15-11	.577			2nd *	6-3
1979-80	Karen Langeland	16-11	.593			4th *	11-2
1980-81	Karen Langeland	13-9	.591			t-7th *	7-1
1981-82	Karen Langeland	15-11	.577	6-3	.667	t-5th	6-3
1982-83	Karen Langeland	11-16	.407	7-11	.389	7th	8-7
1983-84	Karen Langeland	18-10	.643	10-8	.556	t-5th	9-3
1984-85	Karen Langeland	11-16	.407	4-14	.222	9th	7-6
1985-86	Karen Langeland	15-12	.556	9-9	.500	t-5th	9-5
1986-87	Karen Langeland	16-12	.571	8-10	.444	6th	7-5
1987-88	Karen Langeland	16-12	.571	12-6	.667	4th	8-6
1988-89	Karen Langeland	15-13	.536	9-9	.500	t-4th	9-4
1989-90	Karen Langeland	11-17	.393	7-11	.389	6th	7-6
1990-91	Karen Langeland	21-8	.724	13-5	.722	t-2nd	12-1
1991-92	Karen Langeland	14-14	.500	8-10	.444	t-6th	9-5
1992-93	Karen Langeland	10-17	.370	6-12	.333	8th	7-6
1993-94	Karen Langeland	12-15	.444	7-11	.389	t-7th	8-5
1994-95	Karen Langeland	16-12	.571	8-8	.500	t-5th	7-4
1995-96	Karen Langeland	18-11	.621	9-7	.563	5th	10-3
1996-97	Karen Langeland	22-8	.733	12-4	.750	t-1st	12-1
1997-98	Karen Langeland	11-16	.407	5-11	.312	9th	5-6
1998-99	Karen Langeland	17-14	.548	8-8	.500	t-6th	9-5
1999-00	Karen Langeland	19-12	.613	8-8	.500	t-5th	13-1
		376-290	.564	156-165	.486		203-90
2000-01	Joanne P. McCallie	10-18	.357	4-12	.250	9th	6-7
2001-02	Joanne P. McCallie	19-13	.594	6-10	.375	t-9th	10-5
2002-03	Joanne P. McCallie	17-12	.586	10-6	.625	t-4th	10-4
2003-04	Joanne P. McCallie	22-9	.710	10-6	.625	t-4th	10-4
2004-05	Joanne P. McCallie	33-4	.892	14-2	.875	t-1st	13-0
2005-06	Joanne P. McCallie	24-10	.706	11-5	.688	t-3rd	14-1
2006-07	Joanne P. McCallie	24-9	.727	13-3	.812	3rd	12-3
		149-75	.665	68-44	.607		75-24
2007-08	Suzy Merchant	23-14	.622	10-8	.556	t-5th	13-5
2008-09	Suzy Merchant	22-11	.667	13-5	.722	t-2nd	12-2
2009-10	Suzy Merchant	23-10	.696	12-6	.667	2nd	11-4
2010-11	Suzy Merchant	27-6	.818	13-3	.813	1st	15-1
2011-12	Suzy Merchant	20-12	.625	11-5	.688	t-2nd	11-3
2012-13	Suzy Merchant	25-9	.735	10-6	.625	t-3rd	13-2
2013-14	Suzy Merchant	23-10	.697	13-3	.813	t-1st	12-3
2014-15	Suzy Merchant	16-15	.697	7-11	.813	9th	10-6
		179-87	.673	89-47	.654		97-26
43-Year Totals		742-480	.607	313-256	.550		396-151

* Finish at Big Ten Championship

NOTE: Since the 1982-83 season, a double round-robin format has determined the conference champion. From 1976-82, the conference champion was determined by a weekend tournament. Championships prior to the 1981-82 season were not sanctioned by the Big Ten Conference. Beginning with the 1994-95 season, a postseason conference tournament has been played with the winner gaining the Big Ten's automatic bid to the NCAA Tournament.

All-Time Assistant Coaches

Amaka Agugua: 2013-pres.
 Mark Simon: 2012-pres.
 NcKell Copeland: 2011-pres.
 Temple Brown: 2009-13
 Shane Clipfell: 2007-12
 Terry Smith: 2010-11
 Rick Albro: 2007-10
 Evelyn Thompson: 2007-09
 Al Brown: 2004-07
 Semeka Randall: 2004-07
 Candice Jackson: 2004-05
 Darren Bennett: 2003-04
 AnnMarie Gilbert: 2002-07
 Niya Butts: 2002-03
 Janel Grimm Burgess: 2000-04
 Katie Abrahamson-Henderson: 2000-02
 Felisha Legette-Jack: 2000-02
 Christine Powers: 1998-2000
 Carolyn Jenkins: 1996-2000
 Angela Jackson: 1993-2000
 Cheryl Dozier: 1993-98
 Robin Garrett: 1990-93
 Chris Hester: 1988-90
 Sue Guevara: 1986-96
 Yvette Angel: 1986-88
 Leanna Bordner: 1985-93
 Diane Dockus: 1983-86
 Malinda Hudkins: 1981-83
 Nancy Rowe: 1980-81
 Jean Foley: 1979-80
 Tina Krah: 1978-85
 Sheilah Collins: 1978-79
 Patti Carr: 1976-78
 Peg Kolka: 1973-75

NOTE: Missing 1972-73 and 1975-76 seasons.



All-Time Series Records

Team	W	L	Team	W	L	Team	W	L
Adrian	4	0	Grand Valley State	10	3	Olivet	1	0
Akron	3	0	Hampton	1	0	Oral Roberts	0	1
Alabama	2	1	Hartford	1	1	Oregon	0	1
Albany	1	0	Hawaii	0	1	Oregon State	1	1
Alcorn State	2	0	Hofstra	0	1	Penn State	15	27
Appalachian State	1	0	Houston	3	0	Pepperdine	2	0
Arizona	1	1	Illinois	39	28	Pittsburgh	1	2
Arkansas State	2	0	Illinois State	12	8	Portland	1	0
Ball State	3	1	Indiana	45	24	Princeton	1	0
Baylor	0	2	IPFW	3	1	Providence	4	0
Boston College	1	2	IUPUI	2	0	Purdue	29	38
Bowling Green	8	4	Indiana State	4	0	Queens	0	2
Brigham Young	0	1	Iona	2	0	Quinnipiac	1	0
Brown	1	0	Iowa	26	35	Rhode Island	1	0
Bucknell	1	0	Iowa State	3	2	Rice	2	0
Buffalo	1	0	Jackson CC	1	0	Richmond	1	0
Butler	1	1	Kansas	1	0	Robert Morris	1	0
California	1	1	Kansas State	1	0	Rutgers	2	2
UC-Irvine	1	0	Kent State	3	1	Samford	1	0
UCLA	2	1	Kentucky	3	2	San Diego State	1	0
UC Santa Barbara	3	0	Louisiana State	0	3	Santa Clara	1	0
Cal Poly-Pomona	0	1	Louisiana Tech	0	1	Seton Hall	1	1
Cal State-Fullerton	1	0	Louisville	1	1	Shaw	1	1
Cal State-Northridge	1	0	Loyola Chicago	1	0	South Alabama	1	0
Calvin	6	7	Loyola Marymount	1	0	South Florida	2	0
Canisius	1	0	Maine	1	0	Southern California	1	2
Central Connecticut State	1	0	Manhattan	1	0	Southern Illinois	2	2
Central Michigan	27	8	Marist	1	0	Southern Methodist	1	0
Central Missouri State	1	0	Marquette	1	1	St. Bonaventure	1	1
Chicago State	1	0	Maryland	0	6	Stanford	1	2
Cincinnati	5	0	Massachusetts	1	0	Stony Brook	1	0
Clemson	1	1	McNeese State	1	0	Syracuse	1	0
Cleveland State	4	0	Memphis	0	1	TCU	0	2
Colgate	1	0	Mercer	1	0	Temple	4	0
Colorado State	1	0	Miami (Fla.)	2	2	Tennessee	1	2
Concordia	1	0	Miami (Ohio)	2	4	Tennessee Tech	0	1
Connecticut	1	1	Michigan	66	18	Texas	2	3
Dartmouth	2	0	Middle Tennessee	1	0	Texas A&M	1	0
Davidson	1	0	Minnesota	39	21	Texas A&M-Corpus Christi	1	0
Dayton	8	4	Mississippi State	0	1	Texas-Arlington	2	0
Delaware	1	0	Missouri	0	1	Texas Tech	1	1
Delaware State	2	0	Missouri Southern	1	0	Toledo	2	4
DePaul	3	0	Monmouth	1	0	Utah	1	1
Detroit	19	7	Montana State	0	1	Vanderbilt	2	1
Drake	1	0	Montclair State	0	2	Vermont	3	0
Duke	1	2	Nebraska	2	4	Victoria (Canada)	1	0
Duquesne	1	0	Niagara	1	0	Villanova	1	1
East Carolina	0	1	North Carolina	1	4	Virginia	0	1
Eastern Illinois	1	0	North Carolina A&T	1	0	Virginia State	1	0
Eastern Michigan	18	3	UNC Charlotte	0	1	Virginia Tech	1	3
Edinboro State	1	1	UNC Greensboro	1	0	Washington	1	1
Evansville	1	0	NC State	2	0	Wayne State	10	1
Florida Gulf Coast	1	1	Northern Illinois	2	2	Western Carolina	1	0
Florida International	0	1	Northern Iowa	1	0	Western Illinois	4	0
Florida State	2	1	Northern Kentucky	1	0	Western Kentucky	2	1
Fordham	0	1	Northern Michigan	4	0	Western Michigan	13	8
Fresno State	3	0	Northwestern	41	24	William Penn	0	1
George Mason	1	0	Notre Dame	9	8	Wisconsin	40	25
George Washington	1	0	Oakland	11	4	Wisconsin-Green Bay	2	1
Georgetown	2	0	Ohio	3	1	Wisconsin-LaCrosse	1	1
Georgia	1	4	Ohio State	25	52	Wisconsin-Milwaukee	5	0
Georgia State	1	0	Oklahoma	1	1	Wright State	1	0
Georgia Tech	1	1	Oklahoma State	2	3	Xavier	1	1
Gonzaga	1	0	Old Dominion	1	1	Yale	1	0

Spartan Records



All-Time Series Results

Adrian

2/27/73	East Lansing	W, 51-38	OT
2/14/74	Adrian	W, 55-22	
2/27/75	East Lansing	W, 59-51	
2/5/77	Adrian	W, 88-67	

MSU leads 4-0 (H: 2-0, A: 2-0)

Akron

12/15/85	East Lansing	W, 72-65	
1/15/87	Akron	W, 91-49	
3/11/99	East Lansing	W, 76-65	

MSU leads 3-0 (H: 2-0, A: 1-0)

Alabama

11/20/99	East Lansing	W, 73-72	
12/10/00	Tuscaloosa	L, 53-54	
3/19/02	East Lansing	W, 79-61	

MSU leads 2-1 (H: 2-0, A: 0-1)

Albany

11/21/12	East Lansing	W, 67-35	
----------	--------------	----------	--

MSU leads 1-0 (H: 1-0)

Alcorn State

3/19/05	Minneapolis, Minn.	W, 73-41	
12/16/14	East Lansing	W, 77-41	

MSU leads 2-0 (H: 1-0, N: 1-0)

Appalachian State

11/19/99	East Lansing	W, 100-63	
----------	--------------	-----------	--

MSU leads 1-0 (H: 1-0)

Arizona

1/2/93	Tempe, Ariz.	L, 46-89	
3/21/04	Austin, Texas	W, 72-60	

Series tied 1-1 (N: 1-1)

Arkansas State

11/17/00	East Lansing	W, 76-50	
11/20/01	Jonesboro	W, 70-59	

MSU leads 2-0 (H: 1-0, A: 1-0)

Ball State

2/15/75	East Lansing	W, 71-67	
1/10/76	Muncie	L, 49-70	
2/26/77	Muncie	W, 85-65	
2/24/78	East Lansing	W, 84-66	

MSU leads 3-1 (H: 2-0, A: 1-1)

Baylor

4/5/05	Indianapolis, Ind.	L, 62-84	
11/19/10	Waco, Texas	L, 52-78	
12/20/14	Orlando, Fla.	L, 65-84	

BU leads 3-0 (A: 0-1; N: 0-2)

Boston College

11/22/98	Boston	L, 74-80	OT
11/18/00	East Lansing	L, 61-63	
11/21/04	East Lansing	W, 82-78	OT

BC leads 2-1 (H: 1-1, A: 0-1)

Bowling Green

12/22/85	East Lansing	W, 80-78	
12/23/86	Bowling Green	W, 91-68	
12/30/87	East Lansing	L, 52-69	

12/10/88	Bowling Green	W, 64-58	
12/21/89	East Lansing	L, 61-63	
12/11/90	Bowling Green	W, 78-66	
12/30/91	East Lansing	W, 71-63	
12/8/93	Bowling Green	L, 64-65	
12/4/96	East Lansing	W, 80-52	
12/6/97	Bowling Green	L, 73-91	
3/22/08	East Lansing	W, 74-66	
3/20/10	Louisville, Ky.	W, 72-62	

MSU leads 8-4 (H: 4-2, A: 3-2, N: 1-0)

Brigham Young

12/30/83	Provo	L, 71-98	
----------	-------	----------	--

BYU leads 1-0 (A: 0-1)

Brown

11/25/94	East Lansing	W, 89-63	
----------	--------------	----------	--

MSU leads 1-0 (H: 1-0)

Bucknell

11/27/06	East Lansing	W, 68-51	
----------	--------------	----------	--

MSU leads 1-0 (H: 1-0)

Buffalo

11/16/01	East Lansing	W, 50-42	
----------	--------------	----------	--

MSU leads 1-0 (H: 1-0)

Butler

11/13/98	East Lansing	L, 62-70	
12/5/99	Indianapolis	W, 84-64	

Series tied 1-1 (H: 0-1, A: 1-0)

California

12/20/88	Berkeley	L, 54-64	
12/21/96	Berkeley	W, 93-62	

Series tied 1-1 (A: 1-1)

UC-Irvine

12/20/96	Berkeley	W, 91-71	
----------	----------	----------	--

MSU leads 1-0 (N: 1-0)

UCLA

12/29/92	Los Angeles	L, 57-82	
11/17/01	East Lansing	W, 67-63	
12/19/03	Los Angeles	W, 47-43	

MSU leads 2-1 (H: 1-0, A: 1-1)

UC Santa Barbara

12/19/97	Honolulu, Hawaii	W, 80-74	
11/18/05	East Lansing	W, 86-55	
12/20/06	Santa Barbara	W, 69-45	

MSU leads 3-0 (H: 1-0, A: 1-0, N: 1-0)

Cal Poly-Pomona

12/15/79	Pomona	L, 65-75	
----------	--------	----------	--

Cal-Poly leads 1-0 (A: 0-1)

Cal State-Fullerton

12/13/79	Pamona, Calif.	W, 71-64	
----------	----------------	----------	--

MSU leads 1-0 (A: 1-0)

Cal State-Northridge

12/22/06	Los Angeles, Calif.	W, 73-69	OT
----------	---------------------	----------	----

MSU leads 1-0 (A: 1-0)

Calvin

2/8/73	East Lansing	W, 47-40	
2/23/73	Grand Rapids	L	
2/7/74	Grand Rapids	L, 41-44	
2/21/74	East Lansing	W, 47-36	
1/28/75	East Lansing	L, 42-55	
2/20/75	East Lansing	L, 68-72	
2/29/75	East Lansing	L, 55-83	
1/29/76	Grand Rapids	L, 62-63	
2/19/76	East Lansing	L, 58-62	
1/18/77	East Lansing	W, 74-46	
2/17/77	Grand Rapids	W, 71-43	
2/21/78	East Lansing	W, 72-53	
2/20/79	Grand Rapids	W, 66-33	

Calvin leads 7-6 (H: 3-4, A: 3-3)

Canisius

11/11/13	East Lansing	W, 102-54	
----------	--------------	-----------	--

MSU leads 1-0 (H: 1-0)

Central Connecticut State

11/20/04	East Lansing	W, 77-42	
----------	--------------	----------	--

MSU leads 1-0 (H: 1-0)

Central Michigan

2/15/73	East Lansing	W, 44-42	
2/2/74	East Lansing	W, 58-37	
2/27/74	Mt. Pleasant	W, 46-31	
3/2/74	Mt. Pleasant	W, 47-45	
1/24/75	Mt. Pleasant	L, 40-50	
2/25/75	East Lansing	W, 63-55	
1/30/76	Mt. Pleasant	L, 51-68	
2/23/76	East Lansing	L, 81-82	
3/6/76	Kalamazoo	L, 65-75	
2/9/77	Mt. Pleasant	W, 68-51	
2/19/77	East Lansing	W, 79-64	
3/3/77	Allendale	W, 64-52	
1/24/78	Mt. Pleasant	W, 68-61	
3/3/78	Rochester	W, 66-58	
1/23/79	East Lansing	W, 70-56	
1/21/80	Mt. Pleasant	W, 63-52	
1/20/81	East Lansing	W, 69-61	
11/27/81	Grand Rapids	L, 72-74	
1/19/82	Mt. Pleasant	W, 71-56	
12/3/83	East Lansing	W, 76-72	
12/8/84	Mt. Pleasant	W, 67-64	
12/7/85	East Lansing	L, 76-86	
12/3/86	Mt. Pleasant	W, 95-72	
12/20/86	East Lansing	W, 65-54	
11/29/88	Mt. Pleasant	W, 72-66	
11/29/89	East Lansing	W, 71-60	
11/27/90	Mt. Pleasant	L, 55-56	
12/1/92	East Lansing	W, 66-59	
11/29/93	Mt. Pleasant	L, 59-60	
11/30/96	East Lansing	W, 78-64	
12/14/97	Mt. Pleasant	W, 89-82	
11/15/98	East Lansing	W, 73-48	
12/8/99	Mt. Pleasant	W, 87-62	
12/20/00	East Lansing	W, 81-52	
12/30/05	East Lansing	W, 75-50	

MSU leads 27-8 (H: 14-2, A: 11-4, N: 2-2)

Central Missouri State

11/29/86	Lawrence, Kan.	W, 66-45	
----------	----------------	----------	--

MSU leads 1-0 (A: 1-0)

Spartan Records





All-Time Series Results

Chicago State

11/26/00 Tallahassee, Fla. W, 101-52
MSU leads 1-0 (N: 1-0)

Cincinnati

3/10/77 Cincinnati W, 96-61
11/25/89 West Lafayette, Ind. W, 63-50
3/18/00 Madison, Wis. W, 88-63
12/29/03 East Lansing W, 55-43
12/4/04 Cincinnati W, 77-61
MSU leads 5-0 (H: 1-0, A: 2-0, N: 2-0)

Clemson

12/18/89 Clemson L, 64-75
11/29/07 East Lansing W, 68-51
Series tied 1-1 (H: 1-0, A: 0-1)

Cleveland State

12/12/83 Cleveland W, 65-64
12/1/84 East Lansing W, 80-47
12/18/90 Cleveland W, 82-63
12/3/91 East Lansing W, 106-71
MSU leads 4-0 (H: 2-0, A: 2-0)

Colgate

12/29/13 East Lansing W, 96-46
MSU leads 1-0 (H: 1-0)

Colorado State

12/20/11 Cancun, Mexico W, 72-45
MSU leads 1-0 (N: 1-0)

Concordia

12/27/77 Flushing, N.Y. W, 94-41
MSU leads 1-0 (N: 1-0)

Connecticut

3/18/96 Storrs L, 68-88
12/29/04 Hartford W, 67-51
Series tied 1-1 (A: 1-0, N: 0-1)

Dartmouth

11/22/08 Burlington, Vt. W, 60-52 OT
12/18/10 East Lansing W, 88-33
MSU leads 2-0 (H: 1-0; N: 1-0)

Davidson

11/22/03 East Lansing W, 74-68
MSU leads 1-0 (H: 1-0)

Dayton

11/24/84 Dayton W, 74-71
12/20/85 East Lansing W, 79-67
12/30/86 Dayton L, 59-63 OT
11/26/88 Boulder, Colo. W, 80-54
12/18/93 East Lansing W, 70-62
12/3/94 Dayton W, 90-67
12/17/99 East Lansing W, 83-68
12/17/00 Dayton L, 57-61
11/13/09 Dayton L, 74-77
11/15/10 East Lansing W, 74-62
12/8/12 Dayton L, 53-60
11/17/13 East Lansing W, 96-89 OT
MSU leads 8-4 (H: 5-0, A: 2-4, N: 1-0)

Delaware

3/18/07 East Lansing W, 69-58
MSU leads 1-0 (H: 1-0)

Delaware State

11/26/07 Dover W, 65-62
12/18/08 East Lansing W, 71-41
MSU leads 2-0 (H: 1-0, A: 1-0)

DePaul

1/25/81 Chicago W, 60-55
1/8/82 Chicago W, 60-52
3/14/02 East Lansing W, 87-76
MSU leads 3-0 (H: 1-0, A: 2-0)

Detroit

2/6/79 East Lansing L, 60-61
3/3/79 Detroit L, 59-66
12/20/79 Detroit L, 66-84
2/3/81 East Lansing W, 58-49
2/4/82 Detroit L, 60-73
12/22/82 East Lansing W, 63-45
12/21/83 Detroit L, 66-81
12/22/84 East Lansing W, 85-84
12/18/85 Detroit L, 72-73
12/14/86 East Lansing W, 77-69
12/9/84 East Lansing W, 70-59
12/20/94 San Juan, P.R. L, 70-75
11/29/95 Detroit W, 82-69
12/1/98 East Lansing W, 78-70
11/24/99 Detroit W, 74-52
11/30/00 East Lansing W, 76-63
11/28/01 Detroit W, 62-61
1/12/03 East Lansing W, 72-49
11/12/04 East Lansing W, 64-41
12/11/04 Detroit W, 73-64
12/7/05 East Lansing W, 77-52
11/19/08 East Lansing W, 85-48
11/15/09 Detroit W, 71-62
11/21/10 East Lansing W, 82-42
12/6/11 East Lansing W, 64-41
11/20/13 East Lansing W, 80-41
MSU leads 19-7 (H: 14-1, A: 5-5, N: 0-1)

Drake

12/2/88 East Lansing W, 62-60
MSU leads 1-0 (H: 1-0)

Duke

12/3/95 Durham L, 52-67
3/26/06 Bridgeport, Conn. L, 61-86
3/24/09 East Lansing W, 63-49
Duke leads 2-1 (A: 0-1, N: 1-1)

Duquesne

12/30/93 Mt. Pleasant W, 62-36
MSU leads 1-0 (N: 1-0)

East Carolina

2/20/82 Greenville L, 72-79
ECU leads 1-0 (A: 0-1)

Eastern Illinois

12/9/04 East Lansing W, 85-45
MSU leads 1-0 (H: 1-0)

Eastern Michigan

1/30/73 Ypsilanti L, 31-38
2/5/74 East Lansing W, 58-34
2/4/75 East Lansing W, 55-52
3/1/75 East Lansing W, 65-41
2/3/76 East Lansing L, 55-65
2/1/77 Ypsilanti W, 66-44
3/2/77 Allendale W, 78-66
2/2/78 East Lansing W, 78-60
2/28/80 East Lansing W, 70-64
1/31/81 East Lansing W, 73-67
1/13/82 Ypsilanti W, 77-75
12/18/82 East Lansing W, 70-60
11/30/83 Ypsilanti W, 88-50
12/5/87 Ypsilanti W, 79-50
12/10/94 Ypsilanti W, 92-72
12/16/95 East Lansing W, 72-57
12/3/00 Grand Rapids L, 59-66
11/28/03 East Lansing W, 79-62
12/3/11 East Lansing W, 60-59 OT
11/15/12 Ypsilanti W, 60-49
11/16/14 East Lansing W, 69-61
MSU leads 18-3 (H: 11-1, A: 5-1, N: 1-1)

Edinboro State

1/19/79 Edinboro L, 51-70
12/3/80 East Lansing W, 74-64
Series tied 1-1 (H: 1-0, A: 0-1)

Evansville

11/11/07 East Lansing W, 73-53
MSU leads 1-0 (H: 1-0)

Florida Gulf Coast

12/13/09 East Lansing W, 94-71
11/19/11 Boca Raton, Fla. L, 58-59
Series tied 1-1 (H: 1-0, A: 0-1)

Florida International

11/24/01 Miami L, 56-69
FIU leads 1-0 (A: 0-1)

Florida State

12/21/94 San Juan, P.R. W, 82-69
12/11/10 Tallahassee, Fla. W, 72-64
12/4/13 Tallahassee, Fla. L, 58-60
MSU leads 2-1 (A: 1-1; N: 1-0)

Fordham

12/27/79 Flushing, N.Y. L, 63-73
Fordham leads 1-0 (N: 0-1)

Fresno State

12/17/96 Fresno W, 74-48
11/21/97 East Lansing W, 87-67
11/23/02 East Lansing W, 82-68
MSU leads 3-0 (H: 2-0, A: 1-0)

George Mason

12/2/95 Durham, N.C. W, 75-68
MSU leads 1-0 (N: 1-0)

Georgetown

11/24/90 East Lansing W, 108-71
12/20/13 San Juan, P.R. W, 67-54

Spartan Records





All-Time Series Results

MSU leads 2-0 (H: 1-0; N: 1-0)

George Washington

11/27/09 Grand Bahama Island W, 78-47
MSU leads 1-0 (N: 1-0)

Georgia

12/17/88 East Lansing L, 52-66
 12/16/89 Athens L, 66-90
 1/5/02 East Lansing W, 70-49
 12/17/02 Athens L, 61-64
 12/7/14 Athens L, 60-69
Georgia leads 1-4 (H: 1-1, A: 0-3)

Georgia State

11/28/87 Atlanta W, 61-53
MSU leads 1-0 (A: 1-0)

Georgia Tech

12/3/08 Atlanta L, 57-70
 12/4/14 East Lansing W, 79-73 OT
Georgia Tech leads 1-1 (H: 1-0, A: 0-1)

Gonzaga

11/26/05 Charlotte Amalie, USVI W, 60-45
MSU leads 1-0 (N: 1-0)

Grand Valley State

2/12/74 East Lansing W, 51-48 OT
 2/8/75 Allendale W, 78-60
 1/1/77 Allendale L, 30-56
 3/6/76 Kalamazoo L, 42-64
 12/3/76 Allendale L, 53-54
 1/13/77 East Lansing W, 90-60
 3/12/77 West Lafayette, Ind. W, 65-49
 12/20/77 Allendale W, 65-57
 2/3/78 East Lansing W, 90-71
 12/19/78 East Lansing W, 68-62
 1/9/79 Allendale W, 68-61
 1/10/80 East Lansing W, 72-65
 12/23/80 Allendale W, 80-64
MSU leads 10-3 (H: 5-0, A: 4-2, N: 1-1)

Hampton

3/23/14 Chapel Hill, N.C. W, 91-61
MSU leads 1-0 (N: 1-0)

Hartford

12/9/06 Auburn Hills, Mich. W, 58-45
 12/22/07 Hartford L, 51-54
Series tied 1-1 (A: 0-1; N: 1-0)

Hawai'i

12/20/97 Honolulu L, 68-75
Hawai'i leads 1-0 (A: 0-1)

Hofstra

11/22/06 East Lansing L, 53-57
Hofstra leads 1-0 (H: 0-1)

Houston

11/26/94 East Lansing W, 91-72
 12/17/05 East Lansing W, 76-53
 11/26/06 Houston W, 68-55
MSU leads 3-0 (H: 2-0, A: 1-0)

Illinois

2/11/77 Big Ten Champ. W, 74-43
 2/11/78 Big Ten Champ. W, 57-44
 1/5/80 East Lansing W, 72-58
 1/31/81 Champaign L, 79-90
 1/16/82 East Lansing W, 77-73
 2/12/82 East Lansing L, 64-79
 1/28/83 Champaign L, 60-72
 2/20/83 East Lansing W, 64-61
 1/27/84 East Lansing W, 89-81 OT
 2/19/84 Champaign W, 71-64
 1/13/85 East Lansing L, 86-88
 2/8/85 Champaign L, 64-73
 1/12/86 Champaign L, 72-81
 2/7/86 East Lansing L, 64-83
 1/2/87 East Lansing L, 66-76
 3/7/87 Champaign W, 67-65
 1/8/88 Champaign W, 57-50
 3/12/88 East Lansing W, 81-68
 2/3/89 East Lansing W, 66-48
 3/5/89 Champaign L, 65-82
 2/2/90 Champaign L, 65-70
 3/4/90 East Lansing W, 66-62
 1/18/91 Champaign W, 72-60
 2/17/91 East Lansing W, 77-48
 1/10/92 East Lansing W, 74-68
 3/14/92 Champaign L, 69-83
 2/7/93 Champaign L, 65-78
 3/7/93 East Lansing W, 85-69
 2/6/94 East Lansing W, 71-56
 3/6/94 Champaign L, 74-81
 2/17/95 Champaign W, 94-65
 2/16/96 East Lansing W, 67-61
 1/3/97 Champaign L, 81-90
 2/16/97 East Lansing W, 78-85
 3/2/97 Indianapolis, Ind. L, 66-77
 1/2/98 East Lansing L, 67-82
 2/15/98 Champaign L, 51-98
 1/24/99 East Lansing L, 60-82
 1/30/00 Champaign L, 66-86
 3/3/00 Indianapolis, Ind. L, 67-72
 1/14/01 East Lansing L, 59-72
 2/18/01 Champaign L, 50-52
 1/13/02 Champaign L, 66-72
 2/9/02 East Lansing W, 62-57
 3/16/02 Champaign W, 70-57
 2/24/03 East Lansing L, 65-75
 1/29/04 Champaign W, 58-56
 1/19/05 Champaign W, 62-42
 2/6/05 East Lansing W, 68-59
 3/4/05 Indianapolis W, 61-50 OT
 1/19/06 East Lansing W, 72-61
 2/5/06 Champaign W, 57-51
 2/4/07 East Lansing W, 80-70
 2/22/07 Champaign L, 46-56
 1/24/08 Champaign W, 65-62
 2/28/08 East Lansing W, 54-46
 3/8/08 Indianapolis L, 41-55
 2/5/09 Champaign W, 63-50
 2/18/10 East Lansing W, 64-43
 1/2/11 East Lansing W, 70-57
 2/20/11 Champaign W, 69-56
 1/26/12 East Lansing L, 62-71 OT
 1/13/13 Champaign W, 79-75
 1/23/14 East Lansing L, 51-61

2/5/14 Champaign W, 69-53
 1/15/14 East Lansing W, 63-56
 2/25/15 Champaign W, 67-65
MSU leads 39-28 (H: 22-9, A: 14-16, N: 3-3)

Illinois State

1/19/77 East Lansing W, 95-62
 1/21/78 Normal W, 84-74
 1/27/79 East Lansing W, 79-42
 1/26/80 Normal L, 63-65
 1/24/81 East Lansing W, 73-71
 1/23/82 Normal L, 58-81
 12/4/82 East Lansing L, 73-82
 11/23/85 East Lansing W, 78-66
 12/16/86 Normal W, 71-65
 12/12/87 East Lansing L, 63-66
 11/25/88 Boulder, Colo. L, 54-64
 12/30/89 Normal L, 55-71
 12/15/90 East Lansing W, 79-72
 11/22/91 Normal W, 64-52
 12/19/92 East Lansing W, 63-43
 11/26/93 Normal L, 51-60
 12/6/95 Normal W, 54-52
 12/14/96 East Lansing W, 66-64
 12/5/98 Normal L, 60-64
 12/2/99 East Lansing W, 91-65
MSU leads 12-8 (H: 8-2, A: 4-5, N: 0-1)

Indiana

2/12/78 Big Ten Champ. W, 79-58
 2/25/78 East Lansing W, 57-44
 2/9/79 Big Ten Champ. W, 55-52
 12/16/79 Bloomington L, 42-48
 2/8/80 Bloomington W, 54-47
 2/15/80 East Lansing W, 73-71 2OT
 1/16/81 Bloomington L, 58-66
 2/13/81 Big Ten Champ. L, 71-89
 1/2/82 East Lansing W, 67-65
 1/21/83 East Lansing L, 57-71
 2/27/83 Bloomington L, 68-79
 1/20/84 Bloomington L, 58-76
 2/26/84 East Lansing W, 50-67
 1/6/85 Bloomington L, 50-64
 3/7/85 East Lansing L, 63-64
 1/5/86 East Lansing W, 76-61
 3/6/86 Bloomington W, 77-75
 1/9/87 Bloomington W, 79-67
 2/8/87 East Lansing L, 64-70
 1/15/88 East Lansing W, 61-55
 2/14/88 Bloomington L, 57-67
 1/13/89 East Lansing W, 59-44
 2/12/89 Bloomington W, 66-65
 1/12/90 Bloomington W, 64-56
 2/11/90 East Lansing W, 72-38
 1/25/91 East Lansing W, 61-57
 2/24/91 Bloomington W, 82-73
 1/31/92 Bloomington W, 61-59 OT
 3/1/92 East Lansing L, 67-74
 3/13/93 Bloomington L, 54-74
 3/12/94 East Lansing W, 73-51
 1/8/95 East Lansing L, 71-74
 2/26/95 Bloomington L, 59-78
 1/8/96 Bloomington W, 83-76
 2/25/96 East Lansing W, 66-52
 12/28/96 East Lansing W, 62-54

Spartan Records





All-Time Series Results

2/23/97	Bloomington	W, 93-79
12/28/97	Bloomington	L, 63-81
2/22/98	East Lansing	L, 75-83
2/5/99	Bloomington	W, 86-69
2/26/99	Indianapolis, Ind.	W, 88-69
1/13/00	East Lansing	W, 78-56
12/31/00	Bloomington	L, 54-71
2/11/01	East Lansing	L, 50-52
12/30/01	East Lansing	L, 47-50
2/3/02	Bloomington	L, 55-67
1/16/03	East Lansing	W, 70-44
1/26/03	Bloomington	W, 64-53
1/2/04	East Lansing	W, 59-41
2/29/04	Bloomington	W, 60-51 OT
1/30/05	Bloomington	W, 52-40
1/29/06	East Lansing	W, 65-59
12/28/06	East Lansing	W, 74-49
1/4/07	Bloomington	W, 64-46 OT
1/20/08	East Lansing	L, 56-70
2/14/08	Bloomington	W, 72-68
12/29/08	East Lansing	L, 48-62
2/12/09	Bloomington	W, 71-65 OT
12/6/09	East Lansing	L, 63-68
1/3/10	Bloomington	W, 53-44
1/20/11	Bloomington	W, 69-55
12/30/11	Bloomington	W, 63-49
1/12/12	East Lansing	W, 67-47
3/1/12	Indianapolis	W, 97-68
1/20/13	Bloomington	W, 56-46
2/13/13	East Lansing	W, 72-42
3/2/14	East Lansing	W, 76-56
12/31/14	Bloomington	L, 51-70
1/28/15	East Lansing	W, 72-57

MSU leads 45-24 (H: 21-11, A: 20-12, N: 4-1)

IPFW

11/13/10	East Lansing	W, 90-62
11/15/11	East Lansing	W, 62-56
12/16/12	East Lansing	W, 64-36
12/1/13	East Lansing	L, 76-81

MSU leads 3-1 (H: 3-1)

IUPUI

11/9/07	East Lansing	W, 65-35
11/23/14	East Lansing	W, 64-45

MSU leads 2-0 (H: 2-0)

Indiana State

1/20/78	Terre Haute	W, 70-59
1/12/79	East Lansing	W, 55-50
11/24/06	East Lansing	W, 85-66
12/8/07	Terre Haute	W, 83-58

MSU leads 4-0 (H: 2-0, A: 2-0)

Iona

12/30/85	New Rochelle	W, 91-68
12/12/10	East Lansing	W, 85-51

MSU leads 2-0 (H: 1-0; A: 1-0)

Iowa

2/7/76	Big Ten Champ.	W, 83-54
2/10/80	Big Ten Champ.	L, 58-63
1/7/83	East Lansing	W, 64-56
3/12/83	Iowa City	W, 70-62
1/6/84	Iowa City	L, 62-70
3/10/84	East Lansing	L, 62-72

1/18/85	Iowa City	L, 36-53
2/17/85	East Lansing	L, 55-77
1/17/86	East Lansing	L, 57-60
2/16/86	Iowa City	L, 48-61
1/30/87	Iowa City	L, 61-83
3/1/87	East Lansing	L, 49-71
2/5/88	East Lansing	L, 52-77
3/6/88	Iowa City	L, 46-52
1/8/89	Iowa City	L, 49-89
3/11/89	East Lansing	L, 63-74
1/5/90	East Lansing	W, 62-61
3/10/90	Iowa City	L, 58-86
2/1/91	Iowa City	W, 64-54
3/3/91	East Lansing	W, 49-48
1/24/92	East Lansing	L, 64-71
2/23/92	Iowa City	L, 47-40
1/31/93	East Lansing	L, 55-75
2/26/93	Iowa City	L, 46-76
1/30/94	Iowa City	L, 46-54
2/25/94	East Lansing	L, 56-63
1/15/95	East Lansing	W, 71-70 2OT
2/10/95	Iowa City	W, 62-55
1/14/96	Iowa City	L, 56-75
2/9/96	East Lansing	L, 65-71
2/2/97	Iowa City	L, 62-82
2/1/98	East Lansing	W, 66-62
1/17/98	East Lansing	W, 70-64
1/29/99	Iowa City	W, 81-69
1/20/00	Iowa City	W, 82-77
2/6/00	East Lansing	W, 74-64
2/1/01	East Lansing	L, 56-71
2/22/01	Iowa City	L, 47-50
1/24/02	Iowa City	L, 55-75
2/20/02	East Lansing	L, 59-69
2/27/03	Iowa City	W, 68-58
2/1/04	East Lansing	L, 67-78
3/5/04	Indianapolis	W, 81-54
1/9/05	East Lansing	W, 68-56
2/17/05	Iowa City	W, 67-50
1/9/06	Iowa City	L, 64-75
2/16/06	East Lansing	W, 73-71
3/3/06	Indianapolis	W, 79-58
1/14/07	Iowa City	W, 83-63
1/21/07	East Lansing	W, 67-57
1/10/07	East Lansing	W, 73-65
2/7/08	Iowa City	L, 64-82
1/29/09	East Lansing	W, 68-56
2/7/10	Iowa City	L, 66-77
3/6/10	Indianapolis	L, 54-59
1/13/11	East Lansing	W, 63-60
1/27/11	Iowa City	L, 64-66
2/12/12	Iowa City	L, 57-74
1/17/13	East Lansing	W, 65-54
1/16/14	Iowa City	W, 88-72
1/18/15	East Lansing	L, 50-52

Iowa leads 35-26 (H: 14-14, A: 9-19, N: 3-2)

Iowa State

12/29/82	East Lansing	W, 77-70
1/3/88	Ames	L, 54-67
1/3/89	East Lansing	W, 74-52
12/4/92	East Lansing	W, 76-53
3/28/09	Berkeley, Calif.	L, 68-69

MSU leads 3-2 (H: 3-0, A: 0-1, N: 0-1)

Jackson CC

2/7/78	East Lansing	W, 67-40
--------	--------------	----------

MSU leads 1-0 (H: 1-0)

Kansas

3/27/08	East Lansing	W, 58-54
---------	--------------	----------

MSU leads 1-0 (H: 1-0)

Kansas State

11/22/07	Cancun, Mexico	W, 68-65
----------	----------------	----------

MSU leads 1-0 (N: 1-0)

Kent State

2/28/81	East Lansing	W, 83-49
12/19/81	Kent	L, 69-74
12/3/02	East Lansing	W, 85-72
12/6/03	Kent	W, 55-48

MSU leads 3-1 (H: 2-0, A: 1-1)

Kentucky

12/8/89	East Lansing	L, 72-89
11/27/96	Lexington	W, 76-50
11/25/97	East Lansing	W, 71-57
3/20/06	Chicago	W, 67-63
3/22/10	Louisville, Ky.	L, 52-70

MSU leads 3-2 (H: 1-1, A: 1-0, N: 1-1)

Louisiana State

12/28/05	Baton Rouge	L, 52-72
12/17/06	East Lansing	L, 50-65
11/15/07	Baton Rouge	L, 41-64

LSU leads 3-0 (H: 0-1, A: 0-2)

Louisiana Tech

11/28/86	Lawrence, Kan.	L, 57-79
----------	----------------	----------

LTU leads 1-0 (N: 0-1)

Louisville

11/25/90	East Lansing	W, 82-73
3/17/12	College Park, Md.	L, 55-67

Series tied at 1-1 (H: 1-0, N: 0-1)

Loyola Chicago

12/14/14	Chicago	W, 77-41
----------	---------	----------

MSU leads 1-0 (A: 1-0)

Loyola Marymount

11/30/91	East Lansing	W, 82-51
----------	--------------	----------

MSU leads 1-0 (H: 1-0)

Maine

12/3/88	East Lansing	W, 60-53
---------	--------------	----------

MSU leads 1-0 (H: 1-0)

Manhattan

12/28/84	Miami, Fla.	W, 92-78
----------	-------------	----------

MSU leads 1-0 (N: 1-0)

Marist

3/23/13	College Park, Md.	W, 55-47
---------	-------------------	----------

MSU leads 1-0 (N: 1-0)

Marquette

12/2/01	Grand Rapids	W, 65-63
4/5/08	East Lansing	L, 66-81

Series tied 1-1 (H: 0-1; N: 1-0)



Spartan Records





All-Time Series Results

Maryland

11/25/05	Charlotte Amalie, USVI	L, 61-75
1/6/07	College Park	L, 57-97
3/25/13	College Park	L, 49-74
1/22/15	College Park	L, 56-85
2/16/15	East Lansing	L, 69-75
3/6/15	Hoffman Estates, Ill.	L, 60-70

Maryland leads 6-0 (A: 0-3, H: 0-1, N: 0-2)

Massachusetts

3/16/96	Storrs, Conn.	W, 60-57 OT
---------	---------------	-------------

MSU leads 1-0 (N: 1-0)

McNeese State

12/22/97	Honolulu, Hawaii	W, 78-59
----------	------------------	----------

MSU leads 1-0 (N: 1-0)

Memphis

11/30/02	Memphis	L, 56-59
----------	---------	----------

Memphis leads 1-0 (A: 0-1)

Mercer

11/29/02	Memphis, Tenn.	W, 81-62
----------	----------------	----------

MSU leads 1-0 (N: 1-0)

Miami (Fla.)

12/30/84	Miami	L, 68-78
12/19/86	East Lansing	W, 63-52
12/30/90	Miami	W, 79-73
12/1/11	East Lansing	L, 60-76

Series tied 2-2 (H: 1-1, A: 1-1)

Miami (Ohio)

2/14/75	East Lansing	L, 52-56
2/16/80	East Lansing	W, 71-70
1/30/82	Oxford	L, 65-75
12/30/82	East Lansing	L, 65-66
11/24/02	East Lansing	L, 84-86
11/30/14	East Lansing	W, 85-39

MU leads 4-2 (H: 2-3, A: 0-1)

Michigan

2/3/73	East Lansing	W, 61-24
2/13/73	Ann Arbor	W, 48-33
1/24/74	East Lansing	W, 73-35
1/22/75	Ann Arbor	W, 54-36
2/28/75	East Lansing	W, 40-33
1/20/76	East Lansing	L, 58-61
1/24/77	East Lansing	W, 63-62
2/14/77	Ann Arbor	W, 96-71
2/18/78	East Lansing	W, 80-47
3/2/78	SMAIAW Champ.	W, 83-69
2/17/79	Ann Arbor	W, 78-77
3/1/79	Big Ten Champ.	W, 73-66
1/15/80	East Lansing	W, 70-65
1/6/81	Ann Arbor	W, 71-69
1/5/82	East Lansing	L, 76-78
11/27/82	Grand Rapids	W, 83-60
2/6/83	East Lansing	W, 74-60
2/13/83	Ann Arbor	W, 77-67
2/5/84	Ann Arbor	W, 76-63
2/12/84	East Lansing	W, 68-66
1/25/85	East Lansing	W, 60-56
2/22/85	Ann Arbor	W, 77-65
1/24/86	Ann Arbor	W, 68-62
2/23/86	East Lansing	W, 75-70

1/18/87	East Lansing	W, 73-65
2/13/87	Ann Arbor	L, 69-74
1/22/88	Ann Arbor	W, 66-59
2/19/88	East Lansing	W, 79-65
1/27/89	East Lansing	W, 47-45
2/24/89	Ann Arbor	L, 48-58
1/26/90	Ann Arbor	L, 65-71 OT
2/23/90	East Lansing	L, 56-62
1/4/91	East Lansing	W, 68-63
3/7/91	Ann Arbor	W, 71-62
2/7/92	East Lansing	W, 76-55
3/6/92	Ann Arbor	W, 58-52
1/13/93	Ann Arbor	W, 65-62
2/10/93	East Lansing	W, 67-63
1/12/94	East Lansing	W, 74-62
2/9/94	Ann Arbor	W, 78-62
1/6/95	Ann Arbor	L, 75-80
2/19/95	East Lansing	W, 70-65
3/3/95	Indianapolis	W, 81-59
1/5/96	East Lansing	W, 66-65
2/18/96	Ann Arbor	W, 87-81
1/19/97	East Lansing	W, 76-67
11/22/97	East Lansing	L, 72-89
1/18/98	Ann Arbor	L, 65-81
1/20/99	Ann Arbor	L, 75-76 OT
2/14/99	East Lansing	W, 70-56
3/14/99	Ann Arbor	W, 69-68
12/30/99	Ann Arbor	L, 61-64
2/20/00	East Lansing	L, 87-90 2OT
1/25/01	East Lansing	L, 49-58
1/2/02	Ann Arbor	L, 45-58
1/30/03	East Lansing	W, 73-56
2/16/03	Ann Arbor	W, 82-55
1/18/04	East Lansing	W, 67-33
2/12/04	Ann Arbor	W, 59-54
1/2/05	Ann Arbor	W, 70-60
2/23/05	East Lansing	W, 77-34
1/1/06	East Lansing	W, 77-44
2/23/06	Ann Arbor	W, 68-42
1/18/07	Ann Arbor	W, 66-48
1/13/08	Ann Arbor	L, 55-64
1/31/08	East Lansing	W, 61-58
3/30/08	East Lansing	W, 45-40 OT
1/15/09	Ann Arbor	W, 41-37
2/19/09	East Lansing	W, 52-27
12/31/09	East Lansing	W, 86-71
2/11/10	Ann Arbor	W, 50-45
3/5/10	Indianapolis	W, 61-50
1/9/11	Ann Arbor	W, 63-56
2/13/11	East Lansing	W, 69-56
1/4/12	East Lansing	W, 60-55
2/5/12	Ann Arbor	W, 65-63
2/4/13	East Lansing	W, 61-46
2/16/13	Ann Arbor	L, 69-70
3/8/13	Hoffman Estates, Ill.	W, 62-46
1/12/14	Ann Arbor	W, 79-72
3/7/14	Indianapolis	W, 61-58
1/4/15	Ann Arbor	L, 65-74
2/5/15	East Lansing	L, 59-72
3/5/15	Hoffman Estates, Ill.	W, 69-49

MSU leads 66-18 (H: 32-7, A: 26-11, N: 8-0)

Minnesota

2/9/80	Big Ten Champ.	L, 59-64
1/16/83	Minneapolis	L, 65-75
3/4/83	East Lansing	W, 94-79
1/15/84	East Lansing	W, 92-67
3/2/84	Minneapolis	W, 66-60
1/20/85	Minneapolis	L, 70-84
2/15/85	East Lansing	L, 62-68
1/19/86	East Lansing	W, 62-60
2/15/86	Minneapolis	L, 62-73
2/1/87	Minneapolis	W, 70-64
2/27/87	East Lansing	W, 73-62
2/7/88	East Lansing	W, 65-53
3/4/88	Minneapolis	W, 73-57
1/6/89	Minneapolis	W, 82-78
3/9/89	East Lansing	W, 88-54
1/7/90	East Lansing	W, 77-52
3/8/90	Minneapolis	L, 65-66
2/3/91	Minneapolis	L, 55-58
3/1/91	East Lansing	W, 68-52
1/26/92	East Lansing	W, 75-66
2/21/92	Minneapolis	L, 68-78 OT
1/29/93	East Lansing	L, 61-70
2/28/93	Minneapolis	W, 71-54
1/28/94	Minneapolis	L, 69-82
2/27/94	East Lansing	L, 62-66
2/3/95	East Lansing	W, 69-66
2/2/96	Minneapolis	W, 81-61
1/12/97	Minneapolis	W, 76-65
2/7/97	East Lansing	W, 102-51
1/11/98	East Lansing	L, 73-81
2/6/98	Minneapolis	W, 68-60
1/22/99	East Lansing	W, 73-58
2/27/00	Minneapolis	L, 71-75 OT
1/7/01	Minneapolis	W, 66-65
2/25/01	East Lansing	W, 58-50
1/7/02	East Lansing	L, 69-70
2/24/02	Minneapolis	W, 80-72
1/23/03	East Lansing	W, 74-71
1/25/04	Minneapolis	W, 72-69
1/16/05	East Lansing	W, 62-49
2/10/05	Minneapolis	W, 79-48
3/7/05	Indianapolis	W, 55-49
1/15/06	Minneapolis	L, 58-71
2/9/06	East Lansing	W, 84-61
2/25/07	East Lansing	W, 57-50
3/2/07	Indianapolis	W, 76-58
12/28/07	East Lansing	L, 63-74
1/27/08	Minneapolis	L, 69-81
3/7/08	Indianapolis	W, 56-51
2/2/09	Minneapolis	L, 44-60
2/26/09	East Lansing	L, 51-66
1/24/10	Minneapolis	W, 66-57
2/28/10	East Lansing	W, 70-50
1/23/11	East Lansing	W, 66-54
2/27/11	Minneapolis	W, 65-51
1/19/12	Minneapolis	L, 65-71
1/3/13	East Lansing	W, 66-51
1/4/14	Minneapolis	W, 81-56
2/24/14	East Lansing	W, 75-61
2/8/15	Minneapolis	L, 79-86

MSU leads 39-21 (H: 21-7, A: 15-12, N: 3-1)

Middle Tennessee

3/22/09	East Lansing	W, 60-59
---------	--------------	----------

MSU leads 1-0 (N: 1-0)

Spartan Records



120



All-Time Series Results

Mississippi State

11/27/87 Atlanta, Ga. L, 53-63
Mississippi State leads 1-0 (N: 0-1)

Missouri

2/14/76 Columbia L, 75-80
MSU leads 1-0 (A: 0-1)

Missouri Southern

12/5/81 Warrensburg, Mo. W, 67-64
Michigan State leads 1-0 (N: 1-0)

Monmouth

11/23/01 Miami, Fla. W, 60-52
MSU leads 1-0 (N: 1-0)

Montana State

12/11/92 Green Bay, Wis. L, 64-76
Montana State leads 1-0 (N: 0-1)

Montclair State

12/16/78 University Park, Pa. L, 61-81
12/19/80 Upper Montclair L, 66-82
Montclair St. leads 2-0 (A: 0-1, N: 0-1)

Nebraska

2/23/12 East Lansing W, 73-53
1/24/13 Lincoln L, 54-59
1/9/14 East Lansing W, 70-57
2/8/14 Lincoln L, 56-76
3/8/14 Indianapolis L, 58-86
1/8/15 East Lansing L, 67-71
Series tied 2-4 (H: 2-1, A: 0-2; N: 0-1)

Niagara

11/14/08 East Lansing W, 116-50
MSU leads 1-0 (H: 1-0)

North Carolina

12/15/91 Chapel Hill L, 53-66
3/16/97 Chapel Hill L, 71-81 OT
12/19/99 Myrtle Beach, S.C. L, 65-82
12/3/09 East Lansing W, 72-66
3/25/14 Chapel Hill L, 53-62
UNC leads 3-1 (H: 1-0, A: 0-3, N: 0-1)

North Carolina A&T

11/12/11 New Rochelle, N.Y. W, 113-60
MSU leads 1-0 (N: 1-0)

UNC Charlotte

12/4/93 East Lansing L, 50-58
UNCC leads 1-0 (H: 0-1)

UNC Greensboro

12/17/91 Greensboro W, 90-71
MSU leads 1-0 (A: 1-0)

NC State

4/2/08 East Lansing W, 58-57
11/29/12 Raleigh W, 68-51
MSU leads 2-0 (H: 1-0, A: 1-0)

Northern Illinois

12/11/82 East Lansing L, 57-73
12/8/90 East Lansing W, 78-69
11/24/91 DeKalb L, 55-58
11/21/07 Cancun, Mexico W, 67-40
Series tied 2-2 (H: 1-1, A: 0-1, N: 1-0)

Northern Iowa

3/20/11 Wichita, Kan. W, 69-66
MSU leads 1-0 (N: 1-0)

Northern Kentucky

11/20/80 Cookeville, Tenn. W, 85-75
MSU leads 1-0 (N: 1-0)

Northern Michigan

2/10/73 Marquette W, 49-42
2/9/74 Marquette W, 60-18
3/5/76 Kalamazoo W, 77-63
3/2/79 Rochester W, 78-59
MSU leads 4-0 (A: 2-0, N: 2-0)

Northwestern

2/12/77 Evanston W, 58-68
1/13/78 Evanston L, 75-76
2/3/79 East Lansing W, 78-75
2/10/79 Evanston L, 66-75
1/12/80 Evanston L, 67-78
1/9/82 Evanston L, 45-73
1/9/83 East Lansing L, 70-73
3/10/83 Evanston L, 75-90
1/8/84 Evanston L, 55-64
3/8/84 East Lansing W, 83-66
2/3/85 East Lansing L, 59-77
3/1/85 Evanston L, 71-92
2/2/86 Evanston W, 80-72
2/28/86 East Lansing L, 68-70
1/25/87 East Lansing L, 62-63
2/20/87 Evanston L, 50-64
1/31/88 Evanston L, 51-59
2/26/88 East Lansing W, 76-66
1/22/89 Evanston W, 56-55
2/17/89 East Lansing W, 58-41
1/21/90 East Lansing L, 59-71
2/16/90 Evanston L, 54-55
1/13/91 East Lansing W, 82-73
2/8/91 Evanston L, 59-73
1/19/92 Evanston W, 71-69
2/14/92 East Lansing W, 68-66
2/5/93 Evanston L, 58-78
3/5/93 East Lansing L, 103-109 2OT
2/4/94 East Lansing W, 65-63
3/4/94 Evanston L, 52-69
1/20/95 Evanston L, 61-67
2/5/95 East Lansing W, 86-63
1/19/96 East Lansing W, 94-90
2/4/96 Evanston W, 60-59
1/26/97 Evanston W, 88-77
1/25/98 East Lansing W, 75-65
1/5/99 Evanston W, 73-64
2/12/99 East Lansing W, 81-69
1/6/00 Evanston L, 55-58
2/3/00 East Lansing W, 84-52
2/15/01 Evanston W, 77-68
1/27/02 East Lansing W, 75-58

1/2/03 Evanston L, 46-52
3/2/03 East Lansing W, 75-43
1/22/04 Evanston W, 67-57 OT
2/8/04 East Lansing W, 70-46
2/3/05 East Lansing W, 101-40
2/2/06 Evanston W, 79-59
2/8/07 Evanston W, 55-48
2/15/07 East Lansing W, 68-63
1/17/08 Evanston W, 74-62
2/21/08 East Lansing W, 65-40
1/8/09 East Lansing W, 64-52
1/22/09 Evanston W, 74-54
1/28/10 Evanston W, 56-52
2/14/10 East Lansing W, 68-55
2/17/11 East Lansing W, 74-60
3/4/11 Indianapolis W, 56-25
2/9/12 East Lansing W, 72-58
2/26/12 Evanston W, 76-57
1/31/13 Evanston W, 67-62
2/20/13 East Lansing W, 54-45
2/27/14 Evanston W, 76-56
12/28/14 East Lansing L, 57-61
1/11/15 Evanston L, 70-77
MSU leads 41-24 (H: 23-7, A: 17-17; N: 1-0)

Notre Dame

1/30/75 East Lansing W, 84-23
2/26/81 East Lansing W, 76-45
3/6/82 South Bend W, 68-59
2/3/84 East Lansing W, 73-72
12/20/84 South Bend L, 59-71
1/24/88 East Lansing L, 55-57
12/13/89 South Bend W, 64-48
12/7/94 South Bend W, 75-73
12/21/95 East Lansing W, 87-83 OT
12/21/98 East Lansing L, 64-75
12/11/99 South Bend L, 54-84
11/26/03 East Lansing W, 92-63
12/2/04 South Bend W, 82-73 OT
11/29/08 South Bend L, 72-78
11/19/08 East Lansing L, 67-68
11/11/13 South Bend L, 62-81
11/19/14 East Lansing L, 63-71
MSU leads 9-8 (H: 5-4, A: 4-4)

Oakland

2/18/75 East Lansing W, 58-55
1/8/76 Rochester W, 71-39
2/16/78 East Lansing W, 107-89
2/13/79 Rochester L, 55-59
2/5/80 East Lansing W, 93-76
2/29/80 East Lansing L, 66-75
3/5/81 Rochester L, 69-73
2/9/82 East Lansing L, 57-76
12/17/83 Rochester W, 85-75
12/5/01 East Lansing W, 55-53
12/5/02 Rochester W, 88-77
11/27/11 East Lansing W, 67-42
12/5/12 Rochester W, 75-43
12/15/13 East Lansing W, 80-62
11/26/14 East Lansing W, 79-64
MSU leads 11-4 (H: 6-2, A: 4-2)





All-Time Series Results

Ohio

12/12/84	East Lansing	W, 82-71
11/30/85	Athens	L, 66-83
12/9/98	East Lansing	W, 79-67
12/21/99	Athens	W, 87-78

MSU leads 3-1 (H: 2-0, A: 1-1)

Ohio State

3/7/74	SMAIAW Tourney	L, 34-55
1/23/76	East Lansing	L, 38-74
2/7/76	Big Ten Champ.	L, 60-75
2/12/77	Big Ten Champ.	L, 68-70
3/11/77	MAIAW Champ.	W, 75-63
2/11/78	Big Ten Champ.	L, 61-66
2/28/78	Columbus	L, 64-55
2/9/79	Big Ten Champ.	W, 75-69
2/24/79	East Lansing	L, 68-78
12/9/79	Columbus	W, 65-63
1/10/81	East Lansing	L, 53-66
2/6/82	Columbus	W, 65-59
1/23/83	East Lansing	L, 68-77
2/25/83	Columbus	L, 63-70
1/22/84	Columbus	L, 67-89
2/24/84	East Lansing	L, 68-71
1/4/85	Columbus	L, 77-105
3/9/85	East Lansing	L, 62-93
1/3/86	East Lansing	L, 58-72
3/8/86	Columbus	L, 63-98
1/11/87	Columbus	L, 64-76
2/6/87	East Lansing	L, 65-79
1/17/88	East Lansing	W, 74-66 OT
2/12/88	Columbus	L, 59-82
1/29/89	East Lansing	L, 56-66
2/10/89	Columbus	L, 62-69
1/14/90	Columbus	L, 58-76
2/9/90	East Lansing	L, 66-72 2OT
1/27/91	East Lansing	W, 76-74
2/22/91	Columbus	W, 92-79
2/2/92	Columbus	L, 60-66
2/28/92	East Lansing	L, 71-88
1/24/93	Columbus	L, 57-78
2/19/93	East Lansing	L, 51-88
1/23/94	East Lansing	L, 50-87
2/18/94	Columbus	W, 73-72
1/27/95	Columbus	L, 67-82
3/5/95	Indianapolis, Ind.	L, 63-70
1/26/96	East Lansing	L, 73-78
1/10/97	Columbus	W, 66-63
2/9/97	East Lansing	W, 72-64
3/1/97	Indianapolis, Ind.	W, 85-79
1/9/98	East Lansing	W, 85-56
2/8/98	Columbus	W, 74-72
2/27/98	Indianapolis, Ind.	L, 61-83
12/30/98	East Lansing	L, 60-62
2/18/99	Columbus	L, 46-85
1/2/00	East Lansing	W, 62-50
1/27/00	Columbus	L, 50-64
1/4/01	East Lansing	W, 62-60
3/1/01	Grand Rapids, Mich.	L, 48-52
1/17/02	Columbus	W, 64-49
2/28/02	Indianapolis	L, 82-89 2OT
1/9/03	Columbus	L, 65-70
2/13/03	East Lansing	W, 65-64
3/7/03	Indianapolis	L, 55-71
1/15/04	Columbus	W, 55-47

2/15/04	East Lansing	L, 53-72
1/6/05	Columbus	L, 54-68
2/20/05	East Lansing	W, 66-64
1/22/06	East Lansing	L, 65-67
2/20/06	Columbus	L, 38-69
3/5/06	Indianapolis	L, 64-68
2/18/07	Columbus	W, 62-59
12/30/07	East Lansing	W, 60-53
1/4/09	Columbus	L, 49-67
2/8/09	East Lansing	W, 52-46
1/9/10	East Lansing	L, 62-65
2/21/10	Columbus	W, 71-68 OT
1/16/11	Columbus	L, 53-67
2/24/11	East Lansing	L, 53-54
3/5/11	Indianapolis	L, 57-72
1/15/12	East Lansing	L, 56-64
2/25/13	Columbus	L, 60-67
1/26/14	Columbus	W, 82-68
2/15/14	East Lansing	W, 70-49
2/2/15	Columbus	L, 62-76

OSU leads 52-25 (H: 11-20, A: 11-21, N: 3-11)

Oklahoma

12/21/05	Norman	W, 80-60
12/16/07	East Lansing	L, 55-66

Series tied 1-1 (H: 0-1, A: 1-0)

Oklahoma State

3/16/91	Stillwater	L, 94-96 3OT
12/29/02	East Lansing	W, 91-39
12/2/03	Stillwater	L, 60-62
11/28/09	Grand Bahama Isl.	W, 93-90 2OT
12/19/13	San Juan, P.R.	L, 57-63

Series tied 2-3 (H: 1-0, A: 0-2, N: 1-1)

Old Dominion

12/2/07	Norfolk	L, 73-79
11/26/08	East Lansing, Mich.	W, 74-48

Series tied 1-1 (H: 1-0, A: 0-1)

Olivet

2/28/74	Mt. Pleasant	W, 56-26
---------	--------------	----------

MSU leads 1-0 (A: 1-0)

Oral Roberts

12/29/77	Flushing, N.Y.	L, 69-70
----------	----------------	----------

ORU leads 1-0 (A: 0-1)

Oregon

3/23/02	Eugene	L, 54-65
---------	--------	----------

Oregon leads 1-0 (A: 0-1)

Oregon State

12/5/92	East Lansing	L, 65-86
12/19/12	Las Vegas	W, 49-35

Series tied 1-1 (H: 0-1, N: 1-0)

Penn State

12/20/91	University Park	L, 55-82
2/21/93	East Lansing	L, 54-87
2/20/94	University Park	L, 71-98
12/30/94	University Park	L, 70-99
2/24/95	East Lansing	L, 64-73
12/30/95	East Lansing	L, 59-76
2/23/96	University Park	L, 57-78

12/30/96	East Lansing	W, 99-75
2/21/97	University Park	L, 65-69
12/30/97	University Park	L, 60-65
2/20/98	East Lansing	L, 60-76
1/11/99	University Park	L, 66-90
2/27/99	Indianapolis	L, 74-79
1/23/00	East Lansing	W, 71-63
1/28/01	University Park	L, 49-97
2/8/01	East Lansing	L, 58-64
1/20/02	East Lansing	W, 66-62
2/14/02	University Park	L, 59-62 OT
1/19/03	University Park	L, 70-75
2/9/03	East Lansing	L, 60-64
1/4/04	University Park	L, 62-64
2/26/04	East Lansing	L, 51-63
3/7/04	Indianapolis	L, 54-58
1/23/05	University Park	L, 56-73
3/6/05	Indianapolis	W, 83-76
1/5/06	East Lansing	W, 75-53
1/25/07	University Park	L, 58-69
2/1/07	East Lansing	W, 76-49
1/5/08	East Lansing	L, 57-69
2/17/08	University Park	W, 66-50
12/21/08	University Park	W, 67-60
1/18/09	East Lansing	W, 70-59
1/17/10	University Park	L, 60-68
2/4/10	East Lansing	W, 65-44
2/10/11	University Park	W, 60-49
1/7/12	University Park	W, 75-65
1/29/12	East Lansing	W, 83-77
1/6/13	East Lansing	L, 55-76
2/10/13	University Park	L, 56-71
3/9/13	Hoffman Estates, Ill.	W, 54-46
1/19/14	East Lansing	L, 54-66
2/11/15	University Park	W, 74-67

PSU leads 27-15 (H: 8-9, A: 5-16, N: 2-2)

Pepperdine

12/17/03	Malibu	W, 71-55
12/4/05	East Lansing	W, 82-64

MSU leads 2-0 (H: 1-0, A: 1-0)

Pittsburgh

1/20/79	Pittsburgh	L, 52-55
1/18/80	East Lansing	L, 56-78
12/21/11	Cancun, Mexico	L, 54-64

Pittsburgh leads 3-0 (H: 0-1, A: 0-1, N: 0-1)

Portland

3/14/97	Chapel Hill, N.C.	W, 75-70 OT
---------	-------------------	-------------

MSU leads 1-0 (N: 1-0)

Princeton

11/21/91	East Lansing	W, 72-59
----------	--------------	----------

MSU leads 1-0 (H: 1-0)

Providence

12/28/90	Miami, Fla.	W, 96-71
12/21/01	East Lansing	W, 64-47
12/20/02	Providence	W, 73-54
12/20/07	Providence	W, 73-35

MSU leads 4-0 (H: 1-0, A: 2-0, N: 1-0)

Spartan Records





All-Time Series Results

Purdue

2/7/78	East Lansing	W, 77-72
1/6/79	West Lafayette	W, 53-50
1/19/80	East Lansing	W, 81-62
1/17/81	West Lafayette	L, 56-63
12/12/81	East Lansing	W, 71-50
2/12/82	East Lansing	W, 85-66
1/30/83	West Lafayette	L, 73-76
2/18/83	East Lansing	W, 66-62
1/29/84	East Lansing	W, 66-59
2/17/84	West Lafayette	W, 79-62
1/11/85	East Lansing	W, 87-76
2/10/85	West Lafayette	L, 59-80
1/10/86	West Lafayette	L, 53-70
2/9/86	East Lansing	W, 69-63
1/4/87	East Lansing	W, 62-50
3/5/87	West Lafayette	L, 66-93
1/10/88	West Lafayette	W, 66-59
3/10/88	East Lansing	L, 51-69
2/5/89	East Lansing	L, 70-76
3/3/89	West Lafayette	L, 68-71
2/4/90	West Lafayette	L, 57-77
3/2/90	East Lansing	L, 73-87
1/20/91	West Lafayette	L, 51-82
2/15/91	East Lansing	L, 76-102
1/12/92	East Lansing	W, 72-65
3/12/92	West Lafayette	L, 46-78
1/7/93	East Lansing	W, 60-56
3/10/93	West Lafayette	L, 45-60
1/7/94	West Lafayette	L, 52-80
3/10/94	East Lansing	L, 44-63
1/23/95	East Lansing	L, 61-70
1/21/96	West Lafayette	L, 62-64
3/2/96	Indianapolis, Ind.	L, 66-74
1/5/97	East Lansing	W, 83-70
2/14/97	West Lafayette	L, 52-75
1/4/98	West Lafayette	L, 60-70
2/13/98	East Lansing	L, 62-67
1/15/99	West Lafayette	L, 47-70
1/31/99	East Lansing	L, 66-80
2/17/00	East Lansing	W, 84-64
2/24/00	West Lafayette	L, 41-53
1/18/01	West Lafayette	L, 34-57
2/1/02	East Lansing	L, 82-66
1/6/03	East Lansing	W, 67-62
2/20/03	West Lafayette	L, 60-65
1/8/04	East Lansing	L, 67-77
2/22/04	West Lafayette	L, 56-59
1/26/05	East Lansing	W, 71-58
1/26/06	West Lafayette	L, 53-73
1/11/07	East Lansing	L, 60-70
2/11/07	West Lafayette	W, 54-52
3/4/07	Indianapolis	L, 61-64
2/11/08	East Lansing	W, 56-54
2/24/08	West Lafayette	L, 59-69
1/1/09	West Lafayette	W, 68-62 OT
3/1/09	East Lansing	W, 57-55
1/21/10	East Lansing	W, 72-54
2/25/10	West Lafayette	W, 79-64
2/6/11	East Lansing	W, 76-57
1/23/12	West Lafayette	L, 49-67
2/19/12	East Lansing	W, 67-52 OT
3/2/12	Indianapolis	L, 64-73
1/27/13	East Lansing	L, 62-67 OT
2/28/13	West Lafayette	W, 68-61

3/10/13	Hoffman Estates, Ill.	L, 47-62
2/2/14	East Lansing	W, 89-73
2/28/15	West Lafayette	W, 61-56

Purdue leads 38-29 (H: 21-12, A: 8-22, N: 0-4)

Queens

12/28/77	Flushing, N.Y.	L, 73-74
12/15/78	University Park, Pa.	L, 66-82

Queens leads 2-0 (A: 0-1, N: 0-1)

Quinnipiac

11/23/09	Burlington, Vt.	W, 81-48
----------	-----------------	----------

MSU leads 1-0 (N: 1-0)

Rhode Island

11/29/06	East Lansing	W, 67-40
----------	--------------	----------

MSU leads 1-0 (H: 1-0)

Rice

12/18/87	East Lansing	W, 84-59
11/23/13	East Lansing	W, 81-68

MSU leads 2-0 (H: 2-0)

Richmond

11/27/10	Orlando, Fla.	W, 76-52
----------	---------------	----------

MSU leads 1-0 (N: 1-0)

Robert Morris

11/25/12	East Lansing	W, 68-35
----------	--------------	----------

MSU leads 1-0 (H: 1-0)

Rutgers

1/7/06	East Lansing	W, 73-71
1/28/07	New Brunswick	L, 57-63
3/20/07	East Lansing	L, 57-70
2/22/15	East Lansing	W, 60-50

Series tied 2-2 (H: 2-1, A: 0-1)

Samford

12/8/00	Birmingham	W, 63-35
---------	------------	----------

MSU leads 1-0 (A: 1-0)

San Diego State

12/14/79	Pomona, Calif.	W, 58-42
----------	----------------	----------

MSU leads 1-0 (N: 1-0)

Santa Clara

11/27/04	Honolulu, Hawaii	W, 81-59
----------	------------------	----------

MSU leads 1-0 (N: 1-0)

Seton Hall

12/18/80	South Orange	L, 61-71
12/29/85	South Orange	W, 79-70

Series tied 1-1 (A: 1-1)

Shaw

2/15/77	Detroit	L, 63-64
2/21/77	Detroit	W, 68-63

Series tied 1-1 (A: 1-1)

South Alabama

12/3/93	East Lansing	W, 83-54
---------	--------------	----------

MSU leads 1-0 (H: 1-0)

South Florida

12/10/05	Tampa	W, 81-66
12/3/06	East Lansing	W, 79-71

MSU leads 2-0 (H: 1-0, A: 1-0)

Southern California

1/3/92	East Lansing	L, 51-56
12/30/92	Los Angeles	L, 50-66
3/21/05	Minneapolis	W, 61-59

USC leads 2-1 (H: 0-1, A: 0-1, N: 1-0)

Southern Illinois

1/31/76	Carbondale	L, 59-67
3/9/78	East Lansing	L, 62-63
12/12/98	Carbondale	W, 66-56
11/27/99	East Lansing	W, 74-59

Series tied 2-2 (H: 1-1, A: 1-1)

Southern Methodist

11/27/98	Dallas	W, 80-71
----------	--------	----------

MSU leads 1-0 (A: 1-0)

St. Bonaventure

12/7/08	St. Bonaventure	L, 52-63
12/21/09	East Lansing	W, 67-59

Series tied 1-1 (H: 1-0, A: 0-1)

Stanford

12/28/79	Flushing, N.Y.	L, 54-59
11/24/89	Cincinnati	L, 63-73
3/29/05	Kansas City	W, 76-69

Stanford leads 2-1 (A: 0-1, N: 1-1)

Stony Brook

11/16/08	East Lansing	W, 73-42
----------	--------------	----------

MSU leads 1-0 (H: 1-0)

Syracuse

12/21/14	Orlando, Fla.	W, 89-76
----------	---------------	----------

MSU leads 1-0 (N: 1-0)

TCU

3/23/03	Storrs, Conn.	L, 47-50
11/28/04	Honolulu, Hawaii	L, 75-80

TCU leads 2-0 (N: 0-2)

Temple

12/9/89	East Lansing	W, 72-66
11/23/03	East Lansing	W, 78-40
12/29/12	East Lansing	W, 57-47
11/23/13	Philadelphia	W, 81-68

MSU leads 4-0 (H: 3-0, A: 1-0)

Tennessee

3/23/77	Minneapolis	L, 62-76
4/3/05	Indianapolis	W, 68-64
11/24/05	Charlotte Amalie, USVI	L, 55-83

UT leads 2-1 (N: 1-2)

Tennessee Tech

11/29/80	Cookeville, Tenn.	L, 83-90
----------	-------------------	----------

TTU leads 1-0 (A: 0-1)

Texas

11/23/96	East Lansing	L, 72-82
----------	--------------	----------



Spartan Records





All-Time Series Results

11/29/97	Austin	W, 80-78	OT
3/23/04	Austin	L, 61-80	
12/5/10	East Lansing	W, 71-57	
12/10/11	Austin	L, 53-61	

Texas leads 3-2 (H: 1-1, A: 1-2)

Texas A&M

11/28/98	Dallas	W, 74-59	
----------	--------	----------	--

MSU leads 1-0 (H: 1-0)

Texas A&M-Corpus Christi

12/19/04	East Lansing	W, 62-56	
----------	--------------	----------	--

MSU leads 1-0 (H: 1-0)

Texas-Arlington

11/19/06	East Lansing	W, 65-49	
11/11/12	East Lansing	W, 83-39	

MSU leads 2-0 (H: 2-0)

Texas Tech

12/21/88	Berkeley, Calif.	L, 64-78	
12/20/12	Las Vegas	W, 50-48	OT

Series tied 1-1 (A: 0-1, N: 1-0)

Toledo

12/15/82	Toledo	L, 47-63	
12/15/83	East Lansing	W, 77-68	
11/30/94	East Lansing	L, 72-79	
12/9/95	Toledo	L, 74-86	
11/26/02	East Lansing	L, 55-58	
12/13/03	Toledo	W, 72-49	

UT leads 4-2 (H: 1-2, A: 1-2)

Utah

3/24/77	Minneapolis	L, 62-63	
11/26/04	Honolulu, Hawaii	W, 56-54	

Series tied 1-1 (N: 1-1)

Vanderbilt

1/15/97	East Lansing	W, 82-51	
12/3/97	Nashville	L, 51-63	
3/27/05	Kansas City	W, 76-64	

MSU leads 2-1 (H: 1-0, A: 0-1, N: 1-0)

Vermont

12/29/93	Mt. Pleasant, Mich.	W, 71-58	
12/21/04	East Lansing	W, 85-57	
12/21/10	East Lansing	W, 67-33	

MSU leads 3-0 (H: 2-0, N: 1-0)

Victoria

12/29/83	Provo, Utah	W, 96-45	
----------	-------------	----------	--

MSU leads 1-0 (N: 1-0)

Villanova

3/15/00	East Lansing	W, 74-62	
11/11/11	New Rochelle, N.Y.	L, 64-75	

Series tied 1-1 (H: 1-0, N: 0-1)

Virginia

12/29/90	Miami, Fla.	L, 74-91	
----------	-------------	----------	--

UVA leads 1-0 (N: 0-1)

Virginia State

2/21/82	Greenville, N.C.	W, 104-58	
---------	------------------	-----------	--

MSU leads 1-0 (N: 1-0)

Virginia Tech

12/19/94	San Juan, P.R.	L, 61-63	
11/25/00	Tallahassee, Fla.	L, 36-50	
11/18/12	East Lansing	W, 57-29	
12/7/13	Blacksburg	L, 66-72	

VT leads 3-1 (H: 1-0, A: 0-1; N: 0-2)

Washington

12/19/87	East Lansing	L, 57-79	
12/11/09	East Lansing	W, 69-52	

Series tied 1-1 (H: 1-1)

Wayne State

1/29/74	East Lansing	W, 68-22	
2/6/75	East Lansing	W, 62-47	
1/12/76	East Lansing	L, 74-87	
3/5/76	Kalamazoo	W, 91-76	
2/7/77	East Lansing	W, 76-66	
1/3/78	East Lansing	W, 91-36	
1/16/79	Detroit	W, 63-48	
2/18/80	East Lansing	W, 84-72	
3/1/80	East Lansing	W, 68-56	
2/24/81	Detroit	W, 66-61	
2/23/82	East Lansing	W, 68-62	

MSU leads 10-1 (H: 7-1, A: 3-0)

Western Carolina

11/20/05	East Lansing	W, 84-61	
----------	--------------	----------	--

MSU leads 1-0 (H: 1-0)

Western Illinois

2/16/74	Macomb	W, 56-45	
2/1/75	East Lansing	W, 50-45	
2/13/76	Macomb	W, 89-52	
12/18/76	East Lansing	W, 79-67	

MSU leads 4-0 (H: 2-0, A: 2-0)

Western Kentucky

12/19/95	East Lansing	W, 87-63	
12/7/96	Bowling Green	L, 77-83	
11/26/10	Orlando, Fla.	W, 59-51	

MSU leads 2-1 (H: 1-0, A: 0-1; N: 1-0)

Western Michigan

2/20/73	East Lansing	L, 46-54	
2/19/74	Kalamazoo	W, 48-47	
3/1/74	Mt. Pleasant, Mich.	L, 51-55	
2/11/75	East Lansing	W, 61-56	
2/12/76	Kalamazoo	L, 55-89	
1/25/77	East Lansing	L, 63-66	
3/4/77	Allendale, Mich.	W, 68-53	
1/31/78	Kalamazoo	L, 44-51	
3/4/78	Rochester, Mich.	W, 67-55	
1/30/79	East Lansing	L, 63-65	
1/29/80	Kalamazoo	L, 56-66	
1/27/81	East Lansing	W, 71-68	
11/28/81	Grand Rapids	W, 72-68	
1/26/82	Kalamazoo	W, 74-62	
11/26/82	Grand Rapids	L, 60-77	

11/26/83	Kalamazoo	W, 66-65	
12/17/84	East Lansing	W, 73-70	
11/25/95	East Lansing	W, 93-71	
11/22/09	Grand Rapids	W, 74-51	
12/10/10	Kalamazoo	W, 62-50	
11/17/11	East Lansing	W, 80-45	

MSU leads 13-8 (H: 5-3, A: 4-3, N: 4-2)

William Penn

12/4/81	Warrensburg, Mo.	L, 69-85	
---------	------------------	----------	--

WPU leads 1-0 (A: 0-1)

Wisconsin

2/6/76	Big Ten Champ.	W, 77-46	
1/14/78	Madison	W, 65-63	
1/13/79	East Lansing	W, 57-52	
12/30/80	Madison	W, 74-62	
2/27/82	East Lansing	W, 76-60	
1/14/83	Madison	L, 59-77	
3/6/83	East Lansing	L, 70-76	
1/13/84	East Lansing	L, 66-67	
3/4/84	Madison	L, 68-88	
2/1/85	East Lansing	W, 65-64	
3/3/85	Madison	L, 72-82	
1/31/86	Madison	W, 58-55	
3/2/86	East Lansing	W, 77-75	
1/23/87	East Lansing	W, 77-53	
2/22/87	Madison	W, 71-57	
1/29/88	Madison	W, 65-58	
2/28/88	East Lansing	W, 68-58	
1/20/89	Madison	L, 69-71	
2/19/89	East Lansing	W, 71-67	
1/19/90	East Lansing	W, 73-43	
2/18/90	Madison	W, 61-55	
1/11/91	East Lansing	W, 89-73	
2/10/91	Madison	L, 75-78	
1/17/92	Madison	L, 63-79	
2/16/92	East Lansing	L, 58-73	
1/15/93	Madison	L, 65-75	
2/14/93	East Lansing	W, 81-67	
1/14/94	East Lansing	W, 62-59	
2/13/94	Madison	L, 85-92	
1/13/95	East Lansing	W, 78-68	
2/12/95	Madison	W, 78-62	
3/4/95	Indianapolis, Ind.	W, 87-79	
1/12/96	Madison	L, 59-82	
2/11/96	East Lansing	W, 76-65	
1/31/97	East Lansing	W, 64-53	
1/30/98	Madison	L, 65-72	
1/8/99	East Lansing	W, 77-74	
2/7/99	Madison	L, 68-73	OT
3/17/99	Madison	L, 69-70	OT
1/9/00	East Lansing	W, 75-61	
2/13/00	Madison	L, 69-77	
3/22/00	Madison	L, 45-77	
1/11/01	East Lansing	L, 56-72	
2/4/01	Madison	L, 49-69	
1/10/02	East Lansing	L, 78-86	OT
1/30/02	Madison	W, 58-57	
2/6/03	Madison	W, 58-43	
2/5/04	East Lansing	W, 72-47	
1/13/05	East Lansing	W, 74-66	
2/13/05	Madison	W, 84-60	

Spartan Records





All-Time Series Results

1/12/06	Madison	W, 69-63
2/12/06	East Lansing	W, 53-47
12/31/06	East Lansing	W, 56-46
1/2/08	Madison	L, 71-84
1/25/09	East Lansing	W, 59-50
2/22/09	Madison	L, 51-54
3/6/09	Indianapolis	L, 50-56
12/28/09	Madison	L, 54-62
1/14/10	East Lansing	L, 45-48
1/6/11	East Lansing	W, 62-43
2/3/11	Madison	W, 73-70 OT
2/16/12	Madison	W, 62-46
3/3/13	East Lansing	W, 54-48
1/30/14	East Lansing	W, 71-67
2/20/14	Madison	W, 76-66
1/15/15	East Lansing	W, 77-71

Wisconsin-Green Bay

12/5/00	East Lansing	W, 74-60
12/15/01	Green Bay	W, 68-53
3/22/11	Wichita, Kan.	L, 56-65

MSU leads 2-1 (H: 1-0, A: 1-0; N: 0-1)

Wisconsin-Lacrosse

3/8/74	Terre Haute, Ind.	L, 41-53
3/12/77	West Lafayette, Ind.	W, 80-75

Series tied 1-1 (N: 1-1)

Wisconsin-Milwaukee

12/12/92	Milwaukee	W, 61-48
3/18/06	Chicago	W, 65-46
12/8/10	East Lansing	W, 55-48
11/22/11	Milwaukee	W, 70-57
12/1/12	East Lansing	W, 81-50

MSU leads 5-0 (H: 2-0; A: 2-0, N: 1-0)

Wright State

12/4/87	East Lansing	W, 67-61
---------	--------------	----------

MSU leads 1-0 (H: 1-0)

Xavier

12/14/08	Cincinnati	L, 66-71
12/9/09	East Lansing	W, 66-53

Series tied 1-1 (H: 1-0, A: 0-1)

Yale

11/24/95	East Lansing	W, 76-53
----------	--------------	----------

MSU leads 1-0 (H: 1-0)



Spartan Records



Michigan State leads the overall series with Wisconsin 40-25, including winning the last six games.





Year-by-Year Results

1972-73

Mikki Baile, head coach
Overall Record: 6-3

Table with 3 columns: Date, Score, Opponent. Rows include 1/30/73 31-38 L Eastern Michigan, 2/3/73 61-24 W MICHIGAN, 2/8/73 47-40 W CALVIN, 2/10/73 49-42 W Northern Michigan, 2/13/73 48-33 W Michigan, 2/15/73 44-42 W CENTRAL MICHIGAN, 2/20/73 46-54 L WESTERN MICHIGAN, 2/23/73 L Calvin, 2/27/73 51-38 W OT ADRIAN

1973-74

Mikki Baile, head coach
Overall Record: 13-4

Table with 3 columns: Date, Score, Opponent. Rows include 1/24/74 73-35 W MICHIGAN, 1/29/74 68-22 W WAYNE STATE, 2/2/74 58-37 W CENTRAL MICHIGAN, 2/5/74 58-34 W EASTERN MICHIGAN, 2/7/74 41-44 L Calvin, 2/9/74 60-18 W Northern Michigan, 2/12/74 51-48 W OT GRAND VALLEY, 2/14/74 55-22 W Adrian, 2/16/74 56-45 W Western Illinois, 2/19/74 48-47 W Western Michigan, 2/21/74 47-36 W CALVIN, 2/27/74 46-31 W Central Michigan, 2/28/74 56-26 W Olivet*, 3/1/74 51-55 L Western Michigan*, 3/2/74 47-45 W Central Michigan*, 3/7/74 34-55 L Ohio State @, 3/8/74 41-53 L Wis.-LaCrosse @ * SMAIAW Tournament (Mt. Pleasant, Mich.) @ MAIAW Tournament (Terre Haute, Ind.)

1974-75

Mikki Baile, head coach
Overall Record: 13-5

Table with 3 columns: Date, Score, Opponent. Rows include 1/22/75 54-36 W Michigan, 1/24/75 40-50 L Central Michigan, 1/28/75 42-55 L CALVIN, 1/30/75 84-23 W NOTRE DAME, 2/1/75 50-45 W WESTERN ILLINOIS, 2/4/75 55-52 W EASTERN MICHIGAN, 2/6/75 62-47 W WAYNE STATE, 2/8/75 78-60 W Grand Valley, 2/11/75 61-56 W WESTERN MICHIGAN, 2/14/75 52-56 L MIAMI (OHIO), 2/15/75 71-67 W BALL STATE, 2/18/75 58-55 W OAKLAND, 2/20/75 68-72 L CALVIN, 2/25/75 63-55 W CENTRAL MICHIGAN, 2/27/75 59-51 W ADRIAN*, 2/28/75 40-33 W MICHIGAN*, 2/29/75 55-83 L CALVIN*, 3/1/75 65-41 W EASTERN MICHIGAN* * SMAIAW Championship

1975-76

Dominic Marino, head coach
Overall Record: 6-16

Table with 3 columns: Date, Score, Opponent. Rows include 1/8/76 71-39 W Oakland, 1/10/76 49-70 L Ball State, 1/12/76 74-87 L WAYNE STATE, 1/17/76 30-56 L Grand Valley State, 1/20/76 58-61 L MICHIGAN, 1/23/76 38-74 L OHIO STATE, 1/29/76 62-63 L Calvin, 1/30/76 51-68 L Central Michigan, 1/31/76 59-67 L Southern Illinois, 2/3/76 55-65 L EASTERN MICHIGAN, 2/6/76 77-46 W Wisconsin @, 2/7/76 83-54 W Iowa @, 2/7/76 60-75 L Ohio State @, 2/12/76 55-89 L Western Michigan, 2/13/76 89-52 W Western Illinois, 2/14/76 75-80 L Missouri, 2/19/76 58-62 L CALVIN, 2/23/76 81-82 L CENTRAL MICHIGAN, 3/5/76 77-63 W Northern Michigan*, 3/5/76 91-76 W Wayne State*, 3/6/76 65-75 L Central Michigan*, 3/6/76 42-64 L Grand Valley* @ Big Ten Championship (Champaign, Ill.) * SMAIAW Championship (Kalamazoo, Mich.)

1976-77

Karen Langeland, head coach
Overall Record: 23-6

Table with 3 columns: Date, Score, Opponent. Rows include 12/3/76 53-54 L Grand Valley, 12/18/76 79-67 W WESTERN ILLINOIS, 1/13/77 90-60 W GRAND VALLEY, 1/18/77 74-46 W CALVIN, 1/19/77 95-62 W ILLINOIS ST. (#20), 1/24/77 63-62 W MICHIGAN, 1/25/77 63-66 L WESTERN MICHIGAN, 2/1/77 66-44 W Eastern Michigan, 2/5/77 88-67 W Adrian, 2/7/77 76-66 W WAYNE STATE, 2/9/77 68-51 W Central Michigan, 2/11/77 74-43 W Illinois @, 2/12/77 68-58 W Northwestern @, 2/12/77 68-70 L Ohio State @, 2/14/77 96-71 W Michigan, 2/15/77 63-64 L Shaw, 2/17/77 71-43 W Calvin, 2/19/77 79-64 W CENTRAL MICHIGAN, 2/21/77 68-63 W Shaw, 2/26/77 85-65 W Ball State, 3/2/77 78-66 W Eastern Michigan*, 3/3/77 64-52 W Central Michigan*, 3/4/77 68-53 W Western Michigan*, 3/10/77 96-61 W Cincinnati @, 3/11/77 75-63 W Ohio State %, 3/12/77 65-49 W Grand Valley %, 3/12/77 90-75 W Wis.-LaCrosse %, 3/23/77 62-76 L Tennessee # (#5), 3/24/77 62-63 L Utah # @ Big Ten Championship (West Lafayette, Ind.) * SMAIAW Championship (Allendale, Mich.) % MAIAW Championship (West Lafayette, Ind.) # AIAW Championship (Minneapolis) (# — Associated Press ranking)

1977-78

Karen Langeland, head coach
Overall Record: 21-7

Table with 3 columns: Date, Score, Opponent. Rows include 12/20/77 65-57 W Grand Valley, 12/27/77 94-41 W Concordia I, 12/28/77 73-74 L Queens I (#6), 12/29/77 69-70 L Oral Roberts I, 1/3/78 91-36 W WAYNE STATE, 1/13/78 75-76 L Northwestern, 1/14/78 65-63 W Wisconsin, 1/20/78 70-59 W Indiana State, 1/21/78 84-74 W Illinois State, 1/24/78 68-61 W Central Michigan, 1/31/78 44-51 L Western Michigan, 2/2/78 78-60 W EASTERN MICHIGAN, 2/3/78 90-71 W GRAND VALLEY, 2/7/78 67-40 W JACKSON CC, 2/11/78 57-44 W Illinois @, 2/11/78 61-66 L Ohio State @, 2/12/78 79-58 W Indiana @, 2/16/78 107-89 W OAKLAND, 2/17/78 77-72 W PURDUE, 2/18/78 80-47 W MICHIGAN, 2/21/78 72-53 W CALVIN, 2/24/78 84-66 W BALL STATE, 2/25/78 57-44 W INDIANA, 2/28/78 64-55 L Ohio State, 3/2/78 83-69 W Michigan*, 3/3/78 66-58 W Central Michigan*, 3/4/78 67-55 W Western Michigan*, 3/9/78 62-63 L SO. ILLINOIS %

! Queens College Tournament (Flushing, N.Y.) @ Big Ten Championship (West Lafayette, Ind.) * SMAIAW Championship (Rochester, Mich.) % MAIAW Championship (# — Associated Press ranking)

1978-79

Karen Langeland, head coach
Overall Record: 15-11

Table with 3 columns: Date, Score, Opponent. Rows include 12/15/78 66-82 L Queens I (#12), 12/16/78 61-81 L Montclair State I (#17), 12/19/78 68-62 W GRAND VALLEY, 1/6/79 53-50 W Purdue, 1/9/79 68-61 W Grand Valley, 1/12/79 55-50 W INDIANA STATE, 1/13/79 57-52 W WISCONSIN, 1/16/79 63-48 W Wayne State, 1/19/79 51-70 L Edinboro State, 1/20/79 52-55 L Pittsburgh, 1/23/79 70-56 W CENTRAL MICHIGAN, 1/27/79 79-42 W ILLINOIS STATE, 1/30/79 63-65 L WESTERN MICHIGAN, 2/3/79 78-75 W NORTHWESTERN, 2/6/79 60-61 L DETROIT, 2/9/79 55-52 W Indiana @, 2/9/79 75-69 W Ohio State @, 2/10/79 66-75 L Northwestern @, 2/13/79 55-59 L Oakland, 2/16/79 42-48 L Indiana, 2/17/79 78-77 W Michigan, 2/20/79 66-33 W Calvin, 2/24/79 68-78 L OHIO STATE, 3/1/79 73-66 W Michigan*, 3/2/79 78-59 W Northern Michigan*, 3/3/79 59-66 L Detroit*

! Lady Lion Classic (University Park, Pa.) @ Big Ten Championship (Bloomington, Ind.) * SMAIAW Championship (Rochester, Mich.) (# — Associated Press ranking)

Spartan Records





Year-by-Year Results

1979-80

Karen Langeland, head coach
Overall Record: 18-11

12/9/79	65-63	W	Ohio State
12/13/79	71-64	W	Cal State-Fullerton !
12/14/79	58-42	W	San Diego State !
12/15/79	65-75	L	Cal-Poly Pomona !
12/20/79	66-84	L	Detroit (#16)
12/27/79	63-73	L	Fordham %
1/28/80	54-59	L	Stanford %
1/5/80	72-58	W	ILLINOIS
1/10/80	72-65	W	GRAND VALLEY
1/12/80	67-78	L	Northwestern
1/15/80	70-65	W	MICHIGAN
1/18/80	56-78	L	PITTSBURGH
1/19/80	81-62	W	PURDUE
1/21/80	63-52	W	Central Michigan
1/26/80	63-65	L	Illinois State
1/29/80	56-66	L	Western Michigan
2/5/80	93-76	W	OAKLAND
2/8/80	54-47	W	Indiana @
2/9/80	59-64	L	Minnesota @
2/10/80	58-63	L	Iowa @
2/15/80	73-71	W2OT	INDIANA
2/16/80	71-70	W	MIAMI (OHIO)
2/18/80	84-72	W	WAYNE STATE
2/23/80	74-64	W	EDINBORO STATE
2/28/80	70-64	W	EASTERNMICHIGAN*
2/29/80	66-75	L	OAKLAND *
3/1/80	68-56	W	WAYNE STATE *

! Cal Poly-Pomona Invitational (Pomona, Calif.)
% Queens College Tournament (Flushing, N.Y.)
@ Big Ten Championship
* SMAIAW Championship
(# — Associated Press ranking)

1981-82

Karen Langeland, head coach
Overall Record: 15-11
Big Ten Record: 6-3 (t-5th)

11/27/81	72-74	L	Central Michigan !
11/28/81	72-68	W	Western Michigan !
12/4/81	69-85	L	William Penn %
12/5/81	67-64	W	Missouri Southern %
12/12/81	71-50	W	PURDUE
12/19/81	69-74	L	Kent State
1/2/82	67-65	W	INDIANA
1/5/82	76-78	L	MICHIGAN
1/8/82	60-52	W	DePaul
1/9/82	45-73	L	Northwestern
1/13/82	77-75	W	Eastern Michigan
1/16/82	77-73	W	ILLINOIS
1/19/82	71-56	W	Central Michigan
1/23/82	58-81	L	Illinois State
1/29/82	74-62	W	Western Michigan
1/30/82	65-75	L	Miami (Ohio)
2/4/82	60-73	L	Detroit
2/6/82	65-59	W	Ohio State
2/9/82	57-76	L	OAKLAND
2/12/82	85-66	W	PURDUE @
2/12/82	64-79	L	ILLINOIS @
2/20/82	72-79	L	East Carolina &
2/21/82	104-58	W	Virginia State &
2/23/82	68-62	W	WAYNE STATE
2/27/82	76-60	W	WISCONSIN
3/6/82	68-59	W	Notre Dame

! Grand Rapids Press Invitational (Grand Rapids)
% Dial Classic
@ Big Ten Championship
& East Carolina Invitational (Greenville, N.C.)

1983-84

Karen Langeland, head coach
Overall Record: 18-10
Big Ten Record: 10-8 (t-5th)

11/26/83	66-65	W	Western Michigan
11/30/83	88-50	W	Eastern Michigan
12/3/83	76-72	W	CENTRAL MICHIGAN
12/12/83	65-64	W	Cleveland State
12/15/83	77-68	W	TOLEDO
12/17/83	85-75	W	Oakland
12/21/83	66-81	L	Detroit
12/29/83	96-45	W	Victoria !
12/30/83	71-98	L	Brigham Young !
1/6/84	62-70	L	Iowa
1/8/84	55-64	L	Northwestern
1/13/84	66-67	L	WISCONSIN
1/15/84	92-67	W	MINNESOTA
1/20/84	58-76	L	Indiana
1/22/84	67-89	L	Ohio State
1/27/84	89-81	W OT	ILLINOIS
1/29/84	66-59	W	PURDUE
2/3/84	73-72	W	NOTRE DAME
2/5/84	76-63	W	Michigan
2/12/84	68-66	W	MICHIGAN
2/17/84	79-62	W	Purdue
2/19/84	71-64	W	Illinois
2/24/84	68-71	L	OHIO STATE
2/26/84	60-57	W	INDIANA
2/28/84	66-60	W	Minnesota
3/4/84	68-88	L	Wisconsin
3/8/84	83-66	W	NORTHWESTERN
3/10/84	62-72	L	IOWA

! Dial Classic

1980-81

Karen Langeland, head coach
Overall Record: 13-9

11/28/80	85-75	W	Northern Kentucky !
11/29/80	83-90	L	Tennessee-Tech !
12/18/80	61-71	L	Seton Hall
12/19/80	66-82	L	Montclair State
12/23/80	80-64	W	Grand Valley
12/30/80	74-62	W	Wisconsin
1/6/81	71-69	W	Michigan
1/10/81	53-66	L	OHIO STATE
1/13/81	73-67	W	EASTERNMICHIGAN
1/16/81	58-66	L	Indiana
1/17/81	56-63	L	Purdue
1/20/81	69-61	W	CENTRAL MICHIGAN
1/24/81	73-71	W	ILLINOIS ST. (#20)
1/25/81	60-55	W	DePaul
1/27/81	71-68	W	WESTERNMICHIGAN
1/31/81	79-90	L	Illinois
2/3/81	58-49	W	DETROIT
2/13/81	71-89	L	Indiana @
2/24/81	66-61	W	Wayne State
2/26/81	76-45	W	NOTRE DAME
2/28/81	83-49	W	KENT STATE
3/5/81	69-73	L	Oakland *

! Tennessee Tech Tournament (Cookeville, Tenn.)
@ Big Ten Championship
* SMAIAW Championship
(# — Associated Press ranking)

1982-83

Karen Langeland, head coach
Overall Record: 11-16
Big Ten Record: 7-11 (7th)

11/26/82	60-77	L	Western Michigan !
11/27/82	83-60	L	Michigan !
12/4/82	73-82	L	ILLINOIS STATE
12/11/82	57-73	L	NORTHERN ILLINOIS
12/15/82	47-63	L	Toledo
12/18/82	70-60	W	EASTERNMICHIGAN
12/22/82	63-45	W	DETROIT
12/29/82	77-70	W	IOWA STATE %
12/30/82	65-66	L	MIAMI (OHIO) %
1/7/83	64-56	W	IOWA
1/9/83	70-73	L	NORTHWESTERN
1/14/83	59-77	L	Wisconsin
1/16/83	65-75	L	Minnesota
1/21/83	57-71	L	INDIANA
1/23/83	68-77	L	OHIO STATE
1/28/83	60-72	L	Illinois
1/30/83	73-76	L	Purdue
2/6/83	74-60	W	MICHIGAN
2/13/83	77-67	W	Michigan
2/18/83	66-62	W	PURDUE
2/20/83	64-61	W	ILLINOIS
2/25/83	63-70	L	Ohio State
2/27/83	68-79	L	Indiana
3/4/83	94-79	W	MINNESOTA
3/6/83	70-76	L	WISCONSIN
3/10/83	75-90	L	Northwestern
3/12/83	70-62	W	Iowa

! Grand Rapids Press Invitational (Grand Rapids)
% Dial Classic

1984-85

Karen Langeland, head coach
Overall Record: 11-16
Big Ten Record: 4-14 (9th)

11/24/84	74-71	W	Dayton
12/1/84	80-47	W	CLEVELAND STATE
12/8/84	67-64	W	Central Michigan
12/12/84	82-71	W	OHIO
12/17/84	73-70	W	WESTERNMICHIGAN
12/20/84	59-71	L	Notre Dame
12/22/84	85-84	W	DETROIT
12/28/84	92-78	W	Manhattan !
12/30/84	68-78	L	Miami (Fla.) !
1/4/85	77-105	L	Ohio State (#9)
1/6/85	50-64	L	Indiana
1/11/85	87-76	W	PURDUE
1/13/85	86-88	L	ILLINOIS
1/18/85	36-53	L	Iowa
1/20/85	70-84	L	Minnesota
1/25/85	60-56	W	MICHIGAN
2/1/85	65-64	W	WISCONSIN
2/3/85	59-77	L	NORTHWESTERN
2/8/85	64-73	L	Illinois
2/10/85	59-80	L	Purdue
2/15/85	62-68	L	MINNESOTA
2/17/85	55-77	L	IOWA
2/22/85	77-65	W	Michigan
3/01/85	71-92	L	Northwestern
3/3/85	72-82	L	Wisconsin
3/7/85	63-64	L	INDIANA
3/9/85	62-93	L	OHIO STATE (#7)

! Miami (Fla.) Court Classic (Miami)
(# — Associated Press ranking)



Spartan Records





Year-by-Year Results

1985-86

Karen Langeland, head coach
Overall Record: 15-12
Big Ten Record: 9-9 (t-5th)

11/23/85 78-66 W	ILLINOIS STATE
11/30/85 66-83 L	Ohio
12/7/85 76-86 L	CENTRAL MICHIGAN
12/15/85 72-65 W	AKRON
12/18/85 72-73 L	Detroit
12/20/85 79-67 W	DAYTON
12/22/85 80-78 W	BOWLING GREEN
12/29/85 79-70 W	Seton Hall
12/30/85 91-68 W	Iona
1/3/86 58-72 L	OHIO STATE (#14)
1/5/86 76-61 W	INDIANA
1/10/86 53-70 L	Purdue
1/12/86 72-81 L	Illinois
1/17/86 57-60 L	IOWA (#16)
1/19/86 62-60 W	MINNESOTA
1/24/86 68-62 W	Michigan
1/31/86 58-55 W	Wisconsin
2/2/86 80-72 W	Northwestern
2/7/86 64-83 L	ILLINOIS
2/9/86 69-63 W	PURDUE
2/14/86 62-73 L	Minnesota
2/16/86 48-61 L	Iowa (#14)
2/23/86 75-70 W	MICHIGAN
2/28/86 68-70 L	NORTHWESTERN
3/2/86 82-69 W	WISCONSIN
3/6/86 77-75 W	Indiana
3/8/86 63-98 L	Ohio State (#13)

(# — Associated Press ranking)

1986-87

Karen Langeland, head coach
Overall Record: 16-12
Big Ten Record: 8-10 (6th)

11/28/86 57-79 L	Louisiana Tech I (#2)
11/29/86 66-45 W	Central Missouri St. I
12/3/86 95-72 W	Central Michigan
12/14/86 77-69 W	DETROIT
12/16/86 71-65 W	Illinois State
12/19/86 63-52 W	MIAMI (Fla.) %
12/20/86 65-54 W	CENTRAL MICHIGAN %
12/23/86 91-68 W	Bowling Green
12/30/86 59-63 L	OT Dayton
1/2/87 66-76 L	ILLINOIS (#17)
1/4/87 62-50 W	PURDUE
1/9/87 79-67 W	Indiana
1/11/87 64-76 L	Ohio State (#18)
1/15/87 91-49 W	Akron
1/18/87 73-65 W	MICHIGAN
1/23/87 77-53 W	WISCONSIN
1/25/87 62-63 L	NORTHWESTERN
1/30/87 61-83 L	Iowa (#13)
2/1/87 70-64 W	Minnesota
2/6/87 65-79 L	OHIO STATE (#11)
2/8/87 64-70 L	INDIANA
2/13/87 69-74 L	Michigan
2/20/87 50-64 L	Northwestern
2/22/87 71-57 W	Wisconsin
2/27/87 73-62 W	MINNESOTA
3/1/87 49-71 L	IOWA (#10)
3/5/87 66-93 L	Purdue
3/7/87 67-65 W	Illinois

! Lady Jayhawk Dial Classic (Lawrence, Kan.)
% Felpausch/MSU Holiday Classic
(# — Associated Press ranking)

1987-88

Karen Langeland, head coach
Overall Record: 16-12
Big Ten Record: 12-6 (4th)

11/27/87 53-63 L	Mississippi State !
11/28/87 61-53 W	Georgia State !
12/4/87 67-61 W	Wright State &
12/5/87 79-50 W	Eastern Michigan &
12/12/87 63-66 L	ILLINOIS STATE
12/18/87 84-59 W	RICE %
12/19/87 57-79 L	WASHINGTON% (#15)
12/30/87 52-69 L	BOWLING GREEN
1/3/88 54-67 L	Iowa State
1/8/88 57-50 W	Illinois
1/10/88 66-59 W	Purdue
1/15/88 61-55 W	INDIANA
1/17/88 74-66 W	OT OHIO STATE (#8)
1/22/88 66-59 W	Michigan
1/24/88 55-57 L	NOTRE DAME
1/29/88 65-58 W	Wisconsin
1/31/88 51-59 L	Northwestern
2/5/88 52-77 L	IOWA (#1)
2/7/88 65-53 W	MINNESOTA
2/12/88 59-82 L	Ohio State (#9)
2/14/88 57-67 L	Indiana
2/19/88 79-65 W	MICHIGAN
2/26/88 76-66 W	NORTHWESTERN
2/28/88 68-58 W	WISCONSIN
3/4/88 73-57 W	Minnesota
3/6/88 46-52 L	Iowa (#2)
3/10/88 51-69 L	PURDUE
3/12/88 81-68 W	ILLINOIS

! Georgia State Tournament (Atlanta)
& Eastern Michigan Tournament (Ypsilanti, Mich.)
% Felpausch/MSU Holiday Classic
(# — Associated Press ranking)

1988-89

Karen Langeland, head coach
Overall Record: 15-13
Big Ten Record: 9-9 (t-4th)

11/25/88 54-64 L	Illinois State !
11/26/88 80-54 W	Dayton !
11/29/88 72-66 W	Central Michigan
12/2/88 62-60 W	DRAKE %
12/3/88 60-53 W	MAINE %
12/10/88 64-58 W	Bowling Green
12/17/88 52-66 L	GEORGIA (#2)
12/20/88 54-64 L	California &
12/21/88 64-78 L	Texas Tech &
1/3/89 74-52 W	IOWA STATE
1/6/89 82-78 W	Minnesota
1/8/89 49-89 L	Iowa (#6)
1/13/89 59-44 W	INDIANA
1/20/89 69-71 L	Wisconsin
1/22/89 56-55 W	Northwestern
1/27/89 47-45 W	MICHIGAN
1/29/89 56-66 L	OHIO STATE
2/3/89 66-48 W	ILLINOIS
2/5/89 70-76 L	PURDUE (#9)
2/10/89 62-69 L	Ohio State
2/12/89 66-65 W	Indiana
2/17/89 58-41 W	NORTHWESTERN
2/19/89 71-67 W	WISCONSIN
2/24/89 48-58 L	Michigan
3/3/89 68-71 L	Purdue (#11)
3/5/89 65-82 L	Illinois
3/9/89 88-54 W	MINNESOTA
3/11/89 63-74 L	IOWA (#8)

! Colorado Coors Classic (Boulder, Colo.)

% Felpausch/MSU Holiday Classic
& Golden Bear Classic (Berkeley, Calif.)
(# — Associated Press ranking)

1989-90

Karen Langeland, head coach
Overall Record: 11-17
Big Ten Record: 7-11 (6th)

11/24/89 63-73 L	Stanford ! (#3)
11/25/89 63-50 W	Cincinnati !
11/29/89 71-60 W	CENTRAL MICHIGAN
12/8/89 72-89 L	KENTUCKY %
12/9/89 72-66 W	TEMPLE %
12/13/89 64-48 W	Notre Dame
12/16/89 66-90 L	Georgia (#4)
12/18/89 64-75 L	Clemson
12/21/89 61-63 L	BOWLING GREEN
12/30/89 55-71 L	Illinois State
1/5/90 62-61 W	IOWA (#7)
1/7/90 77-52 W	MINNESOTA
1/12/90 64-56 W	Indiana
1/14/90 58-76 L	Ohio State
1/19/90 73-43 W	WISCONSIN
1/21/90 59-71 L	NORTHWESTERN (#20)
1/26/90 65-71 L	OT Michigan
2/2/90 65-70 L	Illinois
2/4/90 57-77 L	Purdue (#10)
2/9/90 66-72 L	OT OHIO STATE
2/11/90 72-38 W	INDIANA
2/16/90 54-55 L	Northwestern (#15)
2/18/90 61-55 W	Wisconsin
2/23/90 56-62 L	MICHIGAN
3/2/90 73-87 L	PURDUE (#16)
3/4/90 66-62 W	ILLINOIS
3/8/90 65-66 L	Minnesota
3/10/90 58-86 L	Iowa (#10)

! Hall of Fame Tournament (Cincinnati)
% Felpausch/MSU Holiday Classic
(# — Associated Press ranking)

1990-91

Karen Langeland, head coach
Overall Record: 21-8
Big Ten Record: 13-5 (t-2nd)
NCAA Tournament Second Round

11/24/90 108-71 W	GEORGETOWN %
11/25/90 82-73 W	LOUISVILLE %
11/27/90 55-56 L	Central Michigan
12/8/90 78-69 W	NO. ILLINOIS (#18)
12/11/90 78-66 W	Bowling Green
12/15/90 79-72 W	ILLINOIS STATE
12/18/90 82-63 W	Cleveland State
12/28/90 96-71 W	Providence # (#21)
12/29/90 74-91 L	Virginia # (#1)
12/30/90 79-73 W	Miami (Fla.) #
1/4/91 68-63 W	MICHIGAN
1/11/91 89-73 W	WISCONSIN
1/13/91 82-73 W	NORTHWESTERN (#11)
1/18/91 72-60 W	Illinois
1/20/91 51-82 L	Purdue (#8)
1/25/91 61-57 W	INDIANA
1/27/91 76-74 W	OHIO STATE
2/1/91 64-54 W	Iowa (#25)
2/3/91 55-58 L	Minnesota
2/8/91 59-73 L	Northwestern (#18)
2/10/91 75-78 L	Wisconsin
2/15/91 76-102 L	PURDUE (#6)
2/17/91 77-48 W	ILLINOIS
2/22/91 92-79 W	Ohio State
2/24/91 82-73 W	Indiana

Spartan Records





Year-by-Year Results

3/1/91 68-52 W MINNESOTA
3/3/91 49-48 W IOWA (#21)
3/7/91 71-62 W Michigan
3/16/91 94-96 L 3OT Oklahoma St. @ (#25)
% Felpausch/MSU Holiday Classic
Pepsi/Church's Holiday Classic (Miami)
@ NCAA Second Round (Stillwater, Okla.)
(# — Associated Press ranking)

2/26/93 46-76 L Iowa (#2)
2/28/93 71-54 W Minnesota
3/5/93 103-109 L ZOT NORTHWESTERN
3/7/93 85-69 W ILLINOIS
3/10/93 45-60 L Purdue
3/13/93 54-74 L Indiana
% Felpausch/MSU Holiday Classic
UW-Green Bay Tournament (Green Bay)
@ USC Christmas Challenge (Los Angeles)
(# — Associated Press ranking)

2/12/95 78-62 W Wisconsin (#25)
2/17/95 94-65 W Illinois
2/19/95 70-65 W MICHIGAN
2/24/95 64-73 L PENN STATE
2/26/95 59-78 L Indiana
3/3/95 81-59 W Michigan @
3/4/95 87-79 W Wisconsin @
3/5/95 63-70 L Ohio State @
% Felpausch/MSU Holiday Classic
San Juan Shootout (San Juan, Puerto Rico)
@ Big Ten Tournament (Indianapolis)
(# — Associated Press ranking)

1991-92

Karen Langeland, head coach

Overall Record: 14-14

Big Ten Record: 8-10 (t-6th)

11/22/91 64-52 W Illinois State
11/24/91 55-58 L Northern Illinois
11/29/91 72-59 W PRINCETON %
11/30/91 82-51 W LOY.MARYMOUNT %
12/3/91 106-71 W CLEVELAND STATE
12/15/91 53-66 L North Carolina
12/17/91 90-71 W UNC Greensboro
12/20/91 55-82 L Penn State (#9)
12/30/91 71-63 W BOWLING GREEN
1/3/92 51-56 L USC
1/10/92 74-68 W ILLINOIS
1/12/92 72-65 W PURDUE (#10)
1/17/92 63-79 L Wisconsin
1/19/92 71-69 W Northwestern (#14)
1/24/92 64-71 L IOWA (#5)
1/26/92 75-66 W MINNESOTA
1/31/92 61-59 W OT Indiana
2/2/92 60-66 L Ohio State
2/7/92 76-55 W MICHIGAN
2/14/92 68-66 W NORTHWESTERN
2/16/92 58-73 L WISCONSIN (#25)
2/21/92 68-78 L OT Minnesota
2/23/92 47-70 L Iowa (#7)
2/28/92 71-88 L OHIO STATE
3/1/92 67-74 L INDIANA
3/6/92 58-52 W Michigan
3/12/92 46-78 L Purdue (#12)
3/14/92 69-83 L Illinois *
% Felpausch/MSU Holiday Classic
* played at Parkland College - Champaign, Ill.
(# — Associated Press ranking)

1992-93

Karen Langeland, head coach

Overall Record: 10-17

Big Ten Record: 6-12 (8th)

12/1/92 66-59 W CENTRAL MICHIGAN
12/4/92 76-53 W IOWA STATE %
12/5/92 65-86 L OREGON STATE %
12/11/92 64-76 L Montana State #
12/12/92 61-48 W Wis.-Milwaukee #
12/19/92 63-43 W ILLINOIS STATE
12/29/92 57-82 L UCLA @
12/30/92 50-66 L USC @ (#14)
1/2/93 46-89 L Arizona
1/7/93 60-56 W PURDUE (#10)
1/13/93 65-62 W Michigan
1/15/93 65-75 L Wisconsin
1/24/93 57-78 L Ohio State (#8)
1/29/93 61-70 L MINNESOTA
1/31/93 55-75 L IOWA (#3)
2/5/93 58-78 L Northwestern
2/7/93 65-78 L Illinois
2/10/93 67-63 W MICHIGAN
2/14/93 81-67 W WISCONSIN
2/19/93 51-88 L OHIO STATE (#7)
2/21/93 54-87 L PENN STATE (#5)

1993-94

Karen Langeland, head coach

Overall Record: 12-15

Big Ten Record: 7-11 (t-7th)

11/26/93 51-60 L Illinois State
11/29/93 59-60 L Central Michigan
12/3/93 83-54 W SOUTH ALABAMA %
12/4/93 50-58 L CHARLOTTE %
12/8/93 64-65 L Bowling Green
12/18/93 70-62 W DAYTON
12/29/93 71-58 W Vermont #
12/30/93 62-36 W Duquesne #
1/2/94 70-59 W DETROIT
1/7/94 52-80 L Purdue (#16)
1/12/94 74-62 W MICHIGAN
1/14/94 62-59 W WISCONSIN
1/23/94 50-87 L OHIO STATE (#18)
1/28/94 69-82 L Minnesota
1/30/94 46-54 L Iowa (#4)
2/4/94 65-63 W NORTHWESTERN
2/6/94 71-56 W ILLINOIS
2/9/94 78-62 W Michigan
2/13/94 85-92 L Wisconsin
2/18/94 73-72 W Ohio State
2/20/94 71-98 L Penn State (#2)
2/25/94 56-63 L IOWA (#14)
2/27/94 62-66 L MINNESOTA
3/4/94 52-69 L Northwestern
3/6/94 74-81 L Illinois
3/10/94 44-63 L PURDUE (#10)
3/12/94 73-51 W INDIANA
% Felpausch/MSU Holiday Classic
CMU/Comfort Inn Classic (Mt. Pleasant, Mich.)
(# — Associated Press ranking)

1994-95

Karen Langeland, head coach

Overall Record: 16-12

Big Ten Record: 8-8 (t-5th)

11/25/94 89-63 W BROWN %
11/26/94 91-72 W HOUSTON %
11/30/94 72-79 L TOLEDO
12/3/94 90-67 W Dayton
12/7/94 75-73 W Notre Dame
12/10/94 92-72 W Eastern Michigan
12/19/94 61-63 L Virginia Tech #
12/20/94 70-75 L Detroit #
12/21/94 82-69 W Florida State #
12/30/94 70-99 L Penn State (#5)
1/6/95 75-80 L Michigan
1/8/95 71-74 L INDIANA
1/13/95 78-68 W WISCONSIN (#24)
1/15/95 71-70 W ZOT IOWA
1/20/95 61-67 L Northwestern
1/23/95 61-70 L PURDUE (#19)
1/27/95 67-82 L Ohio State
2/3/95 69-66 W MINNESOTA
2/5/95 86-63 W NORTHWESTERN
2/10/95 62-55 W Iowa

1995-96

Karen Langeland, head coach

Overall Record: 18-11

Big Ten Record: 9-7 (5th)

NCAA Tournament Second Round

11/24/95 76-53 W YALE %
11/25/95 93-71 W WESTERN MICH. %
11/29/95 82-69 W Detroit
12/2/95 75-68 W George Mason \$
12/3/95 52-67 L Duke \$ (#19/20)
12/6/95 54-52 W Illinois State
12/9/95 74-86 L Toledo
12/16/95 72-57 W EASTERN MICHIGAN
12/19/95 87-63 W W. KENTUCKY
12/21/95 87-83 W OT NOTRE DAME
12/30/95 59-76 L PENN STATE (#7/8)
1/5/96 66-65 W MICHIGAN
1/8/96 83-76 W Indiana
1/12/96 59-82 L Wisconsin (#17/21)
1/14/96 56-75 L Iowa (#10/11)
1/19/96 94-90 W NWESTERN (#17/12)
1/21/96 62-64 L Purdue (#21/22)
1/26/96 73-78 L OHIO STATE
2/2/96 81-61 W Minnesota
2/4/96 60-59 W Northwestern (#23/22)
2/9/96 65-71 L IOWA (#5/5)
2/11/96 76-65 W WISCONSIN (#8/11)
2/16/96 67-61 W ILLINOIS
2/18/96 87-81 W Michigan
2/23/96 57-78 L Penn State (#11/11)
2/25/96 66-52 W INDIANA
3/2/96 66-74 L Purdue @ (#17/18)
3/16/96 60-57 W OT Massachusetts!
3/18/96 68-88 L Connecticut + (#2/3)
% Felpausch/MSU Holiday Classic
\$ Duke Classic (Durham, N.C.)
@ Big Ten Tournament (Indianapolis)
! NCAA First Round (Storrs, Conn.)
+ NCAA Second Round (Storrs, Conn.)
(# — Associated Press/USA Today ranking)

Spartan Records



Year-by-Year Results

1996-97

Karen Langeland, head coach
Overall Record: 22-8

Big Ten Record: 12-4 (1-1st)

Big Ten Regular Season Tri-Champions
NCAA Tournament Second Round
Final Ranking: #24 AP/#21 USA Today

11/23/96	72-82	L	TEXAS (#21/21)
11/27/96	76-50	W	Kentucky
11/30/96	78-64	W	CENTRAL MICHIGAN
12/4/96	80-52	W	BOWLING GREEN
12/7/96	77-83	L	W. Kentucky (#14/17)
12/14/96	66-64	W	ILLINOIS STATE
12/17/96	74-48	W	Fresno State
12/20/96	91-71	W	California-Irvine %
12/21/96	93-62	W	California %
12/28/96	62-54	W	INDIANA
12/30/96	99-75	W	PENN STATE (#22/15)
1/3/97	81-90	L	Illinois
1/5/97	83-70	W	PURDUE
1/10/97	66-63	W	Ohio State
1/12/97	76-65	W	Minnesota
1/15/97	82-51	W	VANDERBILT (#7/7)
1/19/97	76-67	W	MICHIGAN
1/26/97	88-77	W	Northwestern
1/31/97	64-53	W	WISCONSIN (#16/10)
2/2/97	62-82	L	Iowa
2/7/97	102-51	W	MINNESOTA
2/9/97	72-64	W	OHIO STATE
2/14/97	52-75	L	Purdue
2/16/97	78-75	W	ILLINOIS (#20/19)
2/21/97	65-69	L	Penn State
2/23/97	93-79	W	Indiana
3/1/97	85-79	W	Ohio State @
3/2/97	66-77	L	Illinois @ (#18/20)
3/14/97	75-70	OT	Portland @ (#NR/25)
3/16/97	71-81	L	OT North Carolina! (#18/20)

% Oakland Tribune Classic (Berkeley, Calif.)
@ Big Ten Tournament (Indianapolis)
+ NCAA First Round (Chapel Hill, N.C.)
! NCAA Second Round (Chapel Hill, N.C.)
(# — Associated Press/USA Today ranking)

1997-98

Karen Langeland, head coach
Overall Record: 11-16
Big Ten Record: 5-11 (9th)

11/21/97	87-67	W	FRESNO STATE %
11/22/97	72-89	L	MICHIGAN %
11/25/97	71-57	W	KENTUCKY
11/29/97	80-78	W	OT Texas
12/3/97	51-63	L	Vanderbilt (#5/5)
12/6/97	73-91	L	Bowling Green
12/14/97	89-82	W	Central Michigan
12/19/97	80-74	W	UC Santa Barbara \$
12/20/97	68-75	L	Hawai'i \$
12/22/97	78-59	W	McNeese State \$
12/28/97	63-81	L	Indiana
12/30/97	60-65	L	Penn State
1/2/98	67-82	L	ILLINOIS (#13/13)
1/4/98	60-70	L	Purdue (#24/NR)
1/9/98	85-56	W	OHIO STATE
1/11/98	73-81	L	MINNESOTA
1/18/98	65-81	L	Michigan
1/25/98	76-65	W	NORTHWESTERN
1/30/98	65-72	L	Wisconsin (#20/18)
2/1/98	66-62	W	IOWA
2/6/98	68-60	W	Minnesota
2/8/98	74-72	W	Ohio State
2/13/98	62-67	L	PURDUE

2/15/98	51-98	L	Illinois (#9/10)
2/20/98	60-76	L	PENN STATE
2/22/98	75-83	L	INDIANA
2/27/98	61-83	L	Ohio State @

% Felpausch/MSU Holiday Classic
\$ Ala Moana Hotel Paradise Classic (Honolulu)
@ Big Ten Tournament (Indianapolis)
(# — Associated Press/USA Today ranking)

1998-99

Karen Langeland, head coach
Overall Record: 17-14
Big Ten Record: 8-8 (t-6th)

11/13/98	62-70	L	BUTLER
11/15/98	73-48	W	CENTRAL MICHIGAN
11/22/98	74-80	L	OT Boston College %
11/27/98	80-71	W	Southern Methodist #
11/28/98	74-59	W	Texas A&M #
12/1/98	78-70	W	DETROIT
12/5/98	60-64	L	Illinois State
12/9/98	79-67	W	OHIO
12/12/98	66-56	W	Southern Illinois
12/21/98	64-75	L	NOTRE DAME (#7/7)
12/30/98	60-62	L	OHIO STATE
1/5/99	73-64	W	Northwestern
1/8/99	77-74	W	WISCONSIN
1/11/99	66-90	L	Penn State (#20/20)
1/15/99	47-70	L	Purdue (#3/3)
1/17/98	70-64	W	IOWA
1/20/99	75-76	L	OT Michigan
1/22/99	73-58	W	MINNESOTA
1/24/99	60-82	L	ILLINOIS
1/29/99	81-69	W	Iowa
1/31/99	66-80	L	PURDUE (#2/2)
2/5/99	86-69	W	Indiana
2/7/99	68-73	L	OT Wisconsin
2/12/99	81-69	W	NORTHWESTERN
2/14/99	70-56	W	MICHIGAN
2/18/99	46-85	L	Ohio State
2/26/99	88-69	W	Indiana @
2/27/99	74-79	L	Penn State @ (#15/15)
3/1/99	76-65	W	AKRON +
3/14/99	69-68	W	Michigan !
3/17/99	69-70	L	OT Wisconsin *

% Reebok Classic (Boston)
Southwestern Bell Cotton Bowl Trn. (Dallas)
@ Big Ten Tournament (Indianapolis)
+ WNIT - First Round
! WNIT Second Round (Ann Arbor, Mich.)
* WNIT Quarterfinals (Madison, Wis.)
(# — Associated Press/USA Today ranking)

1999-00

Karen Langeland, head coach
Overall Record: 19-12
Big Ten Record: 8-8 (t-5th)

11/19/99	100-63	W	APPALACHIAN ST. %
11/20/99	73-72	W	ALABAMA %
11/24/99	74-52	W	Detroit
11/27/99	74-59	W	SOUTHERN ILLINOIS
12/2/99	91-65	W	ILLINOIS STATE
12/5/99	84-64	W	Butler
12/8/99	87-62	W	Central Michigan
12/11/99	54-84	L	Notre Dame (#7/6)
12/17/99	83-68	W	DAYTON
12/19/99	65-82	L	North Carolina @ (#10/11)
12/21/99	87-78	W	Ohio
12/30/99	61-64	L	Michigan
1/2/00	62-50	W	OHIO STATE
1/6/00	55-58	L	Northwestern

1/9/00	75-61	W	WISCONSIN
1/13/00	78-56	W	INDIANA
1/20/00	82-77	W	Iowa
1/23/00	71-63	W	PENN STATE (#4/4)
1/27/00	50-64	L	Ohio State
1/30/00	66-86	L	Illinois (#21/18)
2/3/00	84-52	W	NORTHWESTERN
2/6/00	74-64	W	IOWA
2/13/00	69-77	L	Wisconsin
2/17/00	84-64	W	PURDUE (#21/21)
2/20/00	87-90	L	2OT MICHIGAN
2/24/00	41-53	L	Purdue (#21/21)
2/27/00	71-75	L	OT Minnesota
3/3/00	67-72	L	Illinois @
3/15/00	74-62	W	VILLANOVA +
3/18/00	88-83	W	Cincinnati !
3/22/00	45-77	L	Wisconsin *

% Felpausch/MSU Classic
\$ game played in Myrtle Beach, S.C.
@ Big Ten Tournament (Indianapolis)
+ WNIT First Round
! WNIT Second Round (Cincinnati)
* WNIT Quarterfinals (Madison, Wis.)
(# — Associated Press/USA Today ranking)

2000-01

Joanne P. McCallie, head coach
Overall Record: 10-18
Big Ten Record: 4-12 (9th)

11/17/00	76-50	W	ARKANSAS STATE %
11/18/00	61-63	L	BOSTON COLLEGE %
11/25/00	36-50	L	Virginia Tech &
11/26/00	101-52	W	Chicago State &
11/30/00	76-63	W	DETROIT
12/3/00	59-66	L	Eastern Michigan \$
12/5/00	74-60	W	WIS.-GREEN BAY
12/8/00	63-35	W	Samford
12/10/00	53-54	L	Alabama
12/17/00	57-61	L	Dayton
12/20/00	81-52	W	CENTRAL MICHIGAN
12/31/00	54-71	L	Indiana
1/4/01	62-60	W	OHIO STATE
1/7/01	66-65	W	Minnesota
1/11/01	56-72	L	WISCONSIN
1/14/01	59-72	L	ILLINOIS
1/18/01	34-57	L	Purdue (#6/6)
1/25/01	49-58	L	MICHIGAN
1/28/01	49-97	L	Penn State (#19/15)
2/1/01	56-71	L	IOWA
2/4/01	49-69	L	Wisconsin (#25/NR)
2/8/01	58-64	L	PENN STATE (#16/16)
2/11/01	50-52	L	INDIANA
2/15/01	77-68	W	Northwestern
2/18/01	50-52	L	Illinois
2/22/01	47-50	L	Iowa
2/25/01	58-50	W	MINNESOTA
3/1/01	48-52	L	Ohio State @

% Spartan Chevrolet Classic
& Seminole Classic (Tallahassee, Fla.)
\$ played at Grand Rapids, Mich.
@ Big Ten Tournament (Grand Rapids, Mich.)
(# — Associated Press/USA Today ranking)

Spartan Records





Year-by-Year Results

2001-02

Joanne P. McCallie, head coach
Overall Record: 19-13
Big Ten Record: 6-10 (t-9th)

11/16/01	50-42	W	BUFFALO %
11/17/01	67-63	W	UCLA %
11/20/01	70-59	W	Arkansas State
11/23/01	60-52	W	Monmouth &
11/24/01	56-69	L	Florida International &
11/28/01	62-61	W	Detroit
12/2/01	65-63	W	Marquette \$
12/5/01	55-53	W	OAKLAND
12/15/01	68-53	W	UW-Green Bay
12/21/01	64-47	W	PROVIDENCE
12/30/01	47-50	L	INDIANA
1/2/02	45-58	L	Michigan (#18/17)
1/5/02	70-49	W	GEORGIA (#8/7)
1/7/02	69-70	L	MINNESOTA
1/10/02	78-86	L 2OT	WISCONSIN (#5/9)
1/13/02	66-72	L	Illinois
1/17/02	64-49	W	Ohio State
1/20/02	66-62	W	PENN STATE
1/24/02	55-75	L	Iowa
1/27/02	75-58	W	NORTHWESTERN
1/30/02	58-57	W	Wisconsin (#15/13)
2/1/02	66-82	L	PURDUE (#7/8)
2/3/02	55-67	L	Indiana
2/9/02	62-57	W	ILLINOIS
2/14/02	59-62	L OT	Penn State
2/20/02	59-69	L	IOWA
2/24/02	80-72	W	Minnesota (#14/19)
2/28/02	82-89	L 2OT	Ohio State @
3/14/02	87-76	W	DEPAUL +
3/16/02	70-57	W	Illinois !
3/19/02	79-61	W	ALABAMA *
3/23/02	54-65	L	Oregon ^
% Spartan Chevrolet Classic			
& Florida International Tournament (Miami)			
\$ played at Grand Rapids, Mich.			
@ Big Ten Tournament (Indianapolis)			
+ WNIT First Round			
! WNIT Second Round (Champaign, Ill.)			
* WNIT Quarterfinals			
^ WNIT Semifinals (Eugene, Ore.)			
(# — Associated Press/USA Today ranking)			

2002-03

Joanne P. McCallie, head coach
Overall Record: 17-12
Big Ten Record: 10-6 (t-4th)
NCAA Tournament

11/23/02	82-68	W	FRESNO STATE %
11/24/02	84-86	L	MIAMI (OHIO) %
11/26/02	55-58	L	TOLEDO
11/29/02	81-62	W	Mercer &
11/30/02	56-59	L	Memphis &
12/3/02	85-72	W	KENT STATE
12/5/02	88-77	W	Oakland
12/17/02	61-64	L	Georgia (#20/20)
12/20/02	73-54	W	Providence
12/29/02	91-39	W	OKLAHOMA STATE
1/2/03	46-52	L	Northwestern
1/6/03	67-62	W	PURDUE (#7/6)
1/9/03	65-70	L	Ohio State (#23/NR)
1/12/03	72-49	W	DETROIT
1/16/03	70-44	W	INDIANA
1/19/03	70-75	L	Penn State (#13/15)
1/23/03	74-71	W	MINNESOTA (#10/10)
1/26/03	64-53	W	Indiana
1/30/03	73-56	W	MICHIGAN

2/6/03	58-43	W	Wisconsin
2/9/03	60-64	L	PENNSTATE (#13/14)
2/13/03	65-64	W	OHIO STATE (#22/24)
2/16/03	82-55	W	Michigan
2/20/03	60-65	L	Purdue (#11/10)
2/24/03	65-75	L	ILLINOIS
2/27/03	68-58	W	Iowa
3/2/03	75-43	W	NORTHWESTERN
3/7/03	55-71	L	Ohio State @
3/23/03	47-50	L	TCU !
% Spartan Chevrolet Classic			
& Lady Tiger Thanksgiving Classic (Memphis)			
@ Big Ten Tournament (Indianapolis)			
! NCAA Tournament First Round (Storrs, Conn.)			
(# — Associated Press/USA Today ranking)			

2003-04

Joanne P. McCallie, head coach
Overall Record: 22-9
Big Ten Record: 10-6 (t-4th)
NCAA Tournament Second Round

11/22/03	74-68	W	DAVIDSON %
11/23/03	78-40	W	TEMPLE %
11/26/03	92-63	W	NOTRE DAME (#17/20)
11/28/03	79-62	W	EASTERN MICHIGAN
12/2/03	60-62	L	Oklahoma State
12/6/03	55-48	W	Kent State
12/13/03	72-49	W	Toledo
12/17/03	71-55	W	Pepperdine
12/19/03	47-43	W	UCLA
12/29/03	55-43	W	CINCINNATI
1/2/04	59-41	W	INDIANA
1/4/04	62-64	L	Penn State (#10/9)
1/8/04	67-77	L	PURDUE (#10/11)
1/12/04	64-41	W	DETROIT
1/15/04	55-47	W	Ohio State (#NR/22)
1/18/04	67-33	W	MICHIGAN
1/22/04	67-57	W OT	Northwestern
1/25/04	72-69	W	Minnesota (#9/9)
1/29/04	58-56	W	Illinois
2/1/04	67-78	L	IOWA
2/5/04	72-47	W	WISCONSIN
2/8/04	70-46	W	NORTHWESTERN
2/12/04	59-54	W	Michigan
2/15/04	53-72	L	OHIO STATE
2/22/04	56-59	L	Purdue (#5/5)
2/26/04	51-63	L	PENN STATE (#6/7)
2/29/04	60-51	W OT	Indiana
3/5/04	81-54	L	Iowa @
3/7/04	54-58	L	Penn State @ (#5/5)
3/21/04	72-60	W	Arizona !
3/23/04	61-80	L	Texas ! (#4/4)
% Dean Trailways of Michigan Spartan Classic			
@ Big Ten Tournament (Indianapolis)			
! NCAA First and Second Rounds (Austin, Texas)			
(# — Associated Press/USA Today ranking)			

2004-05

Joanne P. McCallie, head coach
Overall Record: 33-4
Big Ten Record: 14-2 (t-1st)
Big Ten Regular Season Co-Champions
Big Ten Tournament Champion
NCAA Tournament National Finalist
Final Ranking: #2 USA Today

11/20/04	77-42	W	CENTRAL CONN. %
11/21/04	82-78	W OT	BC % (#18/17)
11/26/04	56-54	W	Utah #
11/27/04	81-59	W	Santa Clara #
11/28/04	75-80	L	TCU #

12/2/04	82-73	W OT	Notre Dame (#3/3)
12/4/04	77-61	W	Cincinnati
12/9/04	85-45	W	EASTERN ILLINOIS
12/11/04	73-64	W	Detroit
12/19/04	62-56	W	TEXAS A&M-CC
12/21/04	85-57	W	VERMONT
12/29/04	67-51	W	Connecticut (#11/11)
1/2/05	70-60	W	Michigan
1/6/05	54-68	L	Ohio State (#9/9)
1/9/05	68-56	W	IOWA (#18/17)
1/13/05	74-66	W	WISCONSIN
1/16/05	62-49	W	MINNESOTA (#11/12)
1/19/05	62-42	W	Illinois
1/23/05	56-73	L	Penn State
1/26/05	71-58	W	PURDUE (#NR/24)
1/30/05	52-40	W	Indiana
2/3/05	101-40	W	NORTHWESTERN
2/6/05	68-59	W	ILLINOIS
2/10/05	79-48	W	Minnesota (#12/13)
2/13/05	84-60	W	Wisconsin
2/17/05	67-60	W	Iowa
2/20/05	66-64	W	OHIO STATE (#2/3)
2/23/05	77-34	W	MICHIGAN
3/4/05	61-50	W OT	Illinois @
3/6/05	83-76	W	Penn State @ (#23/24)
3/7/05	55-49	W	Minnesota @ (#12/15)
3/19/05	73-41	W	Alcorn State !
3/21/05	61-59	W	USC !
3/27/05	76-64	W	Vanderbilt \$ (#18/18)
3/29/05	76-69	W	Stanford \$ (#1/1)
4/3/05	68-64	W	Tennessee & (#3/3)
4/5/05	62-84	L	Baylor ^ (#5/6)
% Dean Trailways of Michigan Spartan Classic			
# Rainbow Wahine Classic (Honolulu)			
@ Big Ten Tournament (Indianapolis)			
! NCAA First & Second Rounds (Minneapolis)			
% NCAA Regional (Kansas City, Mo.)			
& NCAA National Semifinal (Indianapolis)			
^ NCAA National Championship (Indianapolis)			
(# — Associated Press/USA Today ranking)			

2005-06

Joanne P. McCallie, head coach
Overall Record: 24-10
Big Ten Record: 11-5 (t-3rd)
NCAA Tournament Regional Semifinal
Final Ranking: #16 AP/#17 USA Today

11/18/05	86-55	W	UCSANTABARBARA
11/20/05	84-61	W	WESTERN CAROLINA
11/24/05	55-83	L	Tennessee * (#2/1)
11/25/05	61-75	L	Maryland * (#10/10)
11/26/05	60-45	W	Gonzaga *
12/4/05	82-64	W	PEPPERDINE
12/7/05	77-52	W	DETROIT
12/10/05	81-66	W	South Florida
12/17/05	76-53	W	HOUSTON
12/21/05	80-60	W	Oklahoma (#16/17)
12/28/05	52-72	L	LSU (#3/3)
12/30/05	75-50	W	CENTRAL MICHIGAN
1/1/06	77-44	W	MICHIGAN
1/5/06	75-53	W	PENN STATE
1/7/06	73-71	W	RUTGERS (#8/8)
1/9/06	64-75	L	Iowa
1/12/06	69-63	W	Wisconsin
1/15/06	58-71	L	Minnesota (#17/14)
1/19/06	72-61	W	ILLINOIS
1/22/06	65-67	L	OHIO STATE (#7/7)
1/26/06	53-73	L	Purdue (#8/8)
1/29/06	65-59	W	INDIANA
2/2/06	79-59	W	Northwestern
2/5/06	57-51	W	Illinois

Spartan Records





Year-by-Year Results

2/9/06 84-61 W MINNESOTA (#11/10)
2/12/06 53-47 W WISCONSIN
2/16/06 73-71 W IOWA
2/20/06 38-69 L Ohio State (#6/7)
2/23/06 68-42 W Michigan
3/3/06 79-58 W Iowa %
3/5/06 64-68 L Ohio State % (#5/6)
3/18/06 65-46 W Wis.-Milwaukee #
3/20/06 67-63 W Kentucky #
3/26/06 61-86 L Duke & (#4/4)
* Paradise Jam (U.S. Virgin Islands)
% Big Ten Tournament (Indianapolis)
^ NCAA First & Second Rounds (Chicago)
& NCAA Regionals (Bridgeport, Conn.)
(# — Associated Press/USA Today ranking)

2006-07

Joanne P. McCallie, head coach
Overall Record: 24-9
Big Ten Record: 13-3 (3rd)
NCAA Tournament Second Round
Final Ranking: #24 AP/#25 USA Today

11/17/06 68-51 W BUCKNELL
11/19/06 65-49 W UT ARLINGTON
11/22/06 85-57 L HOFSTRA
11/24/06 85-68 W INDIANA STATE
11/26/06 68-55 W Houston
11/29/06 67-40 W RHODE ISLAND
12/3/06 79-71 W SOUTH FLORIDA
12/9/06 58-45 W Hartford \$
12/17/06 50-65 L LSU (#7/7)
12/20/06 69-45 W UC Santa Barbara
12/22/06 73-69 W OT Cal State Northridge
12/28/06 74-49 W INDIANA
12/31/06 56-46 W WISCONSIN
1/4/07 64-56 W OT Indiana
1/6/07 57-97 L Maryland (#1/1)
1/11/07 60-70 L PURDUE (#13/13)
1/14/07 83-63 W Iowa
1/18/07 66-48 W Michigan
1/21/07 67-57 W IOWA
1/25/07 58-69 L Penn State
1/28/07 57-63 L Rutgers
2/1/07 76-49 W PENN STATE
2/4/07 80-70 W ILLINOIS
2/8/07 55-48 W Northwestern
2/11/07 54-52 W Purdue (#13/13)
2/15/07 68-63 W NORTHWESTERN
2/18/07 62-59 W Ohio State (#4/5)
2/22/07 46-56 L Illinois
2/25/07 57-50 W MINNESOTA
3/2/07 76-68 W Minnesota %
3/4/07 61-64 L Purdue %
3/18/07 69-58 W Delaware &
3/20/07 57-70 L Rutgers &
\$ Spartan Clash (Auburn Hills, Mich.)
% Big Ten Tournament (Indianapolis)
& NCAA First & Second Rounds (East Lansing)
(# — Associated Press/USA Today ranking)

2007-08

Suzy Merchant, head coach
Overall Record: 23-14
Big Ten Record: 10-8 (1-5th)

11/9/07 65-35 W IUPUI %
11/11/07 73-53 W EVANSVILLE %
11/15/07 41-64 L LSU ^ (#4/4)
11/21/07 67-40 W Northern Illinois &
11/22/07 68-65 W Kansas State &
11/26/07 65-62 W Delaware State

11/29/07 68-51 W CLEMSON #
12/2/07 73-79 W Old Dominion
12/8/07 83-58 W Indiana State
12/16/07 55-66 L OKLAHOMA (#9/9)
12/20/07 73-35 W Providence
12/22/07 51-54 L Hartford
12/28/07 63-74 L MINNESOTA
12/30/07 60-53 W OHIO STATE (#17/18)
1/2/08 71-84 L Wisconsin
1/5/08 57-69 L PENN STATE
1/10/08 73-65 W IOWA
1/13/08 55-64 L Michigan
1/17/08 74-62 W Northwestern
1/20/08 56-70 L INDIANA
1/24/08 65-62 W Illinois
1/27/08 69-81 L Minnesota
1/31/08 61-58 W MICHIGAN
2/7/08 64-82 L Iowa
2/11/08 56-54 W PURDUE
2/14/08 72-68 W Indiana
2/17/08 66-50 W Penn State
2/21/08 65-40 W NORTHWESTERN
2/24/08 59-69 L Purdue
2/28/08 54-46 W ILLINOIS
3/7/08 56-51 W Minnesota !
3/8/08 41-56 L Illinois !
3/22/08 74-66 W BOWLING GREEN @
3/27/08 58-54 W KANSAS @
3/30/08 45-40 W OT MICHIGAN @
4/2/08 58-57 W NC STATE @
4/5/08 66-81 L MARQUETTE @
% Preseason WNIT (East Lansing)
^ Preseason WNIT (Baton Rouge, La.)
& Caribbean Challenge (Cancun, Mexico)
Big Ten/ACC Challenge
! Big Ten Tournament (Indianapolis)
@ WNIT (East Lansing)
(# — Associated Press/USA Today ranking)

2008-09

Suzy Merchant, head coach
Overall Record: 22-11
Big Ten Record: 13-5 (1-2nd)
NCAA Tournament Regional Semifinal
Final Ranking: #22 USA Today

11/14/08 116-50 W NIAGARA
11/16/08 73-41 W STONY BROOK
11/19/08 85-48 W DETROIT
11/22/08 60-52 W OT Dartmouth &
11/23/08 81-48 W Quinnipiac &
11/26/08 74-48 W OLDDOMINION (#23/20)
11/29/08 72-78 L Notre Dame (14/10)
12/3/08 57-70 L Georgia Tech ^
12/7/08 52-63 L St. Bonaventure
12/14/08 66-71 L Xavier
12/18/08 71-41 W DELAWARE STATE
12/21/08 67-60 W Penn State
12/29/08 48-62 L INDIANA
1/1/09 68-62 W OT Purdue
1/4/09 49-67 L Ohio State (#17/17)
1/8/09 64-52 W NORTHWESTERN
1/15/09 41-37 W Michigan
1/18/09 70-59 W PENN STATE
1/22/09 74-54 W Northwestern
1/25/09 59-50 W WISCONSIN
1/29/09 68-56 W IOWA
2/2/09 44-60 L Minnesota
2/5/09 63-50 W Illinois
2/8/09 52-46 W OHIO STATE (#12/14)
2/12/09 71-65 W OT Indiana
2/19/09 52-27 W MICHIGAN

2/22/09 51-54 L Wisconsin
2/26/09 51-56 L MINNESOTA
3/1/09 57-55 W PURDUE
3/6/09 50-56 L Wisconsin !
3/22/09 60-59 W MIDDLE TENN. +
3/24/09 63-49 W DUKE + (#6/8)
3/28/09 68-69 L Iowa State \$ (#17/19)
& TD Banknorth Classic (Burlington, Vt.)
^ Big Ten/ACC Challenge
! Big Ten Tournament (Indianapolis)
+ NCAA First & Second Rounds (East Lansing)
\$ NCAA Regional (Berkeley, Calif.)
(# — Associated Press/USA Today ranking)

2009-10

Suzy Merchant, head coach
Overall Record: 23-10
Big Ten Record: 12-6 (2nd)
NCAA Tournament Second Round

11/13/09 74-77 L Dayton
11/15/09 71-62 W Detroit
11/19/09 67-68 L NOTRE DAME (#5/6)
11/22/09 74-51 W Western Michigan +
11/27/09 78-47 W George Washington ^
11/28/09 93-90 W 20T Oklahoma State ^
12/3/09 72-66 W N. CAROLINA (#4/4)
12/6/09 63-68 L INDIANA
12/9/09 68-53 W XAVIER (#8/8)
12/13/09 94-71 W FLA. GULF COAST
12/19/09 69-52 W WASHINGTON
12/21/09 67-59 W ST. BONAVENTURE
12/28/09 54-62 L Wisconsin
12/31/09 86-71 W MICHIGAN
1/3/10 53-44 W Indiana
1/9/10 62-65 L OHIO STATE (#6/6)
1/14/10 45-48 L WISCONSIN
1/17/10 60-68 L Penn State
1/21/10 72-54 W PURDUE
1/24/10 66-57 W Minnesota
1/28/10 56-52 W Northwestern
2/4/10 65-44 W PENN STATE
2/7/10 66-77 L Iowa
2/11/10 50-45 W Michigan
2/14/10 68-55 W NORTHWESTERN
2/18/10 64-43 W ILLINOIS
2/21/10 71-68 W OT Ohio State (#7/9)
2/25/10 79-64 W Purdue
2/28/10 70-50 W MINNESOTA
3/5/10 61-50 W Michigan !
3/6/10 54-59 L Iowa !
3/20/10 72-62 W Bowling Green &
3/22/10 52-70 L Kentucky & (#19/15)
+ at Van Andel Arena (Grand Rapids, Mich.)
^ Junkanoo Jam (Grand Bahama Island)
% Big Ten/ACC Challenge
! Big Ten Tournament (Indianapolis)
& NCAA First & Second Rounds (Louisville)
(# — Associated Press/USA Today ranking)

2010-11

Suzy Merchant, head coach
Overall Record: 27-6
Big Ten Record: 13-3 (1st)
Big Ten Regular Season Champion
NCAA Tournament Second Round
Final Ranking: #18 USA Today

11/13/10 90-62 W IPFW
11/15/10 74-62 W DAYTON
11/19/10 52-78 L Baylor ^ (#2/2)
11/21/10 82-42 W DETROIT

Spartan Records





Year-by-Year Results

11/26/10	59-51	W	Western Kentucky +
11/27/10	76-52	W	Richmond +
12/1/10	72-64	W	Florida St. % (#15/14)
12/5/10	71-57	W	TEXAS * (#17/20)
12/8/10	55-48	W	MILWAUKEE
12/10/10	62-50	W	Western Michigan
12/12/10	85-51	W	IONA
12/18/10	88-33	W	DARTMOUTH
12/21/10	67-33	W	VERMONT
1/2/11	70-57	W	ILLINOIS
1/6/11	62-43	W	WISCONSIN
1/9/11	63-56	W	Michigan
1/13/11	63-60	W	IOWA (#16/20)
1/16/11	53-67	L	Ohio State (#24/24)
1/20/11	69-55	W	Indiana
1/23/11	66-54	W	MINNESOTA
1/27/11	64-66	L	Iowa (#18/21)
2/3/11	73-70	W OT	Wisconsin
2/6/11	76-57	W	PURDUE
2/10/11	60-49	W	Penn State (#23/23)
2/13/11	69-56	W	MICHIGAN
2/17/11	74-60	W	NORTHWESTERN
2/20/11	69-56	W	Illinois
2/24/11	53-54	L	OHIO STATE
2/27/11	65-51	W	Minnesota
3/4/11	56-25	W	Northwestern!
3/5/11	57-72	L	Ohio State!
3/20/11	69-66	W	Northern Iowa &
3/22/11	56-66	L	Green Bay & (#13/11)

^ Super Six Series (Waco, Tex.)
+ UCF Thanksgiving Classic (Orlando, Fla.)
% Big Ten/ACC Challenge
* Big 12/Big Ten Challenge
! Big Ten Tournament (Indianapolis)
& NCAA First & Second Rounds (Wichita, Kan.)
(# — Associated Press/USA Today ranking)

2011-12

Suzy Merchant, head coach
Overall Record: 20-12
Big Ten Record: 11-5 (t-2nd)
NCAA Tournament First Round

11/11/11	64-75	L	Villanova ^
11/12/11	113-60	W	N. Carolina A&T ^
11/15/11	62-56	W	IPFW
11/17/11	80-45	W	WESTERN MICH.
11/19/11	58-59	L	Florida Gulf Coast
11/22/11	70-57	W	Milwaukee
11/27/11	67-42	W	OAKLAND
12/1/11	60-76	L	MIAMI > (#9/9)
12/3/11	60-59	W OT	EASTERN MICH.
12/6/11	64-41	W	DETROIT
12/10/11	53-61	L	Texas % (#24/25)
12/20/11	72-45	W	Colorado State!
12/21/11	54-64	L	Pittsburgh!
12/30/11	63-49	W	Indiana
1/4/12	60-55	W	MICHIGAN
1/7/12	75-65	W	Penn State (#22/19)
1/12/12	67-47	W	INDIANA
1/15/12	56-64	L	OHIO STATE (#11/13)
1/19/12	65-71	L	Minnesota
1/23/12	49-67	L	Purdue (#13/18)
1/26/12	62-71	L OT	ILLINOIS
1/29/12	83-77	W	PENN STATE (#18/19)
2/5/12	65-63	W	at Michigan
2/9/12	72-58	W	NORTHWESTERN
2/12/12	57-74	L	Iowa
2/16/12	62-46	W	Wisconsin
2/19/12	67-52	W OT	PURDUE (#17/19)
2/23/12	73-53	W	NEBRASKA (#23/23)
2/26/12	76-57	W	Northwestern

3/1/12	97-68	W	Indiana &
3/2/12	64-73	L	Purdue & (#21/25)
3/17/12	55-67	L	Louisville # (#19/19)

^ Iona Tournament (New Rochelle, N.Y.)
> ACC/Big Ten Challenge
% Big 12/Big Ten Challenge
! Caribbean Classic (Cancun, Mexico)
& Big Ten Tournament (Indianapolis)
NCAA First Round (College Park, Md.)
(# — Associated Press/USA Today ranking)

2012-13

Suzy Merchant, head coach
Overall Record: 25-9
Big Ten Record: 10-6 (t-3rd)
NCAA Tournament Second Round

11/11/12	83-39	W	UT ARLINGTON
11/15/12	60-49	W	Eastern Mich.
11/18/12	57-29	W	VIRGINIA TECH
11/21/12	67-35	W	ALBANY
11/25/12	68-35	W	ROBERT MORRIS
11/29/12	68-51	W	NC State >
12/1/12	81-50	W	MILWAUKEE
12/5/12	75-43	W	Oakland
12/8/12	53-60	L	Dayton (#19/18)
12/16/12	64-36	W	IPFW
12/19/12	49-35	W	Oregon State ^
12/20/12	50-48	W OT	Texas Tech ^
12/29/12	57-47	W	TEMPLE
1/3/13	66-51	W	MINNESOTA
1/6/13	55-76	L	PENN STATE (#9/9)
1/13/13	79-75	W	Illinois
1/17/13	65-54	W	IOWA
1/20/13	56-46	W	Indiana
1/24/13	54-59	L	Nebraska
1/27/13	62-67	L OT	PURDUE (#15/13)
1/31/13	67-62	W	Northwestern
2/4/13	61-46	W	MICHIGAN
2/10/13	56-71	L	Penn State (#8/9)
2/13/13	72-42	W	INDIANA
2/16/13	69-70	L	Michigan
2/20/13	54-45	W	NORTHWESTERN
2/25/13	60-67	L	Ohio State
2/28/13	68-61	W	Purdue (#25/22)
3/1/13	54-48	W	WISCONSIN
3/8/13	62-46	W	Michigan &
3/9/13	54-46	W	Penn State & (#8/8)
3/10/13	47-62	L	Purdue & (#-/25)
3/23/13	55-47	W	Marist %
3/25/13	49-74	L	Maryland % (#12/10)

> ACC/Big Ten Challenge
^ South Point Holiday Hoops Classic (Las Vegas, Nev.)
& Big Ten Tournament (Hoffman Estates, Ill.)
% NCAA Tournament First & Second Rounds (College Park, Md.)

2013-14

Suzy Merchant, head coach
Overall Record: 23-10
Big Ten Record: 13-3 (t-1st)
NCAA Tournament Second Round

11/11/13	62-81	L	Notre Dame (#6/7)
11/14/13	102-54	W	CANISIUS
11/17/13	96-89	W OT	DAYTON (#23/21)
11/20/13	80-41	W	DETROIT
11/23/13	81-68	W	RICE
11/26/13	74-70	W	Temple
12/1/13	76-81	L	IPFW
12/4/13	58-60	L	Florida State (rv/rv) #

12/7/13	66-72	L	Virginia Tech #
12/15/13	80-62	W	OAKLAND
12/19/13	57-63	L	Oklahoma State!
12/20/13	67-54	W	Georgetown!
12/29/13	96-46	W	COLGATE
1/4/14	81-56	W	Minnesota
1/9/14	70-57	W	NEBRASKA (#16/14)
1/12/14	79-72	W	Michigan
1/16/14	88-72	W	Iowa
1/19/14	54-66	L	PENN STATE (#16/17)
1/23/14	51-61	L	ILLINOIS
1/26/14	82-68	W	Ohio State
1/30/14	71-67	W	WISCONSIN
2/2/14	89-73	W	PURDUE (#19/16)
2/5/14	69-53	W	Illinois
2/8/14	59-76	L	Nebraska (#22/21)
2/15/14	70-49	W	OHIO STATE
2/20/14	76-66	W	Wisconsin
2/24/14	75-61	W	MINNESOTA
3/2/14	76-56	W	INDIANA
3/7/14	61-58	W	Michigan %
3/8/14	58-86	L	Nebraska % (#16/15)
3/23/14	91-61	W	Hampton ^
3/25/14	53-62	L	North Carolina ^ (#12/13)

Big Ten/ACC Challenge
! Puerto Rico Classic (San Juan, P.R.)
% Big Ten Tournament (Indianapolis, Ind.)
^ NCAA Tournament First/Second Rounds (Chapel Hill, N.C.)

2014-15

Suzy Merchant, head coach
Overall Record: 16-15
Big Ten Record: 7-11 (9th)

Big Ten Tournament Second Round			
11/16/14	69-61	W	EASTERN MICHIGAN
11/19/14	63-71	L	NOTRE DAME (#3/2)
11/23/14	64-45	W	IUPUI
11/26/14	79-64	W	OAKLAND
11/30/14	85-39	W	MIAMI (OH)
12/4/14	79-73	W OT	Georgia Tech ^
12/7/14	60-69	L	Georgia (#19/23)
12/14/14	90-38	W	Loyola Chicago
12/16/14	77-41	W	Alcorn State
12/20/14	65-84	L	Baylor (# No. 9/9)!
12/21/14	89-76	W	Syracuse (#19/22)!
12/28/14	57-61	L	Northwestern
12/31/14	51-70	L	Indiana
1/4/15	65-74	L	Michigan
1/8/15	67-71	L	NEBRASKA (#19/18)
1/11/15	70-77	L	Northwestern (rv/rv)
1/15/15	63-56	W	ILLINOIS
1/18/15	50-52	L	IOWA (#22/21)
1/22/15	56-85	L	Maryland (#7/6)
1/25/15	77-71	W	Wisconsin
1/28/15	72-57	W	INDIANA
2/2/15	62-76	L	Ohio State
2/5/15	59-72	L	MICHIGAN
2/8/15	79-86	L	Minnesota
2/11/15	74-67	W	Penn State
2/16/15	69-75	L	MARYLAND (#5/5)
2/22/15	60-50	W	RUTGERS (#19/18)
2/25/15	67-65	W	Illinois
2/28/15	61-56	W	Purdue
3/5/15	69-49	W	Michigan +
3/6/15	60-70	W	Maryland (#4/3) +

^ Big Ten/ACC Challenge
! Florida Sunshine Classic (Orlando, Fla.)
% Big Ten Tournament (Hoffman Estates, Ill.)



Spartan Records





Michigan State University Spartans work to advance the common good in uncommon ways. The nation's pioneer land-grant university, MSU began as a bold experiment that democratized higher education and helped bring science and innovation into everyday life. Today, MSU is one of the top research universities in the world—on one of the biggest, greenest campuses in the nation—and is home to a diverse community of dedicated students and scholars, athletes and artists, scientists and leaders.

MSU Facts

- Enrollment (fall 2012): 48,906, from all 83 counties in Michigan, all 50 states in the United States, and more than 130 other countries
- Academic programs: more than 200 programs of study offered by 17 degree-granting colleges
- Size: 5,200-acre campus with 2,100 acres in existing or planned development; 532 buildings, including 103 academic buildings; 17,500 acres throughout Michigan used for agricultural, animal, and forestry research
- Faculty and academic staff: approximately 5,000
- Support staff employees: approximately 6,400
- Alumni: approximately 529,000 living worldwide

MSU Distinctions

- U.S. News & World Report ranks MSU: 28th among the nation's public universities; First in the nation for 19 years for graduate programs in elementary and secondary education; First in the nation for graduate programs in nuclear physics and industrial and organizational psychology; First in the nation for undergraduate program in supply chain; Recognized for 10 consecutive years as one of the top 100 universities in the world by Shanghai Jiao Tong University in its annual Academic Ranking of World Universities
- National leader in study abroad participation among U.S. public universities for eight consecutive years and ninth in the nation for international student enrollment, according to the Institute of International Education
- Ranks 46th among public universities for in-state students in Kiplinger's 2013 edition of Best Values in Public Colleges



- Silver rating from the Association for the Advancement of Sustainability in Higher Education's STARS program, which measures and encourages sustainability in education and research; operations; and planning, administration, and engagement
- Member of the prestigious 62-member Association of American Universities
- Only university in the country with on-campus medical schools graduating allopathic (MD) and osteopathic (DO) physicians, and veterinarians (DVMs)
- Among the largest single-campus residence hall system in the country with 27 halls in five neighborhoods and two apartment villages

Global

- One of only four universities in the nation that rank in the top 10 for both study abroad participation and international student enrollment
- 1,400 faculty and staff members engaged in international research and teaching
- 280 partnerships with international institutions
- 25 internationally focused centers, institutes, and offices
- Ranks sixth among large universities for producing Peace Corps volunteers with 2,268 alumni serving since 1961

Engagement

- Reaches into all 83 counties in Michigan through MSU Extension to share resources with individuals, communities, and businesses
- Academic and professional degree and certificate programs extended to off-campus learners via MSU Global, with more than 15,000 enrollments in more than 60 degree and certificate programs
- Music education, music therapy, and performance opportunities offered to residents of all ages, backgrounds, and abilities in Greater Lansing and Detroit by MSU's Community Music School
- Offers expanding community connections and opportunities for community-based scholarly work in Southeast Michigan through the MSU Detroit Center
- Registered nearly 19,000 students for service-learning and civic engagement placements in 2011-12

History

- Founded in 1855
- Prototype for 69 land-grant institutions established under the Morrill Act of 1862
- First institution of higher learning in the United States to teach scientific agriculture

Learn More:

msu.edu
 news.msu.edu
 SpartanSagas.msu.edu





Board of Trustees



Joel I. Ferguson
Chairman
Lansing



Brian Breslin
Vice Chairperson
Alto



Dianne Byrum
Onondaga



Mitch Lyons
Rockford



Melanie Foster
East Lansing



Brian Mosallam
Dearborn



George Perles
East Lansing



Diann Woodard
Brownstown Township

For biographical information, visit <http://trustees.msu.edu>



Lou Anna K. Simon, Ph.D.

President, Michigan State University

In January 2005, As president, Simon has engaged Michigan State in a strategic and transformative journey to adapt the principles of the land-grant tradition to 21st-century challenges. She has expanded MSU's reach in the state and around the world by focusing the university's strengths on solutions that enhance and protect quality of life: clean and affordable energy, access to education, safe and plentiful food, and health care. Simon's key initiatives, particularly in economic development and international engagement, reflect her commitment to applying knowledge to benefit society and further the global common good. Simon is a member of the American Council on Education and the Council on Competitiveness, a nonpartisan, nongovernmental organization working to ensure U.S. prosperity. She serves as chair of the National Security Higher Education Advisory Board, a group of presidents and chancellors of several prominent U.S. universities that consults regularly with national agencies responsible for security, intelligence, and law enforcement. She also serves on the National Collegiate Athletic Association Board of Governors and is vice chair of the Association of American Universities. Simon's resolute commitment to advancing

Michigan's economic future has been a hallmark of her presidency. She serves on the board of directors of Business Leaders for Michigan and the Detroit Branch of the Federal Reserve Bank of Chicago and is an advisory committee member of the Detroit Innovation District, which promotes small business growth and job creation in the city. In the area of international engagement, Simon is a member of the executive committee of the Partnership to Cut Hunger and Poverty in Africa. Research at Michigan State University reflects Simon's commitment to advancing knowledge and discovery to improve quality of life. Under her leadership, MSU has expanded its research in, among other areas, biofuels and green energy, medicine and medical technology, physics and rare isotopes, safe water, and agriculture to address world hunger. With the support of external funding now exceeding \$500 million annually, Simon is helping ensure that MSU makes a significant positive difference locally and globally.

Lou Anna K. Simon, the 20th president of Michigan State University, leads the university's work to advance the common good in Michigan and around the world. An MSU graduate, she began her career at Michigan State after earning her doctorate in 1974. From there, she moved into a variety of administrative roles, including assistant provost for general academic administration, associate provost, and provost and vice president for academic affairs. The MSU Board of Trustees appointed her president





Mark J. Hollis

Athletics Director

"We gather and engage our community to teach, support and celebrate our student-athletes in their quest for excellence."

This is the vision Michigan State Athletics Director Mark Hollis has for Spartan Athletics. Hollis, who was named the 2012 Athletic Director of the Year by Street & Smith's SportsBusiness Journal/Daily, is in his eighth year leading the MSU Athletics Department. He officially assumed the role of MSU's 18th athletics director on Jan. 1, 2008, succeeding Ron Mason.

Hollis has more than 25 years of athletics administration experience, either at the school or conference level. His well-rounded background has led to his knowledge of all areas within an athletics department, including marketing, financial administration, television negotiations, fund-raising, game operations, facility management, personnel policy, corporate interaction, sports management and public relations.

A 1985 MSU graduate, Hollis returned to his alma mater in 1995 as the associate athletics director for external relations. Since then, he has been a critical component of the athletic department executive management staff, helping guide the department through short- and long-range plans. In addition, Hollis, who has been a member of the NCAA Division I Men's Basketball Committee since 2012, was named vice chair for the 2015-16 season and chair of the committee for the 2016-17 academic year. He also was a former chair of the NCAA Division I Amateurism Cabinet and a former member of the NCAA's Men's Basketball Issues Committee.

Since his official appointment as athletics director began in 2008, Hollis has led one of the most successful periods in the history of Michigan State athletics. The Spartans have won one national championship (2014 women's cross country) and 27 Big Ten Championships (regular season and tournament), appeared in three Final Fours and seven bowl games, and own seven top-40 finishes in the Learfield Sports Directors' Cup. In addition, during Hollis' tenure as an administrator at MSU, the Spartans have appeared in 18 consecutive men's basketball NCAA Tournaments – tied for the longest streak in Big Ten history and the third-longest active streak in the nation – and seven Final Fours. The football team is the only program to win a Bowl Championship Series game during the 2013 season (2014 Rose Bowl over Stanford) and a New Year's Six Game during the 2014 season (2015 Cotton Bowl over Baylor).

Hollis is credited with developing some of college athletics' most innovative events. It was his vision that led to Michigan State playing North Carolina in November 2011 in the first basketball game to be played on the flight deck of an aircraft carrier. In 2003, Hollis was the architect of the "BasketBowl," which established a then-world record crowd of 78,129 who witnessed the Michigan State-Kentucky game at Detroit's Ford Field. The concept, which involves placing the court in the center of a football stadium, has been used at the last seven NCAA Final Fours. In 2001, Hollis helped mastermind the Michigan State-Michigan outdoor hockey game that attracted a then world-record crowd of 74,554 in Spartan Stadium. His ingenuity and experience in intercollegiate athletics led to his induction into the National Association of Collegiate

Marketing Administrators (NACMA) Hall of Fame in June 2015.

Future events Hollis designed include a 16-team men's college basketball tournament with Nike-sponsored schools in Portland, Oregon, in November 2017 to celebrate Nike President Phil Knight's 80th birthday, and a four-team, round-robin men's college basketball barnstorming tour in December 2018 featuring MSU, Florida, North Carolina and Texas in New York, Chicago and Los Angeles.

In June 2015, Hollis was named the recipient of the National Football Foundation John L. Toner Award, which is presented annually to an athletics director who has demonstrated superior administrative abilities and shown outstanding dedication to college athletics and particularly college football. Hollis will be officially honored at the 58th NFF Annual Awards Dinner on Dec. 8, 2015, at the Waldorf Astoria in New York City.

Michigan State had another banner year in 2014-15, as the women's cross country team captured the first-ever women's NCAA Championship in school history, the men's basketball team advanced to the Final Four, the football team defeated No. 4 Baylor in the Cotton Bowl Classic, and long distance runner Leah O'Connor captured an individual national championship in track (indoor mile). The women's cross country team also won its second-straight Big Ten Championship and the women's track and field team won its first outdoor Big Ten title since 1982. The football team extended a school record and tied a Big Ten record with its fourth-consecutive bowl win and finished the season with an 11-2 record and a No. 5 ranking in both of the national polls. It marked the first time since 1965-66 that the Spartans finished with a top-five ranking in back-to-back years (No. 3 in 2013). In addition, the men's soccer team advanced to the NCAA Elite Eight for the second-consecutive season, the volleyball team earned a bid to the NCAA Tournament for the fourth year in a row, and the men's cross country team placed 24th at the NCAA Championships. The Spartans closed the fall season ranked No. 5 in the Learfield Sports Directors' Cup standings. Men's basketball not only reached the NCAA Tournament for the 18th straight year, tying a Big Ten record, it made a run to the Final Four for the ninth time in school history after topping Louisville in the East Regional Championship. In addition to winning the Big Ten outdoor title, the women's track and field team posted Top 25 finishes at the NCAA Indoor (24th) and Outdoor (20th) Championships. The gymnastics team also advanced to postseason competition, earning a berth in the NCAA Regionals for the first time since 2012. Michigan State finished 34th in the final 2014-15 Learfield Sports Directors' Cup standings.

During Hollis' tenure, Michigan State student-athletes have excelled not only in competition, but in the classroom as well. For nine consecutive semesters, Spartan student-athletes have posted better than a 3.0 cumulative grade-point average. Nearly 400 student-athletes (378) posted a cumulative GPA above 3.0 in the spring semester of 2015, marking the highest total in the history of the department for the spring, and a record 18 teams also reached



that mark. The spring semester of 2015 also saw Spartan student-athletes compile the highest cumulative grade-point average in program history at 3.0791. Additionally, 271 student-athletes earned Academic All-Big Ten honors throughout the 2014-15 academic year, including 78 Big Ten Distinguished Scholars (min. 3.7 GPA).

Spartan athletic facilities have been upgraded at an unprecedented rate the past decade – including more than \$100 million at Spartan Stadium – and will only continue to improve under Hollis. A \$24.5 million project to the north end of Spartan Stadium was completed in August 2014 that features a two-story, 50,000-square-foot addition as well as an entrance plaza, renovated gates, and additional restrooms and concessions. The building includes new locker rooms for teams, coaches and officials, a media center, and an engagement center for all varsity sports. Former All-America offensive lineman Flozell Adams provided a leadership gift of \$1.5 million for MSU's new locker room, which is named in honor of his later mother, Rachel Adams. Prior to the 2012 season, \$10 million scoreboards, totaling 13,300-square-feet, were installed in the north and south end zones, giving MSU one of the top video board systems in the nation.

The Spartans moved into one of the nation's finest football facilities in August 2008, as a \$15 million expansion and renovation project for the Duffy Daugherty Football Building was completed. MSU alumni Robert and Julie Skandalaris of Bloomfield Hills, Michigan, donated \$5 million as the lead gift for the facility expansion and upgrade. The Skandalaris Football Center includes team, staff and position meeting rooms, coaches' offices and a hall of history. In addition, an expanded weight room was finished in September 2008 that increased the facility in size from 9,000 to 16,500-square feet. In the summer of 2015, the Spartans opened a renovated locker room in addition to a new state-of-the-art sports medicine and athletic training room in the Skandalaris Football Center.

Also in 2008, the men's and women's soccer programs opened DeMartin Stadium, a 2,500-seat facility that enables MSU to host conference and national tournaments. The baseball program played its inaugural season in McLane Baseball Stadium in 2009 following a \$4 million donation to the 2,500-seat ballpark by former Houston Astros owner Drayton McLane Jr. In 2011, with the help of a \$1 million gift by alumnus Ambassador Peter F. Secchia – the largest cash (outright) gift received by an MSU women's intercollegiate sports program – Secchia Stadium, a 1,100-seat facility located at Old College Field, opened for the softball program. Multi-million dollar renovation projects at Munn Ice Arena and the Berkowitz Basketball Complex are also ongoing.

Fueled by six Big Ten Championships (regular season and tournament), which tied the department record, Michigan State placed 29th in the 2013-14 Directors' Cup standings, tied for the fourth best in department history and second highest under Hollis. Led by the Big Ten and Rose Bowl Championship football team, the Spartans closed the fall season at No. 2 in the Directors' Cup. MSU won a school-record 13 games, finished No. 3 in both national polls, defeated No. 5 Stanford in the 100th Rose Bowl Game, and topped No. 2 Ohio State in the Big Ten Championship Game. In addition to winning the Big Ten Tournament, field hockey advanced to the Elite Eight, along with men's soccer, and volleyball reached the regional round of the NCAA Tournament for the second year in a row. MSU maintained its excellence in women's cross country and women's golf, as both programs captured their third Big Ten title in four years. On the hardwood, men's basketball won its fourth Big Ten Tournament title and reached the Elite Eight, while the women's team claimed its second Big Ten regular-season championship in four years and received its sixth-consecutive NCAA bid. Individually, O'Connor won her first national championship by taking first in the 3,000-meter steeplechase.

One of Hollis' major goals upon becoming athletics director was accomplished in 2010 when he unveiled the new brand and identity program for the athletics department. All of Michigan State's uniforms now incorporate consistent use of colors, logos, lettering and numerals along with standardization for logos.

Hollis was named athletics director designate on Sept. 12, 2007, and teamed with Mason in the transition throughout the fall of 2007. Prior to his official appointment as athletics director, Hollis played a lead role in two significant head coaching searches during the 2006-07 year. He spearheaded the effort to hire Mark Dantonio as football coach, which has resulted in a school-record eight consecutive bowl appearances, two Big Ten Championships (2010, 2013) and a Rose Bowl Championship (2014). He also provided major assistance in the hiring of women's basketball coach Suzy Merchant in the spring of 2007, who led the Spartans to the Sweet 16 in 2009 and has brought MSU to six NCAA Tournaments. Hollis' first hire as athletics director arrived on July 2, 2008, when he tabbed Jake Boss Jr. to direct the Spartan baseball program: in just three seasons, Boss won a Big Ten title in 2011, the first for the program in 32 years, then followed in 2012 by guiding MSU to the NCAA Tournament.

Hollis was named the associate athletics director for external relations at Michigan State in November 1995. He coordinated marketing and promotions, community relations, special-event fundraising, sports information, ticket operations, spirit groups, broadcast services and corporate sponsorships. He received the National Marketer of the Year Award by NACMA in May 2002.

On Oct. 13, 2005, Michigan State University and WJR - 760 AM announced a five-year agreement to carry Spartan football and men's basketball games, along with coaches' radio shows. The successful partnership led to the announcement on Jan. 19, 2010, of a 10-year extension through 2020. Hollis played a leading role in finding MSU athletics a home on the 50,000-watt Detroit radio station, known as the "Great Voice of the Great Lakes." The agreement has benefited more than just athletics, as WJR regularly promotes the academic accomplishments of the university in addition to broadcasting sporting events.

Prior to returning to Michigan State, Hollis spent two years at the University of Pittsburgh as assistant and associate athletic director. Before his stint at Pitt, Hollis worked for the Western Athletic Conference. He joined the WAC as an administrative assistant immediately after college. Two years later, he was appointed assistant to the commissioner and soon thereafter was promoted to assistant commissioner.

Hollis earned his Bachelor of Arts degree in communication from Michigan State in 1985, where he served as a basketball team manager under Jud Heathcote. In 1992, he earned his MBA in business administration from the University of Colorado. He and his wife Nancy, have a daughter, Katy, and two sons, T.R. and Michael.





Spartan Tradition

MSU Fight Song

On the banks of the Red Cedar,
There's a school that's known to all;
Its specialty is winning,
And those Spartans play good ball;
Spartan teams are never beaten,
All through the game they'll fight;
Fight for the only colors,
Green and White.
Go right through for MSU,
Watch the points keep growing,
Spartan teams are bound to win,
They're fighting with a vim.
Rah! Rah! Rah!
See their team is weakening,
We're going to win this game.
Fight! Fight! Rah! Team, Fight!
Victory for MSU.

The Nickname

In 1926, Michigan State's first southern baseball training tour provided the setting for the birth of the "Spartans" nickname.

It all came about when a Lansing sportswriter imposed the silent treatment on a contest-winning nickname and substituted his own choice, the name that has lasted through the years.

In 1925, Michigan State College replaced the name Michigan Agricultural College. The college sponsored a contest to select a

nickname to replace "Aggies" and picked "The Michigan Staters."

George S. Alderton, then sports editor of the Lansing State Journal, decided the name was too cumbersome for newspaper writing and vowed to find a better one. Alderton contacted Jim Hasselman of Information Services to see if entries still remained from the contest. When informed that they still existed, Alderton ran across the entry name of "Spartans" and then decided that was the choice. Unfortunately, Alderton forgot to write down who submitted that particular entry, so that part of the story remains a mystery.

Rewriting game accounts supplied by Perry Fremont, a catcher on the squad, Alderton first used the name sparingly and then ventured into the headlines with it. (Incidentally, after two days of spelling the name incorrectly with an "o", Mr. Alderton changed it to Spartan on a tip from a close friend.) Dale Stafford, a sports writer for the Lansing Capitol News, a rival of the State Journal, picked up the name for his paper after a couple of days. Alderton called Stafford and suggested that he might want to join the Spartan parade and he did.

As Mr. Alderton explains: "No student, alumnus or college official had called up the editor to complain about our audacity in giving the old school a new name, so we ventured into headlines with it. Happily for the experiment, the name took. It began appearing in other newspapers and when the student publication used it, that clinched it."

Sparty

"The Sparty" statue, designed and produced by MSU assistant art professor Leonard D. Jungwirth, has a permanent home inside the atrium of the Spartan Stadium tower. The 9-foot-7 ceramic figure weighs approximately 6,600 pounds, including its base. In 2005, the sculpture was relocated to protect it from the elements.

"The Sparty" was dedicated on June 9, 1945, at the intersection of Red Cedar Road, Kalamazoo Street and Chestnut Road. Popularly known as "Sparty," the statue remains one of the favorite photo subjects of campus visitors.

In 2005, an exact replica of the original terra cotta sculpture - now cast in bronze - took up residency on the plaza located at the north end of Demonstration Hall Field. The molds for the bronze statue were made from the original sculpture. The new statue was cast in bronze at the Artworks Foundry in Berkeley, Calif.

As part of MSU's sesquicentennial celebration, the bronze "Sparty" was dedicated on Oct. 8, 2005. Donors contributed approximately \$500,000 to pay for all work related to the new sculpture, including the plaza.

Sparty Mascot

Michigan State's beloved Sparty has won three national championships at the Universal Cheer Association's mascot competition at Walt Disney World in Orlando, Fla.

In March 2008, Sparty was selected to appear on the cover of NCAA Football 09 for Nintendo Wii. EA Sports conducted an online poll, asking college football fans to vote and determine which college mascot would have the honor of being depicted on the game's cover. Fans went online and cast more than 700,000 votes and Sparty won a tightly-contested race, beating out mascots from Central Florida, Washington State, Auburn, LSU, Nebraska, Kansas, Iowa State, Alabama and Penn State.

In January 2004, Sparty became the first Big Ten mascot to claim the national title, and in 2005, he defended his national championship, beating Goldy Gopher and Bucky Badger in the finals. After finishing third in the 2006 competition, Sparty reclaimed the national championship in 2007.

Made of hi-tech materials, including a vinyl chest plate and fiberglass molds like the ones used for making Muppets, the seven-foot costume weighs in at 40 pounds, allowing enough flexibility for playful gestures and animation. Sparty is a far cry from the many papier-mache heads that have popped up since the 1950's, mostly from fraternity efforts. The first official one apparently debuted in 1955 courtesy of Theta Xi.

Other versions were introduced at times. In 1984, Sigma Phi Epsilon introduced the first "gruff" head — sporting the unshaven look that still adorns many sweatshirts and jackets. By contrast, the current Sparty costume is a state-of-the-art, full-bodied uniform that costs \$12,000.

Today six students — their identities kept private — take turns being Sparty with one of three costumes. Because of the costume size, Sparty aspirants must be between 5-10 and 6-2 in height. Candidates who fit the physical needs are chosen after a hands-on process that includes tryouts and interviews. The Sparty Mascot Program is run and funded by the Student Alumni Foundation.

Green and White

Details are sketchy as to when Michigan State athletic teams officially began using the school colors green and white. But records of the Athletic Association of the then Michigan Agricultural College show that on April 11, 1899, the organization took steps toward adoption of a green monogram, "to be worn only by athletes who subsequently take part in intercollegiate events."

It is generally thought the colors came into wide use with the arrival in 1903 of Chester L. Brewer as the school's first full-time director of athletics. Brewer also coached the football, basketball, baseball and track teams, the only varsity units in existence at the time.





Breslin Center



The Jack Breslin Student Events Center, one of the premier facilities in the country, serves as the home to the Michigan State basketball programs. Besides accommodating the programs, the arena is used for student commencements, concerts, trade shows, conventions, banquets and other functions of interest to both the university and the community. The 14,797-seat arena is beginning its 26th season of Spartan basketball.

One of the greatest venues in the country for college basketball, MSU has ranked among the nation's top programs in attendance over the past 11 seasons. Over the span, MSU has been among the top-15 nationally each season, including ranking in the top-10 the last six years. Last season, the Spartans were 10th in the nation in attendance with 6,119 fans.

Michigan State recorded its first official sell out in 2010-11 against Michigan (Feb. 13, 2011), attracting a school-record 14,797 fans.

The Spartans surpassed 1 million fans all-time at Breslin Center four seasons ago against Washington (Dec. 19, 2009). In the 26-year history at Breslin, 1,587,070 fans have watched a MSU women's basketball game.

All-time, MSU is 272-93 (.745) at Breslin Center, including a 137-30 (.820) mark since the beginning of the 2003-04 season. The Spartans had a 20-game winning streak at Breslin snapped four seasons ago, the second-longest streak in school history. In

addition, Michigan State has hosted the 2007 and 2009 NCAA Tournament First and Second Rounds in Breslin.

In January 2002, the Michigan State men's and women's basketball staffs moved into their new offices in the Alfred Berkowitz Basketball Complex, one of the finest facilities in the nation. The new addition added two auxiliary gyms along with expanded office space, a large video review room, a video workroom and a conference room for both programs. In November 2007, the latest addition, a new locker room and player lounge were added to the floor level of the Breslin Center.

The auxiliary gyms allow greater flexibility for practice times and individual workouts. A small balcony off the video workroom allows a great location from which to film practice. The gym also contains an auxiliary training room and an observation area for visitors.

The Alfred Berkowitz Foundation pledged \$2 million toward the \$7.5 million project. The entire cost of the project was covered by private funds.

The theater provides a showcase for Spartan basketball in the form of a mini movie theater. With seating for more than 30 people, it can handle a team film meeting or a press conference. Videos can be shown on a projection screen or a Smart Board, allowing the coaching staff to diagram plays directly on the screen.





Media Information

Credentials

Requests for press, radio, television and photographers' credentials must be made through Kara Fisher, assistant athletic communications director. All requests can be emailed (kfisher@ath.msu.edu).

Credentials will be held at the media will call table at the Breslin Center. On game day, all media members should enter the Breslin Center through the ticket office lobby.

Interviews

All interviews must be arranged through the Michigan State Athletic Communications Office at least 24 hours in advance. Please email (kfisher@ath.msu.edu) or call Kara Fisher (office: 517-432-8014/ cell: 517-896-0724) with any requests for MSU coaches or student-athletes.

Post-Game Interviews

Post-game interviews will take place in the press room. Approximately 10 minutes following the completion of the game, the visiting coach will address the media, followed by Michigan State head coach Suzy Merchant and requested players.

Press Conference

A weekly press conference with head coach Suzy Merchant and men's basketball coach Tom Izzo will be held during the season on Mondays at approximately 11:30 a.m. The press conference will be held in the conference rooms on the mezzanine level of the Breslin Center. Media should park in the parking lot located on the southwest side of the building.

Each of head coach Suzy Merchant's Monday weekly press conferences during the season will be available on msuspartans.com later in the day through Michigan State All-Access.

Game Day Services

Game notes, statistics and game programs will be distributed from the press room. Halftime and final statistics, along with a play-by-play will be distributed along press row and in the press room. Up-to-date in-game statistics will be available at michiganstate.statbroadcast.com for all home games. The Breslin Center press work room is located on the west side of the building on the arena level.

Radio and Television

Television talent will be located on the west side of the court at midcourt, across from the team benches. The radio locations are on the scorers table, next to the team's respective benches. Production trucks can enter the facility through the tunnel at the south end of the building.

Photographers

Credentialed photographers can work from either baseline while observing the limitation markings at the end of the floor. For all games, floor spaces will be assigned by the athletic communications office.

Internet Access

Wireless internet is available for the working media in the Breslin Center media work room and on press row. Ethernet connections are also available at selected seats in the media room.

Weekly Release E-mail

To receive the weekly basketball release via e-mail, please send an e-mail message to women's basketball contact Kara Fisher at kfisher@ath.msu.edu. The release is also posted on the athletics department official web site (www.msuspartans.com) in text and PDF format.

Breslin Center Parking

Media parking will be in the Breslin Center lots or Jenison Field House. Media should enter the Breslin Center lot from Shaw Lane for East lot or Harrison Road for the West lot.

MSUSpartans.com

Michigan State official athletic web site, www.msuspartans.com, is the best source for information on Spartan women's basketball. The site includes results, schedules, Gametracker with live in-game stats, live audio, video recaps and features, news releases, game notes, features, history of the program, player and coach biographies, and much more.

Game Day on MSUSpartans.com

The new msuspartans.com is the online destination for MSU Basketball gamedays. For each game during the 2015-16 season, msuspartans.com will feature live audio, game notes, post-game results, audio and video, and more. A live statistical play-by-play account of every home game and selected road games is available via Gametracker.

Twitter

Michigan State women's basketball can also be followed throughout the season on Twitter. Get up-to-the-minute news and information by following the official Spartan women's basketball page (@msu_wbasketball). Also, hear directly from head coach Suzy Merchant at her own Twitter page (@SuzyMerchant). In addition, you can follow the assistant coaches at @NcKell, @msucoachmark and @MSUCoachMox.

Coach Merchant Weekly Radio Show

The Suzy Merchant weekly call-in show is held Wednesdays (with select weeks moving due to scheduling conflicts) during the regular season from 12-1 p.m., beginning on Wednesday, Dec. 2. Coach Merchant joins broadcast host Keaton Gillogly will for an in-depth look into the Spartan women's basketball program. The show, produced by the Spartan Radio Network, can be heard locally on WVFN 730 AM.

Michigan State fans are invited to join Coach Merchant at Reno's East on Abbott Rd. in East Lansing. There will be free giveaways to fans in attendance. If you can not attend, the call-in number for the show is 517-372-2148.

On the Radio

Lansing station WJIM will supply exclusive broadcasts of Spartan women's basketball on 1240 AM and throughout the world at www.SpartanRadioNetwork.com and www.msuspartans.com. Every Michigan State game will be broadcast by the Voice of the Spartans Keaton Gillogly. Gillogly is beginning his second season behind the mic. Mo Gerhardt joins Gillogly as an analyst for home games. Prior to each broadcast, there will be a pre-game show. A post-game show with interviews and analysis will follow at the conclusion of each game.

SSN "24-7"

In 2013, the Spartan Sports Network launched SSN "24-7", a 24-hour, 7 day-a-week online radio station at SpartanSportsNetwork.com, TuneIn and on the SSN mobile app for Apple and Android devices. The station features the largest MSU radio sports archive, along with live games, press conferences, coaches' shows and original programming. The SSN "24-7" station is an unprecedented initiative by a university sports network.

Spartan women's basketball fans can listen to the Suzy Merchant weekly press conferences, the Suzy Merchant Radio Show and the majority of the 2014-15 games on SSN "24-7". In addition, select historical games will be broadcast throughout the year.





The Spartan Sports Network, which includes 100 percent coverage of the state of Michigan, has annually been the largest and most listened to sports network in the state of Michigan. The network is also the most honored, six years running, by the Michigan Association of Broadcasters. The network is anchored by Detroit flagship WJR-AM, WBBL-FM in Grand Rapids, WKZO-AM Kalamazoo and WMMQ-FM and WJIM-AM in Lansing. For more information on the Spartan Sports Network, visit SpartanSportsNetwork.com or call (517) 699-2200.

Big Ten Network

Headquartered in Chicago, BTN is the first internationally distributed television network dedicated to covering one of America's premier collegiate conferences.

BTN is the ultimate destination for Big Ten fans and alumni across the country. The network is on the air 24 hours a day, 365 days a year. The network nationally televisions more than 650 events and streams hundreds of live events each year.

The network is available to an estimated 90 million households, through agreements with more than 300 cable, satellite and telco affiliates in all 50 states and Canada. To get the channel number specific to your area and provider, visit www.bigtennetwork.com/channelfinder.

For more information on the Network, visit BTN.com.

Quick Facts

University Information

Name	Michigan State University
Location	East Lansing, Michigan 48824
Founded	1855
Enrollment	50,085
Nickname	Spartans
Colors	Green and White
Conference	Big Ten
Division	NCAA Division I
President	Lou Anna K. Simon Ph.D.
Athletics Director	Mark J. Hollis
Senior Women's Administrator	Shelley Appelbaum
Faculty Representative	Sue Carter
Home Arena	Breslin Center (14,797)
All-Time Record at Breslin (since 1989)	272-93
Ticket Office Phone	517.355.1610 or 800.GO.STATE
Breslin Center Press Row	517-353-1626

Coaching Staff

Head Coach	Suzy Merchant (Central Michigan, 91)
Overall Record (years)	380-207 (21)
MSU Record (years)	179-87 (9)

Associate Head Coach	Amaka Agugua; Third season
Assistant Coach	NcKell Copeland; Fifth Season
Assistant Coach	Mark Simons; Fourth Season
Director of Basketball Operations	Alyslah Bond
Assistant to the Head Coach	Jami Baker
Athletic Trainer	LouAnne Jefferson
Academic Coordinator	Kristin Reinhart
Strength & Conditioning Coach	Tim Wakeham
Equipment Manager	Malinda Hudkins

Basketball Secretary	Margaret Selasky
Office Phone	517-353-8613
Office E-mail	msuwbbhoops@ath.msu.edu
Basketball Office Fax	517-432-4598
Basketball Office Mailing Address	110 Berkowitz 1 Birch Road East Lansing, MI 48824

Facebook	www.facebook.com/MSUWomensBasketball
Twitter	@MSU_WBasketball, @SuzyMerchant @NcKell, @msucoachmark, @MSUCoachMox
YouTube	www.youtube.com/MSUWomensBasketball

Team Information

2014-15 Overall Record	16-15
2014-15 Big Ten Record (Finish)	7-11 (9th)
2014-15 Postseason	Big Ten Tournament Second Round
Letterwinners Returning/Lost	6/4
Starters Returning/Lost	3/2
Newcomers	8

Spartan Program History

First Year	1972-73
All-Time Record	719-470 (.605)
NCAA Tournament Appearances	12 (1991, 1996, 1997, 2003, 2004, 2005, 2006, 2007, 2009, 2010, 2011, 2012, 2013)
NCAA Final Four Appearances	1 (2005)
All-Time NCAA Tournament Record	16-13
WNIT Appearances	4 (1999, 2000, 2002, 2008)
WNIT Record	11-4
Big Ten Championships	1997, 2005, 2011
Big Ten Tournament Championships	2005

Athletic Communications

Assistant Director/Women's Basketball Contact	Kara Fisher
E-mail	kfisher@ath.msu.edu
Office Phone	517-432-8014
Cell	517-896-0724
Fax	517-353-9636
Web Site	www.msuspartans.com
Mailing Address	Breslin Student Events Center 534 Birch Road, Room Z-22 East Lansing, MI 48824

Associate A.D./Communications	John Lewandowski
Director of New Media	Matt Larson
Athletic Communications Director	Jamie Baldwin
Assistant Directors	Ben Phlegar, Jeff Barnes
Video Producers	Bob Armstrong, Nick Baker, Jacob Huber, Ryan McPhail
Creative Director	TBA
Staff Assistant	Jonathan Hevron Jacqueline Rhine Paulette Martis

Radio Network	Spartan Sports Network
Contact Person	Will Tieman
Talent	Keaton Gillogly, Mo Gerhardt
Phone	517-699-2200



**2015-16 Opponents**

Western Michigan Broncos
Nov. 15 · 2 p.m. · East Lansing
 Web site: www.wmubroncos.com
 Head Coach: Shane Clipfell
 SID: Kristin Keirns
 269-387-4123; kristin.keirns@wmich.edu

Georgia Lady Bulldogs
Nov. 18 · 7:30 p.m. · East Lansing
 Web site: www.georgiadogs.com
 Head Coach: Joni Taylor
 SID: Tray Littlefield
 706-542-1621; trayl@sports.uga.edu

Idaho State Bengals
Nov. 21 · TBA · East Lansing
 Web site: www.isubengals.com
 Head Coach: Seton Sobolewski
 SID: Jenna Galloway
 208-282-3651; galljen2@isu.edu

Cincinnati Bearcats
Nov. 27 · 5:45 p.m. · Grand Bahama Island
 Web site: www.gobearcats.com
 Head Coach: Jamelle Elliott
 SID: Katie Botsis
 269-760-6639; katie.botsis@uc.edu

Baylor Bears
Nov. 28 · 5:45 p.m. · Grand Bahama Island
 Web site: www.baylorbears.com
 Head Coach: Kim Mulkey
 SID: Julie Bennett
 254-710-3042; julie_bennett@baylor.edu

Louisville Cardinals
Dec. 3 · 7 p.m. · East Lansing
 Web site: www.gocardts.com
 Head Coach: Jeff Walz
 SID: Ira Green
 502-852-4857; ira.green@louisville.edu

Loyola-Chicago Ramblers
Dec. 6 · 2 p.m. · East Lansing
 Web site: www.loyolaramblers.com
 Head Coach: Sheryl Swoopes
 SID: Ryan Haley
 773-508-2557; jhaley2@luc.edu

Davidson Wildcats
Dec. 9 · 6:30 p.m. · Davidson
 Web site: www.davidsonwildcats.com
 Head Coach: Michele Savage
 SID: Gavin McFarlin
 704-894-2635; gamcfarlin@davidson.edu

Oakland Golden Grizzlies
Dec. 13 · 3 p.m. · Rochester
 Web site: www.goldengrizzlies.com
 Head Coach: Jeff Tungate
 SID: Mekye Phelps
 248-370-3123; nphelps@oakland.edu

Northeastern Huskies
Dec. 18 · 7:30 p.m. · Boston
 Web site: www.gonu.com
 Head Coach: Kelly Cole
 SID: Mike Skovan
 617-373-7931; m.skovan@neu.edu

Detroit Titans
Dec. 21 · 7 p.m. · East Lansing
 Web site: www.detroititians.com
 Head Coach: Bernard Scott
 SID: Teri Kromrei
 313-993-1700; teri.kromrei@udmercy.edu

Ohio State Buckeyes
Dec. 31 · 12:00 p.m. · Columbus
Feb. 27 · 2:00 p.m. · East Lansing
 Web site: www.ohiostatebuckeyes.com
 Head Coach: Kevin McGuff
 SID: Gary Petit
 740-516-4370; petit.38@osu.edu

Wisconsin Badgers
Jan. 3 · 2 p.m. · East Lansing
Jan. 31 · 4 p.m. · Madison
 Web site: www.uwbadgers.com
 Head Coach: Bobbie Kelsey
 SID: Diane Nordstrom
 608-262-9024; dkn@athletics.wisc.edu

Penn State Nittany Lions
Jan. 7 · 7 p.m. · University Park
Feb. 11 · 6:30 p.m. · East Lansing
 Web site: www.gopsusports.com
 Head Coach: Coquese Washington
 SID: Greg Campbell
 814-865-1757; gxc35@psu.edu

Northwestern Wildcats
Jan. 10 · 7:30 p.m. · East Lansing
 Web site: www.nusports.com
 Head Coach: Joe McKeown
 SID: Dan Yopchick
 847-467-3418; d-yopchick@northwestern.edu

Indiana Hoosiers
Jan. 13 · 7 p.m. · Bloomington
 Web site: www.iuhoosiers.com
 Head Coach: Curt Miller
 SID: Ryan Sheets
 812-856-0215; rmsheets@indiana.edu

Iowa Hawkeyes
Jan. 16 · 4:30 p.m. · East Lansing
Feb. 7 · 3 p.m. · Iowa City
 Web site: www.hawkeyesports.com
 Head Coach: Lisa Bluder
 SID: Jill Price
 319-335-9411; jil-price@uiowa.edu

Rutgers Scarlet Knights
Jan. 19 · 6 p.m. · East Lansing
Feb. 18 · 7 p.m. · Piscataway
 Web site: www.scarletknights.com
 Head Coach: C. Vivian Stringer
 SID: Kimberly Zirkovich
 732-445-7028; kzirkovich@scarletknights.com

Maryland Terrapins
Jan. 23 · 2 p.m. · College Park
 Web site: www.umterps.com
 Head Coach: Brenda Frese
 SID: Rose DiPaula
 301-314-7063; rdipaula@umd.edu

Purdue Boilermakers
Jan. 27 · 7 p.m. · East Lansing
 Web site: www.purduesports.com
 Head Coach: Sharon Versyp
 SID: Tanner Lipsett
 765-494-3197; tlipsett@purdue.edu

Michigan Wolverines
Feb. 4 · 7 p.m. · East Lansing
 Web site: www.mgoblue.com
 Head Coach: Kim Barnes Arico
 SID: Sarah VanMetre
 734-647-4209; vanmetre@umich.edu

Nebraska Cornhuskers
Jan. 14 · 4 p.m. · Lincoln
 Web site: www.huskerson.com
 Head Coach: Connie Yori
 SID: Jeff Griesch
 402-472-2263; jgriesch@huskers.com

Minnesota Golden Gophers
Feb. 21 · TBA · East Lansing
 Web site: www.gophersports.com
 Head Coach: Marlene Stollings
 SID: Justine Buerkle
 612-625-4090; jbuerkle@umn.edu

Illinois Fighting Illini
Feb. 24 · 8 p.m. · Champaign
 Web site: www.fightingillini.com
 Head Coach: Matt Bollant
 SID: Jenny Dewar
 217-300-1148; jdewar2@illinois.edu





2015-16 Big Ten Composite Schedule

November 13

Ohio State at South Carolina TBD
Rutgers at Saint Joseph's TBD
Tennessee State at Indiana 12 p.m.
Wofford at Minnesota 6:30 p.m.
North Dakota at Iowa 7 p.m.
Holy Cross at Penn State 7 p.m.
Chicago State at Illinois 8 p.m.

November 14

UA-Pine Bluff at Nebraska TBD
Binghamton at Michigan Noon
UMass Lowell at Maryland 2 p.m.
Louisiana Tech at Wisconsin 3 p.m.
UT-Martin/North Dakota at Iowa 4 p.m.

November 15

TBD at Indiana (WNIT) TBD
UT-Martin at Iowa 2 p.m.
Michigan at Detroit 2 p.m.
Western Michigan at Michigan State 2p.m.
Fordham at Penn State 2 p.m.
Ohio at Illinois 3 p.m.
Howard at Northwestern 7 p.m.

November 16

UConn at Ohio State 5:30 p.m.
Howard at Northwestern 7 p.m.
Jacksonville State at Purdue 7 p.m.
Rutgers at Seton Hall 7 p.m.
North Florida at Nebraska 8 p.m.

November 17

TBD at Indiana (WNIT) TBD

November 18

High Point at Maryland 7 p.m.
Georgia at Michigan State 7:30 p.m.
Penn State at Tennessee 8 p.m.
Drake at Wisconsin 8 p.m.

November 19

TBD at Indiana (WNIT) TBD
Xavier at Michigan 7 p.m.
Belmont at Ohio State 7 p.m.
Illinois-Chicago at Purdue 7 p.m.
St. John's at Rutgers 7 p.m.
Western Illinois at Iowa 8 p.m.
Idaho State at Northwestern 8 p.m.

November 20

Detroit Mercy at Maryland 11 a.m.
Maine at Minnesota 8 p.m.

November 21

Idaho State at Michigan State TBD
Tennessee-Martin at Illinois 3 p.m.
North Carolina Central at Nebraska 3 p.m.
Purdue at North Florida 3 p.m.

November 22

TBD at Indiana (WNIT Championship) TBD
Wagner at Ohio State 2 p.m.
Central Connecticut St. at Penn State 2 p.m.
Temple at Rutgers 2 p.m.
Wisconsin at Dayton 2 p.m.
Iowa at Northern Iowa 3 p.m.
Western Michigan at Northwestern 3 p.m.

November 23

USC Upstate at Michigan 7 p.m.
Southern at Nebraska 8 p.m.

November 24

Indiana at IPFW TBD
Minnesota at Kent State TBD
Tennessee State at Illinois 8 p.m.

November 26

Iowa vs. Wright State Noon
Tulane vs. Rutgers 3:15 p.m.
Old Dominion vs. Maryland 5:45 p.m.
E. Washington vs. Northwestern 6 p.m.

November 27

Indiana vs. TBD TBD
Iowa vs. George Washington 2:30 p.m.
Virginia vs. Rutgers 3:15 p.m.
Purdue vs. LSU 4:30 p.m.
Minnesota vs. Stetson 4:45 p.m.
Liberty vs. Ohio State 5:15 p.m.
South Dakota State vs. Maryland 5:45 p.m.
Cincinnati vs. Michigan State 5:45 p.m.
Hartford at Michigan 7 p.m.
Delaware vs. Wisconsin 7 p.m.
Creighton vs. Northwestern 8:30 p.m.
Penn State at CS Northridge 10:30 p.m.

November 28

Indiana vs. TBD TBD
Iowa vs. Houston Noon
Nebraska at UConn 1 p.m.
Purdue vs. Louisville/Marist 1:30/7:30 p.m.
Texas A&M vs. Ohio State 3 p.m.
Green Bay vs. Rutgers 3:15 p.m.
BYU/Georgia vs. Penn State 5/7:30 p.m.
Baylor vs. Michigan State 5:45 p.m.
Minnesota vs. Auburn 7 p.m.
Pittsburgh vs. Maryland 8 p.m.
East Carolina vs. Northwestern 8:30 p.m.

November 29

Purdue vs. TBD TBD
Oral Roberts at Michigan 2 p.m.
Wisconsin at San Diego State 5:30 p.m.

December 2

BTG/ACC Challenge
Northwestern at North Carolina 6 p.m.
Illinois at Miami 7 p.m.
Syracuse at Maryland 7 p.m.
Ohio State at Notre Dame 7 p.m.
Wisconsin at Wake Forest 7 p.m.
Iowa at Virginia 8 p.m.
Georgia Tech at Indiana 8 p.m.

December 3

Boston College at Purdue 6 p.m.
Pittsburgh at Michigan 7 p.m.
Louisville at Michigan State 7 p.m.
Minnesota at Duke 7 p.m.
Rutgers at Florida State 7 p.m.
NC State at Nebraska 8 p.m.
Virginia Tech at Penn State 8 p.m.

December 5

Central Connecticut St. at Maryland 2 p.m.

December 6

Towson at Minnesota TBD
Ohio State at Cincinnati 1 p.m.
Robert Morris at Iowa 2 p.m.
Loyola Chicago at Michigan State 2 p.m.
Dayton at Purdue 2 p.m.
Arkansas at Rutgers 2 p.m.

Lehigh at Illinois 3 p.m.
Creighton at Nebraska 3 p.m.
UW-Milwaukee at Northwestern 3 p.m.
Penn State at South Florida 3 p.m.
Wisconsin at Marquette 3 p.m.
Michigan at Princeton 4 p.m.

December 8

Indiana at Indiana State TBD
Loyola (Md.) at Maryland 7 p.m.
Youngstown State at Penn State 7 p.m.
Southern Illinois at Illinois 8 p.m.
Evansville at Nebraska 8 p.m.

December 9

Michigan State at Davidson 6:30 p.m.
Iona at Rutgers 7 p.m.

December 10

Incarnate Word at Purdue 7 p.m.
Florida at Wisconsin 8 p.m.

December 11

Samford at Indiana 7 p.m.
Southern at Maryland 7 p.m.
Iowa at Iowa State 8 p.m.

December 12

Penn State at St. Bonaventure 1:30 p.m.
Central Michigan at Illinois 3 p.m.
Memphis at Minnesota 3 p.m.
Nebraska at California 8 p.m.

December 13

UCLA at Michigan 2 p.m.
North Carolina A&T at Ohio State 2 p.m.
Ball State at Purdue 2 p.m.
Michigan State at Oakland 3 p.m.
Northwestern at Loyola (Chicago) 3 p.m.
Green Bay at Wisconsin 3 p.m.
Savannah State at Rutgers 4 p.m.

December 15

Alcorn State at Northwestern Noon

December 16

New Mexico at Minnesota 1 p.m.
Northern Illinois at Wisconsin 8 p.m.

December 18

Princeton at Ohio State 7 p.m.
Michigan State at Northeastern 7:30 p.m.

December 19

LSU at Rutgers 2 p.m.
Miami (Ohio) at Michigan 2:30 p.m.
Illinois at Memphis 3 p.m.
Northern Arizona at Nebraska 5 p.m.
DePaul at Northwestern 6 p.m.
Bradley at Iowa 6 p.m.

December 20

Sacred Heart at Penn State Noon
Maryland at UM Eastern Shore 1 p.m.
Indiana vs. Miami 7:15 p.m.

December 21

Detroit at Michigan State 7 p.m.
Virginia at Ohio State 7 p.m.
Maine at Purdue 7 p.m.
Indiana vs. West Virginia 7:15 p.m.
Arkansas State at Nebraska 8 p.m.





December 22
UMKC at Northwestern 2 p.m.
Drake at Iowa 6 p.m.
South Dakota at Illinois 8 p.m.

December 23
Michigan at Eastern Michigan 3:30 p.m.
North Dakota at Minnesota 4 p.m.

December 28
Yale at Indiana 7 p.m.
NJIT at Minnesota 8 p.m.
Maryland vs. UConn 8:30 p.m.

December 31
Michigan State at Ohio State Noon
Minnesota at Rutgers 1 p.m.
Purdue at Michigan 1 p.m.
Iowa at Nebraska 2 p.m.
Northwestern at Penn State 2 p.m.
Indiana at Wisconsin 3 p.m.
Maryland at Illinois 8 p.m.

January 2
Ohio State at Maryland Noon

January 3
Michigan at Indiana 12:30 p.m.
Wisconsin at Michigan State 2 p.m.
Illinois at Purdue 2 p.m.
Nebraska at Northwestern 2:30 p.m.
Penn State at Minnesota 3 p.m.

January 4
Rutgers at Iowa 8 p.m.

January 7
Indiana at Ohio State 7 p.m.
Iowa at Michigan 7 p.m.
Michigan State at Penn State 7 p.m.
Nebraska at Maryland 7 p.m.
Wisconsin at Rutgers 7 p.m.
Purdue at Northwestern 8 p.m.
Minnesota at Illinois 9 p.m.

January 10
Indiana at Purdue 2 p.m.
Rutgers at Ohio State 2 p.m.
Northwestern at Michigan State 2/6 p.m.
Illinois at Nebraska 3 p.m.
Maryland at Iowa 3 p.m.
Michigan at Minnesota 3 p.m.
Penn State at Wisconsin 4 p.m.

January 13
Illinois at Rutgers 7 p.m.
Michigan State at Indiana 7 p.m.
Nebraska at Penn State 7 p.m.
Iowa at Wisconsin 8 p.m.

January 14
Maryland at Michigan 6 p.m.
Minnesota at Purdue 7 p.m.
Ohio State at Northwestern 8 p.m.

January 16
Iowa at Michigan State 4:30 p.m.
Rutgers at Nebraska 6:30 p.m.

January 17
Northwestern at Maryland Noon
Michigan at Penn State 2 p.m.
Purdue at Ohio State 2/4 p.m.

Indiana at Minnesota 3 p.m.
Wisconsin at Illinois 3 p.m.

January 19
Rutgers at Michigan State 6 p.m.

January 20
Illinois at Indiana 7 p.m.
Nebraska at Purdue 7 p.m.
Maryland at Wisconsin 8 p.m.
Northwestern at Minnesota 8 p.m.
Penn State at Iowa 8 p.m.

January 21
Ohio State at Michigan 6 p.m.

January 23
Minnesota at Wisconsin Noon
Michigan State at Maryland 2 p.m.
Penn State at Illinois 3 p.m.

January 24
Nebraska at Michigan 2 p.m.
Iowa at Purdue 3 p.m.
Ohio State at Rutgers 3 p.m.
Indiana at Northwestern 5 p.m.

January 26
Maryland at Penn State 7 p.m.
Illinois at Minnesota 9 p.m.

January 27
Purdue at Michigan State 7 p.m.
Rutgers at Indiana 7 p.m.
Wisconsin at Nebraska 8 p.m.

January 28
Northwestern at Ohio State 7 p.m.
Michigan at Iowa 8 p.m.

January 30
Indiana at Maryland 2 p.m.
Nebraska at Rutgers 2 p.m.
Purdue at Penn State 2 p.m.

January 31
Minnesota at Michigan 12:30 p.m.
Iowa at Northwestern 3 p.m.
Michigan State at Wisconsin 4 p.m.

February 1
Ohio State at Illinois 7 p.m.

February 2
Maryland at Purdue 6 p.m.
Penn State at Nebraska 8 p.m.

February 4
Iowa at Indiana 7 p.m.
Michigan at Michigan State 7 p.m.
Wisconsin at Ohio State 7 p.m.
Northwestern at Illinois 8 p.m.
Rutgers at Minnesota 8 p.m.

February 7
Illinois at Michigan 2 p.m.
Nebraska at Indiana 2 p.m.
Rutgers at Penn State 2 p.m.
Michigan State at Iowa 3 p.m.
Minnesota at Northwestern 3 p.m.

February 8
Purdue at Wisconsin 7 p.m.
Maryland at Ohio State 9 p.m.

February 10
Northwestern at Rutgers 7 p.m.
Indiana at Illinois 8 p.m.

February 11
Penn State at Michigan State 6:30 p.m.
Purdue at Maryland 7 p.m.
Wisconsin at Michigan 7 p.m.
Nebraska at Minnesota 8 p.m.
Ohio State at Iowa 8:30 p.m.

February 13
Rutgers at Illinois 6 p.m.

February 14
Michigan at Purdue 2 p.m.
Ohio State at Penn State 2 p.m.
Wisconsin at Indiana 2 p.m.
Maryland at Northwestern 4 p.m.
Michigan State at Nebraska 4 p.m.

February 15
Iowa at Minnesota 8 p.m.

February 17
Michigan at Maryland 7 p.m.
Illinois at Wisconsin 8 p.m.
Penn State at Northwestern 8 p.m.

February 18
Nebraska at Ohio State 6 p.m.
Michigan State at Rutgers 7 p.m.
Minnesota at Indiana 7 p.m.
Purdue at Iowa 8 p.m.

February 20
Penn State at Michigan Noon
Northwestern at Wisconsin 2 p.m.
Purdue at Nebraska TBD

February 21
Illinois at Ohio State TBD
Indiana at Iowa TBD
Minnesota at Michigan State TBD
Maryland at Rutgers 3 p.m.

February 23
Michigan at Northwestern 6:30 p.m.

February 24
Iowa at Penn State 7 p.m.
Indiana at Nebraska 8 p.m.
Michigan State at Illinois 8 p.m.
Ohio State at Minnesota 8 p.m.

February 25
Rutgers at Purdue 6:30 p.m.
Wisconsin at Maryland 6:30 p.m.

February 27
Ohio State at Michigan State 2 p.m.
Penn State at Indiana 4 p.m.
Illinois at Iowa 6 p.m.

February 28
Michigan at Rutgers 2/4 p.m.
Northwestern at Nebraska 2/4 p.m.
Wisconsin at Purdue 2/4 p.m.
Minnesota at Maryland 5 p.m.



TORI JANKOSKA
G, 5-8, JR #1



CARA MILLER
G, 6-1, SR #2



KALABRYA GONDREZICK
G, 5-8, FR #3



JASMINE HINES
G, 6-3, GR #4



OCTAVIA BARNES
F, 5-10, FR #5



BRANNDIAIS AGEE
G, 5-11, RSO #10



NATHY DAMBO
F, 6-3, FR #12



MORGAN GREEN
G, 5-8, SO #13



VICTORIA GAINES
F, 6-1, FR #15



HANA VESELA
G, 6-4, FR #21



AERIAL POWERS
F, 6-0, R-JR #23



LEXI GUSSERT
G/F, 6-0, SO #24



JENNA ALLEN
G, 6-4, FR #33



AKYAH TAYLOR
F, 5-11, GR #45



KENNEDY JOHNSON
F, 6-3, SO #55



SUZY MERCHANT
HEAD COACH



AMAKA AGUGUA
ASSOCIATE HEAD COACH



NCKELL COPELAND
ASSISTANT COACH



MARK SIMONS
ASSISTANT COACH

2015-16 SCHEDULE

NOVEMBER

8	MICHIGAN TECH (EXH.)	2 p.m.
15	WESTERN MICHIGAN	2 p.m.
18	GEORGIA	7:30 p.m.
21	IDAHO STATE	TBA

at Junkanoo Jam (Grand Bahama Island, Bahamas)

27	Cincinnati	5:45 p.m.
28	Baylor	5:45 p.m.

DECEMBER

3	LOUISVILLE (BIG TEN/ACC CHALLENGE)	7 p.m.
6	LOYOLA CHICAGO	2 p.m.
9	at Davidson	6 p.m.
13	at Oakland	3 p.m.
18	at Northeastern	8 p.m.
21	DETROIT	7 p.m.
31	at Ohio State*	12 p.m.

JANUARY

3	WISCONSIN*	2 p.m.
7	at Penn State*	7 p.m.
10	NORTHWESTERN*	TBA
13	at Indiana*	7 p.m.
16	IOWA*	4:30 p.m.
19	RUTGERS*	6 p.m.
23	at Maryland*	2 p.m.
27	PURDUE*	7 p.m.
31	at Wisconsin	4 p.m.

FEBRUARY

4	MICHIGAN*	7 p.m.
7	at Iowa*	3 p.m.
11	PENN STATE*	6:30 p.m.
14	at Nebraska*	4 p.m.
18	at Rutgers*	7 p.m.
21	MINNESOTA*	TBA
24	at Illinois*	8 p.m.
27	OHIO STATE*	2 p.m.

MARCH

2-6	Big Ten Tournament
18-21	NCAA First & Second Rounds
25-28	NCAA Regionals

APRIL

3-5	NCAA Final Four (Indianapolis, Ind.)
-----	---

*Big Ten Game

All times listed in Eastern Time Zone,
and subject to change.



 @MSU_WBASKETBALL
 MICHIGAN STATE
WOMEN'S BASKETBALL
 MSUSPARTANS.COM
 MSU_WBASKETBALL